



OKLAHOMA STATE FOOTBALL
2017 MEDIA GUIDE

MASON RUDDOLPH



TRE FLOWERS

JAMES WASHINGTON

JALEN McCLESHEY

CHAD WHITENER

ZACH CRABTREE

MIKE GUNDY

104-50 - 13TH SEASON

EVIDENCE OF OKLAHOMA STATE'S RISE ON BOTH THE BIG 12 AND NATIONAL LEVELS DURING MIKE GUNDY'S TENURE AS HEAD COACH IS EVERYWHERE.

OSU IS ONE OF ONLY SEVEN SCHOOLS TO APPEAR IN EVERY SET OF COLLEGE FOOTBALL PLAYOFF RANKINGS SINCE 2015, JOINING ALABAMA, CLEMSON, FLORIDA STATE, MICHIGAN, OHIO STATE AND UTAH.

SINCE 2010, OKLAHOMA STATE HAS FIVE SEASONS WITH AT LEAST 10 WINS, AN OUTRIGHT BIG 12 TITLE (2011) AND A SHARE OF THE BIG 12 SOUTH TITLE (2010). THE COWBOYS REACHED THE TOP 10 OF THE ASSOCIATED PRESS POLL IN 2008, 2009, 2010, 2011, 2013, 2015 AND 2016.

GUNDY HAS COACHED THE COWBOYS TO FOUR NEW YEAR'S SIX BOWL GAMES SINCE 2010. THE POKES APPEARED IN THE 2010 COTTON BOWL, THE 2012 FIESTA BOWL, THE 2014 COTTON BOWL AND THE 2016 SUGAR BOWL.

SINCE 2010, THE COWBOYS HAVE AVERAGED 40.5 POINTS AND 487.9 YARDS OF TOTAL OFFENSE PER GAME. OKLAHOMA STATE HAS RANKED IN THE TOP 10 NATIONALLY IN SCORING OFFENSE FOUR TIMES DURING GUNDY'S TENURE AS HEAD COACH AND HAVE RANKED IN THE TOP 10 NATIONALLY IN TOTAL OFFENSE FIVE TIMES. THE COWBOYS LED THE NATION IN TURNOVER MARGIN IN 2011 AND HAVE RANKED IN THE TOP 10 NATIONALLY IN THAT CATEGORY IN THREE OF THE PAST FOUR SEASONS.





TABLE OF CONTENTS/SCHEDULE



TABLE OF CONTENTS

INTRO

- 2 Quick Facts/Personnel
- 3 Numerical Roster
- 4 Alphabetical Roster
- 5 Roster by Position Groups
- 6 Season Preview

MEDIA INFORMATION

- 10 Media Services and Policies
- 12 Campus Map
- 13 Boone Pickens Stadium Map
- 14 Cowboy Radio Network
- 15 Social Media
- 16 Media Outlets

COACHES AND STAFF

- 18 Head Coach Mike Gundy
- 24 Assistant Coaches
- 34 Analysts
- 35 Operations and Recruiting
- 36 Football Support Staff

THE COWBOYS

- 38 Player Bios
- 74 Others in Camp

OPPONENTS

- 76 2017 Opponent Capsules
- 78 Series History vs 2017 Opponents
- 79 Series Record vs All Opponents
- 80 Series History vs All Opponents

2016 SEASON REVIEW

- 86 Season Review Story
- 89 2016 Honors and Recognition
- 90 Box Scores
- 95 Starting Lineups/Career Starts

- 96 Explosive Plays
- 97 Scoring Summary
- 98 Scoring Drive Superlatives
- 99 OSU in the Statistical Rankings
- 100 Final Season Stats

RECORDS

- 112 Team Single Game Records
- 113 Team Single Season Records
- 114 Individual Records
- 116 Team Single Game Lists
- 120 Team Single Season Lists
- 125 Individual Single Game Lists
- 128 Individual Single Season Lists
- 132 Individual Career Lists
- 136 Longest Plays
- 137 Opponent Single Game Records
- 138 Opponent Single Season Records

HISTORY

- 140 Yearly Summary
- 141 Coaching History
- 142 Offense by Year
- 144 Defense by Year
- 146 Special Teams by Year
- 148 1945 FWAA National Champions
- 149 Cowboys in the Hall of Fame
- 150 All-Americans
- 158 Awards and Honors
- 162 Streaks
- 164 100-Yard Rushing Games
- 166 100-Yard Receiving Games
- 169 300-Yard Passing Games
- 170 OSU in the NCAA Stats - Team
- 171 OSU in the NCAA Stats - Player
- 173 Annual Team Leaders
- 174 All-Time Scores

- 181 Bowl Recaps
- 193 Bowl Records
- 194 Season and Home Openers
- 195 Homecoming and TV Games
- 196 Super Bowl Cowboys
- 197 Pro Bowlers and NFL Draft Picks
- 198 Cowboys in the NFL
- 201 Letterwinners

UNIVERSITY

- 208 Oklahoma State University
- 210 President Burns Hargis
- 211 Athletic Director Mike Holder
- 212 OSU Athletic Department
- 214 Mr. T. Boone Pickens
- 215 Prominent Athletics Alumni
- 216 The Big 12 Conference
- 218 Stillwater, Oklahoma
- 219 Oklahoma State Spirit
- 220 America's Greatest Homecoming

THE PROGRAM

- 222 Boone Pickens Stadium
- 225 Boone Pickens Stadium History
- 226 Sherman Smith Training Center
- 227 The Rise of the Cowboys
- 228 Oklahoma State and Nike
- 230 Academic Success
- 232 State of the Program

2017 SCHEDULE

AUG. 31	TULSA
Sept. 8	at South Alabama
Sept. 16	at Pittsburgh
Sept. 23	TCU
Sept. 30	at Texas Tech
OCT. 14	BAYLOR
Oct. 21	at Texas
Oct. 28	at West Virginia
NOV. 4	OKLAHOMA
Nov. 11	at Iowa State
NOV. 18	KANSAS STATE
NOV. 25	KANSAS
Dec. 2	Big 12 Championship Game*

* In Arlington, Texas

CREDITS

The 2017 Oklahoma State Football Guide was written, edited, designed and laid out by Gavin Lang and Sean Maguire with assistance from the OSU athletics communications staff. Cover design by Jordan Smith. Photography by Bruce Waterfield, Phil Shockley and Gary Lawson of OSU Marketing, Brody Schmidt and the staff of Ostatephoto.com, George and Marianne Bulard of Genesee Party Pix Stillwater and Greg Bullard. Additional photos provided by Visit Stillwater, OSU Special Collections and Archives, OSU Communications, the OSU Alumni Association, the Tulsa World, Rivals.com and Scout.com. Special thanks to the teams of the National Football League for their assistance. Printing by Mercury Press.

ATHLETICS COMMUNICATIONS STAFF

Gavin Lang (Football)	gavin.lang@okstate.edu
Sean Maguire (Football)	sean.maguire@okstate.edu
Stephen Howard	stephen.howard@okstate.edu
Ryan Cameron	ryan.cameron@okstate.edu
Wade McWhorter	wade.mcwhorter@okstate.edu
Harry Endicott	harry.endicott@okstate.edu
John Langham	john.langham@okstate.edu



QUICK FACTS/PERSONNEL BREAKDOWN

QUICK FACTS

UNIVERSITY INFORMATION

Location	Stillwater, OK
Founded	Dec. 25, 1890
Colors	Orange and Black
Enrollment	25,594
Conference	Big 12
Team Name	Cowboys
Mascot	Pistol Pete
President	V. Burns Hargis
Athletic Director	Mike Holder
Faculty Athletic Rep	Stephen Clarke
Athletic Web Site	www.okstate.com
University Web Site	www.okstate.edu

FOOTBALL INFORMATION

2016 Record	10-3
2016 Conference Record	7-2
2016 Big 12 Finish	Second
2016 Postseason	Valero Alamo Bowl
	Beat No. 10 Colorado, 38-8
2016 Final Rank	No. 11 (A.P.)
	No. 11 (Coaches)
Starters Returning (O/D/S)	14 (8/5/1)
Starters Lost (O/D/S)	12 (5/6/1)
Lettermen Returning (O/D/S)	39 (14/21/4)
Lettermen Lost (O/D/S)	23 (12/9/2)

STADIUM INFORMATION

Home Facility	Boone Pickens Stadium
Capacity	56,790
Surface	AstroTurf
Field Opening	1913
Stadium Opening	1920
Rededication	2009

HEAD COACH AT A GLANCE

Head Coach	Mike Gundy
Alma Mater	Oklahoma State, 1990
Career Record	104-50/13th Year
OSU Record	Same
Big 12 Record	63-39

FOOTBALL STAFF

Joe Bob Clements	Defensive Line
Tim Duffie	Cornerbacks
Kasey Dunn	Receivers
Dan Hammerschmidt	Safeties
Josh Henson	Offensive Line
Jason McEndoo	Cowboy Backs
Glenn Spencer	Defensive Coordinator/LB
John Wozniak	Running Backs
Mike Yurcich	Offensive Coordinator/QB
--	
Bill Clay	Analyst
A.J. Ricker	Analyst
Brian VanGorder	Analyst
Carson Cramer	Graduate Assistant
Steve Hauser	Graduate Assistant
Remington Rebstock	Graduate Assistant
Andre Sexton	Graduate Assistant
Morris Berger	Quality Control
Will Wright	Quality Control

PERSONNEL BREAKDOWN

STARTERS RETURNING - 14

Offense (8)	Career Starts
Zach Crabtree, OL	34
James Washington, WR	30
Mason Rudolph, QB	28
Brad Lundblade, OL	27
Marcell Ateman, WR	19
Marcus Keyes, OL	13
Jalen McCleskey, WR	11
Justice Hill, RB	10

Defense (5)	Career Starts
Tre Flowers, S	32
Ramon Richards, CB	23
Chad Whitener, LB	20
Cole Walterscheid, DE	13
Jarrell Owens, DE	12

Specialists (1)	Career Starts
Zach Sinor, P	26

STARTERS LOST - 12

Offense (5)	Career Starts
Jhajuan Seales, WR	33
Michael Wilson, OL	29
Victor Salako, OL	26
Zac Veatch, CW	24
Blake Jarwin, CW	12

Defense (6)	Career Starts
Jordan Sterns, S	38
Vincent Taylor, DT	26
Ashton Lampkin, CB	25
Jordan Burton, LB	24
Motekiai Maile, DT	24
Devante Averette, LB	12

Specialists (1)	Career Starts
Ben Grogan, PK	52

LETTERMEN RETURNING - 39

Offense (14)	
Britton Abbott	CW
Marcell Ateman	WR
Dawson Bassett	CW
Keenen Brown	CW
Jeff Carr	RB
Zach Crabtree	OL
Justice Hill	RB
Marcus Keyes	OL
Chris Lacy	WR
Brad Lundblade	OL
Jalen McCleskey	WR
Mason Rudolph	QB
James Washington	WR
Larry Williams	OL

Defense (21)	
Gyasi Akem	LB
Calvin Bundage	LB
Trey Carter	DE
Chance Cook	S
Darius Curry	CB
Darrion Daniels	DT
Kenneth Edison-McGruder	S
Tre Flowers	S
A.J. Green	CB
Madre Harper	CB
Kevin Henry	LB
Vili Leveni	DT
Jerel Morrow	S
DeQuinton Osborne	DT
Jarrell Owens	DE
Justin Phillips	LB
Ramon Richards	CB
Kirk Tucker	LB
Cole Walterscheid	DE
Tralund Webber	DE
Chad Whitener	LB

Specialists (4)	
Matt Ammendola	PK
Tanner Morgan	LS
Zach Sinor	P
Sam Walkingstick	LS

LETTERMEN LOST - 23

Offense (12)	
Chris Carson	RB
Rennie Childs	RB
Austin Hays	WR
Blake Jarwin	CW
Keegan Metcalf	RB
Grant Newell	WR
Victor Salako	OL
Barry J. Sanders	RB
Jhajuan Seales	WR
Zac Veatch	CW
Jesse Robinson	OL
Michael Wilson	OL

Defense (9)	
Devante Averette	LB
Jordan Burton	LB
Eric Davis	DT
Ashton Lampkin	CB
Motekiai Maile	DT
Derrick Moncrief	S
Lenzy Pipkins	CB
Jordan Sterns	S
Vincent Taylor	DT

Specialists (2)	
Ben Grogan	PK
Kaleb Smith	LS



Ramon Richards



NUMERICAL ROSTER

No.	Name	Pos.	Ht.	Wt.	Exp.	Hometown/Previous School
1	Calvin Bundage	LB	6-2	205	So-1L	Edmond, OK/Santa Fe
1	Jalen McCleskey	WR	5-10	170	Jr-2L	Covington, LA/St. Paul's
2	Darius Curry	CB	6-1	205	RSr-2L	Flowery Branch, GA/Flowery Branch
2	Mason Rudolph	QB	6-5	230	Sr-2L	Rock Hill, SC/ Northwestern
3	Marcell Ateman	WR	6-4	220	RSr-3L	Dallas, TX/Wylie East
3	Kenneth Edison-McGruder	LB	6-0	220	Jr-2L	Houston, TX/Taylor
4	A.J. Green	CB	6-1	180	So-1L	DeSoto, TX/DeSoto
4	Tracin Wallace	QB	6-0	175	Fr-HS	Fort Worth, TX/South Hills
5	Justice Hill	RB	5-10	185	So-1L	Tulsa, OK/Booker T. Washington
5	Jerel Morrow	S	5-10	205	RSr-3L	Emporia, KS/Emporia
6	Adrian Baker	CB	5-11	180	Sr-TR	Hallandale, FL/Chaminade-Madonna/ Clemson
6	Keenen Brown	CW	6-3	250	RJr-1L	Houston, TX/Alief Taylor
7	Ramon Richards	S	5-11	185	Sr-3L	San Antonio, TX/Brackenridge
8	Braydon Johnson	WR	6-1	185	Fr-HS	Arlington, TX/Bowie
8	Rodarius Williams	CB	6-0	180	RFr-RS	Shreveport, LA/Calvary Baptist
9	Gyasi Akem	LB	6-2	239	Sr-3L	Broken Arrow, OK/Broken Arrow
9	John Kolar	QB	6-4	200	RSo-Sq	Norman, OK/Norman North
10	Tyrell Alexander	WR	6-1	200	RFr-RS	Lancaster, TX/Lancaster
11	Amen Ogbongbemiga	LB	6-0	225	RFr-RS	Calgary, Alberta, Canada/Notre Dame HS
11	Keondre Wudtee	QB	6-4	210	RFr-RS	Bossier City, LA/Parkway
12	Kirk Tucker	LB	6-1	200	Sr-3L	Tucker, GA/Tucker
13	Tyron Johnson	WR	6-1	185	RSo-TR	New Orleans, LA/Warren Easton/LSU
13	Lamarcus Morton	CB	6-1	165	Fr-HS	Gilmer, TX/Gilmer
14	Bryce Balous	CB	5-11	185	RSo-Sq	McKinney, TX/North
14	Taylor Cornelius	QB	6-6	225	RJr-Sq	Bushland, TX/Bushland
15	Brendan Vaughn	LB	6-1	210	Fr-HS	Forney, TX/Forney
15	Chris Lacy	WR	6-3	205	Sr-3L	DeSoto, TX/DeSoto
16	Devin Harper	LB	6-1	240	RFr-RS	Knoxville, TN/Karns
17	Dillon Stoner	WR	6-0	198	RFr-RS	Tulsa, OK/Jenks
18	Za'Carrius Green	S	5-11	205	RSo-Sq	Duncanville, TX/Duncanville
18	Jelani Woods	QB	6-7	235	Fr-HS	Ellenwood, GA/Cedar Grove
19	Justin Phillips	LB	6-0	230	RJr-2L	Pearland, TX/Pearland
20	Jeff Carr	RB	5-7	190	Jr-2L	Temple, TX/Temple
20	Malcolm Rodriguez	S	6-0	205	Fr-HS	Wagoner, OK/Wagoner
22	Ja'Ron Wilson	RB	5-10	225	RFr-RS	Eules, TX/Trinity
23	Trey Sterling	S	6-1	195	Fr-HS	Sunnyvale, TX/Sunnyvale
24	LD Brown	RB	5-9	193	RFr-RS	Dallas, TX/DeSoto
24	Malik Kearse	CB	6-0	170	Sr-Sq	Miami, FL/Pace/Fort Scott CC
25	Madre Harper	CB	6-1	190	So-1L	Arlington, TX/Lamar
25	Cole McKnight	WR	5-11	180	RSr-Sq	Cushing, OK/Cushing
27	J.D. King	RB	5-11	205	Fr-HS	Fitzgerald, GA/Fitzgerald
28	James Washington	WR	6-0	205	Sr-3L	Stamford, TX/Stamford
28	Thabo Mwaniki	S	5-11	185	Fr-HS	Denton, TX/Guyer
29	Bryce Brown	CB	5-9	180	RSo-Sq	Denton, TX/Guyer
29	Zach Sinor	P	5-10	223	RJr-2L	Castroville, TX/Medina Valley
30	Chuba Hubbard	RB	6-1	190	Fr-HS	Sherwood Park, Alberta, Canada/Bev Facey
31	Tre Flowers	S	6-3	200	RSr-3L	Converse, TX/Judson
32	Kris McCune	S	6-2	200	Fr-HS	Forney, TX/Dallas Christian
33	Kevin Henry	LB	6-0	230	RSo-1L	Baton Rouge, LA/Central
33	Landon Wolf	WR	5-11	170	RFr-RS	Tulsa, OK/East Central
35	Chance Cook	S	6-0	190	So-1L	Canadian, TX/Canadian
37	Javarus Barksdale-Blair	CB	6-0	175	RFr-RS	Lexington, KY/Lafayette
38	Philip Redwine-Bryant	S	6-2	215	RSo-Sq	Harker Heights, TX/Academy
39	Jake McClure	K	6-3	195	Fr-HS	Chattanooga, TN/East Hamilton
40	Luke Hupp	CW	5-10	270	RJr-Sq	Louisburg, KS/Louisburg/Fort Scott CC
40	Brock Martin	DE	6-4	235	Fr-HS	Oologah, OK/Oologah
41	Britton Abbott	CW	6-2	255	RJr-1L	Liberal, KS/Liberal
42	Sione Finefeuiaki	CW	6-0	245	Jr-TR	Santa Clara, CA/Wilcox/ College of San Mateo
44	Patrick Macon	LB	6-3	240	Jr-TR	Memphis, TN/Millington Central/ Arizona Western CC
45	Chad Whitener	LB	6-0	240	RSr-2L	Mansfield, TX/Mansfield/California
47	Tyler Ferguson	CW	6-2	260	RJr-Sq	McKinney, TX/Boyd
48	Dawson Bassett	CW	6-4	245	RSr-2L	Tuttle, OK/Tuttle
48	Jake Dyer	LB	6-0	205	RFr-RS	Whitesboro, TX/Whitesboro
49	Matt Ammendola	K	5-9	195	RSo-1L	Lansdale, PA/North Penn
50	Ry Schneider	OL	6-3	325	RFr-RS	Minco, OK/Minco
51	Arlington Hambright	OL	6-5	305	Jr-TR	Ypsilanti, MI/Belleville/Garden City CC
52	Tanner Morgan	LS	6-1	235	So-1L	Ankeny, IA/Centennial

No.	Name	Pos.	Ht.	Wt.	Exp.	Hometown/Previous School
54	Fua Leilua	DT	6-3	300	Jr-TR	Spanish Fork, UT/Spanish Fork/ Weber State/Snow JC
56	Enoch Smith, Jr.	DT	6-2	295	Jr-TR	Chicago, IL/Mount Carmel/ Michigan State/Kennedy-King College
56	Larry Williams	OL	6-4	330	RSr-1L	Wilmington, NC/Laney/ East Carolina/Hutchinson CC
57	Walker Reed	OL	6-6	350	RFr-RS	Norman, OK/North
58	Brett Wilson	OL	6-2	275	RSo-Sq	Cashion, OK/Cashion
59	Matt Hockett	P	6-2	215	RJr-Sq	Norman, OK/Norman
60	Zachary Crabtree	OL	6-7	310	RSr-3L	Mansfield, TX/Mansfield
62	Jacob Clark	OL	6-3	280	RFr-RS	Rogers, AR/Bentonville
63	Sam Walkingstick	LS	5-11	200	RSo-1L	Sallisaw, OK/Sallisaw
66	Lemaefe Galea'i	OL	6-4	340	RJr-1L	Eules, TX/Trinity
67	Shane Richards	OL	6-8	325	Sr-Sq	Calgary, Alberta, Canada/ New Mexico Military
68	Deionte Noel	OL	6-2	325	RJr-Sq	Cibola, TX/Steele
69	Kevin Mahon	K	6-0	195	RSr-Sq	Arlington, TX/Martin/Tarrant County CC
70	Ben Hughes	DT	6-1	325	RSr-Sq	Waco, TX/University
71	Brad Lundblade	OL	6-3	300	Sr-3L	Argyle, TX/Liberty Christian
72	Johnny Wilson	OL	6-3	310	RSo-Sq	Midland, TX/Midland Christian
73	Teven Jenkins	OL	6-6	310	RFr-RS	Topeka, KS/Topeka
74	Larry Joubert	OL	6-4	290	Jr-TR	Oklahoma City, OK/Douglass/NEO A&M JC
75	Marcus Keyes	OL	6-3	300	RSo-1L	Port Allen, LA/Port Allen
76	Dylan Galloway	OL	6-5	310	RFr-RS	Dallas, TX/Coppell
77	Tyler Moore	OL	6-4	310	Jr-TR	Galena Park, TX/North Shore/Minnesota
78	Aaron Cochran	OL	6-8	350	Sr-TR	Atwater, CA/Buhach Colony/California
79	Darrion Daniels	DT	6-3	300	Jr-2L	Dallas, TX/Bishop Dunne
79	Matt Kegel	OL	6-5	295	RFr-RS	Chaska, MN/Chaska
80	Tylan Wallace	WR	6-0	185	Fr-HS	Fort Worth, TX/South Hills
81	LC Greenwood	WR	6-3	210	Fr-HS	Garland, TX/Lakeview Centennial
82	Cole Walterscheid	DE	6-5	260	RJr-1L	Muenster, TX/Muenster
83	Korie Frausto	WR	6-0	187	RFr-HS	Wichita, KS/Maize South/Army
84	Dayton Metcalf	CW	6-4	215	RFr-RS	Hooker, OK/Hooker
86	Triston Grant	DE	6-4	235	RFr-RS	Owasso, OK/Owasso
86	Baron Odum	CW	6-5	225	Fr-HS	Wynnewood, OK/Wynnewood
87	Logan Carter	CW	6-4	245	RFr-RS	Henrietta, TX/Henrietta
89	Austin Parker	WR	6-1	195	RJr-Sq	Grapevine, TX/Grapevine/SE Okla. State
89	Tralund Webber	DE	6-5	250	Sr-1L	Cameron, TX/Yoe/Blinn JC
90	Taaj Bakari	DT	6-1	305	RSo-Sq	Mansfield, TX/Legacy
91	DeQuinton Osborne	DT	6-0	305	RSr-1L	Grand Prairie, TX/South Grand Prairie/ Kilgore JC
92	Cameron Murray	DT	6-2	290	RFr-2L	Bryant, AR/Bryant
93	Jarrell Owens	DE	6-3	265	RJr-2L	Palestine, TX/Palestine
94	Jordan Brailford	DE	6-3	250	RSo-1L	Tulsa, OK/Booker T. Washington
95	Vili Leveni	DE	6-4	280	RSr-2L	Hurst, TX/L.D. Bell
98	Brandon Evers	DT	6-2	290	Fr-HS	Bixby, OK/Bixby
99	Trey Carter	DE	6-3	295	RJr-1L	Dallas, TX/Pinkston

PRONUNCIATIONS

3	Marcell Ateman	EIGHT-man	30	Chuba Hubbard	CHOO-buh
4	Tracin Wallace	TRAY-sin	31	Tre Flowers	TRAY
5	Jerel Morrow	juh-RELL	42	Sione Finefeuiaki	see-OH-nay
7	Ramon Richards	ruh-MOAN			FEY-nay-FAY-you- wee-AH-kee
8	Braydon Johnson	BRAY-din	45	Chad Whitener	WHITE-ner
8	Rodarius Williams	roh-DARE-ee-us	54	Fua Leilua	FOO-uh lay-LOO-uh
9	Gyasi Akem	JAH-see AH-kem	66	Lemaefe Galea'i	lem-AH-eh-feh naw-LAY-eye
9	John Kolar	KOE-larr			tee-in
11	Amen Ogbongbemiga	AY-men awg-BONG-beh-MEE-guh	73	Teven Jenkins	JOE-BARE
11	Keondre Wudtee	kee-AWN-dray WOOD-tee	74	Larry Joubert	waiter-SHIED
14	Bryce Balous	(rhymes with "malice")	82	Cole Walterscheid	(not waiter-SHEED)
18	Za'Carrius Green	zuh-CARE-ee-us			TRAY-LAY-uhd
18	Jelani Woods	jay-LAWN-ee	89	Tralund Webber	TAWJH buh-KAR-ee
22	Ja'Ron Wilson	JAY-ron	90	Taaj Bakari	juh-RELL
24	Malik Kearse	muh-LEEK curse	93	Jarrell Owens	VILL-ee luh-VEN-ee
25	Madre Harper	muh-DRAY			
28	Thabo Mwaniki	TAW-bo MWAH-nee-kee			
29	Zach Sinor	SIGH-ner			



ALPHABETICAL ROSTER

No.	Name	Pos.	Ht.	Wt.	Exp.	Hometown/Previous School
41	Britton Abbott	CW	6-2	255	RJr-1L	Liberal, KS/Liberal
9	Gyasi Akem	LB	6-2	239	Sr-3L	Broken Arrow, OK/Broken Arrow
10	Tyrell Alexander	WR	6-1	180	RFr-RS	Lancaster, TX/Lancaster
49	Matt Ammendola	K	5-9	195	RSo-1L	Lansdale, PA/North Penn
3	Marcell Ateman	WR	6-4	220	RSr-3L	Dallas, TX/Wylie East
90	Tajj Bakari	DT	6-1	305	RSo-Sq	Mansfield, TX/Legacy
6	Adrian Baker	CB	5-11	180	Sr-TR	Hallandale, FL/Chaminade-Madonna/ Clemson
14	Bryce Balous	CB	5-11	185	RSo-Sq	McKinney, TX/North
37	Javarus Barksdale-Blair	CB	6-0	175	RFr-RS	Lexington, KY/Lafayette
48	Dawson Bassett	CW	6-4	245	RSr-2L	Tuttle, OK/Tuttle
94	Jordan Brailford	DE	6-3	250	RSo-1L	Tulsa, OK/Booker T. Washington
6	Keenen Brown	CW	6-3	250	RJr-1L	Houston, TX/Alief Taylor
24	LD Brown	RB	5-9	193	RFr-RS	Dallas, TX/DeSoto
29	Bryce Brown	CB	5-9	180	RSo-Sq	Denton, TX/Guyser
1	Calvin Bundage	LB	6-2	205	So-1L	Edmond, OK/Santa Fe
20	Jeff Carr	RB	5-7	190	Jr-2L	Temple, TX/Temple
87	Logan Carter	CW	6-4	245	RFr-RS	Henrietta, TX/Henrietta
99	Trey Carter	DE	6-3	295	RJr-1L	Dallas, TX/Pinkston
62	Jacob Clark	OL	6-3	280	RFr-RS	Rogers, AR/Bentonville
78	Aaron Cochran	OL	6-8	350	Sr-TR	Atwater, CA/Buhach Colony/California
35	Chance Cook	S	6-0	190	So-1L	Canadian, TX/Canadian
14	Taylor Cornelius	QB	6-6	225	RJr-Sq	Bushland, TX/Bushland
60	Zachary Crabtree	OL	6-7	310	RSr-3L	Mansfield, TX/Mansfield
2	Darius Curry	CB	6-1	205	RSr-2L	Flowery Branch, GA/Flowery Branch
79	Darrion Daniels	DT	6-3	300	Jr-2L	Dallas, TX/Bishop Dunne
48	Jake Dyer	LB	6-0	205	RFr-RS	Whitesboro, TX/Whitesboro
3	Kenneth Edison-McGruder	LB	6-0	220	Jr-2L	Houston, TX/Taylor
98	Brandon Evers	DT	6-2	290	Fr-HS	Bixby, OK/Bixby
47	Tyler Ferguson	CW	6-2	260	RJr-Sq	McKinney, TX/Boyd
42	Sione Finefeuiaki	CW	6-0	245	Jr-TR	Santa Clara, CA/Wilcox/ College of San Mateo
31	Tre Flowers	S	6-3	200	RSr-3L	Converse, TX/Judson
83	Korie Frausto	WR	6-0	187	RFr-HS	Wichita, KS/Maize South/Army
66	Lemaefe Galea'i	OL	6-4	340	RJr-1L	Eules, TX/Trinity
76	Dylan Galloway	OL	6-5	310	RFr-RS	Dallas, TX/Coppell
86	Triston Grant	DE	6-4	235	RFr-RS	Owasso, OK/Owasso
4	A.J. Green	CB	6-1	180	So-1L	DeSoto, TX/DeSoto
18	Za'Carrius Green	S	5-11	205	RSo-Sq	Duncanville, TX/Duncanville
81	LC Greenwood	WR	6-3	210	Fr-HS	Garland, TX/Lakeview Centennial
51	Arlington Hambright	OL	6-5	305	Jr-TR	Ypsilanti, MI/Belleview/Garden City CC
16	Devlin Harper	LB	6-1	240	RFr-RS	Knoxville, TN/Karns
25	Madre Harper	CB	6-1	190	So-1L	Arlington, TX/Lamar
33	Kevin Henry	LB	6-0	230	RSo-1L	Baton Rouge, LA/Central
5	Justice Hill	RB	5-10	185	So-1L	Tulsa, OK/Booker T. Washington
59	Matt Hockett	P	6-2	215	RJr-Sq	Norman, OK/Norman
30	Chuba Hubbard	RB	6-1	190	Fr-HS	Sherwood Park, Alberta, Canada/Bev Facey
70	Ben Hughes	DT	6-1	325	RSr-Sq	Waco, TX/University
40	Luke Hupp	CW	5-10	270	RJr-Sq	Louisburg, KS/Louisburg/Fort Scott CC
73	Teven Jenkins	OL	6-6	310	RFr-RS	Topeka, KS/Topeka
8	Braydon Johnson	WR	6-1	185	Fr-HS	Arlington, TX/Bowie
13	Tyron Johnson	WR	6-1	185	RSo-TR	New Orleans, LA/Warren Easton/LSU
74	Larry Joubert	OL	6-4	290	Jr-TR	Oklahoma City, OK/Douglass/NEO A&M JC
24	Malik Kearse	CB	6-0	170	Sr-Sq	Miami, FL/Pace/Fort Scott CC
79	Matt Kegel	OL	6-5	295	RFr-RS	Chaska, MN/Chaska
75	Marcus Keyes	OL	6-3	300	RSo-1L	Port Allen, LA/Port Allen
27	J.D. King	RB	5-11	205	Fr-HS	Fitzgerald, GA/Fitzgerald
9	John Kolar	QB	6-4	200	RSo-Sq	Norman, OK/Norman North
15	Chris Lacy	WR	6-3	205	Sr-3L	DeSoto, TX/DeSoto
54	Fua Leilua	DT	6-3	300	Jr-TR	Spanish Fork, UT/Spanish Fork/ Weber State/Snow JC
95	Vili Leveni	DE	6-4	280	RSr-2L	Hurst, TX/L.D. Bell
71	Brad Lundblade	OL	6-3	300	Sr-3L	Argyle, TX/Liberty Christian
44	Patrick Macon	LB	6-3	240	Jr-TR	Memphis, TN/Millington Central/ Arizona Western CC
69	Kevin Mahon	K	6-0	195	RSr-Sq	Arlington, TX/Martin/Tarrant County CC
40	Brock Martin	DE	6-4	235	Fr-HS	Oologah, OK/Oologah
1	Jalen McCleskey	WR	5-10	170	Jr-2L	Covington, LA/St. Paul's
39	Jake McClure	K	6-3	195	Fr-HS	Chattanooga, TN/East Hamilton
32	Kris McCune	S	6-2	200	Fr-HS	Forney, TX/Dallas Christian
25	Cole McKnight	WR	5-11	180	RSr-Sq	Cushing, OK/Cushing

No.	Name	Pos.	Ht.	Wt.	Exp.	Hometown/Previous School
84	Dayton Metcalf	CW	6-4	215	RFr-RS	Hooker, OK/Hooker
77	Tyler Moore	OL	6-4	310	Jr-TR	Galena Park, TX/North Shore/Minnesota
52	Tanner Morgan	LS	6-1	235	So-1L	Ankeny, IA/Centennial
5	Jerel Morrow	S	5-10	205	RSr-3L	Emporia, KS/Emporia
13	Lamarcus Morton	CB	6-1	165	Fr-HS	Gilmer, TX/Gilmer
92	Cameron Murray	DT	6-2	290	RFr-RS	Bryant, AR/Bryant
28	Thabo Mwaniki	S	5-11	185	Fr-HS	Denton, TX/Guyser
68	Deionte Noel	OL	6-2	325	RJr-Sq	Cibola, TX/Steele
86	Baron Odom	CW	6-5	225	Fr-HS	Wynnewood, OK/Wynnewood
11	Amen Ogbongbemiga	LB	6-0	225	RFr-RS	Calgary, Alberta, Canada/Notre Dame HS
91	DeQuinton Osborne	DT	6-0	305	RSr-1L	Grand Prairie, TX/South Grand Prairie/ Kilgore JC
93	Jarrell Owens	DE	6-3	265	RJr-2L	Palestine, TX/Palestine
89	Austin Parker	WR	6-1	195	RJr-Sq	Grapevine, TX/Grapevine/SE Okla. State
19	Justin Phillips	LB	6-0	230	RJr-2L	Pearland, TX/Pearland
38	Philip Redwine-Bryant	S	6-2	215	RSo-Sq	Harker Heights, TX/Academy
57	Walker Reed	OL	6-6	350	RFr-RS	Norman, OK/North
7	Amen Richards	S	5-11	185	Sr-3L	San Antonio, TX/Brackenridge
67	Shane Richards	OL	6-8	325	Sr-Sq	Calgary, Alberta, Canada/ New Mexico Military
20	Malcolm Rodriguez	S	6-0	205	Fr-HS	Wagoner, OK/Wagoner
2	Mason Rudolph	QB	6-5	230	Sr-2L	Rock Hill, SC/Northwestern
50	Ry Schneider	OL	6-3	325	RFr-RS	Minco, OK/Minco
29	Zach Sinor	P	5-10	223	RJr-2L	Castroville, TX/Medina Valley
56	Enoch Smith, Jr.	DT	6-2	295	Jr-TR	Chicago, IL/Mount Carmel/ Michigan State/Kennedy-King College
23	Trey Sterling	S	6-1	195	Fr-HS	Sunnyvale, TX/Sunnyvale
17	Dillon Stoner	WR	6-0	198	RFr-RS	Tulsa, OK/Jenks
12	Kirk Tucker	LB	6-1	200	Sr-3L	Tucker, GA/Tucker
15	Brendan Vaughn	LB	6-1	210	Fr-HS	Forney, TX/Forney
63	Sam Walkingstick	LS	5-11	200	RSo-1L	Sallisaw, OK/Sallisaw
4	Tracin Wallace	QB	6-0	175	Fr-HS	Fort Worth, TX/South Hills
80	Tylan Wallace	WR	6-0	185	Fr-HS	Fort Worth, TX/South Hills
82	Cole Walterscheid	DE	6-5	260	RJr-1L	Muenster, TX/Muenster
28	James Washington	WR	6-0	205	Sr-3L	Stamford, TX/Stamford
89	Tralund Webber	DE	6-5	250	Sr-1L	Cameron, TX/Yoe/Blinn JC
45	Chad Whitener	LB	6-0	240	RSr-2L	Mansfield, TX/Mansfield/California
56	Larry Williams	OL	6-4	330	RSr-1L	Wilmington, NC/Laney/ East Carolina/Hutchinson CC
8	Rodarius Williams	CB	6-0	180	RFr-RS	Shreveport, LA/Calvary Baptist
22	Ja'Ron Wilson	RB	5-10	225	RFr-RS	Eules, TX/Trinity
58	Brett Wilson	OL	6-2	275	RSo-Sq	Cashion, OK/Cashion
72	Johnny Wilson	OL	6-3	310	RSo-Sq	Midland, TX/Midland Christian
33	Landon Wolf	WR	5-11	170	RFr-RS	Tulsa, OK/East Central
18	Jelani Woods	QB	6-7	235	Fr-HS	Ellenwood, GA/Cedar Grove
11	Keondre Wudtee	QB	6-4	210	RFr-RS	Bossier City, LA/Parkway

PRONUNCIATIONS

9	Gyasi Akem	JAH-see AH-kem	95	Vili Leveni	VILL-ee luh-VEN-ee
3	Marcell Ateman	EIGHT-man	5	Jerel Morrow	juh-RELL
90	Tajj Bakari	TAWJH buh-KAR-ee	28	Thabo Mwaniki	TAW-bo MWAH-nee-kee
14	Bryce Balous	(rhymes with "malice")	11	Amen Ogbongbemiga	AY-men
42	Sione Finefeuiaki	see-OH-nay			awg-BONG-beh-MEE-guh
		FEE-nay-FAY-you-wee-AH-kee	93	Jarrell Owens	juh-RELL
		TRAY	7	Ramon Richards	ruh-MOAN
31	Tre Flowers	lem-AH-eh-feh	29	Zach Sinor	SIGH-ner
66	Lemaefe Galea'i	naw-LAY-eye	4	Tracin Wallace	TRAY-sin
		zuh-CARE-ee-us	82	Cole Walterscheid	walter-SHIED
18	Za'Carrius Green	muh-DRAY			(not walter-SHEED)
25	Madre Harper	CHOO-buh	89	Tralund Webber	TRAY-luhnd
30	Chuba Hubbard	TEV-in	45	Chad Whitener	WHITE-ner
73	Teven Jenkins	BRAY-din	8	Rodarius Williams	roh-DARE-ee-us
8	Braydon Johnson	joe-BARE	22	Ja'Ron Wilson	JAY-rahn
74	Larry Joubert	muh-LEEK curse	18	Jelani Woods	jay-LAWN-ee
24	Malik Kearse	KOE-larr	11	Keondre Wudtee	kee-AWN-dray WOOD-tee
9	John Kolar	FOO-uh lay-LOO-uh			
54	Fua Leilua				



ROSTER BY POSITION GROUPS

OFFENSIVE LINE - COACHED BY JOSH HENSON

No.	Name	Pos.	Ht.	Wt.	Exp.	Hometown/Previous School
50	Ry Schneider	OL	6-3	325	RFr-RS	Minco, OK/Minco
51	Arlington Hambricht	OL	6-5	305	Jr-TR	Ypsilanti, MI/Belleville/Garden City CC
56	Larry Williams	OL	6-4	330	RSr-1L	Wilmington, NC/Laney/ East Carolina/Hutchinson CC
57	Walker Reed	OL	6-6	350	RFr-RS	Norman, OK/North
58	Brett Wilson	OL	6-2	275	RSo-Sq	Cashion, OK/Cashion
60	Zachary Crabtree	OL	6-7	310	RSr-3L	Mansfield, TX/Mansfield
62	Jacob Clark	OL	6-3	280	RFr-RS	Rogers, AR/Bentonville
66	Lemaefa Galea'i	OL	6-4	340	RJr-1L	Eules, TX/Trinity
67	Shane Richards	OL	6-8	325	Sr-Sq	Calgary, Alberta, Canada/ New Mexico Military
68	Deionte Noel	OL	6-2	325	RJr-Sq	Cibola, TX/Steele
71	Brad Lundblade	OL	6-3	300	Sr-3L	Argyle, TX/Liberty Christian
72	Johnny Wilson	OL	6-3	310	RSo-Sq	Midland, TX/Midland Christian
73	Teven Jenkins	OL	6-6	310	RFr-RS	Topeka, KS/Topeka
74	Larry Joubert	OL	6-4	290	Jr-TR	Oklahoma City, OK/Douglass/NEO A&M JC
75	Marcus Keyes	OL	6-3	300	RSo-1L	Port Allen, LA/Port Allen
76	Dylan Galloway	OL	6-5	310	RFr-RS	Dallas, TX/Coppell
77	Tyler Moore	OL	6-4	310	Jr-TR	Galena Park, TX/North Shore/Minnesota
78	Aaron Cochran	OL	6-8	350	Sr-TR	Atwater, CA/Buhach Colony/California
79	Matt Kegel	OL	6-5	295	RFr-RS	Chaska, MN/Chaska

QUARTERBACK - COACHED BY MIKE YURCICH

No.	Name	Pos.	Ht.	Wt.	Exp.	Hometown/Previous School
2	Mason Rudolph	QB	6-5	230	Sr-2L	Rock Hill, SC/Northwestern
4	Tracin Wallace	QB	6-0	175	Fr-HS	Fort Worth, TX/South Hills
9	John Kolar	QB	6-4	200	RSo-Sq	Norman, OK/Norman North
11	Keondre Wudtee	QB	6-4	210	RFr-RS	Bossier City, LA/Parkway
14	Taylor Cornelius	QB	6-6	225	RJr-Sq	Bushland, TX/Bushland
18	Jelani Woods	QB	6-7	235	Fr-HS	Ellenwood, GA/Cedar Grove

RUNNING BACK - COACHED BY JOHN WOZNIAK

No.	Name	Pos.	Ht.	Wt.	Exp.	Hometown/Previous School
5	Justice Hill	RB	5-10	185	So-1L	Tulsa, OK/Booker T. Washington
20	Jeff Carr	RB	5-7	190	Jr-2L	Tempe, TX/Temple
22	Ja'Ron Wilson	RB	5-10	225	RFr-RS	Eules, TX/Trinity
24	LD Brown	RB	5-9	193	RFr-RS	Dallas, TX/DeSoto
27	J.D. King	RB	5-11	205	Fr-HS	Fitzgerald, GA/Fitzgerald
30	Chuba Hubbard	RB	6-1	190	Fr-HS	Sherwood Park, Alberta, Canada/Bev Facey

COWBOY BACK - COACHED BY JASON MCENDOO

No.	Name	Pos.	Ht.	Wt.	Exp.	Hometown/Previous School
6	Keenen Brown	CW	6-3	250	RJr-1L	Houston, TX/Alief Taylor
40	Luke Hupp	CW	5-10	270	RJr-Sq	Louisburg, KS/Louisburg/Fort Scott CC
41	Britton Abbott	CW	6-2	255	RJr-1L	Liberal, KS/Liberal
42	Sione Finefeuiaki	CW	6-0	245	Jr-TR	Santa Clara, CA/Wilcox/ College of San Mateo
47	Tyler Ferguson	CW	6-2	260	RJr-Sq	McKinney, TX/Boyd
48	Dawson Bassett	CW	6-4	245	RSr-2L	Tuttle, OK/Tuttle
84	Dayton Metcalf	CW	6-4	215	RFr-RS	Hooker, OK/Hooker
86	Baron Odom	CW	6-5	225	Fr-HS	Wynnewood, OK/Wynnewood
87	Logan Carter	CW	6-4	245	RFr-RS	Henrietta, TX/Henrietta

WIDE RECEIVER - COACHED BY KASEY DUNN

No.	Name	Pos.	Ht.	Wt.	Exp.	Hometown/Previous School
1	Jalen McCleskey	WR	5-10	170	Jr-2L	Covington, LA/St. Paul's
3	Marcell Ateman	WR	6-4	220	RSr-3L	Dallas, TX/Wylie East
8	Braydon Johnson	WR	6-1	185	Fr-HS	Arlington, TX/Bowie
10	Tyrell Alexander	WR	6-1	180	RFr-RS	Lancaster, TX/Lancaster
13	Tyron Johnson	WR	6-1	185	RSo-TR	New Orleans, LA/Warren Easton/LSU
15	Chris Lacy	WR	6-3	205	Sr-3L	DeSoto, TX/DeSoto
17	Dillon Stoner	WR	6-0	198	RFr-RS	Tulsa, OK/Jenks
25	Cole McKnight	WR	5-11	180	RSr-Sq	Cushing, OK/Cushing
28	James Washington	WR	6-0	205	Sr-3L	Stamford, TX/Stamford
33	Landon Wolf	WR	5-11	170	RFr-RS	Tulsa, OK/East Central
80	Tylan Wallace	WR	6-0	185	Fr-HS	Fort Worth, TX/South Hills
81	LC Greenwood	WR	6-3	210	Fr-HS	Garland, TX/Lakeview Centennial
83	Korie Frausto	WR	6-0	187	RFr-HS	Wichita, KS/Maize South/Army
89	Austin Parker	WR	6-1	195	RJr-Sq	Grapevine, TX/Grapevine/SE Okla. State

DEFENSIVE LINE - COACHED BY JOE BOB CLEMENTS

No.	Name	Pos.	Ht.	Wt.	Exp.	Hometown/Previous School
40	Brock Martin	DE	6-4	235	Fr-HS	Oologah, OK/Oologah
54	Fua Leilua	DT	6-3	300	Jr-TR	Spanish Fork, UT/Spanish Fork/ Weber State/Snow JC
56	Enoch Smith, Jr.	DT	6-2	295	Jr-TR	Chicago, IL/Mount Carmel/ Michigan State/Kennedy-King College
70	Ben Hughes	DT	6-1	325	RSr-Sq	Waco, TX/University
79	Darrion Daniels	DT	6-3	300	Jr-2L	Dallas, TX/Bishop Dunne
82	Cole Walterscheid	DE	6-5	260	RJr-1L	Muenster, TX/Muenster
86	Triston Grant	DE	6-4	235	RFr-RS	Owasso, OK/Owasso
89	Tralund Webber	DE	6-5	250	Sr-1L	Cameron, TX/Yoe/Blinn JC
90	Taj Bakari	DT	6-1	305	RSo-Sq	Mansfield, TX/Legacy
91	DeQuinton Osborne	DT	6-0	305	RSr-1L	Grand Prairie, TX/South Grand Prairie/ Kilgore JC
92	Cameron Murray	DT	6-2	290	RFr-RS	Bryant, AR/Bryant
93	Jarrell Owens	DE	6-3	265	RJr-2L	Palestine, TX/Palestine
94	Jordan Brailford	DE	6-3	250	RSo-1L	Tulsa, OK/Booker T. Washington
95	Vili Leveni	DE	6-4	280	RSr-2L	Hurst, TX/L.D. Bell
98	Brandon Evers	DT	6-2	290	Fr-HS	Bixby, OK/Bixby
99	Trey Carter	DE	6-3	295	RJr-1L	Dallas, TX/Pinkston

LINEBACKER - COACHED BY GLENN SPENCER

No.	Name	Pos.	Ht.	Wt.	Exp.	Hometown/Previous School
1	Calvin Bundage	LB	6-2	205	So-1L	Edmond, OK/Santa Fe
3	Kenneth Edison-McGruder	LB	6-0	220	Jr-2L	Houston, TX/Taylor
9	Gyasi Akem	LB	6-2	239	Sr-3L	Broken Arrow, OK/Broken Arrow
11	Amen Ogbongbemiga	LB	6-0	225	RFr-RS	Calgary, Alberta, Canada/Notre Dame HS
12	Kirk Tucker	LB	6-1	200	Sr-3L	Tucker, GA/Tucker
15	Brendan Vaughn	LB	6-1	210	Fr-HS	Forney, TX/Forney
16	Devin Harper	LB	6-1	240	RFr-RS	Knoxville, TN/Karns
19	Justin Phillips	LB	6-0	230	RJr-2L	Pearland, TX/Pearland
33	Kevin Henry	LB	6-0	230	RSo-1L	Baton Rouge, LA/Central
44	Patrick Macon	LB	6-3	240	Jr-TR	Memphis, TN/Millington Central/ Arizona Western CC
45	Chad Whitener	LB	6-0	240	RSr-2L	Mansfield, TX/Mansfield/California
48	Jake Dyer	LB	6-0	205	RFr-RS	Whitesboro, TX/Whitesboro

CORNERBACK - COACHED BY TIM DUFFIE

No.	Name	Pos.	Ht.	Wt.	Exp.	Hometown/Previous School
2	Darius Curry	CB	6-1	205	RSr-2L	Flowery Branch, GA/Flowery Branch
4	A.J. Green	CB	6-1	180	So-1L	DeSoto, TX/DeSoto
6	Adrian Baker	CB	5-11	180	Sr-TR	Hallandale, FL/Chaminade-Madonna/ Clemson
8	Rodarius Williams	CB	6-0	180	RFr-RS	Shreveport, LA/Calvary Baptist
13	Lamarus Morton	CB	6-1	165	Fr-HS	Gilmer, TX/Gilmer
14	Bryce Balous	CB	5-11	185	RSo-Sq	McKinney, TX/North
24	Malik Kearse	CB	6-0	170	Sr-Sq	Miami, FL/Pace/Fort Scott CC
25	Madre Harper	CB	6-1	190	So-1L	Arlington, TX/Lamar
29	Bryce Brown	CB	5-9	180	RSo-Sq	Denton, TX/Guyer
37	Javarus Barksdale-Blair	CB	6-0	175	RFr-RS	Lexington, KY/Lafayette

SAFETY - COACHED BY DAN HAMMERSCHMIDT

No.	Name	Pos.	Ht.	Wt.	Exp.	Hometown/Previous School
5	Jerel Morrow	S	5-10	205	RSr-3L	Emporia, KS/Emporia
7	Ramon Richards	S	5-11	185	Sr-3L	San Antonio, TX/Brackenridge
18	Za'Carrius Green	S	5-11	205	RSo-Sq	Duncanville, TX/Duncanville
20	Malcolm Rodriguez	S	6-0	205	Fr-HS	Wagoner, OK/Wagoner
23	Trey Sterling	S	6-1	195	Fr-HS	Sunnyvale, TX/Sunnyvale
28	Thabo Mwaniki	S	5-11	185	Fr-HS	Denton, TX/Guyer
31	Tre Flowers	S	6-3	200	RSr-3L	Converse, TX/Judson
32	Kris McCune	S	6-2	200	Fr-HS	Forney, TX/Dallas Christian
35	Chance Cook	S	6-0	190	So-1L	Canadian, TX/Canadian
38	Philip Redwine-Bryant	S	6-2	215	RSo-Sq	Harker Heights, TX/Academy

SPECIALISTS - COACHED BY STEVE HAUSER

No.	Name	Pos.	Ht.	Wt.	Exp.	Hometown/Previous School
29	Zach Sinor	P	5-10	223	RJr-2L	Castroville, TX/Medina Valley
39	Jake McClure	K	6-3	195	Fr-HS	Chattanooga, TN/East Hamilton
49	Matt Ammendola	K	5-9	195	RSo-1L	Lansdale, PA/North Penn
52	Tanner Morgan	LS	6-1	235	So-1L	Ankeny, IA/Centennial
59	Matt Hockett	P	6-2	215	RJr-Sq	Norman, OK/Norman
63	Sam Walkingstick	LS	5-11	200	RSo-1L	Sallisaw, OK/Sallisaw
69	Kevin Mahon	K	6-0	195	RSr-Sq	Arlington, TX/Martin/Tarrant County CC



SEASON PREVIEW



Opportunity Awaits

A Heisman candidate at quarterback teams with perhaps America's best returning receiver and most dynamic young running back to form the nucleus of a potentially spectacular offense. 2017 has a chance to be memorable in Stillwater.



There is reason for optimism surrounding the Oklahoma State football program going into the 2017 season.

For starters, the Cowboys have won 10 games in five of the last seven seasons and OSU has averaged 9.7 wins per year since 2010. The Cowboys rank 11th nationally with 68 wins this decade, so a winning culture already exists in Stillwater.

In Mason Rudolph, Justice Hill and James Washington, Oklahoma State has the best quarterback-running back-wide receiver trio in the Big 12 and perhaps the nation heading into 2017. How good are they? In 2016, Oklahoma State was one of only two schools in the nation with a 4,000-yard passer (Rudolph), a 1,000-yard rusher (Hill) and a 1,000-yard receiver (Washington). The only other team who could make that claim last year was national champion Clemson.

Defensively, the Cowboys return five starters and have a host of defensive linemen who have not been starters to this point, but who have positioned themselves to be successful when called upon this year.



SEASON PREVIEW

THE COWBOY OFFENSE

Quarterback Mason Rudolph, running back Justice Hill and receiver James Washington form one of the nation's most lethal quarterback-running back-wide receiver trios going into 2017, but the Cowboy offense has several other capable performers, most notably at wide receiver. At a school that has consistently put up big offensive numbers, this year's Cowboy offense stands out as one that has a chance to be special.

QUARTERBACK

Senior Mason Rudolph has quarterbacked OSU to a 22-6 career record as a starter and has led the Cowboys to eight victories in games in which they trailed during the second half. He enters the 2017 season ranked in the top six among active FBS players in career passing yards (third), career passing yards per game (second), career passing yards per attempt (second), career pass efficiency (third) and career touchdown-to-interception ratio (sixth). Rudolph led all FBS quarterbacks returning in 2017 in both interception avoidance and touchdown-to-interception ratio in 2016. He was tabbed as the No. 1 senior quarterback in college football heading into the 2017 season by Mel Kiper. Already the owner of no fewer than 11 school records, he is in position to set OSU career records for pass attempts, pass completions, passing yards and passing touchdowns in the 2017 season and he also has a very real chance to finish his career as the most efficient passer in Oklahoma State history.

Rudolph has earned a spot on the 2017 Heisman Trophy radar screen, but the rest of OSU's QB story is yet to be written. Junior Taylor Cornelius served as the primary backup last season, with redshirt freshman Keondre Wudtee developing in the wings. Entering fall camp, it remains to be seen which of the two will earn the inside track on the position for when Rudolph graduates after the season.

RECEIVER

The preseason favorite for the Biletnikoff Award given to the nation's top receiver, James Washington's 26 career receiving touchdowns mark the highest total among all active FBS players heading into 2017. He leads all active receivers from Power Five conferences with 2,923 career receiving yards and 19.2 career yards per reception heading into 2017. He has already been tabbed as a preseason All-American and the No. 1 returning receiver in college football heading into 2017 by several outlets.

But here's where it gets good for Oklahoma State - Washington is just one part of what several media organizations have proclaimed to be the nation's best returning group of receivers in 2017. Even with Washington's substantial productivity removed, the rest of the returning Cowboy wideouts combined for 111 receptions, 1,339 yards and 10 touchdowns last season and that total includes nothing from Marcell Ateman, who returns after missing all of 2016 to injury. Ateman had 45 receptions for 766 yards and five touchdowns in 2015.

Though Washington led the Cowboys with 1,380 receiving yards and 10 touchdowns last year, junior Jalen McCleskey actually returns as the Big 12's receptions leader from a year ago. He, Washington, Ateman and senior Chris Lacy (31 catches for 489 yards and three touchdowns to go with a pair of 100-yard receiving games in 2016) figure to be the core of the Cowboys' receiving corps, but LSU transfer and former five-star high school prospect Tyron Johnson is eligible this year after sitting out 2016 due to NCAA transfer regulations and Dillon Stoner returns after having a promising freshman season cut short to injury.

Put simply, there may not be a better group of receivers in America than what Mike Gundy has assembled at Oklahoma State, and when paired with a standout quarterback in Mason Rudolph, the sky may be the limit for this group.

RUNNING BACK

A freshman All-America honoree in 2016, Justice Hill returns after producing the top freshman rushing season in Oklahoma State history with 1,142 yards a season ago. That mark led all FBS freshmen in 2016 and stands as the fifth-best single-season performance for a freshman in Big 12 Conference history. He is the only Cowboy freshman in history to rush for over 1,000 yards and enters 2017 as a preseason first-team All-Big 12 selection by *Athlon*, *Lindy's* and *Street and Smith's*.

Hill was sidelined during the spring after undergoing surgery, but is fully cleared for 2017. While Hill was out during spring, junior Jeff Carr and redshirt freshman LD Brown saw an increase of reps. With 20 career games played, Carr has been around. He has seen some important game action and has 48 career carries for 227 yards (4.7 avg.) and two touchdowns in his career.

In addition to Brown, a trio of other freshmen have a realistic chance to earn playing time this season: J.D. King, Ja'Ron Wilson and Chuba Hubbard.

COWBOY BACK

Gone are the heart and soul of the Cowboy Back position from the past two seasons in the graduated Blake Jarwin and Zac Veatch, so there is work that needs to be done for anyone to feel like they have a true grasp on what's to come from this bunch.

Jarwin's strength was as a receiver and Veatch's strength was as a blocker, so using that as the basis, junior Keenen Brown (a converted wide receiver) is the likely replacement in the pass-catching void created by Jarwin's departure and junior Britton Abbott figures to step into Veatch's blocking role.

Brown has two career receptions to his credit, but has a chance to position himself as a much more prominent figure in the passing game with the position move. A walk-on, Abbott has yet to register on the stat sheet as a Cowboy, but has the inside track by virtue of the fact that he did play some meaningful reps in 2016. Another player to monitor is junior college transfer Sione Finefeuiaki.

OFFENSIVE LINE

Three starters and four letterwinners return on the offensive line, so there is a general sense that this group can be effective, but the thought does still linger that the Cowboy offensive line still has room for improvement. New coach Josh Henson should help with that.

Senior tackle Zach Crabtree (34 career starts) and senior center Brad Lundblade (27 career starts) are the most experienced members of this bunch and redshirt sophomore guard Marcus Keyes is a promising up-and-comer who was an everyday starter as a redshirt freshman a year ago. Crabtree is a 2017 preseason first-team All-Big 12 selection by *Lindy's*, who tabbed both Lundblade and Keyes as preseason second-team All-Big 12 honorees as well.

Senior Larry Williams was OSU's starter at right guard for the first five games of 2016 before suffering an injury. If the spring was any indication, he has reclaimed his starting position. The other tackle position opposite Crabtree received a boost in the offseason with the addition of redshirt senior Aaron Cochran, a graduate transfer who played in 28 games and started 16 at California.

Beyond the starters lies a largely unproven group of backups that includes tackles Dylan Galloway and Teven Jenkins, guards Lemaefe Galea'i, Arlington Hambricht and Shane Richards and center Johnny Wilson.

PLAYERS TO WATCH



QB MASON RUDOLPH



WR JAMES WASHINGTON



RB JUSTICE HILL



WR MARCELL ATEMAN



OL ZACH CRABTREE



SEASON PREVIEW

PLAYERS TO WATCH




S TRE FLOWERS



LB CHAD WHITENER



DE TRALUND WEBBER



S RAMON RICHARDS



P ZACH SINOR

THE COWBOY DEFENSE

Free safety Tre Flowers and middle linebacker Chad Whitener are the most accomplished members of a Cowboy defense whose success in 2017 will likely correlate to how quickly players develop into new roles. The defensive line has the fewest question marks of any position group, but every other level of the defense will require on-the-job training. At linebacker, there are several experienced players, but to this point of their respective careers, most of their contributions have come on special teams. Cornerback has been completely revamped from last season, but features capable young prospects with good size. Veteran Ramon Richards has taken on a new role by moving from cornerback to strong safety.

DEFENSIVE LINE

A strong and deep corps of defensive ends headlines this group. In juniors Jarrell Owens and Cole Walterscheid, the Cowboys return 25 combined starts from a year ago. Tralund Webber is perhaps OSU's most under-the-radar standout. His 6.0 sacks in 2016 ranked fifth among Big 12 players returning in 2017 (fourth among defensive ends) and his 9.0 tackles for loss in 2016 ranked sixth among Big 12 players returning in 2017 (fourth among defensive ends). Back in the fold after missing all of last year to injury is Jordan Brailford, who had 23 tackles, 3.5 tackles for loss, a sack and three quarterback hurries in 2015. He is a candidate to start. Joining the fray in the fall is Vili Leveni, who was a strong contributor before succumbing to injury last season.

Gone are last season's two starters on the interior of the defensive line - and the loss of first-team All-Big 12 performer Vincent Taylor will be significant - but between senior De-Quinton Osborne and junior Darrion Daniels, OSU has a pair of interior defensive linemen who have seen important game reps. Converted defensive end Trey Carter joins junior college transfers Fua Leilua and Enoch Smith Jr., among those also in the mix for playing time on the interior of the defensive line.

LINEBACKER

In each of the past two seasons, middle linebacker Chad Whitener has earned All-Big 12 honors. In 2015, the *San Antonio Express News* named him to their first team and in 2016, the coaches gave him a second-team spot. Whitener's 170 career tackles are the second-most among active Cowboys and his 16.0 tackles for loss are the most. He has started 20 games for OSU. He'll be joined at the Mike linebacker spot by junior Patrick Macon, who was the NJCAA national defensive player of the year playing for Arizona Western last season.

At the Will backer, junior Justin Phillips has the look of a player ready to step into a leadership role after he logged 42 tackles, 2.5 sacks, two forced fumbles and an interception a year ago. Sophomore Kevin Henry should also factor in, as can senior Gyasi Akem, who is a candidate to see game action at the Mike and the Will spots.

Junior Kenneth Edison-McGruder, who established himself as a fiercely aggressive hitter playing safety the past two years, moved to the Star linebacker position during the spring. His attacking nature and skill set make him a good fit in this role, which he played a version of at times last season. Senior Kirk Tucker and sophomore Calvin Bundage are also in the mix at the Star position.

CORNERBACK

Cornerback is OSU's most unproven position group, but it received an offseason boost with the addition of Adrian Baker, a graduate transfer from Clemson who started three games for the Tigers in 2015 before missing all of 2016 to injury.

Sophomores A.J. Green and Madre Harper and redshirt freshman Rodarius Williams are young players who will be asked to be major contributors. As true freshmen in 2016, Green and Harper both saw substantial game action on special teams and minimally on defense while Williams redshirted and developed his skills on the scout team.

Redshirt senior Darius Curry enters his fifth year in the program, but has yet to make a name for himself as a defensive player. He played in 12 games in 2016 and has played in 28 games during his career, but the bulk of his contributions in

an Oklahoma State uniform have come on special teams, as opposed to on defense.

An interesting note on Green, Harper, Williams and Curry is their size - all of them stand six-feet tall or above, which isn't always common among cornerbacks.

Also factoring into the cornerback plans is senior Ramon Richards, though he is slated to primarily be a safety who rotates in at corner. Others to note are senior Malik Kearse, sophomore Bryce Balous and freshman Lamarus Morton.

SAFETY

No active OSU player has more career tackles than senior Tre Flowers, who has made 200 stops as a Cowboy. Though he was often overshadowed by Jordan Sterns the last couple seasons, Flowers has unquestionably come into his own as a very good player in space and was recognized as a preseason first-team All-Big 12 honoree by both *Lindy's* and *Athlon Sports*.

Ramon Richards, who has rotated in at safety at times during his career, makes the switch from his primary role being a cornerback to his primary role now being a safety. That said, he's still a candidate to get game reps at both positions. With 23 career starts to his credit, Richards has plenty of meaningful experience and should be able to make the transition. He tied for the team lead and ranked seventh in the Big 12 with three interceptions a year ago.

Jerel Morrow will also have his say. Morrow has been a special teams ace for years, but has not been a prominent gameday contributor on defense to this point. Za'Carrius Green is in his third year in the program, but this is the first time that he's been in the mix for defensive playing time. New to the program are freshmen Kris McCune, Thabo Mwaniki, Trey Sterling and Malcolm Rodriguez.

SPECIALISTS

In junior Zach Sinor, Oklahoma State has a legitimate Ray Guy Award candidate who led all FBS punters in 2016 with 62.5 percent of his punts being downed inside the opponent's 20-yard line, a figure that was nearly 10 percent better than any other punter in the country, as the second-place finisher (Utah's Mitch Wishnowsky) came in at 53.1 percent. Despite punting only 56 times on the season, Sinor's 35 punts downed inside the 20 led the nation. Due largely to his ability to target punt with hang time, OSU ranked second nationally by allowing only 15 punt return yards all season (0.94 yards per punt return). Sinor's performance was perhaps the most significant reason why the Cowboys ranked No. 1 nationally in opponents' starting field position, starting on average at their own 23.8-yard line. The Cowboys held their opponents to either zero yards or negative yards on punt returns seven times in 13 games in 2016.

For the first time since 2012, Ben Grogan will not be Oklahoma State's kicker, as the program's all-time leading scorer has graduated and moved on. The logical replacement is sophomore Matt Ammendola, who handled all of the kickoff duties in 2016 and pounded home a 53-yard field goal in his lone attempt of the season. That said, freshman Jake McClure has a chance to play this season.



Media Information

Oklahoma State frequently plays games on the biggest stages. The Cowboys have hosted ESPN's College Gameday in Stillwater on four occasions.





MEDIA SERVICES AND POLICIES

Thank you for your coverage of the Oklahoma State Cowboys and Big 12 football. Please let us know if we can assist your efforts at any time during the football season. The following is a list of policies and procedures that are in place. Please contact the OSU athletics communications office with any questions or concerns.

Gavin Lang (gavin.lang@okstate.edu) and Sean Maguire (sean.maguire@okstate.edu) serve as the athletics communications contacts for Oklahoma State football.

The OSU athletics communications office is located in the southwest corner of Gallagher-Iba Arena on the second floor of the Athletics Center in room 220. The primary office number is 405-744-7714.

FTP SITE

Oklahoma State Athletics provides broadcast-quality video highlights for media use on its FTP site. The site is password protected. To register for FTP services, please contact Greg Bartlett (greg.bartlett@okstate.edu).

For highlights of Cowboy games, or to obtain practice footage, contact the OSU athletics communications office, or C.J. Lickert, Oklahoma State's video and technical director (lickert@okstate.edu).

MONDAY MEDIA LUNCHEONS

Each game week during the football season, OSU hosts a media luncheon in the south club level of Boone Pickens Stadium. Lunch is served at noon with the coordinators available at 12:30. Head coach Mike Gundy speaks at 1 p.m. Contact the athletics communications office for more details. OSU does not normally host a luncheon during open weeks of the season.

Gundy's portion of the news conference is available live at www.okstate.com and is archived as well. It is also available on the OSU FTP site on Monday afternoons.

MEDIA LUNCHEON PARKING & ENTRY

Parking for OSU's Monday media luncheon is in Lot 10, immediately west of Boone Pickens Stadium. Members of the media should enter the stadium through the loading dock area located at the southeast corner of the stadium.

A NOTE ABOUT PARKING ON CAMPUS

Members of the media who visit the OSU campus regularly for media functions should obtain on-campus vendor parking permits by stopping by Parking Services, located on the northeast corner of the intersection of Monroe Street and Hall of Fame Avenue.

PLAYER INTERVIEW AVAILABILITY

All interviews with Oklahoma State student-athletes should be coordinated through the athletics communications office. During the season, OSU players are available after practice on Tuesdays. Telephone interviews may be arranged by contacting Sean Maguire in the athletics communications office (sean.maguire@okstate.edu). All interview requests should be made at least 24 hours in advance. OSU's first-year players (true freshmen and transfers) are not available for interviews.

COACH INTERVIEW AVAILABILITY

Interviews with coach Mike Gundy should also be arranged through the athletics communications office. Gundy is available at OSU's weekly media luncheon on Mondays during the season. Telephone interviews with the head coach can be arranged by contacting Gavin Lang (gavin.lang@okstate.edu). As with the student-athletes, interview requests should be made at least 24 hours in advance.

BIG 12 CONFERENCE CALL

Head coach Mike Gundy is available via teleconference on Mondays as part of the Big 12 Conference call. Contact the Big 12 Conference communications staff for more information.

SEASON MEDIA CREDENTIALS

Season credentials for Oklahoma State must be requested through OSU's official website. To begin the process, visit www.okstate.com/media. Only media covering the Cowboys on a consistent basis and on assignment will be considered for season credentials. A lost season credential will, unfortunately, result in credentials being issued on a game-by-game basis as available.

The deadline for requesting season credentials is Thursday, August 11. No season credentials will be awarded after that date.

SINGLE-GAME MEDIA CREDENTIALS

Credentials for individual games should be requested at least one week in advance in order to ensure enough time to mail out the credential and parking pass. Those requests should also be made at www.okstate.com/media. Credentials will only be granted to media on assignment and to those who cover the Cowboys or their opponent on a regular basis.

Approved passes will be mailed out up until the week of the game. Credentials and parking passes that are applied for the week of the game will not be mailed out, rather, they will be held at the media will call window at Boone Pickens Stadium for pickup on game day.

CREDENTIAL TYPES

--- MEDIA ---

This credential is for writers. It includes press box access and a press box seat, as well as access to postgame interview rooms. It does not allow sideline access until postgame. The media pass is also good for visiting radio network/television crew members who do not require sideline access.

--- PHOTO ---

This credential includes sideline access, interview room access, as well as access to the press box and the field level photo work room. Photo credential holders will not have a reserved seat in the press box. For sideline access, photographers must pick up a game-day vest in the press box with ID required. Vests must be returned in the field level photo work room, which can be accessed through the tunnel in the southwest corner of the stadium.

MEDIA PARKING ON GAMEDAY

Media parking for OSU home games is located in the parking structure just north of the Monroe and Hall of Fame intersection. The structure is just northwest of Boone Pickens Stadium and the street address is 509 North Monroe, Stillwater, OK, 74078.

From Sixth Street (Highway 51), the primary east-west passage through Stillwater, turn north on Monroe Street and proceed through the OSU campus through Hall of Fame Avenue to the garage.

From Hall of Fame Avenue, which loops around the north side of campus, turn north on Monroe. From highway 412, the toll road from Tulsa, take the first Stillwater exit from the turnpike. At the turnpike gate, go straight through the toll booth to Washington Street and take a right at the intersection of Washington and McElroy, followed by the first left.

A shuttle will be available to transport media to the press entrance at the stadium beginning three hours prior to kickoff and it will continue to operate for an hour after the game.

UPLINK TRUCK PARKING

Media outlets looking to park an uplink truck should notify Gavin Lang no later than Monday the week of the game. Uplink trucks will park on the concrete walkway between the Sherman E. Smith Indoor Training Center and the turf field immediately to the south of it. Uplink trucks that have made arrangements will be parked in that area on a first-come, first-served basis.

MEDIA CREDENTIAL PICKUP ON GAMEDAY

The will call window for media credentials is located on the south side of Boone Pickens Stadium next to Gate 1 (adjacent to the media entrance). The window will open three hours prior to kickoff and will remain open until kickoff. Media arriving after kickoff should call the Boone Pickens Stadium press box at 405-744-5757 for assistance.





MEDIA SERVICES AND POLICIES



Gavin Lang
Assistant A.D./Communications
Football
gavin.lang@okstate.edu
405-744-3875



Sean Maguire
Assistant Director
Football
sean.maguire@okstate.edu
405-744-6963



Stephen Howard
Associate Director
Men's Basketball, Women's Golf
stephen.howard@okstate.edu
405-744-7756



Ryan Cameron
Assistant Director
Women's Basketball, Men's Golf
ryan.cameron@okstate.edu
405-744-4854



Wade McWhorter
Assistant Director
Soccer, Baseball
wade.mcwhorter@okstate.edu
405-744-7853



Roxanne Cantrell
Unit Assistant
Football Credentials
roxanne.cantrell@okstate.edu
405-744-7714



Harry Endicott
Graduate Assistant
Wrestling, W. Tennis
harry.endicott@okstate.edu
405-744-7714



John Langham
Graduate Assistant
Football, Softball
john.langham@okstate.edu
405-744-7714



Mikayla Barker
Student Assistant
Men's Tennis
mikayla.barker@okstate.edu
405-744-7714



Meagan Bordayo
Student Assistant
Cross Country/Track and Field
meagan.bordayo@okstate.edu
405-744-7714



Cooper Westland
Student Assistant
Equestrian
cooper.westland@okstate.edu
405-744-7714

ENTERING THE STADIUM ON GAMEDAY

Working members of the media should enter Boone Pickens Stadium from Gate 1 located on the south side of the stadium. Once you enter from Gate 1, elevators to the press and broadcast levels are located to your right.

HOW TO GET TO THE PRESS BOX

The press box is located at the southeast corner of the stadium on the suite level and opens three and a half hours prior to kickoff on gamedays. The media meal is served two hours prior to kick.

After entering the stadium from Gate 1, turn right and make another right to the elevators. Take the elevators up to the suite level. The press box is the first door on the right.

Mike Gundy's postgame news conference will be available in the press box through the in-house television network for those on tight deadlines. Quotes will also be provided from the visiting players and coaches, key OSU players and coordinators.

VISITING RADIO

The visiting radio booth is located on the roof (upper concourse) of Boone Pickens Stadium on the south side of the field. Only the official radio network of the visiting school will have access to the booth. OSU radio rights holder, Learfield, provides three co-op lines in the visitors' booth and a dry pair in the visitors' locker room. Contact the athletics communications office for more information.

FIELD ACCESS

To access the field at Boone Pickens Stadium, use the ramp located in the east end zone (Gallagher-Iba Arena side) of the stadium. Media credentials do not permit field access until postgame. Photographers with assigned vests are the only members of the media allowed on the field

before and during the game. To obtain a field access vest, photographers should report to the press box before the game and sign in.

SIDELINE POLICIES

Photographers are the only members of the media permitted on the sidelines during games.

Because of the tight sidelines at OSU, shooting areas for each game are designated on a field map that is distributed with vests. The designated areas allow space for working media as well as OSU and visiting spirit groups to co-exist. The OSU athletics communications office will have a photo marshal on the field to assist the media in their game-day efforts.

The bench areas of both sidelines are off-limits to media. While passing through from one end of the field to the other, members of the media should walk behind the bench areas without stopping in that space.

Members of the media should not approach Cowboy players or coaches until the designated time for interview availability after the game.

PHOTO WORK ROOM

The photo work room at Boone Pickens Stadium is located on the field level and can be accessed by taking the southwest tunnel (the same tunnel used by Bullet to enter the stadium) and turning left. The work room is equipped with Internet access, drinks and flip cards. A photo vest, which can only be obtained in the press box, must be visible for admittance into that area.

GAMEDAY INTERVIEW AREAS

The visiting team locker room and interview room are located in the Athletics Center, in the east end zone of Boone Pickens Stadium. To access the interview area, enter the Heritage Hall museum off of the east plaza of the stadium (east end zone). Oklahoma State will provide

an escort for visiting media and athletics communications directors.

Interviews with Cowboy coaches and players take place in the west end zone theater room, just up the northwest tunnel. OSU will provide an escort to that location as well. Members of the media should not approach OSU players or coaches for comments on the field. The OSU locker room is closed.

PRACTICE AVAILABILITY

Oklahoma State's football practices are primarily closed to the public and media with limited exceptions (media will be notified in advance of those dates). The first portion of the workouts (generally the first 15-20 minutes) is at times open to photographers. Again, media will be notified in advance of those opportunities.

Members of the media planning to shoot practice should contact the OSU athletics communications office in advance to confirm arrangements and practice times.

PRACTICE LOCATION

The Cowboys practice in the Sherman Smith Training Center, which is just across Hall of Fame Avenue from Boone Pickens Stadium. The facility has four fields – two outdoor grass fields, an outdoor turf field and an indoor turf field.

COLLEGEPRESSBOX.COM

Collegepressbox.com is the official media website for Big 12 Conference football. Access and download weekly game notes, quotes, statistics, media guides, headshots, logos and more for the conference and each of its member schools. Login information will be distributed to accredited media or you can apply for a password by sending an e-mail to password@collegepressbox.com.



CAMPUS MAP


DIRECTIONS TO STILLWATER

From Oklahoma City (Will Rogers Airport)

Take Meridian north to I-44 East and then to I-35 North. Follow I-35 North all the way to Highway 51 (Stillwater, exit 174), and travel east approximately 17 miles into town. Take a left on Western and follow it as it turns into Hall of Fame. To reach game day media parking lot, turn north off Hall of Fame on Monroe Street and proceed to the parking structure.

From Tulsa International Airport

Take I-244 West to the Cimarron Turnpike (Highway 64/412 West). After paying second toll, DO NOT exit on Perkins, instead follow the road, which is Boomer and later becomes Main, into town. Turn right on McElroy and proceed west to Monroe. Turn left on Monroe to reach the parking structure.



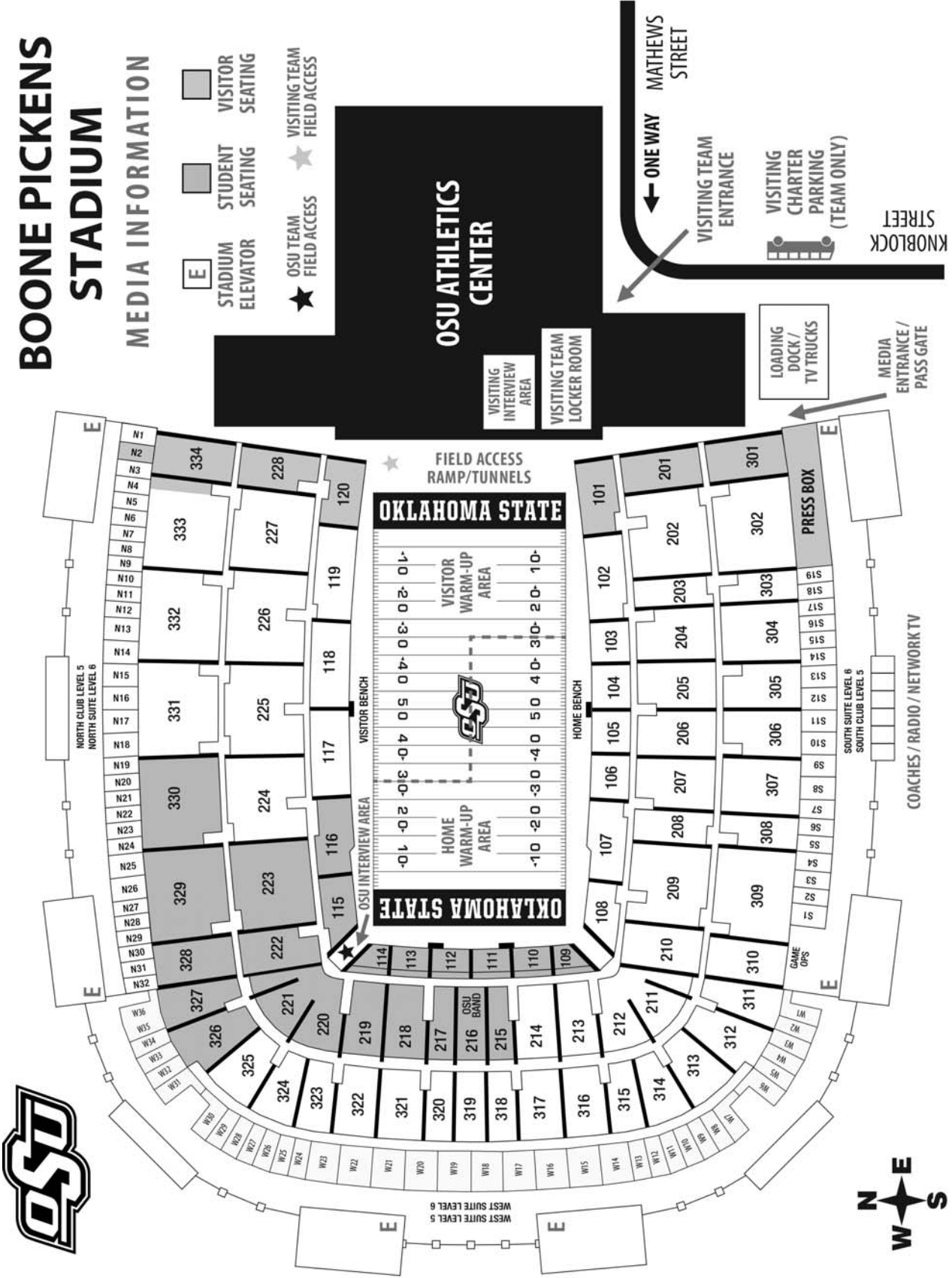


BOONE PICKENS STADIUM MAP

BOONE PICKENS STADIUM

MEDIA INFORMATION

- STADIUM ELEVATOR
- STUDENT SEATING
- VISITOR SEATING
- OSU TEAM FIELD ACCESS
- VISITING TEAM FIELD ACCESS





LEARFIELD/COWBOY RADIO NETWORK

LEARFIELD

For more than 40 years, Learfield has excelled in administering the multimedia rights for a host of reputable colleges and universities. Currently, the company not only represents Oklahoma State Athletics, but more than 120 collegiate properties across the country. Learfield recently brought on SIDARM Sports, a leading company in digital platform development and ANC, one of the leading providers of video displays, digital signage and other technology systems for sports venues. The company has also developed a licensing division, Learfield Licensing Partners, to provide schools with a suite of licensing services, including trademark and brand management. The company also has joint ventures in the professional ticketing and concessions businesses with IMG Learfield Ticketing Solutions and the Learfield Levy partnership, respectively. Additionally, the company provides exclusive sports programming to more than 1,000 radio stations throughout the country.

Learfield Communications, Inc., was founded in 1972. Learfield's original name, Missouri Network, Inc., was a product of Clyde Lear and Derry Brownfield that eventually grew from a small farm network heard over six Missouri radio stations into a diverse media enterprise.

With over 1,200 full-time men and women, Learfield's agreements with university athletic departments are broad in scope and include management of a wide variety of sponsorship, media and marketing inventory, leveraged through strategic long-term relationships with these partner schools. On a national level, Learfield celebrates the opportunity to stamp its name on one of the industry's most prestigious awards – the Directors' Cup – renaming it the Learfield Directors' Cup, in partnership with *USA Today* and NACDA.

Learfield's mission to "Build the Team, Grow the Company and Have Fun" is accentuated through a culture driven to exceed goals, serve partners enthusiastically, work as a team, celebrate successes, and do what is right and honest in every endeavor. Collectively, they remain unwavering in the commitment to ensure each and every relationship is served to the best of their ability, while building on their strengths and striving to lead the way in college sports.

Kip Racy is in his 10th year in Stillwater as General Manager of Cowboy Sports Properties.

For more, visit www.learfield.com.

IN THE BOOTH



Dave Hunziker, Play-by-Play

Dave Hunziker is in his 17th season as "Voice of the Cowboys" for Oklahoma State University football and men's basketball. Hunziker's "Pistols Firing, touchdown Oklahoma State!" call has become a nationally recognized exclamation of Cowboy scores. His exciting, yet conversational style has made him popular with Oklahoma State fans of all ages. Hunziker was awarded the Bill Teegins Excellence in Sportscasting Award in January 2011 and was honored as the National Sportscasters and Sports Writers Association (NSSA) Oklahoma Broadcaster of the Year in 2014.



John Holcomb, Analysis

John Holcomb is in his 13th season as the radio analyst for OSU football, and his 10th season as the analyst for OSU men's basketball on the Cowboy Sports Network. Holcomb was named the Oklahoma Sportscaster of the Year in 2001, 2002 and again in 2011 by the National Sportscasters and Sportswriters Association. Holcomb is Sports Director of the News on 6 Sports team and co-hosts the "Oklahoma Sports Blitz" statewide on Sunday nights.



Robert Allen, Sideline

Robert Allen, a 1982 graduate of Oklahoma State, joined the Cowboy Radio Network in 2002 as a sideline reporter for Cowboy football. Robert is also the editor of the *GoPokes* magazine. A former walk-on at Oklahoma State, Allen has worked freelance for ESPN, NBC Sports, and Fox Sports Southwest. Following the 2011 Big 12 Championship season he co-authored a book, *More Than a Championship*, with head coach Mike Gundy.



RADIO AFFILIATES

Ada	KTLS-FM	106.5
Altus	KWHW-AM	1450
Ardmore	KYNZ-FM	107.1
Anadarko	KACO-FM	98.5
Bartlesville	KWON-AM	1400
Blackwell	KOKB-AM	1580
Broken Bow	KKBI-FM	106.1
Cordell	KKZU-FM	101.7
Enid	KNID-FM	107.1
Frederick	KTAT-AM	1570
Grove	KGVE-FM	99.3
Guymon	KGYN-AM	1210
Hobart	KTJS-AM	1450
Hugo	KMMY-FM	96.5
Lawton	KMGZ-FM	97.3
Lawton	KMGZ-FM	95.3
McAlester	KTMC-FM	105.1
Oklahoma City	KXXY-FM	96.1
Ponca City	WBBZ-AM	1230
Sallisaw	KXMX-FM	105.1
Shawnee	KGFF-FM	100.9
Shawnee	KGFF-AM	1450
Stillwater	KSPI-FM	93.7
Tahlequah	KTLQ-FM	96.3
Tahlequah	KTLQ-AM	1350
Tulsa	KFAQ-AM	1170
Weatherford	KWEY-FM	95.5
Weatherford	KWEY-AM	1590
Woodward	KMZE-FM	92.1

STILLWATER HOTELS

ATHERTON HOTEL

OSU Campus - 119 Student Union, Stillwater, OK 74078
405-744-6835

WYNDHAM GARDEN STILLWATER

600 E McElroy Rd, Stillwater, OK 74075
405-377-7010

BEST WESTERN PLUS CIMARRON HOTEL & SUITES

315 N Husband St, Stillwater, OK 74075
405-372-2878

FAIRFIELD INN AND SUITES

418 E Hall of Fame Ave, Stillwater, OK 74075
405-372-6300

HAMPTON INN AND SUITES

717 E Hall of Fame Ave, Stillwater, OK 74075
405-743-1306

HOLIDAY INN AND SUITES

715 S Country Club Rd, Stillwater, OK 74074
405-372-2445

HOME2 SUITES

306 E. Hall of Fame Ave.
Stillwater, OK 74075
405--372-2550

LAQUINTA INN

5285 W 6th Ave, Stillwater, OK 74704
405-564-0599 (reservations only)

MICROTEL INN AND SUITES

423 E Hall of Fame Ave, Stillwater, OK 74075
405-372-7100

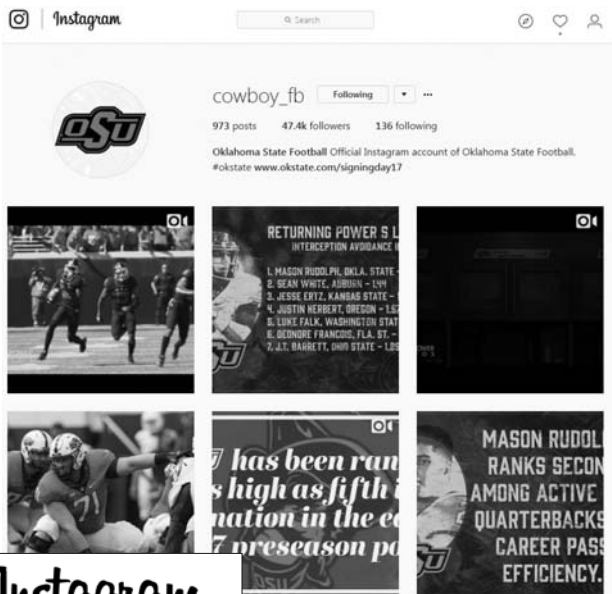


FOLLOW OSU ONLINE AND THROUGH SOCIAL MEDIA

Oklahoma State is committed to maintaining a strong presence on the Internet and on social media, highlighted by the official website of Cowboy athletics, okstate.com. Additionally, Oklahoma State is a player on the social media scene, with strong pages on Twitter, Facebook, YouTube, Instagram and Snapchat.

OKSTATE.COM

f t YouTube g+ i OSUATHLETICS



Instagram

- Key Accounts to Follow
- @OSUAthletics
 - @Cowboy_FB
 - @joebobclements
 - @coachtimduffie
 - @kaseydunn100
 - @jason.mcendoo
 - @coachspencerOSU
 - @myurcich



twitter

Official OSU Accounts

- @OSUAthletics
- @CowboyFB

Coaching Staff

- @CoachGundy
- @joebobclements
- @CoachTimDuffie
- @kasey_dunn
- @danhammer11
- @Coach_Henson
- @JasonMcEndoo
- @Glenn_Spencer
- @JohnWozniak2
- @MikeYurcich



facebook.

- Pages to Like
- @osuaathletics
 - @okstatefootball



MEDIA OUTLETS

WIRE SERVICE

ASSOCIATED PRESS –OKC
 Central Park One
 525 Central Park Dr., Ste. 202
 Oklahoma City, OK 73105
 405-525-2121
 Cliff Brunt, sports
 cbrunt@ap.org

PRINT

THE OKLAHOMAN
 9000 N. Broadway
 P.O. Box 25125
 Oklahoma City, OK 73125
 405-475-3314
 Ryan Sharp, sports editor
 Kyle Fredrickson, beat writer
 kfredrickson@opubco.com

TULSA WORLD

P.O. Box 1770
 Tulsa, OK 74102-1770
 918-581-8355
 Michael Peters, sports editor
 Mark Cooper, beat writer
 mark.cooper@tulsaworld.com

O'COLLY (STUDENT PAPER)

106 Paul Miller Building
 Oklahoma State University
 Stillwater, OK 74078
 405-744-8367
 Sports editor
 news@ocolly.com

STILLWATER NEWS PRESS

211 West Ninth
 Stillwater, OK 74076
 405-372-5000, ext. 220
 Jason Elmquist, Sports Editor
 jelmquist@stwnnewspress.com

GO POKES MAGAZINE

918-906-4377
 Terry Tush and Robert Allen, senior editors
 terrytush@gmail.com
 robt.allen@sbcglobal.net

POSSE MAGAZINE

Athletics Center
 Stillwater, OK 74078
 405-744-7301
 Kevin Klintworth, Managing Editor
 kevin.klintworth@okstate.edu

COWBOYXPRESS MAGAZINE

PO Box 3485
 Edmond, OK 73083
 405-831-2334
 Rob Noller, Publisher
 editor@cowboyxpress.com

LAWTON CONSTITUTION

102 SW Third
 P.O. Box 2069
 Lawton, OK 73501
 580-585-5124
 Joey Goodman, sports editor
 goodman@lawton-constitution.com

ENID NEWS & EAGLE

227 W. Broadway
 P.O. Box 1192
 Enid, OK 73702
 580-233-6600
 Dave Ruthenberg, sports editor
 daver@enidnews.com

DALLAS MORNING NEWS

508 Young St.
 Dallas, TX 75202
 214-977-8444
 Chuck Carlton, Sports Reporter
 ccarton@dallasnews.com

TELEVISION

KFOR-TV (NBC) — OKC

444 E. Britton Rd.
 Oklahoma City, OK 73113
 405-478-6366
 Brian Brinkley, sports director
 Brian.Brinkley@kfor.com

KOCO-TV (ABC) — OKC

1300 E. Britton Rd.
 Oklahoma City, OK 73131
 405-478-3000
 Bryan Keating, sports director
 bkeating@hearst.com

KWTW-TV (CBS) — OKC

7401 N. Kelley Ave.
 Oklahoma City, OK 73111
 405-841-9954
 Dean Blevins, sports director
 dean.blevins@news9.net

KOKH-TV (FOX) — OKC

PO Box 14925
 Oklahoma City, OK 73111
 405-843-2525
 Myron Patton, sports director
 mpatton@okcfox.com

KOTV-TV (CBS) — TULSA

302 S. Frankfort
 Tulsa, OK 74120
 918-732-6146
 John Holcomb, sports director
 john.holcomb@newson6.net

KJRH-TV (NBC) — TULSA

3701 S. Peoria
 Tulsa, OK 74105
 918-748-1537
 Al Jerkens, sports director
 jerkens@kjrj.com

KTUL-TV (ABC) — TULSA

P.O. Box 8
 Lookout Mountain
 Tulsa, OK 74101
 918-445-9363
 John Moss
 jmoss@ktultv.net

KOKI-TV (FOX) — TULSA

2625 S. Memorial
 Tulsa, OK 74129
 918-369-6397
 Nathan Thompson, sports director
 nthompson@fox23.com

KWEM-TV (IND.) — STILLWATER

PO Box 1604
 Stillwater, OK 74074
 405-377-8831
 Casey Kendrick
 General Manager
 casey@tv31.net

RADIO

STILLWATER RADIO (FLAGSHIP)

408 Thomas Rd.
 P.O. Box 1269
 Stillwater, OK 74076
 405-372-7800
 Rex Holt, sports director
 Bill Van Ness, reporter
 stillwatterradio@coxinet.net

TRIPLE PLAY SPORTS RADIO

114 W. Seventh
 Stillwater, OK 74074
 405-533-1051
 Robert Allen, host (OSU sideline reporter)
 robt.allen@sbcglobal.net

KGWA SPORTS

1710 West Willow, Suite 300
 Enid, OK 73703
 580-234-4230
 Jay Hoberecht, Sports Director
 jhoberecht@kofm.com

THE BUZZ - 1430 KTBS

2625 S. Memorial
 Tulsa, OK 74129
 918-388-5100
 Jeremie Poplin
 jeremiepoplin@iheartmedia.com

THE SPORTS ANIMAL - OKC

4045 NW 64th, Ste. 600
 Oklahoma City, OK 73116
 405-848-0100
 Chris Baker, Program Director
 chris.baker@cumulus.com

THE SPORTS ANIMAL - TULSA

2448 E. 81st, Suite 5500
 Tulsa, OK 74137
 918-492-2660
 Kevin Ward, Program Director
 kward@sportsanimaltulsa.com

KRXO THE FRANCHISE

400 E. Britton Road
 Oklahoma City, OK 73114
 405-478-5104
 Buddy Wiley, Program Director
 Buddy.W@TylerMedia.com

KGHM RADIO

1900 NW Expressway, Suite 1000
 Oklahoma City, OK 73118
 (405) 858-1438
 Randy Renner
 randyrenner@clearchannel.com

OTHER OUTLETS

OSU ATHLETICS COMMUNICATIONS

220 Athletics Center
 Oklahoma State University
 Stillwater, OK 74078
 405-744-7714
 okstate.com
 Twitter: @OSUAthletics, @CowboyFB

BIG 12 CONFERENCE

400 E. John Carpenter Freeway
 Irving, Texas 75062
 469-524-1000
 Bob Burda, Associate Commissioner
 bob@big12sports.com

COWBOY SPORTS PROPERTIES

OSU Athletics Center
 Stillwater, OK 74078
 405-744-3480
 Kip Racy (General Manager)
 kracy@cowboysportsproperties.com
 Dave Hunziker (play-by-play)
 davehunziker@hotmail.com



Coaches & Staff

Since 2010, Mike Gundy has led Oklahoma State to five seasons with at least 10 wins, an outright Big 12 title (2011) and a share of the Big 12 South title (2010). The Cowboys reached the top 10 of the Associated Press poll in 2008, 2009, 2010, 2011, 2013, 2015 and 2016.





COACHING STAFF



OKLAHOMA STATE
COWBOYS



MIKE GUNDY
HEAD COACH | 13TH YEAR
OKLAHOMA STATE, 1990

► 2011 winner of the Paul "Bear" Bryant College Coach of the Year Award selected by the Sportscasters and Sportswriters Association and the Eddie Robinson National Coach of the Year Award presented by the Football Writers Association of America after leading Oklahoma State to a 12-1 record, its first Big 12 championship and BCS bowl game appearance in 2011. In guiding the Cowboys to the Big 12 title, OSU became the first school other than Oklahoma or Texas to win the conference since 2003.

► Finalist for the Eddie Robinson National Coach of the Year Award and the Liberty Mutual National Coach of the Year Award in both 2010 and 2011.

► 2010 Big 12 Coach of the Year after leading Oklahoma State to an 11-2 overall record and a share of the Big 12 South title.

► 2015 AFCA Region 4 Coach of the Year after leading the Cowboys to as high as No. 4 in the Associated Press poll despite being unranked to start the season.

► Has coached four major national award winners since 2008, as punter Matt Fodge won the Ray Guy Award in 2008, kicker Dan Bailey won the Lou Groza Award in 2010 and receiver Justin Blackmon won the Biletnikoff Award in 2010 and 2011.

► Since 2008, Gundy has coached three finalists for the Biletnikoff Award given to the nation's top wide receiver, plus finalists for the Rimington Award given to the nation's top center, the Thorpe Award given to the nation's top defensive back, the Mackey Award given to the nation's top tight end, the Outland Trophy given to the nation's top interior lineman, the Doak Walker Award given to the nation's top running back, the Ted Hendricks Award given to the nation's top defensive end, the Ray Guy Award given to the nation's top punter and the Lou Groza Award given to the nation's top kicker.

► Has coached 17 All-Americans in the last nine seasons, including a pair of unanimous All-Americans: offensive lineman Russell Okung in 2009 and receiver Justin Blackmon in 2010 and 2011.

► Not only have the last two seasons both produced double-digit win totals, but OSU's 2015 roster included a school-record 22 Academic All-Big 12 honorees and the 2016 roster included 19 Academic All-Big 12 selections, which is second-most in school history.

Evidence of Oklahoma State's rise on both the Big 12 and national levels during Mike Gundy's tenure as head coach is everywhere. Consider the following:

► OSU is one of only seven schools to appear in every set of College Football Playoff rankings since 2015, joining Alabama, Clemson, Florida State, Michigan, Ohio State and Utah.

► Since 2010, Oklahoma State has five seasons with at least 10 wins, an outright Big 12 title (2011) and a share of the Big 12 South title (2010). The Cowboys reached the top 10 of the Associated Press poll in 2008, 2009, 2010, 2011, 2013, 2015 and 2016.

► Gundy has coached the Cowboys to four New Year's Six bowl games since 2010. The Pokes appeared in the 2010 Cotton Bowl, the 2012 Fiesta Bowl, the 2014 Cotton Bowl and the 2016 Sugar Bowl.

► Oklahoma State has been ranked in the top 15 of the Associated Press poll in eight of the last nine seasons and has posted 10-win seasons five of the last seven years. Only once has OSU finished lower than third in the Big 12 since 2009.

► The Cowboys have averaged 9.7 wins per year since 2010 and rank 11th nationally with 68 wins this decade.

► Gundy has led the Cowboys to a 44-18 record against Big 12 opposition since 2010, a mark that is good for second-best in the conference this decade. His 63 career wins in Big 12 games ranks fourth in the history of the conference, trailing only Bob Stoops, Mack Brown and Bill Snyder on the all-time chart.

► OSU has scored six victories over teams ranked in the Associated Press top 10 since 2008.

► Since 2010, the Cowboys have averaged 40.5 points and 487.9 yards of total offense per game. Oklahoma State has ranked in the top 10 nationally in scoring offense four times during Gundy's tenure as head coach and have ranked in the top 10 nationally in total offense five times. The Cowboys led the nation in turnover margin in 2011 and have ranked in the top 10 nationally in that category in three of the past four seasons.

► OSU's current streak of 11 straight bowl games is the best in the history of the program.

► Since 2011, Oklahoma State has taken care of its home turf, compiling a 32-7 record in Boone Pickens Stadium.

► OSU set the top five single-season attendance records in school history in the last six seasons, including a record average of 59,126 in 2013.

► Gundy won his 100th career game at Oklahoma State in 2016, making him one of only six active coaches with more than 100 wins at their current school.

► Eighteen Gundy-era Cowboys have been drafted into the NFL, with six of those 18 chosen in the first round.

► While still under the age of 50, Gundy's coaching tree has already blossomed. Former Gundy coordinators include North Carolina head coach Larry Fedora, West Virginia head coach Dana Holgorsen and former Southern Miss head coach Todd Monken. Other notable former Gundy assistants include TCU offensive coordinator Doug Meacham, West Virginia offensive coordinator Joe Wickline and California offensive coordinator Jake Spavital.

► OSU has also excelled in the classroom, as 22 Cowboys earned Academic All-Big 12 honors in 2015 and 19 earned that distinction in 2016. Those are the two highest totals for Oklahoma State during the Big 12 era (1996-present).

MOST WINS SINCE 2010

School	Wins
1. Alabama	86
2. Florida State	78
3. Clemson	76
Stanford	76
5. Boise State	74
6. Oklahoma	73
Oregon	73
8. Wisconsin	71
9. Northern Illinois	70
10. LSU	69
11. Oklahoma State	68
Michigan State	68
13. Ohio State	67*
14. Baylor	64
TCU	64

*2010 adjusted to 0-0 by NCAA





COACHING STAFF

MOST WINS AT CURRENT SCHOOL

(Active coaches only)

1.	202	Bill Snyder, Kansas State	25th year
2.	149	Gary Patterson, TCU	16th year
3.	135	Kirk Ferentz, Iowa	18th year
4.	119	Nick Saban, Alabama	10th year
5.	104	Mike Gundy, Oklahoma State	12th year
	104	Kyle Whittingham, Utah	12th year
7.	90	Mark Dantonio, Michigan State	10th year

In 2005, when Mike Gundy was elevated to head coach, he could have been described as a sentimental selection at his alma mater. He was a decorated Oklahoma high school athlete, one of the most successful quarterbacks in OSU history, and he had served on the staff of the three previous OSU head coaches. His ties to the school ran deep for him and his family. Most importantly, he was considered a Cowboy by Cowboys.

Fast forward to 2017, and with that sentimental choice now the winningest coach in OSU football history and one of the longest tenured coaches in all of college

football, it's clear that he has guided the Cowboy football program into a new level of success.

OSU has five seasons with at least 10 wins since 2010, an outright Big 12 title (2011) and a share of the old Big 12 South title (2010). In 2011, Oklahoma State made its first Bowl Championship Series appearance – which resulted in a win over fourth-ranked Stanford. The school finished the 2010 and 2011 seasons ranked among the top 10, including a school-best third in 2011. The 2012 Tostitos Fiesta Bowl champs were just .0086 of a point from an appearance in the 2012 BCS National Championship Game. The 2013 squad soared to as high as No. 6 in the Associated Press poll and in 2015, the Cowboys climbed to as high as No. 4 in the A.P. poll.

The run to the Big 12 title in 2011 earned Gundy the Eddie Robinson Award as the national coach of the year as selected by the Football Writers Association of America after he was a finalist for the same honor in 2010. He was also tabbed as the Paul "Bear" Bryant College Coach of the Year, was voted national coach of the year by *American Football Monthly* and was a finalist for the Liberty Mutual national coach of the year award. The national accolades came just one year after Gundy was named Big 12 coach of the year in 2010 for leading OSU to a share of the Big 12 South title.

The 2010 and 2011 seasons represented the first 11-win and 12-win seasons in Cowboy history, and OSU has capped each of its last 11 seasons with bowl trips. It is a consistency that has never been in place in Stillwater.

OSU was 12-15 after Gundy's first 27 games. Since then, the Cowboys have gone 92-35. Gundy has coached 17 first-team All-Americans and four individual national award winners during his head coaching career. And during his tenure, OSU has been firmly established as one of the most entertaining offensive teams in America. Five times in the last nine years has Oklahoma State been among the nation's top 10 in total offense.

The Cowboys averaged a school-record 48.7 points per game in 2011. In fact, only twice in the last 10 years has OSU averaged less than 35 points per game. During that same time frame, OSU has churned out elite offensive talent. Offensive lineman Russell Okung, quarterback Brandon Weeden, receivers Dez Bryant and Justin Blackmon and tight end Brandon Pettigrew were all taken in the first round of recent NFL Drafts.

Records have been falling at the box office as well. The 2013 Cowboys were supported like no other in school history as new school marks were set for season tickets (50,223) and average attendance (59,126). Six of the eight single-game attendance highs came in 2013, including a sellout crowd of 60,218 that watched the Cowboys topple No. 3 Baylor.

GUNDY YEAR-BY-YEAR HEAD COACHING RECORD

Year	Overall	Home	Away	Neutral	League Record	Finish
2005	4-7	3-3	1-4	0-0	1-7	6th South
2006	7-6	4-2	1-4	2-0	3-5	5th South
2007	7-6	4-2	2-4	1-0	4-4	3rd South
2008	9-4	6-1	2-2	1-1	5-3	4th South
2009	9-4	6-2	3-1	0-1	6-2	2nd South
2010	11-2	5-2	5-0	1-0	6-2	T1st South
2011	12-1	6-0	5-1	1-0	8-1	1st
2012	8-5	6-1	1-4	1-0	5-4	T3rd
2013	10-3	5-1	4-1	1-1	7-2	T2nd
2014	7-6	4-2	2-3	1-1	4-5	7th
2015	10-3	5-2	5-0	0-1	7-2	2nd
2016	10-3	6-1	3-2	1-0	7-2	T2nd
Career	104-50	60-19	34-26	10-5	63-39	-

GUNDY-ERA STANDOUTS

NFL DRAFT PICKS

Yr.	Rd.	Pick	Player	Team
2005	2	56	Darrent Williams, CB	Denver Broncos
2005	3	73	Vernand Morency, RB	Houston Texans
2005	7	249	Billy Bajema, TE	San Francisco 49ers
2006	6	199	Charlie Johnson, T	Indianapolis Colts
2007	4	132	Ryan McBean, DE	Pittsburgh Steelers
2007	6	209	Corey Hilliard, OT	New England Patriots
2009	1	20	Brandon Pettigrew, TE	Detroit Lions
2010	1	6	Russell Okung, OL	Seattle Seahawks
2010	1	24	Dez Bryant, WR	Dallas Cowboys
2010	5	137	Perrish Cox, DB	Denver Broncos
2010	7	250	Zac Robinson, QB	New England Patriots
2011	4	115	Kendall Hunter, RB	San Francisco 49ers
2012	1	5	Justin Blackmon, WR	Jacksonville Jaguars
2012	1	22	Brandon Weeden, QB	Cleveland Browns
2012	6	190	Markelle Martin, S	Tennessee Titans
2013	5	151	Joseph Randle, RB	Dallas Cowboys
2014	1	8	Justin Gilbert, CB	Cleveland Browns
2015	7	252	Josh Furman, DB	Denver Broncos
2016	2	32	Emmanuel Ogbah, DE	Cleveland Browns

MAJOR AWARD WINNERS

2008	Matt Fodge	Ray Guy Award
2010	Dan Bailey	Lou Groza Award
2010	Justin Blackmon	Biletnikoff Award
2011	Justin Blackmon	Biletnikoff Award

ALL-AMERICANS

2008	Dez Bryant	Wide Receiver
2008	Perrish Cox	Kick Returner
2008	Kendall Hunter	Running Back
2009	Perrish Cox	Cornerback
2009	Russell Okung	Offensive Line
2010	Dan Bailey	Kicker
2010	Justin Blackmon	Wide Receiver
2010	Kendall Hunter	Running Back
2010	Quinn Sharp	Punter
2011	Levy Adcock	Offensive Line
2011	Justin Blackmon	Wide Receiver
2011	Grant Garner	Offensive Line
2011	Markelle Martin	Safety
2011	Quinn Sharp	Kicker
2012	Quinn Sharp	Kicker
2013	Justin Gilbert	Cornerback
2015	Emmanuel Ogbah	Defensive End

BIG 12 PLAYER OF THE YEAR

2008	Dez Bryant	Special Teams
2010	Dan Bailey	Special Teams
2010	Justin Blackmon	Offense
2011	Quinn Sharp	Special Teams
2012	Quinn Sharp	Special Teams
2015	Emmanuel Ogbah	Defense



COACHING STAFF

GUNDY-ERA STANDOUTS

BIG 12 NEWCOMER OF THE YEAR

2006	Adarius Bowman	Offense
2012	Calvin Barnett	Defense
2014	Tyreek Hill	Offense
2016	Justice Hill	Offense

BIG 12 FRESHMAN OF THE YEAR

2006	Andre Sexton	Defense
2010	Shaun Lewis	Defense
2012	J.W. Walsh	Offense
2016	Justice Hill	Offense

BIG 12 OFFENSIVE LINEMAN OF THE YEAR

2009	Russell Okung
2011	Grant Garner

BIG 12 DEFENSIVE LINEMAN OF THE YEAR

2014	Emmanuel Ogbah
------	----------------

FIRST-TEAM ALL-BIG 12

2006	Adarius Bowman	Wide Receiver
	Corey Hilliard	Offensive Line
2007	Dantrell Savage	Running Back
	Brandon Pettigrew	Tight End
2008	Dez Bryant	Wide Receiver
	Kendall Hunter	Running Back
	Russell Okung	Offensive Line
2009	Perrish Cox	Cornerback
	Russell Okung	Offensive Line
	Keith Toston	Running Back
	Bryant Ward	Running Back
2010	Levy Adcock	Offensive Line
	Dan Bailey	Kicker
	Justin Blackmon	Wide Receiver
	Kendall Hunter	Running Back
	Orie Lemon	Linebacker
	Andrew McGee	Cornerback
	Quinn Sharp	Punter
	Bryant Ward	Fullback
	Brandon Weeden	Quarterback
2011	Justin Blackmon	Wide Receiver
	Levy Adcock	Offensive Line
	Grant Garner	Offensive Line
	Quinn Sharp	Punter
	Quinn Sharp	Kicker
	Jamie Blatnick	Defensive End
	Markelle Martin	Safety
	Brodrick Brown	Cornerback
2012	Joseph Randle	Running Back
	Lane Taylor	Offensive Line
	Josh Stewart	Wide Receiver
	Calvin Barnett	Defensive Tackle
	Quinn Sharp	Punter
	Quinn Sharp	Kicker
2013	Parker Graham	Offensive Line
	Calvin Barnett	Defensive Tackle
	Shaun Lewis	Linebacker
	Justin Gilbert	Cornerback
2014	Tyreek Hill	Return Man
	Emmanuel Ogbah	Defensive End
2015	Emmanuel Ogbah	Defensive End
	Kevin Peterson	Cornerback
	Blake Jarwin	Tight End
2016	James Washington	Wide Receiver
	Vincent Taylor	Defensive Tackle
	Jordan Sterns	Safety

Gundy's squad set a Big 12 record with nine first-team All-Big 12 selections in 2010 and matched that record in 2011.

Under Gundy, Oklahoma State has won at least seven games in 11 straight seasons (2006-16) for the first time ever and won at least nine games in four straight seasons for the first time from 2008-11. In 2010 and 2011, Oklahoma State reached 11 wins in consecutive seasons for the first time in school history. OSU reached another milestone in 2011 with wins over five ranked teams.

Oklahoma State has reached the Associated Press top 15 in eight of the last nine seasons and climbed to an all-time high of second in 2011 before finishing third. After missing out on the A.P. top 10 in 2012, the Cowboys climbed as high as No. 6 in 2013 and No. 4 in 2015.

Under Gundy, OSU has not only set a school record for first-team all-league selections, but also for academic all-conference selections, as the Cowboys of 2015 placed 22 players on the Academic All-Big 12 team. In 2016, OSU had 19, which is the second-highest total in school history.

His record of 104-50 hardly describes the renaissance of Cowboy football. Under Gundy's guidance, OSU's Big 12 record has improved from 1-7 in 2005 to regular stature among the league's top teams.

Gundy was hired as the school's 22nd head football coach on Jan. 3, 2005. He had been serving as OSU's offensive coordinator under Les Miles. It was the culmination of a legendary career for one of Oklahoma's all-time great high school athletes.

The first year was tough. Oklahoma State was 4-7 with one conference win and a sixth-place finish in the Big 12 South. Gundy, however, never wavered. He faced early and difficult decisions in his head coaching career. Those challenges included the dismissal of several players, some who figured to be headliners going into the 2005 campaign. He also had to deal with the shocking death of Vernon Grant, an inspirational team leader and multi-year starter. Gundy handled the early adversity with a steady hand beyond his years. The young Cowboys spent year one in transition with a new head coach, a new offensive coordinator and a new defensive coordinator.

In 2006, OSU's second year under Gundy, the record improved to 7-6, with a win in the Independence Bowl over Alabama. OSU fielded one of the country's most exciting offensive squads, displayed some talented underclassmen on defense and proved capable of bumping helmets with the elite of the Big 12. And that win total, as impressive as it was, could have been even more pronounced as four Cowboy losses were decided on the final play of the game. The season included a win over Big 12 North champ Nebraska and a last-play loss to South champ Oklahoma.

The 34-31 win over Alabama in the PetroSun Independence Bowl was OSU's fourth bowl appearance in five seasons, but marked just the second postseason win for OSU since Barry Sanders terrorized opposing defenses in 1988. Scoring

MOST BIG 12 COACHING WINS IN CONFERENCE HISTORY (1996-2016)

Coach	School	Big 12 Record	Pct.
Bob Stoops	Oklahoma	121-29	.807
Mack Brown	Texas	106-41	.721
Bill Snyder	Kansas State	96-54	.640
<i>Mike Gundy</i>	<i>Oklahoma State</i>	<i>63-39</i>	<i>.618</i>
Mike Leach	Texas Tech	47-33	.588
Art Briles	Baylor	39-30	.565
Dan McCarney	Iowa State	26-62	.295
Gary Patterson	TCU	25-20	.556
Mark Mangino	Kansas	23-41	.359
Dana Holgorsen	West Virginia	22-23	.489

GUNDY CAREER CAPSULE

As a Player


- 1986 *The Sporting News* Outstanding Freshman QB; Set NCAA record for most passes to start a career without an interception (138)
- 1987 Led OSU to 10-2 record and Sun Bowl win; Completed 59.7 percent of his passes
- 1988 Led OSU to 10-2 record and Holiday Bowl win; Second nationally in pass efficiency
- 1989 Completed his career as Big Eight's all-time leader in passing and total offense

As a Coach

Year	Employer	Position
1990	Oklahoma State	Receivers
1991-93	Oklahoma State	Quarterbacks
1994-95	Oklahoma State	Offensive Coordinator
1996	Baylor	Quarterbacks/Passing Game Coordinator
1997-2000	Maryland	Quarterbacks/Passing Game Coordinator/Receivers
2001-04	Oklahoma State	Assistant Head Coach/Offensive Coordinator
2005-present	Oklahoma State	Head Coach



COACHING STAFF



Mike Gundy and Eddie Robinson, Jr., celebrate Gundy's 2011 Eddie Robinson Coach of the Year award.

was up by more than two touchdowns per game as the 2006 edition of Cowboy football averaged more than 35 points per game. Oklahoma State joined undefeated Boise State as the only two teams in the country to average more than 200 yards per game rushing and passing.

The Cowboys finished Gundy's second year seventh nationally and tops in the Big 12 in rushing, seventh nationally in scoring and No. 16 in total offense. The conference rushing title was a first for the Pokes. OSU followed up that ground attack with more team rushing titles in 2007, 2008 and 2009.

In 2007, despite facing the NCAA's toughest schedule, the Cowboys won their second straight bowl game (Insight) and the climb up the Big 12 ladder continued with OSU finishing third in the South. Oklahoma State entered the final week of the regular season playing for a share of the Big 12 South championship. The 2006 and 2007 bowl titles marked the first time since 1987 and 1988 (Gundy's playing days) that the Cowboys had registered bowl wins in consecutive seasons. The Cowboys' 45-14 win at Nebraska was OSU's first in Lincoln since the Kennedy Administration.

The Cowboy offense followed up its 2006 success with something unprecedented in 2007 when it finished the season with 3,161 rushing yards and 3,161 passing yards. OSU finished seventh nationally in total offense (486.3 yards per game). The season culminated with a 49-33 win over Indiana in the Insight Bowl and sophomore quarterback Zac Robinson set a new OSU single-season record in total offense, which was later broken by Brandon Weeden.

The 2008 season brought Oklahoma State to the national stage. That version of the Cowboys became one of the most decorated in school history. Two sophomores, receiver Dez Bryant and running back Kendall Hunter, were first-team All-Americans. Quarterback Zac Robinson was a finalist for the Manning Award and a semifinalist for the Davey O'Brien Award. Tight end Brandon Pettigrew was a finalist for the Mackey Award and punter Matt Fodge was the winner of the Ray Guy Award. Junior Perrish Cox was voted a first-team All-America kick returner.

Also in 2008, the Cowboys ascended into the top 10 for the first time in 20 years, climbed to sixth in the BCS rankings and picked up a road win against a member of the A.P. top five (Missouri). That season culminated with OSU's first appearance in the Holiday Bowl since 1988.

The 2008 squad averaged 41 points and 487.7 yards of total offense by utilizing remarkable balance, as the Cowboys averaged 245.5 rushing yards and 242.2 passing yards per game that season.

In 2009, OSU was ranked in the top 25 all season, reaching as high as fifth in the AP poll during its 9-4 run. Along the way, OSU set a new record for season ticket sales and played in front of the largest home crowds in school history, though all of those attendance marks have since been broken. OSU entered the final week of the regular season in contention for its first BCS bowl berth and the Cowboys' 6-2 Big 12 record propelled OSU to No. 2 in the Big 12 bowl pecking order and an appearance in the Cotton Bowl. It was a satisfying achievement considering the onslaught of injuries the Cowboys battled throughout the year.

NOTING GUNDY

LONGEST-TENURED COACHES AT THEIR CURRENT SCHOOL (ACTIVE)

1. Bill Snyder, Kansas State	26th year
2. Kirk Ferentz, Iowa	19th year
3. Gary Patterson, TCU	17th year
4. <i>Mike Gundy, Oklahoma State</i>	<i>13th year</i>
Frank Solich, Ohio	13th year
Rick Stockstill, Middle Tennessee	13th year
Kyle Whittingham, Utah	13th year

HEAD COACHES AT THEIR ALMA MATER

Troy Calhoun	Air Force
Mike Neu	Ball State
Bryan Harsin	Boise State
Kalani Sitake	BYU
John Bonamego	Central Michigan
Kirby Smart	Georgia
Nick Rolovich	Hawaii
Paul Haynes	Kent State
Mark Richt	Miami (Fla.)
Jim Harbaugh	Michigan
Barry Odom	Missouri
Pat Fitzgerald	Northwestern
<i>Mike Gundy</i>	<i>Oklahoma State</i>
David Shaw	Stanford
Kliff Kingsbury	Texas Tech
Matt Wells	Utah State
Sean Kugler	UTEP
Paul Chryst	Wisconsin



COACHING STAFF

MIKE GUNDY YEAR-BY-YEAR COACHING RESULTS

2005 4-7 (1-7 Big 12)			
9/3	Montana State	W	15-10
9/8	at Florida Atlantic	W	23-3
9/17	Arkansas State	W	20-10
10/1	Colorado	L	0-34
10/8	Missouri	L	31-38
10/15	at Texas A&M	L	23-62
10/22	at Iowa State	L	10-37
10/29	No. 2 Texas	L	28-47
11/12	No. 13 Texas Tech	W	24-17
11/19	at Baylor	L	34-44
11/26	at Oklahoma	L	14-42

2006 7-6 (3-5 Big 12)			
9/2	Missouri State	W	52-10
9/9	vs. Arkansas State	W	35-7
9/16	Florida Atlantic	W	48-8
9/23	at Houston	L	25-34
10/7	at Kansas State	L	27-31
10/14	at Kansas	W	42-32
10/21	No. 23 Texas A&M	L-ot	33-34
10/28	No. 20 Nebraska	W	41-29
11/4	at No. 4 Texas	L	10-36
11/11	Baylor	W	66-24
11/18	at Texas Tech	L	24-30
11/25	No. 13 Oklahoma	L	21-27
12/28	vs. Alabama*	W	34-31

2007 7-6 (4-4 Big 12)			
9/1	at No. 13 Georgia	L	14-35
9/8	Florida Atlantic	W	42-6
9/14	at Troy	L	23-41
9/22	Texas Tech	W	49-45
9/29	Sam Houston St.	W	39-3
10/6	at Texas A&M	L	23-24
10/13	at Nebraska	W	45-14
10/20	No. 25 Kansas St.	W	41-39
11/3	No. 14 Texas	L	35-38
11/10	No. 5 Kansas	L	28-43
11/17	at Baylor	W	45-14
11/24	at No. 10 Oklahoma	L	17-49
12/31	vs. Indiana#	W	49-33

2008 9-4 (5-3 Big 12)			
8/30	vs Washington State	W	39-13
9/6	Houston	W	56-37

9/13	Missouri State	W	57-13
9/27	Troy	W	55-24
10/4	Texas A&M	W	56-28
10/11	at No. 3 Missouri	W	28-23
10/18	Baylor	W	34-6
10/25	at No. 1 Texas	L	24-28
11/1	Iowa State	W	59-17
11/8	at No. 2 Texas Tech	L	20-56
11/15	at Colorado	W	30-17
11/29	No. 3 Oklahoma	L	41-61
12/30	vs. No. 15 Oregon%	L	31-42

2009 9-4 (6-2 Big 12)			
9/5	No. 13 Georgia	W	24-10
9/12	Houston	L	35-45
9/19	Rice	W	41-24
9/26	Grambling State	W	56-6
10/10	at Texas A&M	W	36-31
10/17	Missouri	W	33-17
10/24	at Baylor	W	34-7
10/31	No. 3 Texas	L	14-41
11/7	at Iowa State	W	34-8
11/14	Texas Tech	W	24-17
11/19	Colorado	W	31-28
11/28	at Oklahoma	L	0-27
1/2	vs. Ole Miss!	L	7-21

2010 11-2 (6-2 Big 12)			
9/4	Washington State	W	65-17
9/11	Troy	W	41-38
9/18	Tulsa	W	65-28
9/30	Texas A&M	W	38-35
10/8	at Louisiana	W	54-28
10/16	at Texas Tech	W	34-17
10/23	No. 14 Nebraska	L	41-51
10/30	at Kansas State	W	24-14
11/6	No. 22 Baylor	W	55-28
11/13	at Texas	W	33-16
11/20	at Kansas	W	48-14
11/27	No. 14 Oklahoma	L	41-47
12/29	vs. Arizona^	W	36-10

2011 12-1 (8-1 Big 12)			
9/3	Louisiana	W	61-34
9/8	Arizona	W	37-14
9/17	at Tulsa	W	59-33

9/24	at No. 8 Texas A&M	W	30-29
10/8	Kansas	W	70-28
10/15	at No. 22 Texas	W	38-26
10/22	at Missouri	W	45-24
10/29	Baylor	W	59-24
11/5	No. 17 Kansas St.	W	52-45
11/12	at Texas Tech	W	66-6
11/18	at Iowa State	L-ot	31-37
12/3	No. 13 Oklahoma	W	44-10
1/2	vs. No. 4 Stanford \$	W-ot	41-38

2012 8-5 (5-4 Big 12)			
9/1	Savannah State	W	84-0
9/8	at Arizona	L	38-59
9/15	Louisiana	W	65-24
9/29	No. 12 Texas	L	36-41
10/13	at Kansas	W	20-14
10/20	Iowa State	W	31-10
10/27	TCU	W	36-14
11/3	at No. 3 Kansas State	L	30-44
11/10	West Virginia	W	55-34
11/17	No. 23 Texas Tech	W	59-21
11/24	at No. 14 Oklahoma	L-ot	48-51
12/1	at Baylor	L	34-41
1/1	vs. Purdue+	W	58-14

2013 10-3 (7-2 Big 12)			
8/31	vs. Mississippi State	W	21-3
9/7	at UTSA	W	56-35
9/14	Lamar	W	59-3
9/28	at West Virginia	L	21-30
10/5	Kansas State	W	33-29
10/19	TCU	W	24-10
10/26	at Iowa State	W	58-27
11/2	at No. 15 Texas Tech	W	52-34
11/9	Kansas	W	42-6
11/16	at No. 23 Texas	W	38-13
11/23	No. 3 Baylor	W	49-17
12/7	No. 18 Oklahoma	L	24-33
1/4	vs. No. 9 Missouri!	L	31-41

2014 7-6 (4-5 Big 12)			
8/30	vs. No. 1 Florida State	L	31-37
9/6	Missouri State	W	40-23
9/13	UTSA	W	43-13
9/25	Texas Tech	W	45-35

10/4	Iowa State	W	37-20
10/11	at Kansas	W	27-20
10/18	at No. 12 TCU	L	9-42
10/25	No. 22 West Virginia	L	10-34
11/1	at No. 9 Kansas State	L	14-48
11/15	Texas	L	7-28
11/22	at No. 6 Baylor	L	28-49
12/6	at No. 18 Oklahoma	W-ot	38-35
1/2	vs. Washington~	W	30-22

2015 10-2 (7-2 Big 12)			
9/3	at Central Michigan	W	24-13
9/12	Central Arkansas	W	32-8
9/19	UTSA	W	69-14
9/26	at Texas	W	30-27
10/3	Kansas State	W	36-34
10/10	at West Virginia	W-ot	33-26
10/24	Kansas	W	58-10
10/31	at Texas Tech	W	70-53
11/7	No. 5 TCU	W	49-29
11/14	at Iowa State	W	35-31
11/21	No. 10 Baylor	L	35-45
11/28	No. 5 Oklahoma	L	23-58
1/1	vs. No. 16 Ole Miss@	L	20-48

2016 10-3 (7-2 Big 12)			
9/3	Southeastern La.	W	61-7
9/10	Central Michigan	L	27-30
9/17	Pittsburgh	W	45-38
9/24	at No. 16 Baylor	L	24-35
10/1	No. 22 Texas	W	49-31
10/8	Iowa State	W	38-31
10/22	at Kansas	W	44-20
10/29	No. 10 West Virginia	W	37-20
11/5	at Kansas State	W	43-37
11/12	Texas Tech	W	45-44
11/19	at TCU	W	31-6
12/3	at No. 7 Oklahoma	L	20-38
12/29	vs. No. 11 Colorado^	W	38-8

* Independence Bowl, # Insight Bowl, % Holiday Bowl, ! Cotton Bowl, ^ Alamo Bowl, \$ Fiesta Bowl, + Heart of Dallas Bowl, ~ Cactus Bowl, @ Sugar Bowl

The 2010 season represented a breakthrough, as OSU finished 11-2 and closed a season in the top 10 for the first time since 1984. Brandon Weeden became Oklahoma State's first All-Big 12 quarterback, Justin Blackmon brought home the Biletnikoff Award and Dan Bailey won the Lou Groza Award. The Cowboys generated 520 yards of offense per game and unveiled a new-look passing attack that ranked second nationally (346 yards per game) and helped OSU score 44.2 points per contest. All-America accolades rolled in for running back Kendall Hunter, Blackmon, punter Quinn Sharp and kicker Dan Bailey.

The share of the Big 12 South title was a first for OSU as the Cowboys won 10 games in the regular season for the first time ever and for the fourth time overall. The 2010 squad also became the first OSU team to go undefeated on the road since 1945. All of those achievements were reached by a team that started the season unranked and was selected to finish fifth in the six-team Big 12 South in the preseason.

But 2010 simply set the stage for 2011. One year after no expectations greeted the Cowboys, 2011 featured unprecedented demands of OSU. The Cowboys were ranked No. 9 in the AP poll to start the season (tying the all-time preseason high set in 2009) and the squad proved up to the task. The Cowboys raced to a 10-0 start and reached No. 2 in the AP balloting and in the BCS standings before finishing third in both.

OSU clinched its first outright conference title with a 44-10 win over No. 13 Oklahoma and followed that up with a Fiesta Bowl victory over No. 4 Stanford to put the wraps on a 12-1

season. Blackmon repeated as the Biletnikoff Award winner and five Cowboys (Blackmon, kicker Quinn Sharp, offensive linemen Levy Adcock and Grant Garner, and safety Markelle Martin) earned All-America honors. OSU knocked off five ranked opponents, beat four teams that won 10 games and beat seven teams in the final BCS rankings' top 30.

The Cowboys passed for 387 yards per game (second nationally), and scored 48.7 points per game (also second nationally). OSU led the nation in turnovers forced (44) and turnover margin (plus-1.62 per game).

Despite a rash of injuries at crucial positions, the 2012 Cowboys maintained their theme of explosive offense by finishing the regular season leading the Big 12 and ranking third nationally with 45.7 points per game and also ranking in the top 11 nationally in total offense (fourth), passing offense (seventh), fewest sacks allowed per game (ninth), first downs per game (11th) and red zone scoring percentage (third).

Making the 2012 numbers even more impressive was the fact that OSU was relegated to constant instability at quarterback due to injury. True freshman Wes Lunt started four games, redshirt freshman J.W. Walsh started three and junior Clint Chelf started four in the first significant action of his career. All three finished the season with more than 1,000 passing yards - a first in Big 12 history. Each had at least one game with at least 330 passing yards and each claimed at least one victory over a Big 12 opponent as a starter.



COACHING STAFF

RECORD IN BIG 12 GAMES SINCE 2010

1. Oklahoma	49-13	.790
2. Oklahoma State	44-18	.710
3. Baylor	39-22	.640
4. Kansas State	38-23	.623
5. TCU*	25-20	.556
6. West Virginia*	22-22	.500
7. Texas	29-32	.467
8. Texas Tech	22-40	.355
9. Iowa State	15-47	.242
10. Kansas	4-58	.065

* TCU and West Virginia didn't join the Big 12 until 2012.

In 2013, Gundy led the Cowboys to a second-place finish in the Big 12 and an appearance in the Cotton Bowl. That team went 10-3 to produce the third 10-win season in a four-year span. The Pokes were 10-1 through 11 games and played for an outright claim to the Big 12 Conference title on the last day of the regular season. The Cowboys joined Florida State, Alabama and Oregon as the only four teams to rank in the top 20 nationally in both scoring offense and scoring defense. The Cowboys of 2013 led the Big 12 in scoring defense, turnovers gained, pass efficiency defense, third-down defense and red zone defense, and Gundy's decision to make changes at quarterback, running back and left tackle midway through the season went on to spark the offense, evidenced by the fact that OSU averaged 42.0 points per game in its final seven games of the year. The Cowboys went 4-0 in November, highlighted by a 38-13 pounding of No. 23 Texas in Austin and a 49-17 wipeout of No. 3 Baylor in Stillwater.

Oklahoma State was the youngest team in the nation in 2014. The Cowboys' opening day depth chart included 32 freshmen and sophomores (most in the nation) and OSU returned only 54.3 percent of its lettermen from 2013 (the lowest percentage in the nation). All told, 22 freshmen played for Oklahoma State. Of those 22 freshmen, 11 were true freshmen. On top of that, for the second time in three seasons, injuries forced Gundy to play three different starting quarterbacks. Opening day starter J.W. Walsh was lost for the season in the first quarter of the second game of the year and his backup, Daxx Garman, was lost after getting injured in week 10. Those two injuries left Gundy with the decision to either pull the redshirt off promising true freshman Mason Rudolph or start a walk-on true freshman in OSU's week 11 game at No. 6 Baylor in Waco. Even with all that adversity, the Cowboys finished with a winning record, beat Oklahoma in Norman and scored a postseason victory with a win over Washington in the Cactus Bowl.

The 2015 season may have been Gundy's best coaching job to date, as the Cowboys roared to a 10-0 record and climbed to as high as No. 4 in the Associated Press poll and No. 6 in the College Football Playoff standings in mid-November, despite not being ranked to start the season. The Cowboys of 2015 sported a 4-0 record in games decided by one score and three times overcame deficits of 15 points or more to win games. Gundy went against convention to make a two-quarterback system work spectacularly. Mason Rudolph ranked second in the Big 12 in passing yards and 12th nationally in yards per pass attempt. J.W. Walsh was responsible for 156 points despite having only 162 total offense attempts (0.92 points responsible for per total offense attempt to lead the nation). Rudolph and Walsh combined to throw 34 touchdown passes.

In 2016, the Cowboys yet again found themselves in the mix for the Big 12 title and earned the right to play Oklahoma on the final day of the regular season in a winner-take-all battle for the Big 12 championship. A 38-8 win over No. 10 Colorado in the Alamo Bowl gave the Cowboys their fifth 10-win season in the last seven years. Fueled by an offense that featured a much-improved offensive line from the previous two seasons, one of the nation's top pass-catch combinations in Mason Rudolph and James Washington and a standout freshman running back in Justice Hill, OSU climbed as high as No. 10 in the College Football Playoff Rankings and the AP poll. After starting the season 2-2, the Cowboys bounced back to win their next seven games. Included in OSU's nine regular season wins were four victories in games decided by one score.

Mike Gundy first arrived on the Oklahoma State campus in 1986 after a heavily-decorated prep career. He became a four-year starter at OSU (1986-89), and led the Cowboys to a pair of bowl wins, the 1987 Sun Bowl over West Virginia and the 1988 Holiday Bowl over Wyoming. During those two seasons, OSU accumulated a 20-4 record.

Gundy ended his career as the Big Eight Conference's all-time leader in passing and total offense. More than 20 years after his playing career, his name is still featured throughout the OSU record books. Most of his personal marks stood until Gundy assumed head coaching duties. He began his college career by throwing 138 passes before tossing his first career interception. That streak remained an NCAA record until 2008.

After graduation, Gundy joined the Oklahoma State football staff. He coached the receivers in 1990, the quarterbacks from 1991-1993 and in 1995, and served as offensive coordinator during the 1994 season in the final year for Gundy's college coach, Pat Jones. Gundy has coached in Stillwater under each of the three previous Cowboy head coaches (Jones, Bob Simmons and Les Miles).

He spent one season at Baylor (1996) as quarterbacks coach and passing game coordinator before heading to the ACC, where he coached at Maryland (1997-2000). He returned to Stillwater in 2001 as assistant head coach and offensive coordinator, and he also coached OSU quarterbacks.

Gundy is just the third Oklahoma State graduate to assume the head coaching duties in Stillwater. Jim Lookabaugh (1939-49) and Floyd Gass (1969-71) were the others.

Gundy and his wife, Kristen (also an OSU graduate), have three children, Gavin, Gunnar and Gage.

GUNDY VS. ALL OPPONENTS

Opponent	Overall	Home	Away	Neutral
Alabama	1-0	0-0	0-0	1-0
Arizona	2-1	1-0	0-1	1-0
Arkansas State	2-0	1-0	0-0	1-0
Baylor	7-5	5-1	2-4	0-0
Central Arkansas	1-0	1-0	0-0	0-0
Central Michigan	1-1	0-1	1-0	0-0
Colorado	3-1	1-1	1-0	1-0
Florida Atlantic	3-0	2-0	1-0	0-0
Florida State	0-1	0-0	0-0	0-1
Georgia	1-1	1-0	0-1	0-0
Grambling State	1-0	1-0	0-0	0-0
Houston	1-2	1-1	0-1	0-0
Indiana	1-0	0-0	0-0	1-0
Iowa State	7-2	4-0	3-2	0-0
Kansas	8-1	3-1	5-0	0-0
Kansas State	6-3	4-0	2-3	0-0
Lamar	1-0	1-0	0-0	0-0
Louisiana	3-0	2-0	1-0	0-0
Mississippi	0-2	0-0	0-0	0-2
Mississippi State	1-0	0-0	0-0	1-0
Missouri	3-2	1-1	2-0	0-1
Missouri State	3-0	3-0	0-0	0-0
Montana State	1-0	1-0	0-0	0-0
Nebraska	2-1	1-1	1-0	0-0
Oklahoma	2-10	1-5	1-5	0-0
Oregon	0-1	0-0	0-0	0-1
Pittsburgh	1-0	1-0	0-0	0-0
Purdue	1-0	0-0	0-0	1-0
Rice	1-0	1-0	0-0	0-0
Sam Houston State	1-0	1-0	0-0	0-0
Savannah State	1-0	1-0	0-0	0-0
Southeastern Louisiana	1-0	1-0	0-0	0-0
Stanford	1-0	0-0	0-0	1-0
TCU	4-1	3-0	1-1	0-0
Texas	5-7	1-5	4-2	0-0
Texas A&M	4-3	2-1	2-2	0-0
Texas Tech	10-2	6-0	4-2	0-0
Troy	2-1	2-0	0-1	0-0
Tulsa	2-0	1-0	1-0	0-0
UTSA	3-0	2-0	1-0	0-0
Washington	1-0	0-0	0-0	1-0
Washington State	2-0	1-0	0-0	1-0
West Virginia	3-2	2-1	1-1	0-0
Total	104-50	60-19	34-26	10-5

GUNDY VS. ALL CONFERENCES

(Reflects current membership)

Opponent	Overall	Home	Away	Neutral
ACC	1-1	1-0	0-0	0-1
Big Ten	4-1	1-1	1-0	2-0
Big 12	52-33	29-13	23-20	0-0
Pac-12	9-3	3-1	1-1	5-1
SEC	10-8	4-2	4-3	2-3

American Athletic	3-2	2-1	1-1	0-0
Conference USA	7-0	5-0	2-0	0-0
Mid American	1-1	0-1	1-0	0-0
Mountain West	0-0	0-0	0-0	0-0
Sun Belt	7-1	5-0	1-1	1-0
FCS	10-0	10-0	0-0	0-0
Total	104-50	60-19	34-26	10-5



COACHING STAFF



OKLAHOMA STATE
COWBOYS



JOE BOB CLEMENTS
DEFENSIVE LINE
FIFTH YEAR AT OSU | 19TH YEAR OVERALL
KANSAS STATE, 1999

► Defensive line coach Joe Bob Clements joined the Oklahoma State coaching staff in January of 2013 immediately after helping lead his alma mater, Kansas State, to the Big 12 title in 2012. Three of Clements' four years in Stillwater have resulted in 10-win seasons for the Cowboys.

► Each of Clements' four seasons in Stillwater have produced a team tackles for loss total that ranks among the top 10 single-season marks in school history.

► Clements' 2016 defensive line had 52 tackles for loss on the year, a mark that surpassed the previous season's total of 45.5. Making that remarkable is that Clements' 2016 group did it without the presence of Emmanuel Ogbah, who had 17.5 tackles for loss by himself in 2015 before moving on to the NFL. The defensive line's 52 tackles for loss and 236 yards from tackles for loss both represent the highest such figures of the Mike Gundy era at Oklahoma State (2005-present).

► Defensive tackle Vincent Taylor finished 2016 as the FBS leader with four blocked kicks and his 12.5 tackles for loss and 7.0 were the most for any interior defensive lineman in the Big 12. He earned first-team All-Big 12 honors from both the coaches and the media.

► Clements' 2015 defensive line was at the center of Oklahoma State ranking sixth in the nation in sacks per game and 18th nationally in tackles for loss per game. OSU logged 40 sacks (fifth in school history) and 95 tackles for loss (sixth in school history). Additionally, Clements' defensive linemen forced four fumbles, recovered three fumbles, recorded 30 quarterback hurries, broke up seven passes and blocked two kicks.

► Clements' top pupil in 2015 was first-team All-America defensive end Emmanuel Ogbah, who was a finalist for the Ted Hendricks Award presented to the nation's top defensive end and earned Big 12 Defensive Player of the Year honors from both the coaches and the Associated Press. Ogbah finished the season ranked fourth nationally in sacks and was second in the Big 12 in tackles for loss. Ogbah set a single-season OSU record with 19 quarterback hurries.

► In Clements' four seasons in Stillwater, the OSU defensive line has averaged 26.6 sacks per season. In the three years prior to Clements' arrival, Cowboy defensive linemen averaged 19.5 sacks per season.

► Clements' impact was felt immediately at OSU, as the Cowboy defensive linemen combined for 24 sacks during

his first year in Stillwater, up from 12.5 the year prior to his arrival. Defensive tackle Calvin Barnett was a first-team All-Big 12 selection by the Associated Press and the Big 12 coaches.

► The trend continued in 2014, with Clements' defensive linemen combining to record 23.5 of OSU's 33 sacks and 50.5 of the Cowboys' 97 tackles for loss.

► In 2015, the OSU defensive line combined to record 45.5 of the team's 95 tackles for loss and 32.5 of the team's 40 sacks.

► In 2014, defensive end Emmanuel Ogbah became the first Oklahoma State player ever named Big 12 defensive lineman of the year and became just the fifth OSU defensive lineman - the second in Clements' first two years at OSU - to earn first-team All-Big 12 honors.

► Oklahoma State saw significant improvement in the scoring column in Clements' first year, limiting opponents to 21.6 points per game, down from 28.2 points per game the year prior to his arrival. Thanks in no small part to the defensive line, OSU allowed only 11 rushing touchdowns during the 2013 regular season, a mark that ranked 11th nationally.

► The Cowboys finished 2013 ranked in the top 25 nationally in scoring defense (19th), turnovers gained (fifth), passes intercepted (third), red zone defense (seventh), pass efficiency defense (sixth), tackles for loss (16th) and third-down conversion percentage defense (seventh) just one year after ranking in the top 25 nationally in only one of those categories (tackles for loss - 25th in 2012).

► The Cowboys forced 33 turnovers in Clements' first year, with defensive linemen responsible for six fumbles forced, four fumbles recovered and two blocked kicks.

► During Clements' 16 combined years as a player, staffer and full-time assistant coach at K-State, the Wildcats won two Big 12 championships, four Big 12 North championships, won nine or more games in a season 11 times and won 10 or more games in a season nine times.

► In 2012, K-State led the Big 12 in scoring defense, ranked second in the conference in rushing defense, turnovers gained and sacks and was third in both total defense and pass efficiency defense. One of Clements' defensive ends, Meshak Williams, was honored as Big 12 defensive lineman of the year after leading the league in sacks and another, Adam Davis, was a second-team all-Big 12 honoree who led the league with four fumbles forced.

► From 2004-05, Clements served as K-State's recruiting coordinator. The two recruiting classes he spearheaded produced future NFL players Zac Diles, Yamon Figurs, Tearrius George, Justin McKinney and Reggie Walker.

► Clements spent seven seasons as a full-time member of the K-State coaching staff, plus two seasons at San Diego State and one season at Kansas prior to joining the staff at Oklahoma State.

► At San Diego State from 2006-07, Clements' time was highlighted by the performance of first-team all-Mountain West Conference defensive lineman Antwan Applewhite.

In Applewhite, Clements coached the first Aztec defensive lineman to earn first-team all-Mountain West Conference honors in seven years.

► At Kansas in 2008, Clements helped coach the Jayhawks to an eight-win season and a win over division champion and archrival Missouri. The 2008 Jayhawks picked up a convincing 42-21 win over Minnesota in the Insight Bowl.

► Clements broke into coaching as a student assistant at K-State in 1999, was elevated to a graduate assistant post with the Wildcats in 2001 and earned his first full-time coaching position when Bill Snyder promoted him to K-State defensive ends coach in 2003.

► Clements played defensive end at K-State from 1994-98. He was a member of five bowl teams with the Wildcats, highlighted by trips to the Cotton and Fiesta Bowls.

► Clements graduated from Kansas State in 1999 with a bachelor's degree in mass communications, then added a master's degree in counseling (student development) from K-State in 2009.

PERSONAL

► Clements and his wife, Pelusa, have four children, Orianna, Chance, Emma and Kaden.

YEAR BY YEAR

Year	School	Position
1999-2000	Kansas State	Student Assistant
2001-02	Kansas State	Graduate Assistant
2003-05	Kansas State	DE
2006-07	San Diego State	DL
2008	Kansas	DL
2009-11	Kansas State	DE
2012	Kansas State	Defense Run Game Coord./DE
2013-pres.	Oklahoma State	DL

BOWL GAMES

1999	Holiday Bowl
2001	Insight.com Bowl
2001	Cotton Bowl
2002	Holiday Bowl
2004	Fiesta Bowl
2008	Insight Bowl
2010	Pinstripe Bowl
2012	Cotton Bowl
2013	Fiesta Bowl
2014	Cotton Bowl
2015	Cactus Bowl
2016	Sugar Bowl
2016	Alamo Bowl

PROMINENT PUPILS

Antwan Applewhite, Carolina Panthers
Calvin Barnett, Cleveland Browns
Caleb Blakesley, Kansas
Adam Davis, Kansas State
Thomas Houchin, Indianapolis Colts
Kevin Huntley, Atlanta Falcons
Emmanuel Ogbah, Cleveland Browns
Andrew Shull, Detroit Lions
Meshak Williams, Baltimore Ravens



COACHING STAFF



OKLAHOMA STATE
COWBOYS



TIM DUFFIE

CORNERBACKS
FIFTH YEAR AT OSU | 18TH YEAR OVERALL
TEXAS TECH, 1999

► Tim Duffie joined the Oklahoma State staff in March of 2013 and coaches the Cowboy cornerbacks. He coached the OSU safeties in 2013 and 2014. Three of Duffie's four years on staff have resulted in 10-win seasons for the Cowboys.

► Duffie's cornerbacks played a role in OSU leading the Big 12 in turnovers gained in 2016.

► In 2015, Duffie coached first-team All-Big 12 cornerback Kevin Peterson, who was a semifinalist for the Jim Thorpe Award, presented to the nation's top defensive back.

► The downfield coverage from Duffie's cornerbacks played a significant role in the Cowboys finishing the 2015 season ranked sixth nationally in sacks.

► Forcing turnovers has been a consistent strength of the Cowboy defense with Duffie on staff, as Oklahoma State ranked in the top 10 nationally in turnovers gained in both 2013 and 2015.

► In his first season in Stillwater, the Cowboys showed significant improvement by holding opponents to 21.6 points per game, down from 28.2 points per game the year prior to his arrival.

► The Cowboys finished 2013 ranked in the top 25 nationally in scoring defense (19th), turnovers gained (fifth), passes intercepted (third), red zone defense (seventh), pass efficiency defense (sixth), tackles for loss (16th) and third-down conversion percentage defense (seventh) just one year after ranking in the top 25 nationally in only one of those categories (tackles for loss - 25th in 2012).

► The 2013 Cowboys ranked third in school history in yards per pass attempt defense and third in pass efficiency defense. OSU's 21 interceptions in Duffie's first year were the sixth-highest total in school history and its 60 pass breakups ranked seventh.

► Duffie coached Daytawion Lowe to second-team All-Big 12 honors by the *Associated Press* and the coaches in 2013.

► In 2014, one of Duffie's pupils, sophomore safety Jordan Sterns, became the first Oklahoma State underclassman to record 100 tackles in a season in 18 years. Under Duffie's coaching, Sterns earned All-Big 12 honors in both 2015 and 2016.

► Duffie came to Stillwater after spending the 2012 season coaching the secondary at Wake Forest. In his lone season at Wake, the Demon Deacons led the Atlantic Coast Conference and ranked 25th nationally in turnover margin.

► Prior to his time at Wake Forest, Duffie spent 2008-11 at Colorado State. He was cornerbacks coach from 2008-10 and then coached the entire Rams secondary in 2011. He served as CSU's primary recruiter for the state of Texas.

► While in Fort Collins, Duffie was heavily involved in recruiting much of CSU's top talent, including Crockett Gillmore, an all-conference performer in his first season as a tight end in 2011, Weston Richburg, a 2010 freshman All-American, and Austin Gray, a 12-game starter at safety as a freshman in 2011. In his first year at the reins of the Rams full secondary in 2011, Duffie was instrumental in helping CSU finish the regular season ranked 14th in the nation by allowing only 179.6 passing yards per game.

► Duffie broke into coaching at UTEP, where he served as a graduate assistant coaching linebackers in 2000 and then safeties in 2001. He was elevated to his first full-time position coaching the Miners safeties from 2002-03 then served as UTEP's linebackers coach from 2004-06 and back to safeties in 2007.

► During his time at UTEP, he coached nine all-conference athletes, the 2004 Western Athletic Conference Defensive Player of the Year in Robert Rodriguez and a second-round NFL draft choice in Thomas Howard. Howard went on to become an everyday starter for the Oakland Raiders and Cincinnati Bengals.

► In addition to his role at UTEP, Duffie worked with the Detroit Lions in the summer of 2001 in a coaching fellowship.

► As a two-year starter and four-year letterwinner playing for coach Spike Dykes at Texas Tech, Duffie had 202 tackles, six tackles for loss, one sack, three passes broken up and two interceptions from 1996-99. As a senior, he started

all 11 games and racked up a single-game career-high 18 tackles at Missouri. A second-team all-state selection at Jefferson High School in his hometown of Jefferson, Texas, Duffie earned Cypress Valley Player of the Year honors and was an all-district performer on three occasions. In addition to football, he lettered in basketball, baseball and track.

► Duffie earned a bachelor's degree in exercise and sports science from Texas Tech in 1999 and a master's in education administration from UTEP in 2002.

PERSONAL

► Duffie and his wife, Autumn, have two sons together, Memphis and Manhattan. He also has a son, Timias.

YEAR BY YEAR

Year	School	Position
2000-01	UTEP	Graduate Assistant
2001	Detroit Lions	Minority Fellowship
2002-07	UTEP	S from 2002-03, 2007; LB from 2004-06
2008-11	Colorado State	CB from 2008-10; Secondary in 2011
2012	Wake Forest	Secondary
2013-pres.	Oklahoma State	Safeties from 2013-14 Cornerbacks from 2015-pres.

BOWL GAMES

2004	Houston Bowl
2005	GMAC Bowl
2008	New Mexico Bowl
2014	Cotton Bowl
2015	Cactus Bowl
2016	Sugar Bowl
2016	Alamo Bowl

PROMINENT PUPILS

Quintin Demps, Houston Texans
Thomas Howard, Cincinnati Bengals
Robert Rodriguez, Tennessee Titans
Trey Merckens, Atlanta Falcons





COACHING STAFF



OKLAHOMA STATE
COWBOYS



KASEY DUNN

RECEIVERS

SEVENTH YEAR AT OSU | 25TH YEAR OVERALL
IDAHO, 1992

► Receivers coach Kasey Dunn joined the Oklahoma State staff in February of 2011. Five of his six seasons in Stillwater rank among the top 10 in school history for scoring offense, total offense, passing offense and passing touchdowns. He has coached a 1,000-yard receiver in four of his six years at Oklahoma State.

► Dunn coached Justin Blackmon to the 2011 Biletnikoff Award as America's top wide receiver in addition to coaching him to unanimous All-America recognition. Under Dunn's watch, Blackmon set the OSU single-season record for receptions in 2011 and was the fifth overall pick in the 2012 NFL Draft.

► In Dunn's six seasons at Oklahoma State, the Cowboys have ranked in the top 10 nationally in scoring offense five times and ranked in the top 10 nationally in passing offense, pass efficiency, yards per attempt and yards per completion four times.

► With Dunn as his position coach throughout his career, James Washington enters 2017 leading all returning FBS players with 26 career receiving touchdowns. A first-team All-Big 12 honoree in 2016, Washington's career average of 19.3 yards per reception is the highest among all returning Power Five receivers, as is his career total of 2,918 receiving yards. He has ranked in the top 10 in the nation in yards per reception every year of his career.

► In 2015, the Cowboys ranked seventh nationally in passing offense, 14th nationally in scoring offense, 17th nationally in yards per completion and ninth nationally in red zone offense. Additionally, the Pokes ranked in the top 25 nationally in fewest fumbles lost, pass efficiency, total offense and fewest turnovers lost.

► In Dunn's first two years on staff, Oklahoma State ranked in the top five nationally in scoring offense and total offense both years and was second nationally in passing in 2011 and seventh nationally in passing in 2012.

► With Dunn on staff at OSU, both Justin Blackmon (122 receptions in 2011) and Josh Stewart (101 receptions in 2012) had seasons with more than 100 catches.

► In 2013, Dunn's work with the receivers contributed to OSU turning in the sixth-best season in school history for scoring offense and the fourth-best season in school history for passing offense.

► Dunn helped receiver Josh Stewart move into the top four in school history for career receptions and to second-team All-Big 12 honors by the coaches in 2013.

► In 2013, the Cowboys ranked 14th nationally by averaging 39.1 points per game.

► Dunn spent the 2010 season serving as wide receivers coach at Southern Miss after a two-year stay as running backs coach for the NFL's Seattle Seahawks.

► During his year at Southern Miss, the Golden Eagles went 8-5 and played in the Beef O'Brady's Bowl. The Golden Eagles ranked 18th nationally in total offense and were 15th nationally in scoring offense. Receivers Johndrick Morris and Kelvin Bolden combined for 96 receptions for 1,406 yards and 10 receiving touchdowns.

► With the Seahawks in 2009, Dunn oversaw running backs Julius Jones and Justin Forsett as they combined to carry the ball 291 times for 1,282 yards and make 76 receptions for 582 yards.

► A 1992 University of Idaho graduate, Dunn was a standout receiver at Idaho from 1987-91. He was a three-time All-American who ended his career with school records in receptions (268), yards (3,847) and was second in touchdowns (25). At the end of his career, his catch total and receiving yards ranked second all-time in the Football Championship Subdivision, trailing only Jerry Rice. His career receptions and career yards totals still stand as Vandals' school records, while his 25 career touchdown receptions are second all-time.

► Dunn led the nation in both receptions per game (8.0 avg.) and receiving yards per game (105.8 avg.) as a junior in 1990. He ranked No. 3 nationally with 85 receptions as a senior and was fifth with 73 catches as a sophomore in 1989. The Vandals claimed three Big Sky Conference titles during Dunn's playing career and went 24-12.

► A native of San Diego, Calif., he went on to play professionally with British Columbia (1992) and Edmonton (1993) of the CFL, and Houston (1992) of the NFL before launching his coaching career.

► In 1993, he served as a volunteer assistant at his alma mater, working with the wide receivers.

► Dunn then worked as tight ends and receivers coach at the University of San Diego in 1994 before returning to Idaho as cornerbacks coach in 1995.

► Dunn has worked on both sides of the ball during stops at Arizona (2004-06), TCU (2003), Washington State (1998-2002), New Mexico (1996-97) and Idaho (1993 and 1995). In addition, he served minority internships with both the NFL's Seattle Seahawks (2003) and Denver Broncos (1997).

► Dunn spent several months at Maryland in 2008 before accepting a position with the Seattle Seahawks.

► He also worked during the 2007 season on the Baylor staff, where he held the title of special teams coordinator and wide receivers coach, and was elevated to assistant head coach early in his tenure.

► Before his stop at Baylor, Dunn was the running backs coach at Arizona where he mentored three future NFL backs, including Mike Bell, who ended his career in 2005 with a third consecutive 900-yard season. Bell finished his collegiate career ranked fourth on Arizona's all-time

rushing chart, totaling 3,163 yards on 678 attempts (4.7 avg.).

► Dunn was on the defensive side of the ball at TCU where he coached cornerbacks and helped the Horned Frogs to an 11-2 record and a bid in the Fort Worth Bowl.

► During his five-year tenure on Mike Price's Washington State staff, he served as running backs coach. In addition, he was the special teams coordinator his final three seasons. In 2001, he was also elevated to assistant head coach. In his time in Pullman, the Cougars went to back-to-back bowl games for the first time in school history (2001 Sun Bowl and 2003 Rose Bowl) and started a three-year run of 10-victory campaigns.

► He also coached two WSU running backs to school records, with Kevin Brown rushing for a sophomore school-record 1,046 yards in 1998 and Deon Burnett establishing a WSU freshman mark by rushing for 974 yards in 1999.

► Prior to that he served as cornerbacks coach at New Mexico, helping the Lobos secure an appearance in the 1997 Insight.com Bowl.

PERSONAL

► Dunn and his wife, Janelle, have two daughters, Kayla and Lauren.

YEAR BY YEAR

Year	School	Position
1993	Idaho	Volunteer Assistant
1994	San Diego	TE/WR
1995	Idaho	CB
1996-97	New Mexico	CB
1998-02	Washington State	Special Teams Coord. from 2000-02/RB
2003	TCU	CB
2004-06	Arizona	RB
2007	Baylor	Special Teams Coord./WR
2008-09	Seattle Seahawks	RB
2010	Southern Miss	WR
2011-pres.	Oklahoma State	WR

BOWL GAMES

1997	Insight.com Bowl
2001	Sun Bowl
2003	Rose Bowl
2003	Forth Worth Bowl
2010	Beef O'Brady's Bowl
2012	Fiesta Bowl
2013	Heart of Dallas Bowl
2014	Cotton Bowl
2015	Cactus Bowl
2016	Sugar Bowl
2016	Alamo Bowl

PROMINENT PUPILS

Justin Blackmon, Jacksonville Jaguars
Edgerin James, Seattle Seahawks
Julius Jones, Seattle Seahawks
Justin Forsett, Seattle Seahawks
T.J. Duckett, Seattle Seahawks
David Gettis, Carolina Panthers
Mike Bell, New Orleans Saints
Chris Henry, Tennessee Titans



COACHING STAFF



OKLAHOMA STATE
COWBOYS



DAN HAMMERSCHMIDT

SAFETIES

THIRD YEAR AT OSU | 32ND YEAR OVERALL
COLORADO STATE, 1985

► A 31-year coaching veteran who came to OSU after coaching running backs at the University of Houston in 2014, Dan Hammerschmidt played safety at Colorado State from 1982-85 before breaking into the coaching ranks as a student assistant with the Rams in 1986.

► With Hammerschmidt serving as his position coach, Jordan Sterns was a first-team All-Big 12 selection by the Associated Press in 2015 and was a first-team All-Big 12 selection by both the A.P. and the coaches in 2016. Sterns' 101 tackles in 2016 led all Big 12 defensive backs.

► In both of Hammerschmidt's two years on staff, Oklahoma State has ranked among the Big 12 leaders in turnovers gained. The Cowboys finished second in the league with 28 turnovers gained in 2015 and tied for first in 2016 with 25 turnovers gained.

► Hammerschmidt served as a graduate assistant at TCU in 1987 before earning his first full-time appointment at Duke, where he coached outside linebackers, special teams and the secondary from 1988-94. He helped the Blue Devils to a pair of bowl appearances in 1989 and 1994.

► He coached the secondary at Virginia Military Institute in 1995 before returning to his alma mater, where he coached

the Colorado State receivers from 1996-2000. He moved into the role of co-offensive coordinator and quarterbacks coach and served in that capacity from 2001-07.

► With Hammerschmidt on staff, CSU appeared in seven bowl games and quarterback Bradlee Van Pelt earned Mountain West Conference Offensive Player of the Year accolades in 2002 and 2003. Eight of Hammerschmidt's pupils at CSU earned all-conference recognition.

► He coached wide receivers at Rice in 2008, and his one year with the Owls resulted in Jarrett Dillard becoming the first Owl to earn All-America honors from the Football Writers Association of America since 1958. Buoyed by the 20 touchdown receptions he made with Hammerschmidt as his position coach, Dillard finished his career as the NCAA's all-time leader with 59 career touchdown receptions.

► From there, Hammerschmidt served as assistant head coach and mentored the receivers and tight ends at Wyoming in 2009, then returned to Fort Collins, where he was passing game coordinator and receivers coach at Colorado State from 2010-11.

► He moved on to the NFL, where he was an offensive assistant with the Houston Texans from 2012-13. With Hammerschmidt on staff, the Texans set a franchise record with 26.0 points per game in 2012 as seven offensive players earned Pro Bowl invites. Arian Foster led the NFL with 17 touchdowns and ranked second in the AFC with 1,424 yards rushing while receiver Andre Johnson had 1,598 yards receiving and four touchdowns. Quarterback Matt Schaub earned Pro Bowl honors as did three offensive linemen: left tackle Duane Brown, left guard Wade Smith and center Chris Myers.

► Hammerschmidt returned to the college ranks in 2014 as running backs coach at the University of Houston. During his one season, the Cougars ranked second in American Athletic Conference in rushing offense with 183.8 yards per game and running back Kenneth Farrow led the league with 20 rushing touchdowns, ranked second with

1,037 rushing yards and was among the top 40 players in the nation by averaging 5.58 yards per carry.

PERSONAL

► Hammerschmidt has a daughter, Holly, and a son, Michael. He was married to the late Karen Hammerschmidt.

YEAR BY YEAR

Year	School	Position
1986	Colorado State	Student Assistant
1987	TCU	Graduate Assistant
1988-94	Duke	Outside Linebackers and Special Teams in 1988, Secondary from 1989-94
1995	VMI	Secondary
1996-2007	Colorado State	Receivers from 1996-2000 Co-Offensive Coordinator and QBs from 2001-07
2008	Rice	Receivers
2009	Wyoming	Assistant Head Coach, Receivers and Tight Ends
2010-11	Colorado State	Passing Game Coordinator, Receivers
2012-13	Houston Texans	Offensive Assistant
2014	Houston	Running Backs
2015-pres.	Oklahoma State	Safeties

BOWL GAMES

1989	All-American Bowl
1994	Hall of Fame Bowl
1997	Holiday Bowl
1999	Liberty Bowl
2000	Liberty Bowl
2001	New Orleans Bowl
2002	Liberty Bowl
2003	San Francisco Bowl
2005	Poinsettia Bowl
2008	Texas Bowl
2009	New Mexico Bowl
2016	Sugar Bowl
2016	Alamo Bowl

PROMINENT PUPILS

Arian Foster, Houston Texans
Chris Myers, Houston Texans
Duane Brown, Houston Texans
Wade Smith, Houston Texans
Andre Johnson, Houston Texans
Matt Schaub, Houston Texans
Owen Daniels, Houston Texans
James Casey, Houston Texans
Crockett Gilmore, Colorado State
Jarrett Dillard, Rice
James Casey, Rice
Bradlee Van Pelt, Colorado State
Pete Rebstock, Colorado State
Dallas Davis, Colorado State
Darran Hall, Colorado State
Geoff Turner, Colorado State
Jeremy Calhoun, Colorado State
Ray Farmer, Duke
Erwin Sampson, Duke





COACHING STAFF



OKLAHOMA STATE
COWBOYS



JOSH HENSON

OFFENSIVE LINE

SEVENTH YEAR AT OSU | 19TH YEAR OVERALL
OKLAHOMA STATE, 1998

► A two-time selection as one of the top 25 recruiters in the nation, Josh Henson returned to his alma mater in February of 2017 to coach the Oklahoma State offensive line.

► A four-year letterman at Oklahoma State from 1994-97, Henson has 18 years of coaching experience to his credit, including serving as offensive coordinator at Missouri under Gary Pinkel and serving as recruiting coordinator and tight ends coach under Les Miles at Oklahoma State and again at LSU. Included on his career resume are the 2008 national title at LSU, a pair of LSU recruiting classes that were ranked in the top 10 nationally and back-to-back SEC East titles from his time at Missouri.

► After serving in the role of offensive analyst under Mike Gundy in 2016, he accepted a job as assistant head coach/offensive line and run game coordinator at Arizona State in January of 2017 before coming back to OSU in his current role.

► As a player, Henson was a standout offensive lineman for the Cowboys who logged 37 starts over his four-year career. As a senior in 1997, he was a second-team All-Big 12 performer and was a leader for a Cowboy squad that went 8-4 and finished second in the Big 12 South.

► After graduating in 1998 with a degree in secondary education, Henson went straight into coaching, serving as a high school football coach in Kingfisher. In one season at Kingfisher, he helped guide the Yellowjackets to the Oklahoma state semifinals.

► He returned to OSU as a graduate assistant in 1999 and was elevated to tight ends coach and recruiting coordinator in 2001. As recruiting coordinator, Henson played a key role in OSU's 2003 signing class being ranked No. 15 in the nation by Rivals.com. A year earlier, Rivals.com rated the Cowboy class as the 26th-best in the country.

► When Les Miles left Oklahoma State for LSU, he took Henson with him to Baton Rouge and Henson again served as tight ends coach and recruiting coordinator. As LSU's recruiting coordinator, Henson assembled a pair of top-10 recruiting classes in 2006 and 2007 that helped the Tigers win the BCS National Championship in 2008. For his efforts, Henson was ranked as one of college football's top 25 recruiters in 2006 and 2007 by *Rivals.com*.

► Henson moved on to Missouri in 2009 and during his time at Mizzou, he coached the Tiger offensive line before being elevated to offensive coordinator in 2013. As offensive coordinator, he helped the Tigers to a trip



to the Cotton Bowl at the end of the 2013 season and an appearance in the Citrus Bowl at the end of the 2014 season. From 2013-15, four of Henson's offensive linemen from Missouri were drafted into the NFL.

► Henson had five offensive linemen from his time at Missouri on active NFL rosters during 2016-17 season.

► In Henson's first year as offensive coordinator, Missouri ranked 13th nationally in scoring (after ranking 80th in 2012) at 39.1 points per game, 16th in total offense (96th in 2012) at just under 500 yards per game, 16th in rushing (88th in 2012) and 34th in passing efficiency, a year after ranking just 103rd nationally in that category.

PERSONAL

► A native of Tuttle, Okla., Henson and his wife Shauna have a son, Will, and a daughter, Kate.

YEAR BY YEAR

Year	School	Position
1998	Kingfisher HS	Assistant Coach
1999	Oklahoma State	Graduate Assistant
2001-04	Oklahoma State	Tight Ends Recruiting Coordinator
2005-08	LSU	Tight Ends Recruiting Coordinator
2009-12	Missouri	Co-Offensive Line
2013-15	Missouri	Offensive Coordinator Co-Offensive Line/ Tight Ends
2016	Oklahoma State	Offensive Analyst
2017-pres	Oklahoma State	Offensive Line

BOWL GAMES

2002	Houston Bowl
2004	Cotton Bowl
2004	Alamo Bowl

2005	Peach Bowl
2007	Sugar Bowl
2008	BCS National Championship Game
2008	Peach Bowl
2009	Texas Bowl
2010	Insight Bowl
2011	Independence Bowl
2014	Cotton Bowl
2014	Citrus Bowl
2016	Alamo Bowl

PROMINENT PUPILS

Billy Bajema, Baltimore Ravens
Tim Barnes, Los Angeles Rams
Evan Boehm, Arizona Cardinals
Justin Britt, Seattle Seahawks
Richard Dickson, Detroit Lions
Charlie Johnson, Indianapolis Colts
Connor McGovern, Denver Broncos
Mitch Morse, Kansas City Chiefs
Brandon Pettigrew, Detroit Lions
Keith Zinger, Atlanta Falcons



COACHING STAFF



OKLAHOMA STATE
COWBOYS



JASON MCENDOO

COWBOY BACKS

THIRD YEAR AT OSU | 18TH YEAR OVERALL
WASHINGTON STATE, 1998

► The 2011 American Football Coaches Association FCS Assistant Coach of the Year, Jason McEndoo spent 12 seasons as an assistant coach at Montana State prior to coming to Oklahoma State in February of 2015.

► At Oklahoma State, McEndoo coaches the Cowboy Backs - a flexible tight end/fullback hybrid position that is utilized in a number of ways within the construct of the offense.

► The play of McEndoo's Cowboy Backs in 2016 helped bring a significant improvement in the running game, as the Cowboys went from averaging 3.6 yards per carry and 126.8 yards per game in 2015 to averaging 4.5 yards per carry and 171.0 yards per game in 2016. Oklahoma State had two games of 200 yards rushing in 2015 but had five such games in 2016.

► In addition to their blocking work, the Cowboy Backs have combined to catch 30 passes for 449 yards and three touchdowns. The Cowboy Backs of 2016 have also performed well in the classroom, as Blake Jarwin, Keenen Brown and Britton Abbott were all named to the Academic All-Big 12 team.

► Coached directly by McEndoo, Blake Jarwin earned first-team All-Big 12 honors for the first time in his career in 2015.

► During his first year in Stillwater, the Cowboys ranked seventh nationally in passing offense, 14th nationally in scoring offense, 17th nationally in yards per completion and ninth nationally in red zone offense. Additionally, the Pokes ranked in the top 25 nationally in fewest fumbles lost, pass efficiency, total offense and fewest turnovers lost.

► At one point of the 2015 season, Oklahoma State rattled off 10 straight games scoring 30 or more points. Included in that string were outbursts of 70 points at Texas Tech, 69 points vs. UTSA, 58 points vs. Kansas and 49 points vs. a TCU team that was ranked No. 5 in the country.

► McEndoo helped coach Montana State to five Big Sky Conference championships during his time in Bozeman.

► In 2014, Montana State ranked seventh among all FCS schools with 244.4 rushing yards per game, was ninth in the FCS with 488.6 yards of total offense per game and was 11th in the FCS with 38.2 points per game.

► McEndoo coached seven Bobcat All-Americans and 11 first team All-Big Sky selections, including Jeff Bolton, an All-America center who earned the 2005 Rimington Award as Division I-AA's top player at that position.

► He also coached 2010 consensus All-American Mike Person (a seventh round choice by San Francisco in the 2011 NFL Draft), and 2012 first-team All-Big Sky and honorable mention All-America choice Shaun Sampson.

► In 2011, two Bobcat O-linemen – Conrad Burbank and Alex Terrien – earned All-America honors.

► MSU's offensive front led the Big Sky in fewest sacks allowed in 2006 and 2008, and the Bobcats led the league in rushing yards in 2008.

► Under McEndoo's guidance, the offensive line was a leadership hub in the Bobcat program. At least one offensive lineman served as a team captain in 10 of McEndoo's 12 seasons.

► A native of Aberdeen, Wash., McEndoo was an offensive lineman at Washington State and earned All-Pac 10 honors in 1997. He graduated from Wazzu in 1998, then spent three seasons in the NFL with the Seattle Seahawks and New Orleans Saints. He finished out a master's degree from Whitworth in 2003.

► He coached high school football in Washington from 2000-02 before arriving at MSU in 2003.

PERSONAL

► McEndoo and his wife, Ruth, have a son, Luke, and three daughters – Elizabeth, Aubrie and Ainslee.

YEAR BY YEAR

Year	School	Position
2000-01	Lake Washington HS	Offensive Line
2002	Mt Spokane HS	Offensive Line
2003-14	Montana State	Offensive Line
2015-pres.	Oklahoma State	Cowboy Backs

POST-SEASON EXPERIENCE

2003	FCS Playoffs
2006	FCS Playoffs
2010	FCS Playoffs
2011	FCS Playoffs
2012	FCS Playoffs
2014	FCS Playoffs
2016	Sugar Bowl
2016	Alamo Bowl





COACHING STAFF



OKLAHOMA STATE
COWBOYS



GLENN SPENCER
DEFENSIVE COORDINATOR/LINEBACKERS
10TH YEAR AT OSU | 30TH YEAR OVERALL
GEORGIA TECH, 1987

► Glenn Spencer was promoted to defensive coordinator in January of 2013. He coached the Cowboy defensive line in 2008 and has coached the OSU linebackers from 2009 through the present.

► Oklahoma State has become one of the Big 12's elite teams with Spencer on the staff, as the Cowboys have amassed an 86-31 record since he came to Stillwater. OSU won a share of the Big 12 South title in 2010 and won the Big 12 outright in 2011. The Cowboys won a BCS bowl game in 2011 with a victory over Stanford in the Fiesta Bowl and made additional appearances in what are now referred to as New Year's Six bowl games in 2009 (Cotton Bowl), 2013 (Cotton Bowl) and 2015 (Sugar Bowl).

► Prior to Spencer's arrival in 2008, Oklahoma State had three 10-win seasons in its football history. The Cowboys have rattled off five 10-win seasons in the last seven years with Spencer on staff.

► Oklahoma State ranks third in the nation with 39 non-offensive touchdowns since 2010 and are third in America with 200 turnovers forced since 2010. Only Houston and Oregon have forced more during that time span.

► In 2016, the Cowboys forced 25 turnovers and took two of those back for defensive touchdowns. Sixteen different OSU players were directly involved in a turnover, either by intercepting a pass or by recovering a fumble.

► Spencer's 2015 Cowboy defense was among the most disruptive in America, ranking in the top 10 nationally in turnovers gained, defensive touchdowns and quarterback sacks and also ranking among the top 20 nationally in tackles for loss, passes intercepted and fumbles recovered.

► Three times during Spencer's time on staff (2008-present) has Oklahoma State ranked in the top five nationally in turnovers gained (2010, 2011 and 2013). The Cowboys of 2011 led the nation with 44 turnovers gained.

► A 2013 nominee for the Broyles Award given to the nation's top assistant coach, Spencer oversaw a significant improvement in Oklahoma State's defense from 2012 to 2013. In Spencer's first year as defensive coordinator, the Cowboys limited opponents to 21.6 points per game, down from 28.2 points per game the year before he took over. The Cowboys finished 2013 ranked in the top 25 nationally in scoring defense (19th), turnovers gained (fifth), passes intercepted (third), red zone defense (seventh), pass efficiency defense (sixth), tackles for loss (16th) and third-down conversion percentage defense (seventh) just one year after ranking in the top 25 nationally in only one of those categories (tackles for loss - 25th in 2012).

► The 2013 Cowboys ranked third in school history in yards per pass attempt defense and third in pass efficiency defense. OSU's 21 interceptions were the sixth-highest total in school history and its 60 pass breakups ranked seventh.

► Oklahoma State led the nation in turnover margin and fumbles recovered and ranked second in the nation in passes intercepted in 2011. OSU led the Big 12 in scoring defense in conference games and was 12th nationally in red zone defense.

► Defensive end Emmanuel Ogbah was a first-team All-American and Big 12 Defensive Player of the Year in 2015, just one year after earning Big 12 Defensive Lineman of the Year honors in 2014.

► Cornerback Justin Gilbert was an All-American and 2013 finalist for the Jim Thorpe Award given to the nation's top defensive back. He was joined by defensive tackle Calvin Barnett and linebacker Caleb Lavey on the 2013 first-team All-Big 12 squad as chosen by the Associated Press. Linebacker Shaun Lewis was a first-team All-Big 12 honoree as selected by the Big 12 coaches.

► Under Spencer's guidance, middle linebacker Orie Lemon exploded onto the national stage in 2010. A first-team All-Big 12 honoree, Lemon ranked third in the Big 12 and 18th in the nation with 10.2 tackles per game. His 101 solo tackles led the Big 12 and ranked third nationally. Lemon finished with 133 total tackles. In his three previous seasons combined prior to 2010, Lemon had 96 tackles.

► Before coming to OSU in 2008, he spent the previous three seasons as assistant head coach, recruiting coordinator and defensive backs coach at Duke.

► During his time with the Blue Devils, Spencer coached John Talley to first-team All-Atlantic Coast Conference honors in both 2005 and 2006. He did remarkable work on the recruiting front for Duke, helping the Blue Devils land the nation's No. 31 class in 2005 and the No. 36 class in 2006, according to *Scout.com*.

► Prior to his arrival at Duke, Spencer coached the defensive line at Georgia Tech in 2002 and 2003 and served as the Yellow Jackets' running backs coach in 2001. With Spencer coaching the defensive line, Georgia Tech ranked 12th nationally in rushing defense, 20th in total defense and 27th in scoring defense in 2003 and placed a pair of representatives on the All-ACC squad. Eric Henderson earned first-team recognition after leading the conference with 11 quarterback sacks and logging 24 tackles for loss, and Travis Parker earned honorable mention honors. In addition, Spencer coached Mansfield Wrotto to Freshman All-America honors.

► Spencer coached All-ACC tailback Joe Burns in 2001, helping Burns to become just the fifth 1,000-yard rusher in Yellow Jacket history.

► During his time with Georgia Tech, he coached the Yellow Jackets in the Silicon Valley Football Classic in 2002 and the Seattle Bowl in 2001. He helped Georgia Tech to an appearance in the 2003 Humanitarian Bowl, but did not coach in the game because he accepted the assistant head coach job at Duke following the regular season but prior to the bowl game.

► Prior to his time at Tech, Spencer spent 11 seasons at West Georgia, highlighted by a successful three-year run as head coach from 1998-2000. Spencer compiled a 28-7 record that included Gulf South Conference championships and NCAA Division II playoff appearances in 1998 and

2000. The American Football Coaches Association honored him as the NCAA Division II Region Coach of the Year in 1998 after he coached the Braves to a 10-2 record. He led the team to an 8-3 mark in 1999 and a 10-2 record in 2000 and left West Georgia with a Gulf South Conference-record .800 winning percentage.

► Spencer started his coaching career as an assistant at West Georgia in 1990. He coached the defensive line and linebackers for seven years before taking over as defensive coordinator in 1997 when the Braves captured the school's first Gulf South Conference title while establishing a single-season school record for scoring defense. Spencer was inducted into the West Georgia Hall of Fame in the summer of 2014.

PERSONAL

► A native of Douglasville, Ga., Spencer graduated from Lithia Springs High School before lettering four seasons as a defensive tackle at Georgia Tech from 1982-85. He helped the Yellow Jackets to a 9-2-1 mark and a 17-14 win over Michigan State in the All-American Bowl his senior year.

► A 1987 graduate of Georgia Tech with a bachelor's degree in management, Spencer has two sons, Luke and Abraham. He and his wife, ESPN reporter Jeannine Edwards Spencer, were married in July of 2013.

YEAR BY YEAR

Year	School	Position
1990-96	West Georgia	DL, LB
1997	West Georgia	Defensive Coordinator
1998-2000	West Georgia	Head Coach
2001	Georgia Tech	RB
2002-03	Georgia Tech	DL
2004-06	Duke	Assistant Head Coach/ Recruiting Coord./ DB
2008-pres.	Oklahoma State	DL in 2008 LB from 2009-present Co-Def. Coord. 2011-12, Def. Coord. from 2013-pres.

BOWL GAMES

2001	Seattle Bowl
2002	Silicon Valley Football Classic
2008	Holiday Bowl
2010	Cotton Bowl
2010	Alamo Bowl
2012	Fiesta Bowl
2013	Heart of Dallas Bowl
2014	Cotton Bowl
2015	Cactus Bowl
2016	Sugar Bowl
2016	Alamo Bowl

PROMINENT PUPILS

Anthony Hargrove, New Orleans Saints
Josh Furman, Denver Broncos
Justin Gilbert, Cleveland Browns
Eric Henderson, Cincinnati Bengals
Joe Burns, Buffalo Bills
Orie Lemon, Dallas Cowboys
Alfred Malone, Houston Texans
Emmanuel Ogbah, Oklahoma State
Vincent Rey, Cincinnati Bengals
Gerris Wilkinson, New York Giants



COACHING STAFF



OKLAHOMA STATE
COWBOYS



JOHN WOZNIAK

RUNNING BACKS

FIRST YEAR AT OSU | 19TH YEAR OVERALL
KNOX COLLEGE, 1999

► A member of two national championship staffs during his career, John Wozniak joined the Oklahoma State football staff as running backs coach in February of 2017.

► Formerly an offensive graduate assistant at Oklahoma State under Les Miles in 2004, Wozniak won his first national title while serving in an offensive quality control role under Miles at LSU in 2007, then claimed his second as a special teams analyst under Nick Saban at Alabama in 2012.

► Wozniak came to Oklahoma State from Southern Miss, where he spent the previous four seasons coaching wide receivers and special teams. When Todd Monken was hired as head coach of the Golden Eagles in 2013, he brought Wozniak along as part of his first staff and Wozniak was retained at USM after Monken left for the Tampa Bay Buccaneers in 2016.

► Wozniak helped build the Southern Miss passing attack into one of the most potent in Conference USA. The year before his arrival in Hattiesburg, the Golden Eagles were 0-12 and ranked 108th nationally in passing offense. By the time Wozniak finished his work there, USM went to back-to-back bowl games in his last two seasons and had the Golden Eagles passing offense ranked 12th in the nation in 2015 and 16th in the nation in 2016. Southern Miss ranked in the top 25 nationally in total offense in both of those seasons as well (12th in 2015 and 21st in 2016).

► Under Wozniak's guidance, Mike Thomas ranked in the top 10 nationally in receiving yards, receiving yards per game and receiving touchdowns in 2015 and Allenzae Stagers ranked in the top 25 nationally in both receiving yards and yards per reception in 2016.

► As a recruiter, Wozniak helped Southern Miss sign Gatorade Player of the Year honorees from the state of Alabama in both 2013 (quarterback Nick Mullens) and 2017 (receiver Jaylond Adams). Mullens went on to break many of Brett Favre's records at USM.

► A decorated quarterback and receiver during his playing days at Knox College, Wozniak graduated in 1999 with degrees in physics and secondary education, then was immediately hired on as the tight ends and punters

coach. The very next year – just one year removed from graduation - he was promoted to offensive coordinator, a role in which he served for four years before he moved to Stillwater to join Les Miles' Oklahoma State staff in 2004.

► He followed Miles to Baton Rouge as a graduate assistant in 2005 before accepting a full-time position as tight ends and special teams coach at Georgia Southern in 2006. During his one season there, the Eagles led the Southern Conference and ranked 14th nationally in kickoff returns.

► Miles brought Wozniak back to LSU in an offensive quality control position in 2007, and Wozniak's behind-the-scenes contributions helped the Tigers rank 11th nationally in rushing offense and scoring offense en route to winning the BCS national championship.

► A return to full-time coaching followed for Wozniak, who coached tight ends and special teams at Montana State in 2008. Under Wozniak's coaching, tight end Brandon Bostick led the team in touchdowns and was third in receptions despite playing in just seven games. Punter Erik Fisher ranked 15th nationally by averaging 41.8 yards per kick, and kicker Jason Cunningham was 13-of-19 on field goal attempts. All three players earned all-conference honors that year. Additionally, the Bobcats blocked five punts during the season.

► One-year stops at Memphis (special teams coordinator in 2009), West Georgia (offensive coordinator in 2010) and UAB (running backs coach in 2011) led Wozniak to Tuscaloosa, where he helped Alabama to a 13-1 season and a BCS national championship as a special teams analyst in 2012.

PERSONAL

► Wozniak is married to the former Jessica Swaye.

YEAR BY YEAR

Year	School	Position
1999	Knox College	Tight Ends/Punters
2000-03	Knox College	Offensive Coordinator
2004	Oklahoma State	Offensive Grad Assistant
2005	LSU	Offensive Grad Assistant
2006	Georgia Southern	Tight Ends/Special Teams
2007	LSU	Offensive Quality Control
2008	Montana State	Tight Ends/Special Teams
2009	Memphis	Special Teams Coordinator
2010	West Georgia	Offensive Coordinator
2011	UAB	Running Backs
2012	Alabama	Special Teams Analyst
2013-16	Southern Miss	WRs/Special Teams
2017-pres.	Oklahoma State	Running Backs

BOWL GAMES

2005	Peach Bowl
2007	BCS National Championship
2012	BCS National Championship
2015	Heart of Dallas Bowl
2016	New Orleans Bowl

PROMINENT PUPILS

Mike Thomas, Los Angeles Rams
Casey Martin, Southern Miss
Allenzae Stagers, Southern Miss
Darrin Reaves, Kansas City Chiefs
Carson Tinker, Jacksonville Jaguars
Jeremy Shelley, Atlanta Falcons
Corey Acosta, San Francisco 49ers





COACHING STAFF



OKLAHOMA STATE
COWBOYS



MIKE YURCICH

OFFENSIVE COORDINATOR/QUARTERBACKS
FIFTH YEAR AT OSU | 19TH OVERALL
CALIFORNIA (PA.), 1999

► Mike Yurcich joined the Oklahoma State coaching staff as offensive coordinator and quarterbacks coach in February of 2013 after serving as offensive coordinator at Shippensburg University from 2011-12.

► A 2016 nominee for the Broyles Award presented to the nation's top assistant coach, Yurcich oversaw an Oklahoma State offense that was one of only two from the Power Five conferences to produce a 4,000-yard passer (Mason Rudolph), a 1,000-yard rusher (Justice Hill) and a 1,000-yard receiver (James Washington).

► Three of Yurcich's four years in Stillwater have resulted in 10-win seasons for Oklahoma State and three of Yurcich's four years at Oklahoma State have produced top-10 seasons for total offense in school history. The Cowboys ranked among the top 10 nationally in passing offense in 2015 and 2016.

► Yurcich has coached one of the nation's most productive offenses since coming to Stillwater. In his four seasons with the Cowboys, OSU averages 36.2 points and 450.6 yards of total offense per game.

► Under Yurcich's guidance, quarterback Mason Rudolph joined Brandon Weeden as the only two quarterbacks in Oklahoma State history with multiple 3,000-yard passing seasons, as Rudolph passed for 3,770 yards in 2015 and 4,091 yards in 2016.

► Ball security has been a staple of the Cowboy offense under Yurcich, as OSU has ranked in the top 10 nationally in fewest fumbles lost three times in Yurcich's four years and the Cowboys led the FBS in interception avoidance in 2016. Mason Rudolph set school records for both interception avoidance and touchdown-to-interception ratio in 2016.

► From 2015 to 2016, there was a substantial uptick in the running game, as the Cowboys went from averaging 3.6 yards per carry and 126.8 yards per game in 2015 to averaging 4.5 yards per carry and 171.0 yards per game in 2016. Oklahoma State had two games of 200 yards rushing in 2015, but had five such games in 2016. Justice Hill led all FBS freshmen with 1,142 rushing yards in 2016.

► In 2015, the Cowboys ranked seventh nationally in passing offense, 14th nationally in scoring offense, 17th nationally in yards per completion and ninth nationally in red zone offense. Additionally, the Pokes ranked in the top 25 nationally in fewest fumbles lost, pass efficiency, total offense and fewest turnovers lost.

► Going against convention in 2015, Yurcich coordinated a two-quarterback system that worked spectacularly and was a central reason for Oklahoma State earning the Big 12's berth into the Sugar Bowl. Mason Rudolph ranked 17th nationally in passing yards and seventh nationally in yards per pass completion. J.W. Walsh was responsible for 156 points despite having only 162 total offense attempts (0.92 points responsible for per total offense attempt). Rudolph and Walsh combined to throw 34 touchdown passes.

► At one point of the 2015 season, Oklahoma State rattled off 10 straight games scoring 30 or more points. Included in that string were outbursts of 70 points at Texas Tech, 69 points vs. UTSA, 58 points vs. Kansas and 49 points vs. a TCU team that was ranked No. 5 in the country.

► In his first year at OSU, the Cowboys ranked 14th nationally by averaging 39.1 points per game. OSU scored 40 or more points six times and 50 or more points four times.

► Balance was a strong suit for the OSU offense during Yurcich's first year as offensive coordinator, as 14 different players scored an offensive touchdown during the 2013 regular season. The Cowboys finished the regular season with 503 rushing attempts and 484 passing attempts.

► Oklahoma State was one of only three teams in the nation to record a game with 500 passing yards and a game with 300 rushing yards during the 2013 season, then they repeated that feat again in 2016.

► Yurcich was at the reins for an Oklahoma State first when the Cowboys beat Iowa State, 58-27, and No. 15 Texas Tech, 52-34, in consecutive weeks to mark the first time in the history of the program that OSU scored 50 points or more in back-to-back road games.

► With Yurcich serving as his position coach, OSU quarterback Clint Chelf ranked eighth nationally with an adjusted QBR of 83.9. Chelf was a two-time selection as Big 12 Player of the Week and was a second-team All-Big 12 honoree selected by the Associated Press and the Big 12 coaches.

► Oklahoma State scored 35 rushing touchdowns during the 2013 regular season, a mark that ranked the Cowboys second in the Big 12 and 15th nationally.

► In 2014, Yurcich oversaw an offense that produced Big 12 Offensive Newcomer of the Year Tyreek Hill and ranked in the top 10 nationally in red zone offense and fewest fumbles lost.

► Yurcich helped re-write the record books at Shippensburg. His first team set school records for points, touchdowns, total plays, first downs and total offense. His second team led the NCAA (Division II) in total offense (529.2 yards per game), and was second nationally in scoring (46.9 points per game) and passing offense (387.7 yards per game) during an 11-2 season.

► With Yurcich serving as his position coach, Shippensburg quarterback Zach Zulli won the 2012 Harlon Hill Award as the top player in Division II. Zulli set NCAA Division II records by accounting for 336 points and 56 touchdowns and tied the national record with 54

touchdown passes. Zulli ranked fourth in Division II in passing yards per game (365.2), third in total offense (382.4) and fifth in passing efficiency with a rating of 165.3

► Shippensburg scored 40 or more points 16 times in 24 games with Yurcich calling the plays from 2011-12.

► Before coaching at Shippensburg, Yurcich spent time at Edinboro University from 2006-2010, where he served as offensive coordinator and coached quarterbacks and receivers. During his tenure at Edinboro, Yurcich coached All-America quarterback Trevor Harris, a four-time all-Pennsylvania State Athletic Conference West selection who signed a free agent contract with the NFL's Jacksonville Jaguars.

► Edinboro had back-to-back nine win seasons in 2008 and 2009. The Fighting Scots advanced to the 2009 NCAA Division II football playoffs where Harris set a Division II playoff record with 630 passing yards against West Liberty.

► Edinboro averaged at least 30 points per game from 2007-09 and consistently ranked among Division II's top offenses with Yurcich calling plays.

► Yurcich is a 1999 graduate of California University in Pennsylvania. He spent three seasons as the school's starting quarterback and was a two-year captain. He began his playing career at Mount Union College. He earned a degree in psychology at California and a master's degree in education from St. Francis, where he picked up a school counseling license.

PERSONAL

► Yurcich is a native of Euclid, Ohio. His wife, Julie, was an All-America cross country athlete at Edinboro. They have two sons: Jack and Clay.

YEAR BY YEAR

Year	School	Position
1999-2002	Saint Francis (Ind.)	RB in 1999, QBs/JV from 2000-01, Offensive Coord./QBs/JV in 2002
2003-04	Indiana	Offensive Grad Assistant
2005-10	Edinboro	QB/WR in 2005, Offensive Coord./ QBs, WR from 2006-10
2011-12	Shippensburg	Offensive Coord./QBs
2013-pres.	Oklahoma State	Offensive Coord./QBs

BOWL GAMES

2014	Cotton Bowl
2015	Cactus Bowl
2016	Sugar Bowl
2016	Alamo Bowl

PROMINENT PUPILS

Clint Chelf, Oklahoma State
Trevor Harris, Edinboro
Zach Zulli, Shippensburg



COACHING STAFF



OKLAHOMA STATE
COWBOYS



ROB GLASS

ASST. A.D./SPEED, STRENGTH AND CONDITIONING
23RD YEAR AT OSU | 32ND OVERALL
OKLAHOMA STATE 1984

► Rob Glass is in the 13th year of his second stint as assistant athletic director for speed, strength and conditioning at his alma mater and is one of the central figures in the success of the program.

► Glass, one of the most recognized and preeminent strength and conditioning experts in college athletics, returned to OSU after a 10-year stint at Florida. He first worked for the Cowboys as both a football graduate assistant coach and strength coach from 1986-95 and his current tenure brings his total to 22 years at Oklahoma State.

► During his career, Glass has worked with two Heisman Trophy winners (Barry Sanders and Danny Wuerffel), a Golden Spikes Award winner (Robin Ventura), a Thorpe Award winner (Lawrence Wright) a two-time Biletnikoff Award winner (Justin Blackmon), a Lou Groza Award winner (Dan Bailey) and a Ray Guy Award winner (Matt Fodge) in addition to 19 first-round NFL draft picks and three first-round NBA draft picks as well as countless All-Americans and Olympians.

► After earning his bachelor's degree from Oklahoma State in 1984, Glass served on Pat Jones' football staff as a graduate assistant coach. He was named head strength coach at OSU in 1989 and served in that capacity until 1995, when he accepted a position as coordinator of strength and conditioning at Florida. He became Florida's director of strength and conditioning in 1998.

► In May of 2002, Glass was named a Master Strength and Conditioning Coach, the highest honor that can be achieved as a strength and conditioning coach, by the National Conference of Collegiate Strength and Conditioning Coaches Association.

► Glass has been associated with 23 bowl teams since 1987, including the Sugar, Fiesta, Cotton, Alamo and Holiday at Oklahoma State and 10 bowls at Florida, including the 1996 Fiesta Bowl, two Orange Bowls and two Sugar Bowls. He was at Florida for a national



championship and worked with two Gator squads that played in the national title game. He worked with four UF teams that played in the SEC championship game.

► At Oklahoma State, Glass has been instrumental in the development of All-Americans Barry Sanders, Thurman Thomas, Dez Bryant, Kendall Hunter, Brandon Pettigrew, Russell Okung, Justin Blackmon, Levy Adcock, Quinn Sharp, Justin Gilbert, Emmanuel Ogbah and Jason Gildon.

► At Florida, he worked with Fred Taylor, Jevon Kearse, Gerard Warren, Kenyatta Walker, Rex Grossman and Lito Sheppard, all of whom were first-round draft picks in the National Football League.

PERSONAL

► Glass was born July 3, 1961, in Newkirk, Okla. He is married to the former Laurie Lipe, and they have two children, Garrison and Jared.

YEAR BY YEAR

Year	Employer	Position
1986-88	Oklahoma State	Graduate Assistant
1989-95	Oklahoma State	Head Strength Coach
1995-98	Florida	Coordinator of Strength and Conditioning
1998-2004	Florida	Director of Strength and Conditioning
2005-pres.	Oklahoma State	Assistant Athletic Director, Speed, Strength and Conditioning

BOWL GAMES

1987	Sun Bowl
1988	Holiday Bowl
1996	Fiesta Bowl
1997	Sugar Bowl
1998	Citrus Bowl
1999	Orange Bowl
2000	Citrus Bowl
2001	Sugar Bowl
2002	Orange Bowl
2003	Outback Bowl
2004	Outback Bowl
2004	Peach Bowl
2006	Independence Bowl
2007	Insight Bowl
2008	Holiday Bowl
2010	Cotton Bowl
2010	Alamo Bowl
2012	Fiesta Bowl
2013	Heart of Dallas Bowl
2014	Cotton Bowl
2015	Cactus Bowl
2016	Sugar Bowl
2016	Alamo Bowl

PROMINENT PUPILS

Barry Sanders, Detroit Lions
Danny Wuerffel, New Orleans Saints
Thurman Thomas, Buffalo Bills
Russell Okung, Denver Broncos
Justin Blackmon, Jacksonville Jaguars
Dez Bryant, Dallas Cowboys
Brandon Weeden, Dallas Cowboys
Brandon Pettigrew, Detroit Lions
Justin Gilbert, Cleveland Browns
Kendall Hunter, San Francisco 49ers
Emmanuel Ogbah, Cleveland Browns
Jevon Kearse, Tennessee Titans
Fred Taylor, New England Patriots
Jason Gildon, Pittsburgh Steelers
Lito Sheppard, New York Jets
Rex Grossman, Houston Texans
Ike Hilliard, Tampa Bay Buccaneers



ANALYSTS



OKLAHOMA STATE
COWBOYS



BILL CLAY

DEFENSIVE ANALYST

SEVENTH YEAR AT OSU | 49TH YEAR OVERALL
ARKANSAS, 1963

► Bill Clay has spent nearly a half-century coaching football and has served as defensive coordinator at seven Division I schools, including Oklahoma State from 2001-04.

► During his distinguished career, Clay held the defensive coordinator title at Southern Mississippi, SMU, Temple, Mississippi State, UTEP, UAB and Oklahoma State. Additionally, he served as an assistant at Virginia, Virginia Tech, the Tampa Bay Buccaneers, Louisiana Tech, Texas A&M, Samford and Blinn College.

PERSONAL

► Clay and his wife, Marimarlene, have four grown daughters, Christina Long, Kimberly Bennett, Amanda Donohue and Kelly Atwood.

YEAR BY YEAR

Year	School	Position
1965-68	Ganby HS	Coach
1969-71	Virginia	Assistant Coach
1972	Virginia Tech	Linebackers
1973-74	South Carolina	Linebackers
1976-79	Southern Mississippi	Assistant Coach
1980-81	Southern Mississippi	Defensive Coordinator
1982-86	SMU	Defensive Coordinator
1987	Tampa Bay Buccaneers	Defensive Assistant
1988	Temple	Defensive Coordinator
1989-90	Mississippi State	Assistant Coach
1991-95	Mississippi State	Defensive Coordinator
1996	UTEP	Defensive Coordinator
1997-2000	UAB	Defensive Coordinator/ Linebackers
2001-04	Oklahoma State	Defensive Coordinator
2005	Louisiana Tech	Inside Linebackers
2006-07	Texas A&M	Safeties
2008-10	Samford	Linebackers
2011	Blinn College	Defensive Coordinator
2015-pres.	Oklahoma State	Defensive Analyst

BOWL GAMES

1980	Independence Bowl
1981	Tangerine Bowl
1982	Cotton Bowl
1983	Sun Bowl
1984	Aloha Bowl
1991	Liberty Bowl
1993	Peach Bowl
1994	Peach Bowl
2002	Houston Bowl
2003	Cotton Bowl
2004	Alamo Bowl
2006	Holiday Bowl
2016	Sugar Bowl
2016	Alamo Bowl



OKLAHOMA STATE
COWBOYS



A.J. RICKER

OFFENSIVE ANALYST

FIRST YEAR AT OSU | 11TH YEAR OVERALL
MISSOURI, 2004

► A.J. Ricker joined the Oklahoma State staff as an offensive analyst in March of 2017. He had previously served as offensive line coach at Illinois and Missouri, among other stops.

► In 2014, he helped coach Missouri to an 11-3 overall record, the SEC East title and to a win in the Citrus Bowl.

► As a player, Ricker was a three-time All-Big 12 offensive lineman at Missouri from 2001-03. He started 47 consecutive games at center and then went on to play professionally for two years before getting into coaching.

PERSONAL

► Ricker is married to the former Lauren Mattaliano. They have a son, Andrew.

YEAR BY YEAR

Year	School	Position
2006-07	Western Michigan	Graduate Assistant
2008	Western Michigan	Offensive Line
2009	St. Joseph's (Ind.)	Offensive Line
2010	St. Joseph's (Ind.)	Head Coach
2011-12	Western Michigan	Run Game Coordinator/ Offensive Line
2013	Illinois	Offensive Line
2014-15	Missouri	Offensive Line
2017-pres.	Oklahoma State	Offensive Analyst

BOWL GAMES

2003	Independence Bowl
2007	International Bowl
2008	Texas Bowl
2011	Little Caesars Pizza Bowl
2015	Citrus Bowl



OKLAHOMA STATE
COWBOYS



BRIAN VANGORDER

DEFENSIVE ANALYST

FIRST YEAR AT OSU | 29TH YEAR OVERALL
WAYNE STATE, 1992

► A former defensive coordinator for the Atlanta Falcons, Notre Dame, Georgia and Auburn, among others, Brian VanGorder has 28th years of coaching experience to his credit.

► Included on his career résumé are head coaching stops at Wayne State (1992-94) and at Georgia Southern (2006).

► His four-year tenure as defensive coordinator for the Atlanta Falcons is included among his seven years of NFL coaching experience that also include stops coaching linebackers for the Jacksonville Jaguars and the New York Jets.

► In addition to the four NFL playoff teams he coached, VanGorder has helped coach his teams to appearances in the Sugar Bowl, the Fiesta Bowl, the Capital One Bowl and the Outback Bowl, among others.

PERSONAL

► Brian VanGorder is married to the former Ruth Jones. His children are Molloy, Morgan, Mack, Montgomery, Malone and Freddie.

YEAR BY YEAR

1989-90	Grand Valley State	Linebackers
1991	Grand Valley State	Defensive Coordinator/ Linebackers
1992-94	Wayne State	Head Coach
1995-96	Central Florida	Linebackers/ Special Teams Coord.
1997	Central Florida	Assistant Head Coach/ Defensive Coordinator
1998-99	Central Michigan	Defensive Coordinator
2000	Western Illinois	Defensive Coordinator/ Linebackers
2001-04	Georgia	Defensive Coordinator/ Linebackers
2005	Jacksonville Jaguars	Linebackers
2006	Georgia Southern	Head Coach
2007	Atlanta Falcons	Linebackers
2008-11	Atlanta Falcons	Defensive Coordinator
2012	Auburn	Defensive Coordinator
2013	New York Jets	Linebackers
2014	Notre Dame	Defensive Coordinator/ Inside Linebackers
2015-16	Notre Dame	Defensive Coordinator
2017-pres.	Oklahoma State	Defensive Analyst

POST-SEASON GAMES

1989	FCS Playoffs
1990	FCS Playoffs
1991	FCS Playoffs
2000	FCS Playoffs
2001	Music City Bowl
2002	Sugar Bowl
2003	Capital One Bowl
2004	Outback Bowl
2005	NFL Playoffs
2008	NFL Playoffs
2010	NFL Playoffs
2011	NFL Playoffs
2014	Music City Bowl
2015	Fiesta Bowl



FOOTBALL OPERATIONS AND RECRUITING STAFF



OKLAHOMA STATE
COWBOYS



MACK BUTLER

DIRECTOR OF FOOTBALL OPERATIONS
13TH YEAR AT OSU | 46TH OVERALL
CENTRAL OKLAHOMA, 1972

► Mack Butler returned to Stillwater from Louisiana State University in 2009. He had served as LSU's assistant athletic director for football administration from 2005-08, when he accompanied former Oklahoma State head coach Les Miles to Baton Rouge. From 2001 to 2004 he had served as OSU's director of football operations.

► In 2014, he was recognized as *FootballScoop's* Director of Football Operations of the Year.

► He has served as a district representative on the Director of Football Operations National Committee since 2007.

► Butler has been part of 20 bowl teams during his career in college football, including a BCS national champion squad in 2007 with LSU.

► From 1989 to 1999 Butler was an assistant coach at Tulsa before becoming the director of operations for the Golden Hurricane in 2000. Butler first arrived in Stillwater in 2001 to serve as the operations director for Oklahoma State.

► He began his career as a high school coach with stops at Stigler, McAlester and Wilburton before joining the staff at Northeastern Oklahoma A&M Junior College, where he served as the secondary coach and recruiting coordinator. While at NEO, he was part of the undefeated 1986 NJCAA national championship team.

► During his time in the Oklahoma high school coaching ranks, Butler served as head coach in the 1985 all-state game.

► A native of Fairfax, Okla., Butler is an experienced and highly respected administrator, and a member of the Oklahoma Football Coaches Association Hall of Fame. He is a 1972 graduate of the University of Central Oklahoma and earned a master's degree in administration from Southeastern Oklahoma State in 1986.

► Butler and his wife Jacque have four children.



DANIELLE CLARY
Coach Gundy Assistant



SHARLA CURTIS
Recruiting Assistant



OKLAHOMA STATE
COWBOYS



JOHNNY BARR

DIRECTOR OF RECRUITING
14TH YEAR AT OSU | 45TH OVERALL
OKLAHOMA, 1970

► Johnny Barr is in the ninth year of his third tenure in Stillwater after returning to the Cowboy staff in 2009. He serves as director of recruiting. Barr was co-defensive coordinator and linebackers coach under Bob Simmons at Oklahoma State in 1995 and 1996 and was the Cowboys' outside linebackers coach under Pat Jones from 1986-88.

► Barr returned to OSU after serving as coordinator of on-campus recruiting at Texas A&M from 2004-07.

► Barr is well-known in Big 12 circles. In addition to his first two stints at Oklahoma State and his time at Texas A&M, he also coached linebackers at Oklahoma from 1989-94 and at Kansas in 2001 before moving on to coach safeties at Texas Tech in 2003.

► His career path has also taken him to stops at Arizona State, where he coached linebackers from 1997-2000, Texas State, where he was defensive coordinator and secondary coach from 1983-85, and Lamar, where he coached the secondary from 1979-82.

► Barr entered the coaching profession as freshman receivers coach at Oklahoma in 1970 before moving on to become a varsity assistant coach at Lufkin (Texas) HS from 1971-72 and Clear Creek (Texas) HS from 1973-74. He was offensive coordinator at Navarro Junior College from 1975-78 before getting into the Division I coaching level at Lamar.

► Barr has been part of 20 bowl teams in his career.

► Barr was a three-year letterman at Atlanta High School in Texas and was an all-state quarterback and all-east Texas. He played college football at Oklahoma and set Bluebonnet Bowl records as a receiver for most receptions, most touchdown catches and most points scored in that bowl game.

► Barr graduated from the University of Oklahoma in 1970 with a degree in business education. He is married to the former Christi Groce. Barr has four children, twins Allie and Caroline Barr, and OSU grad Stephanie Stallsmith and Stacy Bruce.



OKLAHOMA STATE
COWBOYS



ROD JOHNSON

ASST. DIRECTOR OF FOOTBALL OPERATIONS
12TH YEAR AT OSU AND OVERALL
N.C. STATE, 2003

► Rod Johnson joined the Oklahoma State football staff in May of 2012 after spending the previous six years working in the OSU compliance and academics offices. He is involved in the daily functions of Cowboy football.

► Johnson was a defensive back at North Carolina State from 1998-2003.

► Johnson interned in the N.C. State compliance office during the 2003-04 school year before accepting a full-time job as assistant director of compliance in August of 2004. He held that post until coming to Oklahoma State in January of 2006.

► A native of La Marque, Texas, Johnson and his wife, Shanna, have two sons, Skyy and Zayden.



OKLAHOMA STATE
COWBOYS



MIKE GROCE

ASST. DIRECTOR OF FOOTBALL RECRUITING
SIXTH YEAR AT OSU | 13TH OVERALL
SE OKLA. STATE, 2005

► Mike Groce serves as assistant director of football recruiting. He came to OSU after spending two seasons as director of football operations and on-campus recruiting coordinator at Texas State.

► Groce previously served Oklahoma State football as a volunteer recruiting assistant in 2010.

► He was a recruiting assistant at Texas A&M from 2005-07 before moving into operations from 2008-09.

► Groce went to Texas A&M after playing baseball at Southeastern Oklahoma State, where he was a pitcher.

► He graduated from Southeastern Oklahoma State in 2005 with a degree in health, physical education and recreation.

► Groce's father, Ike Groce, served as OSU's head women's tennis coach from 1979-85.



FOOTBALL SUPPORT STAFF



MORRIS BERGER
Quality Control



FORREST BUCKNER
Graphic Design



GARY CALCAGNO
Athlete Performance



CARSON CRAMER
Graduate Assistant



CHRIS DEAL
Digital Media



DR. MATT DUMIGAN
Team Orthopedic Surgeon



STEVE HAUSER
Graduate Assistant



CHARLES HEWITT
Sports Nutritionist



ANTHONY HIBBERT
Athlete Performance



DR. VAL GENE IVEN
Team Physician



NIKKI JONES
Academics



ZACH LACROSS
Athletic Trainer



LEN MAGBY
Equipment



MARILYN MIDDLEBROOK
Associate AD/Academics



SCOTT PARKER
Athletic Trainer



DR. MARK PASCALE
Team Orthopedic Surgeon



JON PICKLE
Quality Control



ZACK RAMSEY
Video



REMINGTON REBSTOCK
Graduate Assistant



CHAD ROBINSON
Staff Assistant



DREW SCHLOSSER
Graphic Design



ANDRE SEXTON
Graduate Assistant



KODY SMITH
Assistant Video Coordinator



MARK SMITH
Athlete Performance



JOHN STEMME
Director of Athletic Training



BENI TONGA
Player Development



JOEL TUDMAN
Athlete Performance



JUSTIN WILLIAMS
Equipment



WILL WRIGHT
Quality Control



The Cowboys

Quarterback Mason Rudolph and receiver James Washington were ranked as the top two fourth-year players in the country by ESPN.com during the preseason. Mel Kiper ranks Rudolph as the nation's top senior quarterback and Washington as the nation's top senior receiver.





PLAYER BIOS



OKLAHOMA STATE
COWBOYS



41 BRITTON ABBOTT

COWBOY BACK | 6-2 | 255 | R-JUNIOR
LIBERAL, KAN./LIBERAL

2016 First-Team Academic All-Big 12

Walk-on who started out on the scout team and has earned a role on Saturdays.

2016 (Sophomore): A First-Team Academic All-Big 12 selection ... Played in every game with the exception of the Baylor game, seeing action on special teams and on offense ... Saw the bulk of his offensive action as a blocking fullback ... Made a tackle in the season opening win over Southeastern Louisiana.

2015 (Freshman): Saw action late against UTSA and Kansas, but did not record any statistics.

2014: Redshirt.

High School: Attended Liberal HS in Liberal, Kan., where he was coached by Cliff Abbott ... A Class 5A all-state honoree as a junior and again as a senior ... Honored as the Class 5A Kansas player of the year his senior year ... Played quarterback, and passed for 3,000 yards, rushed for 1,200 yards and was responsible for 49 touchdowns as a senior ... Member of the National Honor Society who maintained a 3.5 grade point average ... Also played basketball and track and field and competed in power lifting ... Participated with the Fellowship of Christian Athletes.

Personal: Britton Abbott was born Oct. 25, 1995, in Tulsa ... Son of former New York Giant Cliff Abbott, who played his college ball at Tulsa, and Shari Abbott ... Brothers Bo and Blake Abbott both played football at Tulsa ... Management and marketing major.

Abbott's Career Stats

Year	GP	UT-AT-TT	TFL	Sacks	INT	PBU	QBH	FF	FR	BK
2015	2	0-0-0	0	0	0	0	0	0	0	0
2016	12	1-0-1	0	0	0	0	0	0	0	0
Career	14	1-0-1	0	0	0	0	0	0	0	0



OKLAHOMA STATE
COWBOYS



9 GYASI AKEM

LINEBACKER | 6-2 | 239 | SENIOR
BROKEN ARROW, OKLA./BROKEN ARROW

Pronounced JAH-see ah-KEM

Career Highs

Tackles	6 vs. Texas Tech, 2016
Sacks	No career sacks
TFL	1.0, twice, last vs. Pittsburgh, 2016

A high-energy linebacker who has made the bulk of his contributions on special teams.

2016 (Junior): Played in every game, recording 21 tackles with 12 solo stops ... Played mostly on special teams but saw an increased role on defense as the season went on ... Forced a fumble in OSU's win at Kansas State ... Made at least one tackle in nine games and at least three tackles in four games ... Had a season-high six tackles in the Cowboys' win over Texas Tech ... Credited with a tackle for loss in OSU's win over Pitt and a half-tackle for loss in the season finale at OU.

2015 (Sophomore): Saw action in eight games and logged nine tackles, including a high of three while playing meaningful reps vs. UTSA ... Saw the bulk of his reps on special teams ... Logged a tackle for loss against Central Arkansas.

2014 (Freshman): Played in 10 games as a true freshman, primarily on special teams ... Saw action against every opponent except Texas, Baylor and Washington ... Recorded nine total tackles, all of which were solo stops ... Recorded a pair of tackles in the TCU and Missouri State games ... Also made a tackle in his first college game against Florida State.

High School: Coached by Steve Spavital at Broken Arrow ... Finished his senior season with 67 tackles, including 46 solo stops, 10 tackles for loss, one sack, an interception, two fumble recoveries and one fumble return for a touchdown ... As a junior he recorded 75 tackles, 44 solo stops, three sacks, an interception and a fumble recovery ... *The Oklahoman* first team all-state, *Tulsa World* honorable mention all-state, *Tulsa World* honorable mention all-metro, first team all-district 2-6A, *Scout* top 300 recruit ... Also competed in track, qualifying for the 2013 state meet ... Active in FCA, student council and All Sports Leadership Conference ... Held reported scholarship offers from Oklahoma, Clemson, Tennessee, Kansas State, TCU, Mississippi, Missouri, Baylor and Texas Tech, among others.

Personal: Gyasi Tabe Akem was born Nov. 9, 1995, in Tulsa, Okla. ... Son of Ina Jones and Isaac Akem ... Majoring in political science.

Akem's Career Stats

Year	GP	UT-AT-TT	TFL	Sacks	INT	PBU	QBH	FF	FR	BK
2014	10	9-0-9	0	0	0	0	0	0	0	0
2015	8	4-5-9	1.0	0	0	0	0	0	0	0
2016	13	12-10-22	1.5	0	0	0	0	1	0	0
Career	31	25-15-40	2.5	0	0	0	0	1	0	0



OKLAHOMA STATE
COWBOYS



10 TYRELL ALEXANDER

WIDE RECEIVER | 6-1 | 180 | R-FRESHMAN
LANCASTER, TEXAS/LANCASTER

A promising receiver who redshirted last season.

2016: Redshirt.

High School: Played for coach Chris Gilbert at Lancaster High School ... A versatile player who saw time at multiple positions ... Tallied 592 offensive yards and scored seven touchdowns as a senior ... Totals from his junior season included 1,147 rushing yards and 10 touchdowns on 158 carries and 719 passing yards and seven touchdowns on 49-for-91 passing ... Named first team all-district as a utility player ... Also competed in track and field ... Involved with High School Heroes and the Society of Gentlemen.

Personal: Tyrell Alexander was born Nov. 16, 1997, in Morgan City, La. ... Son of Shacquin Alexander ... Psychology major.



OKLAHOMA STATE
COWBOYS



49 MATT AMMENDOLA

KICKER | 5-9 | 195 | R-SOPHOMORE
LANSDALE, PA./NORTH PENN

2016 First-Team Academic All-Big 12

Career Highs

Longest FG	53 vs. Central Michigan, 2016
Most FG Made	1 vs. Central Michigan, 2016

A walk-on who handled vast majority of OSU's kickoff duties in 2016 ... Made a 53-yard field goal vs. Central Michigan in his only collegiate attempt so far.

2016 (Freshman): A First-Team Academic All-Big 12 selection ... Handled the vast majority of OSU's kickoff duties, kicking off 88 times with 41 touchbacks and an average of 63.1 yards ... A large part of why OSU led the Big 12 and



PLAYER BIOS

ranked 19th nationally in kickoff coverage at 18.3 yards per return ... His kickoffs also helped the Cowboys lead the nation in opponent starting field position ... Made a 53-yard field goal vs. Central Michigan in his only attempt of the season.

2015: Redshirt

High School: Coached by Dick Beck at North Penn High School ... Set a school record with a 56-yard field goal during his junior season ... Named first team all-district and first team East Pennsylvania ... Was 9-for-15 on field goal attempts as a senior and 7-for-11 as a junior ... His nine made field goals as a senior also set a school record ... Also played baseball and soccer ... Part of the National Society of High School Scholars, ski and board club, Upper Dublin Soccer Buddies and Challenger Football

Personal: Matt Ammendola was born Dec. 11, 1996, in Philadelphia, Pa. ... Son of Sal and Jan Ammendola ... Studying health education and promotion with an option in exercise and health.

Ammendola's Career Kicking Stats

Year	FGM-FGA	Pct.	1-19	20-29	30-39	40-49	50+	Lg	Blk
2016	1-1	100.0	0-0	0-0	0-0	0-0	1-1	53	0
Career	1-1	100.0	0-0	0-0	0-0	0-0	1-1	53	0



OKLAHOMA STATE
COWBOYS



3 MARCELL ATEMAN

RECEIVER | 6-4 | 220 | R-SENIOR
DALLAS, TEXAS/WYLIE EAST

Pronounced EIGHT-man

Career Highs

Receptions	8 at Iowa State, 2015
Receiving Yards	132 at Iowa State, 2015
Long Reception	82 vs. TCU, 2015

A big-bodied receiver who developed into a mainstay of the offense in 2015 after he spent his first two seasons finding his way. An injury sustained during summer workouts derailed his 2016 season.

2016: Redshirt.

2015 (Junior): Played in every game and started all but one ... Became one of the Cowboys' most explosive big-play threats, logging 33 catches of at least 10 yards and 11 catches of at least 20 yards, including OSU's longest play of the year on an 82-yard touchdown catch vs. TCU, which ranks as the seventh longest receiving play in school history ... OSU's third-leading receiver in both yards (766) and catches (45) ... Second on the team with five receiving touchdowns ... His five-catch, 70-yard performance against Ole Miss in the Sugar Bowl was the best among Cowboy receivers ... Logged career highs in catches (8) and receiving yards (132) at Iowa State ... Named OSU's offensive



Marcell Ateman

player of the game against Iowa State and against Central Michigan ... Made six catches for 101 yards vs. Kansas State, including a key grab on 4th and 8 to keep the Cowboy offense on the field for a game-winning field goal in OSU's 36-34 win.

2014 (Sophomore): Played in every game except the regular season finale at Oklahoma and started seven times ... Finished fifth on the team in receptions (20) and sixth in receiving yards (268) ... His best day came against Texas Tech, when he set career highs with six catches for 130 yards ... His next-best performances came against UTSA the week before (four catches for 70 yards) and against Iowa State the week after (three catches for 33 yards) ... Caught at least one pass in eight regular season games.

2013 (Freshman): Played in every game as a freshman ... Finished fifth on the team in receptions (22) and receiving yards (276) ... Grabbed a career-high four catches both at UTSA and in the Cotton Bowl against Missouri ... Tallied more than 40 receiving yards in four games, including a career-best 53 in a win over Kansas ... His 51-yard catch against Baylor was the longest of his career and anchored a 99-yard touchdown drive to put the Cowboys up 7-0 in their upset of the No. 3 Bears ... Also tallied 46 yards against Lamar and 40 at UTSA.

High School: Coached by Joe Lepsis ... Made 84 catches for 1,584 yards and 27 touchdowns as a senior ... Participated in the 2012 Offense-Defense All-America Bowl ... A four-star recruit by both *Rivals.com* and *Scout.com* ... Ranked by *Scout.com* as the nation's No. 25 receiver ... A first-team all-area selection by the *Dallas Morning News* ... Made 67 catches for 1,047 yards with 10 touchdowns as a junior ... Made 32 catches for 479 yards and six touchdowns as a sophomore ... Also played basketball, where he earned all-district recognition ... Assisted with his school's Peer Assistance Leadership Program ... Carried scholarship offers from Arkansas, Michigan, Tennessee, Ole Miss, Missouri and Texas Tech, among numerous others.

Personal: Marcell Ligon Ateman was born Sept. 16, 1994, in Dallas ... Son of Ronald and Arlene Ateman ... Father played basketball at Western Illinois ... Majoring in university studies/agricultural sciences and natural resources.

Ateman's 2013 Game-by-Game Receiving Stats

Date	Opponent	No.	Yds.	TD	Long
Aug. 31	vs. Mississippi State	1	6	0	6
Sept. 7	at UTSA	4	40	0	22
Sept. 14	Lamar	3	46	0	29
Sept. 28	at West Virginia	1	6	0	6
Oct. 5	Kansas State	2	10	0	5
Oct. 19	TCU	0	0	0	0
Oct. 26	at Iowa State	0	0	0	0
Nov. 2	at Texas Tech	2	25	0	13
Nov. 9	Kansas	3	53	0	34
Nov. 16	at Texas	1	3	0	3
Nov. 23	Baylor	1	51	0	51
Dec. 7	Oklahoma	0	0	0	0
Jan. 3	vs. Missouri	4	36	0	23

Ateman's 2014 Game-by-Game Receiving Stats

Date	Opponent	No.	Yds.	TD	Long
Aug. 30	vs. Florida State	0	0	0	0
Sept. 6	Missouri State	1	4	0	4
Sept. 13	UTSA	4	70	0	43
Sept. 25	Texas Tech	6	130	0	41
Oct. 4	Iowa State	3	33	0	16
Oct. 11	at Kansas	1	7	0	7
Oct. 18	at TCU	2	-3	0	3
Oct. 25	West Virginia	0	0	0	0
Nov. 1	at Kansas State	2	17	0	9
Nov. 15	Texas	1	10	0	10
Nov. 22	at Baylor	0	0	0	0
Dec. 6	at Oklahoma		DNP		
Jan. 2	vs. Washington	0	0	0	0

Ateman's 2015 Game-by-Game Receiving Stats

Date	Opponent	No.	Yds.	TD	Long
Sept. 3	at Central Michigan	4	75	1	49
Sept. 12	Central Arkansas	4	46	0	21
Sept. 19	UTSA	1	13	1	13
Sept. 26	at Texas	4	69	0	29
Oct. 3	Kansas State	6	101	1	27
Oct. 10	at West Virginia	2	41	0	22
Oct. 24	Kansas	0	0	0	0
Oct. 31	at Texas Tech	3	31	0	13
Nov. 7	TCU	1	82	1	82
Nov. 14	at Iowa State	8	132	1	32
Nov. 21	Baylor	5	83	2	39
Nov. 28	Oklahoma	2	23	0	13
Jan. 1	vs. Ole Miss	5	70	0	27

Ateman's Career Receiving Stats

Year	G	Rec.	Yds.	Avg.	TD	Long	Avg./G
2013	13	22	276	12.5	0	51	21.2
2014	12	20	268	13.4	0	43	22.3
2015	13	45	766	17.0	5	82	58.9
Career	38	87	1310	15.1	5	82	34.5



PLAYER BIOS



OKLAHOMA STATE
COWBOYS



90 TAAJ BAKARI

DEFENSIVE TACKLE | 6-1 | 305 | R-SOPHOMORE
MANSFIELD, TEXAS/LEGACY

Pronounced TAWJH buh-KAR-ee

A developing prospect on the defensive line.

2016 (Freshman): Did not see any game action until he assisted on a tackle for loss late in the Cowboys' Alamo Bowl win over No. 10 Colorado.

2015: Redshirt.

High School: Played for coach Chris Melson at Mansfield Legacy ... Finished his final season with 65 total tackles, including 45 solo stops, five sacks, six tackles for loss and two forced fumbles ... As a junior, totaled 44 total tackles, 22 solo stops, nine tackles for loss, six sacks, and two forced fumbles ... A first team all-district selection and the outstanding defensive lineman of the year in both 2013 and 2014 ... Named defensive MVP and team MVP Mansfield Legacy ... Academic all-district selection ... Served on student council ... Named "Man of Tomorrow" at Mansfield Legacy ... Also recruited by Arkansas, Baylor, Colorado, North Texas, Northwestern, Oklahoma and TCU.

Personal: TaaJ Bakari was born Aug. 29, 1997, in Irving, Texas ... Son of Tanya and Aalim Bakari ... Majoring in management information systems.

Bakari's Career Stats

Year	GP	UT-AT-TT	TFL	Sacks	INT	PBU	QBH	FF	FR	BK
2016	1	0-1-1	0.5	0	0	0	0	0	0	0
Career	1	0-1-1	0.5	0	0	0	0	0	0	0



OKLAHOMA STATE
COWBOYS



6 ADRIAN BAKER

CORNERBACK | 5-11 | 180 | R-SENIOR
HALLANDALE, FLA./CHAMINADE-MADONNA/
CLEMSON

A graduate transfer from Clemson who started three games for the Tigers and had two interceptions in 2015 before missing all of 2016 due to an injury he sustained in spring practice.

2016 (Junior at Clemson): Sustained a season-ending injury during spring practice and did not appear in any games.

2015 (Sophomore at Clemson): Produced 15 tackles and two interceptions over 13 games (three starts) ... Logged 253 snaps ... Earned his first career start against Wofford in the season opener ... Talled nine snaps against Boston College in a winning effort ... Started and logged 34 snaps in win over Miami ... Posted three tackles against the Hurricanes, a big moment for the Florida native ... Nabbed his first career interception in a win over Florida State ... Started against Wake Forest and posted four tackles over 42 snaps ... Also played 42 snaps at South Carolina, with his second career interception ... Both interceptions were in the redzone.

2014 (Freshman at Clemson): Had one tackle in 46 snaps over four games ... Played 12 snaps against South Carolina State in his first career game ... Played seven snaps against Georgia State ... Had one tackle in 11 snaps against Oklahoma in the Russell Athletic Bowl ... Had an interception in the Spring Game.

2013 (at Clemson): Redshirt.

High School: Rated as the No. 197 player in the nation by *ESPN* ... No. 19 athlete in the nation and No. 37 player in Florida by *ESPN* ... No. 39 cornerback in the nation and No. 51 player in Florida by *247Sports.com* ... No. 43 cornerback in the nation by *Rivals.com* ... Had 38 tackles and five takeaways, four interceptions, two of which he returned for touchdowns, one recovered fumble and five pass breakups as a senior ... Had 15 receptions for 480 yards and seven touchdowns ... Had five interceptions as a junior ... Had two defensive returns for touchdowns and a punt return for a score as a junior ... Played three seasons of basketball, but he did not play his senior year in order to concentrate on football ... Ran 10.6 in the 100 meters and 21.5 in the 200 meters ... Coached by Tim Tyrrell at Chaminade-Madonna College Preparatory.

Personal: Adrian Baker was born Sept. 13, 1994.

Baker's Career Stats

Year	GP	UT-AT-TT	TFL	Sacks	INT	PBU	QBH	FF	FR	BK
2013										
2014	4	1-1-2	0	0	0	0	0	0	0	0
2015	12	9-4-13	0	0	2	1	0	0	0	0
2016										
Career	16	10-5-15	0	0	2	1	0	0	0	0



OKLAHOMA STATE
COWBOYS



14 BRYCE BALOUS

CORNERBACK | 5-11 | 185 | R-SOPHOMORE
MCKINNEY, TEXAS/NORTH

Last name rhymes with "malice"

One of the fastest players on the roster who is looking to crack into the rotation for playing time.

2016 (Freshman): Saw action against Southeastern Louisiana and Iowa State, recording a pass breakup.

2015: Redshirt.

High School: Played for coach Mike Fecci at McKinney North ... Finished his senior year with 163 total tackles and 120 solo stops ... Also had an interception, five forced fumbles, two fumbles recovered and four pass break ups ... Averaged 21.9 yards on punt returns with a touchdown on an 83-yarder ... Punted five times for a 43.2-yard average ... As a junior, totaled 110 tackles with 75 solo stops, one tackle for loss, one forced fumble, one fumble recovered and a 35.4-yard average on kickoff returns ... Named his team's defensive MVP as a senior, as well as first team all-district 10-5A, academic all-district ... An honorable mention for all-state honors ... Also competed in powerlifting and track and field ... Originally committed to Kansas State and also recruited by Arkansas State, Iowa, Nebraska, Nevada and Texas Tech.

Personal: Bryce Keyshon Balous was born March 8, 1997, in Ennis, Texas ... Son of Tori Balous and Juan Weatherthon ... Undeclared major.

Balous's Career Stats

Year	GP	UT-AT-TT	TFL	Sacks	INT	PBU	QBH	FF	FR	BK
2016	2	0-0-0	0	0	0	1	0	0	0	0
Career	2	0-0-0	0	0	0	1	0	0	0	0



OKLAHOMA STATE
COWBOYS



48 DAWSON BASSETT

COWBOY BACK | 6-4 | 245 | R-SENIOR
TUTTLE, OKLA./TUTTLE

Career Highs

Tackles	1, twice, last vs. UTSA, 2015
Sacks	No career sacks
Tackles for Loss	No career tackles for loss
Fumble Recoveries	1 vs. UTSA, 2015

A special teams contributor each of the past three seasons ... Brother, Cooper, was a former OSU football captain.

2016 (Junior): Saw action in the final seven games of the season, primarily on special teams.

2015 (Sophomore): Played in eight games and recorded a tackle and a fumble recovery against UTSA.

2014 (Freshman): Played in every game except the Texas and Washington games ... Played on special teams ... Recorded an assisted tackle against Missouri State and a solo stop against Texas Tech.

2013: Redshirt.



PLAYER BIOS

High School: Coached by Phil Koons ... Played both linebacker and tight end ... First-team all-state honoree at linebacker by the Oklahoma Coaches Association ... Recorded 106 tackles, three interceptions and four sacks, along with 780 receiving yards and 11 touchdowns on just 32 catches ... Honorable mention all-state and little all-city first-team selection by *The Oklahoman* ... First-team all-district ... Class 3A-1 defensive player of the year ... Also played baseball, basketball and track and field ... Four-year member of the National Honor Society and the Oklahoma Honor Society ... Participated in the Fellowship of Christian Athletes and served as a mentor for seventh-grade football ... Was a teacher and leader at vacation bible school.

Personal: Dawson Avery Bassett was born May 11, 1994, in Oklahoma City ... Son of John and Vicki Bassett ... Majoring in university studies/education.

Bassett's Career Stats

Year	GP	UT-AT-TT	TFL	Sacks	INT	PBU	QBH	FF	FR	BK
2014	11	1-1-2	0	0	0	0	0	0	0	0
2015	8	1-0-1	0	0	0	0	0	0	0	1
2016	8	0-0-0	0	0	0	0	0	0	0	0
Career	27	2-1-3	0	0	0	0	0	0	0	1



94 JORDAN BRAILFORD
DEFENSIVE END | 6-3 | 250 | R-SOPHOMORE
TULSA, OKLA./BOOKER T. WASHINGTON

Career Highs

Tackles	5 at Texas Tech, 2015
Sacks	1.0 vs. TCU, 2015
TFL	1.5 vs. TCU, 2015

Was a significant contributor as a redshirt freshman in 2015, but sat out the 2016 season due to injury ... The NCAA granted him an extra year of eligibility prior to the 2017 season.

2016 (Sophomore): Injury kept him out of action.

2015 (Freshman): Played in 10 games, picking up more of a role as the season went on ... Finished with 23 tackles, including 18 solo stops ... Had 3.5 tackles for loss, including one against Ole Miss in the Sugar Bowl ... Second on the team with three quarterback hurries, trailing only All-American Emmanuel Ogbah ... Sacked Heisman hopeful Trevone Boykin in the fourth quarter of OSU's 49-29 win over the then-unbeaten TCU ... Saw his first significant action vs. Texas Tech, logging five tackles and a quarterback hurry ... Logged a season-best five-tackles at Texas Tech when starter Jimmy Bean was lost to an injury.

2014: Redshirt.

High School: Coached by Marvin Dantzler at Booker T. Washington ... Finished his senior year with 105 tackles and nine sacks ... Logged 98 tackles, 11 sacks, two fumble

recoveries and one fumble return for a score as a junior ... Senior honors included participant in the Semper Fidelis All-American Game, first team all-state honors from *The Oklahoman* and the *Tulsa World* ... *Tulsa World* second team all-state and *The Oklahoman* honorable mention all-state team selection as a junior ... Held offers from Baylor, Texas Tech, Kansas State and Washington State, among others.

Personal: Jordan L. Brailford was born Oct. 9, 1995, in Tulsa, Okla. ... Son of Robin Daniels and Nathaniel Brailford, Jr. ... Management major.

Brailford's Career Stats

Year	GP	UT-AT-TT	TFL	Sacks	INT	PBU	QBH	FF	FR	BK
2015	10	18-5-23	3.5	1.0	0	0	3	0	0	0
Career	10	18-5-23	3.5	1.0	0	0	3	0	0	0



6 KEENEN BROWN
COWBOY BACK | 6-3 | 250 | R-JUNIOR
HOUSTON, TEXAS/ALIEF TAYLOR

2016 Second-Team Academic All-Big 12

Career Highs

Receptions	2 vs. Texas, 2016
Receiving Yards	47 vs. Texas, 2016
Long Reception	38 vs. Texas, 2016

Moved from receiver to Cowboy Back in the spring of 2016 and is a candidate to see an increase in playing time.

2016 (Sophomore): A Second-Team Academic All-Big 12 selection ... Played in eight games, starting in OSU's win over Texas ... Caught two passes, including an important 38-yard pass against the Longhorns and a nine-yard grab in the season-opening win over Southeastern Louisiana.

2015 (Freshman): Did not see any game action as he dealt with injury ... Saw practice reps on the scout team.


2014: Redshirt.

High School: Coached by J.D. Jordan at Alief Taylor High School ... Led Alief Taylor to an 8-4 record his senior year, catching 55 passes for 940 yards and nine touchdowns ... Had 45 catches for 729 yards and nine touchdowns as a junior ... Had 35 grabs for 420 yards and seven scores as a sophomore ... Also played forward on his high school basketball team ... First team all-district 18-5A as a junior and senior ... A top 30 recruit in Texas according to the *Waco Tribune-Herald* ... Top 30 wide receiver and *Texas High School Football* all-elite team Class 5A Region 2 as a senior ... Held offers from Oklahoma, Oregon, Florida, LSU, Wisconsin, Arkansas and Michigan State, among others.

Personal: Keenen Brown was born Dec. 22, 1995, in Baton Rouge, La. ... Son of Kendra Rodgers and Kenneth Brown ... Sociology major.

Brown's Career Receiving Stats

Year	G	Rec.	Yds.	Avg.	TD	Long	Avg./G
2016	8	2	47	23.5	0	38	6.7
Career	8	2	47	23.5	0	38	6.7




24 LD BROWN
RUNNING BACK | 5-9 | 193 | R-FRESHMAN
DALLAS, TEXAS/DESOTO

Redshirted as a freshman in 2016 and is in the mix to play a significant amount in 2017.

2016: Redshirt.

High School: Played for coach Todd Peterman at DeSoto ... Carried the ball 106 times as a senior, finishing with 801 rushing yards and 13 total touchdowns in only nine games played ... Added 168 yards on 10 receptions ... An honorary all-academic selection with all A's and B's ... Also competed in track and field ... Community service included assisting veterans.

Personal: LaDarren Lynn Brown was born Oct. 18, 1997, in Dallas, Texas ... Son of Mario and Latasha Brown ... Undeclared major.



1 CALVIN BUNDAGE
LINEBACKER | 6-2 | 205 | SOPHOMORE
EDMOND, OKLA./SANTA FE

Career Highs

Tackles	4 at TCU, 2016
TFL	1.0 at TCU, 2016
Sacks	No career sacks

Led all Cowboy true freshmen with 13 tackles in 2016 ... A candidate for a significant increase in game action in 2017.

2016 (Freshman): Played in 11 games as a true freshman, earning more and more important reps as the season went on ... Totaled 13 tackles, the most of any true freshman on the roster ... Had a season-high four tackles and a tackle for loss in OSU's win over TCU.



PLAYER BIOS

High School: Played for defensive coordinator Chris Rose and head coach Kyle White at Santa Fe ... Totaled 90 tackles in 12 games as a senior, including 65 solo stops and two sacks ... Junior stats included 81 tackles with 57 solo stops and a sack in only nine games played.

Personal: Calvin Bundage was born April 8, 1998, in Oklahoma City ... Son of Clyde and LaDonna Bundage ... Brother, Cayman, played football at Arizona ... Also has a sister, Alise ... Undeclared major.

Bundage's Career Stats

Year	GP	UT-AT-TT	TFL	Sacks	INT	PBU	QBH	FF	FR	BK
2016	11	11-2-13	1.0	0	0	0	0	0	0	0
Career	11	11-2-13	1.0	0	0	0	0	0	0	0



20 JEFF CARR

RUNNING BACK | 5-7 | 190 | JUNIOR
TEMPLE, TEXAS/TEMPLE

Career Highs

Rushes	12 vs. Kansas, 2015
Rushing Yards	51 vs. Kansas, 2015
Rushing TD	1, twice, last vs. Southeastern Louisiana, 2016
Long Rush	33 vs. Iowa State, 2016
Long KR	53 vs. Central Arkansas, 2015

A shifty back with good vision and speed ... Saw some playing time at running back and was the main kickoff return man as a true freshman in 2015.

2016 (Sophomore): Played an offensive role in the first seven games of the season, carrying the ball 12 times for 85 yards and a touchdown ... His season average of 7.1 yards per carry ranked as the highest on the team ... Had a season-high 42 rushing yards and a touchdown in OSU's season-opening win over Southeastern Louisiana ... Added a catch for four yards in that game ... Had a season-long 33-yard rush in OSU's win over Iowa State ... Also contributed on special teams, returning three kickoffs for a total of 48 yards.

2015 (Freshman): One of four true freshmen who played over the course of the season ... Played in every game and started against Kansas State ... Returned the vast majority of kickoffs for the Cowboys, with his 29 kickoff returns ranking as the sixth-most in a season in school history and his 623 kick return yards ranking 10th ... Third on the team with 789 all-purpose yards, adding 10 catches and 36 carries to his kick return touches ... OSU's fifth-leading rusher with 142 yards ... Scored his first career touchdown on a 2-yard run vs. Kansas and his second on a 12-yard catch in OSU's win over then-No. 5 TCU in a major national game ... Scored on a 7-yard catch at Iowa State for OSU's go-ahead touchdown with just over three minutes remaining ... Had a career-best kick return of 53 yards against Central Arkansas.

High School: Played for coach Mike Spradlin at Temple ... Was a key part of Temple's offense throughout his high school career, leading the Wildcats to the state championship game as a senior ... Averaged 9.6 yards per carry as a senior, rushing for 1,710 yards on 179 carries ... Ran for 1,827 yards as a junior and 1,633 yards as a sophomore ... Also ran track in the 4x100-meter relay, the 4x200-meter relay and the 100 meters.

Personal: Jeff Carr was born August 26, 1996 ... Son of Jeff Carr, Sr., and Catandra Carr ... Undeclared major.

Carr's 2015 Game-by-Game Rushing Stats

Date	Opponent	No.	Gain	Loss	Net	TD	Long	Avg.
Sept. 3	at Central Michigan	0	0	0	0	0	0	0
Sept. 12	Central Arkansas	6	41	0	41	0	23	6.8
Sept. 19	UTSA	3	8	0	8	0	5	2.7
Sept. 26	at Texas	1	2	0	2	0	2	2.0
Oct. 3	Kansas State	6	15	0	15	0	6	2.5
Oct. 10	at West Virginia	0	0	0	0	0	0	0
Oct. 24	Kansas	12	52	1	51	1	14	4.2
Oct. 31	at Texas Tech	2	15	0	15	0	15	7.5
Nov. 7	TCU	2	3	1	2	0	3	1.0
Nov. 14	at Iowa State	1	2	0	2	0	2	2.0
Nov. 21	Baylor	1	6	0	6	0	6	6.0
Nov. 28	Oklahoma	2	0	0	0	0	0	0.0
Jan. 1	vs. Ole Miss	0	0	0	0	0	0	0.0

Carr's 2015 Game-by-Game Receiving Stats

Date	Opponent	No.	Yds.	TD	Long
Sept. 3	at Central Michigan	1	6	0	6
Sept. 12	Central Arkansas	1	-3	0	0
Sept. 19	UTSA	1	0	0	0
Sept. 26	at Texas	0	0	0	0
Oct. 3	Kansas State	1	2	0	2
Oct. 10	at West Virginia	1	0	0	0
Oct. 24	Kansas	0	0	0	0
Oct. 31	at Texas Tech	0	0	0	0
Nov. 7	TCU	3	9	1	12
Nov. 14	at Iowa State	1	7	1	7
Nov. 21	Baylor	0	0	0	0
Nov. 28	Oklahoma	1	3	0	3
Jan. 1	vs. Ole Miss	1	0	0	0

Carr's 2016 Game-by-Game Rushing Stats

Date	Opponent	No.	Gain	Loss	Net	TD	Long	Avg.
Sept. 3	SE Louisiana	6	42	0	42	1	26	7.0
Sept. 10	Central Michigan	0	0	0	0	0	0	0.0
Sept. 17	Pittsburgh	0	0	0	0	0	0	0.0
Sept. 24	at Baylor	2	11	1	10	0	11	5.0
Oct. 1	Texas	1	1	0	1	0	1	1.0
Oct. 8	Iowa State	1	33	0	33	0	33	33.0
Oct. 22	at Kansas	2	0	1	-1	0	0	-0.5
Oct. 29	West Virginia				DNP			
Nov. 5	at Kansas State				DNP			
Nov. 12	Texas Tech				DNP			
Nov. 19	at TCU				DNP			
Dec. 3	at Oklahoma				DNP			
Dec. 29	vs. Colorado				DNP			

Carr's 2016 Game-by-Game Receiving Stats

Date	Opponent	No.	Yds.	TD	Long
Sept. 3	SE Louisiana	1	4	0	4
Sept. 10	Central Michigan	0	0	0	0
Sept. 17	Pittsburgh	0	0	0	0
Sept. 24	at Baylor	0	0	0	0
Oct. 1	Texas	0	0	0	0
Oct. 8	Iowa State	0	0	0	0
Oct. 22	at Kansas	0	0	0	0
Oct. 29	West Virginia				DNP
Nov. 5	at Kansas State				DNP
Nov. 12	Texas Tech				DNP
Nov. 19	at TCU				DNP
Dec. 3	at Oklahoma				DNP
Dec. 29	vs. Colorado				DNP

Carr's Career Rushing Stats

Year	G	Att.	Gain	Loss	Net	Avg.	TD	Long	Avg./G
2015	13	36	144	2	142	3.9	1	23	10.9
2016	7	12	87	2	85	7.1	1	33	12.1
Career	20	48	231	4	227	4.7	2	33	11.4

Carr's Career Receiving Stats

Year	G	Rec.	Yds.	Avg.	TD	Long	Avg./G
2015	13	11	24	2.2	2	12	1.8
2016	7	1	4	4.0	0	4	0.6
Career	20	12	28	2.3	2	12	1.4

Carr's Career Special Teams Stats

Year	GP	KR	Yds	Avg	TD	Long	PR	Yds	Avg	TD	Long
2015	13	29	623	21.5	0	53	0	0	0	0	0
2016	7	3	48	16.0	0	19	0	0	0	0	0
Career	20	32	671	21.0	0	53	0	0	0	0	0



99 TREY CARTER

DEFENSIVE END | 6-3 | 295 | R-JUNIOR
DALLAS, TEXAS/L.G. PINKSTON

Career Highs

Tackles	2 vs. Colorado, 2016
TFL	1.5 vs. Colorado, 2016
Sacks	1.0 vs. Colorado, 2016

A pass rush specialist who saw an increased workload in 2016 ... Spent the spring of 2017 playing on the interior of the defensive line for the first time in his career and is a candidate to play both inside and outside moving forward.

2016 (Sophomore): Played in 11 games for the Cowboys ... Had four tackles on the year ... Best performance came as part of OSU's win over No. 10 Colorado in the Alamo Bowl, when he notched a sack and 1.5 tackles for loss ... Had a tackle in the season opener vs. Southeastern Louisiana and one against Baylor ... Saw most of his playing time on special teams.

2015 (Freshman): Played in one game vs. UTSA and recorded one tackle.

2014: Redshirt

High School: Coached by Gerald Jones at L.G. Pinkston ... Finished his senior year with 89 tackles, including 53 solo stops, 30 tackles for loss and 15 sacks ... Had 45 tackles and five sacks as a junior at Green Oaks Magnet High School in Shreveport, La. ... A four-star recruit by Scout.com and the No. 33 defensive end nationally ... Held offers from Oklahoma, Arkansas, Arizona State, Miami (Fla.), Tennessee, TCU and Mississippi State, among others ... First team All-District 11-4A and Waco Tribune-Herald Top 50 Texas Recruit as a senior.

Personal: Trey Carter was born August 2, 1995 ... Son of Vera and Nate Davis ... Undeclared major.



PLAYER BIOS

Carter's Career Stats

Year	GP	UT-AT-TT	TFL	Sacks	INT	PBU	QBH	FF	FR	BK
2015	1	1-0-1	0	0	0	0	0	0	0	0
2016	11	2-2-4	1.5	1.0	0	0	0	0	0	0
Career	12	3-2-5	1.5	1.0	0	0	0	0	0	0



78 AARON COCHRAN
OFFENSIVE LINE | 6-8 | 350 | R-SENIOR
ATWATER, CA/BUHACH COLONY/CALIFORNIA

A graduate transfer from California who played in 28 games and started in 16 during his time with the Golden Bears. Protected a pair of highly-productive quarterbacks in Jared Goff and Davis Webb.

2016 (Junior at Cal): Played in 11 games with a career-high 10 starts ... Helped Cal's offense rank among the top 25 nationally in eight categories including fewest tackles for loss allowed and fewest sacks allowed ... Cal led the Pac-12 in total offense and fourth-down conversion percentage ... Helped protect quarterback Davis Webb, who started all 12 games in his lone season at Cal in 2016 and completed 382-of-620 passes (61.6%) for 4,295 yards with 37 passing touchdowns and 12 interceptions for a 135.63 passing efficiency rating while ranking among the nation's leaders in nearly every passing category including passing attempts (No. 2), completions (No. 3), points responsible for per game (21.7, No. 3), total offense (348.8, No. 4), passing yards (No. 5), total plays (No. 6, 653), points responsible for (260, No. 7).

2015 (Sophomore at Cal): Played in a career-high 12 games with six starts ... Helped Cal's offense set numerous records including single-season school marks in passing yardage (4,892), passing yards per game (376.3 ypg), passing touchdowns (44), total offense (6,879), total yards per game (529.2 ypg), total touchdowns (63), scoring offense (37.9 ppg, modern-era school record), first downs (341) and first downs passing (201) ... Helped the offense rank third nationally in passing offense, eighth in total offense, 14th in third down conversion percentage (46.9%) and 17th in scoring offense, with all of the numbers second in the Pac-12 ... Helped Jared Goff break a pair of Pac-12 single-season records in his final campaign when he passed for 4,719 yards and 43 touchdowns while becoming the first Cal quarterback to earn first-team All-Pac-12 honors since Aaron Rodgers in 2004.

2014 (Freshman at Cal): Played in five games off the bench and on special teams, seeing his first collegiate action vs. Sacramento State and also getting on the field vs. UCLA, at Oregon State, at USC and vs. Stanford.

2013 (at Cal): Redshirt.

High School: Earned All-American honors from *MaxPreps* and played in the Semper Fidelis All-American Bowl as a 2012 senior ... Earned first-team All-State (*Cal-Hi Sports*),

second-team Division I All-State (*MaxPreps*), All-NorCal (*MaxPreps*), first-team All-Sac-Joaquin Section (*MaxPreps*), All-District (*Modesto Bee*), All-Area (*Merced Sun-Star*) and All-Central California Conference (*MaxPreps*) recognition, as well as being named the CCC Offensive Lineman of the Year ... Earned first-team All-Sac-Joaquin Section (*MaxPreps*) and All-CCC (*MaxPreps*) honors as a 2011 junior ... Helped lead Buhach Colony to a 34-5 overall record and 15-0 CCC mark during his final three seasons ... Each of his four prep teams averaged at least 39.1 points, 385.0 yards of total offense and 300.0 yards of rushing ... Also played basketball and was a second-team all-conference player as a sophomore in 2010-11 ... A member of six CCC All-Academic teams, picking up the honor in both football and basketball during his sophomore, junior and senior seasons ... President of his school's Fellowship of Christian Athletes ... Associated student body vice president during his senior year ... A four-star recruit according to *ESPN*, while he received three stars each from *247Sports*, *Rivals* and *Scout* ... Listed as the No. 20 offensive tackle in the nation by *ESPN*, while other position rankings came from *247Sports* Composite (No. 39) and *Rivals* (No. 45) ... Among the top players overall in California by *ESPN* (No. 37), *247Sports Composite* (No. 57) and *Rivals* (No. 67).

Personal: Aaron Alexander Cochran was born June 15, 1995 ... Son of Roderick and Nicole Cochran ... Older brother, Matt Cochran, spent three seasons as a Cal offensive lineman from 2012-14 ... Cousin, DeMeco Ryans, was an All-America linebacker at Alabama and two-time NFL Pro Bowler ... Cousin, Bryan Campbell, played collegiate football at Colorado ... Cousin, Darren Lake, played at Alabama and is now with the San Francisco 49ers.



35 CHANCE COOK
SAFETY | 6-0 | 190 | SOPHOMORE
CANADIAN, TEXAS/CANADIAN

Career Highs

Tackles	2 vs. Iowa State, 2016
TFL	1.0 vs. Southeastern Louisiana, 2016
Pass Break Ups	No career pass break ups

Walk-on safety who saw game action as a freshman and was particularly effective on special teams.

2016 (Freshman): Played in 12 games for the Cowboys ... Recorded four total tackles, including a career-high two at Iowa State ... Had one tackle for loss against Southeastern Louisiana ... Was a leader of Oklahoma State's kickoff coverage unit and his work factored into OSU leading the Big 12 and ranking 19th nationally in kickoff coverage at 18.3 yards per return ... He helped the Cowboys lead the nation in opponent starting field position.

High School: Played for coach Chris Keotting at Canadian High School ... An all-district selection all four years of his high school football career ... Named all-state as a junior and senior and district MVP as a senior ... Part of two state championship teams ... Played a big role playing both ways as a senior, totaling 223 carries for 2,122 yards and 32 touchdowns on 9.5 yards per carry, completing two pass attempts for 98 yards and two touchdowns, making 86 total tackles with three interceptions and two PAT blocks on defense and returning three kickoffs, 19 punts and three interceptions for a total of 584 yards and two touchdowns ... Also competed for the track and field team, winning a state championship as part of the 4x400-meter relay team with a split of 48.5 seconds and finishing as state runner-up in the 300-meter intermediate hurdles ... Named to the academic all-district team all four years ... Also an active FFA member and part of the FFA Judging Team.

Personal: Chance Alexander Cook was born April 3, 1997, in San Angelo, Texas ... Son of Ron Cook, Adrienne and Johnny Beltran ... Father, Ron, ran track at the University of New Mexico, competing in the 400-meter hurdles ... Range Land and Ecology major.

Cook's Career Stats

Year	GP	UT-AT-TT	TFL	Sacks	INT	PBU	QBH	FF	FR	BK
2016	12	1-3-4	1.0	0	0	0	0	0	0	0
Career	12	1-3-4	1.0	0	0	0	0	0	0	0



14 TAYLOR CORNELIUS
QUARTERBACK | 6-6 | 225 | R-JUNIOR
BUSHLAND, TEXAS/BUSHLAND

Career Highs

Completions	6 vs. Southeastern Louisiana, 2016
Attempts	8 vs. Southeastern Louisiana, 2016
Yards	54 vs. Southeastern Louisiana, 2016
Passing TD	No career passing TD
Long Pass	17 vs. Southeastern Louisiana, 2016

Served as Mason Rudolph's primary backup in 2016 and saw some late-game action.

2016 (Sophomore): Served as Mason Rudolph's backup throughout the year, playing late against Southeastern Louisiana and Kansas ... Completed seven of his nine pass attempts for 64 yards with no interceptions ... Was 6-for-8 for 54 yards against SLU and 1-for-1 for 10 yards against KU ... Also carried the ball six times against SLU, finishing with 28 yards and a touchdown, although one carry was a sack for a four-yard loss ... Directed the Cowboys' longest scoring drive of the season in terms of time elapsed vs. SLU, capping a 15-play, 90-yard drive over 8:58 with a five-yard touchdown run.

2015 (Freshman): Played late vs. UTSA and Kansas ... Threw the ball five times versus the Jayhawks, completing two passes for eight yards ... Outside of being sacked



PLAYER BIOS

twice for 16 yards, he carried the ball twice for 21 yards, with both of those positive carries coming against the Jayhawks.

2014: Redshirt

High School: Attended Bushland HS in Bushland, Texas, where he was coached by Steven Flowers ... *Amarillo Globe News* athlete of the year his senior year ... Class 2A third-team all-state by the Texas Sportswriters Association his senior year after earning honorable mention as a junior ... District 1-2A MVP as a senior after earning co-offensive MVP accolades his junior year ... Completed 283-of-437 passes for 3,815 yards and 46 touchdowns his senior year ... Was 270-of-503 for 3,219 yards and 23 touchdowns as a junior and 167-of-325 for 2,140 yards with 19 touchdowns as a sophomore ... Also excelled in basketball, baseball and track and field ... In basketball, he was a Class 2A all-state honoree his senior year and a member of the *Amarillo Globe News* super team ... As a second baseman in baseball, he was the district MVP as a junior and again as a senior to go with third-team all-state honors by the Texas Sportswriters Association his senior year ... In track and field, he won a district title in the high jump and was the Class 2A area champion in the same event his senior year ... Member of the National Honor Society and academic all-state honoree in football, basketball, baseball and track and field ... A superintendent scholar and distinguished program graduate ... Member and officer with the student council ... Also participated with the Fellowship of Christian Athletes and UIL Theatre.

Personal: Taylor Cornelius was born Sept. 16, 1995, in Amarillo, Texas ... Son of Phyllis and Warren Cornelius ... Comes from a remarkably athletic family that includes 1996 Olympic gold medal-winning swimmer Josh Davis (his cousin), NFL defensive end Brandon Green, another cousin who was drafted by the Jacksonville Jaguars and played with the St. Louis Rams and Seattle Seahawks, and Casey Bookout, another cousin who was a standout baseball player at Oklahoma ... Management major.

Cornelius's Career Passing Stats

Year	G	Effic	Cmp-Att-Int	Pct	Yds	TD	Long	Avg/G
2015	2	53.44	2-5-0	40.0	8	0	5	4.0
2016	2	137.51	7-9-0	77.8	64	0	17	32.0
Career	4	107.49	9-14-0	64.3	72	0	17	18.0




OKLAHOMA STATE
COWBOYS



60 ZACH CRABTREE
OFFENSIVE LINE | 6-7 | 310 | R-SENIOR
MANSFIELD, TEXAS/MANSFIELD

- 2014 Second-Team Academic All-Big 12
- 2015 Team Leadership Award
- 2016 Second-Team All-Big 12 (Coaches)



Zach Crabtree

A team leader and one of the better tackles in the Big 12 ... An everyday starter on 10-win teams in both 2015 and 2016 ... Has 34 career starts to his credit.

2016 (Junior): Second-team All-Big 12 by the coaches ... Started every game at right tackle for the second straight season ... Played a major role in Justice Hill becoming the first freshman in school history to surpass 1,000 rushing yards ... Was the leader of an offensive line that paved the way for a substantial uptick in the running game from the previous season, as the Cowboys went from averaging 3.6 yards per carry and 126.8 yards per game in 2015 to averaging 4.5 yards per carry and 171.0 yards per game in 2016 ... Oklahoma State had two games of 200 yards rushing in 2015, but increased that total to five such games in 2016 ... Cowboy running backs combined for 25 rushing touchdowns in 2016, matching the two-year total from 2014 and 2015 combined.

2015 (Sophomore): Started every game at right tackle ... Was a leader on the offensive line ... Coaches awarded him the Vernon Grant Award, given to players who show outstanding leadership, spirit and enthusiasm

2014 (Freshman): Played in nine games and started eight times, all at right tackle ... Started the first five games of the season before missing four games due to injury ... Played some against Kansas State before returning to the starting lineup for the Baylor, Oklahoma and Washington games.

2013: Redshirt

High School: Coached by Jeff Hulme ... A three-star recruit by both *Rivals.com* and *Scout.com* ... Ranked as the nation's No. 53 offensive tackle by *Rivals.com* and the nation's No. 72 offensive tackle by *Scout.com* ... A top-100 recruit in the state of Texas by the *Waco Tribune-Herald* and by *Rivals.com* ... All-district honoree ... Also played basketball ... Carried scholarship offers from Baylor, Texas Tech and Washington State, among others.

Personal: Zachary David Crabtree was born Sept. 16, 1994, in Arlington, Texas ... Son of Brenda and Garry Crabtree ... Majoring in management, with an option in sports management.



OKLAHOMA STATE
COWBOYS



2 DARIUS CURRY
CORNERBACK | 6-1 | 205 | R-SENIOR
FLOWERY BRANCH, GA./FLOWERY BRANCH

Career Highs

Tackles	4, at Central Michigan, 2015
TFL	1.0 vs. Kansas, 2015
Sacks	No career sacks

A veteran now in his fifth year with the program ... The bulk of his contributions have come on special teams to this point.

2016 (Junior): Played in all but one game, seeing considerable time on defense ... Finished with three tackles in the regular season, recording one each in the Iowa State, Kansas and TCU games ... Also had a pass break up.

2015 (Sophomore): Played in 12 games, recording 11 tackles with seven solo stops ... Had at least one tackle in seven games, including a career-high four in the season-opener at Central Michigan and a tackle for loss versus Kansas.

2014 (Freshman): Played in four games against Texas Tech, Iowa State, TCU and Kansas State ... Recorded four tackles - two at TCU, one at Kansas State and one vs. Iowa State.

2013: Redshirt.

High School: Coached by Chris Griffin ... A four-star recruit by *ESPN.com* ... *ESPN.com* ranked him as the No. 23 cornerback in the nation and the No. 36 player overall in the state of Georgia ... Team captain and team MVP ... Invited to the Offense-Defense All-America Game ...



PLAYER BIOS

A three-star recruit by both *Rivals.com* and *Scout.com* ... Tabbed by *Rivals* as the nation's No. 51 cornerback and the No. 48 player overall in the state of Georgia ... Also played basketball ... Held scholarship offers from Auburn, Georgia Tech, South Carolina, Tennessee and Penn State, among numerous others.

Personal: Darius Curry was born Dec. 29, 1994, in Augusta, Ga. ... Son of Felix and Trina Curry ... Has two brothers, C.J. and Justin ... University studies/education major.

Curry's Career Stats

Year	GP	UT-AT-TT	TFL	Sacks	INT	PBU	QBH	FF	FR	BK
2014	4	4-0-4	0	0	0	0	0	0	0	0
2015	12	7-4-11	1.0	0	0	0	0	0	0	0
2016	12	2-1-3	0	0	0	1	0	0	0	0
Career	28	13-5-18	1.0	0	0	1	0	0	0	0



OKLAHOMA STATE
COWBOYS



79 DARRION DANIELS
DEFENSIVE TACKLE | 6-3 | 300 | JUNIOR
DALLAS, TEXAS/BISHOP DUNNE

2015 OSU Outstanding Defensive Newcomer

Career Highs

Tackles	4, twice, last vs. Texas, 2016
TFL	1.0, three times, last vs. Texas Tech, 2016
Sacks	0.5, at Central Michigan, 2015

Has contributed on the interior of the defensive line throughout his career to this point ... Has a chance to become a starter for the first time this season.

2016 (Sophomore): Saw action in all 13 games ... His 15 tackles ranked third among OSU's interior defensive linemen ... Had nine solo stops, one pass break up and one quarterback hurry ... Credited with at least one tackle in 11 games, including a season-best four in OSU's win over Texas ... Added a tackle for loss in OSU's win over Texas Tech ... Blocked an extra point against the Longhorns as well.

2015 (Freshman): OSU coaches awarded him the Russell Okung Award for the team's outstanding newcomer ... Played in every game as a true freshman, recording 16 tackles and 2.5 tackles for loss ... Had a half-sack and quarterback hurry in his first collegiate game at Central Michigan ... Finished the regular season third among OSU's interior linemen with 11 solo stops ... Had tackles for loss vs. TCU, UTSA and Central Michigan.

High School: Played for coach Michael Johnson at Bishop Dunne ... Played on both the offensive and defensive lines ... Finished his senior season with 67 total tackles, including 38 solo tackles, 28 tackles for loss and eight sacks ... Junior stats totaled 80 total tackles, 53 solo stops, 25 tackles for loss and two sacks ... Named to the TAPPS Division I All-State First Team on offense and defense as

a senior and a junior ... Honored as the TAPPS Division I all-district defensive player of the year as a senior ... Also played basketball and track field, finishing as state runner-up in the shot put as a junior ... Chose Oklahoma State over an extensive list of other offers, including Baylor, Iowa, Missouri, Oklahoma, Texas, Texas Tech, Arizona State, Arkansas, California, Louisville, LSU, Miami (Fla.), Mississippi, Nebraska, Notre Dame, Ohio State, TCU, Tennessee, Texas A&M, USC and Wisconsin.

Personal: Darrion Daniels was born Dec. 4, 1997 ... Son of Tony and Rhonda Daniels ... Father, Tony, played football for Texas Tech and the Green Bay Packers ... Marketing major.

Daniels' Career Stats

Year	GP	UT-AT-TT	TFL	Sacks	INT	PBU	QBH	FF	FR	BK
2015	13	11-5-16	2.5	0.5	0	0	1	0	0	0
2016	13	9-6-15	1.0	0	0	1	1	0	0	1
Career	26	20-11-31	3.5	0.5	0	1	2	0	0	1



OKLAHOMA STATE
COWBOYS



3 KENNETH EDISON-MCGRUDER
LINEBACKER | 6-0 | 220 | JUNIOR
HOUSTON, TEXAS/TAYLOR

Career Highs

Tackles	7 vs. UTSA, 2015
TFL	0.5 vs. Texas Tech, 2016
Pass Break Ups	No career passes broken up

High-intensity player who broke into the starting lineup as a sophomore and made the move to OSU's "Star" linebacker position this spring.

2016 (Sophomore): Played in all 13 games, starting four ... He lined up as a starter in three of OSU's last four games of the season, including at Oklahoma and against Colorado in the Alamo Bowl ... His 40 tackles ranked as the fourth-most for any Cowboy defensive back ... Had 29 solo stops ... Recorded at least one tackle in 12 games and at least four tackles in six games ... Credited with a half tackle for loss against Texas Tech ... Recovered a Samaje Perine fumble in the game against Oklahoma, marking Perine's only lost fumble of the regular season ... Recorded one quarterback hurry.

2015 (Freshman): One of four true freshmen to see the field for the Cowboys ... Played in 12 games, totaling 13 tackles with 10 solo stops ... Finished second on the team with a season-high seven tackles vs. UTSA ... An injury to Jordan Sterns late in the fourth quarter thrust him onto the field for what became a crucial defensive stop to preserve OSU's 30-27 win at Texas.

High School: Played for coach JD Jordan at Alief Taylor ... A heavily recruited safety who was listed as a four-star prospect and the No. 30 safety in the country by *Scout.com* ... Finished senior year with 79 total tackles, 36 solo tackles, a sack, an interception and a pair of forced fumbles ... Totaled 33 tackles, 18 solos tackles and three interceptions as a junior ... Named all-district as both a junior and a senior ... Competed on his high school track team as well ... Offered scholarships by Arkansas, Boise State, California, Iowa St., Louisville, LSU, Missouri, Nebraska, Oregon State, TCU, Texas Tech, Utah, Washington and others.

Personal: Kenneth Edison-McGruder was born December 26, 1996 ... Son of Eric Edison ... Undeclared major.

Edison-McGruder's Career Stats

Year	GP	UT-AT-TT	TFL	Sacks	INT	PBU	QBH	FF	FR	BK
2015	12	10-3-13	0	0	0	0	0	0	0	0
2016	13	29-11-40	0.5	0	0	0	1	0	1	0
Career	25	39-14-53	0.5	0	0	0	1	0	1	0



Kenneth Edison-McGruder



PLAYER BIOS



OKLAHOMA STATE
COWBOYS



98 BRENDON EVERS

DEFENSIVE TACKLE | 6-2 | 209 | FRESHMAN
BIXBY, OK/BIXBY

Ranked as a three-star prospect by *ESPN*, *Rivals*, *Scout* and *247Sports* ... Helped his team win three straight state championships, anchoring the defense as the nose guard in a 3-4 scheme ... *Scout* lists him as the No. 1 defensive tackle prospect in Oklahoma and the No. 32 defensive tackle in the country ... *ESPN*, *247Sports* and *Rivals* list him as a top-20 prospect in Oklahoma, at Nos. 13, 14 and 18, respectively.

High School: Played for coach Loren Montgomery at Bixby ... Helped lead his team to state championships as a sophomore, junior and senior ... His team went 10-3 as a senior and he finished with 45 tackles, 16.5 tackles for loss, nine sacks, four forced fumbles and a blocked field goal ... Named to *The Oklahoman's* All-State team as a senior ... Also a first team selection to the 2016 ALL-USA Oklahoma Football Team, compiled by *USA Today* ... Recorded 72 total tackles and 23.5 tackles for loss as a junior in 2015, adding four sacks, a forced fumble and a fumble recovery ... A two-time all-district selection ... Sophomore numbers included 17 tackles, eight tackles for loss and 3.5 sacks ... Also competed in baseball, wrestling and track ... Honorable mention for the academic all-district team ... Chose Oklahoma State over offers from UTSA, Colorado State, Ohio, Wyoming and Arkansas State

Personal: Son of James and Judy Evers ... Born on July 11, 1998, in Dallas, Texas ... Has volunteered with the Special Olympics and done other community service organizations ... Plans to study business law.



OKLAHOMA STATE
COWBOYS



47 TYLER FERGUSON

COWBOY BACK | 6-2 | 260 | R-JUNIOR
MCKINNEY, TEXAS/BOYD

Career Highs

Tackles	2 vs. Southeastern Louisiana, 2016
TFL	1.0, twice, last vs. Southeastern Louisiana, 2016
Sacks	1.0 vs. Kansas, 2015

Walk-on who converted from defensive tackle to Cowboy Back in the spring of 2017.

2016 (Sophomore): Saw action in a pair of games ... Logged two tackles and one tackle for loss in the season opener against Southeastern Louisiana, and played late but did not record any stats in the Cowboys' Alamo Bowl win over No. 10 Colorado.

2015 (Freshman): Played late against UTSA and Kansas, recording a sack for a loss of 10 yards and a safety in OSU's win over Kansas.

2014: Redshirt

High School: Attended Boyd HS in McKinney, Texas, where he was coached by Don Drake ... Two-time all-district defensive lineman ... All-region honoree after making 68 tackles and seven sacks and forcing four fumbles his senior year ... Honored with the Academic Excellence Award for maintaining a grade point average of 3.5 or above ... Also competed in lacrosse ... Participated with his church group and with PALS.

Personal: Tyler Vance Ferguson was born June 10, 1996, in Plano, Texas ... Son of Matthew and Donna Ferguson ... Chemical engineering major.

Ferguson' Career Stats

Year	GP	UT-AT-TT	TFL	Sacks	INT	PBU	QBH	FF	FR	BK
2015	2	1-0-1	1.0	1.0	0	0	0	0	0	0
2016	2	2-0-2	1.0	0	0	0	0	0	0	0
Career	4	3-0-3	2.0	1.0	0	0	0	0	0	0



OKLAHOMA STATE
COWBOYS



42 SIONE FINEFEUIAKI

COWBOY BACK | 6-0 | 245 | JUNIOR
SANTA CLARA, CA/WILCOX/
COLLEGE OF SAN MATEO

Pronounced see-OH-nay FEE-nay-FAY-you-wee-AH-kee

Ranked as the top junior college fullback prospect by *247Sports*, which also lists him as a three-star prospect at the position ... *247Sports* also lists him as the No. 32 JUCO prospect in California and the No. 162 JUCO prospect in nation ... A strong player with a low center of gravity who fits into the Cowboy offense as a Cowboy Back.

Junior College: Played for coach Larry Owens at the College of San Mateo ... Helped lead his team to a Bay 6 Conference title and a playoff berth his last season at CSM ... Played a big role in the running game and passing game in junior college ... Caught 34 passes for 495 yards and seven touchdowns and rushed 17 times for 120 yards and a touchdown as a sophomore in 2016 ... Chose Oklahoma State over Rhode Island.

High School: Played for coach Dan Brown at Adrian Wilcox HS ... Saw time at fullback, tight end and linebacker ... As a linebacker, he was selected to the Charlie Wedemeyer High School All-Star Game after his senior year ...

Helped his team to a 9-2 record as a senior ... His stats that year included 896 rushing yards and 10 touchdowns on 96 carries, six catches for 78 yards and a touchdown, a team-high 92 total tackles, seven sacks, two interceptions, four pass breakups and four forced fumbles ... As a junior, his team went 8-4 and he tallied 109 rushing yards and a score on 18 carries, 179 receiving yards and two touchdowns on eight receptions, a team-high 110 tackles with eight tackles for loss and a sack, three interceptions and one forced fumble.



OKLAHOMA STATE
COWBOYS



31 TRE FLOWERS

SAFETY | 6-3 | 200 | R-SENIOR
CONVERSE, TEXAS/JUDSON

Pronounced TRAY

2015 Second Team Academic All-Big 12
2016 Second-Team All-Big 12 (Coaches)
2016 Barry Sanders Award (Most contribution with the least recognition)

Career Highs

Tackles	13, at West Virginia, 2015
TFL	1.0, seven times, last at Oklahoma, 2016
Pass Break Ups	2, twice, last vs. Iowa State, 2016
Interceptions	1, twice, last vs. TCU, 2015

Long, rangy and productive safety who has more career tackles than any current member of the team with 200 ... Has developed into one of the Big 12's best returning safeties heading into the 2017 season.

2016 (Junior): Second-team All-Big 12 selection by the coaches ... Played in all 13 games and started 12 ... His seven pass break-ups led the team ... Racked up 61 tackles, including 45 solo stops and two tackles for loss ... Part of one of the plays of the year in college football and a Piesman Trophy finalist play as he received a lateral from Vincent Taylor after he blocked and picked up a Texas PAT attempt and took it 70 yards for a two-point PAT return ... Forced a Samaje Perine fumble in the game against Oklahoma that was recovered by the Cowboys, marking Perine's only lost fumble of the regular season ... Forced another fumble against Iowa State ... Recovered a fumble in the season opener against Southeastern Louisiana.

2015 (Sophomore): Second team Academic All-Big 12 honoree ... Started every game at strong safety ... Fourth on the team with 83 tackles, including 67 solo stops ... Led the team with nine passes defended, totaling two interceptions and seven breakups ... Added 3.5 tackles for loss ... Recorded his first career interception on the opening series of the 2015 season ... Had one of his best games vs. No. 5 TCU, picking off QB Trevone Boykin in the third quarter and adding another pass break up and 10 total tackles ... Named OSU's defensive player of the game



PLAYER BIOS



Tre Flowers

against West Virginia, totaling a career-high 13 tackles ... Led the Cowboys with nine tackles vs. Ole Miss in the Sugar Bowl ... Had at least two tackles in every game and double digit tackles on three occasions ... Forced a fumble at Iowa State.

2014 (Freshman): Played in 12 games as a freshman and started at safety in six of them ... Was the sixth-leading tackler on the team with 56 tackles, including 47 solo stops ... Had a season-best eight tackles against Iowa State ... Recorded at least five tackles in seven games ... Credited with one tackle for loss against TCU and Texas ... Also credited with three pass breakups.

2013: Redshirt.

High School: Coached by Mark Smith ... All-district and all-area selection who also earned honorable mention all-state accolades ... Racked up 76 tackles, three interceptions and a pass defended his senior year ... A three-star prospect by *ESPN.com*, *Rivals.com* and *Scout.com* ... *Scout.com* ranked him as the No. 32 safety in the nation and *ESPN.com* had him as the No. 64 safety nationally ... Also competed in basketball and track and field ... Member of the A/B honor roll and participated with the Fellowship of Christian Athletes ... Held scholarship offers from Kansas State, Mississippi State, BYU, Boise State, Arizona State and Utah, among numerous others.

Personal: Trequille Flowers was born June 2, 1995, in Converse, Texas ... Son of Rodney and Crystal Flowers ... Brother, Rodney, plays football for Langston University and his sister, Aleshia Flowers, played basketball at South Florida ... Uncle, Erik Flowers, played with several teams during his seven seasons in the NFL ... Majoring in management.

Flowers' Career Stats

Year	GP	UT-AT-TT	TFL	Sacks	INT	PBU	QBH	FF	FR	BK
2014	12	47-9-56	2.0	0	0	3	0	0	0	0
2015	13	67-16-83	3.5	0	2	7	0	1	0	0
2016	13	45-16-61	2.0	0	0	7	0	2	1	0
Career	38	159-41-200	7.5	0	2	17	0	3	1	0



OKLAHOMA STATE
COWBOYS



66 LEMAEFE GALEAI

OFFENSIVE LINE | 6-4 | 340 | R-JUNIOR
EULESS, TEXAS/TRINITY

Pronounced lem-AH-eh-feh naw-LAY-eye

A developing prospect who has seen the bulk of his action on special teams to this point.

2016 (Sophomore): Saw action in Cowboy wins over Southeastern Louisiana, Kansas and Colorado.

2015 (Freshman): Played in every game except the season opener, primarily blocking on special teams for PATs and field goal attempts ... Did see some time on the field with the offense.

2014: Redshirt.

High School: Coached by Steve Linewaver at Trinity ... Played guard and anchored a dominant line that helped Trinity establish a powerful running game and finish 11-3 his senior year ... Finished his last season with 79 knockdown blocks and an overall grade of 91 percent, only allowing two sacks ... Two-time first team all-district ... *Associated Press* Sports Editors honorable mention all-state and a *Texas Football Magazine* top 300 Texas recruit ... Three-star recruit by *Scout.com*, which ranked him No. 44 at his position ... Also offered by Baylor, BYU and Utah State.

Personal: Lemaefe Galeai Jr. was born Sept. 7, 1995, in Bedford, Texas ... Son of Lemaefe and Tania Galeai ... Undeclared major.



OKLAHOMA STATE
COWBOYS



76 DYLAN GALLOWAY

OFFENSIVE LINEMAN | 6-5 | 310 | R-FRESHMAN
DALLAS, TEXAS/COPPELL

An offensive line prospect who played on the scout team during his redshirt season and is a very good candidate to be on the two-deep in 2017.

2016: Redshirt.

High School: Played for coach Michael DeWitt at Coppel ... A solid blocker in the running and passing game who earned all-district recognition ... Helped Coppel average nearly 200 rushing per game as a senior.

Personal: Dylan Galloway was born Feb. 19, 1998 in Dallas, Texas ... Son of Desiree Galloway and Dennis James ... Undeclared major.



OKLAHOMA STATE
COWBOYS



86 TRISTON GRANT

DEFENSIVE END | 6-4 | 235 | R-FRESHMAN
OWASSO, OK/OWASSO

Walk-on defensive end who played on the scout team while taking a redshirt season last year.

2016: Redshirt.

High School: Played for coach Bill Patterson at Owasso ... Was a team captain and earned all-state recognition as a defensive end ... Finished his high school career with 32 sacks and 200 tackles ... Also recognized as a first team academic all-state selection and was part of the National Honor Society.

Personal: Born March 9, 1998, in Tulsa, Okla. ... Son of Melanie Hasty-Grant and Ken Grant ... Father, Ken, played football at Oklahoma State and lettered in 1987 and 1988 ... Grandfather, Don Grant, played football and boxed at Louisiana College ... Cousin, Collin Cahill, plays baseball at Arkansas State ... Studying business finance and economics.



PLAYER BIOS



OKLAHOMA STATE
COWBOYS



4 A.J. GREEN

CORNERBACK | 6-1 | 180 | SOPHOMORE
DESOTO, TEXAS/DESOTO

Career Highs

Tackles	2 vs. Colorado, 2016
Pass Break Ups	No career pass breakups
Interceptions	No career interceptions

Young cornerback prospect who saw significant playing time on special teams as a freshman ... Is a candidate to earn a starting spot in 2017.

2016 (Freshman): Saw action in nine games for the Cowboys, including each of the final eight contests. Notched a pair of tackles in the Cowboys' win over No. 10 Colorado in the Alamo Bowl.

High School: Played for coach Todd Peterman at DeSoto ... A first team all-district selection as a sophomore and a senior ... An honorable mention to the all-state team as a senior and named one of his team's MVPs ... An honorable mention to the academic all-state team ... Also a talented basketball player.

Personal: Alvin J. Green was born June 9, 1998, in Dallas, Texas ... Son of Nissaa Muhammad and Alvin Green ... Part of an athletic family with four cousins playing high-level sports: Alex Harding plays for the WNBA's Phoenix Mercury, Marcus Harden plays for Georgia's football team, David Harden plays for the Memphis football team and Briana Holman plays for Nebraska's volleyball team ... Undeclared major.

Green's Career Stats

Year	GP	UT-AT-TT	TFL	Sacks	INT	PBU	QBH	FF	FR	BK
2016	9	1-1-2	0	0	0	0	0	0	0	0
Career	9	1-1-2	0	0	0	0	0	0	0	0



OKLAHOMA STATE
COWBOYS



18 ZA'CARRIUS GREEN

SAFETY | 5-11 | 205 | R-SOPHOMORE
DUNCANVILLE, TEXAS/DUNCANVILLE

Pronounced zuh-CARE-ee-us

A developing safety who contributes on special teams.

2016 (Freshman): Saw action in five games for the Cowboys, recording four tackles, primarily on special teams.


2015: Redshirt.

High School: Played for coach Jeff Dicus and coach Coby Richards at Duncanville ... Named linebackers MVP for his team ... Totaled 89 tackles during his senior and 56 during his junior season ... All-district selection as a senior and a junior ... Also played basketball and competed in track and field ... Was an active participant with SkillsUSA ... Chose Oklahoma State over offers from Iowa, Iowa State, Kansas, Louisiana Tech, North Texas and others.

Personal: Za'Carrius Green was born Dec. 26, 1996, in Alexandria, La. ... Son of LaTonya Green ... Undeclared major.

Green's Career Stats

Year	GP	UT-AT-TT	TFL	Sacks	INT	PBU	QBH	FF	FR	BK
2016	5	3-1-4	0	0	0	0	0	0	0	0
Career	5	3-1-4	0	0	0	0	0	0	0	0



OKLAHOMA STATE
COWBOYS



81 LC GREENWOOD

RECEIVER | 6-3 | 210 | FRESHMAN
GARLAND, TX/LAKEVIEW CENTENNIAL

A big receiver with good size and speed ... Ranked as a four-star prospect by *ESPN*, *Rivals*, *Scout* and *247Sports* ... *Scout* lists him as the No. 21 wide receiver prospect in the nation and the No. 145 overall prospect ... All four outlets rank him among the top 65 wide receivers nationally ... *Rivals* and *247Sports* list him as a top 50 player in the state of Texas.

High School: Played for coach Kendall Miller at Lakeview Centennial ... A unanimous pick for the 10-6A football all-district first team as a senior after hauling in 65 catches for 1,091 yards and 16 touchdowns ... Also his team's offensive MVP ... Junior numbers included 821 receiving yards and nine touchdowns on 59 catches ... Contributed as a sophomore as well, totaling 14 catches for 201 yards and four touchdowns ... Totaled 2,113 receiving yards and 29 touchdowns on 138 catches during his high school career ... Chose Oklahoma State over reported offers from Wisconsin, TCU, Iowa, Mississippi State, Utah, Kansas, Illinois, San Diego State, SMU, UTSA, Colorado State, Nevada, New Mexico, Tulane and Utah State ... Committed to the Cowboys in August of 2016.

Personal: Shamond Syrese Greenwood was born July 7, 1999, in Dallas, Texas.



OKLAHOMA STATE
COWBOYS



51 ARLINGTON HAMBRIGHT

OFFENSIVE LINE | 6-5 | 305 | JUNIOR
YPSILANTI, MI/BELLEVILLE/GARDEN CITY CC

Early enrollee who participated in 2017 spring practice.

Junior College: Played for coach Jeff Sims at Garden City CC ... Part of a team that finished unbeaten and won the NJCAA National Championship as a sophomore in 2016 ... Helped pave the way for a Garden City rushing attack that averaged 194.8 yards per game ... Also saw some time on the defensive line during his time at Garden City ... Rated as a three-star prospect by *Rivals*, *Scout* and *247Sports* ... *Rivals* named him the No. 34 JUCO prospect in the class and *Scout* listed him at No. 59 ... Chose Oklahoma State over reported offers from Houston, N.C. State, Memphis, Toledo, South Alabama, Colorado State, Florida Atlantic and others.

High School: Attended Belleville High School in Belleville, Michigan, where he was coached by Matt Davenport ... Weighed 254 pounds and played defensive end during his high school days ... Also played basketball.

Personal: Arlington Hambricht was born Jan. 30, 1996, in Ypsilanti, Michigan ... Son of Stacey Ford.



OKLAHOMA STATE
COWBOYS



16 DEVIN HARPER

LINEBACKER | 6-1 | 240 | R-FRESHMAN
KNOXVILLE, TENN./KARNS

Young linebacker prospect who contributed on the scout team while redshirting in 2016.

2016: Redshirt.

High School: Played for coach Tobi Kilgore at Karns ... Played on both sides of the ball throughout his high school career ... Averaged 213 all-purpose yards per game as a senior while logging 40 tackles on the defensive side ... An all-district and all-state selection ... Also competed in basketball and track and field ... Earned the team's play of the week on two occasions ... Actively involved with AVID (Advancement Via Individual Determination) at Karns.

Personal: Devin Harper was born May 13, 1998, in Atlanta ... Son of Kevin and Alacia Harper ... His father, Kevin, was also an NCAA Division I athlete ... Undeclared major.



PLAYER BIOS



OKLAHOMA STATE
COWBOYS



25 MADRE HARPER
CORNERBACK | 6-1 | 190 | SOPHOMORE
ARLINGTON, TEXAS/LAMAR

Pronounced muh-DRAY

Career Highs

Tackles	3 vs. Colorado, 2016
Pass Break Ups	No career pass breakups
Interceptions	No career interceptions

Saw significant action on special teams as a freshman ... A candidate to start in 2017.

2016 (Freshman): Saw special teams action in 12 games, recording eight total tackles ... Recovered a fumble for a touchdown on a muffed punt against Southeastern Louisiana in his first career game.

High School: Played for coaches Laban DeLay and Trent Fuller at Lamar ... Earned a reputation as a great special teams performer in addition to his outstanding coverage ability ... Helped lead Lamar to an 11-2 record as a senior ... A three-year first team all-district selection ... Also competed in track and field ... Actively involved with Keep Grand Prairie Beautiful and Mission Arlington.

Personal: Madre Madison Harper was born Oct. 13, 1997, in Irving, Texas ... Son of Michael and Madiola Harper ... His father, Michael, played football at Memphis and his cousin, Rod McClenton played football at Utah State ... Nutritional studies major with an option in allied health.

Harper's Career Stats

Year	GP	UT-AT-TT	TFL	Sacks	INT	PBU	QBH	FF	FR	BK	
2016	12	5-3-8	0	0	0	0	0	0	0	1	0
Career	12	5-3-8	0	0	0	0	0	0	0	1	0



OKLAHOMA STATE
COWBOYS



33 KEVIN HENRY
LINEBACKER | 6-0 | 230 | R-SOPHOMORE
BATON ROUGE, LA./CENTRAL

2016 Second-Team Academic All-Big 12

Career Highs

Tackles	5 vs. Texas Tech, 2016
TFL	0.5 vs. Colorado, 2016
Sacks	No career sacks

A developing prospect at Oklahoma State's "star" linebacker position who saw significant playing time in his freshman season ... A candidate to start in 2017.

2016 (Freshman): Named an Academic All-Big 12 recipient ... Saw action in all 13 games for the Cowboys as a freshman, recording 18 total tackles ... Intercepted his first career pass in the Cowboys' win over No. 10 West Virginia ... Had two tackles and a tackle for loss in the Cowboys' Alamo Bowl victory over No. 10 Colorado.

2015: Redshirt.

High School: Played for coach Sid Edwards at Central ... Finished his senior year with 80 total tackles, 10 tackles for loss, three interceptions, six forced fumbles and a fumble recovery ... Totaled 47 total tackles, six tackles for loss, a sack and three interceptions as a junior ... Named to the *New Orleans Times-Picayune* class 4A all-state first team, the all-district 5A-4 first team and a Louisiana Sportswriters Association class 5A all-state team honorable mention as a senior ... Junior honors included the Louisiana Coaches Association class 5A all-state first team and the all-district 5A-4 first team ... Also played basketball and baseball ... Also recruited by LSU, Mississippi, Louisiana Tech, Louisiana-Monroe, Grambling, Nicholls State, Southeastern Louisiana, Southern and others.

Personal: Kevin Lamar Henry was born March 9, 1996, in Baton Rouge, La. ... Son of Diane Henry and Kevin Simon ... First cousin, Brandon Bass, plays for the NBA's Boston Celtics ... Undeclared major.

Henry's Career Stats

Year	GP	UT-AT-TT	TFL	Sacks	INT	PBU	QBH	FF	FR	BK
2016	13	13-5-18	0.5	0	1	0	0	0	0	0
Career	13	13-5-18	0.5	0	1	0	0	0	0	0



OKLAHOMA STATE
COWBOYS



5 JUSTICE HILL
RUNNING BACK | 5-10 | 185 | SOPHOMORE
TULSA, OKLA./BOOKER T. WASHINGTON

2016 FBS Freshman Rushing Leader
2016 Freshman All-America First Team (FWAA)
2016 Freshman All-America First Team (*USA Today*)
2016 Big 12 Newcomer of the Year (Associated Press)
2016 Big 12 Offensive Freshman of the Year (Coaches)
2016 Second-Team All-Big 12 (Coaches)

Career Highs

Rushes	22 at Kansas, 2016
Rushing Yards	162 at Kansas, 2016
Long Rush	38 at Baylor, 2016

The 2016 FBS freshman rushing champion with 1,142 yards - a total that makes him Oklahoma State's all-time leading freshman rusher.

2016 (Freshman): Produced the top freshman rushing season in Oklahoma State history with 1,142 yards ... That mark led all FBS freshmen in 2016 and surpassed the OSU freshman rushing record set by Mike Hamilton in 2005 (961 yards) and the OSU true freshman season mark that was set by Thurman Thomas in 1984 (843 yards) ... His 1,142 rushing yards were the fifth-most for a freshman in Big 12 Conference history ... In addition to being the only OSU freshman to ever surpass 1,000 rushing yards in a season, he is the only freshman in school history to rush for 100 yards in six games ... No other Cowboy freshman has done it more than three times ... Even more impressive, all six of his 100-yard games came against Power





PLAYER BIOS

Five conference opponents ... His six 100-yard rushing games were the second-most among all Big 12 players ... With a career-high 162 rushing yards in OSU's win over Kansas, he tallied the second-highest rushing total ever for an OSU true freshman, trailing only Thurman Thomas's 206 rushing yards against Kansas State in 1984 ... His average of 105.9 rushing yards per game (on 5.8 yards per carry) in Big 12 play ranked third in the league and he's the only freshman who ranked in the top 10 rushers of the Big 12 ... Played in all 13 games and started the final 10 ... The only OSU true freshman to start a game during the season and one of just nine to play at all ... In addition to his 162-yard outburst against Kansas, his other 100-yard games included his first career start at Baylor (122), the following game vs. Texas (135), Texas Tech (126 yards), TCU (126 yards) and in the Cowboys' Alamo Bowl win over No. 10 Colorado (100 yards) ... Narrowly missed another with a 99-yard day at Oklahoma ... Scored six rushing touchdowns, with one each against Baylor, Texas, Iowa State, Kansas, Texas Tech and Colorado ... Carried the ball at least 20 times in three games, including a high for any Cowboy with 25 vs. Texas, 22 vs. Kansas and 20 vs. Baylor ... Led the team in rushing yards and in carries with 206 ... OSU's first 1,000-yard rusher in a season since Joseph Randle in 2012 ... Added 46 yards on five receptions ... Ranked second on the team behind only James Washington with 1,188 all-purpose yards and second behind only Mason Rudolph in total offense with 1,142 ... Named the Big 12 Newcomer of the Week for his performances against Baylor, Texas and Kansas.

High School: Played for coach Marvin Dantzler at Booker T. Washington ... Helped lead the team to a 10-1 season with an appearance in the state semifinals as a senior ... An all-state selection and the 6A-II offensive player of the year as a senior ... Had 198 carries for 1,948 yards and 32 touchdowns his senior season, adding 12 catches for 103 yards ... Rushed for 276 yards and five touchdowns against Claremore ... Had a long rush of 98 yards and surpassed 100 yards rushing in every game ... As a junior, totaled 1,426 yards and 22 touchdowns on 219 carries with an average of 6.5 yards per carry and 142.6 yards per game ... Also competed in track and field ... A member of the National Honor Society and actively involved with Men of Power.

Personal: Justice Hill was born Nov. 14, 1997, in Tulsa ... Son of Derrick and Tia Hill ... Finance major.

Hill's 2016 Game-by-Game Rushing Stats

Date	Opponent	No.	Gain	Loss	Net	TD	Long	Avg.
Sept. 3	SE Louisiana	7	33	3	30	0	8	4.3
Sept. 10	Central Michigan	5	31	0	31	0	17	6.2
Sept. 17	Pittsburgh	12	38	10	28	0	18	2.3
Sept. 24	at Baylor	20	128	6	122	1	38	6.1
Oct. 1	Texas	25	143	8	135	1	30	5.4
Oct. 8	Iowa State	18	63	6	57	1	11	3.2
Oct. 22	at Kansas	22	162	0	162	1	32	7.4
Oct. 29	West Virginia	19	56	2	54	0	8	2.8
Nov. 5	at Kansas State	9	44	0	44	0	9	4.9
Nov. 12	Texas Tech	18	127	1	126	1	31	7.0
Nov. 19	at TCU	16	155	1	154	0	32	9.6
Dec. 3	at Oklahoma	16	100	1	99	0	32	6.2
Dec. 29	vs. Colorado	19	107	7	100	1	37	5.3

Hill's 2016 Game-by-Game Receiving Stats

Date	Opponent	No.	Yds.	TD	Long
Sept. 3	SE Louisiana	1	6	0	6
Sept. 10	Central Michigan	0	0	0	0
Sept. 17	Pittsburgh	0	0	0	0

Sept. 24	at Baylor	0	0	0	0	0	0	0
Oct. 1	Texas	0	0	0	0	0	0	0
Oct. 8	Iowa State	2	16	0	16	0	11	8.0
Oct. 22	at Kansas	1	22	0	22	0	22	22.0
Oct. 29	West Virginia	0	0	0	0	0	0	0
Nov. 5	at Kansas State	0	0	0	0	0	0	0
Nov. 12	Texas Tech	0	0	0	0	0	0	0
Nov. 19	at TCU	1	2	0	2	0	2	2.0
Dec. 3	at Oklahoma	0	0	0	0	0	0	0
Dec. 29	vs. Colorado	0	0	0	0	0	0	0

Hill's Career Rushing Stats

Year	G	Att.	Gain	Loss	Net	Avg.	TD	Long	Avg./G
2016	13	206	1187	45	1142	5.5	6	38	87.8
Career	13	206	1187	45	1142	5.5	6	38	87.8

Hill's Career Receiving Stats

Year	G	Rec.	Yds.	Avg.	TD	Long	Avg./G
2016	13	5	46	9.2	0	22	3.5
Career	13	5	46	9.2	0	22	3.5



OKLAHOMA STATE
COWBOYS



59 MATT HOCKETT

KICKER/PUNTER | 6-2 | 215 | R-JUNIOR
NORMAN, OKLA./NORMAN

OSU's second-team kicker behind Ben Grogan in 2015 and the second-team punter behind Zach Sinor in 2016.

2016 (Sophomore): Played late in the season-opener against Southeastern Louisiana, kicking off once for 65 yards.

2015 (Freshman): Saw late game action against UTSA and Kansas ... Averaged 61.5 yards on two kickoffs and attempted a field goal vs. Kansas.

2014: Redshirt

High School: Attended Norman HS in Norman, Okla., where he was coached by Gregg Nation ... An all-state selection by *The Oklahoman* and by the coaches ... Also earned all-state recognition as a soccer player ... Earned Norman HS special teams MVP honors after averaging 43.3 yards per punt and connecting on 14-of-17 field goals with a long of 49 yards ... Of his 40 kickoffs, 38 resulted in a touchback ... Also played basketball ... Member of the National Honor Society, the Key Club, the student congress, Mu Alpha Theta and volunteered with the Special Olympics.

Personal: Matthew John Hockett was born Sept. 17, 1995, in Oklahoma City ... Son of John and Angie Hockett ... Physiology major.

Hockett's Career Kicking Stats

Year	FGM-FGA	Pct.	1-19	20-29	30-39	40-49	50+	Lg	Blk
2015	0-1	0.0	0-0	0-1	0-0	0-0	0-0	0	0
Career	0-1	0.0	0-0	0-1	0-0	0-0	0-0	0	0



OKLAHOMA STATE
COWBOYS



30 CHUBA HUBBARD

RUNNING BACK | 6-1 | 190 | FRESHMAN
SHERWOOD PARK, ALBERTA, CANADA/BEV FACEY

Pronounced CHOO-buh

An athletic, shifty running back out of Alberta, Canada with elite speed and a long offer list ... Listed as a four-star prospect by *ESPN* and *Rivals* ... *247Sports* lists him as the No. 23 running back prospect in the 2017 class, while *ESPN* tabs him as the No. 31 running back and *Rivals* names him the No. 28 athlete ... *ESPN* and *247Sports* list him as the No. 1 player in Alberta and *Canada Football Chat* lists him as the best high school prospect in Canada ... Has competed at the world level as a sprinter and will also run on the Cowboy track and field team.

High School: Played for coach Curtis Martin at Bev Facey Community High School, playing under Canadian football rules ... Over three seasons at Bev Facey, he rushed for 6,880 yards on 458 attempts (15.0 yards per carry) with 82 touchdowns ... Although his senior season was cut short due to injury, he rushed for 2,330 yards with 23 touchdowns in 14 games ... Named to the all-Canadian first team, as well as the league MVP and his team's MVP ... Junior numbers included 3,213 rushing yards and 40 touchdowns on an average of 18.6 yards per carry ... Rushed for 1,337 rushing yards and 19 touchdowns as a sophomore ... He also saw time at defensive back during his high school career ... Led Canada's national team to a 42-0 win over the United States in a January 2015 Under-15 International Bowl, rushing for three touchdowns and earning MVP honors for the game ... Was a decorated athlete in track and field at the national and international level ... Competed at the 2015 IAAF World Youth Championships in Cali, Colombia, placing fourth overall in the 100-meter sprint with personal-best finish of 10.55 seconds in the semifinal ... A three-time national champion for his age group in the 100 meters ... In addition to his athletic contributions, he served as part of an on-campus leadership group in high school ... Chose Oklahoma State over offers from Alabama, Oklahoma, Auburn, Miami (Fla.), Oregon, Texas A&M, Tennessee, TCU, North Carolina, Colorado, Georgia, California, Pittsburgh, Missouri, Syracuse, Iowa State, Washington State and others.

Personal: Chuba Robert-Shamar Hubbard was born June 11, 1999, in Edmonton, Alberta, Canada ... Son of Candace Hubbard and Lester Yearwood ... Plans to study sports management at Oklahoma State.



PLAYER BIOS



OKLAHOMA STATE
COWBOYS



70 BEN HUGHES

DEFENSIVE TACKLE | 6-1 | 325 | R-SENIOR
WACO, TEXAS/UNIVERSITY

Career Highs

Tackles 1 vs. Kansas, 2015
TFL No career tackles for loss

Has seen spot duty during his career ... Has great strength.

2016 (Junior): Played late in the Cowboys' win over Southeastern Louisiana but did not record any statistics.

2015 (Sophomore): Saw action against UTSA and Kansas, recording his first career tackle against the Jayhawks.

2014 (Freshman): Saw action against Missouri State and UTSA, but did not record any statistics.

2013: Redshirt.

High School: Coached by Matt Carrol ... A four-star prospect by *ESPN.com* and a three-star prospect by both *Rivals.com* and *Scout.com* ... *ESPN.com* ranked him as the nation's No. 31 defensive tackle and the No. 44 player overall in the state of Texas ... Had 87 tackles (17 for loss with six sacks) his junior year ... A member of the *Waco Tribune-Herald* Super CenTex first team and also a top-100 recruit in Texas by the same publication ... Also competed in track and field, power lifting, basketball and soccer ... Earned a spot on his school's top six percent A honor roll ... Participated in several extracurricular activities including assisting with little league football, the choir, culinary arts and art club ... Held scholarship offers from Kansas State and Mississippi State, among others.

Personal: Ben Hughes IV was born Aug. 23, 1994, in Waco, Texas ... Son of Ben Hughes and Deanna Young ... His father played football at Texas State and his aunt, Shayla Hughes, ran track at Texas ... University studies/ education major.

Hughes' Career Stats

Year	GP	UT-AT-TT	TFL	Sacks	INT	PBU	QBH	FF	FR	BK
2014	2	0-0-0	0	0	0	0	0	0	0	0
2015	2	0-1-1	0	0	0	0	0	0	0	0
2016	1	0-0-0	0	0	0	0	0	0	0	0
Career	5	0-1-1	0	0	0	0	0	0	0	0



OKLAHOMA STATE
COWBOYS



40 LUKE HUPP

COWBOY BACK | 5-10 | 270 | R-JUNIOR
LOUISBURG, KS/LOUISBURG/FORT SCOTT CC

Walk-on Cowboy Back who has played on the scout team.

2016 (Sophomore): Played a role as part of the Cowboy scout team.

2015: Redshirt. Walked on at OSU.

2014 (Freshman at Fort Scott): Signed with Fort Scott Community College out of high school but didn't play football.

High School: Played for coach Gary Griffin at Louisburg High School ... Started every game all four years of his career ... Rushed for 1,000 yards in his last two seasons, scoring more than 20 total touchdowns in both his junior and senior years while starting on both sides of the ball as a linebacker and fullback ... Also played basketball and competed in track and field.

Personal: Luke Robert Hupp was born Dec. 22, 1995, in Overland Park, Kan. ... Son of Scott and Cynthia Hupp ... Father, Scott, played football at Kansas and grandfather, Bob Hupp, played football at Wayne State ... Studying business.



OKLAHOMA STATE
COWBOYS



73 TEVEN JENKINS

OFFENSIVE LINEMAN | 6-6 | 310 | R-FRESHMAN
TOPEKA, KAN./TOPEKA

Pronounced TEV-in

Young offensive line prospect who contributed on the scout team as a true freshman in 2016 and is a candidate to crack into the two-deep in 2017.

2016: Redshirt.

High School: Played for coach Walt Alexander at Topeka ... A tall lineman with good hands and athleticism ... A two-time honoree on Kansas all-state, all-league and all-city teams ... Recognized on the academic honor roll all four years of his high school career ... Also played basketball and baseball.

Personal: Teven Bradlee Jenkins was born March 3, 1998, in Topeka, Kan. ... Son of Brad Jenkins ... Undeclared major.



OKLAHOMA STATE
COWBOYS



8 BRAYDON JOHNSON

RECEIVER | 6-1 | 185 | FRESHMAN
ARLINGTON, TX/BOWIE

Pronounced BRAY-din

Ranked as a three-star prospect by *ESPN*, *Rivals*, *Scout* and *247Sports* ... *Rivals* lists him as the No. 76 wide receiver prospect in the country and the No. 89 player in Texas ... *Scout* and *247Sports* also list him among the top 200 wide receivers in the class.

High School: Played for coach Danny DeArman at Bowie ... Finished with 1,261 all-purpose yards as a senior, including 729 receiving yards, 335 kick return yards and 152 punt return yards, all of which were the most on his team ... Scored eight receiving touchdowns and one punt return touchdown as a senior, averaging 25.3 yards per punt return and 30.5 yards per kickoff return ... Caught a team-high 45 passes and added three carries for 45 yards to help lead a team that finished 10-3 ... Also competed for a state champion track and field team ... Chose Oklahoma State over offers from Iowa, Minnesota, Kansas, Louisiana-Monroe, Tulsa, Colorado State and Utah State.

Personal: Braydon K. Johnson was born Dec. 2, 1998, in Oklahoma City, Okla. ... Son of Danny Johnson and Kristi Wall ... Plans to study Biology at Oklahoma State.



OKLAHOMA STATE
COWBOYS



13 TYRON JOHNSON

RECEIVER | 6-1 | 185 | R-SOPHOMORE
NEW ORLEANS, LA./WARREN EASTON/LSU

Career Highs

Receptions 5 at Ole Miss, 2015
Receiving Yards 83 at Ole Miss, 2015
Long Reception 61 vs Western Kentucky, 2015

Transferred to Oklahoma State from LSU during preseason camp in 2015 and sat out per NCAA transfer rules ... Will have three years of eligibility with the Cowboys starting in 2017 ... Was rated as a five-star prospect by *Rivals* coming out of high school and was considered the No. 2 receiver prospect in the class of 2015.



PLAYER BIOS

2016: Redshirt.

2015 (Freshman year at LSU): Played in nine games at wide receiver ... Tallied nine catches for 150 yards with two touchdowns and a long reception of 61 yards on the season ... Led the team with 83 receiving yards (on five catches) and one 39-yard TD reception at Ole Miss ... Caught his first career touchdown, a 61-yarder, versus Western Kentucky ... Saw his first action as a Tiger against Auburn and made one catch.

High School: Attended Warren Easton HS in New Orleans, Louisiana, where he was coached by Antonio Hull ... Rated as a five-star prospect by *Rivals* ... *247 Sports*, *ESPN* and *Scout* gave him four stars ... Ranked as high as the No. 11 overall prospect nationally, No. 2 wide receiver nationally, and No. 1 prospect coming out of Louisiana ... Racked up 94 receptions for 1,589 yards and 17 touchdowns as a senior ... Registered 87 receptions for 1,433 yards and 17 touchdowns as a junior ... Member of the *Rivals* 250, *ESPN* 300, *247 Sports* Top 247 and *Scout* 300 ... Selected to the Class 4A All-State Team ... Earned an invitation to the Under Armour All-American Game ... Named to *MaxPreps* Medium Schools All-American Team ... Named 2014 All-USA First Team by *USA Today* ... Participated in Nike's The Opening, a camp for the country's top prospects ... Helped lead his team to a 12-3 record, district title, and state championship game appearance in 2014.

Personal: Tyron Johnson was born Jan. 8, 1996 ... Parents are Carlene Billy and Tyrone Johnson.

Johnson's 2015 Game-by-Game Receiving Stats (at LSU)

Date	Opponent	No.	Yds.	TD	Long
Sept. 5	McNeese State		DNP		
Sept. 12	at Mississippi State		DNP		
Sept. 19	Auburn	1	0	0	0
Sept. 26	Syracuse	0	0	0	0
Oct. 3	Eastern Michigan	0	0	0	0
Oct. 10	South Carolina	2	6	0	6
Oct. 17	Florida	0	0	0	0
Oct. 24	Western Kentucky	1	61	1	61
Nov. 7	at Alabama	0	0	0	0
Nov. 14	Arkansas		DNP		
Nov. 21	at Ole Miss	5	83	1	39
Nov. 28	Texas A&M	0	0	0	0
Dec. 29	vs. Texas Tech		DNP		

Johnson's Career Receiving Stats

Year	G	Rec.	Yds.	Avg.	TD	Long	Avg/G
2015	9	9	150	16.7	2	61	16.7
Career	9	9	150	16.7	2	61	16.7



OKLAHOMA STATE
COWBOYS



24 MALIK KEARSE

CORNERBACK | 6-0 | 170 | SENIOR
MIAMI, FLA./MONSIGNOR PACE/FORT SCOTT CC

Pronounced muh-LEEK curse

Career Highs

Tackles	1, Southeastern Louisiana, 2016
Interceptions	No career interceptions
Pass Break Ups	No career pass break ups

Looks to crack into the playing time rotation for the first time in 2017.

2016 (Junior): Saw action in the Cowboys' season opener against Southeastern Louisiana, recording a tackle.

Junior College: Played for coach Curtis Horton at Fort Scott CC ... Played cornerback in all 10 games both as a freshman and as a sophomore ... Totaled 66 tackles, three tackles for loss, 15 pass breakups and two interceptions in two years at Fort Scott ... As a sophomore, recorded 29 tackles, one tackle for loss and ranked second on the team in pass breakups with seven ... As a freshman, he tallied 37 tackles, two tackles for loss, two interceptions and a team-best eight breakups ... An honorable mention at cornerback on the 2014 KJCCC All-Conference team.

High School: Played for coach Mario Smith at Monsignor Edward Pace High School ... Totaled six interceptions and 30 pass breakups in high school despite missing part of his career due to injury ... Impressed with his speed and toughness ... Also competed in track and field.

Personal: Malik Jordan Kearsse was born June 12, 1996, in Aventura, Fla. ... Son of Henry Kearsse and Malikah Jones ... Undeclared major.

Kearsse's Career Stats

Year	GP	UT-AT-TT	TFL	Sacks	INT	PBU	QBH	FF	FR	BK
2016	1	1-0-1	0	0	0	0	0	0	0	0
Career	1	1-0-1	0	0	0	0	0	0	0	0



OKLAHOMA STATE
COWBOYS



79 MATT KEGEL

OFFENSIVE LINEMAN | 6-5 | 295 | R-FRESHMAN
CHASKA, MINN./CHASKA

Pronounced KAY-gull

Adds depth to OSU's offensive line.

2016: Redshirt.

High School: Played for coach Bryan Dahl at Chaska ... A key figure on the offense who helped lead his team to an 8-3 finish as a senior ... Named all-state, all-conference and all-district as a senior ... Also competed in track and field and lacrosse during his high school career ... Ranked as a three-star prospect by most major recruiting services ... The No. 2 offensive guard prospect in the state of Minnesota according to *Scout.com* and the No. 11 overall prospect in the state by *Rivals.com* ... Chose Oklahoma State over reported offers from Minnesota, Iowa State and Pittsburgh.

Personal: Matthew Kegel was born Feb. 20, 1998, in Hilversum, Netherlands ... Son of Chris and Leslie Kegel ... His grandfather, Arthur Kegel played football and wrestled at Alabama ... Undeclared major.



OKLAHOMA STATE
COWBOYS



75 MARCUS KEYES

OFFENSIVE LINE | 6-3 | 300 | R-SOPHOMORE
PORT ALLEN, LA./PORT ALLEN

2016 Second-Team Academic All-Big 12

The only freshman to start on the offensive line in 2016 ... One of OSU's most promising players moving forward.

2016 (Freshman): A Second-Team Academic All-Big 12 selection ... Was the only freshman to start on the offensive line, starting all 13 games at left guard ... Played a major role in Justice Hill becoming the first freshman in school history to surpass 1,000 rushing yards ... Was a strong contributor on an offensive line that cleared the way for a substantial uptick in the running game from the previous season, as the Cowboys went from averaging 3.6 yards per carry and 126.8 yards per game without Keyes playing in 2015 to averaging 4.5 yards per carry and 171.0 yards per game with Keyes helping pave the way in 2016 ...



PLAYER BIOS



Marcus Keyes

Oklahoma State had two games of 200 yards rushing in 2015, but increased that total to five such games in 2016 ... Cowboy running backs combined for 25 rushing touchdowns in 2016, matching the two-year total from 2014 and 2015 combined.

2015: Redshirt.

High School: Played for coach Guy Blanchard ... Played on both the offensive and defensive lines ... Originally committed to Louisiana, but made a late switch to Oklahoma State ... Also offered by Missouri, Houston and Louisiana Tech.

Personal: Marcus Keyes was born June 30, 1996 ... Son of Denise Smith ... His father, Tyrone Keyes, played on the defensive line for the Chicago Bears ... Undeclared major.



OKLAHOMA STATE
COWBOYS



27 J.D. KING

RUNNING BACK | 5-11 | 205 | FRESHMAN
FITZGERALD, GA/FITZGERALD

A shifty running back who is listed as a three-star prospect by *ESPN*, *Rivals*, *Scout* and *247Sports* ... *Scout* tabs him as the No. 26 running back recruit in the nation and as the No. 3 running back in Georgia ... *Rivals* and *247Sports* both list him as the No. 45 running back in the class.

High School: Played for coach Jason Strickland at Fitzgerald ... Finished his high school career with nearly 6,000 rushing yards ... Led his team to a 13-2 finish and a state championship appearance as a senior, rushing for 1,798 yards and 21 touchdowns and adding 549 receiving yards and nine touchdown catches ... Named class AA first-team All-State in 2016 by the *Atlanta Journal Constitution* ...

Was the state's leading rusher in 2015, totaling 2,432 yards and 33 touchdowns on 341 carries for a state runner-up team ... Named the 2015 *AJC* Class AA Offensive Player of the Year and to the *AJC* "Super 11" ... Also named first team all-state ... Ran for a career-high 335 yards on 44 carries and scored three touchdowns in a playoff victory in 2015 ... Had 214 carries for 1,559 yards and 15 touchdowns as a sophomore in 2014 ... Also competed in track and field ... Chose Oklahoma State over offers from Virginia Tech, N.C. State, Minnesota, Western Kentucky, Cincinnati, South Alabama, Florida Atlantic, Marshall, Troy, Tulane, UCF and others.

Personal: JD King was born Nov. 8, 1998 in Fitzgerald, Ga. ... Son of Juan and Sophie King ... His relatives David King (Tennessee State) and LaDamien Coney (Lamar) played college football ... Plans to study criminal justice.



OKLAHOMA STATE
COWBOYS



9 JOHN KOLAR

QUARTERBACK | 6-4 | 200 | R-SOPHOMORE
NORMAN, OKLA./NORMAN NORTH

Pronounced KOE-larr

Career Highs

Completions	1 vs. Southeastern Louisiana, 2016
Attempts	2 vs. Southeastern Louisiana, 2016
Yards	8 vs. Southeastern Louisiana, 2016
Passing TD	No career passing TD's
Long Pass	8 vs. Southeastern Louisiana, 2016

Enrolled early for the spring semester of 2015 and is now in his third year in the program.

2016 (Freshman): Saw action against Southeastern Louisiana, completing one of his two pass attempts for eight yards and rushing twice for 18 yards.

2015: Redshirt.

High School: Played for coach Wade Standley at Norman North ... As a senior, was 127-of-244 passing for 2,292 yards with 24 touchdowns ... Also had 95 carries for 524 yards and five touchdowns ... Played in the Semper Fidelis U.S. Marine Corps All-American Game ... A four-star prospect by *Rivals.com*, *ESPN* and *247Sports* ... Ranked as the No. 1 prospect in Oklahoma and No. 3 pocket passer in the nation by *ESPN* ... A regional Elite 11 quarterback participant ... Named team MVP and outstanding academic athlete at Norman North and outstanding academic athlete for the city of Norman ... Named first team all-district and first team all-conference ... Honorable mention all-state by *The Oklahoman* ... *Vype* Oklahoma Mr. Football semi-finalist ... As a junior, threw for 1,675 yards and 15 touchdowns on 109-of-168 passing ... Had 56 carries for 287 yards and three touchdowns, as well as 11 receptions for 136 yards ... Also played basketball and baseball and was active with FCA ... An early commitment who accepted his first offer from Oklahoma State.

Personal: John Joseph Kolar was born Dec. 30, 1996, in Norman ... Son of Maria and Randall Kolar ... Mother, Maria, played volleyball at Notre Dame ... Management information systems major.

Kolar's Career Passing Stats

Year	G	Effic	Cmp-Att-Int	Pct	Yds	TD	Lng	Avg/G
2016	1	83.60	1-2-0	50.0	8	0	8	8.0
Career	1	83.60	1-2-0	50.0	8	0	8	8.0



OKLAHOMA STATE
COWBOYS



15 CHRIS LACY

RECEIVER | 6-3 | 205 | SENIOR
DESOTO, TEXAS/DESOTO

2015 First Team Academic All-Big 12
2016 First-Team Academic All-Big 12
2016 Vernon Grant Award (Outstanding Leadership, Spirit and Enthusiasm)

Career Highs


Receptions	4, four times, last at TCU, 2016
Receiving Yards	109 at TCU, 2016
Long Reception	63 at TCU, 2016
Receiving TD	2, twice, last vs. West Virginia, 2016

A smart receiver with good size and hands who emerged as a significant playmaker during the second half of his junior season.

2016 (Junior): A First-Team Academic All-Big 12 selection ... Earned the team's Vernon Grant Award, which is presented to a player who shows outstanding leadership,



PLAYER BIOS



Chris Lacy

spirit and enthusiasm ... Played in every game except the season opener and started at Kansas State ... OSU's fourth-leading receiver with 31 catches and 489 yards ... One of four Cowboys to reach 100 receiving yards in a game in 2016 ... Set a career-best with 109 receiving yards on four catches in OSU's win over TCU, marking the most receiving yards of any player in the game ... Added one of his three touchdowns against the Frogs ... Also had 100 yards receiving on four catches in the previous game against Texas Tech ... His other two receiving touchdowns came in OSU's win over then-No. 10 West Virginia ... Other notable performances included a four-catch, 64-yard effort against Pitt and a three-catch, 52-yard day against Texas ... Had a career-long reception against TCU, making a 63-yard grab to help set up an OSU touchdown ... Has seven catches of at least 20 yards, the fourth-most on the team ... Also had four catches of at least 30 yards.

2015 (Sophomore): Played in every game and started against Kansas ... Caught eight passes for 120 yards and two touchdowns ... Caught his first and second career touchdowns in his first start against Kansas ... Had 76 receiving yards in that game for his highest output of the season.

2014 (Freshman): Played in every game except the regular season finale at Oklahoma ... Caught one pass for five yards in his first college game against Florida State ... Had one reception in three straight games, including a 19-yard catch against UTSA, a 23-yard catch against Texas Tech and a catch against Iowa State ... Credited with two tackles on kickoffs against UTSA.

High School: Coached by Claude Mathis ... Finished his senior year at DeSoto with 60 catches for 1,206 yards and 16 touchdowns, leading DeSoto to a 14-1 record and a semifinal appearance in the state playoffs ... Named DeSoto offensive team MVP as a senior ... Tallied 29 catches for 339 yards and three scores as a junior ... *Associated Press* Sports Editors honorable mention all-state Team, first team all-District, *Texas Football Magazine* top 300 Texas recruits and top 30 wide receivers as a senior ... Also ran track ... Graduated third in his class and received

the SOAR Award each year of his high school career for recording at least a 95 average in all classes ... Member of the Math Honor Society and National Honor Society ... Held offers from Arizona State, Missouri, Nebraska, Iowa and Northwestern, among others.

Personal: Chris Lacy was born Jan. 28, 1996, in Fort Worth, Texas ... Son of Chris and Karen Lacy ... Majoring in industrial engineering and management.

Lacy's 2014 Game-by-Game Receiving Stats

Date	Opponent	No.	Yds.	TD	Long
Aug. 30	vs. Florida State	1	5	0	5
Sept. 6	Missouri State	0	0	0	0
Sept. 13	UTSA	1	19	0	19
Sept. 25	Texas Tech	1	23	0	23
Oct. 4	Iowa State	1	0	0	0
Oct. 11	at Kansas	0	0	0	0
Oct. 18	at TCU	0	0	0	0
Oct. 25	West Virginia	0	0	0	0
Nov. 1	at Kansas State	0	0	0	0
Nov. 15	Texas	0	0	0	0
Nov. 22	at Baylor	0	0	0	0
Dec. 6	at Oklahoma		DNP		
Jan. 2	vs. Washington	0	0	0	0

Lacy's 2015 Game-by-Game Receiving Stats

Date	Opponent	No.	Yds.	TD	Long
Sept. 3	at Central Michigan	1	7	0	7
Sept. 12	Central Arkansas	0	0	0	0
Sept. 19	UTSA	0	0	0	0
Sept. 26	at Texas	0	0	0	0
Oct. 3	Kansas State	1	15	0	15
Oct. 10	at West Virginia	0	0	0	0
Oct. 24	Kansas	4	76	2	38
Oct. 31	at Texas Tech	2	22	0	11
Nov. 7	TCU	0	0	0	0
Nov. 14	at Iowa State	0	0	0	0
Nov. 21	Baylor	0	0	0	0
Nov. 28	Oklahoma	0	0	0	0
Jan. 1	vs. Ole Miss	0	0	0	0

Lacy's 2016 Game-by-Game Receiving Stats

Date	Opponent	No.	Yds.	TD	Long
Sept. 3	SE Louisiana		DNP		
Sept. 10	Central Michigan	2	10	0	7
Sept. 17	Pittsburgh	4	64	0	28
Sept. 24	at Baylor	3	32	0	15

Oct. 1	Texas	3	52	0	28
Oct. 8	Iowa State	2	27	0	14
Oct. 22	at Kansas	1	11	0	11
Oct. 29	West Virginia	3	31	2	19
Nov. 5	at Kansas State	3	33	0	17
Nov. 12	Texas Tech	4	100	0	33
Nov. 19	at TCU	4	109	1	63
Dec. 3	at Oklahoma	1	9	0	9
Dec. 29	vs. Colorado	1	11	0	11

Lacy's Career Receiving Stats

Year	G	Rec.	Yds.	Avg.	TD	Long	Avg./G
2014	12	4	47	11.8	0	23	3.9
2015	13	8	120	15.0	2	38	9.2
2016	12	31	489	15.8	3	63	40.8
Career	37	43	656	15.3	5	63	17.7



OKLAHOMA STATE
COWBOYS



54 FUA LEILUA

DEFENSIVE TACKLE | 6-3 | 300 | JUNIOR
SPANISH FORK, UT/SPANISH FORK/
WEBER STATE/SNOW JC

Pronounced FOO-uh lay-LOO-uh

Ranked as a three-star prospect by *ESPN*, *Rivals*, *Scout* and *247Sports* ... *Scout* tabs him as the No. 63 overall junior college prospect in the country, while *ESPN* lists him as the No. 18 JUCO defensive tackle and *247Sports* lists him as the No. 2 JUCO prospect in Utah.

Junior College: Played for coach Britt Maughan at Snow College ... Recorded 32 tackles in his sophomore season, including 14 solo stops and 2.5 tackles for loss ... Was the second-leading tackler on the defensive line despite missing two games ... Also recorded one interception and returned it for 15 yards ... Chose Oklahoma State over other offers from Arizona State, TCU, Purdue and Utah State.


Freshman (2015 at Weber State): Played in 10 games as a defensive end after signing with Weber State in February 2015 ... Recorded 14 tackles on the year with a season high of three against both Northern Colorado and Southern Utah ... Also had 1.5 tackles for loss during the season.

High School: Played for coach Kirk Chambers at Spanish Fork High School ... Recorded 111 career tackles for the Dons and had 9.5 career sacks ... Earned honorable mention all-state honors and academic all-region honors ... Also wrestled in high school and won the state championship in the 220-pound division.

Personal: Ioane Utufua Leilua was born Aug. 28, 1997, in Anaheim, Calif. ... Son of Fili and Natasha Leilua ... His uncle, Matt Asiata played football at Utah and now plays for the Minnesota Vikings ... Plans to study marketing.



PLAYER BIOS



OKLAHOMA STATE
COWBOYS



95 VILI LEVENI

DEFENSIVE END | 6-4 | 280 | R-SENIOR
HURST, TEXAS/L.D. BELL

Pronounced VILL-ee luh-VEN-ee

Career Highs

Tackles	4, twice, last at Baylor, 2016
Tackles For Loss	2.0 vs. Pittsburgh, 2016
Sacks	1.0, last vs. Iowa State, 2016

Made a major impact on the Cowboy defensive line with his ability to play tackle or end before an injury sidelined him nine games into the season.

2016 (Junior): Played in nine games before suffering an injury ... Recorded 12 total tackles, 3.5 tackles for loss and two quarterback hurries ... Also recorded two sacks ... Made his first career start against Texas ... Tallied a career-high two tackles for loss in the Cowboys' win over Pittsburgh ... Recorded at least one tackle in each appearance.

2015 (Sophomore): Missed the season due to injury.

2014 (Freshman): Played in every game as part of the rotation at defensive tackle ... Credited with 16 tackles on the year including 11 solo stops ... Made at least one tackle in nine games and set a career best with four stops in the regular season Bedlam finale ... Credited with two tackles and 1.5 tackles for loss in the Cactus Bowl win over Washington ... Had one sack for a 10 yard loss against West Virginia ... Also had a tackle for loss against UTSA and Kansas State.

2013: Redshirt.

High School: Coached by Mark Smith ... Logged 41 tackles (11 for loss) and three sacks as a senior ... Had 38 tackles (six for loss) and two sacks as a junior ... A three-star prospect by *ESPN.com*, *Rivals.com* and *Scout.com* ... Ranked as the nation's No. 68 defensive end by *Scout.com* ... A member of the *Fort Worth Star-Telegram* super team ... A top-100 Dallas-area recruit by the *Dallas Morning News* ... Two-time first-team all-district honoree ... Carried scholarship offers from Utah, Boise State, Mississippi State, Houston and Navy, among others.

Personal: Vili Leveni was born June 3, 1995 ... Son of Melesete Leveni ... One of eight children, he has five sisters and two brothers ... Management and marketing major.

Leveni's Career Stats

Year	GP	UT-AT-TT	TFL	Sacks	INT	PBU	QBH	FF	FR	BK
2014	13	11-5-16	4.5	1.0	0	0	1	0	0	0
2015	0	0-0-0	0	0	0	0	0	0	0	0
2016	9	6-6-12	3.5	2.0	0	1	2	0	0	0
Career	22	17-11-28	8.0	3.0	0	1	3	0	0	0



OKLAHOMA STATE
COWBOYS



71 BRAD LUNDBLADE

OFFENSIVE LINEMAN | 6-3 | 300 | SENIOR
ARGYLE, TEXAS/LIBERTY CHRISTIAN

- 2015 CoSIDA Academic All-District First Team
- 2015 First Team Academic All-Big 12
- 2016 First-Team Academic All-American (CoSIDA)
- 2016 First-Team Academic All-District (CoSIDA)
- 2016 First-Team Academic All-Big 12
- 2016 Vernon Grant Award (Outstanding Leadership, Spirit and Enthusiasm)

Intelligent one-time walk-on who was put on scholarship prior to the opening of 2015 fall camp and has started every game the past two seasons.

2016 (Junior): Received several academic honors, highlighted by earning a spot on the CoSIDA Academic All-America Division I Football first team ... He was the only player from a Big 12 school to earn first-team honors in 2016 ... Also selected to the CoSIDA First-Team Academic All-District Team and the First-Team Academic All-Big 12 Team ... Started every game at center, helping guide the Cowboy offensive line back into a considerable force ... Played a major role in Justice Hill becoming the first freshman in school history to surpass 1,000 rushing yards ... A central figure of an offensive line that paved the way for a substantial uptick in the running game from the previous season, as the Cowboys went from averaging 3.6 yards per carry and 126.8 yards per game in 2015 to averaging 4.5 yards per carry and 171.0 yards per game in 2016 ... Oklahoma State had two games of 200 yards rushing in 2015, but increased that total to five such games in 2016 ... Cowboy running backs combined for 25 rushing touchdowns in 2016, matching the two-year total from 2014 and 2015 combined.

2015 (Sophomore): First team Academic All-Big 12 honoree and first-team selection to the CoSIDA Academic All-District squad ... Started every game ... Snapped without incident throughout the season.


2014 (Freshman): Walked on to the Cowboy football team as a late addition ... Played significant reps in the last seven games of the season and earned a start at Baylor.

High School: Coached by Greg Price at Liberty Christian School ... A first-team all-state selection as a senior and a junior ... Also competed in track and field, winning the state championship in the discus throw three times and twice in the shot put ... Graduated high school with a 3.9 GPA ... Regularly volunteered in the youth service at his church.

Personal: Bradford Ryan Lundblade was born Sept. 21, 1995, in Nashville, Tenn. ... Son of Kirk and Diane Lundblade ... His father, Kirk, played basketball for SMU ... Marketing major.



Vili Leveni



OKLAHOMA STATE
COWBOYS



44 PATRICK MACON

LINEBACKER | 6-3 | 240 | JUNIOR
MEMPHIS, TN/MILLINGTON CENTRAL/
ARIZONA WESTERN CC

The National Junior College Athletic Association Defensive Player of the Year ... Rated as a four-star prospect by *Scout* and as a three-star by *ESPN*, *Rivals* and *247Sports* ... *Rivals* ranks him as the No. 23 JUCO prospect in the country and *247Sports* lists him as the No. 4 JUCO inside linebacker in the class.



PLAYER BIOS

Junior College: Attended Arizona Western College, where he was coached by Tom Minnick ... Named the National Junior College Athletic Association Defensive Player of the Year as a sophomore in 2016 ... Also earned Western States Football League co-defensive player of the year and first-team all-conference honors after leading the Matadors to an 11-1 record in 2016 and an appearance in the national championship game ... Was the leading tackler for a defensive unit that ranked among the top five teams nationally in both rushing defense and passing defense and surrendered an average of only 8.0 points per game during the regular season ... Bagged 122 tackles, 27.5 tackles for loss, nine sacks and nine forced fumbles as a sophomore ... His 122 tackles ranked fourth in the nation and his 27.5 tackles for loss and nine fumbles forced both led the nation ... Also credited with two fumble recoveries, an interception and seven pass break-ups his sophomore year ... Recorded 82 tackles and four sacks as a freshman in 2015 ... Chose Oklahoma State over reported offers from Arizona, San Diego State and Utah State.

High School: Attended Millington Central HS in Millington, Tennessee, where he was coached by Chris Michael ... Earned all-state honors from the Tennessee Sports Writers Association and was all-district and a Liberty Bowl High School All-Star his senior year.

Personal: Patrick Macon, Jr. was born Nov. 8, 1996, in Memphis, Tennessee ... He is the son of Tanya and Patrick Macon.



69 KEVIN MAHON
KICKER | 6-0 | 195 | R-SENIOR
ARLINGTON, TEXAS/MARTIN/NAVARRO JC/
TARRANT COUNTY COLLEGE

Junior college transfer who is a walk-on in the Oklahoma State program.

2016 (Junior): Walked on and served a role as one of Oklahoma State's reserve kickers.

Junior College: Played for coach Brian Mayer at Navarro Junior College during the 2014 season ... Finished his junior college studies at Tarrant County College ... Named to the Honorary Dean's List at both Navarro and Tarrant County College.

High School: Played for coach Bob Wager at Martin ... Rated as a 4.5 star kicker by Kohl's Kicking ... The organization also ranked him as a top 50 kicker nationally in the class and as one of the top 10 kickers in the state of Texas ... Also played soccer ... Part of the Boy Scouts and a member of the United States Golf Association ... Also involved with FCA and various mentoring groups networked through Boy Scouts, football, and the USGA.

Personal: Kevin Mahon was born Nov. 30, 1994, in Arlington, Texas ... Son of Don and Elizabeth Mahon ... Father, Don, played college baseball ... Studying geology.



40 BROCK MARTIN
DEFENSIVE END | 6-4 | 235 | FRESHMAN
OOLOGAH, OK/OOLOGAH

A big defensive end who has also excelled as a wrestler ... Ranked as a three-star prospect by *ESPN*, *Rivals*, *Scout* and *247Sports* ... *ESPN* tabs him as the No. 11 prospect in Oklahoma, while *Scout* ranks him as the No. 57 defensive end prospect in the nation and the No. 2 defensive end in the state.

High School: Played for coach Brandon Craig at Oologah ... Named *The Oklahoman's* All-State Defensive Player of the Year as a senior after leading Oologah to its third straight Class 4A title game ... An all-state selection in 2015 and 2016 and the 2016 district defensive player of the year as well ... Finished his high school career with more than 50 sacks and 400 tackles ... Played predominantly at defensive end, but sometimes lined up at defensive tackle or as a blitzing linebacker ... Senior stats included 152 tackles and 17 sacks in 14 games ... Also totaled 17 tackles for loss and forced four fumbles ... Missed five games of his junior season, but still totaled 96 tackles with 17 sacks ... In five games without him, Oologah's defense allowed an average of 21 points and that number dropped to approximately 12 points per game after he returned ... Also dominated as a sophomore, recording 189 total tackles with 17 sacks, 21 tackles for loss, seven pass break ups, three forced fumbles and two safeties ... Also a two-time state champion wrestler ... Honored academically on the superintendent's honor roll ... Chose Oklahoma State over reported offers from Kansas State, Texas Tech, Baylor, Tulsa, Memphis, Kansas, SMU, Wyoming, Colorado State and Utah State.

Personal: Brock Thomas Martin was born March 1, 1999, in Grapevine, Texas ... Son of Robert and Penny Martin ... His relative, Terry Beeson, played for the Seattle Seahawks, San Francisco 49ers and Kansas Jayhawks ... Plans to study business at Oklahoma State.



OKLAHOMA STATE
COWBOYS



1 JALEN MCCLESKEY
RECEIVER | 5-10 | 170 | JUNIOR
COVINGTON, LA./ST. PAUL'S

2015 Team Outstanding Offensive Newcomer

Career Highs

Receptions	11, twice, last vs. West Virginia, 2016
Receiving Yards	129 at Kansas, 2016
Long Reception	56 vs. Central Arkansas, 2016
Long Punt Return	67 (TD) at Texas Tech, 2016

One of the fastest players on the roster who has become one of the Cowboys' most valuable offensive playmakers ... His 73 receptions in 2016 are the most for any Big 12 player returning in 2017.

2016 (Sophomore): Led the team with 73 receptions and ranked second on the squad with 812 receiving yards and seven receiving touchdowns ... Ranked third in the Big 12 with 73 receptions ... Played a vital role in all 13 games and started 10 times ... Made at least two catches in every game ... Made a career-best 11 catches in each game against West Virginia and Central Michigan ... One of four Cowboys to surpass 100 yards receiving in a single game in 2016, as he did so three times ... Had 129 receiving yards at Kansas, 109 yards vs. Texas and 103 yards vs. Central Michigan ... Recorded a season-long 52-yard touchdown catch against Texas ... Also had a 36-yard touchdown grab against the Longhorns for a season-best two-touchdown game ... Had 13 receptions for at least 20 yards, which ranked as the second-most on the team and the eighth-most in the Big 12 ... Had six catches of at least 30 yards ... Ranked third on the team with 885 all-purpose yards ... Threw a pass to Rennie Childs to successfully complete a two-point conversion and help seal a 43-37 win at Kansas State ... Also recorded seven punt returns for 64 yards and carried the ball three times for nine yards.

2015 (Freshman): OSU coaches honored him with the Russell Okung Award for the team's outstanding newcomer ... One of four true freshmen to see the field for the Cowboys ... Played in every game ... Ranked fourth on the team with 29 catches ... Totaled 253 receiving yards and made three touchdown catches ... Made at least one catch in every game but one, with a season-high five catches at Texas Tech ... His highest receiving output of the year was 58 yards against UTSA ... Hauled in a season-long 56-yard catch vs. Central Arkansas ... Caught his first career touchdown reception against Kansas State and added two more against Baylor ... Handled OSU's punt return duties with 22 returns for 111 yards, including a season-best 67-yard return for a touchdown at Texas Tech ... Named OSU's special teams player of the game for his performance at Texas Tech.



PLAYER BIOS



Jalen McCleskey

High School: Played for coach Ken Sears at St. Paul's ... Caught 95 passes for 1,446 yards and 17 touchdowns as a senior ... Totaled 41 receptions for 657 yards and 10 touchdowns as a junior ... Listed on the academic honor roll ... Received all-district honors as a junior and senior ... Named St. Paul's athlete of the year his sophomore year ... Also excelled on the track and field team, earning all-district honors in the triple jump ... Recruited by Air Force, South Florida, Southeastern Louisiana, Southern Miss and Tulane, among others.

Personal: Jalen McCleskey was born Aug. 6, 1997, in New Orleans, La. ... Son of J.J. and Susan McCleskey ... His dad played college football at Tennessee and for the Saints and the Cardinals in the NFL ... Sports media major.

McCleskey's 2015 Game-by-Game Receiving Stats

Date	Opponent	No.	Yds.	TD	Long
Sept. 3	at Central Michigan	1	-1	0	0
Sept. 12	Central Arkansas	1	56	0	56
Sept. 19	UTSA	3	58	0	19
Sept. 26	at Texas	0	0	0	0
Oct. 3	Kansas State	3	12	1	4
Oct. 10	at West Virginia	1	6	0	6
Oct. 24	Kansas	1	20	0	20
Oct. 31	at Texas Tech	5	9	0	4
Nov. 7	TCU	4	30	0	18
Nov. 14	at Iowa State	1	22	0	22
Nov. 21	Baylor	3	16	2	9
Nov. 28	Oklahoma	3	1	0	3
Jan. 1	vs. Ole Miss	3	24	0	20

McCleskey's 2016 Game-by-Game Receiving Stats

Date	Opponent	No.	Yds.	TD	Long
Sept. 3	SE Louisiana	4	27	0	11
Sept. 10	Central Michigan	11	103	1	28
Sept. 17	Pittsburgh	3	17	0	12
Sept. 24	at Baylor	5	77	0	21
Oct. 1	Texas	4	109	2	52
Oct. 8	Iowa State	5	74	1	36
Oct. 22	at Kansas	6	129	0	47
Oct. 29	West Virginia	11	66	1	19
Nov. 5	at Kansas State	8	68	1	19
Nov. 12	Texas Tech	5	50	1	26
Nov. 19	at TCU	5	26	0	9
Dec. 3	at Oklahoma	2	16	0	12
Dec. 29	vs. Colorado	4	50	0	18

McCleskey's Career Receiving Stats

Year	G	Rec.	Yds.	Avg.	TD	Long	Avg./G
2015	13	29	253	8.7	3	56	19.5
2016	13	73	812	11.1	7	52	62.5
Career	26	102	1065	10.4	10	56	41.0

McCleskey's Career Special Teams Stats

Year	GP	KR	Yds	Avg	TD	Long	PR	Yds	Avg	TD	Long
2015	13	1	20	20.0	0	20	22	111	5.0	1	67
2016	13	0	0	0.0	0	0	7	64	9.1	0	18
Career	25	1	20	20.0	0	20	29	175	6.0	1	67



OKLAHOMA STATE
COWBOYS


39 JAKE MCCLURE

KICKER | 6-3 | 195 | FRESHMAN
CHATTANOOGA, TN/EAST HAMILTON

A versatile player who handled all of his high school's kicking duties ... Ranked as a three-star recruit by *ESPN* and *Scout* ... *ESPN* lists him as the No. 40 kicker prospect in the nation and the No. 31 overall player in Tennessee, while *247Sports* ranks him as the No. 8 punter in the class.

High School: Played for coach Ted Gatewood at East Hamilton ... Named an all-state class 4A kicker by the Tennessee Sports Writers Association, going 12-for-14 on field goal attempts as a senior with a long of 56 yards ... Also averaged roughly 46 yards per punt in his last high school season and earned all-region honors ... Went 4-for-8 on field goal attempts as a junior while hitting 63 of 65 PAT attempts and averaging 42 yards per punt ... Played soccer and tennis in high school, and was also involved with FCA, Special Olympics, prom committee, Tri-Community Volunteer Fire Department and Firebrand Youth ... Also held an offer from Colorado State.

Personal: Jake Alexander McClure was born Feb. 1, 1999, in Chattanooga, Tenn. ... Son of Al and Kris McClure ... His brother, Jaxon McClure, played soccer at Lee University ... Plans to study marketing at Oklahoma State.



OKLAHOMA STATE
COWBOYS

32 KRIS MCCUNE

SAFETY | 6-2 | 200 | FRESHMAN
FORNEY, TX/DALLAS CHRISTIAN

A versatile player who played running back, wide receiver and defensive back in high school, but projects as a defensive back at Oklahoma State ... Ranked as three-star prospect by *ESPN*, *Rivals*, *Scout* and *247Sports* ... *Scout* ranks him as the No. 12 cornerback in the country and *247Sports* lists him as the No. 82 safety in the class ... *ESPN* ranks him as the No. 90 overall prospect in Texas.

High School: Played for coach Mike Wheeler at Dallas Christian ... Named the defensive MVP at the Blue-Grey All-American Bowl following his senior season ... A first-team all-state and all-district defensive back as a senior, leading his team to an 11-1 record and state quarterfinals appearance ... Named to the all-district second team as a defensive back and an honorable mention all-district pick as a running back after his junior season in 2015 ... An all-district selection all four years of his high school career ... Also a standout in basketball, baseball and track and field and involved with Boy Scouts ... Held additional offers from Texas Tech and Kansas.

Personal: Kristopher Deonza Marquise McCune was born Oct. 6, 1998 ... Son of Reg and Marquita Murray ... Plans to study business at Oklahoma State.



OKLAHOMA STATE
COWBOYS

25 COLE MCKNIGHT

RECEIVER | 5-11 | 180 | R-SENIOR
CUSHING, OKLA./CUSHING

A valuable member of the scout team who served as the Cowboys' backup holder for field goals and PAT attempts in 2016.

2016 (Junior): Played late against Kansas ... Did not record any stats ... Served as the Cowboys' backup holder for field goals and PAT attempts.



PLAYER BIOS

2015 (Sophomore): Played late against Kansas ... Did not record any stats.

2014 (Freshman): Competed on the scout team.

High School: Attended Cushing HS in Cushing, Okla., where he was coached by Barrett Shupe ... Class 3A all-district wide receiver and member of the *Stillwater NewsPress* all-area team ... Also played basketball and soccer, earning all-district honors in 2009, 2010 and 2011 and honorable mention all-state in 2012 ... Member of the superintendent's honor roll, the principal's honor roll and the National Honor Society ... Recipient of the OSU Academic Excellence Scholarship ... Participated in the Fellowship of Christian Athletes and Family Career and Community Leaders of America.

Personal: Cole McKnight was born March 5, 1995, in Tulsa ... Son of Steve and Kim McKnight ... Is a black belt in mixed martial arts ... His grandfather, Jerry Holderread, played football at Oklahoma State and his cousin, Isaac McKnight, swam at Missouri State ... Nutritional sciences major, with an option in allied health.



77 TYLER MOORE
OFFENSIVE LINE | 6-4 | 305 | JUNIOR
GALENA PARK, TX/NORTH SHORE/MINNESOTA

Comes to the Cowboys after starting 20 games at center in his first two seasons at Minnesota ... Will sit out the 2017 season due to NCAA transfer rules but will then have two seasons of eligibility.

2016 (Sophomore at Minnesota): Started all 12 regular season games at center... Protected for an offense that rushed for 150 yards and four touchdowns and passed for 130 yards against Oregon State ... Paved the way for Minnesota to gain 593 yards of offense (292 rushing and 301 passing) against Indiana State, which was the most for the Gophers in 12 years ... Started against Rutgers and helped pave the way for Minnesota to rush for 243 yards and three touchdowns ... Blocked for an offense that rushed for five touchdowns at Illinois and one that rushed for 235 yards and five touchdowns against Purdue.

2015 (Freshman at Minnesota): Started the final eight games of the season at center ... In his first start, the Gophers rushed for 326 yards (most in a Big Ten game since 2005) and in his next four starts, Minnesota tied a school record as it passed for at least 250 yards in each game ... Made his season and collegiate debut at center at Purdue and blocked for an offense that rushed for 326 yards ... Was the first true freshman ever to start at center for coach Jerry Kill.

High School: Attended North Shore High School, where he was a three-year starter for the Mustangs and was coached by John Kay ... Finalist for the Touchdown Club of Houston Offensive Player of the Year as a senior ... His team advanced to the third round of the Texas state playoffs and finished with an 8-5 record ... Received all-district 21-6A first team recognition ... Ranked as a three-star prospect by *ESPN*, *Rivals*, *247Sports* and *Scout* ... *247Sports* listed him as the No. 8 center, *Scout* as the No. 9 and *ESPN* as the No. 55 center ... *247Sports* also had him as the No. 62 prospect in Texas, while *ESPN* had him at No. 118 ... Also competed in track and field.

Personal: Tyler Moore was born Oct. 18, 1996 ... Son of Samson and Mary Moore.



52 TANNER MORGAN
LONG SNAPPER | 6-1 | 235 | SOPHOMORE
ANKENY, IOWA/CENTENNIAL

Career Highs

Tackles 1 vs. Southeastern Louisiana
TFL No career tackles for loss

Gained valuable experience playing on Saturdays as a freshman in 2016.

2016 (Freshman): Earned a role as OSU's starting long snapper during his true freshman season ... Played in 10 games and snapped without incident ... Recovered a fumble deep in Baylor territory to set up a touchdown.

High School: Played for co-head coaches Jerry and Ryan Pezzetti at Ankeny Centennial High School ... Played on the defensive line, finishing his high school career with 105 tackles, 20 tackles for loss and 10 sacks ... Was a first-team selection for the all-state and all-district teams ... Also named to the first team for academic all-state ... Was actively involved with Fellowship of Christian Athletes.

Personal: Tanner Robert Morgan was born Sept. 3, 1997, in Des Moines, Iowa ... Son of Dave and Therese Morgan ... Father, Dave, played rugby for the University of Northern Iowa and mother, Therese, played golf for Iowa State ... Studies accounting.

Morgan's Career Stats

Year	GP	UT-AT-TT	TFL	Sacks	INT	PBU	QBH	FF	FR	BK
2016	10	0-0-0	0	0	0	0	0	0	0	1
Career	10	0-0-0	0	0	0	0	0	0	0	1



5 JEREL MORROW
SAFETY | 5-10 | 205 | R-SENIOR
EMPORIA, KAN./EMPORIA

Pronounced juh-RELL

2014 Second-Team Academic All-Big 12
2015 Second Team Academic All-Big 12
2015 OSU Outstanding Special Teams Player
2016 OSU Outstanding Special Teams Player

Career Highs

Tackles 4, three times, last vs. Texas, 2016
TFL 1.0 vs. UTSA, 2014
Pass Break Ups 1, five times, last vs. West Virginia, 2016

A two-time recipient of OSU's outstanding special teams player award, as presented by the coaches.

2016 (Junior): Played in 12 games as a junior, recording nine tackles and a pass breakup ... Recovered a fumble in the Cowboys' season-opening win over Southeastern Louisiana.

2015 (Sophomore): OSU coaches named him the team's outstanding special teams player for the year after he logged a team-high number of snaps on special teams ... Second team Academic All-Big 12 honoree ... Played in every game and finished with 14 total tackles, including 12 solo stops ... Had a season-high four tackles against UTSA.

2014 (Freshman): Saw action in every game and started once against Kansas State ... Credited with 13 tackles on the year and one sack against UTSA ... Also had a season high of four tackles against UTSA and at least one tackle in eight games.

2013: Redshirt.

High School: Coached by Bill Lowe ... Ranked as the No. 1 player in the state of Kansas by *ESPN.com* and *Rivals.com* ... Played in the Offense-Defense All-America Bowl ... Hauled in 38 receptions for 726 yards and five touchdowns as a senior ... Earned first-team all-state accolades as both a wide receiver and as a defensive back by different outlets ... *Rivals.com* tabbed him as the nation's No. 17 player under the "athlete" category ... Had scholarship offers from Nebraska, Missouri, Kansas State and Kansas among numerous others.

Personal: Jerel Morrow was born Sept. 22, 1994 ... Son of Tammy and Leon Morrow ... Marketing major.



PLAYER BIOS

Morrow's Career Stats

Year	GP	UT-AT-TT	TFL	Sacks	INT	PBU	QBH	FF	FR	BK
2014	13	12-1-13	1.0	1.0	0	0	0	0	0	0
2015	13	12-2-14	0.0	0.0	0	0	0	0	0	0
2016	12	6-3-9	0.0	0.0	0	1	0	0	1	0
Career	38	30-6-36	1.0	1.0	0	1	0	0	1	0



OKLAHOMA STATE
COWBOYS



13 LAMARCUS MORTON
CORNERBACK | 6-1 | 185 | FRESHMAN
GILMER, TX/GILMER

A two-way player who excelled as a receiver and defensive back in high school ... Rated as a four-star prospect by *ESPN* and a three-star prospect by *Rivals*, *Scout* and *247Sports* ... *ESPN* lists him as the No. 63 wide receiver prospect in the nation, while *Scout* ranks him as the No. 69 cornerback ... *ESPN* also lists him as the No. 59 overall prospect in Texas.

High School: Played wide receiver and cornerback for coach Matt Turner at Gilmer, finishing his high school career with 2,108 receiving yards, 23 receiving touchdowns, 72 tackles, 12 pass break ups and two interceptions ... As a senior he finished with 1,368 yards and 15 touchdowns on 67 receptions and was the leading receiver on a team that finished 13-2 and reached the state semifinals ... Also had 32 tackles and five pass break ups on defense ... Named to the Texas APSE Class 4A all-state second team as a senior ... Junior season numbers included 589 receiving yards and seven touchdowns on 34 catches while making 18 tackles, six pass break ups and two interceptions on defense ... Caught eight passes for 151 yards and a touchdown and made 22 tackles and one pass break up as a sophomore ... The Buckeyes had a record of 43-3 during his time on the varsity team, with a state championship his sophomore year and state semifinal appearances his junior and senior years ... Chose Oklahoma State over reported offers from Texas Tech, Indiana, Houston, Memphis, Tulsa, Louisiana Tech, Colorado State, UTSA and others.



OKLAHOMA STATE
COWBOYS



92 CAMERON MURRAY
DEFENSIVE TACKLE | 6-2 | 290 | R-FRESHMAN
BRYANT, ARK./BRYANT

Young defensive line prospect who contributed on the scout team during his redshirt season.

2016: Redshirt.

High School: Played for coach Paul Calley at Bryant ... Helped lead his team to a 9-3 record as a senior ... Was a dominant force on the defense for three seasons ... Named the 7A/6A-Central Conference co-defensive player of the year, as well as an all-state selection as a senior ... Recorded 10 tackles for loss and 51 tackles as a senior.

Personal: Cameron Murray was born Nov. 6, 1997 ... Son of Gerald and Andrette Murray ... Undeclared major.



OKLAHOMA STATE
COWBOYS



28 THABO MWANIKI
SAFETY | 5-11 | 185 | FRESHMAN
DENTON, TX/GUYER

Pronounced TAW-bo MWAH-nee-kee

The latest in the pipeline to Oklahoma State from Denton Guyer HS ... Played both offense and defense in high school but projects as a defensive back at Oklahoma State ... Ranked as the No. 65 athlete in the 2017 national class and the No. 111 overall prospect in Texas by *ESPN* ... *ESPN*, *Rivals*, *Scout* and *247Sports* list him as a three-star recruit, and *Scout* tabs him as the No. 13 athlete in Texas.

High School: Played for coach John Walsh at Denton Guyer HS, filling a versatile roll as a defense back, linebacker, ball carrier, wide receiver and quarterback ... Filled up the stat sheet as a senior, recording 64 tackles, nine passes defended and an interception on defense while totaling 243 rushing yards and four touchdowns on 43 carries, 261 receiving yards and one touchdown on 16 receptions and 63 passing yards with zero interceptions on 9-of-15 passing on offense ... A second-team selection at safety to the 6-6A all-district team as a senior despite covering such a wide range of responsibilities on the team ... Junior numbers included 61 total tackles, 14 tackles for loss, two sacks, six pass break ups and fumble recovery on defense and 293 receiving yards and touchdown on 18 catches on offense ... Saw his first varsity action as a sophomore, totaling 56 tackles, five tackles for loss, a pass break up and a fumble recovery ... Earned first-team all-district honors at linebacker as a junior and was a second-team all-district selection at safety as a sophomore ... Also competed for the track and field team ... Chose Oklahoma State over reported offers from TCU, UCLA, Colorado, Baylor, SMU, Kansas, Army, Air Force, Colorado State, Connecticut, Fresno State, New Mexico, North Texas and UTSA.

Personal: Thabo Mwaniki was born May 18, 1999, in Princeton, N.J. ... Son of Juliet Mwaniki ... His relative, Mathias Kiwanuka, played for Boston College and the New York Giants ... Plans to study industrial engineering at Oklahoma State.



OKLAHOMA STATE
COWBOYS



68 DEIONTE NOEL
OFFENSIVE LINE | 6-2 | 325 | R-JUNIOR
CIBOLO, TEXAS/STEELE

A developing prospect who adds depth to the offensive line.

2016 (Sophomore): Played in the Cowboys' season opener against Southeastern Louisiana, but did not record any statistics.

2015 (Freshman): Saw action in one game, playing late against Kansas.

2014: Redshirt.

High School: Attended Steele HS in Cibolo, Texas, where he was coached by Scott Lehnhoff and Mike Jinks ... Listed as the No. 56 offensive guard in the country and as a three-star recruit by *ESPN* ... Named to the all-district Team in 2012 and 2013 ... Also recruited by Houston, Rice, Boise State and Texas Tech.

Personal: Deionte Antonio Noel was born Jan. 13, 1996 ... Son of Leslie Noel ... Undeclared major.



OKLAHOMA STATE
COWBOYS



86 BARON ODOM
COWBOY BACK | 6-5 | 225 | FRESHMAN
WYNNEWOOD, OK/WYNNEWOOD

A four-sport athlete who played both ways on his high school football team ... Ranked as a three-star prospect by *Rivals* ... *247Sports* lists him as the No. 29 overall prospect in the state of Oklahoma and as the No. 102 tight end prospect in the national class.

High School: Played for coach Richard Norman at Wynnewood ... Led his team to an 11-4 record and a state championship game appearance as a senior, earning third team all-state honors from *The Oklahoman* and honorable mention all-state honors from the *Tulsa World* ... *Vype* Top 100 blue-chip prospect in Oklahoma ... Missed the first five games of his senior year with an injury, but in his next 10 games he caught 15 passes for 396 yards and seven touchdowns, while racking up 53 tackles, six sacks, seven tackles for loss, an interception, a forced fumble and a blocked kick on defense ... Played in 10 games a junior,



PLAYER BIOS

leading his team with 16 catches, 407 receiving yards and five receiving touchdowns ... Also recorded 25 tackles and a sack on defense ... Caught 19 passes for 388 yards and five touchdowns as a sophomore ... Also a talented athlete on the Wynnewood basketball, baseball and track and field teams ... Chose Oklahoma State over offers from Rice, Air Force, Army, Central Arkansas, Wyoming and others.

Personal: Baron Malone Odom was born March 5, 1998, in Weatherford, Texas ... Son of Brad and Tammy Odom ... Father, Brad, played football for East Central University, winning a national championship ... Uncle, Barry Odom, played football for Missouri and is now the head coach at Mizzou ... Uncle, Brian, played football for Oklahoma and Southeastern ... Plans of study computer science at OSU.



OKLAHOMA STATE
COWBOYS



91 DEQUINTON OSBORNE

DEFENSIVE TACKLE | 6-0 | 305 | R-SENIOR
GRAND PRAIRIE, TEXAS/SOUTH GRAND PRAIRIE/
KILGORE JC

Career Highs

Tackles 3, twice, last vs. Iowa State, 2016
Tackles For Loss 2.5 vs. Iowa State, 2016
Sacks 2.5 vs. Iowa State, 2016

A talented defensive tackle who has shown the ability to make plays when given opportunities.

2016 (Junior): Played in 11 games as part of the rotation on the defensive line ... Ranked third on the team with 3.5 sacks ... His 2.5 sacks against Iowa State matched the highest single-game total for any Cowboy ... Also credited with a sack against Central Michigan ... Intercepted a pass after dropping back in coverage against Kansas and returned it 27 yards just short of the end zone for one of the Cowboys' most memorable plays of the year ... That play was one of three OSU plays nominated for the Piesman Trophy ... Finished with 12 tackles and 10 solo stops to go with his 5.5 tackles for loss ... Multiple-tackle games included three tackles in the opener vs. Southeastern Louisiana, three vs. Iowa State, two vs. Kansas and two against Colorado as part of the Cowboys' win over the 10th-ranked Buffaloes in the Alamo Bowl.

Prior to OSU: Junior college transfer from Kilgore JC, where he totaled 61 tackles, 17 tackles for loss, six sacks, one interception and one pass breakup as sophomore in 2015 en route to securing first-team All-America recognition from the NJCAA ... First-team all-conference selection who was tabbed as the league's defensive player of the year in 2015 ... Led his team to the 2015 conference title ... As a freshman in 2014, he made 66 tackles, 13 tackles for loss, nine sacks, one interception, one forced fumble and one fumble recovery ... Sat out 2013 season as true freshman redshirt at Missouri before transferring to Kilgore.

High School: Attended South Grand Prairie HS in Grand Prairie, Texas, where he was coached by Brent Whitson ... Had 58 tackles, 14 tackles for loss, four sacks and a fumble recovery his senior year ... Was a first-team all-district honoree in 2013.

Osbourne's Career Stats

Year	GP	UT-AT-TT	TFL	Sacks	INT	PBU	QBH	FF	FR	BK
2016	11	10-2-12	5.5	3.5	1	0	2	0	0	0
Career	11	10-2-12	5.5	3.5	1	0	2	0	0	0



OKLAHOMA STATE
COWBOYS



93 JARRELL OWENS

DEFENSIVE END | 6-3 | 265 | R-JUNIOR
PALESTINE, TEXAS/PALESTINE

Pronounced juh-RELL

Career Highs

Tackles 5 at Oklahoma, 2016
TFL 1.0, 7 times, last vs. Colorado, 2016
Sacks 1.0, 5 times, last vs. Central Michigan, 2016


An effective performer off the edge who was a regular starter as a sophomore and has the look of someone with a bright future.

2016 (Sophomore): Played in all 13 games and started 12 ... Credited with 25 tackles, which included 17 solo tackles and 5.5 tackles for loss ... Did his best work down the stretch, as he had at least three tackles in three of his last four games ... Made at least one tackle in 11 games, including a career-best five at Oklahoma and four against Colorado in the Cowboys' win over the 10th-ranked Buffaloes in the Alamo Bowl ... His 2.5 sacks were the fourth-most on the team ... Made one sack in each of the first two games and another half sack vs. Iowa State ... Had a career-best 2.0 tackles for loss in the season opener ... Part of one of the most memorable plays of the year as he gained 29 interception return yards after receiving a lateral from Vincent Taylor, who received a lateral from Jordan Sterns, who intercepted a pass after it bounced off of a Kansas receiver ... That play was nominated for the Piesman Trophy.

2015 (Freshman): A regular contributor in the defensive end rotation who played in every game ... Finished with 11 tackles and eight solo stops ... Added 3.0 sacks and 3.0 tackles for loss, two quarterback hurries, a pass breakup and a forced fumble ... His first career tackle was a third-down sack at a critical juncture in the fourth quarter of OSU's win over Texas in Austin ... Sacked Trevone Boykin for a 10-yard loss in OSU's 49-29 win over No. 5 TCU ... Had another critical fourth-quarter sack that forced a fumble and turnover to seal OSU's win at TTU.

2014: Redshirt.

High School: Coached by Lance Angel ... Played primarily at running back, finishing his senior year with 81 carries for 678 yards and six touchdowns and 14 receptions for 232 yards and two touchdowns ... Also tallied 23 tackles, six tackles for loss and two forced fumbles ... Honorable mention all-East Texas, first team all-district and *Waco Tribune* top 50 Texas recruit as a senior ... Second team all-district as a junior ... Was a TCU commit before switching to OSU ... A four-star recruit on *Scout.com* and the No. 37 defensive end prospect in the nation ... Played basketball,



OKLAHOMA STATE
COWBOYS



11 AMEN OGBONGBEMIGA

LINEBACKER | 6-0 | 225 | R-FRESHMAN
CALGARY, ALBERTA, CANADA/NOTRE DAME HS

Pronounced AY-men awg-BONG-beh-MEE-guh

Linebacker prospect who contributed on the scout team in 2016.

2016: Redshirt.

High School: Played for coach Dave Diluzio at Notre Dame HS ... Part of a 37-game win streak that nearly set a Canadian record ... As a senior, he recorded 110 total tackles, 15 tackles for loss, four sacks, five forced fumbles and three fumble recoveries ... Junior year stats included 104 tackles, 13 tackles for loss, four forced fumbles, two fumble recoveries and three sacks ... Named first team all-district and his team's MVP as a senior ... A three-time academic honor roll selection ... Also competed in track and field.

Personal: Amen Ogbongbemiga was born Sept. 4, 1998, in Lagos, Nigeria ... Moved to Houston, Texas in 2003 then moved to Calgary in 2011 ... Son of Ngozi and Ayo Ogbongbemiga ... His brother, Alex, played football at Houston and in the Canadian Football League ... Accounting major.



PLAYER BIOS

averaging nine points and five rebounds per game ... Also offered by Texas Tech, Louisiana-Monroe and Texas State and recruited by Baylor, Iowa and Oklahoma.

Personal: Jarrell Owens was born Oct. 11, 1994 ... Son of Shelley Carter ... University studies/agricultural sciences and natural resources major.

Owens' Career Stats

Year	GP	UT-AT-TT	TFL	Sacks	INT	PBU	QBH	FF	FR	BK
2015	13	8-3-11	3.0	3.0	0	1	2	1	0	0
2016	13	17-8-25	5.5	2.5	0	0	3	0	0	0
Career	26	25-11-36	8.5	5.5	0	1	5	1	0	0



OKLAHOMA STATE
COWBOYS



89 AUSTIN PARKER
WIDE RECEIVER | 6-1 | 195 | R-JUNIOR
GRAPEVINE, TEXAS/GRAPEVINE
SOUTHEASTERN OKLAHOMA STATE

A walk-on who has contributed on the scout team.

2016 (Sophomore): Saw action in the Cowboys' season opener against Southeastern Louisiana but did not record any statistics.

2015: Redshirt

2014 (Freshman): Played for coach Bo Atterberry at Southeastern Oklahoma State University.

High School: Coached by Dave Henigan at Grapevine High School ... Named Team MVP as a junior and team offensive MVP as a senior ... Also ran track and played basketball.

Personal: Austin Parker was born Jan. 26, 1996, in Claremore, Okla. ... Son of Brent and Deanna Parker ... Father, Brent, played football at Oklahoma State ... Uncle, Brad Parker, played football at Colorado ... Marketing major.



OKLAHOMA STATE
COWBOYS



19 JUSTIN PHILLIPS
LINEBACKER | 6-0 | 230 | R-JUNIOR
PEARLAND, TEXAS/PEARLAND

2016 Outstanding Special Teams Player Award

Career Highs

Tackles	14 vs. Texas Tech, 2016
Sacks	1.0, twice, last vs. Texas Tech, 2016
TFL	1.0, twice, last vs. Texas Tech, 2016

A candidate to become an everyday starter for the first time in 2017 ... Active and productive when called upon ... A budding defensive leader.

2016 (Sophomore): Became more and more valuable as the season went on and his playing time increased accordingly ... Played in all 13 games and started against Texas Tech and Oklahoma ... Ranked fourth among OSU's linebackers with 42 tackles and 24 solo stops ... His 42 tackles led all Cowboy underclassmen ... Had a career day in OSU's one-point win over Texas Tech as he recorded a game-high 14 tackles, sacked Patrick Mahomes for a loss of nine yards and forced a fourth-quarter fumble that was recovered by teammate Vincent Taylor ... Forced a fumble against Colorado in the Alamo Bowl ... Also had a six-tackle outing against Southeastern Louisiana in the opener, a five-tackle day in OSU's win at TCU and three tackles against Pitt, West Virginia and OU ... Had at least one tackle in all but two games ... Intercepted TCU's Kenny Hill and was credited with half a sack against him ... Also had a sack in the season opener against SLU and his 2.5 sacks on the year ranked as the fourth-most on the team.

2015: Redshirt.

2014 (Freshman): Saw action in eight games as a true freshman ... Excelled on special teams from day one and finished the season as one of the team leaders with six tackles on kickoff returns despite missing five games to injury ... Saw significant action at the "star" linebacker position in OSU's Bedlam win over No. 18 Oklahoma in Norman, recording a season-high 10 tackles (seven solo) in that contest.

High School: Coached by Tony Heath ... Finished his senior year with 86 tackles, including 61 unassisted, 11 tackles for loss and two sacks ... Also snagged two interceptions, two fumbles recovered and a forced fumble ... Had a forced fumble and 88-yard return for a score in the Texas 5A state championship game ... As a senior, *Houston Chronicle* defensive player of the year, *Associated Press Sports Editors* honorable mention Class 5A all-state team, first team all-Greater Houston, defensive player of the year in district 22-5A, first team all-district, and *Texas*

High School Football all-elite team Class 5A Region III ... First team selection on *Dave Campbell's Texas Football* 2013 All-Texas high school team ... Also participated in track and basketball ... Held scholarship offers from Baylor, Boise State and Iowa State, among others.

Personal: Justin Phillips was born Oct. 10, 1995, in Houston ... Son of Jeff and Donna Phillips ... Management major.

Phillips' Career Stats

Year	GP	UT-AT-TT	TFL	Sacks	INT	PBU	QBH	FF	FR	BK
2014	8	12-6-18	0.0	0.0	0	0	0	0	0	0
2015										
2016	13	24-18-42	2.5	2.5	1	1	0	2	0	0
Career	21	36-24-60	2.5	2.5	1	1	0	2	0	0



OKLAHOMA STATE
COWBOYS



38 PHILIP REDWINE-BRYANT
SAFETY | 6-2 | 215 | R-SOPHOMORE
HARKER HEIGHTS, TEXAS/ACADEMY

A walk-on who has contributed on the scout team.

2016 (Freshman): Saw his first collegiate action late in the Cowboys' season opener against Southeastern Louisiana but did not record any stats.

2015: Redshirt

High School: Attended Academy HS in Little River, Texas, where he was coached by Michael Nichols ... Three-year varsity performer who earned first-team all-district honors his senior year and was second-team all-district as a junior ... Had 44 catches for 836 yards and six touchdowns as a senior ... Also competed in basketball, baseball and track and field ... As a senior, he was the basketball team's defensive MVP ... Four-year varsity performer in baseball ... On the track, he was a regional qualifier in the 4x400 meter relay and the shot put ... Area finalist in the discus ... Recognized as a distinguished graduate.

Personal: Philip Terran Redwine-Bryant was born Aug. 12, 1997, in San Antonio, Texas ... Son of Trinity Early and Michael Redwine ... Majoring in psychology.



PLAYER BIOS



OKLAHOMA STATE
COWBOYS



7 RAMON RICHARDS

SAFETY | 5-11 | 185 | SENIOR
SAN ANTONIO, TEXAS/G.W. BRACKENRIDGE

Pronounced ruh-MOAN

2016 Vernon Grant Award (Outstanding Leadership, Spirit and Enthusiasm)

Career Highs

Tackles 8 vs. Central Michigan, 2016
Pass Break Ups 2, twice, last vs. West Virginia, 2016
Interceptions 1, 8 times, last vs. West Virginia, 2016

A converted high school quarterback who has morphed into one of the leaders of the Cowboy defense going into 2017 ... His 23 career starts are the second-most among OSU's returning defensive players ... Played primarily cornerback during his first three collegiate seasons, but also saw some action at safety ... His role is expected flip such that he will now serve primarily as a safety who can also rotate in at corner.

2016 (Junior): One of the vocal leaders of the Cowboy defense who started every game in 2016 ... Tied for the team lead and ranked seventh in the Big 12 with three interceptions on the year ... Sealed OSU's 45-38 win over Pitt with an interception in OSU territory with less than 30 seconds remaining in the game ... Had a highlight-reel 59-yard interception return against No. 10 West Virginia in which he ran from sideline to sideline and set up the Cowboy offense for a nine-yard touchdown drive ... His interception of Cooper Rush in the final minutes of the Central Michigan game would have clinched the game if not for a controversial finish to the game ... Scored a touchdown on one of the plays of the year in college football when he returned a fumble nine yards into the end zone after receiving a lateral from Devante Averette, who tiptoed the sideline while diving out of bounds to recover the fumble ... Ranked second on the team with six pass break-ups ... His 64 total tackles were the fourth-most on the team and led all Cowboy cornerbacks ... Credited with 48 solo stops ... Had his first career sack in the win over Texas and another tackle for loss against Baylor.

2015 (Sophomore): Played in 12 games as a sophomore and started the season opener at Central Michigan, when Kevin Peterson was out due to injury ... Logged 15 tackles on the year with 14 solo stops ... Had two interceptions, two pass breakups and a forced fumble ... Cemented OSU's win over Texas Tech with 59-yard interception return for a TD in the final seconds ... That was the longest interception return of the season for an OSU player ... Recorded a tackle for loss at Texas Tech ... Logged a key pass breakup in the season opener, forced a fumble vs. UCA and recorded an interception vs. UTSA ... A special teams contributor.



Ramon Richards

2014 (Freshman): Thrown into a starting job at cornerback after Ashton Lampkin was injured against Texas Tech in week four and rose to the challenge by recording 42 tackles, three interceptions and four pass breakups less than one year after playing quarterback in high school ... Returned an interception 38 yards for a touchdown at Kansas State and also picked off passes against Texas Tech and Baylor ... Defensive recipient of OSU's Russell Okung Award presented to the team's outstanding newcomer.

High School: Coached by Willie Hall at Brackenridge HS ... Played several positions as a senior, going 99-of-186 passing for 1,630 yards with 13 touchdowns and carrying 115 times for 642 yards and 13 touchdowns ... Named to the *Texas High School Football* All-Elite Team for Class 4A Region IV ... First team all-area quarterback ... First team all-district in basketball and a state qualifier in the 4 x 400-meter relay ... First team all-district as a junior ... Held offers from Harvard, Yale, Rice, Houston and Sam Houston State.

Personal: Ramon Richards was born Nov. 29, 1995, in Los Angeles ... Son of Ruth Murray and Ramon Richards ... Health education and promotion major, with an option in exercise and health.

Richards' Career Stats

Year	GP	UT-AT-TT	TFL	Sacks	INT	PBU	QBH	FF	FR	BK
2014	13	34-8-42	2.0	0.0	3	4	0	0	0	0
2015	12	14-1-15	1.0	0.0	2	2	0	1	0	0
2016	13	48-16-64	2.5	1.0	3	6	0	0	0	0
Career	38	96-25-121	5.5	1.0	8	12	0	1	0	0



OKLAHOMA STATE
COWBOYS



67 SHANE RICHARDS

OFFENSIVE LINEMAN | 6-8 | 325 | SENIOR
CALGARY, ALBERTA, CANADA/CRESCENT HEIGHTS/
NEW MEXICO MILITARY INSTITUTE

Looks to crack into the two-deep in 2017.

2016 (Junior): Saw some spot duty in four games as a junior.

Junior College: Played for coach Joe Forchtnr ... A key contributor on an offense that ranked 11th nationally with 4,759 yards during his sophomore season ... That mark is more impressive when noting that it improved from No. 33 during the year prior with 3,153 yards on the season.

High School: Played for coach Darren Ward at Crescent Heights ... Three-time Calgary HS All-Star at offensive line ... 2012 Crescent Heights Lineman of the Year ... Also played basketball and competed in track and field.

Personal: Shane Richards was born June 4, 1995, in Kingston, Jamaica ... Son of Daniel and Opel Richards ... Undeclared major.



OKLAHOMA STATE
COWBOYS



20 MALCOLM RODRIGUEZ

SAFETY | 6-0 | 205 | FRESHMAN
WAGONER, OK/WAGONER

An athletic player who won three state championships playing quarterback and safety ... Ranked as a three-star prospect by *ESPN*, *Rivals*, *Scout* and *247Sports* ... *ESPN* lists him as the No. 96 safety prospect in the nation, while *247Sports* lists him as the No. 29 dual-threat quarterback in the country and *Rivals* tabs him as the No. 21 overall recruit in Oklahoma.

High School: Played for coach Dale Condict at Wagoner, guiding the Bulldogs to three straight state championships in his three years as a starting quarterback ... Didn't lose a game during his junior and senior seasons, winning his last 37 games as Wagoner's quarterback ... Accounted for 115 touchdowns over three seasons while passing for 6,144 yards and rushing for 2,449 ... As a defensive back, he recorded seven interceptions and 238 tackles in his career ... Put up especially large numbers as a senior, accounting for 3,667 yards and 43 touchdowns while completing 115-of-172 passes (67 percent) for 1,976 yards and 22 touchdowns and rushing 162 times for 1,691 yards and 21 touchdowns ... Rushed for 300 yards against Cascia Hall in the state semifinals and had 79 tackles and four takeaways on defense in his last season ... 2016



PLAYER BIOS

All-Phoenix MVP by the *Muskogee Daily Phoenix* ... An all-state selection and *The Oklahoman's* 2016 All-State Defensive Player of the Year ... One of the five finalists for the *Tulsa World* Offensive Player of the Year and a first team *Tulsa World* player at defensive back ... Also a state champion wrestler with a 30-3 record and an outstanding baseball player ... A Wendy's Heisman State finalist ... Honored on superintendent's honor roll and as the Rotary student of the month in August of his senior year ... Was actively involved with Spanish club, FCA, prom committee, National Honor Society and was the class vice president his junior and senior years ... Also held a scholarship offer from Wyoming.

Personal: Malcolm Luciano Rodriguez was born March 29, 1999, in Tahlequah, Okla. ... Son of Roman and Shanna Rodriguez ... His brother, Roman Rodriguez, played football at Northeastern State University ... Plans to study veterinary medicine at Oklahoma State.



OKLAHOMA STATE
COWBOYS



2 MASON RUDOLPH
QUARTERBACK | 6-5 | 230 | SENIOR
ROCK HILL, S.C./NORTHWESTERN

- 2015 Second Team Academic All-Big 12
- 2015 Offensive Team MVP
- 2016 Offensive Team MVP
- 2016 Davey O'Brien Award Semifinalist
- 2016 Johnny Unitas Award Semifinalist

Career Highs


Completions	34 vs. Kansas State, 10/3/15
Attempts	55 vs. Kansas State, 10/3/15
Yards	540 vs. Pittsburgh, 9/17/16
Passing TD	5, twice, last at Kansas State, 11/5/16
Long Pass	91 vs. Pittsburgh, 9/17/16

Has played at a level that matches some of Oklahoma State's all-time best quarterbacks ... Tabbed as the No. 1 senior quarterback in the country by Mel Kiper and as the No. 19 player in college football heading into the 2017 season by *Athlon Sports* ... Has quarterbacked OSU to a 22-6 record as a starter and has led the Cowboys to eight victories in games in which they trailed during the second half ... Enters the 2017 season ranked in the top six among active FBS players in career passing yards (third), career passing yards per game (second), career passing yards per attempt (second), career pass efficiency (third) and career touchdown-to-interception ratio (sixth) ... Led all FBS quarterbacks returning in 2017 in both interception avoidance and touchdown-to-interception ratio in 2016 ... Already the owner of no fewer than 11 school records, he is in position to set OSU career records for pass attempts, pass completions, passing yards and passing touchdowns in the 2017 season and he also has a very real chance to finish his career as the most efficient passer in Oklahoma State history.

2016 (Junior): A semifinalist for the Davey O'Brien Award and the Johnny Unitas Golden Arm Award ... On the watch list for the Maxwell, Manning and Lombardi awards and a nominee for the Wuerffel Trophy ... Honored as OSU's offensive MVP by the coaches ... The only player in the country in 2016 who surpassed 4,000 passing yards while throwing less than five interceptions ... Also the only quarterback in the country who averaged more than 34 passing attempts per game while throwing less than five interceptions ... At one point of the season, he threw 164 consecutive passes without an interception and he finished the season with a second streak of 123 consecutive passes without being picked ... He'll take that one into 2017 ... Ranked in the top 20 of several NCAA rankings, including passing yards (eighth with 4,091), passing yards per game (seventh with 314.7), passing yards per attempt (10th with 9.13), passing yards per completion (10th with 14.40), pass efficiency (10th at 158.9), total offense (12th with 319.4 yards per game), passing touchdowns (20th with 28) and completions per game (20th with 21.85) ... Surpassed 350 yards passing in five games and 300 yards passing in a half on two occasions ... 300 yards in a half had only been accomplished twice in Oklahoma State history prior to what Rudolph accomplished in 2016 ... Set a school record with 540 passing yards against Pitt that also represented the fifth-highest single-game figure in the nation this season ... His 20.77 yards per completion in the game also set a single-game school record (min. 20 completions) ... Set the tone by completing a 91-yard touchdown pass to James Washington on the first play of the Pitt game, which marked the second-longest pass completion in school history ... Ranked fourth nationally with 36 completions of at least 30 yards ... The only quarterback in the country with four completions of at least 80 yards ... More than half of his completions went for at least 10 yards ... Started every game ... His 4,091 passing yards ranked as the third-most in a season in school history, trailing only Brandon Weeden's 2010 and 2011 seasons ... His 284 completions and 448 attempts both ranked second in school history and his 28 passing touchdowns ranked fourth ... In addition to the 540 yards vs. Pitt, his highest passing yardage games were 457 vs. Kansas State, 395 vs. Texas Tech, 392 vs. Texas and 351 vs. Iowa State ... According to *ESPN's* QBR metric, he had five games with a QBR above 88.0, includ-

ing a season-best 96.0 rating in the Alamo Bowl against a Colorado defense that entered the game ranked third in the nation in pass efficiency defense and 13th in the nation in pass defense ... Rudolph completed 22-of-32 passes for 314 yards with three touchdowns against zero interceptions in that game against a CU secondary that was hailed as the nation's best during the regular season ... Other standout performances came against Texas and K-State ... Against the Longhorns, he completed 19-of-28 passes for 392 yards with three touchdowns against no interceptions for a passer rating of 220.81 and a QBR of 95.2 ... Against K-State, he completed 29-of-38 passes for 457 yards and five touchdowns for a passer rating of 210.23 and a QBR of 90.4 ... Threw four touchdown passes against Iowa State and three each against Texas, West Virginia and Colorado ... Also made an impact rushing the ball, ranking third on the team with six rushing touchdowns, including four in the last three regular season games ... When his sacks are removed from the equation, he rushed 52 times for 258 yards (4.96 yards per carry) ... A four-time honoree on the Davey O'Brien Award "Great Eight" and a five-time Manning Award Star of the Week ... Named the Big 12 Offensive Player of the Week for his performance against Texas Tech.

2015 (Sophomore): A second-team Academic All-Big 12 honoree ... Honored by the coaches as the Bob Fenimore Award recipient, given to the team's offensive MVP ... His 264 completions, 424 pass attempts, 3,770 passing yards 290.0 passing yards per game and 287.3 yards of total offense per game trail only Brandon Weeden in 2010 and 2011 on Oklahoma State's single-season list ... Surpassed 300 yards passing six times and 400 yards three times ... According to ESPN Stats and Info, his 40 completions on passes thrown at least 20 yards down the field tied California's Jared Goff for the national lead among Power Five conference quarterbacks ... He had 13 touchdowns against just two interceptions on such passes (+11), a differential that matched Clemson's Deshaun Watson and Oklahoma's Baker Mayfield ... According to ESPN Stats and Info, he ranked seventh among qualified Power Five quarterbacks in average pass distance (10.9 yards past the line of scrimmage) ... Ranked in the top 10 nationally in completions of 30 yards or longer (28) and also completions of 40 yards or longer (16) ... The Big 12 leader with 14.28 yards per



Mason Rudolph



PLAYER BIOS



Mason Rudolph

completion and ranked second in the league with 3,770 passing yards despite splitting quarterback reps with J.W. Walsh ... Earned several awards after he threw a career-best five touchdown passes against no interceptions in a win over No. 5 TCU, including the Walter Camp National Player of the Week, Big 12 Player of the Week, Davey O'Brien Award Performance of the Week, Manning Award Star of the Week and OSU's offensive player of the game ... His passer rating in that game was 258.6, which set a single-game OSU record (min. 20 attempts) ... Five touchdown passes tied for fourth-most in a game in school history ... Had a career-high 437 passing yards vs. Kansas State, marking the most ever in a game for an OSU sophomore, the fourth-most passing yards in OSU history and the most for a Cowboy since 2011 ... His 55 pass attempts vs. Kansas State marked the fifth-most in a game in school history and his 34 completions in that game marked the sixth-most in a game ... Earned Big 12 Player of the Week, Manning Award Star of the Week and OSU's offensive player of the week for his K-State performance ... He threw for 430 yards against Baylor, giving him two of the top seven passing performances in school history ... Completed an 82-yard pass for a touchdown to Marcell Ateman vs. the Horned Frogs, marking OSU's longest play of the year and the seventh longest passing play in school history ... Started the first 11 games of the season before he missed all but three plays of the Bedlam regular season finale ... Returned to the starting lineup against Ole Miss in the Sugar Bowl.

2014 (Freshman): Was ticketed for a redshirt until an injury to Daxx Garman thrust him into the starting lineup in week 11 at No. 6 Baylor and he responded by turning in the most passing yards ever for an Oklahoma State player in his first game (281) ... Etched his name into OSU Bedlam lore by quarterbacking the Cowboys to the second-largest fourth-quarter come-from-behind victory in school history as part of their 38-35 overtime win over the No. 18 Sooners in Norman ... Rudolph's 273 passing yards against OU were the second-most ever for an OSU quarterback in a Bedlam Series game and his two touchdown passes that day tied for third-most ever for a

Cowboy against the Sooners ... In the four games prior to Rudolph's insertion into the lineup, OSU averaged 10.0 points and 286.5 yards of total offense per game, but with Rudolph at quarterback, the Cowboys averaged 32.0 points and 418.3 yards of total offense per game in the final three contests, all of which were away from home against quality opponents ... In his debut against Baylor, Rudolph thrived despite a number of factors that would typically hamper a quarterback's performance - the game was played on the road in a driving rain storm and Rudolph played the majority of the contest with three freshmen and a sophomore on the offensive line facing a Baylor squad that entered the contest ranked 14th nationally in total defense ... Still, he completed 13-of-25 passes for 281 yards and two touchdowns against the Bears for the best debut for a Cowboy signal caller in school history ... On his 13 completions, Rudolph passed for more yards (281) than Baylor's Heisman Trophy candidate Bryce Petty did on 18 completions (262) ... In the Cactus Bowl against Washington, he had his best outing of the year with 299 passing yards (the most ever for a Cowboy freshman in a bowl game) and two touchdowns.

High School: Coached by Kyle Richardson at Northwestern High School ... Led Northwestern to a 62-35 victory over Stratford in the South Carolina Class 4A Division II Championship Game, completing 40-of-57 passes for 488 yards with eight touchdown passes and only one interception ... Finished his senior season with 350 completions on 482 attempts for a 72.6 completion percentage ... Totaled 4,377 passing yards with 64 touchdown passes and eight interceptions as a senior, also rushed for 543 yards on 129 carries with a 4.2 average and 16 touchdowns ... As a junior, threw for 3,990 yards, 41 touchdowns and seven interceptions while leading his team to a state runner-up finish...Threw for 10,986 yards in three seasons...Finalist for the "Mr. Football" award in South Carolina ... Named Most Valuable Player of the oldest high school all-star game in the nation, the Shrine Bowl of the Carolinas ... South Carolina Football Coaches Association first team Palmetto Champions all-state team, *Charlotte Observer* all-region offensive player of the year, first-team all-region, and top 50 Carolina regional recruits (#4 in South Carolina), *Rock*

Hill Herald all-area offensive player of the year as both a junior and as a senior ... *Charlotte Observer* first-team all-region as a junior ... Held offers from LSU, Louisville, Mississippi, Virginia, North Carolina and Virginia Tech ... Also recruited by Alabama, Duke, Georgia, Notre Dame, Tennessee and Vanderbilt... Earned all-region honors in basketball as a junior.

Personal: Mason Rudolph was born July 17, 1995 ... Son of Brett and Jamie Rudolph ... Mother ran track at Liberty University and dad played football for the University of North Carolina ... Marketing major.

Rudolph's 2014 Game-by-Game Passing Stats

Date	Opponent	Cmp.	Att.	Int.	Yds.	TD	Long	Sack
Aug. 30	vs. Florida State			DNP				
Sept. 6	Missouri State			DNP				
Sept. 13	UTSA			DNP				
Sept. 25	Texas Tech			DNP				
Oct. 4	Iowa State			DNP				
Oct. 11	at Kansas			DNP				
Oct. 18	at TCU			DNP				
Oct. 25	West Virginia			DNP				
Nov. 1	at Kansas State			DNP				
Nov. 15	Texas			DNP				
Nov. 22	at Baylor	13	25	2	281	2	68	3
Dec. 6	at Oklahoma	19	35	1	273	2	43	2
Jan. 2	vs. Washington	17	26	1	299	2	48	3

Rudolph's 2015 Game-by-Game Passing Stats

Date	Opponent	Cmp.	Att.	Int.	Yds.	TD	Long	Sack
Sept. 3	at Central Michigan	22	32	0	266	1	49	2
Sept. 12	Central Arkansas	23	35	1	401	2	67	1
Sept. 19	UTSA	17	23	0	280	2	46	2
Sept. 26	at Texas	22	34	2	290	1	31	3
Oct. 3	Kansas State	34	55	1	437	3	47	2
Oct. 10	at West Virginia	20	40	3	218	0	31	2
Oct. 24	Kansas	20	26	0	305	1	43	3
Oct. 31	at Texas Tech	21	35	1	285	2	31	2
Nov. 7	TCU	16	24	0	352	5	82	1
Nov. 14	at Iowa State	24	36	0	327	1	32	3
Nov. 21	Baylor	27	50	0	430	3	48	6
Nov. 28	Oklahoma	0	3	1	0	0	0	0
Jan. 1	vs. Ole Miss	18	31	0	179	0	27	3

Rudolph's 2016 Game-by-Game Passing Stats

Date	Opponent	Cmp.	Att.	Int.	Yds.	TD	Long	Sack
Sept. 3	SE Louisiana	18	26	0	188	2	24	2
Sept. 10	Central Michigan	27	43	1	286	2	32	4
Sept. 17	Pittsburgh	26	46	0	540	2	91	3
Sept. 24	at Baylor	27	45	1	279	0	32	4
Oct. 1	Texas	19	28	0	392	3	54	3
Oct. 8	Iowa State	26	44	0	351	4	42	1
Oct. 22	at Kansas	16	24	0	220	1	47	5
Oct. 29	West Virginia	26	36	0	273	3	33	1
Nov. 5	at Kansas State	29	38	2	457	5	82	1
Nov. 12	Texas Tech	20	28	0	395	2	82	2
Nov. 19	at TCU	17	34	0	207	1	63	2
Dec. 3	at Oklahoma	11	25	0	186	0	54	2
Dec. 29	vs. Colorado	22	32	0	314	3	46	1

Rudolph's Career Passing Stats

Year	G	Effic	Cmp-Att-Int	Pct	Yds	TD	Lng	Avg/G
2014	3	154.01	49-86-4	57.0	853	6	68	284.3
2015	13	149.05	264-424-9	62.3	3770	21	82	290.0
2016	13	158.94	284-448-4	63.4	4091	28	91	314.7
Career	29	154.12	597-958-17	62.3	8714	55	91	300.5

Rudolph's Career Rushing Stats

Year	G	Att.	Gain	Loss	Net	Avg.	TD	Long	Avg./G
2014	3	14	18	51	-33	-2.4	0	7	-11.0
2015	13	67	184	219	-35	-0.5	1	40	-2.7
2016	13	83	264	203	61	0.7	6	25	4.7
Career	29	164	466	473	-7	-0.0	7	40	-0.2



PLAYER BIOS



OKLAHOMA STATE
COWBOYS



29 ZACH SINOR

PUNTER | 5-10 | 223 | R-JUNIOR
CASTROVILLE, TEXAS/MEDINA VALLEY

Pronounced SIGH-ner

- 2015 Second Team Academic All-Big 12
- 2016 Second-Team All-Big 12 (Associated Press)
- 2016 Second-Team All-Big 12 (Coaches)
- 2016 First-Team Academic All-Big 12
- 2016 Ray Guy Award Semifinalist

Career Highs

Most Punts 10 vs. Baylor, 2015
 Most Punts Downed Inside 20 6 vs. TCU, 2015
 Longest Punt 65, twice, last vs. Pittsburgh, 9/17/16

A Ray Guy Award candidate who was the nation's best punter in 2016 at pinning opponents inside their own 20-yard line ... Has started as OSU's punter since his first game as a freshman in 2015.

2016 (Sophomore): A semifinalist for the Ray Guy Award presented to America's top punter and a Second-Team All-Big 12 selection by the Associated Press and coaches ... First-Team Academic All-Big 12 honoree ... Led all FBS punters with 62.5 percent of his punts being downed inside the opponent's 20-yard line, a figure that was nearly 10 percent better than any other punter in the country, as the second-place finisher (Utah's Mitch Wishnowsky) came in at 53.1 percent ... Despite punting only 56 times on the season, Sinor's 35 punts downed inside the 20 led the nation ... Due largely to his ability to target punt with hang time, OSU ranked second nationally by allowing only 15 punt return yards all season (0.94 yards per punt return) ... Sinor's performance was perhaps the most significant reason why the Cowboys ranked No. 1 nationally in opponents' starting field position, starting on average at their own 23.8-yard line ... The Cowboys held their opponents to either zero yards or negative yards on punt returns seven times in 13 games ... Killed all three of his punts inside of TCU's own 20 yard line, and the Frogs' average starting field position after Sinor's punts was their own six-yard line, completely neutralizing TCU's KaVonte Turpin, one of the nation's best return men ... Punted four times for an average of 47.8 yards, with three of those punts downed inside the 20-yard line in the Cowboys' Alamo Bowl win over No. 10 Colorado ... Against OU, he didn't allow a single return on six punts and he downed three inside the 20-yard line with a long of 58 yards ... Punted six times for an average of 47.7 yards in OSU's win over Pitt, while four of his six punts were downed inside the 20 and the other two were longer than 50 yards, including a 65-yard blast that matched his career long ... Had a big role in the Cowboys' second-biggest comeback in school history against Iowa State, punting nine times for an average of 40.4 yards, while five of his punts were downed inside the 20 and two

of his punts were longer than 50 yards ... His five punts downed inside the 20 matched the third-best single season effort in school history and those nine punts yielded two returns for a total of -9 yards ... With the game on the line and the Cowboys holding a seven-point lead inside the 1:00 mark, he downed ISU at their own 10-yard line and put the Cowboy defense in great position to seal the win ... Averaged 44.8 yards per punt and downed three of his four punts inside the 20-yard line vs. West Virginia ... Punted three times for 130 yards (43.3 yards per punt), with two of his three punts being downed inside the 20-yard line and the third being downed right at the 20 in the win over Texas Tech ... Named the Big 12 Special Teams Player of the week for his performances against Pitt and West Virginia.

2015 (Freshman): Second team Academic All-Big 12 honoree ... Was one of just seven freshmen in the country who made the list of candidates for the Ray Guy Award ... Of his 75 punts, 31 were downed inside the 20 with only three touchbacks ... A central figure in OSU allowing only 94 punt return yards on the season - a mark that ranks sixth in school history ... Had eight punts of at least 50 yards on the season, including a season long of 65 yards at Central Michigan ... Named the Big 12 Special Teams player of the week for his performances against West Virginia and TCU ... Had a huge impact on the Cowboys' overtime win in Morgantown, punting eight times for an average of 44.9 yards with three of his punts downed inside the Mountaineer 20 yard line ... Did his best work in the fourth quarter of that game, hampering the WVU cause with punts of 49 yards, 52 yards and 50 yards on his last three strikes ... For the game, his eight punts resulted in just three punt return yards for West Virginia and he also earned OSU's special teams player of the game for his performance ... Punted nine times against TCU, with six of those nine punts downed inside the 20 yard line, three downed inside the 10 yard line and two downed inside the TCU five yard line ... His six punts downed inside the 20 against TCU matched a school record set by Barry Vincent against Colorado in 1991 ... Of nine punts against TCU, only one yielded a return of more than two yards ... Stopped a punt at the Iowa State 5-yard line with 1:44 remaining in Oklahoma State's win in Ames, with the Cowboys holding a four-point lead at the time ... For the season, he punted 75 times for 3,010 yards - an average of 40.1 yards per punt.

2014: Redshirt.

High School: Coached by Steve Hale at Medina Valley ... Averaged 43.5 yards on 42 punts as a senior, with 16 punts downed inside the 20-yard line and a long punt of 66 yards ... Averaged more than 40 yards per punt over his career ... First team selection on *Dave Campbell's Texas Football* 2013 all-Texas high school team ... *Associated Press Sports Editors* first team class 4A all-state team, *San Antonio Express News* first team sub 5A all-area team, first team all-district and *Texas High School Football* all-elite team Class 4A Region IV as a senior ... Three-time all-district selection ... Given the Academic all-excellence award in every year of his high school career ... Active in National Honor Society, student council, FCA and FFA ... Also recruited by Texas A&M, Iowa State and Tulsa.

Personal: Zachary Joe Sinor was born July 13, 1995, in San Antonio, Texas ... Son of Wes and Valerie Sinor ... Management major.

Sinor's 2015 Game-by-Game Punting Stats


Date	Opponent	No.	Yds	Avg.	Long	In20	TB
Sept. 3	at Central Michigan	5	234	46.8	65	2	0
Sept. 12	Central Arkansas	5	217	43.4	50	3	0
Sept. 19	UTSA	5	174	34.8	40	1	0
Sept. 26	at Texas	5	194	38.8	44	2	1
Oct. 3	Kansas State	4	150	37.5	40	2	0
Oct. 10	at West Virginia	8	359	44.9	52	3	1
Oct. 24	Kansas	4	142	35.5	42	2	0
Oct. 31	at Texas Tech	5	201	40.2	43	2	1
Nov. 7	TCU	9	379	42.1	53	6	0
Nov. 14	at Iowa State	3	113	37.7	45	1	0
Nov. 21	Baylor	10	390	39.0	46	4	0
Nov. 28	Oklahoma	5	190	38.0	45	0	0
Jan. 1	vs Ole Miss	7	267	38.1	55	3	0

Sinor's 2016 Game-by-Game Punting Stats

Date	Opponent	No.	Yds	Avg.	Long	In20	TB
Sept. 3	SE Louisiana	3	128	42.7	48	2	0
Sept. 10	Central Michigan	5	190	38.0	46	5	0
Sept. 17	Pittsburgh	6	286	47.7	65	4	0
Sept. 24	at Baylor	2	94	47.0	56	1	0
Oct. 1	Texas	6	276	46.0	53	2	0
Oct. 8	Iowa State	9	364	40.4	57	5	1
Oct. 22	at Kansas	4	168	42.0	53	1	0
Oct. 29	West Virginia	4	179	44.8	59	3	0
Nov. 5	at Kansas State	1	34	34.0	34	1	0
Nov. 12	Texas Tech	3	130	43.3	53	2	0
Nov. 19	at TCU	3	115	38.3	52	3	0
Dec. 3	at Oklahoma	6	240	40.0	58	3	0
Dec. 29	vs. Colorado	4	191	47.8	54	3	0

Sinor's Career Stats

Year	GP	No.	Yards	Avg.	Long	TB	FC	i20	50+	BK
2015	13	75	3010	40.1	65	3	32	31	8	0
2016	13	56	2395	42.8	65	1	21	35	16	2
Career	26	131	5405	41.3	65	4	53	66	24	2



Zach Sinor



PLAYER BIOS



OKLAHOMA STATE
COWBOYS



56 ENOCH SMITH, JR.

DEFENSIVE END | 6-2 | 295 | R-JUNIOR
CHICAGO, IL/MOUNT CARMEL/MICHIGAN STATE/
KENNEDY-KING COLLEGE

A big defensive tackle who began his career at Michigan State ... *247Sports* lists him as the No. 23 junior college defensive tackle prospect in the 2017 class.

Junior College: Spent the 2016-17 academic year at Kennedy-King College in Chicago ... Chose Oklahoma State after also being recruited by Kentucky, Syracuse, Illinois and Michigan State.

2015 (Freshman at Michigan State): Made appearances against Air Force, Maryland and Penn State ... Recorded his lone tackle vs. Maryland.


2014 (Redshirt at Michigan State): Redshirt. Selected Scout Team Defensive Player of the Week vs. Wyoming.

High School: Played for coach Frank Lenti at Mount Carmel ... Selected by USA Football to the 2014 U.S. Under-19 National Team to face Team Canada in the 2014 International Bowl series Feb. 7 at Maverick Stadium at the University of Texas at Arlington ... Ranked among the nation's top defensive tackles by *Rivals* (No. 20), *Scout* (No. 30) *247Sports* (No. 30) and *ESPN* (No. 32) ... *Rivals* listed him as a four-star prospect ... Listed among the state's top players by *Rivals* (No. 11), *ESPN* (No. 13) and *247Sports* (No. 17) ... Named to *PrepStar's* All-Midwest Team ... Helped lead the Caravan to back-to-back state championships (8A in 2012; 7A in 2013) ... In the 2013 7A title game, the Caravan defense limited Lake Zurich to four first downs and 71 total yards ... Mount Carmel finished the season with a 13-1 record and the Caravan defense allowed just 96 points all season and produced six shutouts ... Recorded 48 tackles, including 14 tackles for loss ... Earned second-team all-state honors from the *Chicago Tribune* ... Named to the *Northwest Times of Indiana* all-area Illinois first team ... Honored on the first-team All-Catholic League ... Picked up all-state special mention honors from *The News-Gazette* and all-area special mention honors from the *Southtown Star* ... Named the South Bay West Coast Bowl Player of the Game after recording five sacks in the all-star game played in Redondo Beach, Calif. ... Also named the South Bay West Coast Player of the Year ... Committed to Michigan State after holding other offers from Arizona, Cincinnati, Duke, Eastern Michigan, Illinois, Indiana, Iowa State, Kansas, North Carolina State, Northern Illinois, Notre Dame, Purdue, Syracuse, Tennessee, Toledo and Western Michigan.

Personal: Enoch Smith Jr. was born Dec. 25, 1995 ... Son of Enoch Smith Sr. and Talisha Smith.

Smith's Career Stats

Year	GP	UT-AT-TT	TFL	Sacks	INT	PBU	QBH	FF	FR	BK
2015	3	0-1-1	0	0	0	0	0	0	0	0
Career	3	0-1-1	0	0	0	0	0	0	0	0



OKLAHOMA STATE
COWBOYS



23 TREY STERLING

DEFENSIVE BACK | 6-1 | 195 | FRESHMAN
SUNNYVALE, TX/SUNNYVALE

A two-way player in high school, but projects as a defensive back at Oklahoma State ... Ranked as a three-star prospect by *ESPN*, *Rivals*, *Scout* and *247Sports* ... *ESPN* lists him as the No. 66 safety recruit in the country and the No. 138 overall prospect in Texas ... *Scout* tabs him as the No. 8 safety in Texas and the No. 76 safety in the nation.

High School: Played for coach John Settle at Sunnyvale High School, playing a big role on both sides of the ball ... Helped guide his team to an 11-1 record as a senior, rushing for 2,081 yards (10.3 yards per carry) and 31 touchdowns with 10 100-yard rushing games on offense while accounting for 63 total tackles, 40 solo stops, nine tackles for loss, four interceptions, one pass break up, five forced fumbles and four fumble recoveries on defense ... Also handled all the punting duties with an average of 36.6 yards and added 300 receiving yards and four touchdowns on 21 receptions, 114 kickoff return yards on three returns (38.0 avg.) and 70 punt return yards on three returns (23.3 avg.) ... Scored 37 total touchdowns his last season, scoring via rush, reception, fumble return, interception return and punt return ... Earned all-state, all-district, district MVP and team MVP honors for his performance that season ... Had a bigger focus on the defensive side as a junior, totaling 192 tackles with 118 solo stops and three tackles for loss, six interceptions with 110 interception return yards, 10 pass break ups, five forced fumbles and two fumble recoveries ... Ran two interceptions back for touchdowns and also scored via rush, reception, fumble return and punt return ... Rushed 67 times for 430 yards and nine touchdowns, made six catches for 99 yards and a touchdown and added 258 kickoff return yards (19.8 avg.) and 122 punt return yards (11.1 avg.) ... Had 70 tackles and an interception as a sophomore while still contributing on the offense ... Competed on Sunnyvale's basketball, soccer and track teams as well ... Off the field, he made academic all-state and all-district and was involved in the school's theater program ... Chose Oklahoma State over other offers that included Arkansas State, Army, Colorado State, Navy and Texas State.

Personal: Trey Sterling was born Nov. 5, 1998, in Tyler, Texas ... Son of Ron and Suzana Sterling ... Plans to study architectural engineering.



OKLAHOMA STATE
COWBOYS



17 DILLON STONER

WIDE RECEIVER | 6-0 | 198 | R-FRESHMAN
TULSA, OKLA./JENKS

Career Highs

Receptions	2 vs. Southeastern Louisiana, 9/3/16
Receiving Yards	27 vs. Southeastern Louisiana, 9/3/16
Long Reception	17 vs. Southeastern Louisiana, 9/3/16

Saw significant action as a slot receiver for the Cowboys before suffering a season-ending injury.

2016 (Freshman): Played in four games for the Cowboys before his season was cut short due to injury ... Recorded two receptions for 27 yards in the Cowboys' season opener against Southeastern Louisiana ... Lined up as a quarterback in the wildcat formation for the Pokes in a handful of goal-line situations, passing for a two-yard touchdown against Central Michigan.

High School: Played for coach Allan Trimble at Jenks ... Starred as a receiver, defensive back, punter and return man throughout his high school career, winning four state championships ... Scored 10 touchdowns on 36 receptions as a senior ... Besides being a starter on both sides of the ball, he averaged 39.8 yards as a punter, was the holder on place kicks and was effective as a punt and kickoff returner ... Selected as the *Tulsa World's* state player of the year for his senior season ... Junior stats included 35 catches for 597 yards and six touchdowns, 45 tackles, 26 pass breakups and an average of 37.8 yards on 40 punts ... Scored touchdowns on offense, defense and special teams in a 41-0 victory over No. 2 Westmoore ... As a sophomore, he totaled a team-high-nine tackles in the state title game, grabbing the game-clinching interception as well ... Also competed in track and field, winning the Class 6A track state title in the 400 meters as a junior ... A principal's honor role selection.

Personal: Dillon Lee Stoner was born Feb. 6, 1998 in Tulsa ... Son of Steve and Kim Stoner ... Agribusiness major.

Stoner's 2016 Game-by-Game Receiving Stats

Date	Opponent	No.	Yds.	TD	Long
Sept. 3	SE Louisiana	2	27	0	17
Sept. 10	Central Michigan	0	0	0	0
Sept. 17	Pittsburgh	0	0	0	0
Sept. 24	at Baylor	0	0	0	0
Oct. 1	Texas			DNP	
Oct. 8	Iowa State			DNP	
Oct. 22	at Kansas			DNP	
Oct. 29	West Virginia			DNP	
Nov. 5	at Kansas State			DNP	
Nov. 12	Texas Tech			DNP	
Nov. 19	at TCU			DNP	
Dec. 3	at Oklahoma			DNP	
Dec. 29	vs. Colorado			DNP	



PLAYER BIOS

Stoner's Career Receiving Stats

Year	G	Rec.	Yds.	Avg.	TD	Long	Avg./G
2016	4	2	27	13.5	0	17	9.0
Career	4	2	27	13.5	0	17	9.0



12 KIRK TUCKER
LINEBACKER | 6-1 | 200 | SENIOR
TUCKER, GA./TUCKER

2015 First Team Academic All-Big 12
2016 First Team Academic All-Big 12

Career Highs

Tackles	5 vs. Texas Tech, 2016
Sacks	No career sacks
TFL	1.0 at Kansas State, 2014
Forced Fumbles	1 vs. UTSA, 2015

One of OSU's top special teams performers for three years who has now worked his way into the playing time rotation on defense.

2016 (Junior): A leader of Oklahoma State's kickoff coverage unit and his work factored into OSU leading the Big 12 and ranking 19th nationally in kickoff coverage at 18.3 yards per return ... He helped the Cowboys lead the nation in opponent starting field position ... Set a career high with five tackles in the Cowboys' narrow win over Texas Tech, three of which were solo stops ... Also had a half-tackle for loss and a quarterback hurry in that game ... Had two tackles in wins over Texas and Southeastern Louisiana ... Logged the first start of his career as part of the Cowboys' win at TCU.

2015 (Sophomore): First team Academic All-Big 12 honoree ... Played in all 13 games, mostly on special teams ... Recorded 20 total tackles with 18 solo stops ... Of his 20 tackles, 17 came on special teams (11 on kickoff returns and six on punt returns) ... His 17 special teams tackles led the team ... Tallied at least one tackle in 11 games, with a season-high four against Ole Miss in the Sugar Bowl ... Had two stops against Central Arkansas, Texas, Kansas State and Iowa State ... Forced a fumble against UTSA ... Twice named OSU's special teams player of the game for his performances against Central Arkansas and Iowa State.

2014 (Freshman): Played in all 13 games, logging 15 tackles (11 unassisted) and one tackle for loss ... Was counted on to play important defensive snaps late in the season at Baylor ... Set a season high with three tackles at TCU ... Had two stops against Missouri State, Kansas State, Baylor and Washington ... A key figure on Oklahoma State's punt coverage unit that ranked third in the Big 12 and 23rd nationally ... His four tackles on opponent punt returns led the team ... Recorded seven tackles as part of the OSU kickoff coverage team as one of the team's leaders in that statistic as well.

High School: Coached by Bryan Lamar at Tucker High School ... Finished his senior year with 55 tackles, including 39 solo stops, 12 tackles for loss, eight sacks, three interceptions and three forced fumbles ... Had 60 tackles as a junior, along with 37 solo stops, seven tackles for loss, two interceptions and two fumble recoveries ... Honorable mention Georgia Sportswriters Association all-state team, *Atlanta Journal Constitution* preseason all-state team and all-area team as a senior ... Went 40-4 in three years playing at Tucker, going 14-1 as a senior, 10-3 as a junior and 16-0 as a sophomore ... Second-team all-region as a junior.

Personal: Kirk Tucker was born March 31, 1996 ... Son of Maya Miller and Kirk Tucker, Sr. ... Biochemistry and molecular biology major.

Tucker's Career Stats

Year	GP	UT-AT-TT	TFL	Sacks	INT	PBU	QBH	FF	FR	FBK
2014	13	11-4-15	1.0	0	0	0	0	0	0	0
2015	13	18-2-20	0.0	0	0	0	0	1	0	0
2016	13	10-4-14	0.5	0	0	0	1	0	0	0
Career	39	39-10-49	1.5	0	0	0	1	1	0	0



15 BRENDAN VAUGHN
LINEBACKER | 6-1 | 210 | FRESHMAN
FORNEY, TX/FORNEY

One of Oklahoma State's earliest commitments in the 2017 class ... Rated as a three-star prospect by *ESPN*, *Rivals*, *Scout* and *247Sports* ... Did not start playing football until his sophomore year of high school ... Ranked as the No. 38 outside linebacker prospect in the country by *Scout* and the No. 48 outside linebacker by *ESPN* ... *Scout* also tabbed him as the No. 6 outside linebacker in the state of Texas and *247Sports* listed him as the No. 110 overall prospect in Texas.

High School: Played for coach Kevin Rush at Forney ... Played a hybrid safety-linebacker position on defense and saw time at wide receiver during his senior season ... Had a huge year numbers-wise as a junior, totaling 101 tackles, nine tackles for loss, seven sacks, three fumble recoveries, four pass break ups, a blocked field goal and a fumble return for a touchdown ... Received second team all-district 12-5A honors for the season despite it only being his second year to play football ... Played both ways as a senior, totaling 46 tackles, 10 tackles for loss, five sacks, two fumble recoveries and a safety on defense while making 27 catches for 519 yards and six touchdowns on offense ... Also competed for the track and field team.

Personal: Brendan Vaughn was born March 5, 1999 ... Son of Veronica and Sidney Vaughn.



63 SAM WALKINGSTICK
LONG SNAPPER | 5-11 | 200 | R-SOPHOMORE
SALLISAW, OK/SALLISAW

A walk-on who has seen early playing time as OSU's long snapper.

2016 (Freshman): Saw action as a long snapper in six games, including OSU's Alamo Bowl win over Colorado.

2015: Redshirt.

High School: Played for coach Scott Bethel at Sallisaw High School ... Was a four-year letterman who earned all-district recognition as an outside linebacker his senior season ... Played tight end as well and was an honorable mention pick for all-state ... Ranked 38th in his class among long snappers by *RubioLongSnapping.com* ... Also competed for the track and field team.

Personal: Sam Walkingstick was born April 12, 1996, in Claremore, Okla. ... Son of Louis and Christy Walkingstick ... Father, Louis, played football at Northeastern State University ... Studies sports management.



4 TRACIN WALLACE
QUARTERBACK | 6-0 | 195 | FRESHMAN
FORT WORTH, TX/SOUTH HILLS

Pronounced TRAY-sin

Ranked as a three-star athlete by *ESPN*, *Rivals*, *Scout* and *247Sports* ... *ESPN* lists him as the No. 40 athlete nationally in the class and the No. 76 overall prospect in Texas ... *Scout* has him as the No. 49 athlete and No. 97 Texas prospect ... Twin brother of fellow signee Tylan Wallace.

High School: Played for coach JJ Resendez at South Hills ... Had promising freshman and sophomore seasons before injuries derailed his junior and senior campaigns ... In just over two games as a senior, he threw for 334 yards and four touchdowns against zero interceptions on 19-of-29 passing ... Also rushed for 239 yards and three scores on 18 carries (13.3 yards per carry) ... Was named the District 7-5A Offensive MVP as a sophomore, throwing for 2,123 yards and 30 touchdowns against just three interceptions on 123-of-180 passing (68.3 pct.) ... Also rushed



PLAYER BIOS

for 1,393 yards and 22 touchdowns on 131 carries (10.6 yards per carry) and earned honorable mention all-state honors ... Named the District 7-4A Offensive Newcomer of the Year as a freshman, throwing for 1,859 yards and 18 touchdowns against 10 interceptions on 130-of-206 passing (63.1 pct.) ... Also rushed for 760 yards and 13 touchdowns on 143 carries and added four catches for 93 yards and two touchdowns ... Despite losing most of his junior and senior seasons to injuries, his career totals were still impressive - 4,316 passing yards and 52 touchdowns against 13 interceptions on 272-of-415 passing (65.5 pct.) and 2,392 rushing yards and 38 touchdowns on 292 carries (8.2 yards per carry) ... An academic all-state honoree and part of the AB Honor Roll ... Actively involved with the My Brother's Keeper Program ... Also a standout athlete in baseball and track and field ... Chose Oklahoma State over other offers from Virginia, Houston, Vanderbilt, Tulsa, SMU, North Texas, FIU and Middle Tennessee State.

Personal: Tracin Allen Wallace was born May 13, 1999, in Fort Worth, Texas ... Son of Mandi Moore ... His twin brother, Tylan, also signed with Oklahoma State ... Plans to study kinesiology.

and part of the AB Honor Roll ... Actively involved with the My Brother's Keeper Program ... Also a standout athlete in baseball and track and field ... Chose Oklahoma State over a long list of other offers, including Oklahoma, Michigan, Washington, Notre Dame, Oregon, Kansas State, Missouri, Virginia, Arizona State, Vanderbilt, Houston, Tulsa, Maryland, SMU and Florida International.

Personal: Tylan Michael Wallace was born May 13, 1999, in Fort Worth, Texas ... Son of Mandi Moore ... His twin brother, Tracin, also signed with Oklahoma State ... Plans to study kinesiology.



OKLAHOMA STATE
COWBOYS



82 COLE WALTERSCHEID

DEFENSIVE END | 6-5 | 260 | R-JUNIOR
MUNSTER, TEXAS/MUNSTER

Pronounced walter-SHIED (not walter-SHEED)

Career Highs

Tackles	7 at Oklahoma, 2016
TFL	4.0 vs. Pittsburgh, 2016
Forced Fumbles	2.0 vs. Pittsburgh, 2016

A raw talent who grew from 210 pounds to 242 pounds in less than one year in the Oklahoma State strength and conditioning program and became an everyday starter as a sophomore in 2016.

2016 (Sophomore): Started all 13 games ... Set a career high with seven tackles against Oklahoma, four of which were solo stops ... Set career highs with four tackles for

loss, two sacks and a QB hurry in OSU's win over Pittsburgh ... Had a tackle for loss against Central Michigan and a half-tackle for loss at Baylor ... Forced a fumble in the season opener against Southeastern Louisiana and had an important fumble recovery in the second quarter that set the OSU offense up on the West Virginia eight-yard line - the Cowboys scored a touchdown two plays later.

2015 (Freshman): Missed most of the season due to injury, but did play in the season opener at Central Michigan, against Baylor and against Ole Miss in the Sugar Bowl ... Did not record any statistics.

2014: Redshirt

High School: Coached by Brady Carney at Muenster ... Finished his senior year with 58 tackles, 14 tackles for loss, nine sacks, four forced fumbles, three fumble recoveries and an interception that he returned for a touchdown ... Also had 40 receptions for 976 yards and 12 touchdowns on offense ... *Associated Press* Sports Editors honorable mention Class A all-state, *Waco Tribune* top 100 Texas recruit and first-team all-district Division II as a senior ... *Associated Press* Sports Editors first team Class A all-state and first team all-district Division II as a junior ... First team all-district, Division II as a sophomore ... Also held offers from Boise State, North Texas, SMU, UTSA and UTEP ... Averaged a double-double in basketball, earning All-State honors ... Qualifying for the state meet in track and field ... Ran the 100-meter dash in 11.6 seconds and holds a long jump of 22-00.5 inches ... Also played baseball.

Personal: Cole Aaron Walterscheid was born Oct. 25, 1995, in Muenster, Texas ... Son of Mel and April Walterscheid ... Management major.

Walterscheid's Career Stats

Year	GP	UT-AT-TT	TFL	Sacks	INT	PBU	QBH	FF	FR	BK
2015	3	0-0-0	0	0	0	0	0	0	0	0
2016	13	23-5-28	5.5	2.0	0	0	5	1	1	0
Career	16	23-5-28	5.5	2.0	0	0	5	1	1	0



OKLAHOMA STATE
COWBOYS



80 TYLAN WALLACE

RECEIVER | 6-0 | 185 | FRESHMAN
FORT WORTH, TX/SOUTH HILLS

A consistent playmaker who ranks among the top 15 players in career receiving yards in Texas high school football history ... *ESPN* ranks him as the No. 74 overall recruit in the nation, and *ESPN*, *Rivals*, *Scout* and *247Sports* all rank him as a four-star prospect ... *ESPN* lists him as the No. 13 wide receiver prospect and the No. 16 player in Texas, while *247Sports* lists him as the No. 16 wide receiver and the No. 19 player in Texas ... Twin of fellow signee, Tracin Wallace.

High School: Played for coach JJ Resendez at South Hills ... Ranks among the top 15 players in Texas high school football history in terms of career receiving yards, wrapping up his career with 3,760 yards and 48 touchdowns on 182 receptions (20.7 yards per catch) ... Earned a spot in the Under Armour All-America Game following his senior season ... Caught 56 passes for 933 yards and 12 touchdowns as a senior and also gained 165 yards and three touchdowns on 16 carries ... A first team all-state selection and district offensive MVP ... Totaled 1,439 receiving yards and 20 touchdowns on 59 receptions as junior ... Also had 172 rushing yards and two touchdowns on 14 carries ... Finished with 801 receiving yards and 149 rushing yards as a sophomore and 587 receiving yards with 91 rushing yards as a freshman ... Career rushing numbers were 53 carries for 577 yards (10.9 yards per carry) and eight touchdowns ... The Scorpions combined record during his four years on the team was 32-12, including a 10-1 season his senior year ... An academic all-state honoree



Cole Walterscheid



PLAYER BIOS



OKLAHOMA STATE
COWBOYS



28 JAMES WASHINGTON

RECEIVER | 6-0 | 205 | SENIOR
STAMFORD, TEXAS/STAMFORD

- 2015 Second-Team All-Big 12 (Coaches)
- 2015 Second-Team All-Big 12 (Associated Press)
- 2015 Thurman Thomas Award (OSU's Outstanding Offensive Player)
- 2016 First-Team All-Big 12 (Associated Press)
- 2016 First-Team All-Big 12 (Coaches)
- 2016 Second-Team Academic All-Big 12
- 2016 Thurman Thomas Award (OSU's Outstanding Offensive Player)
- 2016 Alamo Bowl Offensive MVP
- 2016 Team Captain as Voted by Teammates

Career Highs

Receptions	9 vs. Pittsburgh, 9/17/16
Receiving Yards	296 vs. Pittsburgh, 9/17/16
Long Reception	91 vs. Pittsburgh, 9/17/16


Ranked by Mel Kiper as the No. 1 senior receiver in the country ... Tabbed as the No. 1 returning receiver in college football heading into 2017 by *ESPN.com's* Adam Rittenberg and by *Athlon Sports* ... His 26 career receiving touchdowns mark the highest total among all active FBS players heading into 2017 ... Leads all active receivers from Power Five conferences with 2,923 career receiving yards and 19.2 career yards per reception heading into 2017 ... One of only three Cowboys ever with 10 or more receiving touchdowns in multiple seasons, joining Justin Blackmon and Rashaun Woods ... One of five Oklahoma State players in history with multiple 1,000-yard seasons, joining Justin Blackmon, Rashaun Woods, Hart Lee Dykes and Adarius Bowman ... Ranks fourth on OSU's career receiving yards list with 2,923.

2016 (Junior): Team captain as voted by his teammates ... Earned first-team All-Big 12 honors for the first time in his career after ranking second in the league with 1,380 receiving yards ... Had a historic performance with nine catches for 296 yards and two touchdowns to help lead the Cowboys to victory over Pittsburgh in week three ... That showing earned him national offensive player of the week honors from the Walter Camp Football Foundation ... His 296 yards marked the second-most in a single game for any player in the nation in 2016, the second-highest single-game mark in school history and the fourth-most in Big 12 history ... Led all FBS players with a minimum of 70 receptions by averaging 19.44 yards per catch ... The only player in the country with three catches of at least 80 yards ... Went over 100 yards receiving in four of his last six games to close out the season, including a nine-catch, 171-yard explosion against No. 10 Colorado in the Alamo Bowl en route to securing Alamo Bowl Offensive MVP honors ... Making his numbers even more impressive is the fact that injury forced him to leave the game in the third quarter ... Further, the Colorado secondary entered that game hailed

as the nation's best and was ranked third nationally in pass efficiency defense and 13th nationally in pass defense ... Averaged 140.0 receiving yards per game against Power Five conference opponents who finished 2016 with winning records ... His 82-yard touchdown reception in the fourth quarter of Oklahoma State's win at Kansas State was one of the most important plays of the season, as it dramatically swung the momentum in the Cowboys' favor after they had been trailing, 37-28, with under eight minutes left in the game ... Scored on a 91-yard touchdown reception on the first play from scrimmage in the Cowboys' win over Pittsburgh ... Added receptions of 50 yards, 43 yards and 35 yards in that win over the Panthers ... Struck for an important 82-yard touchdown reception late in the third quarter in the Cowboys' win over Texas Tech that opened up a 10-point advantage for OSU that the Red Raiders were never able to overcome.

2015 (Sophomore): A second-team All-Big 12 selection, behind only a pair of Biletnikoff Award finalists in Corey Coleman from Baylor and Josh Doctson from TCU ... Midseason addition to the watch list for the Biletnikoff Award, given to the nation's top receiver ... Recipient of OSU's Thurman Thomas Award, given by the coaches to the team's outstanding offensive players ... Led the

nation with four 70-plus yard receptions and ranked 10th nationally with 20.5 yards per catch ... His 10 receiving touchdowns were good for 17th in the nation ... With 1,087 receiving yards, he became one of only four underclassmen ever at OSU to post a 1,000-yard receiving season, joining Rashaun Woods (2001), Dez Bryant (2008) and Justin Blackmon (2010) ... Reached 100 yards receiving five times and led the team with 17 explosive plays from scrimmage (20+ yard gains) ... Second on the team with 53 receptions ... Went for 100 receiving yards or more in four of his last six regular season games. All five of his 100-yard games came against Big 12 opposition ... Scored touchdowns on four consecutive touches with gains of 75, 73, 48, and 50 yard in wins over Texas Tech and TCU ... Named Big 12 offensive player of the week after recording a career-high 200 receiving yards, including two 70-plus yard touchdown plays in the fourth quarter, in OSU's win over Texas Tech in Lubbock ... His 50.0 yards per reception that day set a school record (min. 3 receptions) ... Named Earl Campbell Tyler Rose Award National Player of the Week after catching five passes for 184 yards and three touchdowns in OSU's win over TCU ... OSU's co-offensive player of the game vs. Kansas ... OSU's offensive player of the game vs. Texas Tech.



James Washington



PLAYER BIOS



James Washington

2014 (Freshman): Led the team with six touchdown catches, a mark that ranked fourth nationally among true freshmen ... Was eighth in the Big 12 and 47th nationally with 16.3 yards per reception ... Turned in the most productive receiving day for a Cowboy freshman since Dez Bryant when he made four catches for 114 yards and a touchdown against a Baylor squad that entered the game ranked 14th nationally in total defense ... Highlighted by a 68-yard touchdown reception, Washington's 114 receiving yards were the third-most ever for an OSU freshman, trailing only Bryant's 155 yards vs. Kansas and 117 yards vs. Indiana in 2007 ... Washington joined Bryant, Marcellus Rivers and Hart Lee Dykes as the only freshmen in OSU history to post a 100-yard receiving day ... Made three catches for 87 yards and two touchdowns in OSU's win over Texas Tech ... Made a highlight-reel one-handed touchdown grab in the end zone as part of the Cowboys' win over Washington in the Cactus Bowl... Added touchdown grabs against UTSA and Texas ... Offensive recipient of the team's Russell Okung Award presented to the outstanding newcomer.

High School: Coached by Wayne Hutchinson at Stamford HS... Finished his senior year as a 2013 Class 1A state champion in Texas, racking up 73 catches for 1,331 yards and 24 touchdowns ... Also played defense, recording 42 tackles and seven interceptions ... First-team selection on *Dave Campbell's Texas Football* 2013 all-Texas team in addition to being named Class 1A Texas player of the year by the publication ... Finished his junior year with 78 receptions for 1,172 yards and 22 scores to help lead Stamford to the state title, earning first team all-district and first team all-state honors along the way ... District MVP in basketball and was a first-team all-district and first-team all-region tennis player who played in the state doubles quarterfinals ... Also played basketball and was a member of Stamford student council ... Held offers from Texas, TCU, Texas Tech and Texas State.

Personal: James Edward Washington, Jr. was born April 2, 1996, in Abilene, Texas ... Son of James and Chrysta Washington ... Agribusiness major with an option in farm and ranch management.

Washington's 2014 Game-by-Game Receiving Stats

Date	Opponent	No.	Yds.	TD	Long
Aug. 30	vs. Florida State	1	5	0	5
Sept. 6	Missouri State	0	0	0	0
Sept. 13	UTSA	1	33	1	33
Sept. 25	Texas Tech	3	87	2	39
Oct. 4	Iowa State	2	3	0	3
Oct. 11	at Kansas	2	17	0	9
Oct. 18	at TCU	0	0	0	0
Oct. 25	West Virginia	5	87	0	38
Nov. 1	at Kansas State	3	33	0	17
Nov. 15	Texas	3	19	1	8
Nov. 22	at Baylor	4	114	1	68
Dec. 6	at Oklahoma	2	25	0	21
Jan. 2	vs. Washington	2	33	1	28

Washington's 2015 Game-by-Game Receiving Stats

Date	Opponent	No.	Yds.	TD	Long
Sept. 3	at Central Michigan	2	19	0	16
Sept. 12	Central Arkansas	3	59	0	40
Sept. 19	UTSA	3	35	0	20
Sept. 26	at Texas	4	42	0	15
Oct. 3	Kansas State	7	100	1	32
Oct. 10	at West Virginia	2	30	0	22
Oct. 24	Kansas	6	103	1	43
Oct. 31	at Texas Tech	4	200	2	73
Nov. 7	TCU	5	184	3	74
Nov. 14	at Iowa State	4	48	0	19
Nov. 21	Baylor	5	88	2	39
Nov. 28	Oklahoma	7	169	1	72
Jan. 1	vs. Ole Miss	1	10	0	9

Washington's 2016 Game-by-Game Receiving Stats

Date	Opponent	No.	Yds.	TD	Long
Sept. 3	SE Louisiana	5	34	0	12
Sept. 10	Central Michigan	5	69	1	32
Sept. 17	Pittsburgh	9	296	2	91
Sept. 24	at Baylor	6	89	0	32
Oct. 1	Texas	3	91	1	54
Oct. 8	Iowa State	8	152	2	42
Oct. 22	at Kansas	1	9	0	9
Oct. 29	West Virginia	6	117	0	33
Nov. 5	at Kansas State	7	117	2	82
Nov. 12	Texas Tech	6	158	1	82
Nov. 19	at TCU	4	27	0	11
Dec. 3	at Oklahoma	2	50	0	44
Dec. 29	vs. Colorado	9	171	1	46

Washington's Career Receiving Stats

Year	G	Rec.	Yds.	Avg.	TD	Long	Avg./G
2014	13	28	456	16.3	6	68	35.1
2015	13	53	1087	20.5	10	74	83.6
2016	13	71	1380	19.4	10	91	106.2
Career	39	152	2923	19.2	26	91	74.9



OKLAHOMA STATE
COWBOYS



89 TRALUND WEBBER

DEFENSIVE END | 6-5 | 250 | SENIOR
CAMERON, TEXAS/CAMERON YOE/
BLINN COLLEGE

Pronounced TRAY-luhnd

Career Highs

Tackles	4, twice, last at TCU, 2016
Tackles for Loss	2.0 vs. Iowa State, 2016
Sacks	2.0 vs. Iowa State, 2016

One of the most productive returning defensive ends in the Big 12 Conference ... His 6.0 sacks in 2016 ranked fifth among Big 12 players returning in 2017 (fourth among defensive ends) and his 9.0 tackles for loss in 2016 ranked sixth among Big 12 players returning in 2017 (fourth among defensive ends).

2016 (Junior): Ranked second on the team with 6.0 sacks and 9.0 tackles for loss ... His 9.0 tackles for loss represents the highest for a first-year defensive lineman at Oklahoma State during the Mike Gundy era (2005-present) ... Recorded a sack in three of the final four games of the season (vs. Texas Tech, TCU and Colorado) ... Logged a season-high four tackles in the opener against Southeastern Louisiana and again at TCU ... Had three tackles against Pittsburgh ... Had two sacks against Iowa State and one against Central Michigan.

Junior College: Played in eight games as a sophomore, recording 35 tackles, nine tackles for loss and six sacks ... Added two forced two fumbles, a fumble recovery and an interception ... Played in all eight games as a freshman, totaling 26 tackles, seven tackles for loss and 3.5 sacks ... Also forced three fumbles, recovered two fumbles and made one interception.

High School: Played for Rick Rhoades at Cameron Yoe ... Named first team all-district and all-state ... Defensive MVP of the 2013 state title game ... Won state titles in 2012 and 2013.

Personal: Tralund Webber was born April 11, 1996, in Cameron, Texas ... Son of Shereba Webber and Nicholas Tezino ... Undeclared major.

Webber's Career Stats

Year	GP	UT-AT-TT	TFL	Sacks	INT	PBU	QBH	FF	FR	KB
2016	13	17-4-21	9.0	6.0	0	3	0	0	0	0
Career	13	17-4-21	9.0	6.0	0	3	0	0	0	0



PLAYER BIOS



OKLAHOMA STATE
COWBOYS



45 CHAD WHITENER

LINEBACKER | 6-0 | 240 | R-SENIOR
MANSFIELD, TEXAS/MANSFIELD/CALIFORNIA

Pronounced WHITE-ner

- 2015 First Team All-Big 12 (*San Antonio Express-News*)
- 2015 Second Team Academic All-Big 12
- 2016 Second Team All-Big 12 (Coaches)
- 2016 First-Team Academic All-Big 12
- 2016 Leslie O'Neal Award (OSU's Outstanding Defensive Player)

Career Highs

Tackles	19 vs. Baylor, 2015
Tackles for Loss	3.0 vs. Kansas State, 2015
Sacks	2.0 vs. Kansas State, 2015
Interceptions	2 vs. TCU, 2015

Native Texan who started his career at California in 2013 before transferring to OSU in the summer of 2014 ... Stepped into the starting lineup midway through 2015 and has started all but one game since.

2016 (Junior): A second-team All-Big 12 honoree by the coaches ... Ranked third on the team with 71 tackles ... His two highest tackle outputs both came against teams ranked in the top 10, as he logged 13 against West Virginia and 11 at Oklahoma ... Against the Mountaineers, eight of his tackles were unassisted ... Also had eight solo stops against Pittsburgh ... Had a sack against West Virginia and two tackles for loss against Iowa State ... Broke up a pair of passes in OSU's win at Kansas ... Had 1.5 tackles for loss in the Cowboys' Alamo Bowl win over No. 10 Colorado ... Served as a game captain against Baylor.

2015 (Sophomore): First-team All-Big 12 performer as selected by the *San Antonio Express-News* ... Second team Academic All-Big 12 honoree ... OSU's third-leading tackler with 93 tackles despite not starting the first five games of the season ... Lit up the rest of the stat sheet as well with 7.5 tackles for loss, 2.0 sacks, two interceptions, a quarterback hurry, a forced fumble and a fumble recovery ... Played in every game and started the last eight ... Took over the starting job at West Virginia after Ryan Simmons was lost due to injury ... Led the team with a career-high 19 tackles vs. Baylor ... Picked off TCU's Trevone Boykin twice in the second half, returning one for a touchdown and the other to the 1-yard line to set up a touchdown ... Earned FWAA National Player of the Week, Big 12 Defensive Player of the Week and OSU's defensive player of the game for that performance ... Led the team with nine tackles, 3.0 tackles for loss and a pair of crucial sacks in OSU's two-point win over KSU ... Excelled in his first game as a starter, logging 11 tackles, a forced fumble and a recovery at West Virginia ... Had five tackles against Ole Miss in the Sugar Bowl.



Chad Whitener

2014: Redshirt

2013 (Freshman): Logged six tackles (four unassisted as a freshman playing for California ... Recorded a tackle for loss and a fumble recovery against Oregon State ... Set a season high with three tackles against USC.

High School: Well-respected product who totaled 334 tackles, 8.0 sacks, three forced fumbles, two fumble recoveries and one interception during his three seasons at Mansfield HS ... Played in the Offense-Defense All-American Bowl after recording 145 tackles, 15.0 tackles for loss, 4.0 sacks, one interception and a career-high two forced fumbles as a senior in 2012 ... North Texas defensive player of the year by the First Down Club ... Participated at the U.S. Army All-American combine in January of 2012 ... Named the district 5-5A defensive co-MVP as a 2011 junior when he recorded 195 tackles, 4.0 sacks, two interceptions, two fumble recoveries and one forced fumble ... Registered 96 tackles during his 2010 sophomore campaign when he was named the 5A region I District 5-5A newcomer of the year and sophomore defensive player of the year, while also adding his team's sophomore defensive MVP honors and all-academic recognition ... Three-star recruit according to *247Sports*, *ESPN*, *PrepStar*, *Rivals* and *Scout*.

Personal: Chad Nishino Whitener was born Nov. 22, 1994 ... Son of Charles and Reikio Whitener ... Management major.

Whitener's Career Stats

Year	GP	UT-AT-TT	TFL	Sacks	INT	PBU	QBH	FF	FR	BK
2013	12	4-2-6	1.0	0	0	0	0	0	1	0
2014										
Redshirt										
2015	13	58-35-93	7.5	2.0	2	0	1	1	1	0
2016	12	45-26-71	7.5	1.0	0	4	1	0	0	0
Career	37	107-63-170	16.0	3.0	2	4	2	1	2	0



OKLAHOMA STATE
COWBOYS



56 LARRY WILLIAMS

OFFENSIVE LINEMAN | 6-4 | 330 | R-SENIOR
WILMINGTON, N.C./LANEY/EAST CAROLINA/
HUTCHINSON CC

Junior college transfer who started his collegiate career at East Carolina ... Was an everyday starter for the Cowboys in 2016 before a mid-season injury derailed his junior campaign.

2016 (Junior): Started the first five games of the season before succumbing to injury ... Dressed for the regular-season finale at Oklahoma but did not play ... Returned to action in the Cowboys' win over No. 10 Colorado in the Alamo Bowl.

2015 (at HCC): Started all 11 games for coach Rion Rhoades at Hutchinson Community College, playing at left tackle and on special teams ... A first team selection on the NJCAA All-America team, becoming the first Blue Dragon offensive lineman to earn All-America honors since 1998 ... The fourth HCC offensive lineman in team history to earn first-team All-America honors ... First-team selection to the 2015 KJCCC All-Conference team ... Helped the Blue Dragons lead the Jayhawk Conference and rank eighth nationally in rushing at 244.8 yards per game ... Hutchinson running backs rushed for 32 touchdowns behind him and the rest of the offensive line.



PLAYER BIOS

2014 (at ECU): Saw action in all 13 games, primarily on special teams ... Played on several units, mostly in a blocking role ... Tallied a pair of tackles on the coverage squad during the season opener against North Carolina Central.

2013 (at ECU): Redshirt. Played on the offensive scout team.

High School: Totaled 56 tackles, including 33 solo stops, one sack and two fumble recoveries as a senior team captain for head coach Greg Ditz at Laney High School ... Helped the Buccaneers to a 5-5 regular season record and an appearance in the North Carolina High School Athletic Association 4AA playoffs ... A three-star recruit and a top 50 North Carolina prospect according to *ESPN.com* ... A two-time Wilmington Star News All-Area first team selection as an offensive lineman ... Also earned first team All-Mideastern Conference honors as a junior in 2011 after contributing to LHS's 8-4 record and second-round playoff appearance ... Victory against Wakefield in the opening round was the school's first post-season win since 2001 ... Finished his junior campaign with 32 stops (28 solo, six tackles for loss) and graded out at 88 percent for play on the offensive line ... Defensive efforts in 2011 include an eight-tackle performance against Hoggard and a seven-stop day against J.H. Rose ... Was a two-way starter as a sophomore, junior and senior after playing at the junior varsity level as a freshman ... Participated in the 2011 Shrine Bowl Combine ... Also a standout letterman on the mat, finishing seventh in the NCHSAA state wrestling tournament at 285 pounds as a junior ... As a senior, helped Buccaneers to the Mideastern 4A Conference Dual Meet Wrestling championship, defeating Hoggard (51-21), J. H. Rose (65-10), New Hanover (70-12) and three-time defending champion New Bern (45-23) to take the title ... Won all five 285-pound matches, including two pins, to help claim the championship ... Also took first place in the 285-pound class at the Battle at the Beach, leading team to a first-place finish among eight squads ... Picked up additional varsity letters in track.

Personal: Larry Alexander Williams was born as a triplet on Feb. 22, 1995, in Wilmington, N.C. ... Son of Larry and Pam Williams ... University studies/education major.



OKLAHOMA STATE
COWBOYS



8 RODARIUS WILLIAMS

CORNERBACK | 6-0 | 180 | R-FRESHMAN
SHREVEPORT, LA./CALVARY BAPTIST

Pronounced roh-DARE-ee-us

Cornerback prospect who has a chance to parlay a productive offseason into playing time in the fall.

2016 (Freshman): Redshirt.

High School: Played for coach John Bachman, Sr., at Calvary Baptist Academy ... Finished his senior season with 38 total tackles and led the team with five passes defended and four interceptions, two of which he returned for touchdowns ... Also forced a fumble, returned a kickoff for 46 yards and caught two passes for 81 yards ... Was an all-district and all-state selection ... Junior stats included 31 tackles, five interceptions, six passes defended, one fumble recovery and two pick-sixes ... Also a standout basketball player and competed on the track and field team.

Personal: Rodarius Williams was born Sept. 12, 1996, in Shreveport, La. ... Son of Lakesha Williams ... His brother, Andraez, plays for LSU ... Undeclared major.



OKLAHOMA STATE
COWBOYS



58 BRETT WILSON

OFFENSIVE LINE | 6-2 | 275 | R-SOPHOMORE
CASHION, OKLA./CASHION

A walk-on who has contributed on the scout team.

2016: Squad member who was part of OSU's scout team.

2015: Redshirt

High School: Played for coach Lynn Shackelford at Cashion ... As a senior, named to the OCA all-state team, *The Oklahoman* all-state second team, the all-district team and his team's MVP ... Started on a line that helped Cashion finish as state runner-up as a senior and state quarterfinalist as a junior ... Junior year accolades included an all-district selection and team offensive MVP award ... Also played baseball ... Valedictorian of his senior class, four superintendents honor roll selections, a 31 ACT score and a 4.0 overall GPA ... An active member of student council, Fellowship of Christian Athletes and National Honor Society.

Personal: Brett Wilson was born Aug. 24, 1996, in Oklahoma City, Okla. ... Son of Chad and Heather Wilson ... Biological science major.



Larry Williams



PLAYER BIOS



OKLAHOMA STATE
COWBOYS



22 JA'RON WILSON
RUNNING BACK | 5-10 | 225 | R-FRESHMAN
EULESS, TEXAS/TRINITY

Pronounced JAY-rahn

A walk-on running back who does his best work inside the tackles.

2016: Redshirt.

High School: Played for coach Chris Jensen at Trinity High School ... Helped lead his team to a 10-1 record as a senior, leading the team in rushing yards (1,832), carries (192) and touchdowns (19) on 9.54 yards per carry ... Named the Build For Tough Player of the Week after he rushed for 339 yards and three touchdowns in a 37-35 win over Southlake Carroll his senior year ... Rushed for 1,791 yards on 261 carries as a junior ... As a sophomore, rushed 168 times for 1,343 yards while rotating in with other backs.

Personal: Ja'Ron Wilson was born Sept. 5, 1997, in Fort Worth, Texas ... Son of James and Sharonda Wilson ... Studies business.



OKLAHOMA STATE
COWBOYS



72 JOHNNY WILSON
OFFENSIVE LINE | 6-3 | 310 | R-SOPHOMORE
MIDLAND, TEXAS/MIDLAND CHRISTIAN

A developing prospect who has positioned himself well as a capable option at center.

2016 (Freshman): Earned his spot as the second-team center during preseason camp and held that position all season but only saw game action three times - in the opener at Southeastern Louisiana, at Kansas and in the Cowboys' Alamo Bowl win over No. 10 Colorado.

2015: Redshirt.

High School: Played for coach Greg McClendon at Midland Christian ... A four-star prospect by *ESPN*, which ranked him as the No. 34 offensive tackle nationally ... Honored on the TAPPS Division I all-state first team as a senior, junior and sophomore and received second team honors as a freshman ... All-district first team all four years

of high school ... Named to the academic all-state team ... Competed in track and field as well ... Early commitment that accepted first scholarship offer from Oklahoma State.

Personal: Johnny Lewis Wilson was born March 30, 1997, in Midland, Texas ... Son of Kevin and Leslie Wilson ... Father, Kevin played college football and mother, Leslie, played college basketball ... Undeclared major.



OKLAHOMA STATE
COWBOYS



33 LANDON WOLF
WIDE RECEIVER | 5-11 | 170 | R-FRESHMAN
TULSA, OKLA./EAST CENTRAL

A walk-on receiver who played on the scout team while taking a redshirt year last season.

High School: Played for coach Cameron Bennett at East Central High School ... A versatile player who played on both sides of the ball and contributed as returner as well ... Totaled more than 2,000 all-purpose yards in his high school career.

Personal: Landon Wolf was born Sept. 8, 1998, in Tulsa, Okla. ... Son of April Wolf ... Studies sociology.



OKLAHOMA STATE
COWBOYS



18 JELANI WOODS
QUARTERBACK | 6-7 | 235 | FRESHMAN
ELLENWOOD, GA/CEDAR GROVE

A big, mobile quarterback who comes from a high school offense that is similar to Oklahoma State's ... Rated as a three-star prospect by *Rivals*, *Scout*, *ESPN* and *247Sports* ... *Rivals* ranks him as the No. 20 dual threat quarterback prospect in the nation, while *ESPN* tabs him as the No. 25 pocket passer in the country and *Scout* lists him as the No. 41 overall quarterback prospect nationally.

High School: Played for coach Jermaine Smith at Cedar Grove ... Led Cedar Grove to its first state championship with a 13-2 overall record as a senior ... Named the Montlick and Associates Region 5 Athlete of the Year ... A first team selection to the all-region 5 3A team after throwing for 2,316 yards and 26 touchdowns, and also an honorable mention all-state selection ... As a junior, completed 62 percent of his passes for 1,992 yards, with 20 TD passes against six interceptions ... Cedar Grove finished his junior season with an 11-2-1 record and advanced

to the state semifinals ... Sophomore season numbers included a 66.7 completion percentage, 1,489 passing yards and 16 touchdowns while helping lead the team to the second round of the playoffs ... Was also a talented basketball player, earning honorable mention honors to the A/C all-state team as a junior ... Chose Oklahoma State over offers from Michigan, Louisville, Kansas State, South Carolina, Colorado State, Florida Atlantic, South Alabama, South Florida and others.

Personal: Jelani Woods was born Oct. 9, 1998 ... Son of Greg and Shaheerah Woods.



OKLAHOMA STATE
COWBOYS



11 KEONDRE WUDTEE
QUARTERBACK | 6-4 | 210 | R-FRESHMAN
BOSSIER CITY, LA./PARKWAY

Pronounced kee-AWN-dray WOOD-tee

A promising quarterback prospect who contributed on the scout team as a true freshman in 2016 ... A productive off-season could result in playing time for him as a redshirt freshman in 2017.

2016: Redshirt.

High School: Played for coach David Feaster at Parkway ... Led his team to a 12-2 record as a senior, throwing for more than 3,000 yards and 29 touchdowns with only nine interceptions and a 58 percent completion rate ... A first team all-district selection, a team MVP and an honorable mention all-state selection ... Also played basketball and competed on the track and field team.

Personal: Keondre Lamar Wudtee was born Oct. 17, 1997, in Japan ... Son of Charles and Luisa Wudtee ... As part of a military family, he has lived in Japan, Germany and Louisiana ... Undeclared major.



OTHERS IN CAMP



JAVARUS BARKSDALE-BLAIR

CB | 6-0 | 175 | RFr.
Lexington, KY



LOGAN CARTER

CW | 6-4 | 245 | RFr.
Henrietta, TX



JACOB CLARK

OL | 6-3 | 280 | RFr.
Rogers, AR



JAKE DYER

LB | 6-0 | 205 | RFr.
Whitesboro, TX



KORIE FRAUSTO

WR | 6-0 | 187 | RFr.
Wichita, KS



DAYTON METCALF

CW | 6-4 | 215 | RFr.
Hooker, OK



WALKER REED

OL | 6-6 | 350 | RFr.
Norman, OK



RY SCHNEIDER

OL | 6-3 | 325 | RFr.
Minco, OK






Opponents

Oklahoma State hosts Tulsa, TCU, Baylor, Oklahoma, Kansas State and Kansas in Boone Pickens Stadium, and travels to face South Alabama, Pitt, Texas Tech, Texas, West Virginia and Iowa State.






2017 OPPONENT CAPSULES

GAME ONE	TULSA
	<i>Aug. 31, 2017</i> <i>Boone Pickens Stadium (56,790)</i>

Location	Tulsa, Okla.
Head Coach	Philip Montgomery
Record at School/Years	16-10/3rd year
Career Record/Years	Same
2016 Record	10-3
2016 Conference Record/Finish	6-2/2nd AAC West
Football SID	Don Tomkalski
Office	918-631-3200
Cell	918-640-0683
Email	donald-tomkalski@utulsa.edu
Website	tulсахurricane.com
Conference Website	theamerican.org

SERIES CAPSULE VS. TULSA


Series History	OSU leads, 39-27-5
In Stillwater	OSU leads, 24-6-3
In Tulsa	Tulsa leads, 21-15-2
At Neutral	Never met
First Meeting (1914)	OSU 13, Tulsa 6
Last Meeting (2011)	OSU 59, Tulsa 33
Last OSU Win (2011)	OSU 59, Tulsa 33
Last Tulsa Win (1998)	Tulsa 35, OSU 20
Gundy vs. Tulsa	2-0
Montgomery vs. OSU	0-0

GAME FOUR	TCU
	<i>Sept. 23, 2017</i> <i>Boone Pickens Stadium (56,790)</i>

Location	Fort Worth, Texas
Head Coach	Gary Patterson (Kansas State, 1983)
Record at School/Years	149-54/17th year
Career Record/Years	Same
2016 Record	6-7
2016 Conference Record/Finish	4-5/5th
Football Contact	Mark Cohen
Office	(817) 257-5394
Cell	(817) 343-2017
Email	m.cohen@tcu.edu
Website	gofrogs.com
Conference Website	big12sports.com

SERIES CAPSULE VS. TCU


Series History	OSU leads, 15-10-2
In Stillwater	OSU leads, 9-3-0
In Fort Worth	TCU leads, 7-4-2
At Neutral	Series tied, 1-1-0
First Meeting (1915)	OSU 13, TCU 0
Last Meeting (2016)	OSU 31, TCU 6
Last OSU Win (2016)	OSU 31, TCU 6
Last TCU Win (2014)	TCU 42, OSU 9
Gundy vs. TCU	4-1
Patterson vs. OSU	1-4

GAME TWO	SOUTH ALABAMA
	<i>Sept. 8, 2017</i> <i>Ladd-Peebles Stadium (33,471)</i>

Location	Mobile, Ala.
Head Coach	Joey Jones (Alabama, 1989)
Record at School/Years	48-42/9th year
Career Record/Years	51-49/10th year
2016 Record	6-7
2016 Conference Record/Finish	2-6/8th Sun Belt
Football SID	Brian Fremund
Office	251-414-8032
Cell	251-623-3191
Email	bfremund@southalabama.edu
Website	usajaguars.com
Conference Website	sunbeltsports.org

SERIES CAPSULE VS. SOUTH ALABAMA

Series History	Never met
In Mobile	Never met
In Stillwater	Never met
At Neutral	Never met
First Meeting	Never met
Last Meeting	Never met
Last OSU Win	Never met
Last South Alabama Win	Never met
Gundy vs. South Alabama	0-0
Jones vs. OSU	0-0

GAME FIVE	TEXAS TECH
	<i>Sept. 30, 2017</i> <i>Jones AT&T Stadium (60,454)</i>

Location	Lubbock, Texas
Head Coach	Kliff Kingsbury (Texas Tech, 2001)
Record at School/Years	24-25/5th year
Career Record/Years	Same
2016 Record	5-7
2016 Conference Record/Finish	3-6/T-6th
Football Contact	Matthew Dowdy
Office	(806) 742-2770
Cell	(806) 928-5190
Email	matthew.dowdy@ttu.edu
Website	www.texastech.com
Conference Website	big12sports.com

SERIES CAPSULE VS. TEXAS TECH


Series History	Texas Tech leads, 21-20-3
In Lubbock	Texas Tech leads, 12-6-2
In Stillwater	OSU leads, 12-7-0
At Neutral	OSU leads, 2-2-1
First Meeting (1935)	Texas Tech 14, OSU 0
Last Meeting (2016)	OSU 45, Texas Tech 44
Last OSU Win (2016)	OSU 45, Texas Tech 44
Last Tech Win (2008)	Texas Tech 56, OSU 20
Gundy vs. Texas Tech	10-2
Kingsbury vs. OSU	0-4

GAME THREE	PITTSBURGH
	<i>Sept. 16, 2017</i> <i>Heinz Field (68,400)</i>

Location	Pittsburgh, Pa.
Head Coach	Pat Narduzzi (Rhode Island, 1990)
Record at School/Years	16-10/3rd year
Career Record/Years	Same
2016 Record	8-5
2016 Conference Record/Finish	5-3/2nd ACC Coastal
Football SID	E.J. Borghetti
Office	(412) 648-8240
Cell	(412) 491-5110
Email	eborghetti@athletics.pitt.edu
Website	PittsburghPanthers.com
Conference Website	TheACC.com

SERIES CAPSULE VS. PITTSBURGH

Series History	Oklahoma State leads, 1-0
In Pittsburgh	Never met
In Stillwater	1-0
At Neutral	0-0
First Meeting (2016)	OSU 45, Pittsburgh 38
Last Meeting (2016)	OSU 45, Pittsburgh 38
Last OSU Win (2016)	OSU 45, Pittsburgh 38
Last Pittsburgh Win	Never met
Gundy vs. Pittsburgh	1-0
Narduzzi vs. OSU	0-1

GAME SIX	BAYLOR
	<i>Oct. 14, 2017</i> <i>Boone Pickens Stadium (56,790)</i>


Location	Waco, Texas
Head Coach	Matt Rhule (Penn State, 1997)
Record at School/Years	0-0/1st year
Career Record/Years	28-23/5th year
2016 Record	7-6
2016 Conference Record/Finish	3-6/T-6th
Football Contact	David Kaye
Office	(254) 710-4389
Cell	(254) 709-5147
Email	david_kaye@baylor.edu
Website	www.baylorbears.com
Conference Website	big12sports.com

SERIES CAPSULE VS. BAYLOR

Series History	OSU leads, 19-16
In Stillwater	OSU leads, 12-5
In Waco	Baylor leads, 9-6
At Neutral	Baylor leads, 2-1
First Meeting (1914)	OSU 60, Baylor 0
Last Meeting (2016)	Baylor 35, OSU 24
Last OSU Win (2013)	OSU 49, Baylor 17
Last Baylor Win (2016)	Baylor 35, OSU 24
Gundy vs. Baylor	7-5
Rhule vs. OSU	0-0



2017 OPPONENT CAPSULES

GAME SEVEN	TEXAS
	<i>Oct. 21, 2017</i> <i>DKR Texas Memorial Stadium (100,119)</i>

Location	Austin, Texas
Head Coach	Tom Herman (California Lutheran, 1997)
Record at School/Years	0-0/1st year
Career Record/Years	22-4/3rd year
2016 Record	5-7
2016 Conference Record/Finish	3-6/T-6th
Football Contact	John Bianco
Office:	(512) 471-1346
Cell:	(512) 748-9315
Email	john.bianco@athletics.utexas.edu
Website	texasports.com
Conference Website	big12sports.com

SERIES CAPSULE VS. TEXAS


Series History	Texas leads, 24-7
In Austin	Texas leads, 15-5
In Stillwater	Texas leads, 8-2
At Neutral	Texas leads, 1-0
First Meeting (1916)	Texas 14, OSU 6
Last Meeting (2016)	OSU 49, Texas 31
Last OSU Win (2016)	OSU 49, Texas 31
Last Texas Win (2014)	Texas 28, OSU 7
Gundy vs. Texas	5-7
Herman vs. OSU	0-0

GAME 10	IOWA STATE
	<i>Nov. 11, 2017</i> <i>Jack Trice Stadium (61,500)</i>

Location	Ames, Iowa
Head Coach	Matt Campbell (Mount Union, 2002)
Record at School/Years	3-9/2nd year
Career Record/Years	Same
2016 Record	3-9
2016 Conference Record/Finish	2-7/9th
Football Contact	Mike Green
Office:	(515) 294-7019
Cell:	(515) 460-4804
Email	mgreen@iastate.edu
Website	cyclones.com
Conference Website	big12sports.com

SERIES CAPSULE VS. IOWA STATE


Series History	OSU leads, 30-18-3
In Ames	OSU leads, 13-12-1
In Stillwater	OSU leads, 17-6-2
At Neutral	0-0
First Meeting (1926)	OSU 13, Iowa State 0
Last Meeting (2016)	OSU 38, Iowa State 31
Last OSU Win (2016)	OSU 38, Iowa State 31
Last ISU Win (2011)	Iowa State 37, OSU 31
Gundy vs. ISU	7-2
Campbell vs. OSU	0-1

GAME EIGHT	WEST VIRGINIA
	<i>Oct. 28, 2017</i> <i>Milan Puskar Stadium (60,000)</i>

Location	Morgantown, W.Va.
Head Coach	Dana Holgorsen (Iowa Wesleyan, 1993)
Record at School/Years	46-31/7th year
Career Record/Years	Same
2016 Record	10-3
2016 Conference Record/Finish	7-2/T-2nd
Football Contact	Mike Montoro
Office:	(304) 293-2821
Cell:	(304) 216-3834
Email	Mike.Montoro@mail.wvu.edu
Website	wvusports.com
Conference Website	big12sports.com

SERIES CAPSULE VS. WEST VIRGINIA


Series History	Series tied, 4-4
In Morgantown	West Virginia leads, 2-1
In Stillwater	Series tied, 2-2
At Neutral	OSU leads, 1-0
First Meeting (1928)	West Virginia 32, OSU 6
Last Meeting (2016)	OSU 37, West Virginia 20
Last OSU Win (2016)	OSU 37, West Virginia 20
Last West Virginia Win (2014)	West Virginia 34, OSU 10
Gundy vs. West Virginia	3-2
Holgorsen vs. OSU	2-3

GAME 11	KANSAS STATE
	<i>Nov. 18, 2017</i> <i>Boone Pickens Stadium (56,790)</i>

Location	Manhattan, Kan.
Head Coach	Bill Snyder (William Jewell, 1963)
Record at School/Years	202-105-1 /26th year
Career Record/Years	Same
2016 Record	9-4
2016 Conference Record/Finish	6-3/4th
Football Contact	Kenny Lannou
Office:	(785) 532-7977
Cell:	(785) 587-7867
Email	klannou@kstatesports.com
Website	kstatesports.com
Conference Website	big12sports.com

SERIES CAPSULE VS. KANSAS STATE


Series History	OSU leads, 39-24
In Stillwater	OSU leads, 21-9
In Manhattan	OSU leads, 18-15
At Neutral	0-0
First Meeting (1908)	K-State 40, OSU 10
Last Meeting (2016)	OSU 43, K-State 37
Last OSU Win (2016)	OSU 43, KSU 37
Last K-State Win (2014)	K-State 48, OSU 14
Gundy vs. K-State	6-3
Snyder vs. OSU	11-7

GAME NINE	OKLAHOMA
	<i>Nov. 4, 2017</i> <i>Boone Pickens Stadium (56,790)</i>

Location	Norman, Okla.
Head Coach	Lincoln Riley (Texas Tech, 2006)
Record at School/Years	0-0/1st year
Career Record/Years	Same
2016 Record	11-2
2016 Conference Record/Finish	9-0/1st
Football Contact	Mike Houck
Office:	(405) 325-8227
Cell:	(405) 249-5892
Email	mhuck@ou.edu
Website	soonersports.com
Conference Website	big12sports.com

SERIES CAPSULE VS. OKLAHOMA

Series History	Oklahoma leads, 85-19-7
In Stillwater	Oklahoma leads, 38-7-5
In Norman	Oklahoma leads, 41-10-2
At Neutral	Oklahoma leads, 6-2
First Meeting (1904)	Oklahoma 75, OSU 0
Last Meeting (2016)	Oklahoma 38, OSU 20
Last OSU Win (2015)	OSU 38, Oklahoma 35 (OT)
Last OU Win (2016)	Oklahoma 38, OSU 20
Gundy vs. Oklahoma	2-10
Riley vs. OSU	0-0

GAME 12	KANSAS
	<i>Nov. 25, 2017</i> <i>Boone Pickens Stadium (56,790)</i>

Location	Lawrence, Kan.
Head Coach	David Beaty (Lindenwood, 1994)
Record at School/Years	2-22/3rd year
Career Record/Years	Same
2016 Record	2-10
2016 Conference Finish	1-8/10th
Football Contact	Katy Lonergan
Office:	(785) 864-7314
Cell:	(785) 691-7026
Email	katyl@ku.edu
Website	kuathletics.com
Conference Website	big12sports.com

SERIES CAPSULE VS. KANSAS

Series History	OSU leads, 36-29-2
In Stillwater	OSU leads, 15-14-1
In Lawrence	OSU leads, 21-15-1
At Neutral	0-0
First Meeting (1923)	Kansas 9, OSU 0
Last Meeting (2016)	OSU 44, Kansas 20
Last OSU Win (2016)	OSU 44, Kansas 20
Last Kansas Win (2007)	Kansas 43, OSU 28
Gundy vs. Kansas	8-1
Beaty vs. OSU	0-2



SERIES RECORD VS. ALL OPPONENTS

Opponent	Overall W-L-T	Home W-L-T	Away W-L-T	Neutral W-L-T	Opponent	Overall W-L-T	Home W-L-T	Away W-L-T	Neutral W-L-T
Air Force	0-1-1	0-1-1	0-0-0	0-0-0	North Texas	10-1-0	8-0-0	2-1-0	0-0-0
Alabama	1-0-0	0-0-0	0-0-0	1-0-0	Northeast Louisiana	1-0-0	1-0-0	0-0-0	0-0-0
Arizona	5-4-0	3-0-0	1-4-0	1-0-0	Northeastern (Okla.)	1-0-0	1-0-0	0-0-0	0-0-0
Arizona State	1-2-0	0-1-0	1-1-0	0-0-0	Northern Illinois	1-0-0	0-0-0	1-0-0	0-0-0
Arkansas	15-30-1	4-4-1	8-24-0	3-2-0	Northern Iowa	2-0-0	2-0-0	0-0-0	0-0-0
Arkansas State	2-0-0	1-0-0	0-0-0	1-0-0	Northwestern (Okla.)	7-0-0	4-0-0	2-0-0	1-0-0
Army	1-0-0	0-0-0	1-0-0	0-0-0	Northwestern State (La.)	1-0-0	1-0-0	0-0-0	0-0-0
Baker	2-0-0	2-0-0	0-0-0	0-0-0	Ohio State	0-2-0	0-0-0	0-1-0	0-1-0
Baylor	19-16-0	12-6-0	6-8-0	1-2-0	OKC Military	1-1-1	1-0-1	0-1-0	0-0-0
Bethany	1-0-0	1-0-0	0-0-0	0-0-0	Oklahoma	19-85-7	7-38-5	10-41-2	2-6-0
Blackwell College	2-0-0	2-0-0	0-0-0	0-0-0	Oklahoma Baptist	1-0-0	1-0-0	0-0-0	0-0-0
Bowling Green	1-0-0	1-0-0	0-0-0	0-0-0	Oklahoma City	6-9-2	3-1-1	3-8-1	0-0-0
BYU	2-0-0	0-0-0	0-0-0	2-0-0	Oklahoma City HS	0-1-0	0-1-0	0-0-0	0-0-0
Centenary	0-2-0	0-1-0	0-1-0	0-0-0	Oklahoma Methodist	1-0-0	1-0-0	0-0-0	0-0-0
Central Arkansas	1-0-0	1-0-0	0-0-0	0-0-0	Oregon	0-1-0	0-0-0	0-0-0	0-1-0
Central Michigan	1-1-0	0-1-0	1-0-0	0-0-0	Pawnee Indian School	1-0-0	1-0-0	0-0-0	0-0-0
Central Missouri State	2-0-0	2-0-0	0-0-0	0-0-0	Phillips	7-2-1	6-0-1	1-2-0	0-0-0
Central Oklahoma	14-5-2	10-2-2	4-3-0	0-0-0	Pittsburgh	1-0-0	1-0-0	0-0-0	0-0-0
Chillico Indian College	1-4-1	1-3-1	0-1-0	0-0-0	Purdue	1-1-0	0-0-0	0-0-0	1-1-0
Cincinnati	2-1-0	0-1-0	2-0-0	0-0-0	Regis	1-0-0	1-0-0	0-0-0	0-0-0
Colorado	20-26-1	11-12-1	8-13-0	1-1-0	Rice	3-0-1	2-0-0	1-0-1	0-0-0
Colorado State	1-1-0	0-1-0	0-0-0	1-0-0	Sam Houston State	1-0-0	1-0-0	0-0-0	0-0-0
Creighton	11-6-1	7-2-0	4-4-1	0-0-0	San Diego State	2-2-0	1-1-0	1-1-0	0-0-0
Denver	8-1-0	3-0-0	5-1-0	0-0-0	San Francisco	1-0-0	0-0-0	1-0-0	0-0-0
Detroit	6-7-0	3-2-0	3-5-0	0-0-0	Savannah State	1-0-0	1-0-0	0-0-0	0-0-0
Drake	7-2-1	5-0-0	2-2-1	0-0-0	SMU	4-6-2	2-1-0	1-5-2	1-0-0
Duquesne	0-2-0	0-1-0	0-1-0	0-0-0	South Carolina	1-1-0	0-0-0	0-1-0	1-0-0
Emporia State	1-1-1	1-1-1	0-0-0	0-0-0	Southeastern (Okla.)	2-0-0	1-0-0	1-0-0	0-0-0
Florida	0-1-0	0-0-0	0-1-0	0-0-0	Southeastern Louisiana	1-0-0	1-0-0	0-0-0	0-0-0
Florida Atlantic	3-0-0	2-0-0	1-0-0	0-0-0	Southern Illinois	1-0-0	1-0-0	0-0-0	0-0-0
Florida State	1-4-0	0-1-0	0-1-0	1-2-0	Southern Mississippi	1-2-0	0-1-0	0-1-0	1-0-0
Fort MacArthur (Texas)	0-1-0	0-1-0	0-0-0	0-0-0	Southwestern (Kan.)	2-2-1	1-0-1	1-2-0	0-0-0
Fresno State	1-0-0	1-0-0	0-0-0	0-0-0	Southwestern (Okla.)	7-1-0	7-1-0	0-0-0	0-0-0
Friends College	1-0-0	1-0-0	0-0-0	0-0-0	St. Louis	3-0-1	2-0-1	1-0-0	0-0-0
Georgia	1-3-0	1-1-0	0-2-0	0-0-0	St. Mary's (Calif.)	1-0-0	0-0-0	0-0-0	1-0-0
Grambling State	1-0-0	1-0-0	0-0-0	0-0-0	Stanford	1-0-0	0-0-0	0-0-0	1-0-0
Grinnell	2-1-0	2-1-0	0-0-0	0-0-0	TCU	15-10-2	9-3-0	5-6-2	1-1-0
Hardin-Simmons	2-1-0	1-0-0	1-1-0	0-0-0	Temple	2-0-0	1-0-0	1-0-0	0-0-0
Haskell Institute	5-4-0	5-4-0	0-0-0	0-0-0	Tennessee	0-1-0	0-0-0	0-1-0	0-0-0
Hawaii	1-0-0	0-0-0	1-0-0	0-0-0	Texas	7-24-0	2-8-0	5-15-0	0-1-0
Houston	9-10-1	5-5-0	4-5-1	0-0-0	Texas A&M	10-17-0	5-6-0	4-8-0	1-3-0
Illinois State	1-0-0	1-0-0	0-0-0	0-0-0	Texas-Arlington	2-0-0	2-0-0	0-0-0	0-0-0
Indiana	1-0-1	0-0-0	0-0-1	1-0-0	Texas State	1-0-0	1-0-0	0-0-0	0-0-0
Indiana State	1-0-0	1-0-0	0-0-0	0-0-0	Texas Tech	20-21-3	12-7-0	6-12-2	2-2-1
Iowa	1-1-0	0-0-0	1-1-0	0-0-0	Tonkawa Preparatory	4-1-1	2-0-1	2-1-0	0-0-0
Iowa State	30-18-3	17-6-2	13-12-1	0-0-0	Troy	2-1-0	2-0-0	0-1-0	0-0-0
Jefferson	0-1-0	0-0-0	0-0-0	0-1-0	Tulsa	39-27-5	24-6-3	15-21-2	0-0-0
Kansas	36-29-2	15-14-1	21-15-1	0-0-0	Tulsa Businessmen	0-1-0	0-1-0	0-0-0	0-0-0
Kansas State	39-24-0	21-9-0	18-15-0	0-0-0	UCLA	1-1-0	0-1-0	1-0-0	0-0-0
Kingfisher	3-3-1	2-1-1	1-2-0	0-0-0	Utah	1-0-0	0-0-0	1-0-0	0-0-0
Lamar	1-0-0	1-0-0	0-0-0	0-0-0	Utah State	1-0-0	1-0-0	0-0-0	0-0-0
Logan HS	0-1-0	0-0-0	0-0-0	0-1-0	UTEP	3-0-0	1-0-0	2-0-0	0-0-0
Louisiana	9-0-0	6-0-0	3-0-0	0-0-0	UTSA	3-0-0	2-0-0	1-0-0	0-0-0
Louisiana Tech	1-1-0	1-0-0	0-0-0	0-1-0	Virginia Tech	1-1-0	1-0-0	0-1-0	0-0-0
Louisville	1-1-0	1-0-0	0-1-0	0-0-0	Washburn	6-1-0	4-1-0	2-0-0	0-0-0
LSU	0-1-0	0-0-0	0-1-0	0-0-0	Washington	2-1-0	0-1-0	1-0-0	1-0-0
Marquette	2-1-0	1-0-0	1-1-0	0-0-0	Washington (St. Louis)	5-6-1	4-0-0	1-6-1	0-0-0
Miami (Fla.)	0-1-0	0-0-0	0-1-0	0-0-0	Washington State	2-2-0	1-1-0	0-1-0	1-0-0
Miami (Ohio)	2-0-0	2-0-0	0-0-0	0-0-0	West Texas A&M	1-1-0	1-1-0	0-0-0	0-0-0
Michigan	0-2-0	0-0-0	0-2-0	0-0-0	West Virginia	4-4-0	2-2-0	1-2-0	1-0-0
Minnesota	0-2-0	0-0-0	0-2-0	0-0-0	Wichita State	20-5-1	13-2-0	7-3-1	0-0-0
Mississippi	0-3-0	0-0-0	0-0-0	0-3-0	William & Mary	0-1-0	0-0-0	0-0-0	0-1-0
Mississippi State	3-2-0	2-0-0	0-2-0	1-0-0	Wyoming	7-1-0	4-0-0	2-1-0	1-0-0
Missouri	23-29-0	12-11-0	11-17-0	0-1-0					
Missouri-Rolla	1-2-0	1-0-0	0-1-0	0-1-0					
Missouri State	7-0-0	7-0-0	0-0-0	0-0-0					
Montana State	1-0-0	1-0-0	0-0-0	0-0-0					
Nebraska	5-37-1	3-16-1	2-20-0	0-1-0					
New Mexico State	1-0-0	1-0-0	0-0-0	0-0-0					
Norman NAS	0-2-0	0-2-0	0-0-0	0-0-0					
					Total	576-542-47	338-195-26	207-314-20	31-33-1



SERIES HISTORY VS. ALL OPPONENTS

Texas-Arlington

1972	W	21-3	H
1973	W	56-7	H

Texas State

2000	W	23-0	H
------	---	------	---

Texas Tech

1935	L	0-14	A
1936	L	0-12	A
1937	L	6-14	H
1940	T	6-6	N
1941	L	6-16	N
1942	W	9-6	A
1943	W	21-13	N
1944	W	14-7	A
1945	W	46-6	H
1946	L	7-14	A
1953	L	13-27	H
1954	T	13-13	A
1955	L	6-24	H
1956	T	13-13	A
1957	W	13-0	H
1965	L	14-17	A
1966	L	7-10	A
1969	W	17-10	H
1973	L	7-20	H
1974	L	13-14	A
1975	W	17-16	H
1988	W	45-42	N
1989	L	15-31	H
1996	L	3-31	N
1997	L	3-27	H
1998	L	17-24	A
1999	W	41-21	H
2000	L	0-58	A
2001	L	30-49	H
2002	L	24-49	A
2003	W	51-49	H
2004	L	15-31	A
2005	W	24-17	H
2006	L	24-30	A
2007	W	49-45	H
2008	L	20-56	A
2009	W	24-17	H
2010	W	34-17	A
2011	W	66-6	A
2012	W	59-21	H
2013	W	52-34	A
2014	W	45-35	H
2015	W	70-53	A
2016	W	45-44	H

Tonkawa Preparatory

1903	T	0-0	H
1904	L	0-6	A
1906	W	11-4	A
1907	W	10-0	H
1913	W	47-0	H
1914	W	47-0	A

Troy

2007	L	23-41	A
2008	W	55-24	H
2010	W	41-38	H

Tulsa

1914	W	13-6	H
1915	T	0-0	H
1916	L	13-17	A
1917	W	41-2	H
1918	W	33-0	A
1919	T	7-7	H
1920	L	14-20	H
1922	-	Mutual Forfeit	
1926	L	0-28	A
1927	L	26-28	H
1928	L	0-31	A
1929	W	20-0	H
1930	W	13-7	A
1931	W	7-6	A
1932	T	0-0	A
1933	W	7-0	A
1934	L	0-19	H
1935	L	0-12	A
1936	L	0-13	A
1937	L	0-27	A
1938	L	7-20	A
1939	W	9-7	A
1940	L	6-19	A
1941	L	0-16	H
1942	L	6-34	A
1943	L	6-55	A
1944	W	46-40	A
1945	W	12-6	H
1946	L	18-20	A
1947	L	0-13	H
1948	W	19-0	A
1949	T	13-13	H
1950	L	13-27	A
1951	L	7-35	H
1952	L	21-23	A
1953	W	28-14	H
1954	W	12-0	A
1955	W	14-0	H
1956	T	14-14	A
1957	W	28-13	H
1958	L	16-24	A
1959	W	26-0	H
1960	W	28-7	A
1961	W	26-0	H
1962	W	17-7	A
1963	W	33-24	H
1964	L	14-61	A
1965	W	17-14	H
1976	W	33-21	H
1977	W	34-17	A
1981	W	23-21	H
1982	L	15-25	A
1983	W	9-0	H

1984	W	31-7	A
1985	W	25-13	H
1986	L	23-27	A
1987	W	39-28	H
1988	W	56-35	H
1989	L	10-20	A
1990	W	10-3	H
1991	L	7-13	A
1992	W	24-19	H
1993	W	16-10	A
1994	W	17-10	H
1995	L	23-24	A
1996	W	30-9	H
1998	L	20-35	A
1999	W	46-9	H
2000	W	36-26	A
2004	W	38-21	H
2010	W	65-28	H
2011	W	59-33	A

Tulsa Businessmen

1905	L	5-6	H
------	---	-----	---

UCLA

2002	L	24-38	H
2004	W	31-20	A

Utah

1945	W	46-6	A
------	---	------	---

Utah State

1996	W	31-17	H
------	---	-------	---

UTEP

1932	W	20-7	A
1976	W	42-13	A
1977	W	54-0	H

UTSA

2013	W	56-35	A
2014	W	43-13	H
2015	W	69-14	H

Virginia Tech

1971	W	24-16	H
1972	L	32-34	A

Washburn

1913	W	3-0	H
1921	W	13-0	H
1936	W	6-0	H
1937	W	25-3	A
1938	L	0-14	H
1939	W	27-6	A
1940	W	33-14	H

Washington

1980	L	18-24	H
------	---	-------	---

1985	W	31-17	A
2014	W	30-22	N

Washington (St. Louis)

1925	T	0-0	A
1926	W	37-3	H
1927	L	0-6	A
1930	W	28-7	H
1935	L	13-39	A
1936	L	6-39	A
1937	L	0-12	A
1938	L	0-24	A
1939	L	0-7	A
1940	W	53-12	H
1941	W	41-12	A
1942	W	40-7	H

Washington State

1951	L	13-27	A
1952	L	7-9	H
2008	W	39-13	N
2010	W	65-17	H

West Texas A&M

1944	W	41-6	H
1980	L	19-20	H

West Virginia

1928	L	6-32	A
1929	L	6-9	H
1987	W	35-33	N
2012	W	55-34	H
2013	L	21-30	A
2014	L	10-34	H
2015	Wot	33-26	A
2016	W	37-20	H

Wichita State

1918	W	26-7	H
1930	W	12-0	H
1931	W	14-6	H
1937	W	14-8	A
1938	L	6-14	H
1939	T	0-0	A
1940	W	26-6	H
1941	W	33-13	A
1948	W	27-14	A
1949	W	47-20	H
1950	W	32-20	A
1951	W	43-0	H
1952	W	35-21	A
1953	W	14-7	H
1954	L	13-22	A
1955	L	7-14	H
1956	W	32-6	A
1957	W	26-0	H
1958	W	43-12	A
1961	L	13-25	A
1964	W	31-7	H

1974	W	59-0	H
1975	W	34-0	H
1978	L	10-20	A
1979	W	16-6	H
1959	W	34-14	H

William & Mary

1948	L	0-20	N
------	---	------	---

Wyoming

1953	W	20-14	H
1954	W	14-6	A
1957	W	39-6	H
1987	W	35-29	A
1988	W	62-14	N
1989	W	27-7	H
1995	L	25-45	A
2003	W	48-24	H



Season in Review

The Cowboys beat three ranked teams, finished second in the Big 12 and were No. 11 in the final Associated Press poll. Additionally, OSU's 19 Academic All-Big 12 honorees marked the second-highest total in school history.





SEASON STORY



Shaped By Adversity

Despite enduring early setbacks, Oklahoma State beat three ranked teams, finished second in the Big 12 and earned its fifth 10-win season in the last seven years.

2016 RESULTS

Date	Opponent	Result
9/3	Southeastern Louisiana	W, 61-7
9/10	Central Michigan	L, 27-30
9/17	Pittsburgh	W, 45-38
9/24	at No. 16/15 Baylor	L, 24-35
10/1	No. 22/25 Texas	W, 49-31
10/8	Iowa State	W, 38-31
10/22	at Kansas	W, 44-20
10/29	No. 10/9 West Virginia	W, 37-20
11/5	at Kansas State	W, 43-37
11/12	Texas Tech	W, 45-44
11/19	at TCU	W, 31-6
12/3	at No. 7/7 Oklahoma	L, 20-38
12/29	vs. No. 11/11 Colorado	W, 38-8

Wins over three top-25 teams and a dominating showing in the Valero Alamo Bowl highlighted the 2016 football season at Oklahoma State.

One of team's defining moments came early on, when the Cowboys lost a controversial 30-27 decision to Central Michigan in Stillwater in week two. OSU led, 27-24, and had the ball in the game's waning moments. Facing a fourth-and-13 situation with four seconds left on the clock, quarterback Mason Rudolph scrambled around and launched the ball downfield to run the clock out. The officials slapped OSU with an intentional grounding penalty and gave the Chippewas an untimed down from midfield, which they turned into a remarkable hail mary-and-lateral to win the game. After the game, the head referee publicly admitted to the media that the untimed down should have not been awarded and that Oklahoma State should have won. All of the referees and replay officials were suspended for two games following that incident, but it was the Cowboys who were stuck with the loss.

It was not the Central Michigan defeat that defined the Cowboys, however. Rather, it was their response to it. OSU's next game was against a Pittsburgh team that was fresh off a win over Penn State, who went on to win the Big Ten title and play in the Rose Bowl. With a team as good as the Panthers coming in, Mike Gundy and his team could not afford to dwell



SEASON STORY

ALL-BIG 12 HONOREES

James Washington	WR	First Team
Vincent Taylor	DT	First Team
Jordan Sterns	S	First Team
Justice Hill	RB	Second Team
Blake Jarwin	TE	Second Team
Zach Crabtree	OL	Second Team
Victor Salako	OL	Second Team
Ben Grogan	K	Second Team
Chad Whitener	LB	Second Team
Tre Flowers	S	Second Team
Zach Sinor	P	Second Team

ACADEMIC ALL-BIG 12 HONOREES

Britton Abbott	CW	First Team
Matt Ammendola	K	First Team
Jordan Burton	LB	First Team
Jordan Frazier	CW	First Team
Blake Jarwin	CW	First Team
Chris Lacy	WR	First Team
Brad Lundblade	OL	First Team
Derrick Moncrief	S	First Team
Grant Newell	WR	First Team
Victor Salako	OL	First Team
Zach Sinor	P	First Team
Kirk Tucker	LB	First Team
Keenen Brown	CW	Second Team
Kevin Henry	LB	Second Team
Marcus Keyes	OL	Second Team
Brandon Pertile	OL	Second Team
Vincent Taylor	DT	Second Team
James Washington	WR	Second Team
Michael Wilson	OL	Second Team

on the loss to the Chippewas, but nobody knew for sure how the Cowboys were going to respond. The biggest question going into the game against Pitt was if Oklahoma State would be stuck in the hangover from its wrongful defeat the week before.

On the very first play of the game against the Panthers, Rudolph hit receiver James Washington on a deep post route for a 91-yard touchdown pass that soothed nerves and ignited a fuse that led to wins in nine of OSU's final 11 games.

And with that, the 2016 football season at Oklahoma State was defined by resilience.

With a 7-1 record in Big 12 play entering the final week of the regular season, the Cowboys climbed to as high as No. 11 in the Associated Press poll and No. 10 in the Amway Coaches poll and earned the right to face Oklahoma in a winner-take-all de facto Big 12 championship game. While the Cowboys lost the game to the Sooners, their journey back from a 2-2 start to the season to earn the chance to play for an outright shot at the Big 12 title on the final day of the regular season was remarkable.

Contributing to the team's success were the ability to thrive in close games, an offense that was among the most potent in America, an opportunistic defense that excelled at forcing turnovers and a special teams unit that was among the nation's best at defending both punts and kickoffs.

Important in the Cowboys' total of 10 wins were four victories in games decided by one score. Three of those four wins came over Big 12 teams and the fourth came over a Pittsburgh team that went on to beat national champion Clemson later in the season.

The three signature wins of the season were a 37-20 triumph over No. 10 West Virginia on Homecoming in Stillwater, a 31-6 steamrolling of TCU in Fort Worth in a game the Horned Frogs were favored to win by the Las Vegas oddsmakers and a 38-8 Alamo Bowl pounding of a Colorado team that won the Pac-12 South Division championship and was ranked No. 10 in the final College Football Playoff standings.

Against the Mountaineers, OSU forced three turnovers and turned them into 17 points in a game that it won by 17. The win carried extra significance because not only did it catapult Oklahoma State back into the polls after it had been unranked since the Central Michigan game, but it was also Mike Gundy's 100th career victory as OSU head coach. Against TCU, the Cowboys rushed for 334 yards - their highest total against an FBS opponent since 2008 - and held the Horned Frogs under seven points in a home game for the first time since 1995. In the Alamo Bowl, OSU held a 31-0 lead before the Buffaloes finally scored their first points of the game with 5:28 remaining in the fourth quarter. Rudolph passed for 314

yards and three touchdowns against no interceptions and Washington caught nine passes for 171 yards and a touchdown in not even three full quarters of play (he left the game early with an injury) against a Colorado defense that entered the game ranked 13th in the FBS by allowing only 182.5 passing yards per game and was third in the nation in pass efficiency defense.

In addition to having one of the most dangerous and productive pass-catch combos in the nation in Rudolph and Washington, a significant part of OSU's offensive success in 2016 can be attributed to a much-improved run game.

The Cowboys went from averaging 3.6 yards per carry and 126.8 yards per game in 2015 to averaging 4.5 yards per carry and 171.0 yards per game in 2016. Oklahoma State had just two games of 200 yards rushing or more in 2015, but more than doubled that with

SIGNATURE MOMENTS



GUT CHECK

A controversial loss to Central Michigan on an incorrectly awarded extra play that resulted in a game-winning Hail Mary for CMU could have sent the Cowboys off track. Instead, OSU won eight of its next nine after that game.



WIN OVER TOP-10 WEST VIRGINIA

Perhaps the signature win of the season was a 37-20 victory over No. 10 West Virginia. The Cowboys forced three turnovers and turned them into 17 points in a game that they won by 17.



COMPLETE DOMINATION

Despite entering the game as a Vegas underdog, Oklahoma State was overwhelming in its 31-6 win over TCU in Fort Worth, rushing for 334 yards and holding the Horned Frogs under seven points in a home game for the first time since 1995.



REMEMBER THE ALAMO

OSU held a 31-0 lead before No. 11 Colorado scored its only touchdown of the game with 5:28 remaining in the fourth quarter in what was perhaps the most impressive showing for any team during the bowl season.

2016 FBS FRESHMAN RUSHING LEADERS

- 1,142 Justice Hill, Oklahoma State
- 1,096 Mike Weber, Ohio State
- 1,091 Benny Snell, Kentucky
- 1,062 Damarea Crockett, Missouri
- 1,057 Trayveon Williams, Texas A&M
- 1,021 Devin Singletary, Florida Atlantic
- 954 Jalen Hurts, Alabama

MOST RUSHING YARDS FOR A FRESHMAN, BIG 12 HISTORY

- 1,925 Adrian Peterson, Oklahoma - 2004
- 1,713 Samaje Perine, Oklahoma - 2014
- 1,339 Mike Warren, Iowa State - 2015
- 1,184 Demond Parker, Oklahoma - 1996
- 1,142 Justice Hill, Oklahoma State - 2016
- 1,053 Cedric Benson, Texas - 2001
- 1,029 Brad Smith, Missouri - 2002
- 1,024 Courtney Lewis, Texas A&M - 2003



SEASON STORY

THRILLERS OF 2016



COWBOYS 45, PITTSBURGH 38

Mason Rudolph set a school record with 540 passing yards, but Pittsburgh hung around until the waning moments, when Ramon Richards' interception sealed the win.



COWBOYS 38, IOWA STATE 31

OSU trailed, 31-14, late in the third quarter, but the Cowboy defense did not allow Iowa State a single first down in the fourth quarter and the offense stormed back to win.



COWBOYS 43, KANSAS STATE 37

Oklahoma State never led in the second half until Chris Carson scored the game-winning touchdown with 1:46 left. Still, the Cowboy defense had to make a goal line stand capped by a Jordan Sterns interception in the end zone to secure the victory.



COWBOYS 45, TEXAS TECH 44

Texas Tech scored a touchdown with 1:44 left, but missed the PAT that would have tied the game. The Cowboys were then able to run out the clock to clinch the thrilling win.

five such games in 2016. Justice Hill led all FBS freshmen with 1,142 rushing yards. That total is the most ever for an Oklahoma State freshman and ranks fifth among freshmen in Big 12 history. As the season progressed, senior Chris Carson became a bigger factor in the run game as well. He averaged 92.8 rushing yards and scored five rushing touchdowns in his last four games.

On the defensive side of the ball, Oklahoma State forced at least one turnover in every game and found ways to get timely stops at important junctures in several close games. The ringleaders of the Cowboy defense were a pair of first-team All-Big 12 honorees in defensive tackle Vincent Taylor and safety Jordan Sterns. Taylor led all FBS players with four blocked kicks and ranked among the top five in the Big 12 in both sacks and tackles for loss. Sterns was one of only three players to rank in the top 10 in the Big 12 in both tackles and interceptions. He provided one of the most memorable moments of the season when he intercepted a pass in the end zone on the final play of the game to seal the Cowboys' thrilling 43-37 win over Kansas State in Manhattan.

Punter Zach Sinor headlined OSU's special teams units. A semifinalist for the Ray Guy Award presented to the nation's top punter and a second-team All-Big 12 honoree, he ranked No. 1 in the nation in 2016 by killing 62.5 percent of his punts inside the opponents' 20-yard line. His ability to target punt with hang time was the primary reason why Oklahoma State ranked second in the nation by allowing only 15 punt return yards in all of 2016. He helped ensure Oklahoma State's opponents had the worst average starting field position in the nation in 2016, according to footballstudyhall.com. Kicker Ben Grogan was also a key figure in Oklahoma State's special teams plans, as he led the Big 12 in scoring. A senior and four-year starter, Grogan capped his career as the all-time leading scorer in Oklahoma State history and as one of only two players in Big 12 history to score 100 points or more in four seasons.

2016 BIG 12 STANDINGS

Team	Big 12	All
Oklahoma	9-0	11-2
Oklahoma State	7-2	10-3
West Virginia	7-2	10-3
Kansas State	6-3	9-4
TCU	4-5	6-7
Baylor	3-6	7-6
Texas	3-6	5-7
Texas Tech	3-6	5-7
Iowa State	2-7	3-9
Kansas	1-8	2-10

School Records Set or Matched in 2016

TEAM SINGLE-GAME

Total Offensive Plays	101 at Baylor
Kicks Blocked	3 vs. Texas

TEAM SINGLE-SEASON

Fewest Passes Had Intercepted	4
Interception Avoidance	0.86 (4 INT/465 att.)
Fewest Punt Return Yards Allowed	15
Fewest Yards Per Punt Return Allowed	0.94

INDIVIDUAL SINGLE-GAME

Passing Yards	540	Mason Rudolph vs. Pittsburgh
Passing Yards in a Half	372	Mason Rudolph vs. Pittsburgh
Total Offensive Yards	522	Mason Rudolph vs. Pittsburgh
Kicks Blocked	2	Vincent Taylor vs. Texas

INDIVIDUAL SINGLE-SEASON

Interception Avoidance	0.89 (4 INT/448 att.)	Mason Rudolph
Touchdown to Interception Ratio (min. 200 att.)	7.0 (28 TD/4 INT)	Mason Rudolph
Most Pass Completions of 80 Yards or Longer	4	Mason Rudolph
Most Receptions of 80 Yards or Longer	3	James Washington
Kicks Blocked	4	Vincent Taylor
Rushing Yards for a Freshman	1,142	Justice Hill

INDIVIDUAL CAREER

Points Scored	433	Ben Grogan
PAT Kicks Made	229	Ben Grogan
PAT Kicks Attempted	234	Ben Grogan
Yards Per Pass Attempt (min. 200 att.)	9.1	Mason Rudolph
Passing Yards Per Game (min. 20 GP)	300.5	Mason Rudolph
Interception Avoidance (min. 200 att.)	1.8 (17-597)	Mason Rudolph
Yards Per Reception (min. 60 rec.)	19.23	James Washington
Career Passing Yards in Bowl Games	792	Mason Rudolph
Most Pass Completions of 80 Yards or Longer	5	Mason Rudolph



2016 HONORS AND RECOGNITION

28 JAMES WASHINGTON - WR

- ▶ First-Team All-Big 12 (Associated Press)
- ▶ First-Team All-Big 12 (Coaches)
- ▶ Thurman Thomas Award (OSU's outstanding offensive player)
- ▶ Offensive MVP, Valero Alamo Bowl
- ▶ Team Captain (as voted by teammates)
- ▶ Second-Team Academic All-Big 12
- ▶ Midseason All-America (ESPN.com)
- ▶ Biletnikoff Award semifinalist
- ▶ Top 50 Player in College Football (ESPN.com)
- ▶ Midseason First-Team All-Big 12 (ESPN.com)
- ▶ Walter Camp National Offensive Player of the Week, 9/18
- ▶ Earl Campbell Tyler Rose Award semifinalist
- ▶ Earl Campbell Tyler Rose Player of the Week, 9/19
- ▶ Big 12 Offensive Player of the Week, 9/19
- ▶ CFPA National Performer of the Week, 9/18

13 JORDAN STERNS - SS

- ▶ First-Team All-Big 12 (Associated Press)
- ▶ First-Team All-Big 12 (Coaches)
- ▶ Leslie O'Neal Award (OSU's outstanding defensive player)
- ▶ Team Captain (as voted by teammates)
- ▶ Midseason First-Team All-Big 12 (ESPN.com)

96 VINCENT TAYLOR - DL

- ▶ First-Team All-Big 12 (Associated Press)
- ▶ First-Team All-Big 12 (Coaches)
- ▶ Bob Fenimore Award (OSU Defensive MVP)
- ▶ Defensive MVP, Valero Alamo Bowl
- ▶ Team Captain (as voted by teammates)
- ▶ Second-Team Academic All-Big 12
- ▶ Midseason First-Team All-Big 12 (ESPN.com)
- ▶ Finalist for the Piesman Trophy
- ▶ Big 12 Defensive Player of the Week, 10/31

2 MASON RUDOLPH - QB

- ▶ Bob Fenimore Award (OSU Offensive MVP)
- ▶ Davey O'Brien Award semifinalist
- ▶ Johnny Unitas Golden Arm Award Semifinalist
- ▶ Big 12 Offensive Player of the Week, 11/14
- ▶ Davey O'Brien Award "Great Eight", 9/19
- ▶ Davey O'Brien Award "Great Eight", 10/3
- ▶ Davey O'Brien Award "Great Eight", 10/31
- ▶ Davey O'Brien Award "Great Eight", 11/8
- ▶ Manning Award Star of the Week, 9/19
- ▶ Manning Award Star of the Week, 10/3
- ▶ Manning Award Star of the Week, 10/31
- ▶ Manning Award Star of the Week, 11/7
- ▶ Manning Award Star of the Week, 11/14
- ▶ Wuerffel Trophy nominee

27 JUSTICE HILL - RB

- ▶ Freshman All-America First Team (USA Today)
- ▶ Freshman All-America First Team (FWAA)
- ▶ Big 12 Newcomer of the Year (Associated Press)
- ▶ Big 12 Offensive Freshman of the Year (Coaches)
- ▶ Second-Team All-Big 12 (Coaches)
- ▶ Russell Okung Award (OSU's outstanding newcomer)
- ▶ Big 12 Newcomer of the Week, 9/26
- ▶ Big 12 Newcomer of the Week, 10/3
- ▶ Big 12 Newcomer of the Week, 10/24

29 ZACH SINOR - P

- ▶ Second-Team All-Big 12 (Associated Press)
- ▶ Second-Team All-Big 12 (Coaches)
- ▶ First-Team Academic All-Big 12
- ▶ Ray Guy Award Semifinalist
- ▶ Big 12 Special Teams Player of the Week, 9/19
- ▶ Big 12 Special Teams Player of the Week, 10/31

19 BEN GROGAN - PK

- ▶ Second-Team All-Big 12 (Associated Press)
- ▶ Second-Team All-Big 12 (Coaches)
- ▶ Lou Groza Award semifinalist
- ▶ Big 12 Special Teams Player of the Week, 10/24

47 BLAKE JARWIN - CW

- ▶ Second-Team All-Big 12 (Associated Press)
- ▶ Second-Team All-Big 12 (Coaches)
- ▶ Barry Sanders Award (greatest contribution with the least recognition)
- ▶ First-Team Academic All-Big 12

77 VICTOR SALAKO - OL

- ▶ Second-Team All-Big 12 (Associated Press)
- ▶ Second-Team All-Big 12 (Coaches)
- ▶ First-Team Academic All-Big 12

40 DEVANTE AVERETTE - LB

- ▶ Second-Team All-Big 12 (Associated Press)

60 ZACH CRABTREE - OL

- ▶ Second-Team All-Big 12 (Coaches)

45 CHAD WHITENER - LB

- ▶ Second-Team All-Big 12 (Coaches)
- ▶ Leslie O'Neal Award (OSU's outstanding defensive player)

31 TRE FLOWERS - S

- ▶ Second-Team All-Big 12 (Coaches)
- ▶ Barry Sanders Award (greatest contribution with the least recognition)

26 BARRY J. SANDERS - RB

- ▶ Big 12 Special Teams Player of the Week, 12/5

32 CHRIS CARSON - RB

- ▶ Thurman Thomas Award (OSU's outstanding offensive player)
- ▶ Team Captain (as voted by teammates)

71 BRAD LUNDBLADE - C

- ▶ Vernon Grant Award (Outstanding leadership, spirit and enthusiasm)
- ▶ First-Team Academic All-American (CoSIDA)
- ▶ First-Team Academic All-District (CoSIDA)
- ▶ First-Team Academic All-Big 12

20 JORDAN BURTON - LB

- ▶ Vernon Grant Award (Outstanding leadership, spirit and enthusiasm)
- ▶ First-Team Academic All-Big 12

15 CHRIS LACY - WR

- ▶ Vernon Grant Award (Outstanding leadership, spirit and enthusiasm)
- ▶ First-Team Academic All-Big 12

42 KEEGAN METCALF - RB

- ▶ Team Captain (as voted by teammates)

7 RAMON RICHARDS - CB

- ▶ Vernon Grant Award (Outstanding leadership, spirit and enthusiasm)

89 TRALUND WEBBER - DE

- ▶ Russell Okung Award (OSU's outstanding newcomer)

86 ZAC VEATCH - CW

- ▶ Barry Sanders Award (greatest contribution with the least recognition)

90 MOTEKIAI MAILE - DT

- ▶ Barry Sanders Award (greatest contribution with the least recognition)

5 JEREL MORROW - S

- ▶ OSU's Outstanding Special Teams Player Award

19 JUSTIN PHILLIPS - LB

- ▶ OSU's Outstanding Special Teams Player Award

87 GRANT NEWELL - WR

- ▶ First-Team Academic All-Big 12
- ▶ Dr. L.L. Boger Award (Academic and athletic achievement)

41 BRITTON ABBOTT - CW

- ▶ First-Team Academic All-Big 12

49 MATT AMMENDOLA - K

- ▶ First-Team Academic All-Big 12

85 JORDAN FRAZIER - CW

- ▶ First-Team Academic All-Big 12

36 DERRICK MONCRIEF - S

- ▶ First-Team Academic All-Big 12

12 KIRK TUCKER - LB

- ▶ First-Team Academic All-Big 12

6 KEENEN BROWN - CW

- ▶ Second-Team Academic All-Big 12

28 KEVIN HENRY - LB

- ▶ Second-Team Academic All-Big 12

75 MARCUS KEYES - OL

- ▶ Second-Team Academic All-Big 12

51 BRANDON PERTILE - OL


- ▶ Second-Team Academic All-Big 12

74 MICHAEL WILSON - OL

- ▶ Second-Team Academic All-Big 12



BOX SCORES

	GAME ONE Sep 3, 2016 Stillwater, Okla. Attendance: 50,079 TV: Fox Sports Plus
SOUTHEASTERN LOUISIANA	7
OKLAHOMA STATE 21/19	61

Captains: Mason Rudolph, Motekiai Maile, Derrick Moncrief, Ben Grogan

Score by Quarters	1	2	3	4	Score
Southeastern La.	0	7	0	0	7
Oklahoma State	28	3	21	9	61

Scoring Summary

1st 13:15 OSU Harper, Madre 0 yd fumble recovery (Grogan, Ben kick) SLU 0 - OSU 7

10:50 OSU Carson, Chris 10 yd run (Grogan, Ben kick) 5-36 1:36, SLU 0 - OSU 14

08:10 OSU Seales, J. 24 yd pass from Rudolph, M. (Grogan kick) 3-34 0:36, SLU 0 - OSU 21

04:24 OSU Sanders, Barry J. 1 yd run (Grogan, Ben kick) 5-65 1:10, SLU 0 - OSU 28

2nd 12:42 OSU Grogan, Ben 32 yd field goal 11-46 2:47, SLU 0 - OSU 31

05:41 SLU Henderson, Kaelyn 26 yd run (Tatum, Jonathan kick) 5-51 2:30, SLU 7 - OSU 31

3rd 14:38 OSU Richards, Ramon 9 yd fumble recovery (Grogan kick) SLU 7 - OSU 38

03:40 OSU Seales, J. 16 yd pass from Rudolph, M. (Grogan kick) 9-50 3:34, SLU 7 - OSU 45

02:13 OSU Carr, Jeff 1 yd run (Grogan, Ben kick) 3-19 0:46, SLU 7 - OSU 52

4th 14:50 OSU Grogan, Ben 28 yd field goal 4-5 1:02, SLU 7 - OSU 55

03:00 OSU Cornelius, Taylor 5 yd run (Ammendola, M. kick failed) 15-90 8:58, SLU 7 - OSU 61

	SLU	OSU
FIRST DOWNS	12	23
RUSHES-YARDS (NET)	46-97	38-144
PASSING YDS (NET)	106	253
Passes Att-Comp-Int	14-4-0	35-25-0
TOTAL OFFENSE PLAYS-YARDS	60-203	73-397
Fumble Returns-Yards	0-0	1-9
Punt Returns-Yards	2-15	2-60
Kickoff Returns-Yards	9-150	1-11
Interception Returns-Yards	0-0	0-0
Punts (Number-Avg)	7-36.4	4-41.8
Fumbles-Lost	5-4	2-1
Penalties-Yards	6-47	5-55
Possession Time	29:07	30:53
Third-Down Conversions	1 of 12	6 of 12
Fourth-Down Conversions	0 of 3	0 of 0
Red-Zone Scores-Chances	0-1	7-8
Sacks By: Number-Yards	3-19	3-21


RUSHING: Southeastern La.-Henderson, Kaelyn 13-69; Durall, Darius 6-35; Harrell, Rasheed 8-11; Maracalin, Julius 3-9; Landor, D'Shaie 9-3; Alo, Justin 5-minus 6; Thomas, Micah 1-minus 11; TEAM 1-minus 13. Oklahoma State-Carr, Jeff 6-42; Hill, Justice 7-30; Cornelius, Taylor 6-28; Childs, Rennie 3-21; Kolar, John 2-18; Carson, Chris 4-18; Sanders, Barry J. 4-1; Metcalf, Keegan 1-0; TEAM 1-minus 4; Rudolph, Mason 4-minus 10.

PASSING: Southeastern La.-Alo, Justin 3-8-0-94; Landor, D'Shaie 1-6-0-12. Oklahoma State-Rudolph, Mason 18-25-0-191; Cornelius, Taylor 6-8-0-54; Kolar, John 1-2-0-8.

RECEIVING: Southeastern La.-Conner, Javon 2-25; Acker, Brandon 1-55; Ingrassia, Jake 1-26. Oklahoma State-Washington, James 5-34; McCleskey, Jalen 4-27; Seales, Jhajuan 3-61; Stoner, Dillon 2-27; Hays, Austin 2-22; Sanders, Barry J. 1-18; Jarwin, Blake 1-15; Tillmon, Terry 1-13; Brown, Keenen 1-9; Berry, Theo 1-8; Carson, Chris 1-8; Hill, Justice 1-6; Carr, Jeff 1-4; Obialo, Obi 1-1.

INTERCEPTIONS: Southeastern La.-None. Oklahoma State-None.

FUMBLES: Southeastern La.-Landor, D'Shaie 2-2; Thomas, Micah 1-1; Tillman, Javon 1-1; Durall, Darius 1-0. Oklahoma State-McCleskey, Jalen 1-0; Rudolph, Mason 1-1.

	GAME TWO Sep 10, 2016 Stillwater, Okla. Attendance: 52,523 TV: FS1
CENTRAL MICHIGAN	30
OKLAHOMA STATE 22/17	27

Captains: Rennie Childs, Jhajuan Seales, Devante Averette, Justin Phillips

Score by Quarters	1	2	3	4	Score
Central Michigan	0	10	7	13	30
Oklahoma State	14	3	3	7	27

Scoring Summary

1st 04:49 OSU McCleskey, J. 26 yd pass from Rudolph, M (Grogan kick) 5-57 1:03, CMU 0 - OSU 7

02:23 OSU Veatch, Zac 18 yd pass from Rudolph (Grogan kick) 4-63 0:47, CMU 0 - OSU 14

2nd 12:13 CMU Conklin, T. 24 yd pass from Rush, C. (Eavey kick) 11-79 5:05, CMU 7 - OSU 14

09:25 OSU Amendola, Matt 53 yd field goal 8-31 2:48, CMU 7 - OSU 17

04:08 CMU Eavey, Brian 30 yd field goal 10-53 5:52, CMU 10 - OSU 17

3rd 05:16 CMU Conklin, T. 5 yd pass from Rush, C. (Eavey kick) 12-89 6:44, CMU 17 - OSU 17

02:58 OSU Grogan, Ben 35 yd field goal 8-57 2:18, CMU 17 - OSU 20

4th 09:40 CMU Spalding, D. 31 yd pass from Rush, C. (Eavey kick) 8-95 4:20, CMU 24 - OSU 20

05:12 OSU Washington, J. 2 yd pass from Stoner, D. (Grogan kick) 4-20 1:13, CMU 24 - OSU 27

00:00 CMU Willis, Corey 9 yd pass from Rush, Cooper 1-51 0:00, CMU 30 - OSU 27

	CMU	OSU
FIRST DOWNS	23	23
RUSHES-YARDS (NET)	26-50	26-50
PASSING YDS (NET)	368	288
Passes Att-Comp-Int	43-31-1	44-28-1
TOTAL OFFENSE PLAYS-YARDS	69-418	70-338
Fumble Returns-Yards	0-0	1-9
Punt Returns-Yards	1-6	2-36
Kickoff Returns-Yards	3-57	1-9
Interception Returns-Yards	1-0	1-1
Punts (Number-Avg)	6-43.2	5-38.0
Fumbles-Lost	3-1	0-0
Penalties-Yards	5-60	4-40
Possession Time	35:27	24:33
Third-Down Conversions	8 of 15	1 of 11
Fourth-Down Conversions	0 of 0	1 of 2
Red-Zone Scores-Chances	3-3	3-4
Sacks By: Number-Yards	4-29	3-27


RUSHING: Central Michigan-Spalding, Devon 11-22; Hayes, Jahry 5-20; Chapman, Mark 1-7; Ward, Jonathan 3-5; Rush, Cooper 6-minus 4. Oklahoma State-Hill, Justice 5-31; Carson, Chris 8-27; McCleskey, Jalen 1-8; Sanders, Barry J. 1-4; Childs, Rennie 1-1; TEAM 1-minus 2; Rudolph, Mason 9-minus 19.

PASSING: Central Michigan-Rush, Cooper 31-43-1-368. Oklahoma State-Rudolph, Mason 27-43-1-286; Stoner, Dillon 1-1-0-2.

RECEIVING: Central Michigan-Kroll, Jesse 7-98; Conklin, Tyler 7-96; Spalding, Devon 4-48; Chapman, Mark 3-46; Willis, Corey 3-26; Ward, Jonathan 1-17; Cooper, Eric 1-11; Hayes, Jahry 1-7; Bacci, Joe 1-7; Crouch, Zach 1-5; Fountain, Malik 1-4; Rice, Anthony 1-3. Oklahoma State-McCleskey, Jalen 11-103; Washington, James 5-69; Carson, Chris 4-52; Seales, Jhajuan 3-34; Lacy, Chris 2-10; Sanders, Barry J. 2-2; Veatch, Zac 1-18.

INTERCEPTIONS: Central Michigan-Cox, Josh 1-0. Oklahoma State-Richards, Ramon 1-minus 1.

FUMBLES: Central Michigan-Rush, Cooper 1-0; Thomas, Emmett 1-0; Spalding, Devon 1-1. Oklahoma State-None.

	GAME THREE Sep 17, 2016 Stillwater, Okla. Attendance: 53,514 TV: ESPN
PITTSBURGH RV/RV	38
OKLAHOMA STATE RV/RV	45

Captains: Kirk Tucker, Jordan Sterns, Eric Davis, Blake Jarwin

Score by Quarters	1	2	3	4	Score
Pittsburgh	10	14	14	0	38
Oklahoma State	10	21	7	7	45

Scoring Summary

1st 14:44 OSU Washington, J. 91 yd pass from Rudolph, M. (Grogan kick) 1-91 0:16, UP 0 - OSU 7

13:09 UP Quadree Henderson 10 yd run (Chris Blewitt kick) 4-70 1:35, UP 7 - OSU 7

05:51 UP Chris Blewitt 48 yd field goal 9-38 4:33, UP 10 - OSU 7

04:26 OSU Grogan, Ben 45 yd field goal 7-47 1:25, UP 10 - OSU 10

2nd 13:09 OSU Washington, J. 29 yd pass from Rudolph, M. (Grogan kick) 7-99 2:33, UP 10 - OSU 17

09:44 OSU Childs, Rennie 1 yd run (Grogan, Ben kick) 8-80 1:53, UP 10 - OSU 24

04:59 UP James Conner 1 yd run (Chris Blewitt kick) 9-83 4:45, UP 17 - OSU 24

04:04 OSU Childs, Rennie 67 yd run (Grogan, Ben kick) 3-75 0:55, UP 17 - OSU 31

01:47 UP Weah 60 yd pass from Peterman (Blewitt kick) 1-60 0:09, UP 24 - OSU 31

3rd 10:25 UP Matt Galambos 2 yd fumble recovery (Blewitt kick) UP 31 - OSU 31

09:01 OSU Childs, Rennie 5 yd run (Grogan, Ben kick) 7-80 1:24, UP 31 - OSU 38

05:28 UP Quadree Henderson 50 yd run (Chris Blewitt kick) 4-70 1:57, UP 38 - OSU 38

4th 01:28 OSU Childs, Rennie 1 yd run (Grogan, Ben kick) 3-88 0:39, UP 38 - OSU 45

	UP	OSU
FIRST DOWNS	21	25
RUSHES-YARDS (NET)	54-290	32-100
PASSING YDS (NET)	237	540
Passes Att-Comp-Int	30-14-1	46-26-0
TOTAL OFFENSE PLAYS-YARDS	84-527	78-640
Fumble Returns-Yards	1-2	0-0
Punt Returns-Yards	1-7	4-34
Kickoff Returns-Yards	2-31	2-34
Interception Returns-Yards	0-0	1-3
Punts (Number-Avg)	11-42.4	7-43.3
Fumbles-Lost	0-0	2-2
Penalties-Yards	8-73	8-55
Possession Time	37:50	22:10
Third-Down Conversions	4 of 18	6 of 15
Fourth-Down Conversions	2 of 2	0 of 0
Red-Zone Scores-Chances	2-2	3-3
Sacks By: Number-Yards	3-22	2-14

RUSHING: Pittsburgh-James Conner 24-111; Quadree Henderson 7-95; Nathan Peterman 9-33; Jordan Whitehead 2-22; Darrin Hall 5-17; Chawntez Moss 2-8; Rafael Araujo-Lopes 3-7; George Aston 1-minus 1; Tre Tipton 1-minus 2. Oklahoma State-Childs, Rennie 10-101; Hill, Justice 12-28; Sanders, Barry J. 1-minus 5; TEAM 2-minus 6; Rudolph, Mason 7-minus 18.

PASSING: Pittsburgh-Nathan Peterman 14-29-1-237; TEAM 0-1-0-0. Oklahoma State-Rudolph, Mason 26-46-0-540.

RECEIVING: Pittsburgh-Tre Tipton 3-27; Jester Weah 2-85; James Conner 2-60; Quadree Henderson 2-31; George Aston 1-12; Quadree Ollison 1-8; Rafael Araujo-Lopes 1-7; Scott Orndoff 1-5; Darrin Hall 1-2. Oklahoma State-Washington, James 9-296; Seales, Jhajuan 7-129; Lacy, Chris 4-64; McCleskey, Jalen 3-17; Hays, Austin 2-31; Jarwin, Blake 1-3.

INTERCEPTIONS: Pittsburgh-None. Oklahoma State-Richards, Ramon 1-3.

FUMBLES: Pittsburgh-None. Oklahoma State-Rudolph, Mason 2-2.



BOX SCORES

	GAME FOUR Sep 24, 2016 Waco, Texas Attendance: 45,373 TV: FOX	
	OKLAHOMA STATE <small>RV/RV</small>	24
	BAYLOR <small>16/15</small>	35

Captains: Zach Crabtree, Jalen McCleskey, Chad Whitener, Jerel Morrow

Score by Quarters	1	2	3	4	Score
Oklahoma State	7	7	10	0	24
Baylor	7	14	7	7	35

Scoring Summary

1st 13:22	BU	Williams, T. 23 yd run (Martin, Connor kick)	7-75 1:38, OSU 0 - BU 7
09:44	OSU	Hill, Justice 5 yd run (Grogan, Ben kick)	1-5 0:04, OSU 7 - BU 7
2nd 12:28	BU	Zamora, I. 38 yd pass from Russell, Seth (Martin kick)	8-73 1:48, OSU 7 - BU 14
05:32	OSU	Childs, Rennie 3 yd run (Grogan, Ben kick)	14-75 6:56, OSU 14 - BU 14
02:41	BU	Zamora, I. 38 yd pass from Russell, Seth (Martin kick)	4-54 1:09, OSU 14 - BU 21
3rd 07:46	OSU	Childs, Rennie 3 yd run (Grogan, Ben kick)	16-75 7:14, OSU 21 - BU 21
06:56	BU	Platt, Chris 89 yd pass from Russell, Seth (Martin kick)	2-89 0:50, OSU 21 - BU 28
02:13	OSU	Grogan, Ben 28 yd field goal	11-64 4:43, OSU 24 - BU 28
4th 05:14	BU	Platt, Chris 15 yd pass from Russell, Seth (Martin kick)	9-99 3:58, OSU 24 - BU 35

	OSU	BU
FIRST DOWNS	30	20
RUSHES-YARDS (NET)	55-213	37-136
PASSING YDS (NET)	279	387
Passes Att-Comp-Int	46-27-1	28-18-1
TOTAL OFFENSE PLAYS-YARDS	101-492	65-523
Fumble Returns-Yards	0-0	0-0
Punt Returns-Yards	0-0	1-1
Kickoff Returns-Yards	3-51	4-46
Interception Returns-Yards	1-0	1-25
Punts (Number-Avg)	2-47.0	4-43.2
Fumbles-Lost	3-3	2-1
Penalties-Yards	4-32	7-70
Possession Time	41:27	18:33
Third-Down Conversions	12 of 20	6 of 12
Fourth-Down Conversions	2 of 4	0 of 2
Red-Zone Scores-Chances	4-7	1-2
Sacks By: Number-Yards	1-6	4-26

RUSHING: Oklahoma State-Hill, Justice 20-122; Childs, Rennie 18-35; Rudolph, Mason 9-30; Sanders, Barry J. 5-20; Carr, Jeff 2-10; TEAM 1-minus 4. Baylor-Russell, Seth 10-65; Williams, T. 13-52; Hasty, JaMycal 11-29; Linwood, Shock 2-4; TEAM 1-minus 14.

PASSING: Oklahoma State-Rudolph, Mason 27-45-1-279; Stoner, Dillon 0-1-0-0. Baylor-Russell, Seth 18-28-1-387.

RECEIVING: Oklahoma State-Washington, James 6-89; McCleskey, Jalen 5-77; Lacy, Chris 3-32; Veatch, Zac 3-26; Stoner, Dillon 3-0; Childs, Rennie 2-21; Seales, Jhajuan 2-20; Sanders, Barry J. 2-0; Jarwin, Blake 1-14. Baylor-Zamora, Ishmael 8-175; Platt, Chris 3-114; Cannon, KD 3-18; Feuerbacher, J. 2-50; Williams, T. 1-23; Lynch, Blake 1-7.

INTERCEPTIONS: Oklahoma State-Burton, Jordan 1-0. Baylor-Stewart, Orion 1-25.

FUMBLES: Oklahoma State-Hill, Justice 2-2; Rudolph, Mason 1-1. Baylor-TEAM 1-0; Nicholson, Tony 1-1

	GAME FIVE Oct. 1, 2016 Stillwater, Okla. Attendance: 53,468 TV: ABC	
	TEXAS <small>22/25</small>	31
	OKLAHOMA STATE <small>RV/RV</small>	49

Captains: James Washington, Motekiai Maile, Vili Leveni, Kevin Henry

Score by Quarters	1	2	3	4	Score
Texas	13	12	6	0	31
Oklahoma State	16	21	6	6	49

Scoring Summary

1st 11:29	OSU	Hill, Justice 30 yd run (Grogan, Ben kick)	9-75 3:31, UT 0 - OSU 7
07:23	OSU	Washington, J. 54 yd pass from Rudolph (Grogan kick)	6-68 2:21, UT 0 - OSU 14
05:50	UT	Swoopes, Tyrone 2 yd run (Domingue, Trent kick)	6-84 1:33, UT 7 - OSU 14
01:25	UT	Foreman, D'Onta 22 yd run (Domingue kick blocked)	8-73 2:30, UT 13 - OSU 14
01:25	OSU	Flowers, Tre PAT return	UT 13 - OSU 16
2nd 10:13	UT	Swoopes, Tyrone 12 yd run (Domingue kick blocked)	14-81 4:37, UT 19 - OSU 16
08:33	OSU	Rudolph, Mason 10 yd run (Grogan, Ben kick)	5-80 1:40, UT 19 - OSU 23
06:31	UT	Beck 39 yd pass from Buechele (Domingue kick blocked)	5-75 2:02, UT 25 - OSU 23
05:05	OSU	McCleskey 36 yd pass from Rudolph (Grogan kick)	4-75 1:26, UT 25 - OSU 30
00:31	OSU	McCleskey 52 yd pass from Rudolph (Grogan kick)	7-84 1:02, UT 25 - OSU 37
3rd 05:11	OSU	Sanders, Barry J. 1 yd run (Grogan, Ben kick blocked)	2-1 0:41, UT 25 - OSU 43
04:08	UT	Foreman, D'Onta 62 yd run (Swoopes rush failed)	4-75 1:03, UT 31 - OSU 43
4th 11:54	OSU	Grogan, Ben 26 yd field goal	9-53 3:52, UT 31 - OSU 46
06:44	OSU	Grogan, Ben 24 yd field goal	8-61 3:13, UT 31 - OSU 49

	UT	OSU
FIRST DOWNS	26	22
RUSHES-YARDS (NET)	49-329	43-163
PASSING YDS (NET)	239	392
Passes Att-Comp-Int	33-21-1	28-19-0
TOTAL OFFENSE PLAYS-YARDS	82-568	71-555
Fumble Returns-Yards	0-0	0-0
Punt Returns-Yards	3-18	1-8
Kickoff Returns-Yards	7-143	2-38
Interception Returns-Yards	0-0	1-14
Punts (Number-Avg)	5-45.2	6-46.0
Fumbles-Lost	1-0	0-0
Penalties-Yards	5-39	7-70
Possession Time	29:22	30:38
Third-Down Conversions	6 of 16	7 of 15
Fourth-Down Conversions	2 of 3	0 of 0
Red-Zone Scores-Chances	2-4	4-4
Sacks By: Number-Yards	3-20	2-5

RUSHING: Texas-Foreman, D'Onta 17-148; Warren III, C. 10-106; Porter, Kyle 7-30; Swoopes, Tyrone 6-24; Buechele, Shane 8-15; Dickson, Michae 1-6. Oklahoma State-Hill, Justice 25-135; Childs, Rennie 2-12; Sanders, Barry J. 6-12; Rudolph, Mason 8-2; McCleskey, Jalen 1-1; Carr, Jeff 1-1.

PASSING: Texas-Buechele, Shane 21-33-1-239. Oklahoma State-Rudolph, Mason 19-28-0-392.

RECEIVING: Texas-Oliver, Jake 4-37; Heard, Jerrod 4-37; Foreman, Armant 3-19; Leonard, Dorian 2-55; Burt, John 2-16; Beck, Andrew 1-39; Foreman, D'Onta 1-21; Humphrey, Lil'J 1-8; Duvernay, Devin 1-6; Porter, Kyle 1-2; Joe, Lorenzo 1-minus 1. Oklahoma State-McCleskey, Jalen 4-109; Jarwin, Blake 4-50; Washington, James 3-91; Lacy, Chris 3-52; Seales, Jhajuan 3-49; Brown, Keenen 1-38; Sanders, Barry J. 1-3.

INTERCEPTIONS: Texas-None. Oklahoma State-Sterns, Jordan 1-14.

FUMBLES: Texas-Buechele, Shane 1-0. Oklahoma State-None.

	GAME SIX Oct. 8, 2016 Stillwater, Okla. Attendance: 53,239 TV: ESPNU	
	IOWA STATE	31
	OKLAHOMA STATE <small>RV/RV</small>	38

Captains: Derrick Moncrief, Tre Flowers, Chris Lacy, Victor Salako

Score by Quarters	1	2	3	4	Score
Iowa State	3	14	14	0	31
Oklahoma State	7	7	7	17	38

Scoring Summary

1st 05:53	ISU	Netten, Cole 35 yd field goal	12-56 4:10, ISU 0 - OSU 0
04:13	OSU	Seales, J. 33 yd pass from Rudolph (Grogan kick)	9-75 1:40, ISU 3 - OSU 7
2nd 12:59	ISU	Lazard, Allen 3 yd pass from Park, Jacob (Netten kick)	4-64 1:16, ISU 10 - OSU 7
05:51	OSU	Hill, Justice 5 yd run (Grogan, Ben kick)	4-66 1:07, ISU 10 - OSU 14
02:58	ISU	Montgomery, Da. 1 yd run (Netten, Cole kick)	10-75 2:53, ISU 17 - OSU 14
3rd 12:13	ISU	Ryen, T. 35 yd pass from Lanning, Joel (Netten kick)	3-45 1:03, ISU 24 - OSU 14
05:55	ISU	Lazard, Allen 18 yd pass from Lanning (Netten kick)	7-85 3:26, ISU 31 - OSU 14
02:24	OSU	Washington, J. 35 yd pass from Rudolph (Grogan kick)	3-55 0:31, ISU 31 - OSU 21
4th 14:51	OSU	McCleskey 3 yd pass from Rudolph (Grogan kick)	7-41 2:21, ISU 31 - OSU 28
11:33	OSU	Grogan, Ben 30 yd field goal	6-52 2:21, ISU 31 - OSU 31
03:40	OSU	Washington, J. 3 yd pass from Rudolph (Grogan kick)	8-64 4:02, ISU 31 - OSU 38

	ISU	OSU
FIRST DOWNS	26	20
RUSHES-YARDS (NET)	42-165	33-108
PASSING YDS (NET)	283	351
Passes Att-Comp-Int	44-25-2	44-26-0
TOTAL OFFENSE PLAYS-YARDS	86-448	77-459
Fumble Returns-Yards	0-0	0-0
Punt Returns-Yards	2-9	1-0
Kickoff Returns-Yards	5-92	1-18
Interception Returns-Yards	0-0	2-0
Punts (Number-Avg)	6-40.8	9-40.4
Fumbles-Lost	3-1	1-0
Penalties-Yards	7-41	5-63
Possession Time	31:56	28:04
Third-Down Conversions	7 of 17	6 of 17
Fourth-Down Conversions	0 of 2	0 of 1
Red-Zone Scores-Chances	4-4	4-5
Sacks By: Number-Yards	1-6	7-38

RUSHING: Iowa State-Lanning, Joel 18-67; Warren, Mike 9-50; Montgomery, Da. 7-29; Jones, D. 3-25; Park, Jacob 4-minus 1; TEAM 1-minus 5. Oklahoma State-Hill, Justice 18-57; Carr, Jeff 1-33; Washington, James 1-16; Sanders, Barry J. 4-9; Childs, Rennie 3-8; Rudolph, Mason 3-1; TEAM 3-minus 16.

PASSING: Iowa State-Lanning, Joel 19-32-0-190; Park, Jacob 6-12-2-93. Oklahoma State-Rudolph, Mason 26-44-0-351.

RECEIVING: Iowa State-Ryen, Trevor 6-74; Lazard, Allen 6-55; Epps, Carson 5-60; Daley, Dondre 3-73; Jones, D. 2-12; Montgomery, Da. 1-8; Warren, Mike 1-4; Harms, Sam 1-1; Lanning, Joel 0-minus 4. Oklahoma State-Washington, James 8-152; McCleskey, Jalen 5-74; Jarwin, Blake 3-24; Lacy, Chris 2-27; Sanders, Barry J. 2-20; Hill, Justice 2-16; Childs, Rennie 2-5; Seales, Jhajuan 1-33; Veatch, Zac 1-0.

INTERCEPTIONS: Iowa State-None. Oklahoma State-Burton, Jordan 1-0; Moncrief, Derrick 1-0.

FUMBLES: Iowa State-Ryen, Trevor 1-0; Lanning, Joel 1-0; Epps, Carson 1-1. Oklahoma State-Hill, Justice 1-0.



BOX SCORES

	GAME SEVEN Oct. 22, 2016 Lawrence, Kan. Attendance: 26,262 TV: FS1
OKLAHOMA STATE <small>RV/RV</small>	44
KANSAS	20

Captains: Austin Hays, Jerel Morrow, Vincent Taylor, Keegan Metcalf

Score by Quarters	1	2	3	4	Score
Oklahoma State	7	10	17	10	44
Kansas	7	6	7	0	20

Scoring Summary

1st	06:12	KU	Gonzalez, L. 68 yd pass from Cozart (Wyman kick)
			1-68 0:05, OSU 0 - KU 7
	03:09	OSU	Carson, Chris 1 yd run (Grogan, Ben kick)
			6-75 3:03, OSU 7 - KU 7
2nd	13:13	KU	Wyman, Matthew 29 yd field goal
			10-63 4:56, OSU 7 - KU 10
	06:56	OSU	Grogan, Ben 32 yd field goal
			6-19 3:20, OSU 10 - KU 10
	04:27	KU	Wyman, Matthew 40 yd field goal
			8-52 2:29, OSU 10 - KU 13
	02:47	OSU	Hill, Justice 1 yd run (Grogan, Ben kick)
			5-74 1:34, OSU 17 - KU 13
3rd	10:57	OSU	Carson, 15 yd pass from Rudolph, M. (Grogan kick)
			6-26 2:44, OSU 24 - KU 13
	06:24	KU	Taylor Martin 6 yd run (Wyman, Matthew kick)
			10-75 4:33, OSU 24 - KU 20
	03:25	OSU	Childs, Rennie 1 yd run (Grogan, Ben kick)
			1-1 0:04, OSU 31 - KU 20
	00:36	OSU	Grogan, Ben 25 yd field goal
			4-8 1:07, OSU 34 - KU 20
4th	09:34	OSU	Grogan, Ben 25 yd field goal
			12-89 4:00, OSU 37 - KU 20
	05:04	OSU	Carson, Chris 16 yd run (Grogan, Ben kick)
			7-85 3:05, OSU 44 - KU 20

	OSU	KU
FIRST DOWNS	23	20
RUSHES-YARDS (NET)	46-230	33-204
PASSING YDS (NET)	252	250
Passes Att-Comp-Int	27-18-0	40-24-2
TOTAL OFFENSE PLAYS-YARDS	73-482	73-454
Fumble Returns-Yards	0-0	0-0
Punt Returns-Yards	1-12	0-0
Kickoff Returns-Yards	2-53	4-53
Interception Returns-Yards	2-91	0-0
Punts (Number-Avg)	4-42.0	4-45.8
Fumbles-Lost	1-1	1-1
Penalties-Yards	5-45	5-46
Possession Time	32:48	27:12
Third-Down Conversions	5 of 13	5 of 14
Fourth-Down Conversions	0 of 0	0 of 2
Red-Zone Scores-Chances	8-8	2-3
Sacks By: Number-Yards	0-0	5-31

RUSHING: Oklahoma State-Hill, Justice 22-162; Carson, Chris 8-59; Washington, James 2-10; Childs, Rennie 3-10; Sanders, Barry J. 1-2; Carr, Jeff 2-minus 1; Rudolph, Mason 8-minus 12. Kansas-Kinner, Ke'aun 14-145; Taylor Martin 11-32; Cozart, Montell 6-30; Evans, Denzell 1-minus 1; TEAM 1-minus 2.

PASSING: Oklahoma State-Rudolph, Mason 16-24-0-220; Hays, Austin 1-1-0-22; Cornelius, Taylor 1-1-0-10; McCleskey, Jalen 0-1-0-0. Kansas-Cozart, Montell 24-40-2-250.

RECEIVING: Oklahoma State-McCleskey, Jalen 6-129; Carson, Chris 2-27; Seales, Jhajuan 2-9; Jarwin, Blake 1-22; Hill, Justice 1-22; Lacy, Chris 1-11; Obialo, Obi 1-10; Washington, James 1-9; Veatch, Zac 1-8; Childs, Rennie 1-3; Sanders, Barry J. 1-2. Kansas-Sims, Steven 9-90; Gonzalez, L. 6-106; Hartzog, Bobby 4-30; Brewer, Keegan 2-12; Barbel, Shakiem 1-8; Johnson, Ben 1-3; Kinner, Ke'aun 1-1.

INTERCEPTIONS: Oklahoma State-Osborne, DeQuinton 1-27; Sterns, Jordan 1-21; Owens, Jarrell 0-29; Taylor, Vincent 0-14. Kansas-None.

FUMBLES: Oklahoma State-Rudolph, Mason 1-1. Kansas-Kinner, Ke'aun 1-1.

	GAME EIGHT Oct. 29, 2016 Stillwater, Okla. Attendance: 59,584 TV: FOX
WEST VIRGINIA <small>10/9</small>	20
OKLAHOMA STATE <small>RV/RV</small>	37

Captains: Ashton Lampkin, Chris Carson, Barry J. Sanders, Brad Lundblade

Score by Quarters	1	2	3	4	Score
West Virginia	3	7	0	10	20
Oklahoma State	6	14	7	10	37

Scoring Summary

1st	10:57	WVU	Molina, Mike 36 yd field goal
			11-56 4:03, WVU 3 - OSU 0
	07:02	OSU	Grogan, Ben 32 yd field goal
			8-49 3:55, WVU 3 - OSU 3
	01:25	OSU	Grogan, Ben 25 yd field goal
			10-71 3:22, WVU 3 - OSU 6
2nd	11:28	WVU	Gibson, S. 19 yd pass from Howard, S. (Molina kick)
			12-75 4:57, WVU 10 - OSU 6
	08:26	OSU	Lacy, Chris 5 yd pass from Rudolph (Grogan kick)
			2-13 0:41, WVU 10 - OSU 13
	00:15	OSU	McCleskey, J. 3 yd pass from Rudolph (Grogan kick)
			15-78 5:01, WVU 10 - OSU 20
3rd	02:08	OSU	Rudolph, Mason 2 yd run (Grogan, Ben kick)
			3-9 1:18, WVU 10 - OSU 27
4th	14:50	WVU	Howard, Skyler 12 yd run (Molina, Mike kick)
			9-75 2:18, WVU 17 - OSU 27
	08:58	WVU	Molina, Mike 21 yd field goal
			10-79 4:14, WVU 20 - OSU 27
	05:15	OSU	Lacy, Chris 7 yd pass from Rudolph, M. (Grogan kick)
			9-67 3:43, WVU 20 - OSU 34
	01:39	OSU	Grogan, Ben 22 yd field goal
			4-4 2:38, WVU 20 - OSU 37

	WVU	OSU
FIRST DOWNS	27	17
RUSHES-YARDS (NET)	41-209	31-85
PASSING YDS (NET)	212	273
Passes Att-Comp-Int	39-24-2	36-26-0
TOTAL OFFENSE PLAYS-YARDS	80-421	67-358
Fumble Returns-Yards	0-0	1-5
Punt Returns-Yards	2-1	1-7
Kickoff Returns-Yards	1-27	2-51
Interception Returns-Yards	0-0	2-85
Punts (Number-Avg)	3-45.3	4-44.8
Fumbles-Lost	1-1	0-0
Penalties-Yards	6-46	3-30
Possession Time	30:09	29:51
Third-Down Conversions	8 of 16	8 of 16
Fourth-Down Conversions	0 of 0	0 of 0
Red-Zone Scores-Chances	4-4	7-7
Sacks By: Number-Yards	1-5	4-38

RUSHING: West Virginia-Crawford, J 14-87; McCoy, Kennedy 10-83; Shell, Rushel 7-38; Durante, Jovon 1-20; TEAM 1-minus 2; Howard, Skyler 8-minus 17. Oklahoma State-Hill, Justice 19-54; Carson, Chris 5-15; Rudolph, Mason 5-10; Sanders, Barry J. 1-5; Childs, Rennie 1-1.

PASSING: West Virginia-Howard, Skyler 24-39-2-212. Oklahoma State-Rudolph, Mason 26-36-0-273.

RECEIVING: West Virginia-Shorts, Daikiel 8-82; White, Ka'Rau 6-60; Durante, Jovon 3-9; Gibson, Shelton 2-33; Crawford, J 2-8; Mathis, Devonte 1-13; McCoy, Kennedy 1-4; Shell, Rushel 1-3. Oklahoma State-McCleskey, Jalen 11-66; Washington, James 6-117; Lacy, Chris 3-31; Seales, Jhajuan 3-21; Jarwin, Blake 1-23; Veatch, Zac 1-8; Carson, Chris 1-7.

INTERCEPTIONS: West Virginia-None. Oklahoma State-Richards, Ramon 1-59; Henry, Kevin 1-26.

FUMBLES: West Virginia-Howard, Skyler 1-1. Oklahoma State-None.



Mike Gundy got an unexpected bath from his players after career win No. 100 - a 37-20 victory over No. 10 West Virginia.



BOX SCORES

	GAME NINE Nov. 5, 2016 Manhattan, Kan. Attendance: 52,450 TV: ABC/ESPN2
OKLAHOMA STATE <small>22/22</small>	43
KANSAS STATE	37

Captains: Chris Lacy, Tre Flowers, Vincent Taylor and Zach Sinor

Score by Quarters	1	2	3	4	Score
Oklahoma State	7	14	7	15	43
Kansas State	13	3	14	7	37

Scoring Summary

1st	09:20	KS	Ertz, Jesse 9 yd run (Patterson, Ian kick failed)	11-75 5:40, OSU 0 - KS 6
	04:58	KS	Dimel, Winston 10 yd run (Patterson, Ian kick)	6-63 2:15, OSU 0 - KS 13
	02:58	OSU	McCleskey 12 yd pass from Rudolph (Grogan kick)	6-75 2:00, OSU 7 - KS 13
2nd	13:42	OSU	Jarwin, Blake 54 yd pass from Rudolph (Grogan kick)	5-80 1:12, OSU 14 - KS 13
	07:19	KS	Patterson, Ian 43 yd field goal	11-54 6:16, OSU 14 - KS 16
	03:44	OSU	Washington 3 yd pass from Rudolph (Grogan kick)	9-75 3:35, OSU 21 - KS 16
3rd	08:20	KS	Shelley, Duke 29 yd interception return (Patterson kick)	OSU 21 - KS 23
	02:34	KS	Ertz, Jesse 2 yd run (Patterson, Ian kick)	6-62 2:07, OSU 21 - KS 30
	00:41	OSU	Hays, Austin 34 yd pass from Rudolph (Grogan kick)	5-75 1:53, OSU 28 - KS 30
4th	12:21	KS	Ertz, Jesse 1 yd run (Patterson, Ian kick)	7-58 3:12, OSU 28 - KS 37
	07:45	OSU	Washington 82 yd pass from Rudolph (Grogan kick)	2-92 0:31, OSU 35 - KS 37
	01:46	OSU	Carson 17 yd run (Childs pass from McCleskey)	8-80 3:49, OSU 43 - KS 37

	OSU	KS
FIRST DOWNS	29	24
RUSHES-YARDS (NET)	26-180	56-345
PASSING YDS (NET)	457	87
Passes Att-Comp-Int	38-29-2	18-12-1
TOTAL OFFENSE PLAYS-YARDS	64-637	74-432
Fumble Returns-Yards	0-0	0-0
Punt Returns-Yards	1-0	0-0
Kickoff Returns-Yards	1-17	5-142
Interception Returns-Yards	1-0	2-29
Punts (Number-Avg)	2-20.5	5-45.2
Fumbles-Lost	1-1	1-0
Penalties-Yards	7-67	4-31
Possession Time	23:30	36:30
Third-Down Conversions	2 of 5	5 of 13
Fourth-Down Conversions	0 of 1	1 of 2
Red-Zone Scores-Chances	3-3	5-7
Sacks By: Number-Yards	2-8	1-9

RUSHING: Oklahoma State-Carson, Chris 7-69; Hill, Justice 9-44; Sanders, Barry J. 3-34; Rudolph, Mason 5-26; Childs, Rennie 1-7; McCleskey, Jalen 1-0. Kansas State-Ertz, Jesse 30-153; Barnes, Alex 8-72; Jones, Charles 7-70; Silmon, Justin 5-29; Dimel, Winston 1-10; Warmack, Dalvin 3-8; Pringle, Byron 1-3; Lochbihler, M. 1-0.

PASSING: Oklahoma State-Rudolph, Mason 29-38-2-457. Kansas State-Ertz, Jesse 12-18-1-87.

RECEIVING: Oklahoma State-McCleskey, Jalen 8-68; Washington, James 7-117; Seales, Jhajuan 3-67; Hays, Austin 3-59; Lacy, Chris 3-33; Carson, Chris 3-17; Jarwin, Blake 2-96. Kansas State-Heath, D. 4-48; Zuber, Isaiah 4-20; Jones, Charles 1-9; Pringle, Byron 1-9; Silmon, Justin 1-2; Harris, Isaiah 1-minus 1.

INTERCEPTIONS: Oklahoma State-Sterns, Jordan 1-0. Kansas State-Shelley, Duke 1-29; Reed, D.J. 1-0.

FUMBLES: Oklahoma State-Sanders, Barry J. 1-1. Kansas State-Pringle, Byron 1-0.

	GAME 10 Nov 12, 2016 Stillwater, Okla. Attendance: 54,288 TV: FS1
TEXAS TECH	44
OKLAHOMA STATE <small>17/17</small>	45

Captains: Ramon Richards, Zac Veatch, Jordan Sterns, Michael Wilson

Score by Quarters	1	2	3	4	Score
Texas Tech	7	21	7	9	44
Oklahoma State	21	7	17	0	45

Scoring Summary

1st	12:14	OSU	McCleskey, J. 26 yd pass from Rudolph (Grogan kick)	4-50 1:31, TTU 0 - OSU 7
	06:20	OSU	Rudolph, Mason 9 yd run (Grogan, Ben kick)	6-63 0:55, TTU 0 - OSU 14
	02:14	TTU	Mahomes, P. 4 yd run (Hatfield, C. kick)	11-75 4:06, TTU 7 - OSU 14
	00:21	OSU	Carson, Chris 1 yd run (Grogan, Ben kick)	7-75 1:53, TTU 7 - OSU 21
2nd	11:23	TTU	Cantrell, D. 4 yd pass from Mahomes, P. (Hatfield kick)	10-75 3:58, TTU 14 - OSU 21
	08:55	OSU	Hill, Justice 8 yd run (Grogan, Ben kick)	8-75 2:28, TTU 14 - OSU 28
	03:44	TTU	Shelley, Duke 3 yd pass from Mahomes, P. (Hatfield kick)	14-75 5:11, TTU 21 - OSU 28
	00:27	TTU	Bruffy, T. 5 yd pass from Mahomes, P. (Hatfield kick)	6-64 1:34, TTU 28 - OSU 28
3rd	07:25	OSU	Carson, Chris 19 yd run (Grogan, Ben kick)	7-92 1:36, TTU 28 - OSU 35
	02:04	OSU	Grogan, Ben 27 yd field goal	10-73 4:36, TTU 28 - OSU 38
	00:24	TTU	Mahomes, P. 7 yd run (Hatfield, C. kick)	6-80 1:40, TTU 35 - OSU 38
	00:06	OSU	Washington, J. 82 yd pass from Rudolph (Grogan kick)	1-82 0:18, TTU 35 - OSU 45
4th	09:23	TTU	Hatfield, C. 27 yd field goal	15-75 5:43, TTU 38 - OSU 45
	01:44	TTU	White, Quinton 1 yd run (Hatfield, C. kick failed)	13-88 4:54, TTU 44 - OSU 45

	TTU	OSU
FIRST DOWNS	35	27
RUSHES-YARDS (NET)	44-142	38-210
PASSING YDS (NET)	376	395
Passes Att-Comp-Int	52-35-0	28-20-0
TOTAL OFFENSE PLAYS-YARDS	96-518	66-605
Fumble Returns-Yards	1-19	0-0
Punt Returns-Yards	1-2	0-0
Kickoff Returns-Yards	2-31	4-74
Interception Returns-Yards	0-0	0-0
Punts (Number-Avg)	5-38.2	3-43.3
Fumbles-Lost	2-1	1-1
Penalties-Yards	3-15	7-80
Possession Time	36:42	23:18
Third-Down Conversions	8 of 17	4 of 9
Fourth-Down Conversions	3 of 3	0 of 0
Red-Zone Scores-Chances	7-7	5-6
Sacks By: Number-Yards	2-18	2-14

RUSHING: Texas Tech-Felton, Dem. 11-65; Mahomes, P. 15-33; Stockton, J. 10-28; White, Quinton 7-12; Batson, Cameron 3-41; White, Quinton 3-7; Reed, Mason 2-47; Nunez, Tador 1-15; Bruffy, Travis 1-5; Brown, Tony 1-4; Stockton, J. 1-3. Oklahoma State-Washington, James 6-158; McCleskey, Jalen 5-50; Lacy, Chris 4-100; Seales, Jhajuan 4-69; Veatch, Zac 1-18.

PASSING: Texas Tech-Mahomes, P. 34-51-0-361; Barden, Michael 1-1-0-15. Oklahoma State-Rudolph, Mason 20-28-0-395.

RECEIVING: Texas Tech-Cantrell, Dylan 8-65; Coutee, Keke 6-45; Giles, Jonathan 5-94; Willies, D. 4-50; Batson, Cameron 3-41; White, Quinton 3-7; Reed, Mason 2-47; Nunez, Tador 1-15; Bruffy, Travis 1-5; Brown, Tony 1-4; Stockton, J. 1-3. Oklahoma State-Washington, James 6-158; McCleskey, Jalen 5-50; Lacy, Chris 4-100; Seales, Jhajuan 4-69; Veatch, Zac 1-18.

INTERCEPTIONS: Texas Tech-None. Oklahoma State-None.

FUMBLES: Texas Tech-White, Quinton 1-1; Mahomes, P. 1-0. Oklahoma State-McCleskey, Jalen 1-1.

	GAME 11 Nov. 19, 2016 Fort Worth, Texas Attendance: 43,303 TV: FS1
OKLAHOMA STATE <small>13/13</small>	31
TCU	6

Captains: Blake Jarwin, Chris Lacy, Ashton Lampkin, Motekiai Maile

Score by Quarters	1	2	3	4	Score
Oklahoma State	7	3	14	7	31
TCU	6	0	0	0	6

Scoring Summary

1st	03:34	TCU	Turpin, K. 4 yd pass from Hill (Hatfield, B. kick blocked)	2-6 0:38, OSU 0 - TCU 6
	00:42	OSU	Lacy, Chris 3 yd pass from Rudolph (Grogan kick)	9-68 2:47, OSU 7 - TCU 6
2nd	03:34	OSU	Grogan, Ben 27 yd field goal	11-50 4:47, OSU 10 - TCU 6
3rd	08:19	OSU	Carson, Chris 19 yd run (Grogan kick)	9-91 3:38, OSU 17 - TCU 6
	05:25	OSU	Rudolph, Mason 2 yd run (Grogan kick)	3-76 0:34, OSU 24 - TCU 6
4th	11:14	OSU	Rudolph, Mason 12 yd run (Grogan kick)	10-94 3:40, OSU 31 - TCU 6

	OSU	TCU
FIRST DOWNS	28	18
RUSHES-YARDS (NET)	45-334	39-145
PASSING YDS (NET)	207	198
Passes Att-Comp-Int	35-17-0	33-20-2
TOTAL OFFENSE PLAYS-YARDS	80-541	72-343
Fumble Returns-Yards	0-0	0-0
Punt Returns-Yards	1-5	2-8
Kickoff Returns-Yards	2-33	3-50
Interception Returns-Yards	2-0	0-0
Punts (Number-Avg)	3-38.3	6-38.7
Fumbles-Lost	2-1	1-0
Penalties-Yards	6-42	4-49
Possession Time	30:31	29:29
Third-Down Conversions	9 of 16	6 of 16
Fourth-Down Conversions	0 of 1	1 of 4
Red-Zone Scores-Chances	5-5	1-3
Sacks By: Number-Yards	2-9	2-7

RUSHING: Oklahoma State-Hill, Justice 16-154; Carson, Chris 17-146; Rudolph, Mason 7-23; Childs, Rennie 4-9; Washington, James 1-2. TCU-Hill, Kenny 8-79; Hicks, Kyle 25-47; Anderson, D. 2-9; Turpin, K. 1-6; Johnson, T. 1-2; Sawyer, Foster 1-2; Graham, Isaiah 1-0.

PASSING: Oklahoma State-Rudolph, Mason 17-34-0-207; Carson, Chris 0-1-0-0. TCU-Hill, Kenny 18-27-2-166; Sawyer, Foster 2-5-0-32; Hicks, Kyle 0-1-0-0.

RECEIVING: Oklahoma State-McCleskey, Jalen 5-26; Lacy, Chris 4-109; Washington, James 4-27; Jarwin, Blake 2-33; Carson, Chris 1-10; Hill, Justice 1-2. TCU-Porter, Emanuel 4-50; Williams, Taj 3-36; Austin, Jaelan 3-25; Turpin, K. 3-12; Hicks, Kyle 2-20; Diarse, John 2-13; Hunt, Cole 1-23; White, Desmon 1-12; Stewart, J. 1-7.

INTERCEPTIONS: Oklahoma State-Pipkins, Lenzy 1-0; Phillips, Justin 1-0. TCU-None.

FUMBLES: Oklahoma State-Carson, Chris 1-0; Sanders, Barry J. 1-1. TCU-Turpin, K. 1-0.



BOX SCORES

	GAME 12 Dec. 3, 2016 Norman, Okla. Attendance: 87,527 TV: FOX
	OKLAHOMA STATE <small>11/10</small> 20
OKLAHOMA <small>7/7</small>	38

Captains: Zac Veatch, Blake Jarwin, Jordan Burton, Keegan Metcalf

Score by Quarters	1	2	3	4	Score
Oklahoma State	3	14	3	0	20
Oklahoma	0	17	14	7	38

Scoring Summary

1st 05:16	OSU	Grogan, Ben 19 yd field goal
		8-53 3:49, OSU 3 - OU 0
2nd 14:46	OU	Westbrook 69 yd pass from Mayfield (Seibert kick)
		3-88 0:59, OSU 3 - OU 7
11:36	OU	Seibert, Austin 34 yd field goal
		5-54 2:05, OSU 3 - OU 10
05:05	OSU	Carson, Chris 6 yd run (Grogan, Ben kick)
		5-90 1:38, OSU 10 - OU 10
01:28	OSU	Rudolph, Mason 6 yd run (Grogan, Ben kick)
		8-50 2:07, OSU 17 - OU 10
00:27	OU	Lewis, Geno 10 yd pass from Mayfield, B. (Seibert kick)
		5-76 1:01, OSU 17 - OU 17
3rd 11:56	OU	Perine, Samaje 1 yd run (Seibert, Austin kick)
		6-81 3:04, OSU 17 - OU 24
04:21	OU	Mixon, Joe 12 yd pass from Mayfield (Seibert kick)
		13-80 6:24, OSU 17 - OU 31
01:00	OSU	Grogan, Ben 30 yd field goal
		8-75 3:21, OSU 20 - OU 31
4th 09:35	OU	Mixon, Joe 79 yd run (Seibert, Austin kick)
		1-79 0:14, OSU 20 - OU 38

	OSU	OU
FIRST DOWNS	17	25
RUSHES-YARDS (NET)	37-217	52-341
PASSING YDS (NET)	186	288
Passes Att-Comp-Int	25-11-0	19-13-0
TOTAL OFFENSE PLAYS-YARDS	62-403	71-629
Fumble Returns-Yards	0-0	0-0
Punt Returns-Yards	0-0	0-0
Kickoff Returns-Yards	5-162	5-83
Interception Returns-Yards	0-0	0-0
Punts (Number-Avg)	6-40.0	5-39.2
Fumbles-Lost	2-0	3-1
Penalties-Yards	3-22	4-54
Possession Time	24:53	35:07
Third-Down Conversions	4 of 15	6 of 13
Fourth-Down Conversions	1 of 2	1 of 1
Red-Zone Scores-Chances	4-4	4-6
Sacks By: Number-Yards	1-6	2-7

RUSHING: Oklahoma State-Hill, Justice 16-99; Carson, Chris 12-91; Rudolph, Mason 8-28; TEAM 1-minus 1. Oklahoma-Perine, Samaje 37-239; Mixon, Joe 11-99; Mayfield, Baker 3-5; TEAM 1-minus 2.

PASSING: Oklahoma State-Rudolph, Mason 11-25-0-186. Oklahoma-Mayfield, Baker 13-19-0-288.

RECEIVING: Oklahoma State-Seales, Jhajuan 3-80; Washington, James 2-50; McCleskey, Jalen 2-16; Veatch, Zac 1-15; Jarwin, Blake 1-9; Lacy, Chris 1-9; Carson, Chris 1-7. Oklahoma-Westbrook, Dede 4-111; Lewis, Geno 3-28; Smallwood, J. 2-21; Mixon, Joe 2-19; Flowers, D. 1-67; Mead, Jeffery 1-42.

INTERCEPTIONS: Oklahoma State-None. Oklahoma-None.

FUMBLES: Oklahoma State-Rudolph, Mason 1-0; TEAM 1-0. Oklahoma Perine, Samaje 2-1; Mixon, Joe 1-0.

	GAME 13 Dec. 29, 2016 San Antonio, TX (Alamo Bowl) Attendance: 59,815 TV: ESPN
	OKLAHOMA STATE <small>13/13</small> 38
COLORADO <small>11/11</small>	8

Captains: James Washington, Chris Carson, Jordan Sterns, Vincent Taylor, Keegan Metcalf

Score by Quarters	1	2	3	4	Score
Oklahoma State	3	14	14	7	38
Colorado	0	0	0	8	8

Scoring Summary

1st 10:17	OSU	Grogan, Ben 28 yd field goal
		10-64 4:43, OSU 3 - CU 0
2nd 11:15	OSU	Carson, Chris 10 yd run (Grogan, Ben kick)
		7-64 2:36, OSU 10 - CU 0
07:00	OSU	Washington, 5 yd pass from Rudolph (Grogan, kick)
		7-66 2:17, OSU 17 - CU 0
3rd 05:42	OSU	Jarwin, B. 6 yd pass from Rudolph, M. (Grogan kick)
		12-71 4:29, OSU 24 - CU 0
00:05	OSU	Seales, J. 23 yd pass from Rudolph, M. (Grogan kick)
		5-48 2:03, OSU 31 - CU 0
4th 05:28	CU	Liufau, Sefo 6 yd run (Lindsay, P. pass from Liufau)
		9-77 2:38, OSU 31 - CU 8
03:44	OSU	Hill, Justice 37 yd run (Grogan, Ben kick)
		3-41 1:44, OSU 38 - CU 8

	OSU	CU
FIRST DOWNS	24	18
RUSHES-YARDS (NET)	41-189	29-62
PASSING YDS (NET)	338	256
Passes Att-Comp-Int	33-23-0	38-22-1
TOTAL OFFENSE PLAYS-YARDS	74-527	67-318
Fumble Returns-Yards	0-0	0-0
Punt Returns-Yards	0-0	1-6
Kickoff Returns-Yards	1-6	3-64
Interception Returns-Yards	1-1	0-0
Punts (Number-Avg)	4-47.8	6-41.3
Fumbles-Lost	0-0	3-0
Penalties-Yards	5-42	5-35
Possession Time	32:24	27:36
Third-Down Conversions	7 of 14	6 of 16
Fourth-Down Conversions	1 of 1	1 of 3
Red-Zone Scores-Chances	4-5	1-2
Sacks By: Number-Yards	3-20	1-2


RUSHING: Oklahoma State-Hill, Justice 19-100; Carson, Chris 11-61; Sanders, Barry J. 2-11; Childs, Rennie 4-7; Rudolph, Mason 4-7; Seales, Jhajuan 1-3. Colorado-Lindsay, Philli 14-63; MacIntyre, Jay 1-1; Montez, Steven 1-0; Liufau, Sefo 13-minus 2.

PASSING: Oklahoma State-Rudolph, Mason 22-32-0-314; Carson, Chris 11-1-0-24. Colorado-Liufau, Sefo 18-29-0-195; Montez, Steven 4-9-1-61.

RECEIVING: Oklahoma State-Washington, James 9-171; McCleskey, Jalen 4-50; Seales, Jhajuan 3-43; Hays, Austin 3-19; Jarwin, Blake 2-20; Rudolph, Mason 1-24; Lacy, Chris 1-11. Colorado-Lindsay, Philli 6-103; Fields, Shay 4-38; Bobo, Bryce 3-25; Ross, Devin 3-22; Walker, Lee 2-23; MacIntyre, Jay 2-22; Irwin, Sean 1-15; Lee, Donovan 1-8.

INTERCEPTIONS: Oklahoma State-Lampkin, Ashton 1-1. Colorado-None.

FUMBLES: Oklahoma State-None. Colorado-Lindsay, Philli 1-0; Oliver, Isaiah 1-0; Julmisse, Anthon 1-0.



The Cowboys capped the season with a 30-point win over Pac-12 runner-up Colorado in the Alamo Bowl.



STARTING LINEUPS/PLAYER CAREER STARTS

2016 GAME-BY-GAME STARTING LINEUPS

STARTING LINEUPS - OFFENSE

		LT	LG	C	RG	RT	WR	WR	WR/CW	WR/CW	RB	QB
9/3	Southeastern Louisiana	Salako	Keyes	Lundblade	Williams	Crabtree	Washington	Seales	McCleskey	Jarwin	Carson	Rudolph
9/10	Central Michigan	Salako	Keyes	Lundblade	Williams	Crabtree	Washington	Seales	McCleskey	Veatch	Carson	Rudolph
9/17	Pittsburgh	Salako	Keyes	Lundblade	Williams	Crabtree	Washington	Seales	McCleskey	Jarwin	Childs	Rudolph
9/24	at Baylor	Salako	Keyes	Lundblade	Williams	Crabtree	Washington	Seales	McCleskey	Jarwin	Hill	Rudolph
10/1	Texas	Salako	Keyes	Lundblade	Williams	Crabtree	Washington	Seales	Brown	Jarwin	Hill	Rudolph
10/8	Iowa State	Salako	Keyes	Lundblade	Wilson	Crabtree	Hays	Seales	Veatch	Jarwin	Hill	Rudolph
10/22	at Kansas	Salako	Keyes	Lundblade	Wilson	Crabtree	Washington	Seales	McCleskey	Veatch	Hill	Rudolph
10/29	West Virginia	Salako	Keyes	Lundblade	Wilson	Crabtree	Washington	Seales	McCleskey	Veatch	Hill	Rudolph
11/5	at Kansas State	Salako	Keyes	Lundblade	Wilson	Crabtree	Washington	Seales	McCleskey	Lacy	Hill	Rudolph
11/12	Texas Tech	Salako	Keyes	Lundblade	Wilson	Crabtree	Washington	Seales	McCleskey	Jarwin	Hill	Rudolph
11/19	at TCU	Salako	Keyes	Lundblade	Wilson	Crabtree	Washington	Seales	Veatch	Jarwin	Hill	Rudolph
12/3	at Oklahoma	Salako	Keyes	Lundblade	Wilson	Crabtree	Washington	Seales	McCleskey	Veatch	Hill	Rudolph
12/29	vs. Colorado	Salako	Keyes	Lundblade	Wilson	Crabtree	Washington	Seales	McCleskey	Veatch	Hill	Rudolph

STARTING LINEUPS - DEFENSE

		DE	DT	DT/S	DE	SLB	MLB	WLB	CB	SS	FS	CB
9/3	Southeastern Louisiana	Owens	Taylor	Maile	Walterscheid	Burton	Whitener	Averette	Lampkin	Flowers	Stems	Richards
9/10	Central Michigan	Owens	Taylor	Maile	Walterscheid	Burton	Whitener	Averette	Lampkin	Flowers	Stems	Richards
9/17	Pittsburgh	Owens	Taylor	Maile	Walterscheid	Burton	Whitener	Averette	Lampkin	Flowers	Stems	Richards
9/24	at Baylor	Owens	Taylor	Maile	Walterscheid	Burton	Whitener	Averette	Lampkin	Flowers	Stems	Richards
10/1	Texas	Leveni	Taylor	Maile	Walterscheid	Burton	Whitener	Averette	Lampkin	Flowers	Stems	Richards
10/8	Iowa State	Owens	Taylor	Maile	Walterscheid	Burton	Whitener	Averette	Lampkin	Flowers	Edison-McGruder	Richards
10/22	at Kansas	Owens	Taylor	Maile	Walterscheid	Burton	Whitener	Averette	Lampkin	Flowers	Stems	Richards
10/29	West Virginia	Owens	Taylor	Maile	Walterscheid	Burton	Whitener	Averette	Lampkin	Flowers	Stems	Richards
11/5	at Kansas State	Owens	Taylor	Maile	Walterscheid	Burton	Whitener	Averette	Lampkin	Flowers	Stems	Richards
11/12	Texas Tech	Owens	Taylor	Moncrief	Walterscheid	Burton	Phillips	Averette	Lampkin	Edison-McGruder	Stems	Richards
11/19	at TCU	Owens	Taylor	Maile	Walterscheid	Tucker	Whitener	Averette	Lampkin	Flowers	Stems	Richards
12/3	at Oklahoma	Owens	Taylor	Edison-McGruder	Walterscheid	Burton	Whitener	Phillips	Lampkin	Flowers	Stems	Richards
12/29	vs. Colorado	Owens	Taylor	Maile	Walterscheid	Edison-McGruder	Whitener	Averette	Lampkin	Flowers	Stems	Richards

CAREER CONSECUTIVE AND TOTAL STARTS

Player, Pos.	Yr.	Consecutive Starts	Total Starts	Starts by Year				Player, Pos.	Yr.	Consecutive Starts	Total Starts	Starts by Year			
				2016	2015	2014	2013					2016	2015	2014	2013
Victor Salako, OL	Sr.	39	49	13	13	12(UAB)	11(UAB)	Jordan Burton, LB	Sr.	0	24	11	13	0	0
Zachary Crabtree, OL	Jr.	29	34	13	13	8	0	Marcell Ateman, WR	Sr.	0	19	0	12	7	0
Tre Flowers, S	Jr.	26	32	13	13	6	0	Blake Jarwin, CW	Sr.	0	12	7	3	2	0
Brad Lundblade, OL	Jr.	26	27	13	13	1	0	Austin Hays, WR	Sr.	0	12	1	2	0	9
Vincent Taylor, DT	Jr.	26	26	13	13	0	0	Chris Carson, RB	Sr.	0	11	2	9	0	0
Mason Rudolph, QB	Jr.	14	28	13	12	3	0	Jesse Robinson, OL	Jr.	0	9	0	7	2	0
Ashton Lampkin, CB	Sr.	14	25	13	8	4	0	Jalen McCleskey, WR	So.	0	9	8	1	0	0
Jhajuan Seales, WR	Sr.	13	33	13	0	7	13	Larry Williams, OL	Jr.	0	5	5	0	0	0
Ramon Richards, CB	Jr.	13	23	13	1	9	0	Justin Phillips, LB	So.	0	2	2	0	0	0
Marcus Keyes, OL	Fr.	13	13	13	0	0	0	Chris Lacy, WR	Jr.	0	2	1	1	0	0
Cole Walterscheid, DE	So.	13	13	13	0	0	0	Rennie Childs, RB	Sr.	0	1	1	0	0	0
Justice Hill, RB	Fr.	10	10	10	0	0	0	Jeff Carr, RB	So.	0	1	0	1	0	0
Michael Wilson, OL	Sr.	8	29	8	13	8	0	Jerel Morrow, S	Jr.	0	1	0	0	1	0
Jarrell Owens, DE	So.	8	12	12	0	0	0	Keenen Brown, CW	So.	0	1	1	0	0	0
Jordan Stems, S	Sr.	7	38	12	13	13	0	Viii Leveni, DT	Jr.	0	1	1	0	0	0
James Washington, WR	Jr.	7	30	12	13	5	0	Kirk Tucker, LB	Jr.	0	1	1	0	0	0
Zac Veatch, OL/CW	Sr.	3	24	7	4	12	1								
Chad Whitener, LB	Jr.	3	20	12	8	0	0								
Jalen McCleskey, WR	So.	2	11	10	1	0	0								
Kenneth Edison-McGruder, S	So.	2	4	4	0	0	0								
Motekiai Maile, DT	Sr.	1	24	11	13	0	0								
Devante Averette, LB	Sr.	1	12	12	0	0	0								

2016 GAME-BY-GAME CAPTAINS

9/3	Southeastern Louisiana	Rudolph	Moncrief	Maile	Grogan	-
9/10	Central Michigan	Childs	Seales	Averette	Phillips	-
9/17	Pittsburgh	Jarwin	Davis	Stems	Tucker	-
9/24	at Baylor	Crabtree	McCleskey	Whitener	Morrow	-
10/1	Texas	Washington	Maile	Leveni	Henry	-
10/8	Iowa State	Lacy	Salako	Flowers	Moncrief	-
10/22	at Kansas	Hays	Morrow	Taylor	Metcalf	-
10/29	West Virginia	Carson	Lundblade	Lampkin	Sanders	-
11/5	at Kansas State	Lacy	Flowers	Taylor	Sinor	-
11/12	Texas Tech	Richards	Stems	Veatch	Wilson	-
11/19	at TCU	Jarwin	Lacy	Maile	Lampkin	-
12/3	at Oklahoma	Jarwin	Veatch	Burton	Metcalf	-
12/29	vs. Colorado	Washington	Carson	Taylor	Stems	Metcalf



EXPLOSIVE PLAYS

PASSING PLAYS - 20 YARDS OR LONGER (63)

<i>Yds</i>	<i>Connection</i>	<i>Opponent</i>	<i>Result of Pass</i>	<i>Result of Drive</i>
91	Rudolph to Washington	Pittsburgh	Touchdown	Touchdown
86	Rudolph to Seales	Pittsburgh	1st and Goal at UP 1	Touchdown
82	Rudolph to Washington	Kansas State	Touchdown	Touchdown
82	Rudolph to Washington	Texas Tech	Touchdown	Touchdown
63	Rudolph to Lacy	TCU	1st and 10 at TCU 2	Touchdown
54	Rudolph to Washington	Texas	Touchdown	Touchdown
54	Rudolph to Jarwin	Kansas State	Touchdown	Touchdown
54	Rudolph to Seales	Oklahoma	1st and 10 at OU 34	Field Goal
52	Rudolph to McCleskey	Texas	Touchdown	Touchdown
50	Rudolph to Washington	Pittsburgh	1st and 10 at UP 30	Touchdown
48	Rudolph to Seales	Kansas State	1st and 10 at KSU 15	Touchdown
47	Rudolph to McCleskey	Kansas	1st and 10 at KU 36	Touchdown
46	Rudolph to Washington	Colorado	1st and Goal at CU 10	Missed Field Goal
44	Rudolph to Washington	Oklahoma	1st and 10 at OU 12	Touchdown
43	Rudolph to Washington	Pittsburgh	1st and 10 at UP 27	Field Goal
42	Rudolph to Washington	Colorado	1st and 10 at CU 17	Touchdown
42	Rudolph to Washington	Iowa State	1st and Goal at ISU 5	Touchdown
42	Rudolph to Jarwin	Kansas State	1st and 10 at KSU 33	Touchdown
39	Rudolph to McCleskey	Kansas	1st and 10 at KU 35	Touchdown
38	Rudolph to Brown	Texas	1st and 10 at UT 30	Field Goal
38	Rudolph to Seales	Texas Tech	1st and 10 at TTU 30	Touchdown
36	Rudolph to McCleskey	Texas	Touchdown	Touchdown
36	Rudolph to McCleskey	Iowa State	1st and 10 at ISU 17	Field Goal
35	Rudolph to Washington	Pittsburgh	1st and 10 at UP 44	Touchdown
35	Rudolph to Washington	Iowa State	Touchdown	Touchdown
35	Rudolph to McCleskey	Kansas	1st and 10 at KU 7	Field Goal
34	Rudolph to Seales	Texas	1st and 10 at UT 36	Touchdown
34	Rudolph to Hays	Kansas State	Touchdown	Touchdown
33	Rudolph to Washington	West Virginia	1st and 10 at WVU 24	Field Goal
33	Rudolph to Washington	Texas	1st and 10 at UT 10	Touchdown
33	Rudolph to Seales	Iowa State	Touchdown	Touchdown
33	Rudolph to Lacy	Texas Tech	1st and 10 at TTU 30	Touchdown
32	Rudolph to Washington	Central Michigan	1st and 10 at CMU 31	Touchdown
32	Rudolph to Washington	Baylor	1st and 10 at BU 15	End of Game
32	Rudolph to Lacy	Texas Tech	1st and 10 at TTU 1	Touchdown
30	Rudolph to Lacy	TCU	1st and 10 at TCU 2	Touchdown
29	Rudolph to Washington	Pittsburgh	Touchdown	Touchdown
28	Rudolph to Lacy	Texas	1st and 10 at UT 33	Field Goal
28	Rudolph to Lacy	Pittsburgh	1st and 10 at UP 44	Touchdown
28	Rudolph to McCleskey	Central Michigan	1st and 10 at CMU 17	Field Goal
26	Rudolph to Washington	Colorado	1st and 10 at OSU 41	Punt
26	Rudolph to McCleskey	Central Michigan	Touchdown	Touchdown
26	Rudolph to McCleskey	Texas Tech	Touchdown	Touchdown
25	Rudolph to Washington	Pittsburgh	1st and Goal at UP 5	Touchdown
25	Rudolph to Jarwin	TCU	1st and 10 at OSU 28	Touchdown
24	Carson to Rudolph	Colorado	1st and Goal at CU 10	Touchdown
24	Rudolph to Washington	Iowa State	1st and 10 at 50	Touchdown
24	Rudolph to Seales	SE Louisiana	Touchdown	Touchdown
23	Rudolph to Seales	Colorado	Touchdown	Touchdown
23	Rudolph to Jarwin	West Virginia	1st and 10 at WVU 26	Missed Field Goal
22	Rudolph to McCleskey	Texas	1st and 10 at UT 43	Touchdown
22	Rudolph to Hill	Kansas	1st and 10 at KU 42	Fumble
22	Hays to Jarwin	Kansas	1st and 10 at KU 13	Touchdown
22	Rudolph to Lacy	Texas Tech	1st and 10 at TTU 39	Touchdown
22	Rudolph to Washington	Texas Tech	1st and 10 at TTU 17	Field Goal
21	Rudolph to Washington	Colorado	1st and 10 at OSU 24	Punt
21	Rudolph to Seales	SE Louisiana	1st and 10 at SLU 44	Touchdown
21	Rudolph to McCleskey	Baylor	1st and 10 at OSU 36	Field Goal
21	Rudolph to McCleskey	Baylor	1st and 10 at BU 43	Field Goal
21	Rudolph to Seales	Oklahoma	1st and 10 at OU 13	Field Goal
20	Rudolph to Hays	Pittsburgh	1st and 10 at UP 33	Missed Field Goal
20	Rudolph to McCleskey	Iowa State	1st and 10 at ISU 35	Touchdown
20	Rudolph to Washington	West Virginia	1st and 10 at OSU 45	Missed Field Goal

RUNNING PLAYS - 20 YARDS OR LONGER (23)

<i>Yds</i>	<i>Rusher</i>	<i>Opponent</i>	<i>Result of Rush</i>	<i>Result of Drive</i>
67	Rennie Childs	Pittsburgh	Touchdown	Touchdown
38	Justice Hill	Baylor	1st and 10 at BU 14	Fumble
37	Justice Hill	Colorado	Touchdown	Touchdown
33	Jeff Carr	Iowa State	1st and Goal at ISU 3	Touchdown
32	Justice Hill	Kansas	1st and 10 at KU 1	Touchdown
32	Justice Hill	TCU	1st and 10 at OSU 42	Punt
32	Justice Hill	Oklahoma	1st and 10 at OU 38	Punt
31	Justice Hill	Texas Tech	1st and 10 at OSU 39	Touchdown
30	Justice Hill	Texas	Touchdown	Touchdown
29	Justice Hill	TCU	1st and 10 at OSU 38	Touchdown
26	Jeff Carr	SE Louisiana	1st and 10 at SLU 42	Touchdown
26	Justice Hill	Kansas	1st and 10 at KU 30	Touchdown
26	Barry J. Sanders	Kansas State	1st and 10 at OSU 36	End of Half
26	Chris Carson	Oklahoma	1st and 10 at OU 7	Field Goal
25	Rennie Childs	SE Louisiana	1st and 10 at SLU 19	Touchdown
25	Mason Rudolph	Baylor	1st and 10 at BU 12	Turnover on Downs
24	Chris Carson	TCU	1st and 10 at TCU 48	Touchdown
23	Justice Hill	TCU	1st and 10 at OSU 46	End of Game
23	Justice Hill	Texas	1st and 10 at OSU 46	Punt
23	Justice Hill	Kansas	1st and 10 at OSU 31	Field Goal
21	Mason Rudolph	Kansas State	1st and 10 at KSU 5	Touchdown
20	Rennie Childs	Texas Tech	1st and 10 at OSU 45	Field Goal
20	Chris Carson	TCU	1st and 10 at OSU 43	Punt

KICK RETURNS - 30 YARDS OR LONGER (3)

<i>Yds</i>	<i>Returner</i>	<i>Opponent</i>	<i>Result of Return</i>	<i>Result of Drive</i>
56	Barry J. Sanders	Oklahoma	1st and 10 at OU 43	Turnover on Downs
49	Barry J. Sanders	Oklahoma	1st and 10 at 50	End of Half
30	Barry J. Sanders	West Virginia	1st and 10 at OSU 33	Touchdown

PUNT RETURNS - 20 YARDS OR LONGER (1)

<i>Yds</i>	<i>Returner</i>	<i>Opponent</i>	<i>Result of Return</i>	<i>Result of Drive</i>
57	Barry J. Sanders	SE Louisiana	1st and Goal at SLU 1	Fumble

INTERCEPTION/FUMBLE RETURNS - 20 YARDS OR LONGER (4)

<i>Yds</i>	<i>Returner</i>	<i>Opponent</i>	<i>Result of Return</i>	<i>Result of Drive</i>
64	Stems, Taylor and Owens	Kansas	1st and 10 at KU 16	Field Goal
59	Ramon Richards	West Virginia	1st and 10 at WVU 9	Touchdown
27	De'Quinton Osborne	Kansas	1st and Goal at KU 1	Touchdown
26	Kevin Henry	West Virginia	1st and 10 at WVU 10	Field Goal



SCORING SUMMARY

SEPT. 3 VS. SE LOUISIANA	QTR.	TIME	PLAYS	YDS.	ELAPSED
Madre Harper, 0 yd fumble return	1	13:15	0	0	0:00
Chris Carson, 10 yd run	1	10:50	5	36	1:36
Jhajuan Seales, 24 yd pass from Rudolph	1	8:10	3	34	0:36
Barry J. Sanders, 1 yd run	1	4:24	5	65	1:10
Ben Grogan, 32 yd field goal	2	12:42	11	46	2:47
Ramon Richards, 9 yd fumble return	3	14:38	0	0	0:00
Jhajuan Seales, 16 yd pass from Rudolph	3	3:40	9	50	3:34
Jeff Carr, 1 yd run	3	2:13	3	19	0:46
Ben Grogan, 28 yd field goal	4	14:50	4	5	1:02
Taylor Cornelius, 5 yd run	4	3:00	15	90	8:58

SEPT. 12 VS. CENTRAL MICHIGAN	QTR.	TIME	PLAYS	YDS.	ELAPSED
Jalen McCleskey, 26 yd pass from Rudolph	1	4:49	5	57	1:03
Zac Veatch, 18 yd pass from Rudolph	1	2:23	4	63	0:47
Matt Ammendola, 53 yd field goal	2	9:25	8	31	2:48
Ben Grogan, 35 yd field goal	3	2:58	8	57	2:18
James Washington, 2 yd pass from Stoner	4	5:12	4	20	1:13

SEPT. 17 VS. PITTSBURGH	QTR.	TIME	PLAYS	YDS.	ELAPSED
James Washington, 91 yd pass from Rudolph	1	14:44	1	91	0:16
Ben Grogan, 45 yd field goal	1	4:26	7	47	1:25
James Washington, 29 yd pass from Rudolph	2	13:09	7	99	2:33
Rennie Childs, 1 yd run	2	9:44	8	80	1:53
Rennie Childs, 67 yd run	2	4:04	3	75	0:55
Rennie Childs, 5 yd run	3	9:01	7	80	1:24
Rennie Childs, 1 yd run	4	1:28	3	88	0:39

SEPT. 24 AT BAYLOR	QTR.	TIME	PLAYS	YDS.	ELAPSED
Justice Hill, 5 yd run	1	9:44	1	5	0:04
Rennie Childs, 3 yd run	2	5:32	14	75	6:56
Rennie Childs, 3 yd run	3	7:46	16	75	7:14
Ben Grogan, 28 yd field goal	3	2:13	11	64	4:43

OCT. 1 VS. TEXAS	QTR.	TIME	PLAYS	YDS.	ELAPSED
Justice Hill, 30 yd run	1	11:29	9	75	3:31
James Washington, 54 yd pass from Rudolph	1	7:23	6	68	2:21
Tre Flowers, PAT return	1	1:25	0	0	0:00
Mason Rudolph, 10 yd run	2	8:33	5	80	1:40
Jalen McCleskey, 36 yd pass from Rudolph	2	5:05	4	75	1:26
Jalen McCleskey, 52 yd pass from Rudolph	2	0:31	7	84	1:02
Barry J. Sanders, 1 yd run	3	5:11	2	1	0:41
Ben Grogan, 26 yd field goal	4	11:54	9	53	3:52
Ben Grogan, 24 yd field goal	4	6:44	8	61	3:13

OCT. 8 VS. IOWA STATE	QTR.	TIME	PLAYS	YDS.	ELAPSED
Jhajuan Seales, 33 yd pass from Rudolph	1	4:13	9	75	1:40
Justice Hill, 5 yd run	2	5:51	4	66	1:07
James Washington, 35 yd pass from Rudolph	3	2:24	3	55	0:31
Jalen McCleskey, 3 yd pass from Rudolph	4	14:51	7	41	2:21
Ben Grogan, 30 yd field goal	4	11:33	6	52	2:21
James Washington, 3 yd pass from Rudolph	4	3:40	8	64	4:02

OCT. 22 AT KANSAS	QTR.	TIME	PLAYS	YDS.	ELAPSED
Chris Carson, 1 yd run	1	3:09	6	75	3:03
Ben Grogan, 32 yd field goal	2	6:56	6	19	3:20
Justice Hill, 1 yd run	2	2:47	5	74	1:34
Chris Carson, 15 yd pass from Rudolph	3	10:57	6	26	2:44
Rennie Childs, 1 yd run	3	3:25	1	1	0:04
Ben Grogan, 25 yd field goal	3	0:36	4	8	1:07
Ben Grogan, 25 yd field goal	4	9:34	12	89	4:00
Chris Carson, 16 yd run	4	5:04	7	85	3:05

OCT. 29 VS. WEST VIRGINIA	QTR.	TIME	PLAYS	YDS.	ELAPSED
Ben Grogan, 32 yd field goal	1	7:02	8	49	3:55
Ben Grogan, 25 yd field goal	1	1:25	10	71	3:22
Chris Lacy, 5 yd pass from Rudolph	2	8:26	2	13	0:41
Jalen McCleskey, 3 yd pass from Rudolph	2	0:15	15	78	5:01
Mason Rudolph, 2 yd run	3	2:08	3	9	1:18
Chris Lacy, 7 yd pass from Rudolph	4	5:15	9	67	3:43
Ben Grogan, 22 yd field goal	4	1:39	4	4	2:38

NOV. 5 AT KANSAS STATE	QTR.	TIME	PLAYS	YDS.	ELAPSED
Jalen McCleskey, 12 yd pass from Rudolph	1	2:58	6	75	2:00
Blake Jarwin, 54 yd pass from Rudolph	2	13:42	5	80	1:12
James Washington, 3 yd pass from Rudolph	2	3:44	9	75	3:35
Austin Hays, 34 yd pass from Rudolph	3	0:41	5	75	1:53
James Washington, 82 yd pass from Rudolph	4	7:45	2	92	0:31
Chris Carson, 17 yd run	4	1:46	8	80	3:49

NOV. 12 VS. TEXAS TECH	QTR.	TIME	PLAYS	YDS.	ELAPSED
Jalen McCleskey, 26 yd pass from Rudolph	1	12:14	4	50	1:31
Mason Rudolph, 9 yd run	1	6:20	6	63	0:55
Chris Carson, 1 yd run	1	0:21	7	75	1:53
Justice Hill, 8 yd run	2	8:55	8	75	2:28
Chris Carson, 19 yd run	3	7:25	7	92	1:36
Ben Grogan, 27 yd field goal	3	2:04	10	73	4:36
James Washington, 82 yd pass from Rudolph	3	0:06	1	82	0:18

NOV. 19 AT TCU	QTR.	TIME	PLAYS	YDS.	ELAPSED
Chris Lacy, 3 yd pass from Rudolph	1	0:42	9	68	2:47
Ben Grogan, 27 yd field goal	2	3:34	11	50	4:47
Chris Carson, 19 yd run	3	8:19	9	91	3:38
Mason Rudolph, 2 yd run	3	5:25	3	76	0:34
Mason Rudolph, 12 yd run	4	11:14	10	94	3:40

DEC. 3 AT OKLAHOMA	QTR.	TIME	PLAYS	YDS.	ELAPSED
Ben Grogan, 19 yd field goal	1	5:16	8	53	3:49
Chris Carson, 6 yd run	2	5:05	5	90	1:38
Mason Rudolph, 6 yd run	2	1:28	8	50	2:07
Ben Grogan, 30 yd field goal	3	1:00	8	75	3:21

DEC. 29 VS. COLORADO	QTR.	TIME	PLAYS	YDS.	ELAPSED
Ben Grogan, 28 yd field goal	1	10:17	10	64	4:43
Chris Carson, 10 yd run	2	11:15	7	64	2:36
James Washington, 5 yd pass from Rudolph	2	7:00	7	66	2:17
Blake Jarwin, 6 yd pass from Rudolph	3	5:42	12	71	4:29
Jhajuan Seales, 23 yd pass from Rudolph	3	0:05	5	48	2:03
Justice Hill, 37 yd run	4	3:44	3	41	1:44



SCORING DRIVE SUPERLATIVES

SCORING DRIVE SUPERLATIVES

LONGEST TOUCHDOWN PLAYS (20+)

- 91 Rudolph pass to James Washington vs. Pittsburgh
- 82 Rudolph pass to James Washington at K-State
- 82 Rudolph pass to James Washington vs. Texas Tech
- 67 Rennie Childs run vs. Pittsburgh
- 54 Rudolph pass to James Washington vs. Texas
- 54 Rudolph pass to Blake Jarwin at K-State
- 52 Rudolph pass to Jalen McCleskey vs. Texas
- 37 Justice Hill run vs. Colorado
- 36 Rudolph pass to Jalen McCleskey vs. Texas
- 35 Rudolph to James Washington vs. Iowa State
- 34 Rudolph to Austin Hays at K-State
- 33 Rudolph to Jhajuan Seales vs. Iowa State
- 30 Justice Hill run vs. Texas
- 29 Rudolph pass to James Washington vs. Pittsburgh
- 26 Rudolph pass to Jalen McCleskey vs. CMU
- 26 Rudolph pass to Jalen McCleskey vs. Texas Tech
- 24 Rudolph pass to Jhajuan Seales vs. SE Louisiana
- 23 Rudolph pass to Seales vs. Colorado

FEWEST PLAYS

- 1 play, 1 yd (TD) at Kansas
- 1 play, 5 yds (TD) at Baylor
- 1 play, 82 yds (TD) vs. Texas Tech
- 1 play, 91 yds (TD) vs. Pittsburgh
- 2 plays, 1 yd (TD) vs. Texas
- 2 plays, 13 yds (TD) vs. West Virginia
- 2 plays, 92 yds (TD) at Kansas State
- 3 plays, 9 yds (TD) vs. West Virginia
- 3 plays, 19 yds (TD) vs. Southeastern Louisiana
- 3 plays, 34 yds (TD) vs. Southeastern Louisiana
- 3 plays, 41 yds (TD) vs. Colorado
- 3 plays, 55 yds (TD) vs. Iowa State
- 3 plays, 75 yds (TD) vs. Pittsburgh
- 3 plays, 76 yds (TD) at TCU
- 3 plays, 88 yds (TD) vs. Pittsburgh
- 4 plays, 4 yds (FG) vs. West Virginia
- 4 plays, 5 yds (FG) vs. Southeastern Louisiana
- 4 plays, 8 yds (FG) at Kansas
- 4 plays, 20 yds (TD) vs. Central Michigan
- 4 plays, 50 yds (TD) vs. Texas Tech
- 4 plays, 63 yds (TD) vs. Central Michigan
- 4 plays, 66 yds (TD) vs. Iowa State
- 4 plays, 75 yds (TD) vs. Texas
- 5 plays, 36 yds (TD) vs. Southeastern Louisiana
- 5 plays, 48 yds (TD) vs. Colorado
- 5 plays, 57 yds (TD) vs. Central Michigan
- 5 plays, 65 yds (TD) vs. Southeastern Louisiana
- 5 plays, 74 yds (TD) at Kansas
- 5 plays, 75 yds (TD) at Kansas State
- 5 plays, 80 yds (TD) vs. Texas
- 5 plays, 80 yds (TD) at Kansas State
- 5 plays, 90 yds (TD) at Oklahoma

MOST PLAYS

- 16 plays, 75 yds (TD) at Baylor
- 15 plays, 78 yds (TD) vs. West Virginia
- 15 plays, 90 yds (TD) vs. Southeastern Louisiana
- 14 plays, 75 yds (TD) at Baylor
- 12 plays, 89 yds (FG) at Kansas
- 12 plays, 71 yds (TD) vs. Colorado
- 11 plays, 50 yds (FG) at TCU
- 11 plays, 46 yds (FG) vs. Southeastern Louisiana
- 11 plays, 64 yds (FG) at Baylor
- 10 plays, 64 yds (FG) vs. Colorado
- 10 plays, 71 yds (FG) vs. West Virginia
- 10 plays, 73 yds (FG) vs. Texas Tech
- 10 plays, 94 yds (TD) at TCU

MOST YARDS COVERED (80+)

- 99 yds (TD) vs. Pittsburgh
- 94 yds (TD) at TCU
- 92 yds (TD) at Kansas State
- 92 yds (TD) vs. Texas Tech
- 91 yds (TD) vs. Pittsburgh
- 91 yds (TD) at TCU
- 90 yds (TD) vs. Southeastern Louisiana
- 90 yds (TD) at Oklahoma
- 89 yds (FG) at Kansas
- 88 yds (TD) vs. Pittsburgh

- 85 yds (TD) at Kansas
- 84 yds (TD) vs. Texas
- 82 yds (TD) vs. Texas Tech
- 80 yds (TD) vs. Pittsburgh
- 80 yds (TD) vs. Pittsburgh
- 80 yds (TD) vs. Texas
- 80 yds (TD) at Kansas State
- 80 yds (TD) at Kansas State

LEAST TIME ELAPSED

- 0:04 - 1 play, 5 yds (TD) at Baylor
- 0:04 - 1 play, 1 yd (TD) at Kansas
- 0:16 - 1 play, 91 yds (TD) vs. Pittsburgh
- 0:18 - 1 play, 82 yds (TD) vs. Texas Tech
- 0:31 - 2 plays, 92 yds (TD) at Kansas State
- 0:31 - 3 plays, 55 yds (TD) vs. Iowa State
- 0:34 - 3 plays, 76 yds (TD) at TCU
- 0:36 - 3 plays, 34 yds (TD) vs. SE Louisiana
- 0:39 - 3 plays, 88 yds (TD) vs. Pittsburgh
- 0:41 - 2 plays, 1 yd (TD) vs. Texas
- 0:41 - 2 plays, 13 yds (TD) vs. West Virginia
- 0:46 - 3 plays, 19 yds (TD) vs. SE Louisiana
- 0:47 - 4 plays, 63 yds (TD) vs. Central Michigan
- 0:55 - 3 plays, 75 yds (TD) vs. Pittsburgh
- 0:55 - 6 plays, 63 yds (TD) vs. Texas Tech
- 1:02 - 4 plays, 5 yds (FG) vs. SE Louisiana
- 1:02 - 7 plays, 84 yds (TD) vs. Texas
- 1:03 - 5 plays, 57 yds (TD) vs. Central Michigan
- 1:07 - 4 plays, 66 yds (TD) vs. Iowa State
- 1:07 - 4 plays, 8 yds (FG) at Kansas
- 1:10 - 5 plays, 65 yds (TD) vs. SE Louisiana
- 1:12 - 5 plays, 80 yds (TD) at Kansas State
- 1:13 - 4 plays, 20 yds (TD) vs. Central Michigan
- 1:18 - 3 plays, 9 yds (TD) vs. West Virginia
- 1:24 - 7 plays, 80 yds (TD) vs. Pittsburgh
- 1:25 - 7 plays, 47 yds (FG) vs. Pittsburgh
- 1:26 - 4 plays, 75 yds (TD) vs. Texas
- 1:31 - 4 plays, 50 yds (TD) vs. Texas Tech
- 1:34 - 5 plays, 74 yds (TD) at Kansas
- 1:36 - 5 plays, 36 yds (TD) vs. SE Louisiana
- 1:36 - 7 plays, 92 yds (TD) vs. Texas Tech
- 1:38 - 5 plays, 90 yds (TD) at Oklahoma
- 1:40 - 5 plays, 80 yds (TD) vs. Texas
- 1:40 - 9 plays, 75 yds (TD) vs. Iowa State
- 1:44 - 3 plays, 41 yds (TD) vs. Colorado
- 1:53 - 8 plays, 80 yds (TD) vs. Pittsburgh
- 1:53 - 5 plays, 75 yds (TD) at Kansas State
- 1:53 - 7 plays, 75 yds (TD) vs. Texas Tech
- 2:00 - 6 plays, 75 yds (TD) at Kansas State

MOST TIME ELAPSED

- 8:58 - 15 plays, 90 yds (TD) vs. SE Louisiana
- 7:14 - 16 plays, 75 yds (TD) at Baylor
- 6:56 - 14 plays, 75 yds (TD) at Baylor
- 5:01 - 15 plays, 78 yds (TD) vs. West Virginia
- 4:47 - 11 plays, 50 yds (FG) at TCU
- 4:43 - 11 plays, 64 yds (FG) at Baylor
- 4:43 - 10 plays, 64 yards (FG) vs. Colorado
- 4:36 - 10 plays, 73 yds (FG) vs. Texas Tech
- 4:29 - 12 plays, 71 yds (TD) vs. Colorado
- 4:02 - 8 plays, 64 yds (TD) vs. Iowa State
- 4:00 - 12 plays, 89 yds (FG) at Kansas
- 3:55 - 8 plays, 49 yds (FG) vs. West Virginia
- 3:52 - 9 plays, 53 yds (FG) vs. Texas
- 3:49 - 8 plays, 80 yds (TD) at Kansas State
- 3:49 - 8 plays, 53 yds (FG) at Oklahoma
- 3:43 - 9 plays, 67 yds (TD) vs. West Virginia
- 3:40 - 10 plays, 94 yds (TD) at TCU
- 3:38 - 9 plays, 91 yds (TD) at TCU
- 3:35 - 9 plays, 75 yds (TD) at Kansas State
- 3:34 - 9 plays, 50 yards (TD) vs. SE Louisiana
- 3:31 - 9 plays, 75 yds (TD) vs. Texas
- 3:22 - 10 plays, 71 yds (FG) vs. West Virginia
- 3:21 - 8 plays, 75 yds (FG) at Oklahoma
- 3:20 - 6 plays, 19 yds (FG) at Kansas
- 3:13 - 8 plays, 61 yds (FG) vs. Texas
- 3:05 - 7 plays, 85 yds (TD) at Kansas
- 3:03 - 6 plays, 75 yds (TD) at Kansas

SCORING DRIVE ANALYSIS

	Oklahoma State		Opponent	
	TD	FG	TD	FG
Negative Yards	0	0	1	0
0-9 yards	4	3	0	0
10-19 yards	2	1	0	0
20-29 yards	2	0	0	0
30-39 yards	2	1	0	1
40-49 yards	3	3	1	0
50-59 yards	5	5	4	6
60-69 yards	10	3	7	1
70-79 yards	16	3	18	2
80-89 yards	9	1	11	0
90-99 yards	8	0	2	0

GAME-OPENING DRIVES

	----- Oklahoma State -----				----- Opponent -----			
	Plays	Yards	TOP	Result	Plays	Yards	TOP	Result
SE Louisiana	5	23	1:45	Punt	3	14	0:49	Fumble
Central Michigan	7	29	3:31	Punt	3	8	1:30	Punt
Pittsburgh	1	91	0:16	Touchdown	4	70	1:35	Touchdown
at Baylor	5	22	3:34	Punt	7	75	1:38	Touchdown
Texas	9	75	3:31	Touchdown	3	9	1:45	Punt
Iowa State	3	9	1:54	Punt	7	31	3:03	Punt
at Kansas	7	38	3:49	Punt	5	16	2:09	Punt
West Virginia	8	49	3:55	Field Goal	11	56	4:03	Field Goal
at Kansas State	7	38	2:07	Downs	11	75	5:40	Touchdown
Texas Tech	4	50	1:31	Touchdown	3	7	1:15	Punt
at TCU	12	51	3:37	Downs	3	9	1:56	Punt
at Oklahoma	4	21	0:43	Punt	3	1	1:50	Punt
vs Colorado	10	64	4:43	Field Goal	4	23	2:08	Punt

SECOND HALF-OPENING DRIVES

	----- Oklahoma State -----				----- Opponent -----			
	Plays	Yards	TOP	Result	Plays	Yards	TOP	Result
SE Louisiana	3	0	1:57	Punt	2	-13	0:18	Fumble
Central Michigan	3	5	1:21	Punt	4	18	1:39	Punt
Pittsburgh	1	-9	0:06	Fumble	8	28	4:29	Punt
at Baylor	16	75	7:14	Touchdown	2	89	0:50	Touchdown
Texas	8	47	4:04	Punt	9	32	3:34	Punt
Iowa State	5	20	1:44	Downs	3	45	1:03	Touchdown
at Kansas	6	26	2:44	Touchdown	3	16	1:13	Fumble
West Virginia	8	53	2:52	Missed FG	3	-17	1:00	Punt
at Kansas State	5	26	1:18	Punt	3	9	1:28	Punt
Texas Tech	4	20	1:52	Punt	9	40	4:07	Punt
at TCU	9	91	3:38	Touchdown	6	27	3:03	Punt
at Oklahoma	3	1	1:11	Punt	6	81	3:04	Touchdown
vs. Colorado	7	67	2:28	Missed FG	3	8	1:34	Punt



OSU IN THE BIG 12 AND NCAA STATISTICAL RANKINGS

TEAM STATS

Category	Actual	Big 12 Rank	NCAA Rank
Scoring Offense	38.6	3	17
Scoring Defense	26.5	3	53
Total Offense	494.9	4	14
Total Defense	446.3	6	92
Rushing Offense	171.0	7	68
Rushing Defense	193.5	6	82
Pass Offense	323.9	2	9
Pass Defense	252.8	5	98
Pass Efficiency	158.4	2	10
Pass Efficiency Defense	135.4	5	81
Passing Yards Per Attempt	9.1	2	11
Kickoff Returns	20.6	6	70
Kickoff Coverage	18.3	1	19
Punt Return Average	10.9	1	22
Punt Return Defense	0.9	1	2
Interceptions	14	2	35
Passes Had Intercepted	4	1	1
Net Punting	41.1	2	9
Field Goal Kicking Pct.	76.9	4	NR
PAT Kicking Pct.	96.8	5	NR
Sacks Per Game	2.46	3	32
Tackles For Loss Per Game	6.9	4	31
Fewest Sacks Allowed Per Game	2.46	7	93
First Downs	308	5	24
Opponent First Downs	295	9	110
3rd Down Conversion Pct.	43.0	4	41
Oppt. 3rd Down Conv. Pct.	39.0	4	61
4th Down Conversion Pct.	41.7	9	104
Oppt. 4th Down Conv. Pct.	40.7	2	27
Yards Penalized Per Game	643	1	47
Time of Possession	28:50	6	84
Turnover Margin	+11	2	10
Turnovers Gained	25	1	24
Fumbles Recovered	11	2	24
Turnovers Lost	14	1	14
Defensive Touchdowns	2	4	39
Blocked Kicks	6	1	4
Red Zone Scoring Pct.	88.4	4	26
Red Zone Scoring Pct. Defense	75.0	1	13

NR: NCAA does not track national rankings in this category.

INDIVIDUAL STATS

2 MASON RUDOLPH - QB	Actual	Big 12 Rank	NCAA Rank
Passing Yards Per Game	314.7	2	7
Passing Yards	4,091	2	8
Pass Efficiency	158.9	2	10
Passing Touchdowns	28	3	20
Passing Yards Per Attempt	9.13	2	10
Passing Yards Per Completion	14.40	2	10
Total Offense	319.4	2	12
Points Responsible For	204	4	23
Points Responsible For Per Game	15.7	4	26
Completion Percentage	63.4	3	21
Completions Per Game	21.85	2	20

28 JAMES WASHINGTON - WR	Actual	Big 12 Rank	NCAA Rank
Receptions Per Game	5.5	9	46
Receiving Yards Per Game	106.2	2	11
Receiving Touchdowns	10	4	28
Yards Per Pass Reception	19.44	2	10
All-Purpose Yards Per Game	108.5	8	84

1 JALEN MCCLESKEY - WR	Actual	Big 12 Rank	NCAA Rank
Receptions Per Game	5.6	8	42
Receiving Touchdowns	7	9	68

15 CHRIS LACY - WR	Actual	Big 12 Rank	NCAA Rank
Yards Per Reception	15.77	11	90

81 JHAJUAN SEALES - WR	Actual	Big 12 Rank	NCAA Rank
Yards per Reception	16.62	7	55

27 JUSTICE HILL - RB	Actual	Big 12 Rank	NCAA Rank
Rushing Yards	1,142	4	42
Rushing Yards Per Game	87.8	5	47
Rushing Yards Per Carry	5.54	5	50

32 CHRIS CARSON - RB	Actual	Big 12 Rank	NCAA Rank
Rushing TDs	9	12	85

26 BARRY J. SANDERS - RB	Actual	Big 12 Rank	NCAA Rank
Kickoff Returns	23.9	3	39

19 BEN GROGAN - K	Actual	Big 12 Rank	NCAA Rank
Points Scored	117	1	25
Scoring Per Game	9.0	1	21
Scoring (Kick)	9.0	1	8
Field Goals Per Game	1.46	1	21
Field Goal Percentage	76.0	3	53
PAT Kicking Percentage	98.4	3	-
Points Responsible For	117	9	94
Points Responsible For Per Game	9.0	9	100

40 DEVANTE AVERETTE - LB	Actual	Big 12 Rank	NCAA Rank
Total Tackles Per Game	6.3	21	-
Fumbles Recovered	3	2	8

13 JORDAN STERNS - S	Actual	Big 12 Rank	NCAA Rank
Total Tackles Per Game	8.4	5	60
Solo Tackles Per Game	5.3	7	29
Passes Defended Per Game	0.67	17	-
Interceptions	3	7	69
Interceptions Per Game	0.25	8	81

45 CHAD WHITENER - LB	Actual	Big 12 Rank	NCAA Rank
Total Tackles Per Game	5.9	24	-

20 JORDAN BURTON - LB	Actual	Big 12 Rank	NCAA Rank
Total Tackles Per Game	5.1	39	-

96 VINCENT TAYLOR - DT	Actual	Big 12 Rank	NCAA Rank
Blocked Kicks	4	1	1
Sacks Per Game	0.54	5	-
Tackles For Loss Per Game	0.96	4	-

89 TRALUND WEBBER - DE	Actual	Big 12 Rank	NCAA Rank
Sacks Per Game	0.46	10	-
Tackles For Loss Per Game	0.69	17	-

7 RAMON RICHARDS - CB	Actual	Big 12 Rank	NCAA Rank
Total Tackles Per Game	4.9	42	-
Passes Defended Per Game	0.69	16	-
Interceptions	3	7	69

31 TRE FLOWERS - S	Actual	Big 12 Rank	NCAA Rank
Total Tackles Per Game	4.7	49	-

29 ZACH SINOR - P	Actual	Big 12 Rank	NCAA Rank
Punting	42.8	2	31

- Player does not appear in NCAA rankings in this category



2016 STATISTICS

RECORD:	OVERALL	HOME	AWAY	NEUTRAL
ALL GAMES	10-3-0	6-1-0	3-2-0	1-0-0
CONFERENCE	7-2-0	4-0-0	3-2-0	0-0-0
NON-CONFERENCE	3-1-0	2-1-0	0-0-0	1-0-0

RESULTS

DATE	OPPONENT	W/L	SCORE	ATTEND
Sep 03, 2016	SOUTHEASTERN LA.	W	61-7	50079
Sep 10, 2016	CENTRAL MICHIGAN	L	27-30	52523
Sep 17, 2016	PITTSBURGH	W	45-38	53514
* Sep 24, 2016	at #16 Baylor	L	24-35	45373
* Oct 1, 2016	#22 TEXAS	W	49-31	53468
* Oct 08, 2016	IOWA STATE	W	38-31	53239
* Oct 22, 2016	at Kansas	W	44-20	26262
* Oct 29, 2016	#10 WEST VIRGINIA	W	37-20	59584
* Nov 05, 2016	at Kansas State	W	43-37	52450
* Nov 12, 2016	TEXAS TECH	W	45-44	54288
* Nov 19, 2016	at TCU	W	31-6	43303
* Dec 03, 2016	at #9 Oklahoma	L	20-38	87527
Dec 29, 2016	vs #10 Colorado	W	38-8	59815

* Big 12 Game

TEAM STATISTICS

	OSU	OPP
SCORING	502	345
Points Per Game	38.6	26.5
Points Off Turnovers	103	55
FIRST DOWNS	308	295
Rushing	116	126
Passing	174	144
Penalty	18	25
RUSHING YARDAGE	2223	2515
Yards gained rushing	2550	2904
Yards lost rushing	327	389
Rushing Attempts	491	548
Average Per Rush	4.5	4.6
Average Per Game	171.0	193.5
TDs Rushing	32	22
PASSING YARDAGE	4211	3287
Comp-Att-Int	295-465-4	263-431-14
Average Per Pass	9.1	7.6
Average Per Catch	14.3	12.5
Average Per Game	323.9	252.8
TDs Passing	29	22
TOTAL OFFENSE	6434	5802
Total Plays	956	979
Average Per Play	6.7	5.9
Average Per Game	494.9	446.3
KICK RETURNS: #-Yards	27-557	53-969
PUNT RETURNS: #-Yards	14-152	16-15
INT RETURNS: #-Yards	14-193	4-54
KICK RETURN AVERAGE	20.6	18.3
PUNT RETURN AVERAGE	10.9	0.9
INT RETURN AVERAGE	13.8	13.5
FUMBLES-LOST	15-10	26-11
PENALTIES-Yards	69-643	69-606
Average Per Game	49.5	46.6
PUNTS-Yards	59-2458	73-3036
Average Per Punt	41.7	41.6
Net punt average	41.1	38.7
KICKOFFS-Yards	96-6050	65-4062
Average Per Kick	63.0	62.5
Net kick average	42.2	39.3
TIME OF POSSESSION/Game	28:51	31:09
3RD-DOWN Conversions	77/178	76/195
3rd-Down Pct	43%	39%
4TH-DOWN Conversions	5/12	11/27
4th-Down Pct	42%	41%
SACKS BY-Yards	32-206	32-201
MISC YARDS	0	-9
TOUCHDOWNS SCORED	63	46
FIELD GOALS-ATTEMPTS	20-26	10-15
ON-SIDE KICKS	0-0	1-3
RED-ZONE SCORES	(61-69) 88%	(36-48) 75%
RED-ZONE TOUCHDOWNS	(43-69) 62%	(28-48) 58%
PAT-ATTEMPTS	(60-62) 97%	(37-43) 86%
ATTENDANCE	376695	254915
Games/Avg Per Game	7/53814	5/50983
Neutral Site Games		1/59815

SCORE BY QUARTERS	1ST	2ND	3RD	4TH	TOTAL
Oklahoma State	136	138	133	95	502
Opponents	69	125	90	61	345

RUSHING

	GP	Att	Gain	Loss	Net	Avg	TD	Long	Avg/G
Hill, Justice	13	206	1187	45	1142	5.5	6	38	87.8
Carson, Chris	9	82	565	6	559	6.8	9	26	62.1
Childs, Rennie	12	52	251	14	237	4.6	7	67	19.8
Sanders, Barry J.	13	28	106	13	93	3.3	2	26	7.2
Carr, Jeff	7	12	87	2	85	7.1	1	33	12.1
Rudolph, Mason	13	83	264	203	61	0.7	6	25	4.7
Cornelius, Taylor	2	6	32	4	28	4.7	1	15	14.0
Washington, James	13	4	28	0	28	7.0	0	16	2.2
Kolar, John	1	2	18	0	18	9.0	0	13	18.0
McCleskey, Jalen	13	3	9	0	9	3.0	0	8	0.7
Seales, Jhajuan	13	1	3	0	3	3.0	0	3	0.2
Metcalf, Keegan	13	1	0	0	0	0.0	0	0	0.0
TEAM	9	11	0	40	-40	-3.6	0	0	-4.4
Total.....	13	491	2550	327	2223	4.5	32	67	171.0
Opponents.....	13	548	2904	389	2515	4.6	22	79	193.5

PASSING

	G	Effic	Cmp-Att-Int	Pct	Yds	TD	Lng	Avg/G
Rudolph, Mason	13	158.94	284-448-4	63.4	4091	28	91	314.7
Cornelius, Taylor	2	137.51	7-9-0	77.8	64	0	17	32.0
Carson, Chris	9	150.80	1-2-0	50.0	24	0	24	2.7
Stoner, Dillon	4	223.40	1-2-0	50.0	2	1	2	0.5
Kolar, John	1	83.60	1-2-0	50.0	8	0	8	8.0
Hays, Austin	13	284.80	1-1-0	100.0	22	0	22	1.7
McCleskey, Jalen	13	0.00	0-1-0	0.0	0	0	0	0.0
Total.....	13	158.37	295-465-4	63.4	4211	29	91	323.9
Opponents.....	13	135.43	263-431-14	61.0	3287	22	89	252.8

RECEIVING

	G	No.	Yds	Avg	TD	Long	Avg/G
McCleskey, Jalen	13	73	812	11.1	7	52	62.5
Washington, James	13	71	1380	19.4	10	91	106.2
Seales, Jhajuan	13	37	615	16.6	4	86	47.3
Lacy, Chris	12	31	489	15.8	3	63	40.8
Jarwin, Blake	13	19	309	16.3	2	54	23.8
Carson, Chris	9	13	128	9.8	1	18	14.2
Hays, Austin	13	10	131	13.1	1	34	10.1
Veatch, Zac	13	9	93	10.3	1	18	7.2
Sanders, Barry J.	13	9	45	5.0	0	18	3.5
Hill, Justice	13	5	46	9.2	0	22	3.5
Childs, Rennie	12	5	29	5.8	0	17	2.4
Stoner, Dillon	4	5	27	5.4	0	17	6.8
Brown, Keenen	8	2	47	23.5	0	38	5.9
Obialo, Obi	4	2	11	5.5	0	10	2.8
Rudolph, Mason	13	1	24	24.0	0	24	1.8
Tillmon, Terry	10	1	13	13.0	0	13	1.3
Berry, Theo	1	1	8	8.0	0	8	8.0
Carr, Jeff	7	1	4	4.0	0	4	0.6
Total.....	13	295	4211	14.3	29	91	323.9
Opponents.....	13	263	3287	12.5	22	89	252.8

TOTAL OFFENSE

	G	Plays	Rush	Pass	Total	Avg/G
Rudolph, Mason	13	531	61	4091	4152	319.4
Hill, Justice	13	206	1142	0	1142	87.8
Carson, Chris	9	84	559	24	583	64.8
Childs, Rennie	12	52	237	0	237	19.8
Sanders, Barry J.	13	28	93	0	93	7.2
Cornelius, Taylor	2	15	28	64	92	46.0
Carr, Jeff	7	12	85	0	85	12.1
Washington, James	13	4	28	0	28	2.2
Kolar, John	1	4	18	8	26	26.0
Hays, Austin	13	1	0	22	22	1.7
McCleskey, Jalen	13	4	9	0	9	0.7
Seales, Jhajuan	13	1	3	0	3	0.2
Stoner, Dillon	4	2	0	2	2	0.5
TEAM	9	11	-40	0	-40	-4.4
Total.....	13	956	2223	4211	6434	494.9
Opponents.....	13	979	2515	3287	5802	446.3



2016 STATISTICS

SCORING

	TD	FGs	PATs			Rcv	Pass	DXP	Saf	Points
			Kick	Rush						
Grogan, Ben	0	19-25	60-61	0-0	0	0-0	0	0	0	117
Carson, Chris	10	0-0	0-0	0-0	0	0-0	0	0	0	60
Washington, James	10	0-0	0-0	0-0	0	0-0	0	0	0	60
Childs, Rennie	7	0-0	0-0	0-0	1	0-0	0	0	0	44
McCleskey, Jalen	7	0-0	0-0	0-0	0	1-1	0	0	0	42
Hill, Justice	6	0-0	0-0	0-0	0	0-0	0	0	0	36
Rudolph, Mason	6	0-0	0-0	0-0	0	0-0	0	0	0	36
Seales, Jhajuan	4	0-0	0-0	0-0	0	0-0	0	0	0	24
Lacy, Chris	3	0-0	0-0	0-0	0	0-0	0	0	0	18
Jarwin, Blake	2	0-0	0-0	0-0	0	0-0	0	0	0	12
Sanders, Barry J.	2	0-0	0-0	0-0	0	0-0	0	0	0	12
Hays, Austin	1	0-0	0-0	0-0	0	0-0	0	0	0	6
Carr, Jeff	1	0-0	0-0	0-0	0	0-0	0	0	0	6
Harper, Madre	1	0-0	0-0	0-0	0	0-0	0	0	0	6
Richards, Ramon	1	0-0	0-0	0-0	0	0-0	0	0	0	6
Veatch, Zac	1	0-0	0-0	0-0	0	0-0	0	0	0	6
Cornelius, Taylor	1	0-0	0-0	0-0	0	0-0	0	0	0	6
Ammendola, Matt	0	1-1	0-1	0-0	0	0-0	0	0	0	3
Flowers, Tre	0	0-0	0-0	0-0	0	0-0	1	0	0	2
Tucker, Kirk	0	0-0	0-0	0-0	0	0-0	0	0	0	0
Pipkins, Lenzy	0	0-0	0-0	0-0	0	0-0	0	0	0	0
Total.....	63	20-26	60-62	0-0	1	1-1	1	0	0	502
Opponents.....	46	10-15	37-43	0-1	1	1-1	0	0	0	345

PUNT RETURNS

	No.	Yds	Avg	TD	Long
McCleskey, Jalen	7	64	9.1	0	18
Sanders, Barry J.	7	88	12.6	0	57
Total.....	14	152	10.9	0	57
Opponents.....	16	15	0.9	0	19

INTERCEPTIONS

	No.	Yds	Avg	TD	Long
Sterns, Jordan	3	35	11.7	0	21
Richards, Ramon	3	61	20.3	0	59
Burton, Jordan	2	0	0.0	0	0
Osborne, DeQuinton	1	27	27.0	0	27
Phillips, Justin	1	0	0.0	0	0
Henry, Kevin	1	26	26.0	0	26
Pipkins, Lenzy	1	0	0.0	0	0
Moncrief, Derrick	1	0	0.0	0	0
Lampkin, Ashton	1	1	1.0	0	1
Total.....	14	193	13.8	0	59
Opponents.....	4	54	13.5	1	29

KICK RETURNS

	No.	Yds	Avg	TD	Long
Sanders, Barry J.	18	430	23.9	0	56
Carr, Jeff	3	48	16.0	0	19
Lacy, Chris	2	51	25.5	0	27
Seales, Jhajuan	1	6	6.0	0	6
Jarwin, Blake	1	9	9.0	0	9
Washington, James	1	2	2.0	0	2
Veatch, Zac	1	11	11.0	0	11
Total.....	27	557	20.6	0	56
Opponents.....	53	969	18.3	0	38

FUMBLE RETURNS

	No.	Yds	Avg	TD	Long
Averette, Devante	2	9	4.5	0	9
Walterscheid, Cole	1	5	5.0	0	5
Harper, Madre	0	0	0.0	1	0
Richards, Ramon	0	9	0.0	1	9
Total.....	3	23	7.7	2	9
Opponents.....	2	21	10.5	1	19

ALL-PURPOSE

	G	Rush	Rec	PR	KOR	IR	Tot	Avg/G
Washington, James	13	28	1380	0	2	0	1410	108.5
Hill, Justice	13	1142	46	0	0	0	1188	91.4
McCleskey, Jalen	13	9	812	64	0	0	885	68.1
Carson, Chris	9	559	128	0	0	0	687	76.3
Sanders, Barry J.	13	93	45	88	430	0	656	50.5
Seales, Jhajuan	13	3	615	0	6	0	624	48.0
Lacy, Chris	12	0	489	0	51	0	540	45.0
Jarwin, Blake	13	0	309	0	9	0	318	24.5
Childs, Rennie	12	237	29	0	0	0	266	22.2
Carr, Jeff	7	85	4	0	48	0	137	19.6
Hays, Austin	13	0	131	0	0	0	131	10.1
Veatch, Zac	13	0	93	0	11	0	104	8.0
Rudolph, Mason	13	61	24	0	0	0	85	6.5
Richards, Ramon	13	0	0	0	0	61	61	4.7
Brown, Keenen	8	0	47	0	0	0	47	5.9
Sterns, Jordan	12	0	0	0	0	35	35	2.9
Owens, Jarrell	13	0	0	0	0	29	29	2.2
Cornelius, Taylor	2	28	0	0	0	0	28	14.0
Osborne, DeQuinton	11	0	0	0	0	27	27	2.5
Stoner, Dillon	4	0	27	0	0	0	27	6.8
Henry, Kevin	13	0	0	0	0	26	26	2.0
Kolar, John	1	18	0	0	0	0	18	18.0
Taylor, Vincent	13	0	0	0	0	14	14	1.1
Tillmon, Terry	10	0	13	0	0	0	13	1.3
Obialo, Obi	4	0	11	0	0	0	11	2.8
Berry, Theo	1	0	8	0	0	0	8	8.0
Lampkin, Ashton	13	0	0	0	0	1	1	0.1
TEAM	9	-40	0	0	0	0	-40	-4.4
Total.....	13	2223	4211	152	557	193	7336	564.3
Opponents.....	13	2515	3287	15	969	54	6840	526.2

FIELD GOALS

	FGM-FGA	Pct	01-19	20-29	30-39	40-49	50-99	Lg	Blk
Grogan, Ben	19-25	76.0	1-1	11-12	6-8	1-4	0-0	45	0
Ammendola, Matt	1-1	100.0	0-0	0-0	0-0	0-0	1-1	53	0

FIELD GOAL SEQUENCE

	Oklahoma State	OPPONENTS
Southeastern La.	(32),(28)	34
Central Michigan	(53),(35)	(30)
Pittsburgh	49,(45)	(48)
Baylor	44,(28)	-
Texas	(26),(24)	46
Iowa State	(30)	(35)
Kansas	(32),(25),(25)	(29),(40),59
West Virginia	(32),(25),38,(22)	(36),39,(21)
Kansas State	-	(43)
Texas Tech	(27)	(27)
TCU	(27),43	-
Oklahoma	(19),(30),38	(34)
Colorado	(28),25	47

Numbers in parentheses indicate field goal was made.

PUNTING

	No.	Yds	Avg	Long	TB	FC	I20	50+	Blkd
Sinor, Zach	56	2395	42.8	65	1	21	35	16	2
TEAM	3	63	21.0	39	0	0	0	0	1
Total.....	59	2458	41.7	65	1	21	35	16	3
Opponents.....	73	3036	41.6	66	3	34	22	12	0

KICKOFFS

	No.	Yds	Avg	TB	OB	Retn	Net	YdLn
Ammendola, Matt	88	5549	63.1	41	1			
Allan, Max	7	436	62.3	0	1			
Hockett, Matt	1	65	65.0	0	0			
Total.....	96	6050	63.0	41	2	969	42.2	22
Opponents.....	65	4062	62.5	38	2	557	39.3	25



2016 STATISTICS

DEFENSIVE STATS

	GP	-----Tackles-----			TFL/Yds	-Sacks-		---Pass Def---		QBH	-Fumbles-		Blkd	
		Solo	Ast	Total		No-Yards	Int-Yds	BrUp	Rcv-Yds		FF	Kick	Saf	
13 Sterns, Jordan	12	63	38	101	5.5-8	.	3-35	5	
40 Averette, Devante	13	54	28	82	6.5-11	.	.	2	2	3-9	2	.	.	
45 Whitener, Chad	12	45	26	71	7.5-13	1.0-4	.	4	1	
7 Richards, Ramon	13	48	16	64	2.5-10	1.0-4	3-61	6	.	0-9	.	.	.	
20 Burton, Jordan	12	40	21	61	4.5-16	1.0-5	2-0	2	1	.	1	.	.	
31 Flowers, Tre	13	45	16	61	2.0-3	.	.	7	.	1-0	2	.	.	
96 Taylor, Vincent	13	28	23	51	13.0-68	7.0-57	0-14	1	2	1-0	2	4	.	
11 Phillips, Justin	13	24	18	42	2.5-18	2.5-18	1-0	1	.	.	2	.	.	
3X Edison-McGruder, Ken	13	29	11	40	0.5-1	.	.	.	1	1-0	.	.	.	
4 Pipkins, Lenzy	13	24	14	38	1.0-1	.	1-0	2	
6 Lampkin, Ashton	13	24	10	34	.	.	1-1	3	.	1-0	1	.	.	
82 Walterscheid, Cole	13	23	5	28	5.5-24	2.0-14	.	.	5	1-5	1	.	.	
93 Owens, Jarrell	13	17	8	25	5.5-30	2.5-21	0-29	.	3	
90 Maile, Motekiai	13	15	9	24	6.0-19	2.5-10	.	2	2	.	.	1	.	
9 Akem, Gyasi	13	12	10	22	1.5-3	1	.	.	
89 Webber, Tralund	13	17	4	21	9.0-40	6.0-35	.	3	
2H Henry, Kevin	13	13	5	18	0.5-0	.	1-26	
36 Moncrief, Derrick	13	9	7	16	1.0-1	.	1-0	1	
79 Daniels, Darrion	13	9	6	15	1.0-1	.	.	1	1	.	.	1	.	
12 Tucker, Kirk	13	10	4	14	0.5-1	.	.	.	1	
1X Bundage, Calvin	11	11	2	13	1.0-4	
91 Osborne, DeQuinton	11	10	2	12	5.5-33	3.5-23	1-27	.	2	
95 Leveni, Vili	9	6	6	12	3.5-9	2.0-6	.	1	2	
5 Morrow, Jerel	13	6	3	9	.	.	.	1	.	1-0	.	.	.	
25 Harper, Madre	12	5	3	8	1-0	.	.	.	
97 Davis, Eric	12	5	2	7	
42 Metcalf, Keegan	13	3	2	5	
3E Cook, Chance	12	1	3	4	1.0-13	
18 Green, Za'Carrius	5	3	1	4	
99 Carter, Trey	11	2	2	4	1.5-10	1.0-9	
2X Curry, Darius	12	2	1	3	.	.	.	1	
62 Ferguson, Tyler	2	2	.	2	1.0-1	
2 Rudolph, Mason	13	2	.	2	
22 Green, A.J.	9	1	1	2	
41 Abbott, Britton	12	1	.	1	
98 Bakari, Taaj	1	.	1	1	0.5-1	
24 Kearsse, Malik	1	1	.	1	
3F Tillmon, Terry	10	1	.	1	
49 Ammendola, Matt	13	1	.	1	
2G Westbrook, Winston	1	1	.	1	
52 Morgan, Tanner	10	1-0	.	.	.	
1D Balous, Bryce	2	1	
Total.....	13	613	308	921	90-339	32-206	14-193	44	23	11-23	12	6	.	
Opponents.....	13	577	272	849	81.0-309	32-201	4-54	41	24	10-21	8	4	.	



2016 STATISTICS

INDIVIDUAL GAME-BY-GAME PASSING

	Att	Comp	Int	Pct	Yards	TD	Long	Sack	Yds	Effic
#2 Rudolph, Mason										
Southeastern La.	25	18	0	72.0	191	2	24	2	15	162.6
Central Michigan	43	27	1	62.8	286	2	32	4	29	129.4
Pittsburgh	46	26	0	56.5	540	2	91	3	22	169.5
Baylor	45	27	1	60.0	279	0	32	4	26	107.6
Texas	28	19	0	67.9	392	3	54	3	20	220.8
Iowa State	44	26	0	59.1	351	4	42	1	6	156.1
Kansas	24	16	0	66.7	220	1	47	5	31	157.4
West Virginia	36	26	0	72.2	273	3	33	1	5	163.4
Kansas State	38	29	2	76.3	457	5	82	1	9	210.2
Texas Tech	28	20	0	71.4	395	2	82	2	18	213.5
TCU	34	17	0	50.0	207	1	63	2	7	110.8
Oklahoma	25	11	0	44.0	186	0	54	2	7	106.5
Colorado	32	22	0	68.8	314	3	46	1	2	182.1
TOTALS	448	284	4	63.4	4091	28	91	31	197	158.9

	Att	Comp	Int	Pct	Yards	TD	Long	Sack	Yds	Effic
#14 Cornelius, T.										
Southeastern La.	8	6	0	75.0	54	0	17	1	4	131.7
Kansas	1	1	0	100.0	10	0	10	0	0	184.0
TOTALS	9	7	0	77.8	64	0	17	1	4	137.5

	Att	Comp	Int	Pct	Yards	TD	Long	Sack	Yds	Effic
#32 Carson, Chris										
TCU	1	0	0	0.0	0	0	0	0	0	0.0
Colorado	1	1	0	100.0	24	0	24	0	0	301.6
TOTALS	2	1	0	50.0	24	0	24	0	0	150.8

	Att	Comp	Int	Pct	Yards	TD	Long	Sack	Yds	Effic
#17 Hays, Austin										
Kansas	1	1	0	100.0	22	0	22	0	0	284.8
TOTALS	1	1	0	100.0	22	0	22	0	0	284.8

	Att	Comp	Int	Pct	Yards	TD	Long	Sack	Yds	Effic
#80 Stoner, Dillon										
Central Michigan	1	1	0	100.0	2	1	2	0	0	446.8
Baylor	1	0	0	0.0	0	0	0	0	0	0.0
TOTALS	2	1	0	50.0	2	1	2	0	0	223.4

	Att	Comp	Int	Pct	Yards	TD	Long	Sack	Yds	Effic
#9X Kolar, John										
Southeastern La.	2	1	0	50.0	8	0	8	0	0	83.6
TOTALS	2	1	0	50.0	8	0	8	0	0	83.6

	Att	Comp	Int	Pct	Yards	TD	Long	Sack	Yds	Effic
#1 McCleskey, Jalen										
Kansas	1	0	0	0.0	0	0	0	0	0	0.0
TOTALS	1	0	0	0.0	0	0	0	0	0	0.0

INDIVIDUAL GAME-BY-GAME RUSHING

	No-Yds/TD	SLU	CMU	UP	BU	UT	ISU	KU	WVU	KS	TTU	TCU	OU	CU
Hill, Justice RB	206-1142/6	7-30/0	5-31/0	12-28/0	20-122/1	25-135/1	18-57/1	22-162/1	19-54/0	9-44/0	18-126/1	16-154/0	16-99/0	19-100/1
Carson, Chris RB	82-559/9	4-18/1	8-27/0	DNP	DNP	DNP	DNP	8-59/2	5-15/0	7-69/1	10-73/2	17-146/1	12-91/1	11-61/1
Childs, Rennie RB	52-237/7	3-21/0	1-1/0	10-101/4	18-35/2	2-12/0	3-8/0	3-10/1	1-1/0	1-7/0	2-25/0	4-9/0	DNP	4-7/0
Sanders, Barry J RB	28-93/2	4-1/1	1-4/0	1-5/0	5-20/0	6-12/1	4-9/0	1-2/0	1-5/0	3-34/0	-	-	-	2-11/0
Carr, Jeff RB	12-85/1	6-42/1	-	-	2-10/0	1-1/0	1-33/0	2--1/0	DNP	DNP	DNP	DNP	DNP	DNP
Rudolph, Mason QB	83-61/6	4--10/0	9--19/0	7--18/0	9-30/0	8-2/1	3-1/0	8--12/0	5-10/1	5-26/0	6--7/1	7-23/2	8-28/1	4-7/0
Cornelius, T. QB	6-28/1	DNP	DNP	DNP	DNP	DNP	DNP	DNP	DNP	DNP	DNP	DNP	DNP	DNP
Washington, J. WR	4-28/0	-	-	-	-	-	1-16/0	2-10/0	-	-	-	1-2/0	-	-
Kolar, John QB	2-18/0	2-18/0	DNP	DNP	DNP	DNP	DNP	DNP	DNP	DNP	DNP	DNP	DNP	DNP
McCleskey, Jalen WR	3-9/0	-	1-8/0	-	-	1-1/0	-	-	-	1-0/0	-	-	-	-
Seales, Jhajuan WR	1-3/0	-	-	-	-	-	-	-	-	-	-	-	-	1-3/0
Lacy, Chris WR	1-0/0	1-0/0	-	-	-	-	-	-	-	-	-	-	-	-
Metcalf, Keegan RB	1-0/0	-	-	-	-	-	-	-	-	-	-	-	-	-
TEAM	11--40/0	1--4/0	1--2/0	2--6/0	1--4/0	DNP	3--16/0	DNP	DNP	-	2--7/0	DNP	1--1/0	-

INDIVIDUAL GAME-BY-GAME RECEIVING

	No-Yds/TD	SLU	CMU	UP	BU	UT	ISU	KU	WVU	KS	TTU	TCU	OU	CU
Washington, J. WR	71-1380/10	5-34/0	5-69/1	9-296/2	6-89/0	3-91/1	8-152/2	1-9/0	6-117/0	7-117/2	6-158/1	4-27/0	2-50/0	9-171/1
McCleskey, Jalen WR	73-812/7	4-27/0	11-103/1	3-17/0	5-77/0	4-109/2	5-74/1	6-129/0	11-66/1	8-68/1	5-50/1	5-26/0	2-16/0	4-50/0
Seales, Jhajuan WR	37-615/4	3-61/2	3-34/0	7-129/0	2-20/0	3-49/0	1-33/1	2-9/0	3-21/0	3-67/0	4-69/0	-	3-80/0	3-43/1
Lacy, Chris WR	31-489/3	DNP	2-10/0	4-64/0	3-32/0	3-52/0	2-27/0	1-11/0	3-31/2	3-33/0	4-100/0	4-109/1	1-9/0	1-11/0
Jarwin, Blake CW	19-309/2	1-15/0	-	1-3/0	1-14/0	4-50/0	3-24/0	1-22/0	1-23/0	2-96/1	-	2-33/0	1-9/0	2-20/1
Hays, Austin WR	10-131/1	2-22/0	-	2-31/0	-	-	-	-	-	3-59/1	-	-	-	3-19/0
Carson, Chris RB	13-128/1	1-8/0	4-52/0	DNP	DNP	DNP	DNP	2-27/1	1-7/0	3-17/0	-	1-10/0	1-7/0	-
Veatch, Zac CW	9-93/1	-	1-18/1	-	3-26/0	-	1-0/0	1-8/0	1-8/0	-	1-18/0	-	1-15/0	-
Brown, Keenen CW	2-47/0	1-9/0	DNP	DNP	-	1-38/0	-	-	DNP	-	DNP	DNP	-	-
Hill, Justice RB	5-46/0	1-6/0	-	-	-	-	2-16/0	1-22/0	-	-	-	1-2/0	-	-
Sanders, Barry J RB	9-45/0	1-18/0	2-2/0	-	2-0/0	1-3/0	2-20/0	1-2/0	-	-	-	-	-	-
Childs, Rennie RB	5-29/0	-	-	-	2-21/0	-	2-5/0	1-3/0	-	-	-	-	DNP	-
Stoner, Dillon WR	5-27/0	2-27/0	-	-	3-0/0	DNP	DNP	DNP	DNP	DNP	DNP	DNP	DNP	DNP
Rudolph, Mason QB	1-24/0	-	-	-	-	-	-	-	-	-	-	-	-	1-24/0
Tillmon, Terry WR	1-13/0	1-13/0	DNP	DNP	DNP	-	-	-	-	-	-	-	-	-
Obialo, Obi WR	2-11/0	1-1/0	DNP	DNP	DNP	DNP	DNP	1-10/0	DNP	DNP	DNP	-	DNP	-
Berry, Theo WR	1-8/0	1-8/0	DNP	DNP	DNP	DNP	DNP	DNP	DNP	DNP	DNP	DNP	DNP	DNP
Carr, Jeff RB	1-4/0	1-4/0	-	-	-	-	-	-	DNP	DNP	DNP	DNP	DNP	DNP



2016 STATISTICS

INDIVIDUAL GAME-BY-GAME TACKLES

	UA-A	TOT	SLU	CMU	UP	BU	UT	ISU	KU	WVU	KS	TTU	TCU	OU	CU
Sterns, Jordan S	63-38	101	1-1	6-2	4-5	7-1	9-3	DNP	4-0	2-3	12-0	7-1	4-5	6-13	1-4
Averette, D. LB	54-28	82	3-1	2-2	5-3	6-5	4-0	6-3	7-0	2-1	7-0	8-2	2-4	0-3	2-4
Whitener, Chad LB	45-26	71	3-1	1-3	8-0	2-4	5-1	5-0	6-0	8-5	1-0	DNP	2-2	3-8	1-2
Richards, Ramon CB	48-16	64	1-0	5-3	1-4	5-0	5-1	4-0	2-1	5-1	6-1	5-2	6-0	1-1	2-2
Burton, Jordan LB	40-21	61	0-4	6-3	6-1	5-4	3-1	5-2	5-0	3-1	2-0	3-1	DNP	2-2	0-2
Flowers, Tre S	45-16	61	-	1-0	6-0	1-1	3-0	7-1	4-2	5-4	3-0	3-2	4-1	4-4	4-1
Taylor, Vincent DT	28-23	51	1-3	3-0	4-1	1-1	1-1	2-2	3-1	4-2	6-0	-	2-3	0-3	1-6
Phillips,Justin LB	24-18	42	4-2	-	1-2	0-1	1-0	1-1	-	3-0	0-1	9-5	1-4	2-1	2-1
Edison-McGruder S	29-11	40	2-1	0-1	2-0	-	3-1	5-0	5-0	2-1	2-0	1-1	3-1	1-4	3-1
Pipkins, Lenzy CB	24-14	38	-	2-1	2-1	0-1	5-2	2-1	2-0	4-2	-	1-2	3-1	1-1	2-2
Lampkin, Ashton CB	24-10	34	-	3-1	2-0	3-0	0-1	2-2	4-1	1-4	2-0	3-0	-	3-1	1-0
Walterscheid, C DE	23-5	28	2-0	1-0	4-0	1-2	1-0	3-0	2-0	1-0	1-0	-	2-0	4-3	1-0
Owens, Jarrell DE	17-8	25	2-1	1-0	1-0	3-0	-	1-1	1-0	-	1-0	3-0	0-1	1-4	3-1
Maile, Motekiai DT	15-9	24	-	3-1	0-1	0-1	3-1	1-0	1-0	1-1	4-0	-	1-2	0-1	1-1
Akem, Gyasi LB	12-10	22	0-1	3-0	1-0	1-0	-	-	2-1	-	2-0	2-4	0-1	1-2	0-1
Webber, Tralund DE	17-4	21	3-1	1-0	2-1	-	2-0	2-0	-	0-1	1-0	2-0	3-1	-	1-0
Henry, Kevin LB	13-5	18	3-1	-	-	0-1	2-0	2-0	-	1-0	1-0	2-2	1-0	-	1-1
Moncrief, D. S	9-7	16	1-3	-	-	1-0	1-0	1-0	-	1-1	3-0	1-0	0-1	-	0-2
Daniels,Darrion DT	9-6	15	1-0	-	0-1	0-1	4-0	0-1	-	2-0	1-0	1-0	0-1	0-1	0-1
Tucker, Kirk LB	10-4	14	1-1	1-0	1-0	0-1	2-0	-	-	1-0	-	3-2	1-0	-	-
Bundage, Calvin LB	11-2	13	3-0	1-0	-	DNP	3-0	-	DNP	-	1-0	-	2-2	1-0	-
Leveni, Vili DT	6-6	12	0-1	-	1-1	2-2	0-1	3-0	-	0-1	-	DNP	DNP	DNP	DNP
Osborne, D. DT	10-2	12	3-0	1-0	-	-	DNP	2-1	2-0	-	-	-	1-0	DNP	1-1
Morrow, Jerel S	6-3	9	1-0	-	0-1	1-1	3-1	-	-	-	-	1-0	-	-	-
Harper, Madre CB	5-3	8	0-1	DNP	-	-	0-1	-	-	-	-	-	1-0	1-1	3-0
Davis, Eric DT	5-2	7	1-0	1-1	-	DNP	0-1	1-0	-	-	-	1-0	-	1-0	-
Metcalfe, Keegan	3-2	5	1-0	-	-	-	0-1	-	1-0	-	-	-	1-0	0-1	-
Cook, Chance S	1-3	4	1-0	-	-	-	0-1	0-2	-	-	-	-	-	-	DNP
Green, Z. S	3-1	4	1-1	DNP	DNP	DNP	1-0	DNP	-	DNP	DNP	-	1-0	DNP	DNP
Carter, Trey DE	2-2	4	1-0	-	DNP	0-1	-	-	-	DNP	-	-	-	-	1-1
Curry, Darius CB	2-1	3	-	-	-	-	-	0-1	1-0	-	DNP	1-0	-	-	-
Green, A.J. CB	1-1	2	-	-	DNP	DNP	DNP	DNP	-	-	-	-	-	-	1-1
Rudolph, Mason	2-0	2	-	-	1-0	-	-	-	-	-	1-0	-	-	-	-
Ferguson, Tyler DT	2-0	2	2-0	DNP	DNP	DNP	DNP	DNP	DNP	DNP	DNP	DNP	DNP	DNP	-
Tillmon, Terry	1-0	1	-	DNP	DNP	DNP	-	-	-	-	-	-	1-0	-	-
Ammendola, Matt	1-0	1	-	-	-	-	-	-	-	-	-	-	-	1-0	-
Westbrooks, W. S	1-0	1	1-0	DNP	DNP	DNP	DNP	DNP	DNP	DNP	DNP	DNP	DNP	DNP	DNP
Abbott, Britton	1-0	1	1-0	-	-	-	-	-	-	-	-	-	-	-	-
Kearse, Malik CB	1-0	1	1-0	DNP	DNP	DNP	DNP	DNP	DNP	DNP	DNP	DNP	DNP	DNP	DNP
Bakari, Taaj DT	0-1	1	DNP	DNP	DNP	DNP	DNP	DNP	DNP	DNP	DNP	DNP	DNP	DNP	0-1

INDIVIDUAL GAME-BY-GAME SACKS

	UA-A	TOT	SLU	CMU	UP	BU	UT	ISU	KU	WVU	KS	TTU	TCU	OU	CU
Taylor, Vincent DT	5-4	7.0	0.5-3	-	-	1.0-6	0.5-0	-	-	2.5-31	1.0-6	-	-	0.5-3	1.0-8
Webber, Tralund DE	6-0	6.0	-	1.0-10	-	-	-	2.0-9	-	-	-	1.0-5	1.0-8	-	1.0-3
Osborne, D. DT	3-1	3.5	-	1.0-9	-	-	DNP	2.5-14	-	-	-	-	-	DNP	-
Owens, Jarrell DE	2-1	2.5	1.0-8	1.0-8	-	-	-	0.5-5	-	-	-	-	-	-	-
Maile, Motekiai DT	2-1	2.5	-	-	-	-	-	1.0-8	-	-	1.0-2	-	0.5-0	-	-
Phillips,Justin LB	2-1	2.5	1.0-8	-	-	-	-	-	-	-	-	1.0-9	0.5-1	-	-
Walterscheid, C DE	2-0	2.0	-	-	2.0-14	-	-	-	-	-	-	-	-	-	-
Leveni, Vili DT	1-2	2.0	-	-	-	-	0.5-1	1.0-2	-	0.5-3	-	DNP	DNP	DNP	DNP
Whitener, Chad LB	1-0	1.0	-	-	-	-	-	-	-	1.0-4	-	DNP	-	-	-
Richards, Ramon CB	1-0	1.0	-	-	-	-	1.0-4	-	-	-	-	-	-	-	-
Burton, Jordan LB	0-2	1.0	0.5-2	-	-	-	-	-	-	-	-	-	DNP	0.5-3	-
Carter, Trey DE	1-0	1.0	-	-	DNP	-	-	-	-	DNP	-	-	-	-	1.0-9

INDIVIDUAL GAME-BY-GAME TACKLES FOR LOSS

	UA-A	TOT	SLU	CMU	UP	BU	UT	ISU	KU	WVU	KS	TTU	TCU	OU	CU
Taylor, Vincent DT	10-6	13.0	1.5-4	-	0.5-0	1.0-6	0.5-0	-	-	3.0-32	3.0-11	-	2.0-4	0.5-3	1.0-8
Webber, Tralund DE	9-0	9.0	1.0-2	1.0-10	-	-	1.0-2	2.0-9	-	-	-	1.0-5	1.0-8	-	1.0-3
Whitener, Chad LB	7-1	7.5	1.0-1	-	1.0-1	-	-	2.0-3	-	1.0-4	-	DNP	1.0-3	-	1.5-1
Averette, D. LB	5-3	6.5	1.0-2	-	-	1.5-1	-	1.0-1	-	-	1.0-5	-	-	-	1.0-1
Maile, Motekiai DT	5-2	6.0	-	2.0-7	-	-	1.0-2	1.0-8	-	0.5-0	1.0-2	-	0.5-0	-	-
Osborne, D. DT	5-1	5.5	2.0-10	1.0-9	-	-	DNP	2.5-14	-	-	-	-	-	DNP	-
Sterns, Jordan S	4-3	5.5	-	1.0-2	0.5-0	-	-	DNP	-	-	2.0-4	1.0-2	1.0-2	0.5-0	0.5-0
Owens, Jarrell DE	5-1	5.5	2.0-10	1.0-8	-	-	-	0.5-5	1.0-5	-	-	-	-	-	1.0-2
Walterscheid, C DE	5-1	5.5	-	1.0-2	4.0-21	0.5-1	-	-	-	-	-	-	-	-	-
Burton, Jordan LB	3-3	4.5	0.5-2	-	1.5-6	1.0-1	-	-	1.0-4	-	-	-	DNP	0.5-3	-
Leveni, Vili DT	2-3	3.5	-	-	1.5-3	-	0.5-1	1.0-2	-	0.5-3	-	DNP	DNP	DNP	DNP
Phillips,Justin LB	2-1	2.5	1.0-8	-	-	-	-	-	-	-	-	1.0-9	0.5-1	-	-
Richards, Ramon CB	2-1	2.5	-	-	-	1.0-5	1.0-4	-	-	-	-	-	-	-	0.5-1
Flowers, Tre S	2-0	2.0	-	-	-	-	-	-	-	-	-	-	1.0-2	1.0-1	-
Carter, Trey DE	1-1	1.5	-	-	DNP	-	-	-	-	DNP	-	-	-	-	1.5-10
Akem, Gyasi LB	1-1	1.5	-	-	1.0-2	-	-	-	-	-	-	-	-	0.5-1	-
Pipkins, Lenzy CB	1-0	1.0	-	-	-	-	1.0-1	-	-	-	-	-	-	-	-
Cook, Chance S	1-0	1.0	1.0-13	-	-	-	-	-	-	-	-	-	-	-	DNP
Daniels,Darrion DT	1-0	1.0	-	-	-	-	-	-	-	-	-	1.0-1	-	-	-
Moncrief, D. S	1-0	1.0	-	-	-	-	-	-	-	-	1.0-1	-	-	-	-
Bundage, Calvin LB	1-0	1.0	-	-	-	DNP	-	-	DNP	-	-	-	1.0-4	-	-
Ferguson, Tyler DT	1-0	1.0	1.0-1	DNP	DNP	DNP	DNP	DNP	DNP	DNP	DNP	DNP	DNP	DNP	-
Tucker, Kirk LB	0-1	0.5	-	-	-	-	-	-	-	-	0.5-1	-	-	-	-
Edison-McGruder S	0-1	0.5	-	-	-	-	-	-	-	-	0.5-1	-	-	-	-
Henry, Kevin LB	0-1	0.5	-	-	-	-	-	-	-	-	-	-	-	-	0.5-0
Bakari, Taaj DT	0-1	0.5	DNP	DNP	DNP	DNP	DNP	DNP	DNP	DNP	DNP	DNP	DNP	DNP	0.5-1



2016 STATISTICS

INDIVIDUAL GAME-BY-GAME FUMBLES

	No-Lost	SLU	CMU	UP	BU	UT	ISU	KU	WVU	KS	TTU	TCU	OU	CU
Rudolph, Mason QB	6-5	1-1	-	2-2	1-1	-	-	1-1	-	-	-	-	1-0	-
Hill, Justice RB	3-2	-	-	-	2-2	-	1-0	-	-	-	-	-	-	-
Sanders, Barry J RB	2-2	-	-	-	-	-	-	-	-	1-1	-	1-1	-	-
McCleskey, Jalen WR	2-1	1-0	-	-	-	-	-	-	-	-	1-1	-	-	-
TEAM	1-0	-	-	-	-	DNP	-	DNP	DNP	-	-	DNP	1-0	-
Carson, Chris RB	1-0	-	-	DNP	DNP	DNP	DNP	-	-	-	-	1-0	-	-

INDIVIDUAL GAME-BY-GAME FUMBLES FORCED

	Number	SLU	CMU	UP	BU	UT	ISU	KU	WVU	KS	TTU	TCU	OU	CU
Phillips, Justin	2	-	-	-	-	-	-	-	-	-	1	-	-	1
Taylor, Vincent	2	-	-	-	-	-	-	1	1	-	-	-	-	-
Averette, D.	2	1	1	-	-	-	-	-	-	-	-	-	-	-
Flowers, Tre	2	-	-	-	-	-	1	-	-	-	-	-	1	-
Burton, Jordan	1	-	-	-	-	-	-	-	-	-	-	DNP	1	-
Walterscheid, C	1	1	-	-	-	-	-	-	-	-	-	-	-	-
Akem, Gyasi	1	-	-	-	-	-	-	-	-	1	-	-	-	-
Lampkin, Ashton	1	-	-	-	1	-	-	-	-	-	-	-	-	-

INDIVIDUAL GAME-BY-GAME FUMBLES RECOVERED

	Number	SLU	CMU	UP	BU	UT	ISU	KU	WVU	KS	TTU	TCU	OU	CU
Averette, D.	3	1	1	-	-	-	-	1	-	-	-	-	-	-
Morgan, Tanner LS	1	-	DNP	DNP	1	-	-	-	-	-	-	-	-	DNP
Lampkin, Ashton	1	-	-	-	-	-	1	-	-	-	-	-	-	-
Edison-McGruder	1	-	-	-	-	-	-	-	-	-	-	-	1	-
Walterscheid, C	1	-	-	-	-	-	-	-	1	-	-	-	-	-
Morrow, Jerel	1	1	-	-	-	-	-	-	-	-	-	-	DNP	-
Taylor, Vincent	1	-	-	-	-	-	-	-	-	-	1	-	-	-
Harper, Madre	1	1	DNP	-	-	-	-	-	-	-	-	-	-	-
Flowers, Tre	1	1	-	-	-	-	-	-	-	-	-	-	-	-

INDIVIDUAL GAME-BY-GAME PUNT RETURNS

	No-Yds	SLU	CMU	UP	BU	UT	ISU	KU	WVU	KS	TTU	TCU	OU	CU
Sanders, Barry J	7-88	1-57	-	1-9	-	1-8	-	1-12	1-7	1-0	-	1--5	-	-
McCleskey, Jalen	7-64	1-3	2-36	3-25	-	-	1-0	-	-	-	-	-	-	-

INDIVIDUAL GAME-BY-GAME KICK RETURNS

	No-Yds	SLU	CMU	UP	BU	UT	ISU	KU	WVU	KS	TTU	TCU	OU	CU
Sanders, Barry J	18-430	-	-	-	2-37	2-38	1-18	1-26	2-51	1-17	3-72	2-33	4-138	-
Lacy, Chris	2-51	DNP	-	-	-	-	-	1-27	-	-	-	-	1-24	-
Carr, Jeff	3-48	-	-	2-34	1-14	-	-	-	DNP	DNP	DNP	DNP	DNP	DNP
Veatch, Zac	1-11	1-11	-	-	-	-	-	-	-	-	-	-	-	-
Jarwin, Blake	1-9	-	1-9	-	-	-	-	-	-	-	-	-	-	-
Seales, Jhajuan	1-6	-	-	-	-	-	-	-	-	-	-	-	-	1-6
Washington, J.	1-2	-	-	-	-	-	-	-	-	-	1-2	-	-	-

INDIVIDUAL GAME-BY-GAME INTERCEPTION RETURNS

	No-Yds	SLU	CMU	UP	BU	UT	ISU	KU	WVU	KS	TTU	TCU	OU	CU
Sterns, Jordan	3-35	-	-	-	-	1-14	DNP	1-21	-	1-0	-	-	-	-
Richards, Ramon	3-61	-	1-1	1-3	-	-	-	-	1-59	-	-	-	-	-
Burton, Jordan	2-0	-	-	-	1-0	-	1-0	-	-	-	-	DNP	-	-
Lampkin, Ashton	1-1	-	-	-	-	-	-	-	-	-	-	-	-	1-1
Pipkins, Lenzy	1-0	-	-	-	-	-	-	-	-	-	-	1-0	-	-
Osborne, D.	1-27	-	-	-	-	DNP	-	1-27	-	-	-	-	DNP	-
Moncrief, D.	1-0	-	-	-	-	-	1-0	-	-	-	-	-	-	-
Phillips, Justin	1-0	-	-	-	-	-	-	-	-	-	-	1-0	-	-
Henry, Kevin	1-26	-	-	-	-	-	-	-	1-26	-	-	-	-	-

INDIVIDUAL GAME-BY-GAME FUMBLE RETURNS

	No-Yds	SLU	CMU	UP	BU	UT	ISU	KU	WVU	KS	TTU	TCU	OU	CU
Averette, D.	2-9	1-0	1-9	-	-	-	-	-	-	-	-	-	-	-
Walterscheid, C	1-5	-	-	-	-	-	-	-	1-5	-	-	-	-	-



2016 STATISTICS

INDIVIDUAL GAME-BY-GAME ALL-PURPOSE YARDS

	TOTAL	SLU	CMU	UP	BU	UT	ISU	KU	WVU	KS	TTU	TCU	OU	CU
Washington, J.	1410	34	69	296	89	91	168	19	117	117	160	29	50	171
Hill, Justice	1188	36	31	28	122	135	73	184	54	44	126	156	99	100
McCleskey, Jalen	885	30	147	42	77	110	74	129	66	68	50	26	16	50
Carson, Chris	687	26	79	DNP	DNP	DNP	DNP	86	22	86	73	156	98	61
Sanders, Barry J	656	76	6	4	57	61	47	42	63	51	72	28	138	11
Seales, Jhajuan	624	61	34	129	20	49	33	9	21	67	69	-	80	52
Lacy, Chris	540	DNP	10	64	32	52	27	38	31	33	100	109	33	11
Jarwin, Blake	318	15	9	3	14	50	24	22	23	96	-	33	9	20
Childs, Rennie	266	21	1	101	56	12	13	13	1	7	25	9	DNP	7
Carr, Jeff	137	46	-	34	24	1	33	-1	DNP	DNP	DNP	DNP	DNP	DNP
Hays, Austin	131	22	-	31	-	-	-	-	-	59	-	-	-	19
Veatch, Zac	104	11	18	-	26	-	-	8	8	-	18	-	15	-
Rudolph, Mason	85	-10	-19	-18	30	2	1	-12	10	26	-7	23	28	31
Richards, Ramon	61	-	-1	3	-	-	-	-	59	3	-	-	-	-
Brown, Keenen	47	9	DNP	DNP	-	38	-	-	DNP	-	DNP	DNP	-	-
Sterns, Jordan	35	-	-	-	-	14	DNP	21	-	-	-	-	-	-
Owens, Jarrell	29	-	-	-	-	-	-	29	-	-	-	-	-	-
Cornelius, T.	28	28	DNP	DNP	DNP	DNP	DNP	-	DNP	DNP	DNP	DNP	DNP	DNP
Stoner, Dillon	27	27	-	-	-	DNP	DNP	DNP	DNP	DNP	DNP	DNP	DNP	DNP
Osborne, D.	27	-	-	-	-	DNP	-	27	-	-	-	-	DNP	-
Henry, Kevin	26	-	-	-	-	-	-	-	26	-	-	-	-	-
Kolar, John	18	18	DNP	DNP	DNP	DNP	DNP	DNP	DNP	DNP	DNP	DNP	DNP	DNP
Taylor, Vincent	14	-	-	-	-	-	-	14	-	-	-	-	-	-
Tillmon, Terry	13	13	DNP	DNP	DNP	-	-	-	-	-	-	-	-	-
Obialo, Obi	11	1	DNP	DNP	DNP	DNP	DNP	10	DNP	DNP	DNP	-	DNP	-
Berry, Theo	8	8	DNP	DNP	DNP	DNP	DNP	DNP	DNP	DNP	DNP	DNP	DNP	DNP
Lampkin, Ashton	1	-	-	-	-	-	-	-	-	-	-	-	-	1
TEAM	-40	-4	-2	-6	-4	-	-16	-	-	-	-7	-	-1	-

GAME-BY-GAME TEAM COMPARISON

Opponent	Score	First Downs			Pen	Rushing		Passing		Yards	Total Offense		Return Yards	Turn-Overs
		Total	Rush	Pass		Number-Yards	Comp-Att-Int	Plays-Yards						
SOUTHEASTERN LA.	61-7	23/12	9/6	14/4	0/2	38-144/46-97	25-35-0/4-14-0	253/106	73-397/60-203	80/165	1/4			
CENTRAL MICHIGAN	27-30	23/23	3/6	17/15	3/2	26-50/26-50	28-44-1/31-43-1	288/368	70-338/69-418	53/51	1/2			
PITTSBURGH	45-38	25/21	5/12	17/9	3/0	32-100/54-290	26-46-0/14-30-1	540/237	78-640/84-527	71/40	2/1			
Baylor	24-35	30/20	12/8	15/11	3/1	55-213/37-136	27-46-1/18-28-1	279/387	101-492/65-523	51/72	4/2			
TEXAS	49-31	22/26	8/16	13/8	1/2	43-163/49-329	19-28-0/21-33-1	392/239	71-555/82-568	60/161	0/1			
IOWA STATE	38-31	20/26	7/9	13/14	0/3	33-108/42-165	26-44-0/25-44-2	351/283	77-459/86-448	18/83	0/3			
Kansas	44-20	23/20	15/8	8/11	0/1	46-230/33-204	18-27-0/24-40-2	252/250	73-482/73-454	156/53	1/3			
WEST VIRGINIA	37-20	17/27	2/12	13/14	2/1	31-85/41-209	26-36-0/24-39-2	273/212	67-358/80-421	148/28	0/3			
Kansas State	43-37	29/24	8/16	20/5	1/3	26-180/56-345	29-38-2/12-18-1	457/87	64-637/74-432	17/171	3/1			
TEXAS TECH	45-44	27/35	11/9	16/21	0/5	38-210/44-142	20-28-0/35-52-0	395/376	66-605/96-518	74/52	1/1			
TCU	31-6	28/18	18/7	7/9	3/2	45-334/39-145	17-35-0/20-33-2	207/198	80-541/72-343	28/42	1/2			
Oklahoma	20-38	17/25	10/11	6/12	1/2	37-217/52-341	11-25-0/13-19-0	186/288	62-403/71-629	162/83	0/1			
Colorado	38-8	24/18	8/6	15/11	1/1	41-189/29-62	23-33-0/22-38-1	338/256	74-527/67-318	7/58	0/1			
Totals	502-345	308/295	116/126	174/144	18/25	491-2223/548-2515	295-465-4/263-431-14	4211/3287	956-6434/979-5802	925/1059	14/25			

Note: Game totals are displayed in the format TEAM/OPPONENT for each category

Opponent	3rd Down		4th Down		Time of Possession	TOP Margin	Avg Yds/Rush	Avg Yds/Pass	Avg Yds/Play	Punting		Penalties Number-Yards
	Conversions	Conversions	Conversions	Conversions						Number-Avg	Number-Yards	
SOUTHEASTERN LA.	6-12/1-12	0-0/0-3	30:53/29:07	1:46	3.8/2.1	7.2/7.6	5.4/3.4	4-41.8/7-36.4	5-55/6-47			
CENTRAL MICHIGAN	1-11/8-15	1-2/0-0	24:33/35:27	-10:54	1.9/1.9	6.5/8.6	4.8/6.1	5-38.0/6-43.2	4-40/5-60			
PITTSBURGH	6-15/4-18	0-0/2-2	22:10/37:50	-15:40	3.1/5.4	11.7/7.9	8.2/6.3	7-43.3/11-42.4	8-55/8-73			
Baylor	12-20/6-12	2-4/0-2	41:27/18:33	22:54	3.9/3.7	6.1/13.8	4.9/8.0	2-47.0/4-43.2	4-32/7-70			
TEXAS	7-15/6-16	0-0/2-3	30:38/29:22	1:16	3.8/6.7	14.0/7.2	7.8/6.9	6-46.0/5-45.2	7-70/5-39			
IOWA STATE	6-17/7-17	0-1/0-2	28:04/31:56	-3:52	3.3/3.9	8.0/6.4	6.0/5.2	9-40.4/6-40.8	5-63/7-41			
Kansas	5-13/5-14	0-0/0-2	32:48/27:12	5:36	5.0/6.2	9.3/6.2	6.6/6.2	4-42.0/4-45.8	5-45/5-46			
WEST VIRGINIA	8-16/8-16	0-0/0-0	29:51/30:09	-0:18	2.7/5.1	7.6/5.4	5.3/5.3	4-44.8/3-45.3	3-30/6-46			
Kansas State	2-5/5-13	0-1/1-2	23:30/36:30	-13:00	6.9/6.2	12.0/4.8	10.0/5.8	2-20.5/5-45.2	7-67/4-31			
TEXAS TECH	4-9/8-17	0-0/3-3	23:18/36:42	-13:24	5.5/3.2	14.1/7.2	9.2/5.4	3-43.3/5-38.2	7-80/3-15			
TCU	9-16/6-16	0-1/1-4	30:31/29:29	1:02	7.4/3.7	5.9/6.0	6.8/4.8	3-38.3/6-38.7	6-42/4-49			
Oklahoma	4-15/6-13	1-2/1-1	24:53/35:07	-10:14	5.9/6.6	7.4/15.2	6.5/8.9	6-40.0/5-39.2	3-22/4-54			
Colorado	7-14/6-16	1-1/1-3	32:24/27:36	4:48	4.6/2.1	10.2/6.7	7.1/4.7	4-47.8/6-41.3	5-42/5-35			
Totals	77-178/76-195	5-12/11-27	375:00/405:00	-30:00	4.5/4.6	9.1/7.6	6.7/5.9	59-41.7/73-41.6	643/606			

Note: Game totals are displayed in the format TEAM/OPPONENT for each category



2016 STATISTICS

GAME-BY-GAME TEAM STATS

Date	Opponent	No.	--RUSHING--			--RECEIVING--				-----PASSING-----				--KICK RET--				--PUNT RET--				tot off
			Yds	TD	Lg	No.	Yds	TD	Lg	Cmp	Att	Int	Yds	TD	Lg	No	Yds	TD	Lg	No	Yds	
Sep 03, 2016	SOUTHEASTERN LA.	38	144	4	26	25	253	2	24	25-35-0	253	2	24	1	11	0	11	2	60	0	57	397
Sep 10, 2016	CENTRAL MICHIGAN	26	50	0	17	28	288	3	32	28-44-1	288	3	32	1	9	0	9	2	36	0	18	338
Sep 17, 2016	PITTSBURGH	32	100	4	67	26	540	2	91	26-46-0	540	2	91	2	34	0	19	4	34	0	11	640
Sep 24, 2016	at Baylor	55	213	3	38	27	279	0	32	27-46-1	279	0	32	3	51	0	20	0	0	0	0	492
Oct 1, 2016	TEXAS	43	163	3	30	19	392	3	54	19-28-0	392	3	54	2	38	0	20	1	8	0	8	555
Oct 08, 2016	IOWA STATE	33	108	1	33	26	351	4	42	26-44-0	351	4	42	1	18	0	18	1	0	0	0	459
Oct 22, 2016	at Kansas	46	230	4	32	18	252	1	47	18-27-0	252	1	47	2	53	0	27	1	12	0	12	482
Oct 29, 2016	WEST VIRGINIA	31	85	1	8	26	273	3	33	26-36-0	273	3	33	2	51	0	30	1	7	0	7	358
Nov 05, 2016	at Kansas State	26	180	1	26	29	457	5	82	29-38-2	457	5	82	1	17	0	17	1	0	0	0	637
Nov 12, 2016	TEXAS TECH	38	210	4	31	20	395	2	82	20-28-0	395	2	82	4	74	0	27	0	0	0	0	605
Nov 19, 2016	at TCU	45	334	3	32	17	207	1	63	17-35-0	207	1	63	2	33	0	22	1	-5	0	0	541
Dec 03, 2016	at Oklahoma	37	217	2	32	11	186	0	54	11-25-0	186	0	54	5	162	0	56	0	0	0	0	403
Dec 29, 2016	vs Colorado	41	189	2	37	23	338	3	46	23-33-0	338	3	46	1	6	0	6	0	0	0	0	527
Totals		491	2223	32	67	295	4211	29	91	295-465-4	4211	29	91	27	557	0	56	14	152	0	57	6434
Opponent		548	2515	22	79	263	3287	22	89	263-431-14	3287	22	89	53	969	0	38	16	15	0	19	5802

Date	Opponent	-----TACKLES-----				-SACKS-	-FUMBLE-			Pass	Blkd	Kick	-Kicks--XPTS-			Saf	Pts	
		Solo	Ast	Total	TFL-Yds		No-Yds	FF	FR-Yds				Int-Yds	OBH	Brk			Att-Mad
Sep 03, 2016	SOUTHEASTERN LA.	45	24	69	12.0-53	3.0-21	2	4-9	0-0	1	3	1	8-7	0	0	0	0	61
Sep 10, 2016	CENTRAL MICHIGAN	42	18	60	7.0-38	3.0-27	1	1-9	1--1	4	5	0	3-3	0	0	0	0	27
Sep 17, 2016	PITTSBURGH	51	22	73	11.0-34	2.0-14	0	0-0	1-3	3	5	0	6-6	0	0	0	0	45
Sep 24, 2016	at Baylor	40	28	68	5.0-14	1.0-6	1	1-0	1-0	0	4	0	3-3	0	0	0	0	24
Oct 1, 2016	TEXAS	61	18	79	5.0-10	2.0-5	0	0-0	1-14	3	2	3	6-5	0	0	0	0	49
Oct 08, 2016	IOWA STATE	55	18	73	10.0-42	7.0-38	1	1-0	2-0	1	6	0	5-5	0	0	0	0	38
Oct 22, 2016	at Kansas	52	6	58	3.0-10	0.0-0	1	1-0	2-91	0	5	1	5-5	0	0	0	0	44
Oct 29, 2016	WEST VIRGINIA	46	28	74	5.0-39	4.0-38	1	1-5	2-85	1	4	0	4-4	0	0	0	0	37
Nov 05, 2016	at Kansas State	56	2	58	6.0-19	2.0-8	1	0-0	1-0	0	0	0	5-5	0	1	0	0	43
Nov 12, 2016	TEXAS TECH	58	24	82	6.0-21	2.0-14	1	1-0	0-0	4	2	0	6-6	0	0	0	0	45
Nov 19, 2016	at TCU	42	30	72	8.0-24	2.0-9	0	0-0	2-0	0	2	1	4-4	0	0	0	0	31
Dec 03, 2016	at Oklahoma	33	54	87	3.0-8	1.0-6	2	1-0	0-0	0	3	0	2-2	0	0	0	0	20
Dec 29, 2016	vs Colorado	32	36	68	9.0-27	3.0-20	1	0-0	1-1	6	3	0	5-5	0	0	0	0	38
Totals		613	308	921	90.0-339	32.0-206	12	11-23	14-193	23	44	6	62-60	0	1	0	0	502
Opponent		577	272	849	81.0-309	32.0-201	8	10-21	4-54	24	41	4	43-37	0	1	0	0	345

Date	Opponent	No	Yds	-----PUNTING-----							-FIELD GOALS-			-----KICKOFFS-----					
				Avg	Long	Blkd	TB	FC	50+	I20	Att-Made	Lg	Blkd	No	Yds	Avg	TB	OB	
Sep 03, 2016	SOUTHEASTERN LA.	4	167	41.8	48	1	0	0	0	0	2	2-2	32	0	11	683	62.1	2	0
Sep 10, 2016	CENTRAL MICHIGAN	5	190	38.0	46	0	0	2	0	5	2-2	53	0	6	378	63.0	2	1	
Sep 17, 2016	PITTSBURGH	7	303	43.3	65	1	0	3	2	4	2-1	45	0	8	514	64.2	5	1	
Sep 24, 2016	at Baylor	2	94	47.0	56	0	0	0	1	1	2-1	28	0	5	298	59.6	1	0	
Oct 1, 2016	TEXAS	6	276	46.0	53	0	0	2	2	2	2-2	26	0	9	583	64.8	2	0	
Oct 08, 2016	IOWA STATE	9	364	40.4	57	0	1	4	2	5	1-1	30	0	7	444	63.4	2	0	
Oct 22, 2016	at Kansas	4	168	42.0	53	0	0	2	2	1	3-3	32	0	9	569	63.2	5	0	
Oct 29, 2016	WEST VIRGINIA	4	179	44.8	59	0	0	0	2	3	4-3	32	0	8	520	65.0	7	0	
Nov 05, 2016	at Kansas State	2	41	20.5	34	1	0	1	0	1	0-0	0	0	7	429	61.3	2	0	
Nov 12, 2016	TEXAS TECH	3	130	43.3	53	0	0	2	1	2	1-1	27	0	8	515	64.4	6	0	
Nov 19, 2016	at TCU	3	115	38.3	52	0	0	0	1	3	2-1	27	0	6	371	61.8	3	0	
Dec 03, 2016	at Oklahoma	6	240	40.0	58	0	0	4	1	3	3-2	30	0	5	297	59.4	0	0	
Dec 29, 2016	vs Colorado	4	191	47.8	54	0	0	1	2	3	2-1	28	0	7	449	64.1	4	0	
Totals		59	2458	41.7	65	3	1	21	16	35	26-20	53	0	96	6050	63.0	41	2	
Opponent		73	3036	41.6	66	0	3	34	12	22	15-10	48	2	65	4062	62.5	38	2	



2016 STATISTICS

GAME-BY-GAME OPPONENT TEAM STATS

Date	Opponent	--RUSHING--				--RECEIVING--				-----PASSING-----				--KICK RET--				--PUNT RET--				tot off
		No.	Yds	TD	Lg	No.	Yds	TD	Lg	Cmp	Att	Int	Yds	TD	Lg	No	Yds	TD	Lg	No	Yds	
Sep 03, 2016	SOUTHEASTERN LA.	46	97	1	26	4	106	0	55	4-14-0	106	0	55	9	150	0	26	2	15	0	19	203
Sep 10, 2016	CENTRAL MICHIGAN	26	50	0	19	31	368	4	42	31-43-1	368	4	42	3	57	0	26	1	-6	0	0	418
Sep 17, 2016	PITTSBURGH	54	290	3	50	14	237	1	60	14-30-1	237	1	60	2	31	0	16	1	7	0	7	527
Sep 24, 2016	at Baylor	37	136	1	29	18	387	4	89	18-28-1	387	4	89	4	46	0	14	1	1	0	0	523
Oct 1, 2016	TEXAS	49	329	4	62	21	239	1	49	21-33-1	239	1	49	7	143	0	25	3	18	0	10	568
Oct 08, 2016	IOWA STATE	42	165	1	40	25	283	3	59	25-44-2	283	3	59	5	92	0	23	2	-9	0	0	448
Oct 22, 2016	at Kansas	33	204	1	54	24	250	1	68	24-40-2	250	1	68	4	53	0	20	0	0	0	0	454
Oct 29, 2016	WEST VIRGINIA	41	209	1	20	24	212	1	20	24-39-2	212	1	20	1	27	0	27	2	1	0	2	421
Nov 05, 2016	at Kansas State	56	345	4	35	12	87	0	32	12-18-1	87	0	32	5	142	0	38	0	0	0	0	432
Nov 12, 2016	TEXAS TECH	44	142	3	15	35	376	3	33	35-52-0	376	3	33	2	31	0	20	1	2	0	2	518
Nov 19, 2016	at TCU	39	145	0	40	20	198	1	23	20-33-2	198	1	23	3	50	0	24	2	-8	0	0	343
Dec 03, 2016	at Oklahoma	52	341	2	79	13	288	3	69	13-19-0	288	3	69	5	83	0	23	0	0	0	0	629
Dec 29, 2016	vs Colorado	29	62	1	16	22	256	0	42	22-38-1	256	0	42	3	64	0	28	1	-6	0	0	318
Opponent totals		548	2515	22	79	263	3287	22	89	263-431-14	3287	22	89	53	969	0	38	16	15	0	19	5802
Oklahoma State		491	2223	32	67	295	4211	29	91	295-465-4	4211	29	91	27	557	0	56	14	152	0	57	6434

Date	Opponent	-----TACKLES-----				--SACKS--		--FUMBLE--			Pass Brk	Blkd Kick	--Kicks--XPTS--			Saf	Pts	
		Solo	Ast	Total	TFL-Yds	No-Yds	FF	FR-Yds	Int-Yds	OBH			Att-Mad	Run	Rcv			
Sep 03, 2016	SOUTHEASTERN LA.	40	32	72	8.0-31	3.0-19	0	1-0	0-0	3	1	1	1-1	0	0	0	0	7
Sep 10, 2016	CENTRAL MICHIGAN	41	20	61	8.0-34	4.0-29	0	0-0	1-0	2	4	0	3-3	0	0	0	0	30
Sep 17, 2016	PITTSBURGH	40	16	56	10.0-42	3.0-22	1	2-2	0-0	0	6	1	5-5	0	0	0	0	38
Sep 24, 2016	at Baylor	60	38	98	13.0-53	4.0-26	3	3-0	1-25	7	5	0	5-5	0	0	0	0	35
Oct 1, 2016	TEXAS	48	16	64	7.0-29	3.0-20	0	0-0	0-0	2	2	1	4-1	0	0	0	0	31
Oct 08, 2016	IOWA STATE	46	8	54	6.0-16	1.0-6	0	0-0	0-0	1	4	0	4-4	0	0	0	0	31
Oct 22, 2016	at Kansas	57	8	65	6.0-32	5.0-31	1	1-0	0-0	3	2	0	2-2	0	0	0	0	20
Oct 29, 2016	WEST VIRGINIA	49	14	63	4.0-9	1.0-5	0	0-0	0-0	0	1	0	2-2	0	0	0	0	20
Nov 05, 2016	at Kansas State	47	0	47	3.0-14	1.0-9	0	1-0	2-29	0	2	1	5-4	0	0	0	0	37
Nov 12, 2016	TEXAS TECH	42	12	54	4.0-20	2.0-18	1	1-19	0-0	0	2	0	6-5	0	0	0	0	44
Nov 19, 2016	at TCU	39	38	77	5.0-10	2.0-7	1	1-0	0-0	2	5	0	1-0	0	0	0	0	6
Dec 03, 2016	at Oklahoma	36	26	62	3.0-8	2.0-7	1	0-0	0-0	2	3	0	5-5	0	0	0	0	38
Dec 29, 2016	vs Colorado	32	44	76	4.0-11	1.0-2	0	0-0	0-0	2	4	0	0-0	0	1	0	0	8
Opponent totals		577	272	849	81.0-309	32.0-201	8	10-21	4-54	24	41	4	43-37	0	1	0	0	345
Oklahoma State		613	308	921	90.0-339	32.0-206	12	11-23	14-193	23	44	6	62-60	0	1	0	0	502

Date	Opponent	-----PUNTING-----								--FIELD GOALS--			-----KICKOFFS-----					
		No	Yds	Avg	Long	Blkd	TB	FC	50+	I20	Att-Made	Lg	Blkd	No	Yds	Avg	TB	OB
Sep 03, 2016	SOUTHEASTERN LA.	7	255	36.4	51	0	0	2	1	2	1-0	0	1	2	74	37.0	1	0
Sep 10, 2016	CENTRAL MICHIGAN	6	259	43.2	46	0	0	2	0	1	1-1	30	0	5	293	58.6	3	1
Sep 17, 2016	PITTSBURGH	11	466	42.4	53	0	0	5	1	4	1-1	48	0	7	450	64.3	5	0
Sep 24, 2016	at Baylor	4	173	43.2	53	0	1	2	1	0	0-0	0	0	6	387	64.5	3	0
Oct 1, 2016	TEXAS	5	226	45.2	51	0	0	3	2	3	1-0	0	0	6	373	62.2	4	0
Oct 08, 2016	IOWA STATE	6	245	40.8	50	0	0	4	1	2	1-1	35	0	6	385	64.2	5	0
Oct 22, 2016	at Kansas	4	183	45.8	66	0	0	1	2	1	3-2	40	1	5	319	63.8	3	0
Oct 29, 2016	WEST VIRGINIA	3	136	45.3	49	0	1	1	0	0	3-2	36	0	5	313	62.6	2	1
Nov 05, 2016	at Kansas State	5	226	45.2	56	0	1	0	1	2	1-1	43	0	7	455	65.0	6	0
Nov 12, 2016	TEXAS TECH	5	191	38.2	57	0	0	1	1	2	1-1	27	0	6	389	64.8	3	0
Nov 19, 2016	at TCU	6	232	38.7	48	0	0	3	0	3	0-0	0	0	2	113	56.5	0	0
Dec 03, 2016	at Oklahoma	5	196	39.2	43	0	0	5	0	1	1-1	34	0	7	446	63.7	2	0
Dec 29, 2016	vs Colorado	6	248	41.3	52	0	0	5	2	1	1-0	0	0	1	65	65.0	1	0
Opponent totals		73	3036	41.6	66	0	3	34	12	22	15-10	48	2	65	4062	62.5	38	2
Oklahoma State		59	2458	41.7	65	3	1	21	16	35	26-20	53	0	96	6050	63.0	41	2



2016 STATISTICS

INDIVIDUAL GAME HIGHS

Rushes	25	Hill, Justice vs Texas (Oct 1, 2016)
Yards Rushing	162	Hill, Justice at Kansas (Oct 22, 2016)
TD Rushes	4	Childs, Rennie vs Pittsburgh (Sep 17, 2016)
Long Rush	67	Childs, Rennie vs Pittsburgh (Sep 17, 2016)
Pass attempts	46	Rudolph, Mason vs Pittsburgh (Sep 17, 2016)
Pass completions	29	Rudolph, Mason at Kansas State (Nov 05, 2016)
Yards Passing	540	Rudolph, Mason vs Pittsburgh (Sep 17, 2016)
TD Passes	5	Rudolph, Mason at Kansas State (Nov 05, 2016)
Long Pass	91	Rudolph, Mason vs Pittsburgh (Sep 17, 2016)
Receptions	11	McCleskey, Jalen vs Central Michigan (Sep 10, 2016)
		McCleskey, Jalen vs West Virginia (Oct 29, 2016)
Yards Receiving	296	Washington, James vs Pittsburgh (Sep 17, 2016)
TD Receptions	2	Seales, Jhajuan vs Southeastern La. (Sep 03, 2016)
		Washington, James vs Pittsburgh (Sep 17, 2016)
		McCleskey, Jalen vs Texas (Oct 1, 2016)
		Washington, James vs Iowa State (Oct 08, 2016)
		Lacy, Chris vs West Virginia (Oct 29, 2016)
Long Reception	91	Washington, James at Kansas State (Nov 05, 2016)
Field Goals	3	Washington, James vs Pittsburgh (Sep 17, 2016)
		Grogan, Ben at Kansas (Oct 22, 2016)
Long Field Goal	53	Grogan, Ben vs West Virginia (Oct 29, 2016)
Punts	9	Ammendola, Matt vs Central Michigan (Sep 10, 2016)
Punting Avg	47.8	Sinor, Zach vs Iowa State (Oct 08, 2016)
Long Punt	65	Sinor, Zach vs Colorado (Dec 29, 2016)
Punts inside 20	5	Sinor, Zach vs Pittsburgh (Sep 17, 2016)
		Sinor, Zach vs Central Michigan (Sep 10, 2016)
		Sinor, Zach vs Iowa State (Oct 08, 2016)
Long Punt Return	57	Sanders, Barry J. vs Southeastern La. (Sep 03, 2016)
Long Kickoff Return	56	Sanders, Barry J. at Oklahoma (Dec 03, 2016)
Tackles	19	Sterns, Jordan at Oklahoma (Dec 03, 2016)
Sacks	2.5	Osborne, DeQuinton vs Iowa State (Oct 08, 2016)
		Taylor, Vincent vs West Virginia (Oct 29, 2016)
Tackles For Loss	4.0	Walterscheid, Cole vs Pittsburgh (Sep 17, 2016)
Interceptions	1	Richards, Ramon vs Central Michigan (Sep 10, 2016)
		Richards, Ramon vs Pittsburgh (Sep 17, 2016)
		Burton, Jordan at Baylor (Sep 24, 2016)
		Sterns, Jordan vs Texas (Oct 1, 2016)
		Burton, Jordan vs Iowa State (Oct 08, 2016)
		Moncrief, Derrick vs Iowa State (Oct 08, 2016)
		Sterns, Jordan at Kansas (Oct 22, 2016)
		Osborne, DeQuinton at Kansas (Oct 22, 2016)
		Richards, Ramon vs West Virginia (Oct 29, 2016)
		Henry, Kevin vs West Virginia (Oct 29, 2016)
		Sterns, Jordan at Kansas State (Nov 05, 2016)
		Phillips, Justin at TCU (Nov 19, 2016)
		Pipkins, Lenzy at TCU (Nov 19, 2016)
		Lampkin, Ashton vs Colorado (Dec 29, 2016)

TEAM GAME HIGHS

Rushes	55	at Baylor (Sep 24, 2016)
Yards Rushing	334	at TCU (Nov 19, 2016)
Yards Per Rush	7.4	at TCU (Nov 19, 2016)
TD Rushes	4	vs Southeastern La. (Sep 03, 2016)
		vs Pittsburgh (Sep 17, 2016)
		at Kansas (Oct 22, 2016)
		vs Texas Tech (Nov 12, 2016)
Pass attempts	46	vs Pittsburgh (Sep 17, 2016)
		at Baylor (Sep 24, 2016)
Pass completions	29	at Kansas State (Nov 05, 2016)
Yards Passing	540	vs Pittsburgh (Sep 17, 2016)
Yards Per Pass	14.1	vs Texas Tech (Nov 12, 2016)
TD Passes	5	at Kansas State (Nov 05, 2016)
Total Plays	101	at Baylor (Sep 24, 2016)
Total Offense	640	vs Pittsburgh (Sep 17, 2016)
Yards Per Play	10.0	at Kansas State (Nov 05, 2016)
Points	61	vs Southeastern La. (Sep 03, 2016)
Sacks By	7	vs Iowa State (Oct 08, 2016)
First Downs	30	at Baylor (Sep 24, 2016)
Penalties	8	vs Pittsburgh (Sep 17, 2016)
Penalty Yards	80	vs Texas Tech (Nov 12, 2016)
Turnovers	4	at Baylor (Sep 24, 2016)
Interceptions By	2	vs Iowa State (Oct 08, 2016)
		at Kansas (Oct 22, 2016)
		vs West Virginia (Oct 29, 2016)
		at TCU (Nov 19, 2016)
Punts	9	vs Iowa State (Oct 08, 2016)
Punting Avg	47.8	vs Colorado (Dec 29, 2016)
Long Punt	65	vs Pittsburgh (Sep 17, 2016)
Punts inside 20	5	vs Central Michigan (Sep 10, 2016)
		vs Iowa State (Oct 08, 2016)
Long Punt Return	57	vs Southeastern La. (Sep 03, 2016)

OPPONENT INDIVIDUAL GAME HIGHS

Rushes	37	Perine, Samaje, at Oklahoma (Dec 03, 2016)
Yards Rushing	239	Perine, Samaje, at Oklahoma (Dec 03, 2016)
TD Rushes	3	Ertz, Jesse, at Kansas State (Nov 05, 2016)
Long Rush	79	Mixon, Joe, at Oklahoma (Dec 03, 2016)
Pass attempts	51	Mahomes, P., vs Texas Tech (Nov 12, 2016)
Pass completions	34	Mahomes, P., vs Texas Tech (Nov 12, 2016)
Yards Passing	387	Russell, Seth, at Baylor (Sep 24, 2016)
TD Passes	4	Rush, Cooper, vs Central Michigan (Sep 10, 2016)
		Russell, Seth, at Baylor (Sep 24, 2016)
Long Pass	89	Russell, Seth, at Baylor (Sep 24, 2016)
Receptions	9	Sims, Steven, at Kansas (Oct 22, 2016)
Yards Receiving	175	Zamora, Ishmael, at Baylor (Sep 24, 2016)
TD Receptions	2	Conklin, Tyler, vs Central Michigan (Sep 10, 2016)
		Zamora, Ishmael, at Baylor (Sep 24, 2016)
		Platt, Chris, at Baylor (Sep 24, 2016)
		Lazard, Allen, vs Iowa State (Oct 08, 2016)
		Platt, Chris, at Baylor (Sep 24, 2016)
Long Reception	89	Wyman, Matthew, at Kansas (Oct 22, 2016)
Field Goals	2	Molina, Mike, vs West Virginia (Oct 29, 2016)
Long Field Goal	48	Blewitt, C., vs Pittsburgh (Sep 17, 2016)
Punts	11	Winslow, R., vs Pittsburgh (Sep 17, 2016)
Punting Avg	45.8	Moos, Cole, at Kansas (Oct 22, 2016)
Long Punt	66	Moos, Cole, at Kansas (Oct 22, 2016)
Punts inside 20	4	Winslow, R., vs Pittsburgh (Sep 17, 2016)
Long Punt Return	19	Tillman, J., vs Southeastern La. (Sep 03, 2016)
Long Kickoff Return	38	Pringle, Byron, at Kansas State (Nov 05, 2016)
Tackles	16	Smithson, Fish, at Kansas (Oct 22, 2016)
Sacks	2.0	Price, E., vs Pittsburgh (Sep 17, 2016)
		Hall, Jason, vs Texas (Oct 1, 2016)
		Okoronkwo, O., at Oklahoma (Dec 03, 2016)
Tackles For Loss	4.5	Blanchard, T., at Baylor (Sep 24, 2016)
Interceptions	1	Cox, Josh, vs Central Michigan (Sep 10, 2016)
		Stewart, Orion, at Baylor (Sep 24, 2016)
		Reed, D.J., at Kansas State (Nov 05, 2016)
		Shelley, Duke, at Kansas State (Nov 05, 2016)

OPPONENT TEAM GAME HIGHS

Rushes	56	at Kansas State (Nov 05, 2016)
Yards Rushing	345	at Kansas State (Nov 05, 2016)
Yards Per Rush	6.7	vs Texas (Oct 1, 2016)
TD Rushes	4	vs Texas (Oct 1, 2016)
		at Kansas State (Nov 05, 2016)
Pass attempts	52	vs Texas Tech (Nov 12, 2016)
Pass completions	35	vs Texas Tech (Nov 12, 2016)
Yards Passing	387	at Baylor (Sep 24, 2016)
Yards Per Pass	15.2	at Oklahoma (Dec 03, 2016)
TD Passes	4	vs Central Michigan (Sep 10, 2016)
		at Baylor (Sep 24, 2016)
Total Plays	96	vs Texas Tech (Nov 12, 2016)
Total Offense	629	at Oklahoma (Dec 03, 2016)
Yards Per Play	8.9	at Oklahoma (Dec 03, 2016)
Points	44	vs Texas Tech (Nov 12, 2016)
Sacks By	5	at Kansas (Oct 22, 2016)
First Downs	35	vs Texas Tech (Nov 12, 2016)
Penalties	8	vs Pittsburgh (Sep 17, 2016)
Penalty Yards	73	vs Pittsburgh (Sep 17, 2016)
Turnovers	4	vs Southeastern La. (Sep 03, 2016)
Interceptions By	2	at Kansas State (Nov 05, 2016)
Punts	11	vs Pittsburgh (Sep 17, 2016)
Punting Avg	45.8	at Kansas (Oct 22, 2016)
Long Punt	66	at Kansas (Oct 22, 2016)
Punts inside 20	4	vs Pittsburgh (Sep 17, 2016)
Long Punt Return	19	vs Southeastern La. (Sep 03, 2016)



2016 STATISTICS

GAME-BY-GAME PLAYER PARTICIPATION

Name	GP/GS	SLU	CMU	UP	BU	UT	ISU	KU	WVU	KS	TTU	TCU	OU	CU
41 Abbott, Britton	12/-	XXX	XXX	XXX	...	XXX	XXX	XXX	XXX	XXX	XXX	XXX	XXX	XXX
9 Akem, Gyasi	13/-	XXX	XXX	XXX	XXX	XXX	XXX	XXX	XXX	XXX	XXX	XXX	XXX	XXX
39 Allan, Max	2/-	XXX	XXX
49 Ammendola, Matt	13/-	XXX	XXX	XXX	XXX	XXX	XXX	XXX	XXX	XXX	XXX	XXX	XXX	XXX
40 Averette, D.	13/12	START	START	START	START	START	START	START	START	START	START	START	XXX	START
98 Bakari, Taaj	1/-	XXX
1D Balous, Bryce	2/-	XXX	XXX
48 Bassett, Dawson	8/-	XXX	XXX	XXX	XXX	XXX	XXX	XXX	XXX
38 Berry, Theo	1/-	XXX
6X Brown, Keenen	8/1	XXX	XXX	START	XXX	XXX	...	XXX	XXX	XXX
1X Bundage, Calvin	11/-	XXX	XXX	XXX	...	XXX	XXX	...	XXX	XXX	XXX	XXX	XXX	XXX
20 Burton, Jordan	12/11	START	START	START	START	START	START	START	START	START	START	...	START	XXX
2J Carr, Jeff	7/-	XXX	XXX	XXX	XXX	XXX	XXX	XXX
32 Carson, Chris	9/2	START	START	XXX	XXX	XXX	XXX	XXX	XXX	XXX
99 Carter, Trey	11/-	XXX	XXX	...	XXX	XXX	XXX	XXX	...	XXX	XXX	XXX	XXX	XXX
23 Childs, Rennie	12/1	XXX	XXX	START	XXX	XXX	XXX	XXX	XXX	XXX	XXX	XXX	...	XXX
3E Cook, Chance	12/-	XXX	XXX	XXX	XXX	XXX	XXX	XXX	XXX	XXX	XXX	XXX	XXX	...
14 Cornelius, T.	2/-	XXX	XXX
60 Crabtree, Zach	13/13	START	START	START	START	START	START	START	START	START	START	START	START	START
2X Curry, Darius	12/-	XXX	XXX	XXX	XXX	XXX	XXX	XXX	XXX	...	XXX	XXX	XXX	XXX
79 Daniels,Darrion	13/-	XXX	XXX	XXX	XXX	XXX	XXX	XXX	XXX	XXX	XXX	XXX	XXX	XXX
97 Davis, Eric	12/-	XXX	XXX	XXX	...	XXX	XXX	XXX	XXX	XXX	XXX	XXX	XXX	XXX
3X Edison-McGruder	13/4	XXX	XXX	XXX	XXX	XXX	START	XXX	XXX	XXX	START	XXX	START	START
62 Ferguson, Tyler	2/-	XXX	XXX
31 Flowers, Tre	13/12	START	START	START	START	START	START	START	START	START	XXX	START	START	START
85 Frazier, Jordan	6/-	XXX	XXX	XXX	XXX	XXX	XXX
66 Galeai, Lemaefe	3/-	XXX	XXX	XXX
5A Gilliam, Melvin	1/-	XXX
22 Green, A.J.	9/-	XXX	XXX	XXX	XXX	XXX	XXX	XXX	XXX	XXX
18 Green, Z.	5/-	XXX	XXX	...	XXX	XXX	XXX
19 Grogan, Ben	13/-	XXX	XXX	XXX	XXX	XXX	XXX	XXX	XXX	XXX	XXX	XXX	XXX	XXX
25 Harper, Madre	12/-	XXX	...	XXX	XXX	XXX	XXX	XXX	XXX	XXX	XXX	XXX	XXX	XXX
17 Hays, Austin	13/1	XXX	XXX	XXX	XXX	XXX	START	XXX	XXX	XXX	XXX	XXX	XXX	XXX
2H Henry, Kevin	13/-	XXX	XXX	XXX	XXX	XXX	XXX	XXX	XXX	XXX	XXX	XXX	XXX	XXX
27 Hill, Justice	13/10	XXX	XXX	XXX	START	START	START	START	START	START	START	START	START	START
59 Hockett, Matt	1/-	XXX
70 Hughes, Ben	1/-	XXX
47 Jarwin, Blake	13/7	START	XXX	START	START	START	START	XXX	XXX	XXX	START	START	XXX	XXX
24 Kearse, Malik	1/-	XXX
75 Keyes, Marcus	13/13	START	START	START	START	START	START	START	START	START	START	START	START	START
9X Kolar, John	1/-	XXX
15 Lacy, Chris	12/1	...	XXX	XXX	XXX	XXX	XXX	XXX	XXX	START	XXX	XXX	XXX	XXX
6 Lampkin, Ashton	13/13	START	START	START	START	START	START	START	START	START	START	START	START	START
95 Leveni, Vili	9/1	XXX	XXX	XXX	XXX	START	XXX	XXX	XXX	XXX
71 Lundblade, Brad	13/13	START	START	START	START	START	START	START	START	START	START	START	START	START
90 Maile, Motekiai	13/11	START	START	START	START	START	START	START	START	START	XXX	START	XXX	START
1 McCleskey,Jalen	13/10	START	START	START	START	START	XXX	XXX	START	START	START	XXX	START	START
2E McKnight, Cole	1/-	XXX
42 Metcalf, Keegan	13/-	XXX	XXX	XXX	XXX	XXX	XXX	XXX	XXX	XXX	XXX	XXX	XXX	XXX
36 Moncrief, D.	13/1	XXX	XXX	XXX	XXX	XXX	XXX	XXX	XXX	XXX	START	XXX	XXX	XXX
52 Morgan, Tanner	10/-	XXX	XXX	XXX	XXX	XXX	XXX	XXX	XXX	XXX	XXX	...
5 Morrow, Jerel	13/-	XXX	XXX	XXX	XXX	XXX	XXX	XXX	XXX	XXX	XXX	XXX	XXX	XXX
78 Mucha, Matthew	3/-	XXX	XXX	XXX
30 Neph, Cole	6/-	XXX	XXX	XXX	XXX	XXX	XXX
87 Newell, Grant	10/-	XXX	XXX	XXX	XXX	XXX	XXX	XXX	XXX	XXX	XXX
33 Newsome,Matthew	1/-	XXX
68 Noel, Deionte	1/-	XXX
88 Obialo, Obi	4/-	XXX	XXX	XXX	...	XXX
91 Osborne, D.	11/-	XXX	XXX	XXX	XXX	...	XXX	XXX	XXX	XXX	XXX	XXX	...	XXX
93 Owens, Jarrell	13/12	START	START	START	START	XXX	START	START	START	START	START	START	START	START
81 Parker, Austin	1/-	XXX
51 Pertile,Brandon	1/-	XXX
11 Phillips,Justin	13/2	XXX	XXX	XXX	XXX	XXX	XXX	XXX	XXX	XXX	START	XXX	START	XXX
4 Pipkins, Lenzy	13/-	XXX	XXX	XXX	XXX	XXX	XXX	XXX	XXX	XXX	XXX	XXX	XXX	XXX
83 Redwine-Bryant	1/-	XXX
7 Richards, Ramon	13/13	START	START	START	START	START	START	START	START	START	START	START	START	START
67 Richards, Shane	4/-	XXX	XXX	...	XXX	XXX
64 Robinson, Jesse	9/-	XXX	XXX	XXX	XXX	XXX	...	XXX	XXX	...	XXX	XXX
2 Rudolph, Mason	13/13	START	START	START	START	START	START	START	START	START	START	START	START	START
77 Salako, Victor	13/13	START	START	START	START	START	START	START	START	START	START	START	START	START
26 Sanders,Barry J	13/-	XXX	XXX	XXX	XXX	XXX	XXX	XXX	XXX	XXX	XXX	XXX	XXX	XXX
81 Seales, Jhajuan	13/13	START	START	START	START	START	START	START	START	START	START	START	START	START
29 Sinor, Zach	13/-	XXX	XXX	XXX	XXX	XXX	XXX	XXX	XXX	XXX	XXX	XXX	XXX	XXX
13 Sterns, Jordan	12/12	START	START	START	START	START	...	START	START	START	START	START	START	START
80 Stoner, Dillon	4/-	XXX	XXX	XXX	XXX
96 Taylor, Vincent	13/13	START	START	START	START	START	START	START	START	START	START	START	START	START
3F Tillmon, Terry	10/-	XXX	XXX	XXX	XXX	XXX	XXX	XXX	XXX	XXX	XXX
12 Tucker, Kirk	13/1	XXX	XXX	XXX	XXX	XXX	XXX	XXX	XXX	XXX	XXX	START	XXX	XXX
86 Veatch, Zac	13/7	XXX	START	XXX	XXX	XXX	START	START	START	XXX	XXX	START	START	START
63 Walkingstick, S	6/-	XXX	XXX	XXX	...	XXX	XXX	XXX
82 Walterscheid, C	13/13	START	START	START	START	START	START	START	START	START	START	START	START	START
28 Washington, J.	13/12	START	START	START	START	START	XXX	START	START	START	START	START	START	START
89 Webber, Tralund	13/-	XXX	XXX	XXX	XXX	XXX	XXX	XXX	XXX	XXX	XXX	XXX	XXX	XXX
2G Westbrook, W.	1/-	XXX
45 Whitener, Chad	12/12	START	START	START	START	START	START	START	START	START	...	START	START	START
56 Williams, Larry	6/5	START	START	START	START	START	XXX
72 Wilson, Johnny	3/-	XXX	XXX	XXX
74 Wilson, Michael	9/8	XXX	START	START	START	START	START	START	START	START



Records

With over 5,000 career rushing yards to his credit,
Thurman Thomas is the all-time leading rusher in
Oklahoma State history.





SCHOOL RECORDS - TEAM SINGLE GAME

SCORING

Points Scored	134	vs. Phillips (1914)
Points Scored (modern era)	84	vs. Savannah State (2012)
Points in a Half	88	vs. Phillips (1914)
Points in a Half (modern era)	56	vs. Kansas (2011)
	56	vs. Southern Illinois (1973)
Points in a Quarter	53	vs. Phillips (1914)
Points in a Quarter (modern era)	35	vs. Savannah State (2012)
	35	vs. Kansas (2011)
	35	vs. Baylor (2002)
	35	vs. So. Illinois (1973)
Touchdowns Scored	12	vs. Savannah State (2012)

OFFENSE

First Downs	39	vs. Louisiana (2012)
Rushes Attempted	76	at Colorado (1983)
	76	vs. Kansas State (1976)
Net Rushing Yards	580	vs. UT-Arlington (1972)
TDs scored by Rush	9	vs. Savannah State (2012)
Passes Attempted	60	at Arizona (2012)
	60	at Texas A&M (2011)
Passes Completed	47	at Texas A&M (2011)
Passing Yards	574	vs. Tulsa (2010)
TDs scored by Pass	8	vs. Tulsa (2010)
Passes Had Intercepted	6	vs. Nebraska (1981)
Completion Pct. (min. 20 att.)	86.4 (19-22)	vs. Fresno State (1997)
Completion Pct. (bowl)	82.8 (24-29)	vs. Wyoming (1988)
Total Plays	101	at Baylor (2016)
	101	at Colorado (1983)
Total Offensive Yards	742	vs. Louisiana (2012)
Most Yards Per Play	10.5	vs. Iowa State (2008)
Most All-Purpose Yards	920	vs. Tulsa (2010)
Fumbles by OSU	15	vs. Kansas (1974)
Fumbles Lost by OSU	8	vs. Denver (1948)

DEFENSE

Fewest First Downs Allowed	4	at Baylor (1999)
Fewest Rushing Yards Allowed	-33	at Kansas State (1980)
Fewest Passing Yards Allowed	-3	at Arkansas (1974)
	-3	vs. Kansas State (1955)
Fewest Total Yards Allowed	29	at Kansas State (1947)

Most Tackles	124	at Colorado (1985)
Most Sacks	9.0	vs. Baylor (1998)
Most Tackles for Loss	20.0	Iowa State (1986)
Most Pass Breakups	14	at Oklahoma (2001)
Turnovers Forced by OSU	10	vs. Detroit (1942)
Interceptions by OSU	10	vs. Detroit (1942)
Interception Return Yards by OSU	145	at Baylor (2001)
Fumbles Forced by OSU	5	vs. Baylor (2000)
Fumbles Recovered by OSU	7	vs. Baylor (1972)
	7	vs. Tulsa (1952)
	7	vs. Oklahoma (1948)
Fumble Return Yards by OSU	93	at Kansas (2002)

SPECIAL TEAMS

Punts	22	vs. Kansas (1923)
Punting Average	60.4	vs. Nebraska (2010)
Punt Returns	9	vs. Savannah State (2012)
	9	vs. Texas Tech (1943)
Punt Return Yards	208	vs. Drake (1946)
Punt Return Average (min. 2 returns)	62.0	vs. TCU (2013)
Kickoff Returns	11	vs. Oklahoma (1946)
	11	vs. Texas A&M (2005)
Kickoff Return Yards	228	vs. Oklahoma (2008)
	228	vs. Oklahoma (2010)
Kicks Blocked by OSU	3	vs. Texas (2016)
	3	vs. Missouri State (2014)
Field Goals Made by OSU	5	vs. TCU (2012)
	5	vs. Missouri (1982)
Field Goals Attempted by OSU	6	vs. Northern Iowa (1990)

MISCELLANEOUS TEAM

Most Penalties Committed	16	at Kansas (1988)
	16	vs. Wyoming (1989)
Most Yards Penalized	167	at Arizona (2012)
Fewest Penalties Committed	1	9 times, last vs. Kansas State (2013)
Fewest Yards Penalized	5	5 times, last vs. Stanford (2011)
Most Time of Possession	43:59	vs. Utah State (1996)
Least Time of Possession	18:13	vs. Stanford (2011)





SCHOOL RECORDS - TEAM SINGLE SEASON

OFFENSE

Points Scored	633	2011
Scoring Average		
10 game season	23.5	1942
11 game season	27.5	1973, 1998
12 game season	48.7	1988
13 game season	48.7	2011
Touchdowns Scored	81	2011
Rushes Attempted	707	1972
Net Rushing Yards	3,812	1988
Touchdowns Scored by Rush	54	1988
Yards Per Rush	6.23	1988
Rushing Yards Per Game	317.9	1972
Passes Attempted	596	2011
Passes Completed	429	2011
Passing Yards	5,034	2011
Most Passes Had Intercepted	24	1971
Fewest Passes Had Intercepted	4	2016
Completion Percentage	72.0 (429-596)	2011
Touchdowns scored by Pass	40	2011
Highest Pass Efficiency (min. 200 att.)	164.73	2008
Fewest Passes Had Broken Up	14	1988
Yards Per Pass Attempt	9.7	2008
Passing Yards Per Game	387.2	2011
Pass Completions Per Game	33.00	2011
Pass Attempts Per Game	45.85	2011
Total Offense Plays	1014	2012
Total Offense Yards	7,111	2012
Total Offense Yards Per Play	7.21	1988
Total Offense Yards Per Game	547.0	2012
All-Purpose Yards	8,817	2012
All-Purpose Yards Per Game	678.2	2012
First Downs	346	2012
First Downs Per Game	26.6	2012
Third-Down Conversions Made	90	2011
Third-Down Conversion Pct.	50.4 (65-129)	1988
Fourth-Down Conversions Made	14	2006, 2008
Fourth-Down Conversion Pct.	80.0 (8-10)	2015
Most Time of Possession Per Game	33:26	1997
Least Time of Possession Per Game	26:18	2011
Fewest Turnovers Lost	9	2004
Fewest Fumbles	10	2004
Fewest Fumbles Lost	4	2004
Most Turnovers Lost	44	1976
Most Fumbles	63	1974
Most Fumbles Lost	29	1973
Fewest Sacks Allowed	10	2010
Fewest Yards Allowed From Sacks	65	2009
Fewest Tackles For Loss Allowed	46	1983
Fewest Yards Allowed From Tackles For Loss	135	2009
Fewest Quarterback Hurries Allowed	2	1999

DEFENSE

Fewest Points Allowed	63	1945
Lowest Scoring Average Allowed		
10 game season	11.6	1942
11 game season	16.2	1975
12 game season	12.3	1984
13 game season	21.6	2014
Fewest Touchdowns Allowed	17	1984, 1985
Fewest First Downs Allowed	79	1945
Fewest First Downs Allowed Per Game	8.9	1941
Lowest Third Down Conversion Pct. Allowed	29.1 (49-168)	1983
Lowest Fourth Down Conversion Pct. Allowed (min. 10 att)	21.4 (3-14)	1997, 2001
Fewest Rushing Attempts Allowed	330	1941
Fewest Rushing Yards Allowed	869	1945
Fewest Rushing Yards Allowed Per Game	95.8	2009
Fewest Yards Allowed Per Rush	2.43	1981
Fewest Rushing Touchdowns Allowed	5	1983
Fewest Pass Completions Allowed	38	1955

Fewest Pass Attempts Allowed	104	1955
Fewest Passing Yards Allowed (min. 200 att.)	1,131	1974
Fewest Passing Yards Allowed/Game (min. 200 att.)	102.8	1974
Fewest Yards Allowed Per Pass Attempt	4.41	1958
Fewest Yards Allowed Per Pass Completion	10.1	2010
Lowest Completion Pct. Allowed	33.3	1960
Best Pass Efficiency Defense (min. 200 att.)	74.25	1974
Fewest Passing Touchdowns Allowed	4	1967

Fewest Total Offense Plays Allowed	478	1941
Fewest Total Offense Yards Allowed (min. 11 games)	2,781	1981
Fewest Total Offense Yards Allowed Per Game	188.3	1945
Fewest Total Yards Allowed Per Play	3.62	1973

Most Turnovers Gained	54	1983
Most Passes Intercepted By	29	1972
Most Fumbles Forced	30	1976
Most Fumbles Recovered	31	1976

Most Tackles	1091	2003
Most Sacks	43.0	1984
Most Yards From Sacks	380	2003
Most Tackles For Loss	112.0	1998
Most Yards From Tackles For Loss	505	1998
Most Passes Broken Up	83	1985
Most Quarterback Hurries	46	2003
Most Safeties Recorded	4	1984

SPECIAL TEAMS

Field Goals Made	28	2012
Field Goals Attempted	34	2012
Field Goal Percentage (min. 10 FGM)	88.9 (16-18)	2003
Longest Field Goal	56	1981
Punts	89	1946
Average Yards Per Punt	46.3	2012
Longest Punt	82	1996
Punts Returned	43	1948
Punt Return Yards	802	1947
Yards Per Punt Return	18.40	2008
Longest Punt Return	95	2013
Touchdowns By Punt Return	3	2003, 2010
Kickoffs Returned	59	2008
Kickoff Return Yards	1,408	2008
Yards Per Kickoff Return	26.83	2001
Longest Kickoff Return	100, five times, last in	2013
Touchdowns By Kickoff Return	2, several times, last in	2014
Most Kicks Blocked	8	1971
Fewest Punts Attempted	37	1988, 2008
Fewest Punt Returns Allowed	13	1988, 2008
Fewest Punt Return Yards Allowed	15	2016
Fewest Yards Per Punt Return Allowed	0.94	2016
Fewest Kickoff Return Yards Allowed	254	1962
Fewest Yards Per Kickoff Return Allowed	14.1	1962
Two-Point Conversions Attempted	13	1958
Successful Two-Point Conversion Attempts	8	1958

MISCELLANEOUS TEAM

Best Turnover Margin	+21	1983, 2011
Worst Turnover Margin	-15	2005
Most Non-Offensive Touchdowns Scored	9	2010
Most Penalties Committed	116	2002
Most Yards Penalized	931	2002
Most Penalty Yards Per Game	72.2	1997
Fewest Penalties Committed	44	1986
Fewest Yards Penalized	354	1986
Fewest Penalty Yards Per Game	32.2	1986



SCHOOL RECORDS - INDIVIDUAL

SINGLE GAME

OFFENSE

Points Scored	42	Rashaun Woods vs SMU (2003)
Touchdowns Scored	7	Rashaun Woods vs SMU (2003)
Rushing Attempts	49	Bobby Cole vs Iowa State (1970)
Rushing Yards	332	Barry Sanders vs Texas Tech (1988)
Rushing Touchdowns	5	Barry Sanders vs. Wyoming (1988)
	5	Barry Sanders vs Kansas (1988)
	5	Barry Sanders vs Tulsa (1988)
Rushing Yards In A Half	217	Barry Sanders vs Kansas (1988)
Yards Per Carry (min 10 rushes)	13.5	Keith Toston vs. Missouri St (2008)
Passes Attempted	60	Wes Lunt at Arizona (2012)
	60	Brandon Weeden at Texas A&M (2011)
Passes Completed	47	Brandon Weeden at Texas A&M (2011)
Passing Yards	540	Mason Rudolph vs Pittsburgh (2016)
Passing Yards In A Half	372	Mason Rudolph vs Pittsburgh (2016)
Passing Touchdowns	7	Josh Fields vs SMU (2003)
Highest Completion Pct.		
Min. 10 attempts	100.0 (11-11)	Wes Lunt vs. Savannah St. (2012)
Min. 20 attempts	88.9 (24-27)	J.W. Walsh at UTSA (2013)
Bowl Game	83.3 (20-24)	Mike Gundy vs Wyoming (1988)
Most Passes Had Intercepted	5	Ike Jackson vs. Colorado (1982)
	5	Gary Porter at Colorado (1992)
Highest Efficiency Rating		
Min. 10 attempts	311.5	Josh Fields vs. Baylor (2002)
Min. 20 attempts	258.6	Mason Rudolph vs. TCU (2015)
Receptions	16	Alex Loyd vs Kansas (1949)
Receiving Yards	300	Adarius Bowman at Kansas (2006)
Receiving Touchdowns	7*	Rashaun Woods vs SMU (2003)
Receiving Touchdowns in a Half	5*	Rashaun Woods vs. SMU (2003)
Total Offensive Plays	67	Clint Chelf vs. Missouri (2013)
Total Offensive Yards	522	Mason Rudolph vs Pittsburgh (2016)
All-Purpose Yards	386	Barry Sanders vs. Kansas (1988)

DEFENSE

Tackles	27	Gary Darnell vs. Texas Tech (1969)
Sacks	4.0	Gary Lewis vs. Colorado (1982)
Tackles For Loss	5.0	Keith Burns at Kansas (1992)
	5.0	Jason Gildon vs. Kansas St. (1991)
	5.0	Gary Lewis vs. Colorado (1982)
	5.0	Nathan Peterson at Baylor (2007)
	5.0	Vernon Victor at Houston (1987)
Fumbles Forced	2	Most recent Tyler Johnson vs. Purdue (2012)
Fumbles Recovered	3	Pagitte McGee at Florida Atlantic (2005)
Fumble Return Yards	93	Terrance Robinson at Kansas (2002)
Interceptions	5*	Lee Cook vs Detroit (1942)
Interception Return Yards	112	Bob Fenimore vs Denver (1944)
Pass Breakups	5	Darrent Williams vs. Texas Tech (2003)

SPECIAL TEAMS

PAT Conversions	12	Quinn Sharp vs. Savannah St. (2012)
Consecutive PAT Conversions	12	Quinn Sharp vs. Savannah St. (2012)
Points Scored by a Kicker	19	Quinn Sharp vs. Louisiana (2011)
Field Goals Made	5	Quinn Sharp vs. TCU (2012)
	5	Larry Roach vs Missouri (1982)
Field Goals Attempted	6	Cary Blanchard vs. Northern Iowa (1990)
Punts	22	Ralph Higgins vs Kansas (1923)
Punting Yards	656	Quinn Sharp at Oklahoma (2009)
Avg. Yards Per Punt (min. 2)	60.4	Quinn Sharp vs Nebraska (2010)
Punts Downed Inside the 20	6	Zach Sinor at West Virginia (2015)
	6	Barry Vincent vs. Colorado (1991)
Kicks Blocked	2	Vincent Taylor vs. Texas (2016)
	2	Zack Craig vs. Texas Tech (2012)
	2	Leslie O'Neal vs. Missouri (1984)
Punt Returns	9	Bob Fenimore vs Texas Tech (1943)
Punt Return Yards	181	Bob Fenimore vs Texas Tech (1943)
Kickoff Returns	6	7 times, last by Jeff Carr vs. Baylor (2015)
Kickoff Return Yards	208	Chris Massey vs Baylor (2001)
Yards Per Kick Return (min. 2)	63.5	Justin Gilbert vs. West Virginia (2012)

SINGLE SEASON

OFFENSE

Points Scored	264*	Barry Sanders (1988)
Average Points Scored Per Game	22.0*	Barry Sanders (1988)
Touchdowns Scored	44*	Barry Sanders (1988)
Average Touchdowns Scored Per Game	3.7*	Barry Sanders (1988)
Most Games Scoring Two or More TDs	12*	Barry Sanders (1988)
Most Consec. Games With Two or More TDs	12*	Barry Sanders (1988)
Most Games Scoring 3 or More Touchdowns	10*	Barry Sanders (1988)
Most Consec. Games Scoring 3 or More TDs	5*	Barry Sanders (1988)
Most TDs Scored by 2 Players, Same Team	60*	Barry Sanders and Hart Lee Dykes (1988)
Most Points Scored by 2 Players, Same Team	360*	Barry Sanders and Hart Lee Dykes (1988)
Rushing Attempts	373	Barry Sanders (1988)
Rushing Yards	2,850*	Barry Sanders (1988)
Average Rushing Yards Per Game	237.5*	Barry Sanders (1988)
Average Yards Per Carry (min. 282 carries)	7.64*	Barry Sanders (1988)
Fewest Yards Lost	0 (185)	Robert Turner (1975)
(min. 50 carries)	0 (59)	Walt Garrison (1963)
	0 (51)	Lee Cook (1951)
Rushing Touchdowns	42*	Barry Sanders (1988)
Average Rushing Touchdowns Per Game	3.5*	Barry Sanders (1988)
Most Games with 2 or More Rushing TDs	12*	Barry Sanders (1988)
Most 300-Yard Rushing Games	4*	Barry Sanders (1988)
Most Consecutive 200-Yard Rushing Games	6*	Barry Sanders (1988)
Most Rushing Yards in 3 Consecutive Games	937*	Barry Sanders (1988)
Most Rushing Yards in 4 Consecutive Games	1,159*	Barry Sanders (1988)
Most Rushing Yards in 5 Consecutive Games	1,472*	Barry Sanders (1988)
Most Rushing Yards in 6 Consecutive Games	1,694*	Barry Sanders (1988)
Consecutive 100-Yard Rushing Games	12	Barry Sanders (1988)
Consecutive Games With Rushing TD	12	Barry Sanders (1988)
Passes Completed	409	Brandon Weeden (2011)
Passes Attempted	565	Brandon Weeden (2011)
Passing Yards	4,727	Brandon Weeden (2011)
Passing Touchdowns	37	Brandon Weeden (2011)
Highest Completion Pct.	72.4 (409-565)	Brandon Weeden (2011)
Pass Efficiency (min. 100 attempts)	170.1	J.W. Walsh (2012)
Yards Per Pass (min 100 attempts)	9.8	Zac Robinson (2008)
Yards Per Completion (min. 100 att)	19.1	Brent Blackman (1972)
Passing Yards Per Game	363.6	Brandon Weeden (2011)
Interception Avoidance	0.9 (4-448)	Mason Rudolph (2016)
Most Passes Had Intercepted	21	Tony Pounds (1970)
Receptions	122	Justin Blackmon (2011)
Receiving Yards	1,782	Justin Blackmon (2010)
Receiving Touchdowns	20	Justin Blackmon (2010)
Yards Per Catch (min. 30 receptions)	20.91	D'Juan Woods (2004)
Receptions Per Game	9.38	Justin Blackmon (2011)
Consecutive Games With TD Catch	12*	Justin Blackmon (2010)
Consec. Games With 100 Rec. Yds.	12*	Justin Blackmon (2010)
Total Offensive Yards	4,625	Brandon Weeden (2011)
Total Offense Per Game	355.8	Brandon Weeden (2011)
Total Offense Per Play	8.70	J.W. Walsh (2012)
Touchdowns Responsible For	44	Barry Sanders (1988)
All-Purpose Yards	3,526*	Barry Sanders (1988)
Average All-Purpose Yards Per Game	293.8*	Barry Sanders (1988)

* NCAA Record



SCHOOL RECORDS - INDIVIDUAL

DEFENSE

Tackles	183	Mike Green (1982)
Tackles For Loss	21.5	Juqua Thomas (2000)
Yards From Tackles For Loss	139	Gary Lewis (1981)
Sacks	16.0	Leslie O'Neal (1984)
Yards From Sacks	118	Leslie O'Neal (1984)
Passes Intercepted By	8	John Gates (1969)
	8	Adam Hinds (1983)
	8	Alvin Brown (1972)
Interception Return Yards	176	Mark Moore (1985)
Interception Return TDs	2	By 7. Last Justin Gilbert (2013)
Fumbles Forced	5	By 4. Last Dexter Manley (1979)
Fumbles Recovered	7	Phillip Dokes (1974)
Fumble Return Yards	97	Terrance Robinson (2002)
Pass Breakups	17	Darrent Williams (2003)
QB Hurries	19	Emmanuel Ogbah (2015)

SPECIAL TEAMS

PAT Kicks Made	79	Quinn Sharp (2011)
PAT Kicks Attempted	80	Quinn Sharp (2011)
PAT Kick Percentage	100.0	By 16. Last Dan Bailey (2010)
Consecutive PAT Conversions	69	Quinn Sharp (2011)
Field Goals Made	28	Quinn Sharp (2012)
Field Goals Attempted	34	Quinn Sharp (2012)
Field Goal Percentage (min 10 att.)	88.9	Luke Phillips (2003)
Punts	79	Kip Smith (2013)
Punt Yards	3,506	James Benien (1971)
Average Yards Per Punt	46.28	Quinn Sharp (2011)
Kicks Blocked	4	Vincent Taylor (2016)
	4	Rod Warner (1971)
Punt Returns	40	Terance Richardson (1999)
Punt Return Yards	591	Terance Richardson (1999)
Punt Return Average (min. 10 returns)	20.45	Larry Elliott (1963)
Punt Return TDs	2	Josh Stewart (2013)
	2	Dez Bryant (2008)
	2	Darrent Williams (2003)
	2	Barry Sanders (1987)
Kickoff Returns	32	Justin Gilbert (2012)
Kickoff Return Yards	895	Perrish Cox (2008)
Kickoff Return TD	2	By 5, last Justin Gilbert (2012)
Yards Per Kickoff Return (min 10 KR)	34.80	Chris Massey (2001)



Perrish Cox was among the best return men to play at Oklahoma State.

CAREER

OFFENSE

Points Scored	433	Ben Grogan (2013-16)
Touchdowns Scored	60	Barry Sanders (1986-88)
Rushing Attempts	989	Thurman Thomas (1984-87)
Rushing Yards	5,001	Thurman Thomas (1984-87)
Rushing Touchdowns	53	Barry Sanders (1986-88)
Rushing Yards Per Carry (min. 200 att)	6.80	Barry Sanders (1986-88)
Rushing Yards Per Game	118.7	Barry Sanders (1986-88)
Fewest Yards Lost	2 (82)	Garrett Limbrick (1985-88)
(min. 100 att.)	18 (452)	George Palmer (1972-74)
Most Games with 2+ Rushing TDs	12*	Barry Sanders (1988)
Most Consec. Games With 2+ TDs	12*	Barry Sanders (1988)
Most 300-Yard Rushing Games	4*	Barry Sanders (1988)
Passes Completed	767	Brandon Weeden (2008-11)
Passes Attempted	1,103	Brandon Weeden (2008-11)
Passing Yards	9,260	Brandon Weeden (2008-11)
Passing Touchdowns	75	Brandon Weeden (2008-11)
Passing Efficiency	157.6	Brandon Weeden (2008-11)
Highest Completion Pct.	69.5	Brandon Weeden (2008-11)
Yards Per Pass (min. 200 att)	9.1	Mason Rudolph (2014-present)
Yards Per Completion (min 200 att)	18.7	Charlie Weatherbie (1973-76)
Passing Yards Per Game	300.5	Mason Rudolph (2014-present)
Interception Avoidance	1.8 (17-597)	Mason Rudolph (2014-present)
Receptions	293	Rashaun Woods (2000-03)
Receiving Yards	4,414	Rashaun Woods (2000-03)
Receiving Touchdowns	42	Rashaun Woods (2000-03)
Yards Per Reception (min. 60 rec.)	19.23	James Washington (2014-present)
Consec. Games with 100 Yards Receiving	14*	Justin Blackmon (2010-11)
Consec. Games with 100 Rec. yds and a TD	14*	Justin Blackmon (2010-11)
Consec. Games with a Rushing TD	15	Barry Sanders (1987-88)
Consecutive Games with a TD Pass	24	Brandon Weeden (2010-11)
Total Plays	1,425	Zac Robinson (2006-09)
Total Offensive Yards	10,175	Zac Robinson (2006-09)
All-Purpose Yards	6,017	Thurman Thomas (1984-87)

DEFENSE

Tackles	496	John Corker (1976-79)
Tackles For Loss	63.0	Jason Gildon (1990-93)
Sacks	34.0	Leslie O'Neal (1982-85)
Pass Breakups	45	Chris Rockins (1980-83)
QB Hurries	26	Emmanuel Ogbah (2012-15)
Interceptions	18	Bob Fenimore (1943-46)
Interception Return Yards	422	Bob Fenimore (1943-46)
Fumbles Forced	10	Stacey Satterwhite (1988-91)
Fumbles Recovered	14	Phillip Dokes (1974-76)
Fumble Return Yards	97	Terrence Robinson (1999-02)

SPECIAL TEAMS

PAT Kicks Made	229	Ben Grogan (2013-16)
PAT Kicks Attempted	234	Ben Grogan (2013-16)
Consecutive PAT Conversions	181	Dan Bailey (2007-10)
Field Goals Made	69	Larry Roach (1981-84)
Field Goals Attempted	105	Larry Roach (1981-84)
Field Goal Pct. (min 15 att.)	84.7	Quinn Sharp (2009-12)
Punts	249	Scott Elder (1998-2001)
Punt Yards	10,243	Cliff Parsley (1973-76)
Average Yards Per Punt	45.89	Quinn Sharp (2009-12)
Punt Returns	76	Bennie Goodwin (1967-69)
Punt Return Yards	903	Terance Richardson (1995-99)
Punt Return Touchdowns	3	Darrent Williams (2001-04)
	3	Dez Bryant (2007-09)
	3	Barry Sanders (1986-88)
Punt Return Average	21.9	Darrent Williams (2001-04)
Kickoff Returns	117	Perrish Cox (2006-09)
Kickoff Return Yards	2,804	Perrish Cox (2006-09)
Kickoff Return Average	28.08	Chris Massey (1999-02)
Kickoff Return Touchdowns	6	Justin Gilbert (2010-13)

Games Started	51	Andre Sexton (2006-09)
* NCAA Record		



TEAM SINGLE-GAME LISTS

LARGEST MARGIN OF VICTORY

1.	134	Phillips (134-0)	Oct 09, 1914
2.	117	Southwestern Oklahoma (117-0)	Oct 21, 1916
3.	109	Phillips (112-3)	Oct 10, 1913
4.	90	Northwestern Oklahoma (90-0)	Oct 07, 1916
	90	Oklahoma Methodist (90-0)	1912
6.	84	Savannah State (84-0)	Sep 01, 2012
	84	Kingfisher (84-0)	1911
8.	81	Central Oklahoma (81-0)	1912
9.	79	Blackwell College (79-0)	1912
10.	77	Northwestern Oklahoma (77-0)	Nov 06, 1915

LARGEST MARGIN OF VICTORY - MODERN ERA (1945-PRESENT)

1.	84	Savannah State (84-0)	Sep 01, 2012
2.	63	Southern Illinois (70-7)	Sep 29, 1973
3.	60	Texas Tech (66-6)	Nov 12, 2011
4.	59	Wichita State (59-0)	Sep 14, 1974
5.	56	Lamar (59-3)	Sep 14, 2013
6.	55	UTSA (69-14)	Sep 19, 2015
7.	54	Southeastern Louisiana (61-7)	Sep 03, 2016
	54	UTEP (54-0)	Sep 24, 1977
	54	North Texas (61-7)	Sep 27, 1975
10.	53	Louisiana-Lafayette (56-3)	Oct 04, 2003
	53	Kansas State (56-3)	Nov 15, 1975

MOST POINTS SCORED

1.	134	Phillips	Oct 09, 1914
2.	117	Southwestern (OK)	Oct 21, 1916
3.	112	Phillips	Oct 10, 1913
4.	90	Northwestern (OK)	Oct 07, 1916
	90	Oklahoma Methodist	1912
6.	84	Savannah State	Sept 01, 2012
	84	at Kingfisher	1911
8.	81	Central Oklahoma	1912
9.	79	Blackwell College	1912
10.	77	at Northwestern (OK)	Nov 06, 1915

MOST POINTS SCORED - MODERN ERA (1945-PRESENT)

1.	84	Savannah State	Sept 01, 2012
2.	70	at Texas Tech	Oct 31, 2015
	70	Kansas	Oct 08, 2011
	70	Southern Illinois	Sept 29, 1973
5.	69	UTSA	Sep 19, 2015
6.	66	Baylor	Nov 11, 2006
	66	at Texas Tech	Nov 12, 2011
8.	65	Louisiana	Sep 15, 2012
	65	Tulsa	Sep 18, 2010
	65	Washington State	Sept 4, 2010

MOST POINTS SCORED IN A HALF*

1.	88	Phillips	Oct 09, 1914
2.	63	Phillips	Oct 10, 1913
3.	56	Kansas	Oct 08, 2011
	56	Southern Illinois	Sept 29, 1973
5.	49	Savannah State	Sep 01, 2012
	49	at Texas Tech	Nov 12, 2011
	49	Baylor	Nov 23, 2002
8.	45	SMU	Sep 21, 2002
	45	vs. Wyoming	Dec 30, 1988
10.	44	Louisiana	Sep 15, 2012

* Points by quarter/half not available from accounts of the 1912 game vs. Oklahoma Methodist and the 1916 games against Southwestern (OK) and Northwestern (OK)

MOST POINTS SCORED IN A HALF - MODERN ERA (1945-PRESENT)

1.	56	Kansas	Oct 08, 2011
	56	Southern Illinois	Sept 29, 1973
3.	49	Savannah State	Sep 01, 2012
	49	at Texas Tech	Nov 12, 2011
	49	Baylor	Nov 23, 2002
6.	45	SMU	Sep 21, 2002
	45	vs. Wyoming	Dec 30, 1988
8.	44	Louisiana	Sep 15, 2012
9.	42	at Texas Tech	Oct 31, 2015
	42	Houston	Sep 06, 2008

MOST POINTS SCORED IN A QUARTER*

1.	53	Phillips	Oct 09, 1914
2.	35	Savannah State	Sep 01, 2012
	35	Kansas	Oct 08, 2011
	35	Baylor	Nov 23, 2002
	35	Phillips	Oct 09, 1914
	35	Southern Illinois	Sept 29, 1973
7.	30	at Colorado	Oct 29, 1983
8.	28	Southeastern Louisiana	Sep 03, 2016
	28	at Texas Tech	Oct 31, 2015
	28	UTSA	Sep 19, 2015
	28	Texas Tech	Nov 17, 2012
	28	at Texas Tech	Nov 12, 2011
	28	Houston	Sep 06, 2008
	28	Baylor	Nov 11, 2006
	28	Louisiana-Lafayette	Oct 04, 2003
	28	SMU	Sep 21, 2002
	28	vs. Wyoming	Dec 30, 1988
	28	at Iowa State	Nov 19, 1988
	28	Kansas State	Oct 31, 1987

* Points by quarter not available from the 1912 game vs. Oklahoma Methodist, the 1913 game against Phillips and the 1916 games against Southwestern (OK) and Northwestern (OK)

MOST POINTS IN A QUARTER - MODERN ERA (1945-PRESENT)

1.	35	Savannah State	Sep 01, 2012
	35	Kansas	Oct 08, 2011
	35	Baylor	Nov 23, 2002
	35	Southern Illinois	Sept 29, 1973
5.	30	at Colorado	Oct 29, 1983
6.	28	Southeastern Louisiana	Sep 03, 2016
	28	at Texas Tech	Oct 31, 2015
	28	UTSA	Sep 19, 2015
	28	Texas Tech	Nov 17, 2012
	28	at Texas Tech	Nov 12, 2011
	28	Houston	Sep 06, 2008
	28	Baylor	Nov 11, 2006
	28	Louisiana-Lafayette	Oct 04, 2003
	28	SMU	Sep 21, 2002
	28	vs. Wyoming	Dec 30, 1988
	28	at Iowa State	Nov 19, 1988
	28	Kansas State	Oct 31, 1987

MOST TOUCHDOWNS SCORED*

1.	12	Savannah State	Sep 01, 2012
2.	10	at Texas Tech	Oct 31, 2015
	10	Kansas	Oct 08, 2011
	10	Southern Illinois	Sept 29, 1973
5.	9	UTSA	Sep 19, 2015
	9	Baylor	Nov 11, 2006
	9	Kansas	Nov 12, 1988
	9	at Texas Tech	Nov 12, 2011
	9	Baylor	Nov 23, 2002
	9	Washington State	Sept 4, 2010

* The scoring breakdown was not available in records kept from games prior to 1920.

MOST FIRST DOWNS

1.	39	Louisiana	Sep 15, 2012
2.	36	Baylor	Nov 06, 2010
	36	Kansas	Nov 20, 2010
4.	35	Troy	Sep 27, 2008
	35	Wyoming	Sept 06, 2003
	35	Kansas	Nov 12, 1988
7.	34	vs. Wyoming	Dec 30, 1988
8.	33	Kansas	Oct 24, 2015
	33	Savannah State	Sep 01, 2012
	33	at Texas A&M	Sep. 24, 2011
	33	vs. Texas Tech	Dec 04, 1988

MOST RUSHING ATTEMPTS

1.	76	at Colorado	Oct 29, 1983
	76	at Kansas State	Nov 13, 1976
	76	Wichita State	Sep 14, 1974
	76	UT-Arlington	Sep 16, 1972
5.	72	Utah State	Sep 21, 1996
6.	71	Mississippi State	Sep 19, 1998
7.	70	Iowa State	Nov 20, 1982
8.	67	at UCLA	Sep 04, 2004
9.	66	Missouri	Oct 30, 1982
10.	65	vs Texas Tech	Dec. 4, 1988
	65	Colorado	Oct 27, 1984

MOST RUSHING YARDS

1.	580	UT-Arlington	Sep 16, 1972
2.	536	Kansas	Nov 12, 1988
3.	528	Wichita State	Sep 14, 1974
4.	477	UTEP	Sep 24, 1977
5.	467	UT-Arlington	Sep 15, 1973
6.	450	Missouri State	Sep 13, 2008
7.	440	Louisiana-Lafayette	Nov 14, 1998
8.	435	Southern Illinois	Sep 29, 1973
	435	Wichita State	Nov 19, 1949
10.	433	vs Texas Tech	Dec. 4, 1988

MOST RUSHING TOUCHDOWNS*

1.	9	Savannah State	Sept 1, 2012
2.	7	Missouri State	Sep 13, 2008
	7	Southern Illinois	Sep 29, 1973
4.	6	vs Wyoming	Dec 30, 1988
	6	Kansas	Nov 12, 1988
	6	Iowa State	Nov 21, 1987
	6	Tulsa	Oct 1, 1998
	6	Kansas State	Oct 31, 1987
	6	Mississippi State	Sep 19, 1998

* The scoring breakdown was not available in games prior to 1920.

HIGHEST AVERAGE GAIN PER RUSH (20 RUSHES)

1.	12.1	Baylor	Oct 29, 2011	27-327
2.	9.4	Savannah State	Sept 1, 2012	42-395
	9.4	Iowa State	Nov 21, 1987	44-413
4.	9.2	Kansas	Nov 12, 1988	58-536
5.	8.9	Louisiana-Lafayette	Oct 04, 2003	34-303
6.	8.4	Oklahoma	Dec 03, 2011	33-278
7.	8.3	at Iowa State	Nov 19, 1988	40-333
8.	8.2	Kansas	Nov 15, 2003	36-295
9.	8.0	Missouri State	Sep 13, 2008	56-450
10.	7.8	Missouri	Oct 15, 1994	30-235



TEAM SINGLE-GAME LISTS

MOST PASSES ATTEMPTED

1.	60	at Texas A&M	Sep 24, 2011
	60	at Arizona	Sept 8, 2012
3.	58	at Iowa State	Nov 18, 2011
4.	57	vs. Missouri	Jan 3, 2014
5.	56	Kansas State	Oct 3, 2015
6.	53	at Baylor	Dec 01, 2012
	53	Arizona	Sep 08, 2011
8.	51	Baylor	Nov 21, 2015
	51	vs Oregon	Dec 30, 2008
10.	50	at Baylor	Nov 19, 2005
	50	at Missouri	Oct 22, 2011

MOST COMPLETIONS

1.	47	at Texas A&M	Sep 24, 2011
2.	42	at Iowa State	Nov 18, 2011
	42	Arizona	Sep 08, 2011
4.	38	Kansas	Oct 08, 2011
5.	37	at Arizona	Sept 8, 2012
6.	36	Kansas State	Nov 05, 2011
7.	35	Kansas State	Oct 3, 2015
	35	at UTSA	Sep 7, 2013
9.	34	Baylor	Nov 6, 2010
10.	33	vs. Missouri	Jan 3, 2014
	33	at Texas Tech	Nov 12, 2011
	33	at Kansas	Nov 20, 2010
	33	at Missouri	Oct 22, 2011

HIGHEST COMPLETION PERCENTAGE (20 ATTEMPTS)

1.	86.4	Fresno State	Sep 13, 1997	19-22
2.	85.2	at Baylor	Oct 24, 2009	23-27
3.	82.8	vs Wyoming	Dec 30, 1988	24-29
4.	81.4	at UTSA	Sep 7, 2013	35-43
5.	80.5	at Texas Tech	Nov 12, 2011	33-41
6.	79.2	at Iowa State	Nov 07, 2009	19-24
	79.2	Arizona	Sep 08, 2011	42-53
8.	79.1	Baylor	Nov 6, 2010	34-43
9.	78.3	Kansas State	Nov 05, 2011	36-46
	78.3	at Texas A&M	Sep 24, 2011	47-60

MOST PASSING YARDS

1.	574	Tulsa	Sep 18, 2010
2.	540	Pittsburgh	Sep 17, 2016
3.	518	at UTSA	Sep 7, 2013
4.	502	Kansas State	Nov 05, 2011
5.	494	Kansas	Oct 08, 2011
6.	478	at Texas Tech	Oct 31, 2015
7.	476	at Iowa State	Nov 18, 2011
8.	458	Louisiana	Sep 3, 2011
9.	457	at Kansas State	Nov 05, 2016
10.	454	at Texas Tech	Nov 12, 2011

MOST PASSING YARDS PER ATTEMPT (20 ATTEMPTS)

1.	16.3	Baylor	Nov 23, 2013	27-440
2.	15.2	Houston	Sep 06, 2008	21-320
3.	14.4	Iowa State	Nov 01, 2008	29-419
4.	14.1	Texas Tech	Nov 12, 2016	28-395
5.	14.0	Texas	Oct 01, 2016	28-392
6.	13.9	TCU	Nov 07, 2015	27-375
7.	13.3	Tulsa	Sep 18, 2010	43-574
8.	13.2	Oklahoma	Nov 30, 2002	27-357
	13.2	Baylor	Nov 23, 2002	22-290
10.	13.0	vs Wyoming	Dec 30, 1988	29-378

MOST PASSING YARDS PER COMPLETION (10 COMPLETIONS)

1.	22.9	Houston	Sep 06, 2008	14-320
2.	22.3	Baylor	Nov 23, 2002	13-290
3.	22.2	Texas State	Sep 16, 2000	10-222
4.	21.8	Texas Tech	Sep 25, 2014	17-370
5.	21.6	at Baylor	Nov 22, 2014	13-281
	21.6	at Houston	Sep 23, 2006	13-281
7.	21.3	Missouri	Oct 25, 1997	15-319
8.	21.2	Missouri	Oct 17, 1992	13-275
9.	21.0	Baylor	Nov 23, 2013	21-440
	21.0	Iowa State	Nov 01, 2008	20-419

MOST TOUCHDOWN PASSES*

1.	8	Tulsa	Sep 18, 2010
2.	7	Kansas	Oct 08, 2011
	7	at SMU	Sep 20, 2003
4.	6	at UTSA	Sep 7, 2013
	6	at Kansas	Nov 16, 2002
6.	5	at Kansas State	Nov 05, 2016
	5	TCU	Nov 7, 2015
	5	at Texas Tech	Oct 31, 2015
	5	vs Purdue	Jan 01, 2013
	5	Iowa State	Nov 01, 2008
	5	at Texas Tech	Nov 12, 2011
	5	at Louisiana	Oct 08, 2010
	5	at Kansas	Oct 14, 2006
	5	Fresno State	Sep 13, 1997

* The scoring breakdown was not available in games prior to 1920.

MOST PASSES HAD INTERCEPTED

1.	6	Nebraska	Nov 7, 1981
2.	5	at Colorado	Nov 7, 1992
	5	Colorado	Oct 16, 1982
4.	4	Missouri	Dec 4, 1986
	4	vs Ole Miss	Jan. 2, 2010
	4	at Kansas State	Nov 03, 2012
	4	at Baylor	Nov 19, 2005
	4	at Kansas State	Nov 21, 1992
	4	at Oklahoma	Nov 7, 1987
	4	at Kansas State	Oct 12, 2002
	4	at Texas A&M	Oct 15, 2005
	4	at Iowa State	Oct 22, 2005
	4	Kansas State	Oct 23, 1999
	4	at Kansas	Oct 31, 1992
	4	Texas	Oct 31, 2009
	4	UCLA	Sep 14, 2002
	4	at Tulsa	Sep 19, 1982

HIGHEST PASSING EFFICIENCY RATING (11 ATTEMPTS)

1.	291.9	at Colorado	Oct 9, 2004
2.	264.8	Fresno State	Sep 13, 1997
3.	253.7	Texas A&M	Oct 04, 2008
4.	251.3	Baylor	Nov 23, 2013
5.	244.4	TCU	Nov 07, 2015
6.	241.0	Tulsa	Sep 18, 2010
7.	240.3	Iowa State	Nov 01, 2008
8.	232.7	at Kansas	Nov 16, 2002
9.	229.8	Baylor	Nov 23, 2002
10.	228.6	at UTSA	Sep 7, 2013

MOST TOTAL PLAYS

1.	101	at Baylor	Sep 24, 2016	55 rush, 46 pass
	101	at Colorado	Oct 29, 1983	76 rush, 25 pass
3.	96	vs. Missouri	Jan 3, 2014	39 rush, 33 pass
	96	Louisiana	Sep 15, 2012	59 rush, 37 pass
5.	95	Colorado	Oct 16, 1982	62 rush, 33 pass
	95	at Texas A&M	Sep 24, 2011	35 rush, 60 pass
7.	94	Texas Tech	Sep 22, 2007	61 rush, 33 pass
8.	92	vs Texas Tech	Dec. 4, 1988	65 rush, 27 pass
	92	at Louisville	Sep 25, 1982	63 rush, 29 pass
	92	at Arizona	Sept 8, 2012	32 rush, 60 pass

MOST TOTAL YARDS

1.	742	Louisiana	Sep 15, 2012	330 rush, 412 pass
2.	725	Baylor	Nov 6, 2010	290 rush, 435 pass
3.	722	Tulsa	Sep 18, 2010	148 rush, 574 pass
4.	717	Kansas	Nov 12, 1988	536 rush, 181 pass
5.	699	Houston	Sep 06, 2008	379 rush, 320 pass
6.	698	vs Wyoming	Dec 30, 1988	320 rush, 378 pass
7.	682	Iowa State	Nov 01, 2008	263 rush, 419 pass
	682	Savannah State	Sept 1, 2012	395 rush, 287 pass
9.	673	Texas Tech	Oct 18, 2003	352 rush, 321 pass
10.	666	Louisiana	Sep 3, 2011	208 rush, 458 pass

MOST YARDS PER PLAY

1.	10.5	Iowa State	Nov 01, 2008	65-682
2.	10.0	at Kansas State	Nov 05, 2016	64-637
3.	9.7	Houston	Sep 06, 2008	72-699
4.	9.5	Baylor	Oct 29, 2011	63-601
5.	9.4	Tulsa	Sep 18, 2010	77-722
6.	9.3	at Kansas	Nov 16, 2002	59-549
7.	9.2	Kansas	Nov 12, 1988	78-717
	9.2	Texas Tech	Nov 12, 2016	66-605
9.	9.1	Kansas State	Nov 05, 2011	63-575
	9.1	at Houston	Sep 23, 2006	49-446

MOST ALL-PURPOSE YARDS GAINED

1.	920	Tulsa	Sep 18, 2010
2.	903	Savannah State	Sept 1, 2012
3.	886	Baylor	Nov 6, 2010
4.	881	Louisiana	Sep 15, 2012
5.	868	Houston	Sep 06, 2008
6.	859	at Texas Tech	Oct 31, 2015
7.	827	Louisiana	Sep 3, 2011
8.	806	Kansas	Nov 12, 1988
9.	787	at Arizona	Sept 8, 2012
10.	780	Wyoming	Sep 06, 2003

MOST ALL-PURPOSE ATTEMPTS

1.	99	at Colorado	Oct 29, 1983
2.	95	Louisiana	Sep 15, 2012
3.	91	vs Texas Tech	Dec. 4, 1988
	91	at Baylor	Nov 20, 1999
5.	90	Mississippi State	Sep 19, 1998
	90	at Texas A&M	Sep 24, 2011
7.	89	at Kansas	Nov. 4, 1989
8.	88	Colorado	Oct 16, 1982
	88	at Tulsa	Sep 18, 2011
10.	86	at Baylor	Sep 24, 2016
	86	Louisiana-Lafayette	Nov 14, 1998
	86	Texas Tech	Sep 22, 2007



TEAM SINGLE-SEASON LISTS

SCORING

TOTAL POINTS SCORED

1.	633 (81 TD, 80 PAT, 22 FG)	2011
2.	594 (73 TD, 72 PAT, 28 FG)	2012
3.	584 (78 TD, 76 PAT, 13 FG)	1988
4.	575 (71 TD, 68 PAT, 27 FG)	2010
5.	530 (69 TD, 67 PAT, 15 FG)	2008
6.	514 (67 TD, 62 PAT, 16 FG)	2015
7.	508 (68 TD, 67 PAT, 11 FG)	2013
8.	502 (63 TD, 61 PAT, 20 FG)	2016
9.	467 (60 TD, 59 PAT, 16 FG)	2003
10.	458 (61 TD, 58 PAT, 11 FG)	2006

TOUCHDOWNS SCORED

1.	81 (36 rush, 40 rcv, 5 ret)	2011
2.	78 (54 rush, 21 rcv, 3 ret)	1988
3.	73 (35 rush, 34 rcv, 4 ret)	2012
4.	71 (26 rush, 36 rcv, 9 ret)	2010
5.	69 (38 rush, 25 rcv, 6 ret)	2008
6.	68 (35 rush, 26 rcv, 7 ret)	2013
7.	67 (25 rush, 35 rcv, 7 ret)	2015
8.	63 (32 rush, 20 rcv, 2 ret)	2016
9.	61 (28 rush, 27 rcv, 6 ret)	2006
10.	60 (34 rush, 21 rcv, 5 ret)	2003
	60 (30 rush, 26 rcv, 4 ret)	2007

OFFENSE

TOTAL OFFENSE YARDS

1.	7111	2012
2.	7096	2011
3.	6763	2010
4.	6434	2016
5.	6365	1988
6.	6340	2008
7.	6322	2007
8.	6240	2015
9.	5834	2013
10.	5392	2003

TOTAL OFFENSE/GAME

1.	547.0 (13 games)	2012
2.	545.8 (13 games)	2011
3.	530.4 (12 games)	1988
4.	520.2 (13 games)	2010
5.	494.9 (13 games)	2016
6.	487.7 (13 games)	2008
7.	486.3 (13 games)	2007
8.	480.0 (13 games)	2015
9.	448.8 (13 games)	2013
10.	420.4 (8 games)	1945

TOTAL OFFENSE/PLAY (700 PLAYS)

1.	7.21 (883-6365)	1988
2.	7.19 (987-7096)	2011
3.	7.01 (1014-7111)	2012
4.	6.98 (908-6340)	2008
5.	6.89 (982-6763)	2010
6.	6.73 (956-6434)	2016
7.	6.46 (978-6322)	2007
8.	6.39 (977-6240)	2015
9.	6.32 (843-5327)	2006
10.	6.18 (872-5392)	2003

RUSHING YARDS

1.	3812 (612-3812)	1988
2.	3497 (707-3497)	1972
3.	3198 (660-3198)	1973
4.	3191 (582-3191)	2008
5.	3161 (592-3161)	2007
6.	3085 (672-3085)	1976
7.	2952 (665-2952)	1975
8.	2942 (650-2942)	1977
9.	2844 (594-2844)	2004
10.	2831 (522-2831)	2003

RUSHING ATTEMPTS

1.	707 (707-3497)	1972
2.	688 (688-2525)	1974
3.	672 (672-3085)	1976
4.	665 (665-2952)	1975
5.	660 (660-3198)	1973
6.	650 (650-2942)	1977
7.	630 (630-2648)	1997
8.	612 (612-3812)	1988
9.	598 (598-2201)	1983
10.	594 (594-2844)	2004

RUSHING TDS

1.	54	1988
2.	39	1976
	39	1975
4.	38	2008
5.	36	2011
6.	35	2013
	35	1987
	35	2012
9.	34	2003
10.	32	2016
	32	2004

AVERAGE YARDS/RUSH

1.	6.23 (612-3812)	1988
2.	5.48 (582-3191)	2008
3.	5.42 (522-2831)	2003
4.	5.39 (519-2799)	2012
5.	5.34 (592-3161)	2007
6.	5.27 (391-2062)	2011
7.	5.18 (522-2704)	2006
8.	5.04 (450-2267)	2010
9.	4.95 (707-3497)	1972
10.	4.85 (660-3198)	1973

RUSHING YARDS/GAME

1.	317.9 (11 games)	1972
2.	317.7 (12 games)	1988
3.	290.7 (11 games)	1973
4.	286.9 (8 games)	1945
5.	280.5 (11 games)	1976
6.	268.4 (11 games)	1975
7.	267.5 (11 games)	1977
8.	248.7 (11 games)	1982
9.	245.5 (13 games)	2008
10.	243.2 (13 games)	2007

PASS ATTEMPTS

1.	596 (429-596-13)	2011
2.	532 (357-532-14)	2010
3.	517 (325-517-10)	2015
4.	495 (312-495-16)	2012
5.	484 (280-484-13)	2013
6.	465 (295-465-4)	2016

7.	454 (243-454-15)	2002
8.	401 (222-401-17)	2014
9.	386 (229-386-10)	2007
10.	367 (215-367-10)	2001

PASS COMPLETIONS

1.	429 (429-596-13)	2011
2.	357 (357-532-14)	2010
3.	325 (325-517-10)	2015
4.	312 (312-495-16)	2012
5.	295 (295-465-4)	2016
6.	280 (280-484-13)	2013
7.	243 (243-454-15)	2002
8.	229 (229-386-10)	2007
9.	222 (222-401-17)	2014
10.	215 (215-367-10)	2001

PASSING YARDS

1.	5034 (429-596-13)	2011
2.	4591 (325-517-10)	2015
3.	4496 (357-532-14)	2010
4.	4312 (312-495-16)	2012
5.	4211 (295-465-4)	2016
6.	3599 (280-484-13)	2013
7.	3414 (243-454-15)	2002
8.	3161 (229-386-10)	2007
9.	3149 (210-326-10)	2008
	3149 (222-401-17)	2014

PASSING TDS

1.	40	2011
2.	36	2010
3.	35	2015
4.	34	2012
5.	32	2002
6.	29	2016
7.	27	2006
8.	26	2013
	26	2007
10.	25	2008

PASSES HAD INTERCEPTED

1.	24	1971
2.	23	1991
	23	1970
4.	19	1982
	19	1981
6.	18	1992
	18	1968
8.	17	2014
	17	2005
	17	1999

PASS COMPLETION PCT

1.	72.0 (429-596-13)	2011
2.	67.1 (357-532-14)	2010
3.	66.1 (179-271-12)	1988
4.	64.4 (210-326-10)	2008
5.	63.4 (295-465-4)	2016
6.	63.0 (312-495-16)	2012



TEAM SINGLE-SEASON LISTS

7.	62.9 (325-517-10)	2015
8.	60.4 (177-293-6)	1984
9.	59.3 (229-386-10)	2007
10.	58.6 (191-326-14)	1987
	58.6 (215-367-10)	2001

PASS EFFICIENCY

1.	164.7 (210-326-10)	2008
2.	161.9 (179-271-12)	1988
3.	160.7 (429-596-13)	2011
4.	158.4 (295-465-4)	2016
5.	155.9 (325-517-10)	2015
6.	155.2 (357-532-14)	2010
7.	152.4 (312-495-16)	2012
8.	145.2 (229-386-10)	2007
9.	143.7 (174-321-11)	2006
10.	141.7 (104-201-5)	2004

AVERAGE YARDS/PASS (200 ATTEMPTS)

1.	9.7 (326-3161)	2008
2.	9.4 (271 -2553)	1988
3.	9.1 (295-4211)	2016
4.	8.9 (517-4591)	2015
5.	8.7 (495-4312)	2012
6.	8.6 (201-1722)	2004
7.	8.5 (532-4496)	2010
8.	8.4 (596-5034)	2011
9.	8.2 (386-3161)	2007
	8.2 (321-2623)	2006

AVERAGE YARDS/COMPLETION (MIN 10 COMPLETIONS/GAME)

1.	15.5 (115-1777)	1949
2.	15.1 (174-2623)	2006
3.	15.0 (210-3149)	2008
4.	14.4 (124-1783)	1998
	14.4 (114-1641)	1969
6.	14.3 (295-4211)	2016
	14.3 (179-2553)	1988
8.	14.2 (222-3149)	2014
9.	14.1 (131-1853)	1997
	14.1 (325-4591)	2015

PASSING YARDS/GAME

1.	387.2 (13 games)	2011
2.	353.2 (13 games)	2015
3.	345.8 (13 games)	2010
4.	331.7 (13 games)	2012
5.	323.9 (13 games)	2016
6.	276.8 (13 games)	2013
7.	262.6 (13 games)	2002
8.	243.2 (13 games)	2007
9.	242.2 (13 games)	2008
	242.2 (13 games)	2014

PASS COMPLETIONS/GAME

1.	33.00 (13 games)	2011
2.	27.46 (13 games)	2010
3.	25.00 (13 games)	2015
4.	24.00 (13 games)	2012
5.	22.69 (13 games)	2016
6.	21.54 (13 games)	2013
7.	19.55 (11 games)	2001
8.	18.69 (13 games)	2002
9.	17.62 (13 games)	2007
10.	17.18 (11 games)	2000

ALL PURPOSE YARDS

1.	8817	2012
2.	8621	2010
3.	8612	2011
4.	8203	2008
5.	7790	2007
6.	7524	2015
7.	7450	2013
8.	7443	1988
9.	7336	2016
10.	7130	2006

ALL PURPOSE YARDS/GAME

1.	678.2 (13 games)	2012
2.	663.2 (13 games)	2010
3.	662.5 (13 games)	2011
4.	631.0 (13 games)	2008
5.	620.2 (12 games)	1988
6.	599.2 (13 games)	2007
7.	578.8 (13 games)	2015
8.	573.1 (13 games)	2013
9.	564.3 (13 games)	2016
10.	548.5 (13 games)	2006

FIRST DOWNS

1.	346 (13 games)	2012
2.	337 (13 games)	2011
	337 (13 games)	2010
4.	324 (13 games)	2008
5.	310 (13 games)	2007
6.	308 (13 games)	2016
7.	306 (13 games)	2015
8.	287 (13 games)	2013
9.	282 (13 games)	2003
10.	272 (11 games)	1988

FIRST DOWNS PER GAME

1.	26.6 (346 in 13 games)	2012
2.	25.9 (337 in 13 games)	2011
	25.9 (337 in 13 games)	2010
4.	24.9 (324 in 13 games)	2008
5.	24.7 (272 in 11 games)	1988
6.	23.8 (310 in 13 games)	2007
7.	23.7 (308 in 13 games)	2016
8.	23.5 (306 in 13 games)	2015
9.	22.1 (287 in 13 games)	2013
10.	22.0 (242 in 11 games)	1982

DEFENSE

FEWEST POINTS ALLOWED (MIN 10 GAMES)

1.	116 (10 games)	1942
2.	117 (10 games)	1954
3.	126 (10 games)	1960
4.	128 (10 games)	1958
5.	129 (10 games)	1957
6.	134 (10 games)	1947
7.	137 (10 games)	1940
8.	138 (10 games)	1966
9.	140 (10 games)	1967
10.	148 (12 games)	1984

FEWEST POINTS ALLOWED PER GAME

1.	11.60 (10 games)	1942
2.	11.70 (10 games)	1954
3.	12.33 (12 games)	1984
4.	12.60 (10 games)	1960

5.	12.80 (10 games)	1958
6.	12.90 (10 games)	1957
7.	13.40 (10 games)	1947
8.	13.50 (12 games)	1983
9.	13.70 (10 games)	1940
10.	13.80 (10 games)	1966

FEWEST TOTAL YARDS ALLOWED (700 PLAYS DEFENDED)

1.	2781 (11 games)	1981
2.	2818 (11 games)	1973
3.	2827 (10 games)	1967
4.	3081 (11 games)	1974
5.	3318 (12 games)	1984
6.	3338 (11 games)	1982
7.	3430 (11 games)	1976
8.	3433 (10 games)	1969
9.	3507 (10 games)	1964
10.	3524 (11 games)	1986

FEWEST TOTAL YARDS ALLOWED PER GAME (700 PLAYS DEFENDED)

1.	252.82 (11 games)	1981
2.	256.18 (11 games)	1973
3.	276.50 (12 games)	1984
4.	280.09 (11 games)	1974
5.	282.70 (10 games)	1967
6.	303.45 (11 games)	1982
7.	311.82 (11 games)	1976
8.	312.08 (12 games)	1983
9.	314.75 (12 games)	1985
10.	320.36 (11 games)	1986

FEWEST TOTAL YARDS ALLOWED PER PLAY (700 PLAYS DEFENDED)

1.	3.62 (778-2818)	1973
2.	3.64 (764-2781)	1981
3.	3.84 (803-3081)	1974
4.	3.96 (713-2827)	1967
5.	3.98 (834-3318)	1984
6.	4.18 (822-3433)	1969
7.	4.33 (872-3777)	1985
8.	4.39 (862-3782)	1972
9.	4.41 (800-3530)	1975
10.	4.46 (795-3548)	1980

FEWEST RUSHING YARDS ALLOWED

1.	869 (8 games)	1945
2.	943 (9 games)	1941
3.	1100 (9 games)	1948
4.	1140 (7 games)	1943
5.	1150 (10 games)	1940
6.	1196 (11 games)	1981
7.	1245 (13 games)	2009
8.	1256 (12 games)	1983
9.	1314 (11 games)	1998
10.	1357 (10 games)	1942

FEWEST RUSHING YARDS ALLOWED PER GAME

1.	95.8 (13 games)	2009
2.	104.8 (9 games)	1941
3.	108.6 (8 games)	1945
4.	108.7 (11 games)	1981
5.	104.7 (12 games)	1983
6.	114.7 (12 games)	1997
7.	115.0 (10 games)	1940
8.	117.6 (12 games)	1984
9.	119.5 (11 games)	1998
10.	122.2 (9 games)	1948



TEAM SINGLE-SEASON LISTS

FEWEST YARDS ALLOWED PER RUSH

1.	2.67 (471-1256)	1983
2.	2.70 (523-1412)	1984
3.	2.84 (611-1734)	1973
4.	2.86 (330-943)	1941
5.	2.89 (398-1150)	1940
6.	3.00 (415-1245)	2009
7.	3.21 (409-1314)	1998
8.	3.23 (447-1442)	1982
9.	3.30 (584-1925)	1972
	3.30 (376-1242)	1999

FEWEST PASSING YARDS ALLOWED (100 COMPLETIONS DEFENDED)

1.	1331 (11 games)	1986
2.	1383 (11 games)	1978
3.	1406 (11 games)	1976
4.	1469 (11 games)	1970
5.	1553 (10 games)	1969
6.	1585 (11 games)	1981
7.	1625 (10 games)	1968
8.	1675 (11 games)	1980
9.	1704 (11 games)	1979
10.	1857 (11 games)	1972

FEWEST PASS YDS. ALLOWED PER GAME (100 COMPLETIONS DEFENDED)

1.	102.8 (11 games)	1974
2.	105.4 (11 games)	1977
3.	121.0 (11 games)	1986
4.	125.7 (11 games)	1978
5.	127.8 (11 games)	1976
6.	133.5 (11 games)	1970
7.	135.4 (11 games)	1985
8.	144.1 (11 games)	1981
9.	152.3 (11 games)	1980
10.	154.9 (11 games)	1979

FEWEST YARDS ALLOWED PER PASS (200 ATTEMPTS DEFENDED)

1.	5.00 (226-1131)	1974
2.	5.63 (276-1553)	1969
3.	5.83 (272-1585)	1981
	5.83 (541-3153)	2013
5.	5.95 (311-1850)	1985
	5.95 (206-1226)	1952
7.	6.02 (244-1469)	1970
8.	6.11 (504-3078)	2009
9.	6.13 (311-1906)	1984
10.	6.14 (345-2119)	1992

PASS EFFICIENCY DEFENSE (TRACKED SINCE 1982)

1.	92.64	1985
2.	93.09	1984
3.	104.56	2013
4.	104.90	1987
5.	106.67	1983
6.	108.21	1988
7.	109.38	1999
8.	109.99	1997
9.	110.16	1986
10.	110.19	1982

FEWEST FIRST DOWNS ALLOWED (700 PLAYS DEFENDED)

1.	157 (10 games)	1967
2.	161 (11 games)	1981
3.	170 (11 games)	1973
4.	176 (11 games)	1974
5.	181 (11 games)	1975
6.	182 (11 games)	1982
	182 (10 games)	1962
8.	187 (11 games)	1976
9.	189 (12 games)	1984
	189 (10 games)	1964

FEWEST FIRST DOWNS ALLOWED PER GAME (700 PLAYS DEFENDED)

1.	14.64	1981
2.	15.45	1973
3.	15.70	1967
4.	15.75	1984
5.	16.00	1974
6.	16.45	1975
7.	16.55	1982
8.	17.00	1976
9.	17.73	1977
10.	17.91	1980

INTERCEPTIONS

1.	29	1972
2.	28	1983
3.	24	2011
4.	22	1976
	22	1969
6.	21	2013
	21	1985
	21	1984
9.	20	1987
10.	19	2010
	19	1974

INTERCEPTION RETURN YARDS

1.	444 (21-444)	1984
2.	425 (29-425)	1972
3.	404 (23-404)	1976
4.	337 (21-337)	2013
5.	324 (19-324)	2010
6.	306 (21-306)	1985
7.	280 (24-280)	2011
8.	279 (28-279)	1983
9.	278 (16-278)	1964
10.	274 (15-274)	1981

INTERCEPTION RETURN TDS

1.	4	1984
2.	3	1985
	3	2010
	3	2001
	3	1972
6.	2, Several times, most recently:	2015

FUMBLE RETURNS (TRACKED SINCE 1982)

1.	7 (7-128)	2011
2.	6 (6-92)	2006
3.	5 (5-85)	2000
4.	4 (4-108)	2009
	4 (4-77)	2012
	4 (4-20)	1999
	4 (4-6)	1987
8.	3 (3-23)	2016
9.	2 (2-132)	2013
	2 (2-97)	2002

2 (2-50)	1993
2 (2-48)	2004
2 (2-39)	2008
2 (2-28)	2015
2 (2-17)	1985
2 (2-15)	1992
2 (2-9)	2005

FUMBLE RETURN YARDS (TRACKED SINCE 1982)

1.	132 (2-132)	2013
2.	128 (7-128)	2011
3.	108 (4-108)	2009
4.	97 (2-97)	2002
5.	92 (6-92)	2006
6.	85 (5-85)	2000
7.	77 (4-77)	2012
8.	63 (1-63)	2010
9.	50 (2-50)	1993
10.	48 (2-48)	2004

FUMBLE RETURN TDS (TRACKED SINCE 1982)

1.	3	2015
	3	2006
2.	2	2016
	2	2013
	2	2011
	2	1999
5.	1	2010
	1	2012
	1	1985
	1	2009
	1	2004
	1	2001
	1	2002
	1	1993

TOTAL TACKLES

1.	1091	2003
2.	989	1985
3.	987	2011
4.	970	2015
5.	963	2002
6.	948	1987
7.	941	2007
8.	940	2010
9.	937	2013
10.	936	1994

UNASSISTED TACKLES

1.	777	2010
2.	761	2012
3.	738	2011
4.	724	2014
5.	716	2002
6.	715	2003
7.	707	2013
8.	684	2015
9.	670	2009
10.	640	2007

ASSISTED TACKLES

1.	561	1985
2.	559	1984
3.	496	1996
4.	493	1983
5.	446	1986
6.	437	1990
7.	425	1987
8.	387	1993
9.	376	2003
10.	373	2001



TEAM SINGLE-SEASON LISTS

TACKLES FOR LOSS (TRACKED SINCE 1969)

1.	112.0 (112-505)	1998
2.	100.0 (100-398)	2006
3.	97.0 (97-366)	2014
	97.0 (97-311)	1986
5.	96.0 (96-452)	1999
6.	95.0 (95-344)	2015
	95.0 (95-336)	2013
8.	91.0 (91-339)	2011
9.	90.0 (90-339)	2016
	90.0 (90-311)	2012

YARDS FROM TACKLES FOR LOSS (TRACKED SINCE 1969)

1.	505 (112/505)	1998
2.	478 (77/478)	1981
3.	452 (96/452)	1999
4.	433 (80/433)	1983
5.	422 (86/422)	1973
6.	398 (100/398)	2006
7.	386 (71/386)	1984
8.	381 (78/381)	1979
9.	366 (97/366)	2014
10.	364 (67/364)	1982

QUARTERBACK SACKS (TRACKED SINCE 1981)

1.	44.0 (44/317)	1983
2.	43.0 (43/345)	1998
3.	42.0 (42/306)	1984
	42.0 (42/380)	1981
5.	40.0 (40/231)	2015
6.	37.0 (37/250)	2006
7.	36.0 (36/241)	1982
8.	34.0 (34/203)	2014
	34.0 (34/245)	2003
	34.0 (34/270)	1999

YARDS FROM SACKS (TRACKED SINCE 1981)

1.	380 (42/380)	1981
2.	345 (43/345)	1998
3.	317 (44/317)	1983
4.	306 (43/306)	1984
5.	270 (32/270)	1999
6.	250 (37/250)	2006
7.	245 (32/245)	2003
8.	241 (36/241)	1982
9.	231 (40/231)	2015
10.	223 (28/223)	2002

TURNOVERS GAINED

1.	54 (28 INT, 26 FR)	1983
2.	52 (29 INT, 23 FR)	1972
3.	47 (19 INT, 28 FR)	1974
4.	44 (24 INT, 20 FR)	2011
5.	43 (22 INT, 21 FR)	1976
6.	42 (14 INT, 28 FR)	1968
7.	41 (10 INT, 31 FR)	1976
8.	39 (20 INT, 19 FR)	1987
	39 (16 INT, 23 FR)	1970
	39 (23 INT, 16 FR)	1969
	39 (25 INT, 14 FR)	1958

FUMBLES FORCED

1.	30	1976
2.	28	1979
3.	21	1978
4.	20	1981
5.	19	2006
6.	18	2011
	18	1980
8.	16	2004
	16	1987
10.	15	2013
	15	2010
	15	1989

FUMBLES RECOVERED

1.	32	1976
2.	28	1974
	28	1968
4.	26	1983
5.	25	1957
6.	23	1978
	23	1972
	23	1970
	23	1966
10.	20	2011
	20	1971

PASS BREAKUPS

1.	83	1985
2.	73	2002
3.	71	1976
4.	69	2009
5.	65	2008
6.	64	2000
7.	63	2011
	63	1978
9.	60	2013
10.	57	2010

QB HURRIES

1.	90	1985
2.	46	2003
3.	36	2012
4.	35	2015
5.	33	2009
6.	32	2011
7.	31	2008
8.	29	2013
9.	23	2016
	23	2010

BLOCKED KICKS

1.	8	1971
2.	6	2016
	6	2014
	6	1967
	6	2000
6.	5	1980
	5	1981
8.	4	2013
	4	2008
	4	2005
	4	1974

SPECIAL TEAMS

PAT KICKS MADE

1.	79 (79-80)	2011
2.	75 (75-75)	1988
3.	72 (72-72)	2012
4.	68 (68-70)	2010
5.	67 (67-68)	2013
6.	65 (65-65)	2008
7.	62 (62-66)	2015
8.	60 (60-62)	2016
9.	59 (59-60)	2003
10.	58 (58-59)	2007
	58 (58-59)	2007

PAT KICKS ATTEMPTED

1.	80 (79-80)	2011
2.	75 (75-75)	1988
3.	72 (72-72)	2012
4.	70 (68-70)	2010
5.	68 (67-68)	2013
6.	66 (62-66)	2015
7.	65 (65-65)	2008
8.	62 (60-62)	2016
9.	60 (59-60)	2003
10.	59 (58-59)	2007
	59 (57-59)	2006

PAT KICK PCT

1.	100.0 (46-46)	2009
	100.0 (75-75)	1988
	100.0 (72-72)	2012
	100.0 (41-41)	2014
	100.0 (17-17)	1992
	100.0 (65-65)	2008
	100.0 (19-19)	1993
	100.0 (21-21)	1990
	100.0 (27-27)	2001
	100.0 (31-31)	1985
	100.0 (32-32)	1999

TWO-POINT CONVERSIONS ATTEMPTED

1.	13 (8-13)	1958
2.	11 (4-11)	1959
3.	10 (5-10)	1968
4.	7 (4-7)	1997
5.	6 (5-6)	1973
	6 (4-6)	1982
	6 (3-6)	1990
	6 (2-6)	1987
	6 (2-6)	1961
10.	5 (3-5)	1995
	5 (2-5)	1980

SUCCESSFUL TWO-POINT CONVERSIONS

1.	8 (8-13)	1958
2.	5 (5-6)	1973
	5 (5-10)	1968
4.	4 (4-6)	1982
	4 (4-7)	1997
	4 (4-11)	1959
7.	3 (3-3)	1992
	3 (3-4)	1978
	3 (3-5)	1995
	3 (3-6)	1990

FIELD GOALS MADE

1.	28 (28-34)	2012
2.	27 (27-31)	2010
3.	22 (22-25)	2011
	22 (22-28)	2014
5.	20 (20-26)	2016
	20 (20-26)	1989
7.	19 (19-28)	1983
	19 (19-28)	1981
9.	17 (17-28)	1997
10.	16 (16-21)	2015
	16 (16-18)	2003
	16 (16-24)	1984

FIELD GOALS ATTEMPTED

1.	34 (28-34)	2012
2.	31 (27-31)	2010
3.	28 (17-28)	1997
	28 (19-28)	1983
	28 (19-28)	1981
	28 (22-28)	2014
7.	26 (20-26)	2016
	26 (20-26)	1989
9.	25 (15-25)	1982
	25 (22-25)	2011

FIELD GOAL PCT (MIN 1 ATTEMPT PER GAME)

1.	88.9 (16-18)	2003
2.	88.2 (15-17)	2001
3.	88.0 (22-25)	2011
4.	87.1 (27-31)	2010
5.	86.7 (13-15)	1988
6.	84.6 (11-13)	2006
7.	82.4 (28-34)	2012
8.	78.9 (15-19)	2008
	78.9 (15-19)	1998
10.	78.6 (11-14)	2005
	78.6 (22-28)	2014



TEAM SINGLE-SEASON LISTS

PUNT ATTEMPTS

1.	84 (84-3361)	1985
2.	82 (82-3201)	2013
3.	81 (81-3385)	2014
4.	78 (78-3227)	1992
5.	77 (77-3141)	1983
	77 (77-3064)	1986
7.	76 (76-3266)	1993
8.	75 (75-3010)	2015
9.	74 (74-2792)	1984
10.	70 (70-2429)	1991

PUNT YARDS

1.	3385 (81-3385)	2014
2.	3361 (84-3361)	1985
3.	3266 (76-3266)	1993
4.	3227 (78-3227)	1992
5.	3201 (82-3201)	1983
6.	3132 (79-3132)	2013
7.	3064 (77-3064)	1986
8.	3023 (67-3023)	2009
9.	3010 (75-3010)	2015
10.	2906 (66-2906)	1995

AVERAGE YARDS/PUNT

1.	46.27 (44-2036)	2012
2.	45.53 (51-2322)	2010
3.	45.49 (49-2229)	2011
4.	45.12 (67-3023)	2009
5.	44.03 (66-2906)	1995
6.	43.95 (55-2417)	1997
7.	43.54 (52-2264)	2006
8.	43.35 (65-2818)	1994
9.	43.30 (60-2598)	1996
10.	42.97 (76-3266)	1993

PUNTS HAD BLOCKED

1.	4	2005
2.	3	2016
3.	2	1991
	2	1998
	2	2006
	2	2001
	2	1978
	2	1969
	2	1963
10.	1, numerous times, last in	2015

PUNT RETURNS

1.	45 (45-679)	1999
2.	43 (43-554)	2002
3.	39 (39-626)	2003
4.	36 (36-412)	2012
5.	34 (34-404)	2006
	34 (34-78)	1982
7.	32 (32-521)	1997
8.	30 (30-408)	2013
	30 (30-293)	2014
10.	29 (29-237)	1985
	29 (29-214)	1993
	29 (29-260)	2000
	29 (29-426)	2004

PUNT RETURN YARDS

1.	679 (45-679)	1999
2.	626 (39-626)	2003
3.	554 (43-554)	2002
4.	521 (32-521)	1997
5.	477 (42-477)	1967
6.	426 (29-426)	2004
7.	412 (36-412)	2012
8.	408 (30-408)	2013
9.	404 (34-404)	2006
10.	376 (35-376)	1974

PUNT RETURN TDS

1.	3	2003
	3	2010
3.	2, eight times, last in	2015
10.	1, 21 times, last in	2014

AVERAGE YARDS/PUNT RETURN

1.	18.40 (20-368)	2008
2.	16.28 (32-521)	1997
3.	16.05 (39-626)	2003
4.	15.09 (45-679)	1999
5.	14.69 (29-426)	2004
6.	13.65 (20-273)	1987
7.	13.60 (30-408)	2013
8.	13.30 (23-306)	2001
	13.30 (27-359)	2009
10.	12.88 (43-554)	2002

FEWEST PUNTS ATTEMPTED BY OSU

1.	37 (37-1385)	1988
	37 (37-1550)	2008
3.	41 (41-1694)	1987
4.	43 (43-1587)	1957
5.	44 (44-2036)	2012
6.	49 (49-2229)	2011
	49 (49-1717)	1959
8.	50 (50-1511)	1963
9.	51 (51-2322)	2010
	51 (51-2238)	1997
	51 (51-1971)	1961

FEWEST PUNT RETURNS BY OPPONENT

1.	13 (13-85)	2008
2.	14 (14-69)	1988
3.	15 (15-167)	2011
4.	16 (16-15)	2016
	16 (16-82)	1987
	16 (16-197)	2012
7.	18 (18-166)	2010
8.	19 (19-199)	2013
9.	20 (20-94)	2015
	20 (20-255)	1990
	20 (20-107)	1984
	20 (20-82)	1982

FEWEST PUNT RETURN YARDS BY OPPONENT

1.	15 (16-15)	2016
2.	69 (14-69)	1988
3.	79 (25-79)	2014
4.	82 (20-82)	1982
	82 (16-82)	1987
6.	85 (13-85)	2008
7.	94 (20-94)	2015
8.	107 (20-107)	1984
9.	163 (22-163)	2000
10.	166 (18-166)	2010

LOWEST OPPONENT AVG. PER PUNT RETURN

1.	0.94 (16-15)	2016
2.	3.16 (25-79)	2014
3.	4.10 (20-82)	1982
4.	4.70 (20-94)	2015
5.	4.93 (14-69)	1988
6.	5.12 (16-82)	1987
7.	5.35 (20-107)	1984
8.	5.44 (39-212)	1983
9.	6.54 (13-85)	2008
10.	6.93 (27-187)	1989

KICKOFF RETURNS

1.	59 (59-1408)	2008
2.	56 (56-1037)	2009
3.	55 (55-1261)	2010
	55 (55-1145)	2007

	55 (55-1034)	1989
6.	52 (52-1157)	2011
7.	50 (50-1024)	2014
	50 (50-1231)	2006
9.	46 (46-1148)	2012
	46 (46-940)	2005

KICKOFF RETURN YARDS

1.	1408 (59-1408)	2008
2.	1261 (55-1261)	2010
3.	1231 (50-1231)	2006
4.	1157 (52-1157)	2011
5.	1148 (46-1148)	2012
6.	1145 (55-1145)	2007
7.	1037 (56-1037)	2009
8.	1034 (55-1034)	1989
9.	1024 (50-1024)	2014
10.	966 (36-966)	2001

KICKOFF RETURN TDS

1.	2	2014
	2	2011
	2	2008
	2	1987
	2	2010
	2	2012
	2	2006
	2	1970
9.	1, 9 times, last in	2013

AVERAGE YARDS/KICKOFF RETURN

1.	26.83 (36-966)	2001
2.	24.96 (46-1148)	2012
3.	24.62 (50-1231)	2006
4.	23.86 (59-1408)	2008
5.	23.28 (32-745)	1987
6.	22.93 (55-1261)	2010
7.	22.92 (38-871)	2013
8.	22.25 (52-1157)	2011
9.	21.81 (32-698)	1986
10.	21.40 (43-920)	1998

FEWEST KICKOFF RETURN YARDS BY OPPONENT

1.	357 (21-357)	1992
2.	393 (17-393)	1993
3.	412 (23-412)	2004
4.	446 (22-446)	1982
5.	464 (29-464)	1983
6.	470 (25-470)	1991
7.	495 (27-495)	2003
8.	525 (27-525)	1990
9.	530 (28-530)	2000
10.	581 (30-581)	1995

LOWEST OPPONENT AVG. PER KICKOFF RETURN

1.	16.00 (29-464)	1983
2.	16.49 (37-610)	1986
3.	17.00 (21-357)	1992
4.	17.91 (23-412)	2004
5.	17.94 (36-646)	1984
6.	18.28 (53-969)	2016
7.	18.33 (27-495)	2003
8.	18.34 (35-642)	2002
9.	18.42 (52-958)	1988
10.	18.74 (66-1237)	2013

MOST KICKS BY OSU RESULTING IN TOUCHBACK

1.	75	2012
2.	61	2011
3.	55	2010
4.	48	2004
5.	41	2016
6.	35	2009



INDIVIDUAL SINGLE-GAME LISTS

SPECIAL TEAMS

MOST EXTRA POINTS MADE BY KICKING

1.	12	Quinn Sharp	Savannah State	Sept 1, 2012
2.	10	Ben Grogan	at Texas Tech	Oct 31, 2015
	10	Quinn Sharp	Kansas	Oct 08, 2011
4.	9	Cary Blanchard	Kansas	Nov 12, 1988
	9	Luke Phillips	Baylor	Nov 23, 2002
	9	Bruce Redden	Baylor	Nov 11, 2006
	9	Quinn Sharp	at Texas Tech	Nov 12, 2011
8.	8	By many. Last Ben Grogan vs Kansas		Oct 24, 2015

MOST EXTRA POINTS ATTEMPTED BY KICKING

1.	12	Quinn Sharp	Savannah State	Sept 1, 2012
2.	10	Ben Grogan	at Texas Tech	Oct 31, 2015
	10	Quinn Sharp	Kansas	Oct 08, 2011
4.	9	Cary Blanchard	Kansas	Nov 12, 1988
	9	Luke Phillips	Baylor	Nov 23, 2002
	9	Bruce Redden	Baylor	Nov 11, 2006
	9	Quinn Sharp	at Texas Tech	Nov 12, 2011
8.	8	By many. Last Ben Grogan vs Kansas		Oct 24, 2015

MOST POINTS SCORED BY KICKING

1.	19	Quinn Sharp	Louisiana	Sept 3, 2011
2.	18	Dan Bailey	at Louisiana	Oct 08, 2010
	18	Quinn Sharp	TCU	Oct 27, 2012
4.	17	Dan Bailey	Tulsa	Sept 18, 2010
	17	Quinn Sharp	Louisiana	Sept 15, 2012
6.	16	Ben Grogan	Missouri State	Sept 06, 2014
	16	Larry Roach	Missouri	Oct 30, 1982
	16	Quinn Sharp	vs Purdue	Jan 01, 2013
9.	15	Dan Bailey	Missouri	Oct 17, 2009
	15	Ben Grogan	Kansas State	Oct 5, 2013
	15	Luke Phillips	vs Southern Miss	Dec 27, 2002
	15	Luke Phillips	Texas Tech	Oct 18, 2003
	15	Tim Sydnese	Colorado	Oct 11, 1997

MOST FIELD GOALS ATTEMPTED

1.	6	Cary Blanchard	Northern Iowa	Sept 15, 1990
	6	Ben Grogan	Missouri State	Sept 06, 2014
3.	5	Cary Blanchard	Texas Tech	Sept 23, 1989
	5	Cary Blanchard	at Wyoming	Sept 19, 1987
	5	Ben Grogan	Kansas State	Oct 5, 2013
	5	Rick Myers	at Iowa State	Oct 26, 1991
	5	Luke Phillips	vs Southern Miss	Dec 27, 2002
	5	Larry Roach	Missouri	Oct 30, 1982
	5	Larry Roach	San Diego State	Sept 24, 1984
	5	Quinn Sharp	TCU	Oct 27, 2012

MOST FIELD GOALS MADE

1.	5	Larry Roach	Missouri	Oct 30, 1982
	5	Quinn Sharp	TCU	Oct 27, 2012
3.	4	Ben Grogan	Missouri State	Sept 06, 2014
	4	Dan Bailey	at Louisiana	Oct 08, 2010
	4	Dan Bailey	Missouri	Oct 17, 2009
	4	Cary Blanchard	at Iowa State	Nov 17, 1990
	4	Ben Grogan	Kansas State	Oct 5, 2013
	4	Luke Phillips	vs Southern Miss	Dec 27, 2002
	4	Larry Roach	San Diego State	Sept 24, 1984
	4	Quinn Sharp	Louisiana	Sept 3, 2011
	4	Tim Sydnese	Colorado	Oct 11, 1997

MOST PUNTS

1.	22	Ralph Higgins	at Kansas	Oct 13, 1923
2.	14	Quinn Sharp	at Oklahoma	Nov 28, 2009
3.	11	Cary Cooper	Iowa State	Nov 22, 1986
	11	Matt Fodge	at Oklahoma	Nov 26, 2005
	11	Scott Tyner	at Oklahoma	Nov 13, 1993

11	Scott Tyner	at Nebraska	Oct 10, 1992	
7.	10	Zach Sinor	Baylor	Nov 21, 2015
	10	John Conway	at San Diego State	Nov 27, 1982
	10	Cary Cooper	at Oklahoma	Oct 18, 1986
	10	Gary Cooper	at Nebraska	Oct 6, 1984
	10	Scott Elder	at Oklahoma	Nov 27, 1999
	10	Kip Smith	at West Virginia	Sept 28, 2013

MOST PUNTS DOWNED INSIDE 20

1.	6	Zach Sinor	at West Virginia	Nov 7, 2015
	6	Barry Vincent	Colorado	Nov 9, 1991
3.	5	Zach Sinor	Iowa State	Oct 09, 2016
	5	Zach Sinor	Central Michigan	Sept 10, 2016
	5	Scott Elder	Texas Tech	Nov 10, 2001
6.	4	By many. Last Zach Sinor vs Baylor		Nov 21, 2015

MOST BLOCKED KICKS

1.	2	Vincent Taylor	Texas	Oct 01, 2016
	2	Zack Craig	Texas Tech	Nov 17, 2012
	2	Leslie O'Neal	Missouri	Nov 10, 1984
4.	1	By many. Last Vincent Taylor at TCU		Nov 19, 2016

MOST PUNT RETURNS

1.	9	Bob Fenimore	vs. Texas Tech	Sept 24, 1943
2.	8	Terrance Davis-Bryant	vs Louisiana Tech	Aug 31, 2002
	8	RW McQuarters	Fresno State	Sept 13, 1997
	8	Terance Richardson	Louisiana-Lafayette	Sept 4, 1999
5.	7	Perrish Cox	Florida Atlantic	Sept 08, 2007
	7	Mark Cromer	Iowa State	Nov 20, 1982
	7	Scott Harmon	Colorado	Nov 6, 1993
	7	Gabe Lindsay	Texas State	Sept 16, 2000
9.	6	RW McQuarters	Missouri State	Aug 31, 1996
	6	Terance Richardson	Kansas	Nov 13, 1999
	6	Barry Sanders	Iowa State	Nov 22, 1986

MOST PUNT RETURN YARDS

1.	181	Bob Fenimore	vs. Texas Tech	Sept 24, 1943	9 returns
2.	162	Darrent Williams	SMU	Sept 18, 2004	5 returns
3.	153	Darrent Williams	Louisiana-Lafayette	Oct 04, 2003	3 returns
4.	140	Terance Richardson	Kansas	Nov 13, 1999	6 returns
5.	134	Gabe Lindsay	Baylor	Nov 23, 2002	5 returns
6.	129	RW McQuarters	Louisiana-Monroe	Sept 27, 1997	3 returns
7.	127	Terrance Davis-Bryant	vs Louisiana Tech	Aug 31, 2002	8 returns
8.	124	Josh Stewart	TCU	Oct 19, 2013	2 returns
9.	114	Josh Stewart	Lamar	Sept 14, 2013	3 returns
10.	113	RW McQuarters	Texas	Oct 4, 1997	4 returns

MOST KICK RETURNS

1.	6	Jeff Carr	Baylor	Nov 21, 2015
	6	Jeff Carr	at Iowa State	Nov 14, 2015
	6	Tyreek Hill	vs. Florida State	Aug 30, 2014
	6	Perrish Cox	at Georgia	Sept 01, 2007
	6	Terrance Davis-Bryant	Louisiana Tech	Sept 8, 2001
	6	Justin Gilbert	Oklahoma	Nov 27, 2010
	6	Grant Jones	vs Alabama	Dec 28, 2006
	6	RW McQuarters	Nebraska	Aug 31, 1995
9.	5	By many. Last Tyreek Hill vs Iowa State		Oct 4, 2014

MOST KICK RETURN YARDS

1.	208	Chris Massey	Texas Tech	Nov 10, 2001	5 returns
2.	195	Justin Gilbert	Oklahoma	Nov 27, 2010	6 returns
3.	177	Terrance Davis-Bryant	Louisiana Tech	Sept 8, 2001	6 returns
4.	157	Grant Jones	at Texas	Nov 04, 2006	4 returns
5.	155	Daniel McLemore	at Texas A&M	Oct 15, 2005	5 returns
6.	151	Barry Sanders	Tulsa	Sept 5, 1987	3 returns
7.	148	Tyreek Hill	Iowa State	Oct 4, 2014	5 returns
8.	145	Harry Roberts	at Missouri	Nov 12, 1983	4 returns
9.	141	Perrish Cox	Oklahoma	Nov 29, 2008	4 returns
	141	Curtis Mayfield	at Ohio State	Sept 16, 1989	3 returns
	141	RW McQuarters	Nebraska	Aug 31, 1995	6 returns



Quinn Sharp was a three-time All-American.



INDIVIDUAL SINGLE-SEASON LISTS

SCORING

TOTAL POINTS SCORED

1. 264	Barry Sanders	44 TD	1988
2. 162	Terry Miller	27 TD	1976
3. 156	Quinn Sharp	72 PAT, 28 FG	2012
156	Joseph Randle	26 TD	2011
5. 149	Dan Bailey	68 PAT, 27 FG	2010
6. 145	Quinn Sharp	79 PAT, 22 FG	2011
7. 132	Justin Blackmon	22 TD	2010
8. 128	Thurman Thomas	21 TD, 1 PAT	1987
128	Dez Bryant	21 TD, 1 PAT	2008
10. 117	Ben Grogan	60 PAT, 19 FG	2016

TOUCHDOWNS SCORED

1. 44	Barry Sanders	42 rush, 2 ret	1988
2. 27	Terry Miller	27 rush	1976
3. 26	Joseph Randle	24 rush, 2 rcv	2011
4. 22	Justin Blackmon	1 rush, 20 rcv, 1 ret	2010
5. 21	Thurman Thomas	21 rush	1987
21	Dez Bryant	19 rcv, 2 ret	2008
7. 18	Justin Blackmon	18 rcv	2011
8. 17	Thurman Thomas	15 rush, 1 rcv, 1 ret	1985
17	Kendall Hunter	16 rush, 1 rcv	2008
17	Rashaun Woods	17 rcv	2002

OFFENSE

RUSHING YARDS (1,000-YARD SEASONS)

1. 2850	Barry Sanders	373-2850	1988
2. 1887	Terry Miller	314-1887	1976
3. 1877	Ernest Anderson	353-1877	1982
4. 1767	Thurman Thomas	283-1767	1987
5. 1680	Terry Miller	314-1680	1977
6. 1650	Thurman Thomas	328-1650	1985
7. 1642	Gerald Hudson	279-1642	1990
8. 1555	Kendall Hunter	241-1555	2008
9. 1548	Kendall Hunter	271-1548	2010
10. 1524	David Thompson	293-1524	1996
11. 1509	David Thompson	256-1509	1995
12. 1474	Vernand Morency	258-1474	2004
13. 1417	Joseph Randle	274-1417	2012
14. 1286	Tatum Bell	213-1286	2003
15. 1272	Dantrell Savage	223-1272	2007
16. 1218	Keith Toston	227-1218	2009
17. 1216	Joseph Randle	208-1216	2011
18. 1142	Justice Hill	206-1142	2016
19. 1096	Tatum Bell	175-1096	2002
20. 1049	Reggie White	210-1049	2000
21. 1048	Bob Fenimore	142-1048	1945
22. 1026	Terry Miller	179-1026	1975

RUSHING ATTEMPTS

1. 373	Barry Sanders	373-2850	1988
2. 353	Ernest Anderson	353-1877	1982
3. 328	Thurman Thomas	328-1650	1985
4. 314	Terry Miller	314-1680	1977
314	Terry Miller	314-1887	1976
6. 293	David Thompson	293-1524	1996
7. 283	Thurman Thomas	283-1767	1987
8. 279	Gerald Hudson	279-1642	1990
9. 274	Joseph Randle	274-1417	2012
10. 271	Kendall Hunter	271-1548	2010

RUSHING TDS

1. 42	Barry Sanders	1988
2. 27	Terry Miller	1976
3. 24	Joseph Randle	2011
4. 21	Thurman Thomas	1987
5. 16	Kendall Hunter	2010
16	Kendall Hunter	2008

16	Tatum Bell	2003
8. 15	Thurman Thomas	1985
9. 14	Terry Miller	1977
14	Joseph Randle	2012

AVERAGE YARDS/RUSH (MINIMUM 100 ATTEMPTS)

1. 7.64	Barry Sanders	373-2850	1988
2. 6.80	Vernand Morency	135-918	2003
3. 6.73	Keith Toston	102-686	2008
4. 6.51	Dantrell Savage	126-820	2006
5. 6.50	Kendall Hunter	107-696	2007
6. 6.45	Kendall Hunter	241-1555	2008
7. 6.40	Andre Richardson	121-774	1994
8. 6.26	Tatum Bell	175-1096	2002
9. 6.24	Thurman Thomas	283-1767	1987
10. 6.13	Andre Richardson	115-705	1995

RUSHING YARDS/GAME (MINIMUM 5 GAMES)

1. 237.5	Barry Sanders	12 games	1988
2. 170.6	Ernest Anderson	11 games	1982
3. 157.3	Terry Miller	12 games	1976
4. 152.7	Terry Miller	11 games	1977
5. 149.3	Gerald Hudson	11 games	1990
6. 147.2	Thurman Thomas	12 games	1987
7. 138.5	David Thompson	11 games	1996
8. 137.5	Thurman Thomas	12 games	1985
9. 134.0	Vernand Morency	11 games	2004
10. 125.8	David Thompson	12 games	1995

PASS ATTEMPTS

1. 565	Brandon Weeden	409-565-13	2011
2. 511	Brandon Weeden	342-511-13	2010
3. 448	Mason Rudolph	284-448-4	2016
4. 424	Mason Rudolph	264-424-9	2015
5. 408	Josh Fields	226-408-10	2002
6. 338	Josh Fields	184-338-12	2003
7. 333	Zac Robinson	201-333-9	2007
8. 314	Zac Robinson	204-314-10	2008
9. 306	Mike Gundy	182-306-13	1987
10. 301	Zac Robinson	180-301-12	2009

PASS COMPLETIONS

1. 409	Brandon Weeden	409-565-13	2011
2. 342	Brandon Weeden	342-511-13	2010
3. 284	Mason Rudolph	284-448-4	2016
4. 264	Mason Rudolph	264-424-9	2015
5. 226	Josh Fields	226-408-10	2002
6. 204	Zac Robinson	204-314-10	2008
7. 201	Zac Robinson	201-333-9	2007
8. 184	Josh Fields	184-338-12	2003
9. 182	Mike Gundy	182-306-13	1987
10. 180	Zac Robinson	180-301-12	2009

PASSING YARDS

1. 4727	Brandon Weeden	409-565-13	2011
2. 4277	Brandon Weeden	342-511-13	2010
3. 4091	Mason Rudolph	284-448-4	2016
4. 3770	Mason Rudolph	264-424-9	2015
5. 3145	Josh Fields	226-408-10	2002
6. 3064	Zac Robinson	204-314-10	2008
7. 2824	Zac Robinson	201-333-9	2007
8. 2494	Josh Fields	184-338-12	2003
9. 2478	Mike Gundy	173-260-12	1988
10. 2267	Mike Gundy	182-306-13	1987

PASSING TDS

1. 37	Brandon Weeden	2011
2. 34	Brandon Weeden	2010
3. 31	Josh Fields	2002
4. 28	Mason Rudolph	2016
5. 25	Zac Robinson	2008
6. 24	Bobby Reid	2006

7. 23	Zac Robinson	2007
8. 21	Mason Rudolph	2015
21	Josh Fields	2003
21	Mike Gundy	1988

PASSES HAD INTERCEPTED

1. 21	Tony Pounds	133-269-21	1970
2. 18	Kenny Ford	111-238-18	1991
3. 16	Robert Cutburth	111-275-16	1969
16	Ronnie Johnson	121-247-16	1968
5. 15	Tony Pounds	56-133-15	1971
6. 14	Ike Jackson	100-198-14	1982
14	Tone' Jones	114-256-14	1994
14	Gary Porter	96-187-14	1992
9. 13	Ronnie Williams	138-291-13	1985
13	Al Peña	89-179-13	2005
13	Brandon Weeden	409-565-13	2011
13	Brandon Weeden	342-511-13	2010
13	Mike Gundy	182-306-13	1987

PASS COMPLETION PCT (MINIMUM 100 ATTEMPTS)

1. 72.4	Brandon Weeden	409-565-13	2011
2. 66.9	Brandon Weeden	342-511-13	2010
66.9	J.W. Walsh	109-163-3	2012
4. 66.5	Mike Gundy	173-260-12	1988
5. 65.0	Zac Robinson	204-314-10	2008
6. 63.4	Mason Rudolph	284-448-4	2016
7. 62.3	Mason Rudolph	264-424-9	2015
8. 61.8	Wes Lunt	81-131-7	2012
9. 60.5	Aso Pogi	179-296-7	2001
10. 60.4	Clint Chelf	119-197-6	2012
60.4	Zac Robinson	201-333-9	2007

PASS EFFICIENCY (MINIMUM 100 ATTEMPTS)

1. 170.1	J.W. Walsh	109-163-3	2012
2. 166.8	Zac Robinson	204-314-10	2008
3. 164.0	Mike Gundy	173-260-12	1988
4. 159.7	Brandon Weeden	409-565-13	2011
5. 158.9	Mason Rudolph	284-448-4	2016
6. 154.1	Brandon Weeden	342-511-13	2010
7. 150.2	Tony Lindsay	85-141-7	1997
8. 149.1	Mason Rudolph	264-424-9	2015
9. 149.0	Zac Robinson	201-333-9	2007
10. 148.1	Bobby Reid	148-267-11	2006

AVERAGE YARDS/PASS ATTEMPT (MINIMUM 100 ATTEMPTS)

1. 9.8	Zac Robinson	204-314-10	2008
2. 9.6	J.W. Walsh	109-163-3	2012
3. 9.5	Mike Gundy	173-260-12	1988
4. 9.1	Mason Rudolph	284-448-4	2016
9.1	Tony Lindsay	85-141-7	1997
6. 8.9	Mason Rudolph	264-424-9	2015
7. 8.7	Donovan Woods	97-187-5	2004
8. 8.5	Bobby Reid	148-267-11	2006
8.5	Zac Robinson	201-333-9	2007
8.5	Wes Lunt	81-131-7	2012

AVERAGE YARDS/PASS COMPLETION (MINIMUM 100 ATTEMPTS)

1. 19.1	Brent Blackman	30-102-6	1972
2. 18.5	Charles Weatherbie	42-109-10	1976
3. 16.8	Donovan Woods	97-187-5	2004
4. 15.3	Bobby Reid	148-267-11	2006
5. 15.1	Tony Lindsay	85-141-7	1997
6. 15.0	Zac Robinson	204-314-10	2008
7. 14.9	Tony Lindsay	97-196-6	1998
8. 14.4	Mason Rudolph	284-448-4	2016
9. 14.3	J.W. Walsh	109-163-3	2012
14.3	Mike Gundy	173-260-12	1988
14.3	Mason Rudolph	264-424-9	2015



INDIVIDUAL SINGLE-SEASON LISTS

PASSING YARDS/GAME (MINIMUM 5 GAMES)

1.	363.6	Brandon Weeden	13 games	2011
2.	329.0	Brandon Weeden	13 games	2010
3.	314.7	Mason Rudolph	13 games	2016
4.	290.0	Mason Rudolph	13 games	2015
5.	241.9	Josh Fields	13 games	2002
6.	235.7	Zac Robinson	13 games	2008
7.	226.8	Daxx Garman	9 games	2014
8.	217.2	Zac Robinson	13 games	2007
9.	206.5	Mike Gundy	12 games	1988
10.	200.3	Mike Gundy	11 games	1989

RECEIVING YARDS (1,000-YARD SEASONS)

1.	1782	Justin Blackmon	111-1782	2010
2.	1695	Rashaun Woods	107-1695	2002
3.	1522	Justin Blackmon	122-1522	2011
4.	1480	Dez Bryant	87-1480	2008
5.	1441	Hart Lee Dykes	84-1441	1988
6.	1380	James Washington	71-1380	2016
7.	1367	Rashaun Woods	77-1367	2003
8.	1210	Josh Stewart	101-1210	2012
9.	1181	Adarius Bowman	60-1181	2006
10.	1087	James Washington	53-1087	2015
11.	1050	Hart Lee Dykes	64-1050	1987
12.	1023	Rashaun Woods	80-1023	2001
13.	1006	Adarius Bowman	67-1006	2007

RECEPTIONS

1.	122	Justin Blackmon	122-1522	2011
2.	111	Justin Blackmon	111-1782	2010
3.	107	Rashaun Woods	107-1695	2002
4.	101	Josh Stewart	101-1210	2012
5.	87	Dez Bryant	87-1480	2008
6.	84	Hart Lee Dykes	84-1441	1988
7.	80	Rashaun Woods	80-1023	2001
8.	77	Rashaun Woods	77-1367	2003
9.	73	Jalen McCleskey	73-812	2016
10.	71	James Washington	71-1380	2016
71		Josh Cooper	71-715	2011

RECEIVING TOUCHDOWNS

1.	20	Justin Blackmon	2010
2.	19	Dez Bryant	2008
3.	18	Justin Blackmon	2011
4.	17	Rashaun Woods	2002
5.	15	Hart Lee Dykes	1988
15		Rashaun Woods	2003
7.	12	Adarius Bowman	2006
8.	10	James Washington	2016
10		James Washington	2015
10		Rashaun Woods	2001

AVERAGE YARDS/CATCH (MIN. 30 RECEPTIONS)

1.	20.91	D'Juan Woods	33-690	2004
2.	20.51	James Washington	53-1087	2015
3.	19.93	Blake Jackson	30-598	2012
4.	19.68	Adarius Bowman	60-1181	2006
5.	19.44	James Washington	71-1380	2016
6.	18.90	Brandon Sheperd	39-737	2014
7.	17.94	Curtis Mayfield	49-879	1989
8.	17.83	Rafael Denson	40-713	1994
9.	17.75	Rashaun Woods	77-1367	2003
10.	17.15	Hart Lee Dykes	84-1441	1988

RECEPTIONS/GAME (MINIMUM 5 GAMES)

1.	9.38	Justin Blackmon	13 games	2011
2.	9.25	Justin Blackmon	12 games	2010
3.	8.23	Rashaun Woods	13 games	2002
4.	7.77	Josh Stewart	13 games	2012
5.	7.27	Rashaun Woods	11 games	2001
6.	7.00	Hart Lee Dykes	12 games	1988
7.	6.69	Dez Bryant	13 games	2008
8.	6.09	Adarius Bowman	11 games	2007
9.	5.92	Rashaun Woods	13 games	2003
5.92		Josh Cooper	12 games	2011

TOTAL OFFENSE YARDS

1.	4625	Brandon Weeden	582-4625	2011
2.	4209	Brandon Weeden	528-4209	2010
3.	4152	Mason Rudolph	531-4152	2016
4.	3735	Mason Rudolph	491-3735	2015
5.	3671	Zac Robinson	473-3671	2007
6.	3626	Zac Robinson	460-3626	2008
7.	3073	Josh Fields	458-3073	2002
8.	2867	Barry Sanders	375-2867	1988
9.	2766	Bobby Reid	386-2766	2006
10.	2542	Clint Chelf	373-2169	2013

TDS RESPONSIBLE FOR

1.	44	Barry Sanders	1988
2.	38	Brandon Weeden	2011
3.	34	Mason Rudolph	2016
34		Brandon Weeden	2010
34		Josh Fields	2002
6.	33	Zac Robinson	2008
7.	32	Zac Robinson	2007
8.	29	Bobby Reid	2006
9.	26	J.W. Walsh	2015
26		Joseph Randle	2011

TOTAL OFFENSE/GAME (MINIMUM 5 GAMES)

1.	355.8	Brandon Weeden	13 games	2011
2.	323.8	Brandon Weeden	13 games	2010
3.	319.4	Mason Rudolph	13 games	2016
4.	287.3	Mason Rudolph	13 games	2015
5.	282.4	Zac Robinson	13 games	2007
6.	278.9	Zac Robinson	13 games	2008
7.	238.9	Barry Sanders	12 games	1988
8.	236.4	Josh Fields	13 games	2002
9.	230.2	Bob Fenimore	9 games	1944
10.	224.0	Daxx Garman	9 games	2014

TOTAL OFFENSE/PLAY (MINIMUM 200 PLAYS)

1.	8.70	J.W. Walsh	213-1854	2012
2.	7.97	Brandon Weeden	528-4209	2010
3.	7.95	Brandon Weeden	582-4625	2011
4.	7.88	Zac Robinson	460-3626	2008
5.	7.82	Mason Rudolph	531-4152	2016
6.	7.76	Zac Robinson	473-3671	2007
7.	7.68	Clint Chelf	228-1750	2012
8.	7.65	Barry Sanders	375-2867	1988
9.	7.64	Mike Gundy	324-2474	1988
10.	7.61	Mason Rudolph	491-3735	2015

ALL PURPOSE YARDS

1.	3526	Barry Sanders	1988
2.	2130	Thurman Thomas	1987
3.	2009	Terry Miller	1976
4.	1980	Ernest Anderson	1982
5.	1922	Thurman Thomas	1985
6.	1885	Dez Bryant	2008
7.	1866	Justin Blackmon	2010
8.	1811	Tyreek Hill	2014
9.	1784	Terry Miller	1977
10.	1766	Kendall Hunter	2008

ALL PURPOSE YARDS/GAME (MIN. 5 GAMES)

1.	293.8	Barry Sanders	12 games	1988
2.	180.0	Ernest Anderson	11 games	1982
3.	177.5	Thurman Thomas	12 games	1987
4.	167.4	Terry Miller	11 games	1976
5.	162.3	Terry Miller	11 games	1977
6.	160.2	Thurman Thomas	12 games	1985
7.	159.0	David Thompson	11 games	1996
8.	155.5	Justin Blackmon	12 games	2010
9.	151.5	Gerald Hudson	11 games	1990
10.	150.9	Tyreek Hill	12 games	2014



Barry Sanders' 1988 season was the greatest Heisman season of all time.



INDIVIDUAL SINGLE-SEASON LISTS

DEFENSE

TOTAL TACKLES

1.	183	Mike Green	1982
2.	175	Matt Monger	1984
3.	171	Barty Chappell	1970
4.	157	Larry Gosney	1968
5.	146	Ricky Young	1979
6.	139	John Little	1968
7.	138	Mike Green	1980
8.	136	Matt Monger	1983
9.	135	Leon Ward	1964
10.	134	James Ham	1985
	134	John Weimer	1976
	134	Leslie O'Neal	1984

TACKLES FOR LOSS

1.	21.5	Juqua Thomas (21.5/90)	2000
2.	20.5	Jason Gildon (20.5/101)	1991
3.	19.5	Greg Richmond (19.5/108)	2003
4.	19.0	Jason Gildon (19/96)	1992
5.	18.0	Gary Lewis (18/139)	1981
6.	17.5	Emmanuel Ogbah (17.5/74)	2015
	17.5	Jason Gildon (17.5/99)	1993
8.	17.0	Emmanuel Ogbah (17-89)	2014
	17.0	Barry Price (17/76)	1973
	17.0	Leslie O'Neal (17/116)	1984
	17.0	Dexter Manley (17/78)	1979
	17.0	Barry Price (17/76)	1973

YARDS FROM TACKLES FOR LOSS

1.	139	Gary Lewis (18/139)	1981
2.	120	Leslie O'Neal (17/120)	1984
3.	110	Rodney Harding (12/110)	1981
4.	108	Greg Richmond (19.5/108)	2003
5.	101	Jason Gildon (20.5/101)	1991
6.	99	Jason Gildon (17.5/99)	1993
7.	98	Daria Butler (15/98)	1976
8.	97	Juqua Thomas (21.5/97)	2000
9.	96	Jason Gildon (19/96)	1992
10.	90	Phillip Dokes (16/90)	1975

QUARTERBACK SACKS

1.	16.0	Leslie O'Neal (16/118)	1984
2.	14.0	Gary Lewis (14/116)	1981
3.	13.0	Emmanuel Ogbah (13/62)	2015
4.	12.5	Greg Richmond (12.5/90)	2003
	12.5	Jason Gildon (12.5/80)	1991
6.	12.0	Leslie O'Neal (12/80)	1983
7.	11.0	Emmanuel Ogbah (11/78)	2014
8.	9.5	Victor DeGrate (9.5/51)	2006
9.	9.0	Jason Gildon (9/49)	1992
	9.0	Gary Lewis (9/71)	1982
	9.0	Rodney Harding (9/100)	1981

YARDS FROM SACKS

1.	118	Leslie O'Neal (16/118)	1984
2.	116	Gary Lewis (14/116)	1981
3.	100	Rodney Harding (9/100)	1981
4.	90	Greg Richmond (12.5/90)	2003
5.	80	Leslie O'Neal (12/80)	1983
	80	Jason Gildon (12.5/80)	1991
7.	78	Emmanuel Ogbah (11/78)	2014
8.	71	Gary Lewis (9/71)	1982
9.	67	Nathan Peterson (8/67)	2006
	67	Andre Waddle (7.5/67)	1998

INTERCEPTIONS

1.	8	John Gates	8-113	1969
	8	Adam Hinds	8-37	1983
	8	Alvin Brown	8-117	1972
4.	7	Justin Gilbert	7-123	2013
	7	Darryl Stewart	7-109	1972
	7	Mark Moore	7-176	1985
	7	Bob Fenimore	7-NA	1945
	7	Ed Roof	7-NA	1949
9.	6	Kevin Williams (DB)	6-107	1997
	6	Rod Brown	6-157	1984
	6	Darrent Williams	6-130	2003
	6	Scott Harmon	6-90	1991
	6	John Misel	6-141	1961
	6	Jack Jacobson	6-27	1964
	6	Bennie Goodwin	6-3	1967
	6	Tony Banfield	6-12	1959
	6	Lee Cook	6-NA	1942
	6	Arlen McNeil	6-NA	1949
	6	Wayne Johnson	6-NA	1950
	6	Bill Bredde	6-NA	1951

INTERCEPTION RETURN YARDS

1.	176	Mark Moore	7-176	1985
2.	172	Rod Smith	5-172	1987
3.	157	Rod Brown	6-157	1984
4.	141	John Misel	6-141	1961
5.	130	Darrent Williams	6-130	2003
6.	127	Jerry Deckard	4-127	1986
7.	123	Justin Gilbert	7-123	2013
8.	117	Alvin Brown	8-117	1972
9.	113	John Gates	8-113	1969
10.	109	Darryl Stewart	7-109	1972

INTERCEPTION RETURN TDS

1.	2	Justin Gilbert	2013
	2	Rod Smith	1987
	2	Jerry Deckard	1986
	2	Mark Moore	1984
	2	Harry Roberts	1985
	2	Darrent Williams	2001
	2	Darrent Williams	2003
8.	1	By numerous, last Chad Whitener	2015

FUMBLES FORCED

1.	5	Dexter Manley	1979
	5	Curtis Boone	1978
	5	John Weimer	1976
	5	John Corker	1976
5.	4	Stacey Satterwhite	1991
	4	Jason Gildon	1993
	4	Ricky Young	1979
	4	Daria Butler	1976
9.	3	By many. Last Emmanuel Ogbah	2015

FUMBLES RECOVERED

1.	7	Phillip Dokes	1974
2.	6	Phillip Dokes	1976
3.	5	Darnell Scott	1978
	5	Bobby Douglas	1975
	5	Barry Price	1972
	5	John Little	1968
	5	Rod Smith	1987
8.	4	Sim Drain	1988
	4	Jerry Deckard	1986
	4	Rod Fisher	1980
	4	Lorenzo Turner	1976
	4	Daria Butler	1976
	4	Tony Buck	1974
	4	Jimmy Williams	1971

FUMBLES RETURNED

1.	2	Devante Averette	2-9	2016
	2	Terrence Robinson	2-97	2002
	2	Jamie Blatnick	2-64	2011
	2	Kenyatta Wright	2-3	1999
	2	Bryant Ward	2-2	2009
6.	1	By many. Last Cole Walterscheid	1-5	2016

FUMBLE RETURN YARDS

1.	97	Terrence Robinson	2-97	2002
2.	78	Tyler Patmon	1-78	2013
3.	64	Jamie Blatnick	2-64	2011
4.	63	James Thomas	1-63	2010
5.	57	Donovan Woods	1-57	2006
	57	LaWaylon Brown	1-57	2000
7.	55	Justin Gent	1-55	2009
8.	54	Tyler Johnson	1-54	2013
9.	53	Darrent Williams	1-53	2004
10.	51	Donald Booker	1-51	2009

FUMBLE RETURN TDS

1.	1	Ramon Richards	2016
	1	Madre Harper	2016
	1	Deric Robertson	2015
	1	Devante Averette	2015
	1	Tyler Patmon	2013
	1	Tyler Johnson	2013
	1	James Thomas	2010
	1	Richetti Jones	2011
	1	Daytawin Lowe	2012
	1	Donovan Woods	2006
	1	Donald Booker	2009
	1	Skip Walker	1993
	1	Grant Jones	2004
	1	Terrence Robinson	2002
	1	Josh Stewart	2011
	1	Nathan Peterson	2006
	1	Kenyatta Wright	1999
	1	Kevin Williams	1999
	1	Robbie Gillem	2001
	1	Mike Hudson	1985
	1	Chris Collins	2006

PASS BREAKUPS

1.	17	Darrent Williams	2003
2.	16	Darrent Williams	2002
3.	15	Brodrick Brown	2011
	15	Demise Williams	1985
	15	Perrish Cox	2009
6.	14	Jacob Lacey	2008
	14	Michael Cooper	2000
	14	Tom Carraway	1970
9.	13	Alvin Brown	1972
10.	12	Kevin Williams (DB)	1997
	12	Melvin Gilliam	1988
	12	Melvin Gilliam	1985
	12	Elbert Craig	2002

QB HURRIES

1.	19	Emmanuel Ogbah	2015
2.	8	Ugo Chinasa	2009
	8	Richetti Jones	2011
4.	6	Greg Richmond	2003
	6	Marque Fountain	2006
	6	Antonio Smith	2003
7.	5	Cole Walterscheid	2016
	5	Jimmy Bean	2014
	5	Calvin Barnett	2013
	5	Tyler Johnson	2013
	5	Jamie Blatnick	2009
	5	Jamie Blatnick	2011
	5	Andre Sexton	2008
	5	Terrence Robinson	2001
	5	Jason Gildon	1992
	5	Zac Akin	1999
	5	Marque Fountain	2003
	5	Paul Duren	2003



INDIVIDUAL CAREER LISTS

PASS RECEPTIONS

1.	293	Rashaun Woods (293-4414)	1999-03
2.	253	Justin Blackmon (253-3564)	2008-11
3.	224	Hart Lee Dykes (224-3510)	1985-88
4.	180	Josh Stewart (180-2204)	2011-13
5.	163	D'Juan Woods (163-2751)	2002-06
6.	161	Josh Cooper (161-1695)	2007-11
7.	152	James Washington (152-2923)	2014-16
8.	147	Dez Bryant (147-2425)	2007-09
9.	144	Tracy Moore (144-2064)	2009-13
10.	127	Adarius Bowman (127-2187)	2006-07

RECEIVING YARDS

1.	4414	Rashaun Woods (293-4414)	1999-03
2.	3564	Justin Blackmon (253-3564)	2008-11
3.	3510	Hart Lee Dykes (224-3510)	1985-88
4.	2923	James Washington (152-2923)	2014-16
5.	2751	D'Juan Woods (163-2751)	2002-06
6.	2425	Dez Bryant (147-2425)	2007-09
7.	2204	Josh Stewart (180-2204)	2011-13
8.	2187	Adarius Bowman (127-2187)	2006-07
9.	2064	Tracy Moore (144-2064)	2009-13
10.	1973	Herman Eben (114-1973)	1968-70

TOUCHDOWN RECEPTIONS

1.	42	Rashaun Woods	1999-03
2.	40	Justin Blackmon	2008-11
3.	31	Hart Lee Dykes	1985-88
4.	29	Dez Bryant	2007-09
5.	26	James Washington	2014-16
6.	20	D'Juan Woods	2002-06
	20	Adarius Bowman	2006-07
8.	18	Tracy Moore	2009-13
9.	15	Alonzo Mayes	1994-97
	15	Herman Eben	1968-70

AVERAGE YARDS/CATCH (MIN. 60 RECEPTIONS)

1.	19.23	James Washington (152-2923)	2014-16
2.	17.22	Adarius Bowman (127-2187)	2006-07
3.	16.98	Curtis Mayfield (85-1443)	1988-90
4.	16.88	D'Juan Woods (163-2751)	2002-06
5.	16.51	Herman Eben (114-1973)	1968-70
6.	16.50	Dez Bryant (147-2425)	2007-09
7.	16.08	Terry Young (77-1069)	1979-82
8.	15.94	Jhajuan Seales (112-1785)	2012-16
9.	15.67	Hart Lee Dykes (224-3510)	1985-88
10.	15.25	Isaiah Anderson (63-961)	2008-12

RECEPTIONS/GAME (MINIMUM 20 GAMES)

1.	6.66	Justin Blackmon (38 games)	2008-11
2.	6.23	Rashaun Woods (47 games)	1999-03
3.	5.46	Hart Lee Dykes (41 games)	1985-88
4.	5.29	Adarius Bowman (24 games)	2006-07
5.	5.25	Dez Bryant (28 games)	2007-09
6.	4.74	Josh Stewart (38 games)	2011-13
7.	4.40	Terry Brown (20 games)	1967-68
8.	3.92	Jalen McCleskey (26 games)	2015-16
9.	3.90	James Washington (39 games)	2014-16
10.	3.80	Herman Eben (30 games)	1968-70

TDS RESPONSIBLE FOR

1.	88	Zac Robinson	2005-09
2.	76	Brandon Weeden	2007-11
3.	66	Mike Gundy	1986-89
4.	62	Mason Rudolph	2014-16
5.	61	J.W. Walsh	2011-15
6.	60	Barry Sanders	1986-88
7.	58	Josh Fields	2001-03
8.	54	Thurman Thomas	1984-87
9.	48	Tony Lindsay	1997-00
10.	44	Clint Chelf	2009-13

TOTAL OFFENSE YARDS

1.	10175	Zac Robinson (1425-10175)	2005-09
2.	9110	Brandon Weeden (1142-9110)	2007-11
3.	8707	Mason Rudolph (1122-8707)	2014-16
4.	8272	Mike Gundy (1330-8272)	1986-89
5.	5984	Josh Fields (917-5984)	2001-03
6.	5528	Tony Lindsay (969-5528)	1997-00
7.	5341	Tone' Jones (1129-5341)	1993-96
8.	5034	Thurman Thomas (994-5034)	1984-87
9.	4977	Terry Miller (881-4977)	1974-77
10.	4953	J.W. Walsh (674-4953)	2011-15

TOTAL OFFENSE/GAME (MINIMUM 20 GAMES)

1.	300.2	Mason Rudolph (29 games)	2014-16
2.	293.9	Brandon Weeden (31 games)	2007-11
3.	226.1	Zac Robinson (45 games)	2005-09
4.	188.0	Mike Gundy (44 games)	1986-89
5.	187.0	Josh Fields (32 games)	2001-03
6.	162.6	Tony Lindsay (34 games)	1997-00
7.	159.4	Clint Chelf (30 games)	2009-13
8.	150.1	J.W. Walsh (33 games)	2011-15
9.	140.6	Bobby Reid (27 games)	2005-07
10.	136.5	Aso Pogi (28 games)	2000-02

TOTAL OFFENSE/PLAY (MINIMUM 400 PLAYS)


1.	7.98	Brandon Weeden (1142-9110)	2007-11
2.	7.76	Mason Rudolph (1122-8707)	2014-16
3.	7.51	Clint Chelf (637-4782)	2009-13
4.	7.35	J.W. Walsh (674-4953)	2011-15
5.	7.14	Zac Robinson (1425-10175)	2005-09
6.	6.81	Barry Sanders (560-3814)	1986-88
7.	6.53	Josh Fields (917-5984)	2001-03
8.	6.22	Mike Gundy (1330-8272)	1986-89
9.	6.09	Bobby Reid (623-3797)	2005-07
10.	5.91	Kendall Hunter (708-4181)	2007-10

ALL PURPOSE YARDS

1.	6017	Thurman Thomas	1984-87
2.	5484	Barry Sanders	1986-88
3.	5305	Terry Miller	1974-77
4.	4840	Kendall Hunter	2007-10
5.	4658	David Thompson	1993-96
6.	4424	Rashaun Woods	1999-03
7.	4383	Ernest Anderson	1979-83
8.	4283	Joseph Randle	2010-12
9.	4093	Jamaal Fobbs	1997-00
10.	3672	Rafael Denson	1991-94

ALL PURPOSE YARDS/GAME (MIN. 20 GAMES)

1.	171.4	Barry Sanders (32 games)	1986-88
2.	128.0	Thurman Thomas (47 games)	1984-87
3.	126.3	Terry Miller (42 games)	1974-77
3.	109.8	Joseph Randle (39 games)	2010-12
4.	109.1	Dantrell Savage (22 games)	2006-07
5.	108.3	Gerald Hudson (30 games)	1988-90
6.	107.7	Dez Bryant (28 games)	2007-09
7.	105.9	David Thompson (44 games)	1993-96
8.	103.0	Kendall Hunter (47 games)	2007-10
9.	100.1	Vernand Morency (30 games)	2002-04
10.	97.3	Andre Richardson (33 games)	1994-96



Mason Rudolph has positioned himself to set numerous career passing records in 2017.



INDIVIDUAL CAREER LISTS

DEFENSE

INTERCEPTIONS

1.	18	Bob Fenimore (18-422)	1943-46
2.	16	Mark Moore (16-307)	1983-86
	16	Melvin Gilliam (16-153)	1985-88
4.	13	Gregg Johnson (13-100)	1977-80
5.	12	Rod Brown (12-192)	1982-84
	12	Justin Gilbert (12-180)	2010-13
	12	Scott Harmon (12-175)	1990-93
	12	Adam Hinds (12-100)	1982-84
	12	Chris Rockins (12-178)	1980-83
	12	John Gates (12-157)	1968-69

INTERCEPTION RETURN YARDS

1.	422	Bob Fenimore (18-422)	1943-46
2.	353	Rod Smith (10-353)	1986-89
3.	307	Mark Moore (16-307)	1983-86
4.	282	Darrent Williams (11-282)	2001-04
5.	226	Greg Hill (6-226)	1979-82
6.	210	Shaun Lewis (8-210)	2010-13
7.	192	Rod Brown (12-192)	1982-84
8.	180	Justin Gilbert (12-180)	2010-13
9.	178	Chris Rockins (12-178)	1980-83
10.	175	Scott Harmon (12-175)	1990-93

INTERCEPTION RETURN TDS

1.	5	Darrent Williams	2001-04
2.	3	Mark Moore	1983-86
	3	Rod Smith	1986-89
4.	2	Ramon Richards	2014-16
	2	Harry Roberts	1982-85
	2	Jerry Deckard	1985-87
	2	Justin Gilbert	2010-13
	2	Patrick Lavine	2006-09
	2	Shaun Lewis	2010-12
	2	Cleveland Vann	1972-73

FUMBLES FORCED

1.	10	Stacey Satterwhite	1988-91
	10	Ricky Young	1978-81
3.	9	Curtis Boone	1978-80
	9	John Corker	1976-79
5.	7	Jason Gildon	1990-93
	7	Pete DiClemente	1978-81
	7	Dexter Manley	1979-80
	7	Shaun Lewis	2010-13
9.	6	Kenyatta Wright	1996-99
10.	5	Caleb Lavey	2010-13
	5	Daytawion Lowe	2009-13
	5	Tyler Johnson	2010-13
	5	Andre Sexton	2005-09
	5	Victor DeGrate	2003-06
	5	Donovan Woods	2003-07
	5	Rod Smith	1986-89
	5	Gary Chachere	1979-82

FUMBLES RECOVERED

1.	14	Phillip Dokes	1974-76
2.	9	Chris Rockins	1980-83
	9	Barry Price	1971-73
4.	8	Rod Smith	1986-89
	8	Jason Gildon	1990-93
	8	Rod Fisher	1981-83
	8	Mike Green	1979-82
	8	John Corker	1976-79
9.	7	John Little	1967-69
	7	Shaun Lewis	2010-13

FUMBLES RETURNED (SINCE 1982)

1.	3	Devante Averette (3-15)	2014-16
2.	2	Terrence Robinson (2-97)	1999-02
	2	Jamie Blatnick (2-64)	2007-11
	2	James Thomas (2-63)	2008-11
	2	Brodrick Brown (2-58)	2008-12
	2	Jason Gildon (2-19)	1990-93
	2	Kevin Williams (2-9)	1999-02
	2	Robbie Gillem (2-6)	1998-01
	2	Kenyatta Wright (2-3)	1996-99
	2	Bryant Ward (2-2)	2008-10

FUMBLE RETURN YARDS (SINCE 1982)

1.	97	Terrence Robinson (2-97)	1999-02
2.	78	Tyler Patmon (1-78)	2013
3.	64	Jamie Blatnick (2-64)	2007-11
4.	63	James Thomas (2-63)	2008-11
5.	58	Brodrick Brown (2-58)	2008-12
6.	57	LaWaylon Brown (1-57)	1999-02
	57	Donovan Woods (1-57)	2003-07
8.	55	Justin Gent (1-55)	2006-10
9.	54	Tyler Johnson (1-54)	2010-13
10.	53	Darrent Williams (1-53)	2001-04

FUMBLE RETURN TDS (SINCE 1982)

1.	1	Ramon Richards	2014-16
	1	Devante Averette	2014-16
	1	Deric Robertson	2013-15
	1	Tyler Patmon	2013
	1	Tyler Johnson	2010-13
	1	Nathan Peterson	2004-07
	1	Donovan Woods	2003-07
	1	Terrence Robinson	1999-02
	1	Kevin Williams	1999-02
	1	Grant Jones	2003-06
	1	Chris Collins	2006-07
	1	Daytawion Lowe	2009,11-13
	1	Josh Stewart	2011-13
	1	Skip Walker	1993
	1	James Thomas	2008-11
	1	Mike Hudson	1983-86
	1	Richetti Jones	2007-11
	1	Donald Booker	2008-09
	1	Kenyatta Wright	1996-99
	1	Robbie Gillem	1998-01

TOTAL TACKLES

1.	496	John Corker	1976-79
2.	485	Mike Green	1979-82
3.	451	Ricky Young	1978-81
4.	393	Leslie O'Neal	1982-85
5.	369	Sim Drain	1986-89
6.	332	John Little	1967-69
7.	325	Jordan Sterns	2013-16
8.	320	Andre Sexton	2005-09
	320	Phillip Dokes	1973-76
10.	319	Paul Duren	2002-05

TACKLES FOR LOSS

1.	63.0	Jason Gildon (63-325)	1990-93
2.	47.0	Leslie O'Neal (47-274)	1982-85
3.	42.0	Phillip Dokes (42-221)	1973-76
4.	40.0	Emmanuel Ogbah (40-192)	2012-15
5.	39.0	Gary Chachere (39-194)	1979-82
	39.0	Gary Lewis (39-261)	1980-82
	39.0	Dexter Manley (39-231)	1977-80
8.	37.5	Kevin Williams (37-1/184)	1999-02
9.	37.0	Nathan Peterson (34-6/194)	2004-07
	37.0	Rodney Harding (37-0/217)	1982-84

TACKLES FOR LOSS YARDAGE

1.	325	Jason Gildon (63-325)	1990-93
2.	274	Leslie O'Neal (47-274)	1982-85
3.	261	Gary Lewis (39-261)	1980-82
4.	231	Dexter Manley (39-231)	1977-80
5.	221	Phillip Dokes (42-221)	1973-76
6.	217	Rodney Harding (37-217)	1982-84
7.	194	Nathan Peterson (37-194)	2004-07
	194	Gary Chachere (39-194)	1979-82
9.	192	Emmanuel Ogbah (40-192)	2012-15
10.	185	Greg Richmond (33.5-185)	2000-03

QUARTERBACK SACKS (SINCE 1981)

1.	34.0	Leslie O'Neal (34-0/248)	1982-85
2.	33.0	Jason Gildon (32-2/213)	1990-93
3.	31.0	Rodney Harding (31/274)	1981-84
4.	28.0	Emmanuel Ogbah (25-6/168)	2012-15
5.	21.5	Greg Richmond (21-1/161)	2000-03
6.	21.0	Gary Lewis (21-159)	1981-84
7.	20.5	Nathan Peterson (19-3/151)	2004-07
8.	18.5	Kevin Williams (18-1/141)	1999-02
9.	17.0	Victor DeGrate (16-2/85)	2003-06
10.	16.5	Marcus Jones (16-1/96)	1985-88,98-01

YARDS FROM SACKS (SINCE 1981)

1.	274	Rodney Harding (31/274)	1982-84
2.	248	Leslie O'Neal (34-0/248)	1982-85
3.	213	Jason Gildon (32-2/213)	1990-93
4.	168	Emmanuel Ogbah (25-6/168)	2012-15
5.	161	Greg Richmond (21-1/161)	2000-03
6.	159	Gary Lewis (21-159)	1981-84
7.	151	Nathan Peterson (19-3/151)	2004-07
8.	141	Kevin Williams (18-1/141)	1999-02
9.	118	Juqua Thomas (13-3/118)	1999-00
10.	113	Jevon Langford (13-3/113)	1993-95
	113	Andrel Waddle (12-2/113)	1995-98

PASS BREAKUPS

1.	45	Chris Rockins	1980-83
2.	40	Darrent Williams	2001-04
3.	36	Markelle Martin	2008-11
	36	Perrish Cox	2006-09
5.	32	Melvin Gilliam	1985-88
6.	29	Jacob Lacey	2005-08
7.	27	Justin Gilbert	2010-13
8.	26	Brodrick Brown	2008-12
9.	25	Gregg Johnson	1977-80
10.	24	Tom Carraway	1969-71
	24	Bennie Goodwin	1967-69

QB HURRIES (SINCE 1982)

1.	26	Emmanuel Ogbah	2012-15
2.	17	Marque Fountain	2003-07
3.	15	Jamie Blatnick	2007-11
	15	Richetti Jones	2007-11
5.	13	Ugo Chinasa	2006-10
6.	11	Jimmy Bean	2011-15
7.	10	Greg Richmond	2000-03
	10	Leslie O'Neal	1982-85
9.	9	Jimmy Bean	2011-14
	9	Calvin Barnett	2012-13
	9	Shaun Lewis	2010-13
	9	Terrence Robinson	1999-02



INDIVIDUAL CAREER LISTS

SPECIAL TEAMS

PAT KICKS MADE

1.	229	Ben Grogan (229-234)	2013-16
2.	199	Dan Bailey (199-201)	2007-10
3.	163	Cary Blanchard (163-167)	1987-90
4.	151	Quinn Sharp (151-152)	2008-12
5.	137	Luke Phillips (137-139)	2001-03
6.	132	Jason Ricks (132-137)	2004-07
7.	110	Tim Sydnes (110-114)	1996-99
8.	102	Abby Daigle (102-107)	1973-76
9.	89	Larry Roach (89-101)	1981-84
10.	82	Colin Ankersen (82-85)	1977-80

PAT KICKS ATTEMPTED

1.	234	Ben Grogan (229-234)	2013-16
2.	201	Dan Bailey (199-201)	2007-10
3.	167	Cary Blanchard (163-167)	1987-90
4.	152	Quinn Sharp (151-152)	2008-12
5.	139	Luke Phillips (137-139)	2001-03
6.	137	Jason Ricks (132-137)	2004-07
7.	114	Tim Sydnes (110-114)	1996-99
8.	102	Abby Daigle (102-107)	1973-76
9.	101	Larry Roach (89-101)	1981-84
10.	85	Colin Ankersen (82-85)	1977-80

PAT KICK PCT (MINIMUM 20 ATTEMPTS)

1.	100.0	Joey O'Donnell (35-35)	1985-86
2.	99.3	Quinn Sharp (151-152)	2008-12
3.	99.0	Dan Bailey (199-201)	2007-10
4.	98.6	Luke Phillips (137-139)	2001-03
5.	97.9	Ben Grogan (229-234)	2013-16
6.	97.6	Cary Blanchard (163-167)	1987-90
7.	97.1	Bruce Redden (33-34)	2005-06
8.	96.5	Tim Sydnes (110-114)	1996-99
9.	96.5	Colin Ankersen (82-85)	1977-80
10.	96.4	Jason Ricks (132-137)	2004-07

FIELD GOALS MADE

1.	69	Larry Roach (69-105)	1981-84
2.	68	Ben Grogan (68-91)	2013-16
3.	57	Dan Bailey (57-72)	2007-10
4.	56	Cary Blanchard (56-77)	1987-90
5.	54	Tim Sydnes (54-80)	1996-99
6.	50	Quinn Sharp (50-59)	2008-12
7.	42	Luke Phillips (42-51)	2001-03
8.	39	Lawson Vaughn (39-58)	1992-95
9.	31	Abby Daigle (31-69)	1973-76
10.	29	Jason Ricks (29-42)	2004-07

FIELD GOALS ATTEMPTED

1.	105	Larry Roach (69-105)	1981-84
2.	91	Ben Grogan (68-91)	2013-16
3.	80	Tim Sydnes (54-80)	1996-99
4.	77	Cary Blanchard (56-77)	1987-90
	77	Larry Roach (50-77)	1982-84
6.	72	Dan Bailey (57-72)	2007-10
7.	69	Abby Daigle (31-69)	1973-76
8.	63	Colin Ankersen (26-63)	1977-80
9.	59	Quinn Sharp (50-59)	2008-12
10.	58	Lawson Vaughn (39-58)	1992-95

FIELD GOAL PCT (MINIMUM 15 ATTEMPTS)

1.	84.7	Quinn Sharp (50-59)	2008-12
2.	82.4	Luke Phillips (42-51)	2001-03
3.	80.0	Bruce Redden (12-15)	2005-06
4.	79.2	Dan Bailey (57-72)	2007-10
5.	74.7	Ben Grogan (68-91)	2013-16
6.	72.7	Cary Blanchard (56-77)	1987-90
7.	69.0	Jason Ricks (29-42)	2004-07
8.	67.5	Tim Sydnes (54-80)	1996-99
9.	67.2	Lawson Vaughn (39-58)	1992-95
10.	65.7	Larry Roach (69-105)	1982-84

PUNT YARDS

1.	10243	Cliff Parsley (239-10243)	1973-76
2.	10043	Scott Elder (247-10043)	1998-01
3.	9361	Quinn Sharp (204-9361)	2008-12
4.	8545	Matt Fodge (202-8545)	2005-08
5.	7090	Cole Farden (167-7090)	2001-04
6.	6744	Ronnie Johnson (188-6744)	1966-68
7.	6575	James Benien (152-6575)	1970-71
8.	6517	Kip Smith (160-6517)	2013-14
9.	6439	Scott Tyner (151-6439)	1992-93
10.	5724	Greg Ivy (129-5724)	1994-95

PUNT ATTEMPTS

1.	247	Scott Elder (247-10043)	1998-01
2.	239	Cliff Parsley (239-10243)	1973-76
3.	204	Quinn Sharp (204-9361)	2008-12
4.	202	Matt Fodge (202-8545)	2005-08
5.	188	Ronnie Johnson (188-6744)	1966-68
6.	167	Cole Farden (167-7090)	2001-04
7.	160	Kip Smith (160-6517)	2013-14
8.	152	James Benien (152-6575)	1970-71
9.	151	Scott Tyner (151-6439)	1992-93
10.	144	Cary Blanchard (144-5708)	1987-90

AVERAGE YARDS/PUNT (MIN. 40 ATTEMPTS)

1.	45.89	Quinn Sharp (204-9361)	2008-12
2.	44.37	Greg Ivy (129-5724)	1994-95
3.	44.00	Jason Davis (113-4972)	1996-97
4.	43.26	James Benien (152-6575)	1970-71
5.	42.86	Cliff Parsley (239-10243)	1973-76
6.	42.64	Scott Tyner (151-6439)	1992-93
7.	42.46	Cole Farden (167-7090)	2001-04
8.	42.30	Matt Fodge (202-8545)	2005-08
9.	41.75	John Conway (124-5202)	1982-83
10.	41.26	Zach Sinor (131-5405)	2014-16

BLOCKED KICKS

1.	5	Vincent Taylor	2013-16
	5	James Castleman	2011-14
	5	Chris Massey	1999-02
4.	4	Fath' Carter	2000-03
	4	Rob Warner	1971
6.	3	Leslie O'Neal	1982-85
	3	Dean Prater	1978-80
8.	2	By 15 players, last Jordan Sterns	2013-16

PUNT RETURNS

1.	76	Bennie Goodwin (76-787)	1967-69
2.	73	Dick Graham (73-487)	1969-71
3.	68	Terance Richardson (68-903)	1995-96,98-99
4.	64	Gabe Lindsay (64-854)	1999-00,02-03
5.	60	Perrish Cox (60-694)	2006-09
6.	54	Terrance Davis-Bryant (54-630)	1999-02
7.	52	Scott Harmon (52-326)	1990-93
8.	50	David Hankins (50-426)	1974-76
9.	49	Bobby Riley (49-360)	1983-86
10.	43	Andre Richardson (43-340)	1994-96
	43	RW McQuarters (43-660)	1995-97

PUNT RETURN YARDS

1.	903	Terance Richardson (68-903)	1995-96,98-99
2.	854	Gabe Lindsay (64-854)	1999-00,02-03
3.	787	Bennie Goodwin (76-787)	1967-69
4.	694	Perrish Cox (60-694)	2006-09
5.	660	RW McQuarters (43-660)	1995-97
6.	630	Terrance Davis-Bryant (54-630)	1999-02
7.	487	Dick Graham (73-487)	1969-71
8.	482	Darrent Williams (22-482)	2001-04
9.	438	Josh Stewart (25-438)	2011-13
10.	431	Dez Bryant (22-431)	2007-09

PUNT RETURN TDS

1.	3	Darrent Williams	2001-04
	3	Barry Sanders	1986-88
	3	Dez Bryant	2007-09
4.	2	Perrish Cox	2006-09
	2	Gabe Lindsay	1999-00,02-03
	2	Josh Stewart	2011-13
7.	1	By many	

AVERAGE YARDS/PUNT RETURN (MINIMUM 20 ATTEMPTS)

1.	21.91	Darrent Williams (22-482)	2001-04
2.	19.59	Dez Bryant (22-431)	2007-09
3.	17.52	Josh Stewart (25-438)	2011-13
4.	16.66	Larry Elliott (24-400)	1963-64
5.	15.35	RW McQuarters (43-660)	1995-97
6.	13.34	Gabe Lindsay (64-854)	1999-00,02-03
7.	13.28	Terance Richardson (68-903)	1995-96,98-99
8.	11.67	Terran Davis-Bryant (54-630)	1999-02
9.	11.57	Perrish Cox (60-694)	2006-09
10.	11.29	Barry Sanders (38-429)	1986-88

KICK RETURN YARDS

1.	2804	Perrish Cox (117-2804)	2006-09
2.	2681	Justin Gilbert (102-2681)	2010-13
3.	1441	Jamaal Fobbs (69-1441)	1997-00
4.	1408	Larry Elliott (62-1408)	1963-65
5.	1186	RW McQuarters (51-1186)	1995-97
6.	1148	Rafael Denson (54-1148)	1991-94
7.	1067	Chris Massey (38-1067)	1999-02
8.	1057	Barry Sanders (43-1057)	1986-88
9.	1020	Ron Ingram (48-1020)	1978-80
10.	833	Bobby Riley (40-833)	1983-86

KICK RETURNS

1.	117	Perrish Cox (117-2804)	2006-09
2.	102	Justin Gilbert (102-2681)	2010-13
3.	69	Jamaal Fobbs (69-1441)	1997-00
4.	62	Larry Elliott (62-1408)	1963-65
5.	54	Rafael Denson (54-1148)	1991-94
6.	51	RW McQuarters (51-1186)	1995-97
7.	48	Ron Ingram (48-1020)	1978-80
8.	43	Barry Sanders (43-1057)	1986-88
9.	40	Bobby Riley (40-833)	1983-86
10.	38	Chris Massey (38-1067)	1999-02

KICK RETURN TDS

1.	6	Justin Gilbert	2010-13
2.	4	Perrish Cox	2006-09
3.	3	Barry Sanders	1986-88
4.	2	Tyreek Hill	2014
	2	Dick Graham	1969-71
6.	1	By several players	

AVERAGE YARDS/KICK RETURN (MINIMUM 20 ATTEMPTS)

1.	28.08	Chris Massey (38-1067)	1999-02
2.	26.28	Justin Gilbert (102-2681)	2010-13
3.	25.68	Franklin Williams (22-565)	1963-64
4.	24.79	Andre Richardson (24-595)	1994-96
5.	24.67	Tyreek Hill (30-740)	2014
6.	24.64	Dick Graham (33-813)	1969-71
7.	24.58	Barry Sanders (43-1057)	1986-88
8.	24.44	Harry Roberts (32-782)	1982-85
9.	24.09	Grant Jones (34-819)	2003-06
10.	23.97	Perrish Cox (117-2804)	2006-09



LONGEST PLAYS

RUSHING PLAYS

1. 99 Ed Gallagher vs. Kansas State (1908)
2. 97 Dorsey Gibson vs. Houston (1953)
3. 95 Tatum Bell vs. Texas Tech (2003)
4. 91 David Thompson vs. Kansas State (1995)
- 91 Jim Dillard vs. Tulsa (1959)
6. 89 Barry Sanders vs. Miami, OH (1988)
7. 88 Tatum Bell vs. Southern Mississippi (2002)
8. 87 Kenny Zachary vs. Kansas (1984)
9. 85 Bill Bredder vs. Wyoming (1953)
10. 83 Mike Hamilton vs. Texas Tech (2005)

PASSING PLAYS

1. 95 Zac Robinson to Jeremy Broadway vs. Iowa State (2008)
2. 91 Mason Rudolph to James Washington vs Pittsburgh (2016)
3. 87 Daxx Garman to Brandon Sheperd vs. Missouri State (2014)
4. 86 Mason Rudolph to Jhajuan Seales vs Pittsburgh (2016)
5. 85 Earl Wheeler to Curtis Mayfield vs. Nebraska (1989)
- 85 Bob Cutburth to Hermann Eben vs. Kansas St. (1969)
7. 84 Mike Gundy to Gerald Hudson vs. Kansas (1989)
- 84 Tony Pounds to Dick Graham vs. Nebraska (1970)
9. 82 Mason Rudolph to James Washington at K-State (2016)
- 82 Mason Rudolph to James Washington vs Texas Tech (2016)
- 82 Mason Rudolph to Marcell Ateman vs TCU (2015)

KICKOFF RETURNS

1. 100 Justin Gilbert vs. Kansas (2013)
- 100 Justin Gilbert at Texas (2011)
- 100 Barry Sanders vs. Miami (Ohio) (1988)
- 100 Barry Sanders vs. Kansas (1987)
- 100 Barry Sanders vs. Tulsa (1987)
6. 99 Tyreek Hill at Kansas (2014)
7. 98 Perrish Cox vs. Kansas State (2007)
- 98 Dick Graham vs. Nebraska (1970)
- 98 Wayne Hallmark vs. Nebraska (1969)
- 98 Bill Bredder vs. Oklahoma (1952)
11. 97 Tyreek Hill vs. Iowa State (2014)
- 97 Chris Massey vs. Texas (2001)
- 97 Bobby Riley vs. Louisiana-Lafayette (1986)
- 97 Bobby Cole/Wayne Halmak vs. Kansas (1969)

PUNT RETURNS

1. 95 Josh Stewart vs. TCU (2013)
2. 92 Tyreek Hill at Oklahoma (2014)
3. 90 Jim Wiggins vs. Detroit (1956)
- 90 Jim Spavital vs. Drake (1946)
5. 87 Jim Spavital vs. TCU (1947)
6. 83 Wes Hankins vs. Arkansas (1974)
- 83 Benny Goodwin vs. Kansas State (1967)
- 83 B.J. Aldridge vs. SMU (1947)
9. 82 Dez Bryant vs. Houston (2009)
- 82 R.W. McQuarters vs. NE Louisiana (1997)
- 82 Mike Clark vs. Oklahoma (1989)

INTERCEPTION RETURNS

1. 97 Greg Hill vs. Kansas State (1981)
2. 95 Charles Verner vs. TCU (1993)
- 95 Rod Brown vs. Bowling Green (1984)
4. 85 Darrent Williams vs. Baylor (2001)
5. 83 Bobby Shephard vs. Kansas State (1974)
- 83 Al Scanland vs. Baylor (1942)
7. 82 Jerry Deckard vs. Illinois State (1986)
- 82 John Gattis vs. Oklahoma (1944)
9. 79 Andrew McGee vs. Tulsa (2010)
10. 78 Bill Williams/Choppy Spencer vs. Tulsa (1955)

FUMBLE RETURNS


1. 97 Greg Hill vs. Kansas State (1981)
2. 96 Alex Loyd/Cecil Hankins vs. Texas Tech (1945)
3. 93 T. Robinson at Kansas (2002)
4. 78 Tyler Patmon vs. Baylor (2013)
5. 63 James Thomas vs. Texas A&M (2010)
6. 59 Jamie Blatnick vs. Oklahoma (2011)
7. 57 LaWaylon Brown vs. Southern Miss (2000)
- 57 Donovan Woods vs. Baylor (2006)
9. 55 Justin Gent vs. Oklahoma (2009)
10. 54 Tyler Johnson at Iowa State (2013)

FIELD GOALS

1. 56 Larry Roach vs. Kansas (1981)
2. 55 Jason Ricks vs. Texas Tech (2004)
- 55 Tim Sydnes vs. Colorado (1996)
4. 53 Matt Ammendola vs Central Michigan (2016)
- 53 Jason Ricks vs. Missouri State (2006)
- 53 Luke Phillips vs. Texas (2003)
- 53 Abby Daigle vs. Oklahoma (1974)
8. 52 Dan Bailey vs. Louisiana (2010)
- 52 Dan Bailey vs. Louisiana (2010)
- 52 Bruce Redden vs. Missouri (2005)
- 52 Bruce Redden vs. Arkansas State (2005)
- 52 Luke Phillips vs. Texas (2003)
- 52 Luke Phillips vs. Southern Miss (2002)
- 52 Luke Phillips vs. Oklahoma (2001)
- 52 Luke Phillips vs. Oklahoma (2001)
- 52 Lawson Vaughn vs. Kansas State (1995)
- 52 Cary Blanchard vs. Northern Iowa (1990)
- 52 Cary Blanchard vs. Oklahoma (1989)
- 52 Cary Blanchard vs. Missouri (1988)
- 52 Larry Roach vs. Kansas State (1984)
- 52 Colin Ankersen vs. Kansas State (1980)

PUNTS

1. 82 Jason Davis vs. Oklahoma (1996)
2. 80 Cole Farden vs. Baylor (2003)
3. 78 Scott Elder vs. Kansas (1998)
- 78 Greg Ivy vs. Baylor (1994)
- 78 Quinn Sharp vs. Nebraska (2010)
6. 74 Cary Blanchard vs. Oklahoma (1990)
- 74 Jason Davis vs. Fresno State (1997)
- 74 Quinn Sharp vs. West Virginia (2012)
9. 73 Greg Ivy vs. Oklahoma (1994)
- 73 Greg Ivy vs. Colorado (1995)
- 73 Quinn Sharp vs. Kansas (2012)
- 73 Rich Thompson vs. Iowa State (1985)



Josh Stewart returned this punt 95 yards against TCU in 2013.



OPPONENT RECORDS - SINGLE GAME



TEAM SINGLE GAME

Rushes	88	at Oklahoma	Dec 2, 1972
Yards Rushing	629	at Oklahoma	Nov 18, 1978
Yards Per Rush	9.5	at Nebraska	Oct 15, 1988
TD Rushes	8	at Texas	Oct 5, 1996
Pass Attempts	73	Missouri	Oct 17, 1992
	73	at Oklahoma	Nov 24, 2012
Pass Completions	47	at Oklahoma	Nov 24, 2012
Yards Passing	646	Texas Tech	Sep 22, 2007
Yards Per Pass	15.2	at Oklahoma	Dec 03, 2016
TD Passes	7	at Texas Tech	Nov 8, 2008
Total Plays	110	TCU	Nov 7, 2015
Total Offense	718	Texas Tech	Sep 22, 2007
Yards Per Play	9.4	at Texas	Nov 6, 2004
Points Scored	75	vs. Oklahoma	1904
Points Scored (Modern Era)	73	Oklahoma	Nov 30, 1946
Sacks By	8	at Mississippi State	Sep 18, 1999
First Downs	44	at Oklahoma	Nov 24, 2012
Penalties	19	Oklahoma	Oct 24, 1998
Penalty Yards	177	Oklahoma	Oct 24, 1998
Turnovers Lost	8	Iowa State	Oct 24, 1992
Interceptions By	5	Colorado	Oct 16, 1982
	5	at Colorado	Nov 7, 1992
Punts	13	North Texas	Sep 11, 1982
	13	Baylor	Nov 21, 1998
Punting Average	68.0	Troy	Sep 27, 2008
Long Punt	87	at Nebraska	Oct 10, 1992
Long Punt Return	91	Iowa State	Oct 24, 1992

INDIVIDUAL SINGLE GAME

Rushes	39	Ennis Haywood, Iowa State	Oct 20, 2001
Yards Rushing	274	Mike Gaddis, Oklahoma	Oct 7, 1989
TD Rushes	5	Jerald Moore, Oklahoma	Nov 12, 1994
	5	Cedric Benson, Texas	Nov 6, 2004
Long Rush	90	Calvin Jones, Nebraska	Oct 10, 1992
Pass Attempts	73	Jeff Handy, Missouri	Oct 17, 1992

Pass Completions	46	Graham Harrell, Texas Tech	Sep 22, 2007
	46	Landry Jones, Oklahoma	Nov 24, 2012
Yards Passing	646	Graham Harrell, Texas Tech	Sep 22, 2007
TD Passes	6	Graham Harrell, Texas Tech	Nov 8, 2008
Long Pass	99	Jay Johnson, Northern Iowa	Sep 15, 1990
Receptions	15	Kenny Holly, Missouri	Oct 17, 1992
	15	Jordan Shipley, Texas	Oct 25, 2008
	15	Justin Brown, Oklahoma	Nov 24, 2012
	15	Jace Amaro, Texas Tech	Nov 2, 2013
Yards Receiving	237	Michael Crabtree, Texas Tech	Sep 22, 2007
TD Receptions	4	Marcus Harris, Wyoming	Sep 23, 1995
Long Reception	99	Kenny Shedd, Northern Iowa	Sep 15, 1990
Field Goals	4	Stu Crum, Tulsa	Sep 19, 1982
	4	Tom Field, Colorado	Oct 16, 1982
	4	Tim Lashar, Oklahoma	Oct 18, 1986
	4	Dan Eichloff, Kansas	Oct 31, 1992
	4	Jaret Greaser, Texas Tech	Sep 7, 1996
	4	Brad Hammerich, Missouri	Oct 6, 2001
	4	Mike Nugent, Ohio State	Dec 29, 2004
	4	Jimmy Stevens, Oklahoma	Nov 27, 2010
Long Field Goal	58	Alan Smith, Texas A&M	Sep 23, 1983
	58	Ty Stewart, Iowa State	Oct 23, 1993
Punts	13	John Starnes, North Texas	Sep 11, 1982
	13	Kyle Attebury, Baylor	Nov 21, 1998
Punting Average	68.0	Will Goggans, Troy	Sep 27, 2008
Long Punt	87	Mike Stigge, Nebraska	Oct 10, 1992
Long Punt Return	91	James McMillion, Iowa State	Oct 24, 1992
Long Kickoff Return	100	Jakeem Grant, Texas Tech	Oct 31, 2015
	100	Jerrel Jernigan, Troy	Sep 11, 2010
	100	Niles Paul, Nebraska	Oct 23, 2010
	100	Fozzy Whitaker, Texas	Oct 15, 2010
	100	D.J. Monroe, Texas	Sep 29, 2012
	100	Tyler Lockett, Kansas State	Nov 3, 2012
Tackles	26	Taft Sales, Missouri	Oct 30, 1992
Sacks	4.0	Antwaun Bynum, Missouri	Oct 6, 2001
Tackles For Loss	8.0	Robert McDade, Houston	Sep 12, 1987
Interceptions	3	Victor Scott, Colorado	Oct 16, 1982
	3	Allen Chapman, Kansas State	Nov 3, 2012



OPPONENT RECORDS - SINGLE SEASON

OFFENSE

Points Scored	406	2014
Scoring Average	31.27	2005
10-game average	28.80	1968
11-game average	31.27	2005
12-game average	28.75	1995
13-game average	31.23	2014
Touchdowns Scored	51	2014, 2015
Rushes Attempted	616	1970
Net Rushing Yards	2,914	1977
TDs Scored By Rush	33	1971
Yards Per Rush	5.3	1996
Rushing Yards Per Game	264.9	1977
Passes Attempted	570	2010
Passes Completed	356	2010
Passing Yards	3,724	2007
Most Passes Had Intercepted	29	1972
Fewest Passes Had Intercepted	5	2005
1963	5	1963
Completion Percentage	64.3	2007
Touchdowns Scored By Pass	28	2008
Highest Pass Efficiency (min. 200 att.)	142.72	2007
Fewest Passes Had Broken Up	21	1991
Yards Per Pass Attempt	8.4	1949
Passing Yards Per Game	286.5	2007
Pass Completions Per Game	27.39	2010
Pass Attempts Per Game	43.85	2010
Total Offense Plays	1,089	2011
Total Offense Yards	5,938	2011
Total Offense Yards Per Play	6.1	1996
Total Offense Yards Per Game	456.8	2011
All-Purpose Yards	7,645	2011
All-Purpose Yards Per Game	588.1	2011
First Downs	329	2011
First Downs Per Game	25.3	2011
Third-Down Conversions Made	104	2010
Third Down Conversion Pct.	49.7 (79-159)	1989
Fourth-Down Conversions Made	18	1988, 2002, 2008
Fourth-Down Conversion Pct. (min. 10 att)	.720 (18-25)	2002
Most Time of Possession Per Game	33:42	2011
Least Time of Possession Per Game	26:34	1997
Fewest Turnovers Lost	14	2014
Fewest Fumbles	9	2003
Fewest Fumbles Lost	1	2003
Most Turnovers Lost	54	1983
Most Fumbles	52	1976
Most Fumbles Lost	31	1976
Fewest Sacks Allowed	9	1989
Fewest Yards Allowed From Sacks	76	1989
Fewest Tackles For Loss Allowed	48	2004
Fewest Yards Allowed From Tackles For Loss	197	1989
Fewest Quarterback Hurries Allowed	2	1994
DEFENSE		
Fewest Points Allowed	66	1943
Lowest Scoring Average Allowed	8.80	1955
10-game average	8.80	1955
11-game average	9.64	1991
12-game average	20.83	1995
13-game average	27.62	2014
Fewest Touchdowns Allowed	12	1991
Fewest First Downs Allowed	105	1963
Fewest First Downs Allowed Per Game	8.9	1941
Lowest Third Down Conversion Pct. Allowed	28.4 (44-155)	1992
Fewest Rushing Attempts Allowed	338	1963
Fewest Rushing Yards Allowed	650	1943
Fewest Rushing Yards Allowed Per Game	65.4	1940
Fewest Yards Allowed Per Rush	1.31	1940
Fewest Rushing Touchdowns Allowed	3	1991
Fewest Pass Completions Allowed	23	1960
Fewest Pass Attempts Allowed	76	1960
Fewest Passing Yards Allowed (min. 200 att.)	1,318	1990
Fewest Passing Yards Allowed/Game (min. 200 att)	110.2	1962

Fewest Yards Allowed Per Pass Attempt	3.42	1960
Fewest Yards Allowed Per Pass Completion	9.60	1961
Lowest Completion Pct. Allowed	29.8	1972
Best Pass Efficiency Defense (min. 200 att.)	81.41	1971
Fewest Passing Touchdowns Allowed	1	1960, 1963
Fewest Total Offense Plays Allowed	514	1963
Fewest Total Offense Yards Allowed (min 11 games)	2,558	1950
Fewest Total Offense Yards Allowed Per Game	188.3	1945
Fewest Total Offense Yards Allowed Per Play	3.6	1959
Most Turnovers Gained	44	1976
Most Passes Intercepted By	24	1971
Most Fumbles Forced	15	1999, 2005
Most Fumbles Recovered	29	1973
Most Tackles	1,013	1983
Most Tackles For Loss	108	1999
Most Yards From Tackles for Loss	454	1999
Most Sacks	44	1999
Most Yards From Sacks	285	1999
Most Passes Broken Up	75	2002
Most Quarterback Hurries	29	2015
Most Safeties Recorded	2	1995
2011	2	2011

SPECIAL TEAMS

Field Goals Made	23	1985
Field Goals Attempted	38	1985
Field Goal Percentage (min. 10 FGA)	1.000 (11-11)	1998
Longest Field Goal	56	2010
Punts	89	1984, 2013
Yards Per Punt	45.3	2008
Longest Punt	87	1992
Punts Returned	48	1992
Punt Return Yards	536	1971
Yards Per Punt Return	17.8	2009
Long Punt Return	91	1992
Touchdowns By Punt Return	2	1974
1998	2	1998
1970	2	1970
1961	2	1961
2006	2	2006
Kickoffs Returned	83	2008
Kickoff Return Yards	2,073	2008
Yards Per Kickoff Return	27.4	2010
Long Kickoff Return	100	2010
2011	100	2011
2012	100	2012
2015	100	2015
2010	3	2010
Touchdowns By Kickoff Return	3	2010
Most Kicks Blocked	6	2005
Fewest Punts Attempted	22	1960
Fewest Punt Returns Allowed	14	1964, 2016
1989	14	1989
1979	30	1979
Fewest Punt Return Yards Allowed	30	1979
Fewest Yards Per Punt Return Allowed	1.8	1979
Fewest Kickoff Return Yards Allowed	344	1960
Fewest Yards Per Kickoff Return Allowed	15.3	1974
Two-Point Conversions Attempted	11	1958
Successful Two-Point Conversion Attempts	5	1988

MISCELLANEOUS

Best Turnover Margin	+15	2005
Worst Turnover Margin	-21	1983
2011	-21	2011
Most Non-Offensive Touchdowns Scored	7	1983
Most Penalties Committed	103	2002
Most Yards Penalized	913	2002
Most Penalty Yards Per Game	75.6	2001
Fewest Penalties Committed	46	1982
Fewest Yards Penalized	380	1982
Fewest Penalty Yards Per Game	32.6	2006



History

The goal posts came down when Cowboy fans celebrated Oklahoma State's 2011 Big 12 title-clinching win over Oklahoma.





COACHING HISTORY

HEAD COACHING RECORDS AT OSU

Coach	Seasons	Overall				Conference			
		W	L	T	Pct.	W	L	T	Pct.
None	4 (1901-05)*	3	13	4	.250	0	0	0	-
Lt. Boyd A. Hill	1 (1906)	1	4	2	.286	0	0	0	-
Ed Parry	2 (1907-08)	5	6	1	.458	0	0	0	-
Paul J. Davis	6 (1909-14)	29	16	1	.641	0	0	0	-
John G. Griffith	2 (1915-16)	8	9	1	.472	0	6	0	.000
Earl A. Pritchard	2 (1917-18)	8	7	0	.533	1	4	0	.200
James E. Pixlee	2 (1919-20)	3	10	3	.281	0	5	0	.000
John F. Maulbetsch	8 (1921-28)	27	37	6	.429	10	13	3	.442
Lynn O. Waldorf	5 (1929-33)	34	10	7	.735	9	1	0	.900
Albert A. Exendine	2 (1934-35)	7	12	1	.375	1	4	0	.200
Theodore J. Cox	3 (1936-38)	7	23	0	.233	3	8	0	.273
Jim Lookabaugh	11 (1939-49)	58	41	6	.581	19	10	1	.650
J.B. Whitworth	5 (1950-54)	22	27	2	.451	11	9	1	.548
Cliff Speegle	8 (1955-62)	36	42	3	.463	9	19	1	.328
Phil Cutchin	6 (1963-68)	19	38	2	.339	14	26	1	.354
Floyd Gass	3 (1969-71)	13	18	1	.422	7	14	0	.333
Dave Smith	1 (1972)	7	4	0	.636	5	2	0	.714
Jim Stanley	6 (1973-78)	35	31	2	.529	19	21	2	.476
Jimmy Johnson	5 (1979-83)	30	25	2	.544	18	15	2	.543
Pat Jones	11 (1984-94)	62	60	3	.508	30	44	3	.409
Bob Simmons	6 (1995-2000)	30	38	0	.441	16	31	0	.340
Les Miles	4 (2001-04)	28	21	0	.571	16	16	0	.500
Mike Gundy	12 (2005-pres.)	104	50	0	.675	63	39	0	.618
Totals	115	576	542	47	.515	251	287	14	.467

*no team in 1902

ALL-TIME ASSISTANT COACHES


Assistant Coach (alma mater)	Years at OSU
Greg Adkins (Marshall)	2015-16
Willie Anderson (Clemson)	1983-85
Keith Armstrong (Temple)	1990-91
Neill Armstrong (Oklahoma State)	1955-61
Marcus Arroyo (San Jose State)	2015-16
Duke Babb (Austin College)	1969-71
Carey Bailey (Tennessee)	2004
Jack Baker (Oklahoma State)	1939-62
Nelson Barnes (North Texas)	2005-07
Johnny Barr (Oklahoma)	1986-88, 1995-96
Tim Beckman (Findlay)	2007-08
Vance Bedford (Texas)	1993-94, 2005-06
Charles Bentley (Kentucky)	1963-65
Jeff Bower (Southern Miss)	1990
Joe Bowers	1979-80
Don Boyce (UTEP)	1963-64
Todd Bradford (Southern Utah)	2005-07
Gunter Brewer (Wake Forest)	2005-2010
David Browning (Texas Tech)	1993-94
Harry Buffington (Oklahoma State)	1955-62
Johnny Burnett (Cal-Santa Barbara)	1996-98
Bob Burris (Oklahoma)	1971
Ron Calcagni (Arkansas)	1996-99
Louis Campbell (Arkansas)	1985-88
Mike Cassity (Kentucky)	1997-2000
Doug Cathey (Oklahoma State)	1972-77
Duke Christian (SE Oklahoma State)	1991
Bill Clay (Arkansas)	2002-04
Joe Bob Clements (Kansas State)	2013-present
Don Cochran (Alabama)	1963
Larry Coker (Northeastern Oklahoma State)	1983-89
Bob Connelly (Texas A&M Commerce)	2014
Bob Cutburth (Oklahoma State)	1972-73
Gary Darnell (Oklahoma State)	1971-72
Butch Davis (Arkansas)	1979-83
Joe DeForest (Southwestern Louisiana)	2002-11
Otis Delaporte (Central Oklahoma)	1955-58
Jim Dickey (Houston)	1966-69
Dirk Dierking (Baylor)	1970-72
Rick Dixon (Brigham Young)	1977-78
Tim Duffie (Texas Tech)	2013-present

Assistant Coach (alma mater)	Years at OSU
Karl Dunbar (Louisiana State)	2002-04
Kasey Dunn (Idaho)	2011-present
Tom Ellis (McMurray)	1963-65
Frank Falks (Parsons College)	1981-82
Larry Fedora (Austin College)	2005-07
Carter Franklin (Texas A&M)	1966-68
James Frazier (Oklahoma State)	1969-71
Wayne Freiling (Texas A&M)	1964-68
Leon Fuller (Alabama)	1963, 65
Pug Gabrel (Texas Western)	1969-70, 72
Frank Gansz (Navy)	1973, 75
Steve Gardner (Lenoir Rhyne)	1986-89
Dorsey Gibson (Oklahoma State)	1959-61
Ted Gill (Idaho State)	1995
Robert Gillespie (Florida)	2009-2010
Toby Greene (Phillips)	1939-62
Harvey Griffin (Oklahoma State)	1971
Mike Gundy (Oklahoma State)	1990-95, 2001-04
Brent Guy (Oklahoma State)	1989-91, 95-97
Dan Hammerschmidt (Colorado State)	2015-present
Tom Harper (Kentucky)	1966-68
Mark Hatley (Oklahoma State)	1975-76
Jim Helms (Texas)	1979-80
Gene Henderson (Texas A&M)	1974-77
Josh Henson (Oklahoma State)	2001-04, 2017-present
Reggie Herring (Florida State)	1983-85
Frank Hickson (Tuskegee)	1997-2000
Fred Hightower (Texas Lutheran)	1969-71
Dana Holgorsen (Iowa Wesleyan)	2010
Lawson Holland (Clemson)	1992-94
Larry Holton (Iowa State)	1979-82
Dave Huxtable (Eastern Illinois)	2000
Mike Jacobs (Wittenberg)	2000
Bert Jacobson (Oklahoma State)	1980-81
Pete Jenkins (Western Carolina)	1978
Paul Jette (Texas)	1979-84
Denver Johnson (Tulsa)	1989-92
Jason Jones (Alabama)	2008-12
Pat Jones (Arkansas)	1979-83
Tommy Kaiser (Houston)	1994-99
Leland Kendall (Oklahoma State)	1962
Elwood Kettler (Texas A&M)	1963-68
Tom Lavigne (Grambling)	1995-98

Assistant Coach (alma mater)	Years at OSU
Bob Leahy (Emporia State)	1979-82
William Long (Oklahoma State)	1969-71
Tommy Lucas (Texas)	1969-70, 72
Curtis Luper (Stephen F. Austin)	2005-08
Doug Mallory (Michigan)	2001-04
Van Malone (Texas)	2011-14
Robert Matthews (Georgia)	2009
Bruce Mays (Ohio Northern)	1980-81
Hugh McCrabb (Oklahoma State)	1973-75
Wayne McDuffie (Florida State)	1975-76
Jason McEndoo (Washington State)	2015-present
Doug Meacham (Oklahoma State)	2005-12
Bill Michael (Arkansas)	1992-93
Les Miles (Michigan)	1995-97
Bill Miller (Texas-Arlington)	1989-94
Calvin Miller (Oklahoma State)	1991-94, 97-2001
Del Miller (Central [Iowa] College)	2000
Chuck Moller (Minnesota-Morris)	2001-04
Todd Monken (Knox College)	2002-04, 2011-12
Houston Nutt (Oklahoma State)	1984-89
Barry Pearson (Northwestern)	1979
Bum Phillips (Stephen F. Austin)	1973
Wade Phillips (Houston)	1973-74
Deek Pollard (Western Illinois)	1976-78
Ken Pope (Oklahoma)	1987-90
Larry Porter (Memphis)	2002-04
Roland Rainey (Austin College)	1972
Jason Ray (Missouri)	2013-14
Tim Reynolds (SW Oklahoma State)	1992-94
Harold Richardson (SMU)	1973-76
Dayton Riley (East Tennessee State)	1972-76
Tommie Robinson (Troy State)	2001
Rob Ryan (Southwestern Oklahoma State)	1996-99
Al Sandahl (Louisiana College)	1975-77
Brad Seely (South Dakota State)	1984-88
Bill Shimek (Central Arkansas)	1983-91
Jemal Singleton (Air Force)	2011-14
Lee Snider (Oklahoma State)	1972-74, 78
Jim Spavital (Oklahoma State)	1956-62
Glenn Spencer (Georgia Tech)	2008-present
Kevin Steele (Tennessee)	1984-86
Kent Stephenson (Northern Iowa)	1972, 77-78
Mike Summers (Georgetown [Ky.])	2000
Loyd Taylor (Texas A&M)	1964
Trooper Taylor (Baylor)	2008
Bob Thompson (Adams State)	1966-68
Olen Treadway (Iowa)	1961-62
Bill Turnbow (Texas Tech)	1974-77
Tom Turvey (Oklahoma State)	1963-65
Lance Van Zandt (Lamar)	1973-74
Ronnie Vinklarek (Southwest Texas)	1997-99
Art Walker (Colorado)	1998-2000
DeWayne Walker (Minnesota)	1995
George Walstad (Oklahoma State)	1983-94
Dave Wannstedt (Pittsburgh)	1979-82
Tom White (Alabama)	1966-68
Joe Wickline (Florida)	2005-13
Richard Wilson (Arkansas)	1995-2000
Tony Wise (Ithaca)	1979-83
John Wozniak (Knox College)	2017-present
Bowden Wyatt (Tennessee)	1964-65
Buddy Wyatt (Texas Christian)	1996
Darrell Wyatt (Kansas State)	2001
Bill Young (Oklahoma State)	1976-78, 2009-12
John Young (Texas Western)	1969
Mike Yurcich (California-PA)	2013-present
Willie Zapalac (Texas A&M)	1963



1945 AFCA NATIONAL CHAMPIONS



Bottom Row (L-R): Thurman Gay, Glenn Moore, Jim Reynolds, J.C. Colhouer, Terry Monroe, Alex Loyd, Joe Shunkamolah, Bert Cole, Holly Pearce
 Second Row (L-R): Wayne Weaver, Jean Fitter, Carl Jackson, Orville Makintubee, Otis Schellstede, Bill Grimes, Neill Armstrong, Bob Fenimore, Franklin Spruiell, Joe Thomas, John Carey, Bill Long
 Third Row (L-R): End Coach Toby Greene, Don Van Pool, Nate Watson, Clarence Tully, T.W. Ledbetter, Afton Kelly, Jim Parmer, Bob Hargrove, Sam Bratcher, Mack Creager, J.D. Cheek
 Fourth Row (L-R): Head Coach Jim Lookabaugh, Bob DeMoss, Sammy Howell, Bob Faucette, Cecil Hankins, Gene McDaniel, Don Wiebener, Donnie Williamson, Bob Meinert, George Ivie, Line Coach Al Paddock
 Top Row (L-R): Backfield Coach Jack Baker, Fred Lang, Bill Wilson, Howell Tait, Harvey Griffin, Ross Duckett, Maurice Brewton, Steve Bakajza, Burl Bartlett

1945 Results

9-0-0 (1-0-0 Missouri Valley)

*** Missouri Valley Conference Champions ***

Final AP Ranking: No. 5

Sept. 29	W	19-14	at Arkansas	
Oct. 6	W	31-7	at Denver	
Oct. 12	W	26-12	vs. SMU (in OKC)	14/NR
Oct. 20	W	46-6	at Utah	15/NR
Oct. 27	W	25-12	at TCU	17/NR
Nov. 3	Idle			9/NR
Nov. 10	W	12-6	TULSA* (Homecoming)	11/19
Nov. 17	W	46-6	TEXAS TECH	8/NR
Nov. 24	W	47-0	at Oklahoma	6/NR
Nov. 26	Idle			6/
Dec. 3	Idle			6/
<i>Sugar Bowl - New Orleans, La.</i>				
Jan. 1	W	33-13	vs. St. Mary's (Calif.)	6/NR

Historical Context

▶ Just three weeks after Japan officially surrendered on September 2 to effectively end World War II, the 1945 Oklahoma A&M football season started with a win at Arkansas on Sept. 29.

War Veterans Who Played On 1945 Team

Gene Fitter	Pilot in Europe
Bob Hargrove	Lieutenant overseas
Jim Reynolds	Piloted 52 missions over Germany
Terry Monroe	Naval Air Corps
Bert Cole	Was shot down over Yugoslavia
Otis Schellstede	Paratrooper who dropped on D-Day
J.D. Cheek	Served with famed 45th division

Fenimore, Armstrong Led Undefeated Powerhouse

Aggies of 1945 won Missouri Valley, Sugar Bowl titles

- ▶ 1945 marked the first undefeated season in Oklahoma State football history and remains the school's only undefeated season.
- ▶ The Aggies of 1945 won by an average of 23.2 points and still hold numerous school records that last to this day, including fewest points allowed, lowest average points allowed, fewest first downs allowed, fewest rushing yards allowed and fewest yards allowed per game. The 1945 squad also ranks in the top 10 in several more offensive and defensive categories, all of which is remarkable considering that season was played 70 years ago.
- ▶ Bob Fenimore was a consensus All-American who led the nation in both rushing and total offense and also ranked in the top 15 nationally in rushing yards, passing yards, scoring and punting.
- ▶ In addition to Fenimore, both Neill Armstrong and J.C. Colhouer earned All-Missouri Valley Conference recognition.

Team Stats***

	TEAM	OPP
SCORING	254	69
Points Per Game	31.8	8.6
RUSHING	2150	803
Average Per Game	268.8	100.4
PASSING	1021	739
Comp-Att-Int	53-115-15	58-145-15
Average Per Pass	8.9	5.1
Average Per Catch	19.3	12.7
Average Per Game	127.6	92.4
TOTAL OFFENSE	3181	1543
Average Per Game	397.6	192.9

*** - Final stats reflect only eight of Oklahoma A&M's nine contests. Team stats for OAMC's game against Denver (10/6) are incomplete, and are therefore excluded.

"We may have been the best team in the country that year. We had a couple of All-Americans and a group of veterans who kept us in check. In practice, we scrimmaged every day. As hard as those scrimmages were, it's a wonder that we had anything left for the games, but those scrimmages toughened us and made us better. We had a lot of older guys who had fought in the war and understood that you don't win anything unless you do it as a team."

- All-America DE Neill Armstrong



COWBOYS IN THE HALL OF FAME



COACH LYNN "PAPPY" WALDORF
College Football Hall of Fame Class of 1966



BOB FENIMORE
College Football Hall of Fame Class of 1972



BARRY SANDERS
College Football Hall of Fame Class of 2003
Pro Football Hall of Fame Class of 2004



THURMAN THOMAS
College Football Hall of Fame Class of 2008
Pro Football Hall of Fame Class of 2007



JIMMY JOHNSON
College Football Hall of Fame Class of 2012



NATIONAL FOOTBALL FOUNDATION

COLLEGE FOOTBALL HALL OF FAME

The National Football Foundation's College Football Hall of Fame features five men from Oklahoma State University.

Coach Lynn "Pappy" Waldorf was inducted into the College Football Hall of Fame in 1966, following a career that included five seasons in Stillwater. During his years in the orange and black, OSU claimed four conference championships and carved out a 3-0-2 record against state rival Oklahoma. Waldorf would end his career at the University of California with multiple Rose Bowl appearances.

The first OSU player to be inducted into the college hall was Bob Fenimore. Known as the "Blond Bomber", Fenimore led Oklahoma State, known as Oklahoma A&M during his playing days, to new heights. His accomplishments included an undefeated season and a final AP ranking of No. 5. He was inducted into the College Football Hall of Fame in 1972. Fenimore was also recently inducted into the Cotton Bowl Hall of Fame.

In 2003, the most decorated player in OSU history, running back Barry Sanders, was inducted into the College Football Hall of Fame. Sanders, whose 1988 season remains the greatest in NCAA history, rewrote school, conference and NCAA record books in his three-year career at OSU. *ESPN* recently selected Sanders as the second-best player in college football history.

Thurman Thomas, the all-time leading rusher in Cowboy history and one of OSU's all-time fan favorites, was inducted into the hall in 2008. A two-time Big Eight Conference player of the year, Thomas is also a member of the Pro Football Hall of Fame. Thomas led Oklahoma State in rushing for four straight seasons and ended his career with 50 touchdowns and 5,001 rushing yards.

Coach Jimmy Johnson was inducted in 2012. He served as OSU's head coach from 1979-83 and his time at OSU began with a bang when he helped lead an undermanned Cowboy squad to a 7-4 record in his first year. He was named Big Eight coach of the year for his efforts. During his time in Stillwater, OSU fielded some of the better defenses in school history, with players like Ricky Young, Leslie O'Neal and Gary Lewis leading the way.

FROM STILLWATER TO CANTON

As teammates at Oklahoma State, Barry Sanders and Thurman Thomas combined to form perhaps the best backfield duo in NCAA history. And just to prove their point, the two Cowboys took their act to the National Football League, and their road together didn't stop until they were both inducted into the Pro Football Hall of Fame in Canton, Ohio.

Sanders was immortalized in 2004 with his induction. Thomas joined his former teammate in Canton in 2007.

Sanders and Thomas are two of the NFL's all-time leading rushers and are considered among the greatest running backs ever to play the game.





ALL-AMERICANS

THREE-TIME ALL-AMERICANS



1984, 1985, 1986

MARK MOORE

SAFETY | NACOGDOCHES, TX

- 1984 Walter Camp All-America
- 1985 Associated Press All-America
- 1985 Sporting News All-America
- 1986 Associated Press All-America

Mark Moore was one of the most feared defensive players, not only in the Big Eight Conference, but around the nation. The hard-hitting safety roamed the defensive secondary looking for opponents to knock down and he picked off 16 passes to rank second all-time at Oklahoma State.

A member of the OSU Athletics Hall of Fame, Moore registered 311 tackles during his four-year career, including 91 in 1985 and 96 in 1986. He intercepted seven passes during his All-America junior season, one shy of the school record of eight for a season and the fifth-best total in the nation that year. He was a two-time All-America selection by the *Associated Press* in 1985 and 1986 and earned All-America honors from the Walter Camp Football Foundation in 1984.

During his All-America seasons, OSU allowed just 135 yards per game passing in 1985 and 121 in 1986, the lowest two averages since 1978. Moore was a fourth-round pick by the Seattle Seahawks in 1987.

MOORE'S CAREER DEFENSIVE STATS

Year	GP	UT-AT-TT	TFL	Sacks	INT	PBU	QBH	FF	FR	BK
1983	12	21-29-50	2.0	2.0	2	6	5	1	1	0
1984	12	41-34-75	2.0	0.0	5	9	1	0	0	0
1985	12	62-39-101	1.0	0.0	7	4	2	1	2	0
1986	11	61-35-96	1.0	0.0	2	3	0	0	2	0
Career	47	185-137-322	6.0	2.0	16	22	8	2	5	0

Mark Moore is Oklahoma State's first three-time All-American.



2010 (PUNTER), 2011 & 2012 (KICKER)

QUINN SHARP

KICKER/PUNTER | MANSFIELD, TX

- 2010 FWAA All-America punter
- 2011 FWAA All-America kicker
- 2012 AFCA All-America kicker

Quinn Sharp is one of only two players ever to be a first-team All-America punter and a first-team All-America kicker by the Football Writers Association of America, as the organization tabbed him as its All-America punter in 2010 and its All-America kicker in 2011. The American Football Coaches Association honored him as a kicker in 2012.

A two-time honoree as the Big 12 Special Teams Player of the Year (2011 and 2012), Sharp led the nation in touchbacks on kickoffs each of his four seasons at OSU, set an NCAA single-season record for points scored by a kicker with 156 in 2012 and led all players active in 2012 with a 45.9 career yards-per-punt average.

Owner of perhaps the most powerful boot in the nation throughout his career, Sharp served as OSU's kickoff man and punter during his freshman and sophomore years, then added placekicking chores after the graduation of 2010 Lou Groza Award winner Dan Bailey following the 2010 season.

As a sophomore in 2010, Sharp matched an NCAA record by averaging 60.4 yards per punt in a game against Nebraska (five punts for 302 yards).

SHARP'S CAREER KICKING STATS

Year	FGM-A	XP-A	1-19	20-29	30-39	40-49	50-99	Lg	Blk
2009	0-0	0-0	0-0	0-0	0-0	0-0	0-0	0	0
2010	0-0	0-0	0-0	0-0	0-0	0-0	0-0	0	0
2011	22-25	79-80	4-4	10-10	6-8	2-3	0-0	46	0
2012	28-34	72-72	0-0	13-13	6-6	7-10	2-5	51	0
Career	50-59	151-152	4-4	23-23	12-14	9-13	2-5	51	0

SHARP'S CAREER PUNTING STATS

Year	No.	Yards	Avg.	Lg	TB	FC	120	Blk	50+	60+
2009	67	3023	45.1	67	4	12	24	0	27	5
2010	46	2127	46.2	78	4	16	15	0	14	6
2011	47	2175	46.3	60	8	9	12	0	20	2
2012	44	2036	46.3	74	2	12	18	0	19	5
Career	204	9,361	45.9	78	18	49	69	0	80	18

TWO-TIME ALL-AMERICANS



1944, 1945

BOB FENIMORE

RUNNING BACK | WOODWARD, OK

- 1944 Consensus All-America (AP, FWAA, Sporting News)
- 1945 Unanimous All-America

If Bob Fenimore seemed like he was all over the field, it's because he was. Fenimore excelled on the offensive side of the ball, the defensive side of the ball, and on special teams. His exceptional talent and play earned the "Blond Bomber" consensus All-America honors in 1944 and 1945. He was the first player from the university awarded All-America honors.

In 2007, he was inducted into the Cotton Bowl Hall of Fame. He also holds membership in the OSU Hall of Fame as well as the College Football Hall of Fame.

The leader of OSU teams that went 8-1 with a Cotton Bowl victory in 1944 and a perfect 9-0 with a Sugar Bowl win in 1945 and a ranking of fifth in the final *Associated Press* poll, Fenimore's play was legendary.

From his halfback position, he established himself as one of the nation's finest players. The numbers speak for themselves. In 1944, he led the nation in total offense (1,758 yards), was third in rushing (899), eighth in passing (997), ninth in scoring (77), and 13th in punting (37.3).

In OSU's undefeated 1945 season, he was the national leader in both total offense (1,641), and rushing (1,119), while ranking seventh in punting (39.0), and 13th in scoring (72). His 18 interceptions during his OSU career remain a school record, and his 4,627 career yards of total offense were not eclipsed until Mike Gundy came along more than 40 years later.

Fenimore was a first round draft choice of the Chicago Bears in 1947.



1945, 1946

NEILL ARMSTRONG

DEFENSIVE END/RECEIVER | TISHOMINGO, OK

- 1945 Associated Press All-America
- 1946 Central Press All-America

Known to his teammates as "Felix the Cat", Neill Armstrong helped guide Oklahoma A&M during its glory days. He was a four-year letterman from 1943-46 for head coach Jim Lookabaugh's Aggies and was a third-team All-American by the Associated Press in 1945 and a third-team All-American by the Central Press Association in 1946.

Armstrong, a native of Tishomingo, played on two of Oklahoma A&M's most successful teams, as the Aggies won the Cotton Bowl in 1944 and the Sugar Bowl in 1945. In 1946, Armstrong earned All-America honors at defensive end, while also calling plays.



ALL-AMERICANS

In A&M's vaunted single-wing offense, Armstrong twice led the nation in receiving, while teammate Bob Fenimore led the nation in total offense. As a senior in 1946, he caught 32 passes for 479 yards.

Armstrong was a first-round draft choice of the Philadelphia Eagles and played from 1947-51. Armstrong then joined the coaching ranks, eventually becoming the head coach of the Chicago Bears from 1978-81.




1976, 1977
TERRY MILLER
RUNNING BACK | COLORADO SPRINGS, CO

1976 Associated Press All-America
1976 FWAA All-America
1977 Unanimous All-America

Only three players in Big Eight history rushed for 4,000 yards during their careers and Terry Miller is one of them. Mike Rozier of Nebraska (4,780) and Thurman Thomas of Oklahoma State (5,001) were the only others.

Miller gained 4,754 yards while establishing himself as one of the nation's best in the 1970s. He is the only player in school history to record three 1,000-yard rushing seasons. As a sophomore in 1975, he gained 1,026 yards and then, during All-America seasons in 1976 and 1977, he led the Big Eight with 1,887 as a junior and 1,680 as a senior. Those numbers ranked fifth in the nation in 1976 and third in 1977.



Terry Miller was the Heisman Trophy runner-up in 1976.

Miller was tabbed as the Big Eight offensive player of the year in both 1976 and 1977. He finished runner-up to Earl Campbell in the 1977 Heisman Trophy balloting.

Miller's 49 career touchdowns at OSU trail only Barry Sanders and Thurman Thomas. Miller was a first-round draft choice of the Buffalo Bills in 1978. His jersey number 43 is one of three no longer in use at Oklahoma State. He was a Football Writers Association of America (FWAA) and Associated Press All-American in 1976 and 1977 and a Walter Camp All-American and AFCA All American in 1977.

MILLER'S CAREER RUSHING STATS

Year	G	Att.	Yds.	TD	Long	Avg.	Avg./G
1974	9	87	334	1	42	3.8	37.1
1975	11	179	1026	11	81	5.7	93.3
1976	12	291	1714	23	78	5.9	142.8
1977	11	314	1680	14	78	5.4	152.7
Career	43	871	4754	49	81	5.5	110.6



1984, 1985
LESLIE O'NEAL
DEFENSIVE LINEMAN | LITTLE ROCK, AR

1984 Associated Press All-America
1984 Sporting News All-America
1985 Unanimous All-America

Oklahoma State's defenses in 1984 and 1985 may have been the best in school history, and they were anchored by two-time All-American lineman Leslie O'Neal.

O'Neal was a dominant force on teams which allowed just a total of 34 touchdowns over two seasons, the lowest totals ever at OSU. He was named Big Eight defensive player of the year in 1984 and earned All-Big Eight honors in each of his last three seasons as a Cowboy.

O'Neal set a school record that stands to this day by registering 16.0 sacks for 118 yards lost in 1984. He also remains the OSU career leader with 34.0 sacks.

He was a first-round draft choice of the San Diego Chargers in 1986. O'Neal retired following the 1999 season. During his career, the defensive end was selected to the Pro Bowl six times, while recording 136.0 career sacks.

During his career, the Cowboys played in the Bluebonnet Bowl and consecutive Gator Bowls. He was a unanimous All-American in 1985, earning a spot on each of the five recognized teams (American Football Coaches Association, Associated Press, Football Writers Association of America, *The Sporting News* and Walter Camp).

O'NEAL'S CAREER DEFENSIVE STATS

Year	GP	UT-AT-TT	TFL	Sacks	INT	PBU	QBH	FF	FR	BK
1982	N/A	4-2-6	0.0	0.0	0	0	1	0	1	0
1983	12	52-56-108	15.0	11.0	0	7	2	-	3	-
1984	12	75-71-146	17.0	14.0	0	6	28	3	0	2
1985	12	53-59-112	15.0	7.0	1	4	27	2	2	1
Career	36*	184-188-372	47.0	32.0	1	17	58	5	6	3

* Not counting the unavailable total from 1982



1985, 1987
THURMAN THOMAS
RUNNING BACK | MISSOURI CITY, TX

1985 United Press International All-America
1987 Associated Press All-America
1987 Sporting News All-America

The all-time leading rusher in Oklahoma State football history, Thomas ran for 5,001 yards and scored 50 touchdowns over his four-year career. He was Oklahoma State's leading rusher in each of his four seasons and was the Big Eight leader in both 1985 and 1987. He was voted the Big Eight Conference's offensive player of the year after both seasons.

In 1985, he rushed for 1,650 yards, good for fourth in America. In 1987, his 1,767 yards were the third-most nationally. His 22 career 100-yard rushing games are second in OSU history only to Terry Miller's 26.

A knee injury prevented Thomas from being a first-round draft choice, but Buffalo stole him in the second round in 1988. He was that team's most effective weapon in four straight Super Bowl seasons, and he was named the NFL's Most Valuable Player after the 1991 season.

He is a 2007 inductee in the Pro Football Hall of Fame, joining his OSU teammate, Barry Sanders. His No. 34 jersey is one of three no longer in use at Oklahoma State.


Thomas was a 2008 inductee in the National College Football Hall of Fame.

THOMAS'S CAREER RUSHING STATS

Year	G	Att.	Yds.	TD	Long	Avg.	Avg./G
1984	12	205	843	7	28	4.1	70.2
1985	12	328	1650	15	65	5.0	137.5
1986	11	173	741	4	56	4.3	67.4
1987	12	283	1767	21	66	6.2	147.2
Career	47	989	5001	47	66	5.1	106.4

THOMAS'S CAREER RECEIVING STATS

Year	G	Rec.	Yds	TD	Long	Avg.	Avg./G
1984	12	22	122	0	28	5.5	10.2
1985	12	22	142	1	30	6.5	11.8
1986	11	18	150	1	28	8.3	13.6
1987	12	22	204	0	45	9.3	17.0
Career	47	84	618	2	45	7.4	13.1



Thurman Thomas is the only Cowboy to rush for 5,000 yards in a career.



ALL-AMERICANS



1987, 1988

BARRY SANDERS

RUNNING BACK | WICHITA, KS

1987 *Sporting News All-America (kick returner)*

1988 *Unanimous All-America (running back)*

While playing behind starting tailback Thurman Thomas in 1987, Barry Sanders had to make his mark somewhere on the field during his sophomore season. He did that returning kickoffs and punts and in fact, his exploits earned him All-America honors as a return man.

With the departure of Thomas to the NFL, Sanders became the go-to guy in 1988 and he responded with a season that may not be matched for years, if ever. He established 34 NCAA records, while posting the best rushing season in college football history.

His domination of college football that year earned him the Heisman Trophy and unanimous All-America honors. He helped make the Oklahoma State offense one of the most productive in college football history.

Among his most outrageous statistics in 1988:

* 237.5 rushing yards per game

* 7.6 yards per carry

* 44 touchdowns scored (3.7 per game)

* Four games with at least 300 yards rushing

* 937 rushing yards and 13 touchdowns in one three-game span against Kansas, Iowa State and Texas Tech.

Sanders was a first-round draft choice by the Detroit Lions in 1989. The No. 21 jersey Sanders wore as a Cowboy is one of just three numbers not in use at Oklahoma State. He is also a member of both the Pro Football and College Football Halls of Fame.

SANDERS' CAREER RUSHING STATS

Year	G	Att.	Yds.	TD	Long	Avg.	Avg./G
1986	8	74	325	2	28	4.4	40.6
1987	12	111	622	9	50	5.6	51.8
1988	12	373	2850	42	89	7.6	237.5
Career	32	558	3797	53	89	6.8	118.7

SANDERS' CAREER RECEIVING STATS

Year	G	Rec.	Yds	TD	Long	Avg.	Avg./G
1986	8	0	0	0	0	0.0	0.0
1987	12	4	59	1	27	14.8	4.9
1988	12	21	142	0	30	6.8	11.8
Career	32	25	201	1	30	8.0	6.3

SANDERS' CAREER RETURN STATS

Year	KR	Yds	TD	Long	Avg.	PR	Yds	TD	Long	Avg.
1986	7	166	0	27	23.7	9	43	0	23	4.8
1987	15	470	2	100	31.3	18	273	2	73	15.2
1988	21	421	1	100	20.0	11	113	1	61	10.3
Career	43	1057	3	100	24.6	38	429	3	73	11.3



2002, 2003

RASHAUN WOODS

RECEIVER | OKLAHOMA CITY, OK

2002 *Walter Camp All-America*

2002 *Sporting News All-America*

2003 *AFCA All-America*

2003 *Walter Camp All-America*

Rashaun Woods' Oklahoma State career was nothing short of phenomenal. The Oklahoma City native finished his career with 293 catches for 4,414 yards and 42 touchdowns to top OSU in every category.

Woods was the first player in Big Eight or Big 12 history to reach the 4,000-yard receiving mark. He was a recognized All-American in 2002 (*The Sporting News*, *Walter Camp*) and 2003 (*AFCA*, *Walter Camp*).

He posted 1,000-yard seasons in 2001 (80 catches for 1,023 yards and 10 touchdowns), 2002 (107 catches for 1,695 yards and 17 touchdowns) and 2003 (77 catches for 1,367 yards and 15 touchdowns).

He finished his collegiate career with a string of 45 consecutive games with at least two receptions. Woods also set an NCAA record with an astounding seven touchdown receptions against SMU, breaking a 34-year old record.

Woods led OSU to its first bowl victory since 1988 with his nine-catch, 164-yard, one-TD performance in the 2002 Houston Bowl.

Woods was a first-round draft pick of the 49ers in 2004.

WOODS' CAREER RECEIVING STATS

Year	G	Rec.	Yds	TD	Long	Avg.	Avg./G
1999	2	0	0	0	0	0.0	0.0
2000	8	29	329	0	24	11.3	41.1
2001	11	80	1023	10	42	12.8	93.0
2002	13	107	1695	17	69	15.8	130.4
2003	13	77	1367	15	51	17.8	105.2
Career	47	293	4414	42	69	15.1	93.9



2008, 2009

PERRISH COX

KICK RETURNER/CORNERBACK | WACO, TX

2008 *CBS Sportsline.com All-America*

2009 *Associated Press All-America*

2009 *Sporting News All-America*

The versatile Perrish Cox was a *CBSsportsline.com* All-America kick returner his junior season as he continued a career that ranked among the NCAA's all-time best in the return game. He ended his OSU stay by being named a first-team All-America defensive back by *The Sporting*

News as a senior. He was a second-team All-America corner as selected by the *Associated Press* in 2009.

As a senior, Cox led the NCAA with 1.73 passes defended per game. He had four interceptions and he ended his career as the Big 12 Conference's all-time leader in kickoff return yards with 2,804. His final numbers included a then-OSU record with four kickoffs returned for touchdowns and six overall returns for scores with his two punt returns added to the total.

Cox finished his All-America return season third in the nation with an average of 29.8 yards per attempt.

COX'S CAREER DEFENSIVE STATS

Year	G	UA-AT-TT	TFL	PD	FF	FR	BK
2006	12	18-6-24	0.0-0	7	1	0	0
2007	13	32-10-42	0.0-0	10	0	0	0
2008	13	24-8-32	1.0-1	10	0	0	1
2009	11	34-2-36	1.0-4	19	0	1	0
Career	49	108-26-134	2.0-5	46	1	1	1

COX'S CAREER RETURN STATS

Year	KR	Yds	TD	Long	Avg.	PR	Yds	TD	Long	Avg.
2006	25	595	1	96	23.8	24	308	0	63	12.8
2007	31	665	1	98	21.5	17	188	1	67	11.1
2008	30	895	2	90	29.8	0	0	0	0	0.0
2009	31	649	0	74	20.9	19	198	1	67	10.4
Career	117	2804	4	98	24.0	60	694	2	67	11.6



2008, 2010

KENDALL HUNTER

RUNNING BACK | TYLER, TX

2008 *FWAA All-America*

2010 *Consensus All-America (AFCA, AP, Walter Camp)*

Kendall Hunter was an excellent role player as a freshman. As a sophomore, he earned All-America honors. He was awarded first-team All-America status by the Football Writers Association of America and first-team All-Big 12 honors as well in 2008. His junior season was derailed by injury but he returned as a senior with consensus All-America honors while rushing for 1,548 yards. In the process he became the first two-time All-America running back at OSU since Thurman Thomas.

Hunter finished seventh nationally and easily led his conference with 119 rushing yards per game and a season total of 1,555 yards during his sophomore season. He ran for 14 touchdowns in 2008 and broke the 100-yard mark nine times to become just the fifth Cowboy to accomplish that feat in a single season.

Hunter's senior season saw him earn All-America honors from *Walter Camp*, *Associated Press* and the American Football Coaches Association. He ended his career with 4,181 rushing yards to rank fourth all-time at OSU. For his career, he averaged 5.9 yards per carry and rushed for 37 touchdowns. He ended his career third all-time at OSU with 20 100-yard rushing games.



ALL-AMERICANS

HUNTER'S CAREER RUSHING STATS

Year	G	Att.	Yds.	TD	Long	Avg.	Avg./G
2007	13	107	696	4	46	6.5	53.5
2008	13	241	1555	16	68	6.5	119.6
2009	8	89	382	1	46	4.3	47.8
2010	13	271	1548	16	66	5.7	119.1
Career	47	708	4181	37	68	5.9	89.0

HUNTER'S CAREER RECEIVING STATS

Year	G	Rec.	Yds	TD	Long	Avg.	Avg./G
2007	13	10	137	1	47	13.7	10.5
2008	13	22	198	1	31	9.0	15.2
2009	8	11	83	0	27	7.5	10.4
2010	13	20	101	0	37	5.1	7.8
Career	47	63	519	2	47	8.2	11.0



2010, 2011
JUSTIN BLACKMON
WIDE RECEIVER | ARDMORE, OK

2010 Unanimous All-America
2011 Unanimous All-America

Justin Blackmon was unquestionably the best receiver in America in both 2010 and 2011. Blackmon won the Biletnikoff Award given to the nation's top receiver after both his sophomore and junior seasons, becoming only the second player to win the award twice. He was a unanimous All-American in both 2010 and 2011 and was the 2010 Big 12 Offensive Player of the Year.


Blackmon's 1,782 receiving yards were an NCAA sophomore record. His 20 touchdown receptions in 2010 were the seventh-most ever recorded.

As a junior in 2011, Blackmon found himself the primary focus of every defense that OSU faced, but still made 122 catches for 1,522 yards with 18 touchdowns. His 122 receptions set the 13th-highest total in NCAA history.

He was named offensive MVP of both the 2010 Alamo Bowl and the 2012 Fiesta Bowl.

BLACKMON'S CAREER RECEIVING STATS

Year	G	Rec.	Yds	TD	Long	Avg.	Avg./G
2009	13	20	260	2	32	13.0	20.0
2010	12	111	1782	20	81	16.1	148.5
2011	13	122	1522	18	67	12.5	117.1
Career	38	253	3564	40	81	14.1	93.8



Justin Blackmon won the Biletnikoff Award as the nation's top receiver in both 2010 and 2011.

SINGLE-SEASON ALL-AMERICANS



1958
JIM WOOD
DEFENSIVE END | TONKAWA, OK

1958 AFCA All-America

Jim Wood was OSU's third All-American and was the first since 1946 when he was voted the honor by America's football coaches.

Wood, who was honored as a defensive end, played a little bit of everything for the Pokes. On the offensive side of the ball, he led the team in receiving with 21 catches for 282 yards. He also handled the punting chores for the Cowboys, averaging 39.3 yards per kick.

Wood was a third-round draft choice of the Washington Redskins in 1959.



1967
HARRY CHEATWOOD
DEFENSIVE BACK | OKLAHOMA CITY, OK

1967 Central Press All-America

Named after the former president, Harry Truman Cheatwood made a name for himself picking off passes in Oklahoma State's defensive backfield from 1965-67.

Cheatwood was honored as an All-American in 1967 for his work at safety. He logged 127 tackles in 1967.

He also tied for the team lead in interceptions in 1965 (2) and 1966 (3), and earned first-team All-Big Eight plaudits as a senior.

CHEATWOOD'S CAREER DEFENSIVE STATS

Year	GP	UT-AT-TT	TFL	Sacks	INT	PBU	QBH	FF	FR	BK
1965	-	39-25-64	-	-	2	6	-	-	1	0
1966	-	57-18-75	-	-	3	5	-	-	1	0
1967	-	87-40-127	-	-	0	10	-	-	2	0
Career	-	183-83-266	*	*	5	21	*	*	4	0

* Category not tracked



1968
JON KOLB
OFFENSIVE LINEMAN | OWASSO, OK

1968 AP, UPI, Central Press All-America

Jon Kolb anchored the Oklahoma State offensive line from the center position from 1966-68. He earned All-America accolades during his senior campaign in 1968.

Kolb was also a two-time all-conference selection, earning that distinction in 1967 and 1968.

Following his senior season, Kolb participated in the Senior Bowl, the North-South Shrine Bowl, the Coaches All-American Game and the College All-Star Game.

After being selected in the third-round of the NFL Draft by Pittsburgh, he competed for the Steelers from 1969-81.

Kolb helped lead the Steelers to championships in Super Bowls IX, X, XIII and XIV.

He was inducted into the OSU Hall of Honor in the spring of 2001.



1969
JOHN WARD
OFFENSIVE LINEMAN | TULSA, OK

1969 AFCA All-America
1969 FWAA All-America
1969 Kodak All-America

In 1969, John Ward earned Kodak and FWAA All-America honors on the football field and on the wrestling mat for OSU. The star offensive tackle anchored the Cowboys' line from 1967-69.

Ward displayed his skills at four all-star games, including the East-West Classic, Senior Bowl, Coaches All-American Game and the College All-Star Game.

Ward was a first-round draft choice of the Minnesota Vikings in 1970. He spent five seasons with the Vikings, before splitting the 1976 season between Tampa Bay and Chicago.



1973
CLEVELAND VANN
LINEBACKER | SEGUIN, TX

1973 FWAA All-America

A two-time All-Big Eight performer, Cleveland Vann captured All-America honors in 1973 by the Football Writers Association of America, just two years after playing on the offensive side of the ball as a fullback. In fact, heading into the 1972 season, Vann was actually the team's leading returning rusher before he switched to middle linebacker during spring practice.

The move to defense was a smart one, as Vann racked up 241 tackles in his two seasons on the defensive side of the ball.

He led the team in tackles in both his junior (122) and senior (117) seasons.

Vann showcased his skills at the 1973 Blue-Gray Game and the East-West Classic before being drafted in the fifth round by the Miami Dolphins.

VANN'S CAREER RUSHING STATS

Year	GP	Rush Att.	Gain	Lost	Net	Avg.	Long
1971	-	65	247	7	240	3.8	14
Career	-	65	247	7	240	3.8	14

VANN'S CAREER DEFENSIVE STATS

Year	GP	UT-AT-TT	TFL	Sacks	INT	PBU	QBH	FF	FR	BK
1972	-	72-50-122	6	-	3	2	-	-	0	0
1973	-	80-37-117	6	-	1	0	-	-	1	0
Career	-	152-87-239	12	*	4	2	*	*	1	0

* Category not tracked



ALL-AMERICANS



1973
ALVIN BROWN
SAFETY | RAVENNA, TX

1973 Football News All-America

Alvin Brown, who didn't play high school football until his junior year, covered the Oklahoma State secondary with lightning speed in 1972 and 1973. His outstanding 1973 season earned him All-America recognition as well as all-conference honors.

The Ravenna, Texas, native picked off eight passes that year, tying a school record and leading the Big Eight Conference. Brown also played in the 1973 Hula Bowl.

BROWN'S CAREER DEFENSIVE STATS

Year	GP	UT-AT-TT	TFL	Sacks	INT	PBU	QBH	FF	FR	BK
1972	-	22-45-67	1	-	8	13	-	-	0	0
1973	-	22-26-48	1	-	1	3	-	-	0	0
Career	-	44-71-115	2	-*	9	16	-*	-*	0	0

* Category not tracked



1975
JAMES WHITE
DEFENSIVE TACKLE | HOT SPRINGS, AR

1975 Sporting News All-America

Nicknamed "Duck," James White was Oklahoma State's first four-year letterman. He accounted for 203 tackles in his career, including 86 tackles during his All-America season of 1975.

White also played on the Cowboys' victorious Fiesta Bowl team in 1974.

A first-round draft choice of the Minnesota Vikings in 1976, White played eight years in the NFL and was a member of the Vikings' legendary "Purple People Eaters" defense.

WHITE'S CAREER DEFENSIVE STATS

Year	GP	UT-AT-TT	TFL	Sacks	INT	PBU	QBH	FF	FR	BK
1972	-	4-3-7	3	-	0	0	-	-	3	0
1973	-	22-4-26	1	-	0	0	-	-	1	0
1974	-	22-58-80	6	-	0	1	-	-	2	0
1975	-	38-48-86	9	-	0	0	-	-	0	0
Career	-	86-113-199	19	-*	0	1	-*	-*	6	0

* Category not tracked



1976
PHILLIP DOKES
DEFENSIVE TACKLE | LITTLE ROCK, AR

1976 College Football News All-America

Phillip Dokes instilled fear in the hearts of opponents, prowling along the Pokes' defensive front from 1974-76. He was a two-time All-Big Eight selection (1974, 1976) and was honored as an All-American by *College Football News* in 1976.

OSU's all-time career leader with 14 fumble recoveries, Dokes racked up 277 tackles in an OSU uniform. He turned in his best season in 1976 with 100 tackles after leading OSU with 92 tackles the previous year. The Cowboys earned a share of the Big Eight title in 1976.

Dokes was also a two-time academic all-conference selection (1974-75).

In 1976, Dokes played in the Blue-Gray Game and the Senior Bowl before being drafted by the Buffalo Bills in the first round.

DOKES' CAREER DEFENSIVE STATS

Year	GP	UT-AT-TT	TFL	Sacks	INT	PBU	QBH	FF	FR	BK
1973	-	22-15-37	8	-	0	2	-	-	1	0
1974	-	24-61-85	4	-	1	1	-	-	7	0
1975	-	44-48-92	16	-	1	1	-	-	1	0
1976	-	33-73-106	14	-	0	5	-	2	6	0
Career	-	123-197-320	42	-*	2	9	-*	2^	15	0

* Category not tracked until 1981 | ^ Not tracked until 1976



1976
DERREL GOFOURTH
CENTER | PARSONS, KS

1976 AFCA All-America

One of the most decorated offensive linemen in OSU history, Derrel Gofourth anchored the Oklahoma State offensive front from 1974-76. Twice chosen as an All-Big Eight performer (1975-76), Gofourth captured AFCA All-America honors in 1976.

Gofourth played in four all-star games, including the Blue-Gray Game, Hula Bowl, Senior Bowl and the Japan Bowl. He was a seventh-round selection of the Green Bay Packers in 1977.

The Parsons, Kan., native spent six seasons with the Packers before moving on to the Chargers in 1983 and 1984.



1978
JOHN CORKER
LINEBACKER | MIAMI, FL

1978 Associated Press All-America

This linebacker was everywhere for Oklahoma State from 1976-79. John Corker finished his four years in Stillwater as the Cowboys' all-time leading tackler and a 1978 Associated Press All-American.

Corker is the lone Cowboy to post four seasons with at least 100 tackles. In his sophomore and junior seasons, he racked up 132 and 130, respectively. He was recognized as the Big Eight defensive player of the year in 1978 to become the first OSU player to win the honor.

As a freshman, the Miami, Fla., native posted 111 tackles and helped lead the Pokes to a Tangerine Bowl victory over Brigham Young.

Corker was a fifth-round draft choice of the Houston Oilers in 1980. He spent three seasons in Houston before playing the 1988 season for Green Bay.

CORKER'S CAREER DEFENSIVE STATS

Year	GP	UT-AT-TT	TFL	Sacks	INT	PBU	QBH	FF	FR	BK
1976	-	42-79-121	4.0	-	3	6	-	5	0	0
1977	-	53-79-132	4.0	-	2	5	-	4	1	0
1978	-	40-90-130	4.0	-	0	5	-	2	2	0
1979	-	35-78-113	2.0	-	0	3	-	3	2	0
Career	-	170-326-496	14.0	-*	5	19	-*	14	5	0

* Category not tracked until 1981



1981
RICKY YOUNG
LINEBACKER | CHICAGO, IL

1981 Associated Press All-America

Ricky Young followed John Corker as OSU's dominant linebacker.

Young was a three-time All-Big Eight selection. In 1980, he was the Big Eight player of the year after the Chicago native posted 146 tackles. Young then earned All-America honors in 1981 following a season in which he collected 128 tackles.

Young was a 12th-round draft choice of the Chicago Bears in 1982.

YOUNG'S CAREER DEFENSIVE STATS

Year	GP	UT-AT-TT	TFL	Sacks	INT	PBU	QBH	FF	FR	BK
1978	-	16-39-55	0.0	-	0	1	-	2	0	0
1979	-	56-100-156	10.0	-	2	1	-	4	3	0
1980	-	26-102-128	9.0	-	0	2	-	2	1	0
1981	-	27-95-122	6.0	2.0	0	3	-	2	2	0
Career	-	125-336-461	25.0	2.0*	2	7	-*	12	6	0

* Category not tracked until 1981



1982
ERNEST ANDERSON
RUNNING BACK | ORANGE, TX

1982 Walter Camp All-America

Ernest Anderson burst onto the national scene in 1982 to lead the nation in rushing while earning All-America honors from the Walter Camp Foundation. He ran for 1,877 yards during his All-America season for what was, at the time, the fifth best season in NCAA history. He broke the 1,000-yard mark just five games into the year to become the first Big Eight player to accomplish the feat.

Anderson tied a Big Eight record with four 200-yard games in 1982 and had 58 carries for more than 10 yards.



ALL-AMERICANS

A preseason All-America and Heisman hopeful in 1983, Anderson struggled with injuries his senior season but still helped lead the Cowboys to a Bluebonnet Bowl appearance and victory.

He ended his career with 3,780 rushing yards to rank behind only Terry Miller on OSU's career rushing chart when he left campus.

ANDERSON'S CAREER RUSHING STATS

Year	G	Att.	Yds.	TD	Long	Avg.	Avg./G
1979	-	7	48	1	17	6.9	-
1980	-	103	438	4	32	4.2	-
1981	-	129	678	1	34	5.3	-
1982	-	353	1,877	8	74	5.3	-
Career	-	592	3,041	14	74	5.1	-

ANDERSON'S CAREER RECEIVING STATS

Year	G	Rec.	Yds	TD	Long	Avg.	Avg./G
1979	-	0	0	0	0	0.0	0.0
1980	-	9	88	0	21	9.8	-
1981	-	10	50	0	22	5.0	-
1982	-	21	103	1	18	4.9	-
Career	-	40	241	1	22	6.0	-



1982
GARY LEWIS
DEFENSIVE LINE | OKLAHOMA CITY, OK

1982 Associated Press All-America

Gary Lewis solidified the Cowboy defensive front from 1980 to 1982. The defensive tackle utilized his speed to disrupt the opposition's offense.

Lewis garnered Associated Press All-America honors during his senior season of 1982. He was also a two-time All-Big Eight performer in 1981 and 1982.

Lewis participated in the 1982 Blue-Gray Game and the Senior Bowl. He was a fifth round draft choice of New Orleans in 1983 and played one season for the Saints.

LEWIS'S CAREER DEFENSIVE STATS

Year	GP	UT-AT-TT	TFL	Sacks	INT	PBU	QBH	FF	FR	BK
1980	-	11-39-50	5.0	-	0	0	-	0	0	0
1981	-	30-66-96	18.0	14.0	2	0	-	3	2	1
1982	-	24-62-86	16.0	3.0	0	1	21	2	2	0
Career	-	65-167-232	39.0	17.0*	2	1	21*	5	4	1

* Category not tracked until 1981



1982
LARRY ROACH
KICKER | DALLAS, TX

Larry Roach's name is peppered throughout the Oklahoma State record book. He was a three-time All-Big Eight selection and an All-America performer in 1982.

The Dallas native is sixth on OSU's all-time scoring chart with 296 points and his 69 field goals are the most ever by a Cowboy. His five field goals against Missouri in 1982 are also a school record.

Roach kicked the longest field goal in OSU history, a 56-yarder against Kansas in 1981.

ROACH'S CAREER KICKING STATS

Year	FGM-A	XP-A	1-19	20-29	30-39	40-49	50-99	Lg	Blk
1981	19-28	14-15	1-1	5-6	6-7	4-8	3-6	56	0
1982	15-25	20-22	0-0	4-4	5-7	6-12	0-2	45	1
1983	19-28	24-29	0-0	10-11	6-9	3-3	0-5	49	1
1984	16-24	30-34	1-1	4-4	4-5	6-11	1-3	52	0
Career	69-105	88-100	2-2	23-25	21-28	19-34	4-16	56	2



1984
ROD BROWN
DEFENSIVE BACK | GAINESVILLE, TX

1984 AFCA All-America
1984 Walter Camp All-America

Roaming the Oklahoma State secondary from 1981-84, Rod Brown achieved Walter Camp and AFCA All-America status and All-Big Eight status in 1984.

The fleet-of-foot, hard-hitting Brown picked off six passes in 1984, helping the Cowboys to a national ranking as high as No. 3 as well as a Gator Bowl win over South Carolina. The bowl win capped the first 10-win season in OSU history.

In 1984, Brown also racked up 50 tackles, eight pass deflections, one sack and recovered one fumble.

During his career, Oklahoma State went 29-16-2 and participated in three bowl games, including two wins.

BROWN'S CAREER DEFENSIVE STATS

Year	GP	UT-AT-TT	TFL	Sacks	INT	PBU	QBH	FF	FR	BK
1981	-	1-0-1	0.0	0.0	0	1	1	0	0	1
1982	-	26-24-50	0.0	0.0	2	9	0	0	0	0
1983	-	18-21-39	1.0	1.0	4	3	4	0	1	0
1984	-	26-24-50	1.0	1.0	6	8	3	1	1	0
Career	-	71-69-140	2.0	2.0	12	21	8	1	2	1



1988
HART LEE DYKES
RECEIVER | BAY CITY, TX

1988 Consensus All-America (AP, Sporting News, Walter Camp)


From 1985-88, Hart Lee Dykes electrified Cowboy crowds, catching nearly every pass within his reach and earning Walter Camp, The Sporting News, UPI and AP All-America honors.

The wideout left OSU as not only the top pass catcher in Cowboy history, but tops in the history of the Big Eight Conference.

In his career, Dykes caught 224 passes for 3,510 yards. His 1,441 receiving yards in 1988 set a Big Eight record, as did his 31 career touchdown receptions.

Dykes played on one of the most prolific offenses in history as OSU averaged 48.7 points and 530.4 yards of total offense per game in 1988.

In his four years, OSU teams went 36-11 and went to three bowl games.



Hart Lee Dykes

Dykes was a first-round draft choice of the New England Patriots in 1989, the 16th-overall selection. Debilitating knee injuries cut his career short after just two seasons and 26 games in the NFL.

DYKES' CAREER RECEIVING STATS

Year	G	Rec.	Yds	TD	Long	Avg.	Avg./G
1985	6	16	205	1	31	12.8	34.2
1986	11	60	814	7	46	13.6	74.0
1987	12	64	1050	8	48	16.4	87.5
1988	12	84	1441	15	73	17.2	120.1
Career	41	224	3510	31	73	15.7	85.6



1990
GERALD HUDSON
RUNNING BACK | WAXAHACHIE, TX

1990 Associated Press All-America

Gerald Hudson continued a long line of great running backs at OSU in 1990.

He became the fourth Cowboy to lead the nation in rushing after pounding out 1,642 yards in 1990. Hudson led the Pokes in rushing in 1989 and 1990 and amassed 2,924 rushing yards in his career.

Hudson was chosen in the ninth round by the Minnesota Vikings in the 1991 NFL Draft.

HUDSON'S CAREER RUSHING STATS

Year	G	Att.	Yds.	TD	Long	Avg.	Avg./G
1988	11	49	372	3	48	7.6	33.8
1989	8	187	910	2	60	4.9	113.8
1990	11	279	1642	10	68	5.9	149.3
Career	30	515	2924	15	68	5.7	97.5



ALL-AMERICANS



1997

ALONZO MAYES

TIGHT END | OKLAHOMA CITY, OK

1997 Unanimous All-America

Alonzo Mayes provided a large target for OSU quarterbacks during his stint in Stillwater. Mayes, a 6-5, 265-pound tight end, caught passes for the Pokes from 1994-97.

The Oklahoma City Douglass product and two-time All-Big 12 selection hauled in 92 passes in his career, which was the most ever for an OSU tight end at the time. During his Walter Camp All-America season of 1997, Mayes caught 29 passes for 424 yards and seven touchdowns. He was also an All-America selection by the Football Writers Association of America, *The Sporting News* and the *Associated Press*.

Mayes was selected in the fourth round by the Chicago Bears in the 1998 NFL Draft. He was traded to the Miami Dolphins during the 2000 season and played through 2002.

MAYES' CAREER RECEIVING STATS

Year	G	Rec.	Yds	TD	Long	Avg.	Avg./G
1994	1	1	15	1	15	15.0	15.0
1995	11	32	421	4	27	13.2	38.3
1996	10	30	512	3	53	17.1	51.2
1997	7	29	424	7	37	14.6	60.6
Career	29	92	1372	15	53	14.9	47.3



2004

SAM MAYES

OFFENSIVE LINE | AUSTINTOWN, OHIO

2004 *Sporting News* All-America

Sam Mayes anchored OSU's offensive line throughout most of his college career. He was one of the building blocks that served as the foundation for head coach Les Miles as he elevated OSU's program during his tenure in Stillwater.

Mayes was OSU's lone first-team All-Big 12 selection in 2004 and his career culminated with his selection as a first-team All-American by *The Sporting News*.

Mayes played on three bowl teams at OSU (Houston, Cotton, Alamo) and his physical play typified the Cowboy offensive attack and philosophies of the era.



2008

DEZ BRYANT

WIDE RECEIVER | LUFKIN, TX

2008 Consensus All-America (AFCA, AP, *Sporting News*, Walter Camp)

Dez Bryant's sizzling sophomore season made him a consensus All-America selection as a receiver and the runner-up for the Biletnikoff Award. He was also recognized as the Big 12's special teams player of the year thanks to his efforts in the return game.

Bryant finished second nationally with 19 touchdown receptions, establishing a then-OSU record in the process. He was third nationally with 114 receiving yards per game and second in America in scoring (9.7 points per contest). He was third nationally with 17.9 yards per punt return, including two touchdowns. He scored 128 points and amassed 1,480 receiving yards in 2008.

A native of Lufkin, Texas, Bryant was electrifying with the ball in his hands, posting a staggering 17.5 yards per touch as a sophomore in 2008.

He was a first-round pick of the Dallas Cowboys in 2010.

BRYANT'S CAREER RECEIVING STATS

Year	G	Rec.	Yds	TD	Long	Avg.	Avg./G
2007	12	43	622	6	39	14.5	51.8
2008	13	87	1480	19	80	17.0	113.8
2009	3	17	323	4	46	19.0	107.7
Career	28	147	2425	29	80	16.5	86.6

BRYANT'S CAREER RETURN STATS

Year	KR	Yds	TD	Long	Avg.	PR	Yds	TD	Long	Avg.
2007	0	0	0	0	0.0	2	15	0	9	7.5
2008	4	100	0	33	25.0	17	305	2	78	17.9
2009	2	43	0	25	21.5	3	111	1	82	37.0
Career	6	143	0	33	23.8	22	431	3	82	19.6



2009

RUSSELL OKUNG

OFFENSIVE LINE | HOUSTON, TX

2009 Unanimous All-America

A four-year starter and two-time All-Big 12 selection, Okung capped his stellar career as a unanimous All-America selection while being named a semi-finalist for the Lombardi and a finalist for the Outland trophy. He started the final 47 games of his career for the second best streak in OSU history while becoming the most decorated offensive lineman ever at Oklahoma State.

Twice during his career, Okung held the nation's sack leader without a sack and in one instance, without a single tackle (vs. Indiana in the Insight Bowl). He played on four bowl teams and paved the way for three different Cowboys to reach 1,000 rushing yards in a season. During Okung's career, Oklahoma State led its conference in rushing for the first four times in school history and ranked among the nation's leaders in fewest quarterback sacks allowed.

Oklahoma State won 18 games over the final two years of his career, which ended with OSU's appearance in the 2010 AT&T Cotton Bowl.

Okung was a first-round pick of the Seattle Seahawks (sixth overall) in the 2010 NFL Draft and went on to become an NFL Pro Bowler.



2010

DAN BAILEY

KICKER | MUSTANG, OK

2010 *Associated Press* All-America

Dan Bailey joined the OSU football program as a walk-on in 2007 and left the school in 2010 as a first-team All-American, the winner of the Lou Groza Award (presented to the nation's top kicker), the Big 12 special teams player of the year and as the school's all-time leading scorer.

In 2010, Bailey set a then-NCAA record for points scored by a kicker in a single season with 149. He converted on 27 of 31 field goal attempts and 68 of 70 extra points.

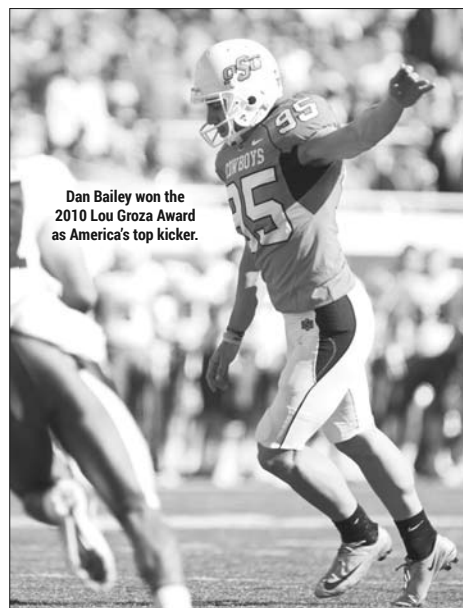
He kicked a walk-off game winner against Texas A&M and his 370 points were not only the best in OSU history (breaking the 22-year-old record held by Barry Sanders), but it was also the fifth-best total in Big 12 history at the time.

He set an OSU record with 182 straight converted extra points and his 27 field goals as a senior were also a school record. He was the nation's second-leading scorer as a senior with 11.46 points per game.

He was named a first-team All-American by *Scout.com* and a second-teamer by *Associated Press*.

BAILEY'S CAREER KICKING STATS

Year	FGM-A	XP-A	1-19	20-29	30-39	40-49	50-99	Lg	Blk
2007	2-4	20-20	0-0	2-2	0-0	0-2	0-0	28	0
2008	15-19	65-65	2-2	9-10	2-2	2-3	0-2	45	0
2009	13-18	46-46	0-0	5-5	4-5	3-6	1-2	51	1
2010	27-31	68-70	0-0	9-9	7-9	8-9	3-4	52	0
Career	57-72	199-201	2-2	25-26	13-16	13-20	4-8	52	1



Dan Bailey won the 2010 Lou Groza Award as America's top kicker.



ALL-AMERICANS



2011

LEVY ADCOCK

OFFENSIVE LINE | CLAREMORE, OK

2011 Consensus All-America (AFCA, AP, FWAA, Walter Camp)

Levy Adcock was a consensus All-American in 2011, earning first-team honors from the American Football Coaches Association and the Football Writers Association of America, second-team honors from Walter Camp and third-team honors from the *Associated Press*.

Standing 6-foot-6, weighing 322 pounds and exceptionally athletic for his size, Adcock was the most well-known member of an OSU offensive line that paved the way for two of the best offensive units in school history in 2010 and 2011.

In two seasons starting on the offensive line and registering well over 1,000 snaps of game action, Adcock allowed only 1.5 sacks despite the fact that the Cowboys ranked among the national leaders in pass attempts during his time on the line.



2011

GRANT GARNER

OFFENSIVE LINE | MESQUITE, TX

2011 *Associated Press* All-America

The 2011 Big 12 Offensive Lineman of the Year, Grant Garner was a first-team All-American by *SI.com* and was a third-team All-American by the *Associated Press* during that same season.

The leader of the Cowboy offensive line from his center position, Garner was generally thought of as one of the key cogs on one of the nation's most feared offenses in both 2010 and 2011.

He was a finalist for the 2011 Rimington Award, which is given to the nation's most outstanding center, and he did it with steady leadership and a tremendous knowledge of the game.

Garner consistently graded out as OSU's top offensive lineman during a 2011 season that saw him pave the way for quarterback Brandon Weeden and receiver Justin Blackmon to both emerge as viable Heisman candidates and running back Joseph Randle to rank among the national leaders in touchdowns scored.



2011

MARKELLE MARTIN

SAFETY | WICHITA FALLS, TEXAS

2011 AFCA All-America

Fearful throughout his career as one of the most punishing hitters in the Big 12, Markelle Martin was a first-team All-American by the American Football Coaches Association after serving as the ringleader of the Cowboy defense in 2011.

A three-year starter for the Cowboys, Martin never ranked among the nation's statistical leaders in any individual category, but stats aren't what built his reputation. Martin was known for devastating opposing players when they wandered into his territory.

With Martin serving as a starting safety, the Cowboys won a share of the Big 12 South title in 2010 before winning the conference crown outright in 2011. The intimidation factor that Martin possessed helped OSU to lead the nation in turnovers forced from 2010-11. The Cowboys ranked seventh in the nation in pass efficiency defense and were 12th nationally in red zone defense during Martin's All-America season.

MARTIN'S CAREER DEFENSIVE STATS

Year	G	UA-AT-TT	TFL	PD	FF	FR	BK
2008	11	2-2-4	0.0-0	4	0	0	1
2009	11	39-7-46	1.0-1	11	0	0	0
2010	13	49-6-55	2.0-6	13	0	0	0
2011	13	55-19-74	5.5-12	11	2	1	0
Career	48	145-34-179	8.5-19	39	2	1	1



2013

JUSTIN GILBERT

CORNERBACK | HUNTSVILLE, TEXAS

2013 Consensus All-America (FWAA, Walter Camp, AP)

One of the fastest players ever to suit up for Oklahoma State, Justin Gilbert was a key figure in one of the most successful eras in Cowboy football history. Gilbert was a finalist for the Thorpe Award presented to the nation's top defensive back in 2013 and finished his career with six kickoff returns for touchdowns - a mark that ranked just one shy of the NCAA record.

Gilbert came to OSU as a heavily-recruited prospect out of high school and made an immediate impact by returning two kickoffs for touchdowns as a true freshman in 2010. His breakthrough year came in 2011, when he cracked into the starting lineup, intercepted five passes, returned two more kickoffs for touchdowns and was the Defensive MVP of the Tostitos Fiesta Bowl.

Gilbert became one of the most respected defensive players in the Big 12 during his senior year of 2013, intercepting seven passes and returning two of them for touchdowns. He earned first-team all-conference honors by both the coaches and the *Associated Press* to go with first-team All-America honors from the Football Writers Association of America and the Walter Camp Football Foundation and second-team All-America honors by the *Associated Press*.

GILBERT'S CAREER DEFENSIVE STATS

Year	GP	UT-AT-TT	TFL	Sacks	INT	PBU	QBH	FF	FR	BK
2010	12	16-2-18	0	0	0	1	0	1	0	0
2011	13	47-12-59	1.0	0	5	10	0	0	1	0
2012	13	56-7-63	2.0	0	0	9	0	1	0	0
2013	13	37-5-42	0	0	7	7	1	0	0	0
Career	51	156-26-182	3.0	0	12	27	1	2	1	0

GILBERT'S CAREER RETURN STATS

Year	GP	KR	Yds	Avg	TD	Long	PR	Yds	Avg	TD	Long
2010	12	26	698	26.8	2	93	8	55	6.9	0	50
2011	13	26	703	27.0	2	100	0	0	0	0	0
2012	13	32	827	25.8	1	96	0	0	0	0	0
2013	13	18	453	25.2	1	100	0	0	0	0	0
Career	51	102	2681	26.3	6	100	8	55	6.9	0	50



2015

EMMANUEL OGBAH

DEFENSIVE END | HOUSTON, TEXAS

2015 *Sporting News* All-America

A first team All-America selection by *The Sporting News* and a second team honoree by both the Walter Camp Football Foundation and *USA Today*, Emmanuel Ogbah was a dominant force in 2015, racking up Big 12 Defensive Player of the Year honors from both the *Associated Press* and the league's coaches after leading the league in both sacks and tackles for loss.

A unanimous first-team All-Big 12 honoree, Ogbah ranked fourth in the nation with 13.0 sacks in 2015 and finished the season as the NCAA's active career leader with 28.0 sacks, despite playing only three seasons.

His 19 quarterback hurries in 2015 not only set a school record, but it more than doubled the previous mark of eight.

Ogbah was the most dominant defensive player on an Oklahoma State team that won 10 games and went to the Sugar Bowl.

OGBAH'S CAREER DEFENSIVE STATS

Year	GP	UT-AT-TT	TFL	Sacks	INT	PBU	QBH	FF	FR	BK
2013	13	15-5-20	5.5	4.0	0	0	4	0	1	0
2014	13	37-12-49	17.0	11.0	0	5	3	1	0	0
2015	13	45-19-64	17.5	13.0	0	4	19	3	2	0
Career	39	97-36-133	40.0	28.0	0	9	26	4	3	0



AWARDS AND HONORS

NATIONAL AWARD WINNERS

COLLEGE FOOTBALL HALL OF FAME

Bob Fenimore
Jimmy Johnson (coach)
Barry Sanders
Thurman Thomas
Lynn "Pappy" Waldorf (coach)

HEISMAN TROPHY

Barry Sanders, 1988

MAXWELL AWARD

Barry Sanders, 1988

WALTER CAMP PLAYER OF THE YEAR

Barry Sanders, 1988

BILETNIKOFF AWARD

Justin Blackmon, 2010
Justin Blackmon, 2011

LOU GROZA AWARD

Dan Bailey, 2010

RAY GUY AWARD

Matt Fodge, 2008

FWAA EDDIE ROBINSON NATIONAL COACH OF THE YEAR

Mike Gundy, 2011

PAUL "BEAR" BRYANT COLLEGE COACH OF THE YEAR

Mike Gundy, 2011

AMERICAN FOOTBALL MONTHLY NATIONAL COACH OF THE YEAR

Mike Gundy, 2011

CONFERENCE AWARD WINNERS

CONFERENCE PLAYER OF THE YEAR

Offense

1976 Terry Miller, RB
1977 Terry Miller, RB
1985 Thurman Thomas, RB
1987 Thurman Thomas, RB
1988 Barry Sanders, RB
2010 Justin Blackmon, WR

Defense

1978 John Corker, LB
1980 Ricky Young, LB (UPI)
1984 Leslie O'Neal, DT (AP)
2015 Emmanuel Ogbah, DE (AP, Coaches)

Special Teams

2008 Dez Bryant, PR
2010 Dan Bailey, K
2011 Quinn Sharp, P/K
2012 Quinn Sharp, P/K (Co-POY)

CONFERENCE

OFFENSIVE LINEMAN OF THE YEAR

2009 Russell Okung, LT
2011 Grant Garner, C

CONFERENCE

DEFENSIVE LINEMAN OF THE YEAR

2014 Emmanuel Ogbah, DE

CONFERENCE

NEWCOMER OF THE YEAR

Offense

1986 Mike Gundy, QB
1992 Shannon Culver, WR
1994 Andre Richardson, RB
2005 Mike Hamilton, RB
2006 Adarius Bowman, WR
2014 Tyreek Hill, RB
2016 Justice Hill, RB (AP)

Defense

1992 Keith Burns, LB
2012 Calvin Barnett, DT

CONFERENCE

FRESHMAN OF THE YEAR

Offense

1994 Andre Richardson, RB
1997 Tony Lindsay, QB
2012 J.W. Walsh, QB
2016 Justice Hill, RB

Defense

2006 Andre Sexton, S
2010 Shaun Lewis, LB (co)

CONFERENCE COACH OF THE YEAR

1979 Jimmy Johnson
1984 Pat Jones (UPI)
1992 Pat Jones (AP)
1997 Bob Simmons
2002 Les Miles (AP)
2010 Mike Gundy

ALL-MISSOURI VALLEY CONFERENCE

1926 Hal Weisinger, G
1929 Wilmoth Nemechek, T
Jack Asher Baker, RB
1930 Jack Asher Baker, RB
Bill Oates, OL
1931 Bill Oates, OL
Hayden Trigg, RB
1932 Jim Turner, OL
Leon Bruner, WR
Clarence Highfill, QB
Ross Hall, RB
1933 Lester List, OL
Ross Hall, RB
Jim Tichenor, OL
Carl Rigney, WR
1934 Jim Tichenor, OL
Lester List, OL

L.B. Asbury, WR
Gordon DuPree, RB
1935 L.B. Asbury, WR
1936 L.B. Asbury, WR
Dormer Browning, OL
1939 Edward Moore, WR
Pete Rivers, RB
1940 Sonny Liles, OL
Jim Reynolds, RB
1941 Hugh Swink, T
Sonny Liles, G
1942 Lloyd Arms, T
Al Seanland, DB
1945 J.C. Colhouer, OL
Neill Armstrong, E
Bob Fenimore, RB
1946 Neill Armstrong, E
Bob Fenimore, RB
Charles Shaw, T
Wayne Burrow, G
D. Meisenheimer, G
William Long, WR
Bill Grimes, B
Robert Meinert, B
1949 Charles Shaw, T
Clayton Davis, G
Alex Loyd, E
Jack Hartman, B
1950 Bob Cook, B
1951 George Wooden, E
1952 F.A. Dry, C
Lew Zeigler, T
1953 Bob LaRue, E
Dale Meinert, T
Bill Bredde, B
Earl Lunsford, B
1954 Bob LaRue, E
Dale Meinert, T
1955 Chester Spencer, E
1956 Jim Wood, E

ALL-BIG EIGHT

(First-team selections)

1960 Harold Beaty, T
1964 Jack Jacobson, E
1965 Walt Garrison, RB
Charles Harper, G
1966 Dennis Randall, T
J. B. Christian, G
1967 Harry Cheatwood, QB/HB
Jon Kolb, OL
1968 Jon Kolb, OL
John Little, MG
1969 John Little, MG
Benny Goodwin, HB
Jerry Sherk, T
John Ward, T
1970 Hermann Eben, WR
1972 Cleveland Vann, LB
Daryl Stewart, DB
1973 Cleveland Vann, LB
Alvin Brown, S
Barry Price, DT
1974 Phillip Dokes, DL
Cliff Parsley, P
1975 Derrel Gofourth, C
Terry Miller, RB
Cliff Parsley, P
1976 Daria Butler, DE
Abby Daigle, K

Phillip Dokes, DT
Derrel Gofourth, C
Terry Miller, RB
Cliff Parsley, P
1977 Terry Miller, RB
Daria Butler, DE
1978 John Corker, LB
1979 Worley Taylor, RB
Reggie Richardson, OL
Rick Antle, DE
Ricky Young, LB
1980 Dean Prater, DT
Ricky Young, LB
1981 Larry Roach, K
Pete DiClementi, DB
Ricky Young, LB
Gary Lewis, DT
1982 Gary Lewis, DT
Mike Green, LB
Ernest Anderson, RB
Larry Roach, K
1983 Leslie O'Neal, DL
John Conway, P
Chris Rockins, DB
Shawn Jones, RB
Kevin Igo, OL
1984 Leslie O'Neal, DL
Ralph Partida, OL
Rodney Harding, DE
Larry Roach, K
Matt Monger, LB
Paul Blair, OL
Mark Moore, S
Rod Brown, S
1985 Thurman Thomas, RB
Mark Moore, S
Leslie O'Neal, DL
Mike Hudson, S
Paul Blair, OL
1986 Hart Lee Dykes, WR
Mark Moore, S
Thurman Thomas, RB
1987 Hart Lee Dykes, WR
Thurman Thomas, RB
1988 Barry Sanders, RB
Hart Lee Dykes, WR
Cary Blanchard, K
Chris Stanley, OL
Byron Woodard, OL
1989 Cary Blanchard, K
Curtis Mayfield, WR
Sim Drain, LB
1990 Cary Blanchard, K
Mike Clark, S
Gerald Hudson, RB
Stacey Satterwhite, DL
1991 Stacey Satterwhite, DL
Jason Gildon, DE
1992 Keith Burns, LB
Mike Woolridge, DE
1993 Keith Burns, LB
Jason Gildon, DE
Scott Tyner, P
1994 Rafael Denson, RB
Greg Ivy, P
1995 David Thompson, RB
R.W. McQuarters, DB
Greg Ivy, P



AWARDS AND HONORS

ALL-BIG 12

1996	Alonzo Mayes	TE	First Team	Tatum Bell	RB	Second Team	Keith Toston	RB	First Team	2013	Parker Graham	OL	First Team		
	David Thompson	RB	Second Team	Luke Phillips	K	Third Team	Bryant Ward	RB	First Team		Calvin Barnett	DT	First Team		
	Andre Richardson	KR	Second Team	Chris Massey	KR/DB	Third Team	Perrish Cox	KR/PR	Second Team		Shaun Lewis	LB	First Team		
	Jason Davis	P	Third Team	2003	Rashaun Woods	WR	First Team	2010	Levy Adock	OL	First Team		Justin Gilbert	CB	First Team
1997	Alonzo Mayes	TE	First Team		Greg Richmond	LB	First Team		Dan Bailey	K	First Team		Clint Chelf	QB	Second Team
	Jamal Williams	DL	First Team		Darrent Williams	DB	First Team		Justin Blackmon	WR	First Team		Kye Staley	FB	Second Team
	Kevin Williams	DB	First Team		Billy Bajema	TE	Second Team		Kendall Hunter	RB	First Team		Josh Stewart	WR	Second Team
	R.W. McQuarters	DB	First Team		Sam Mayes	OL	Second Team		Orie Lemon	LB	First Team		Josh Stewart	KR/PR	Second Team
	R.W. McQuarters	PR	First Team		Vernand Morency	RB	Third Team		Andrew McGee	CB	First Team		Tyler Johnson	DE	Second Team
	Josh Henson	OL	Second Team	2004	Sam Mayes	OL	First Team		Quinn Sharp	P	First Team		Caleb Lavey	LB	Second Team
	Kenyatta Wright	LB	Second Team		Vernand Morency	RB	Second Team		Bryant Ward	FB	First Team		Daytawion Lowe	S	Second Team
	Jamaal Fobbs	RB	Third Team		D'Juan Woods	WR	Second Team		Brandon Weeden	QB	First Team	2014	Emmanuel Ogbah	DE	First Team
	Jason Davis	P	Third Team		D'Juan Woods	WR	Second Team		Ugo Chinasa	DE	Second Team		Tyreek Hill	Al-Purp.	First Team
1998	Nathan Simmons	RB	Second Team		Corey Hilliard	OL	Second Team	2011	Justin Blackmon	WR	First Team	2015	Blake Jarwin	TE	First Team
	Jeremy Offutt	OL	Second Team	2006	Adarius Bowman	WR	First Team		Levy Adcock	OL	First Team		Emmanuel Ogbah	DE	First Team
	Adam Davis	OL	Second Team		Corey Hilliard	OL	First Team		Grant Garner	OL	First Team		Kevin Peterson	CB	First Team
	Kenyatta Wright	LB	Second Team		Victor DeGrate	DE	Second Team		Quinn Sharp	P & K	First Team		Jimmy Bean	DE	Second Team
	Ricky Thompson	DB	Third Team		Matt Fodge	P	Second Team		Jamie Blatnick	DE	First Team		Jordan Sterns	S	Second Team
1999	Marcellus Rivers	TE	Second Team	2007	Dantrell Savage	RB	First Team		Markelle Martin	S	First Team		James Washington	WR	Second Team
	Josh Lind	OL	Third Team		Brandon Pettigrew	TE	First Team		Brodrick Brown	CB	First Team	2016	James Washington	WR	First Team
	Kenyatta Wright	LB	Third Team		Adarius Bowman	WR	Second Team		Brandon Weeden	QB	Second Team		Vincent Taylor	DT	First Team
	Terrance Richardson	PR	Third Team		David Koenig	OL	Second Team		Joseph Randle	RB	Second Team		Jordan Sterns	S	First Team
2000	Jamaal Fobbs	KR	Second Team		Nathan Peterson	DE	Second Team		Kye Staley	FB	Second Team		Justice Hill	RB	Second Team
	Josh Lind	OL	Third Team	2008	Dez Bryant	WR	First Team		Josh Cooper	WR	Second Team		Blake Jarwin	TE	Second Team
	Reggie White	RB	Third Team		Kendall Hunter	RB	First Team		Justin Gilbert	CB	Second Team		Zach Crabtree	OL	Second Team
	Juqua Thomas	DE	Third Team		Russell Okung	OL	First Team	2012	Joseph Randle	RB	First Team		Victor Salako	OL	Second Team
2001	Chris Massey	KR	First Team		Matt Fodge	P	Second Team		Lane Taylor	OL	First Team		Ben Grogan	K	Second Team
	Rashaun Woods	WR	Second Team		Andre Sexton	LB	Second Team		Josh Stewart	WR	First Team		Chad Whitener	LB	Second Team
	Luke Phillips	K	Second Team		Jacob Lacey	DB	Second Team		Calvin Barnett	DT	First Team		Tre Flowers	S	Second Team
2002	Rashaun Woods	WR	First Team	2009	Perrish Cox	DB	First Team		Quinn Sharp	P	First Team		Zach Sinor	P	Second Team
	Kevin Williams	DL	First Team		Russell Okung	OL	First Team		Kye Staley	FB	Second Team				
									Shaun Lewis	LB	Second Team				
									Justin Gilbert	KR/PR	Second Team				



Defensive tackle Vincent Taylor was a first-team All-Big 12 honoree in 2016.



AWARDS AND HONORS

BIG 12 PLAYER OF THE WEEK

Offense

Sept. 16, 1996	David Thompson, RB
Nov. 24, 1996	David Thompson, RB
Sept. 1, 1997	Tony Lindsay, QB
Oct. 6, 1997	Tony Lindsay, QB
Nov. 18, 2000	Aso Pogi, QB
Nov. 16, 2002	Josh Fields, QB
Nov. 29, 2002	Rashaun Woods, WR
Sept. 8, 2003	Tatum Bell, RB
Sept. 22, 2003	Rashaun Woods, WR
Oct. 20, 2003	Tatum Bell, RB
Sept. 6, 2004	Vernand Morency, RB
Nov. 14, 2005	Mike Hamilton, RB
Oct. 16, 2006	Adarius Bowman, WR
Oct. 15, 2007	Dantrell Savage, RB
Sept. 8, 2008	Dez Bryant, WR
Oct. 19, 2009	Hubert Anyiam, WR
Sept. 7, 2010	Kendall Hunter, RB
Sept. 20, 2010	Brandon Weeden, QB
Oct. 18, 2010	Justin Blackmon, WR
Nov. 8, 2010	Brandon Weeden, QB
Sept. 26, 2011	Brandon Weeden, QB
Nov. 7, 2011	Brandon Weeden, QB
Nov. 12, 2012	Josh Stewart, WR
Sept. 9, 2013	J.W. Walsh, QB
Oct. 28, 2013	Desmond Roland, RB
Nov. 4, 2013	Clint Chelf, QB
Nov. 25, 2013	Clint Chelf, QB
Sept. 29, 2014	Daxx Garman, QB
Oct. 5, 2015	Mason Rudolph, QB
Nov. 2, 2015	James Washington, WR
Nov. 9, 2015	Mason Rudolph, QB
Sept. 19, 2016	James Washington, WR
Nov. 14, 2016	Mason Rudolph, QB

Defense

Oct. 6, 1997	Trent Alexander, SS
Nov. 24, 1997	Ricky Thompson, DB
Sept. 7, 1998	Troy West, LB
Nov. 17, 2001	Darrent Williams, CB
Nov. 23, 2001	Marcus Jones, SS
Oct. 19, 2002	Kevin Williams, DT
Nov. 29, 2002	Paul Duren, LB
Oct. 30, 2006	Nathan Peterson, DE
Nov. 19, 2007	Nathan Peterson, DE
Oct. 13, 2008	Andre Sexton, LB
Nov. 16, 2009	Perrish Cox, CB
Oct. 4, 2010	Ugo Chinasa, DE
Nov. 15, 2010	Orie Lemon, LB
Oct. 17, 2011	Jamie Blatnick, DE
Oct. 24, 2011	Shaun Lewis, LB
Sept. 2, 2013	Caleb Lavey, LB
Oct. 7, 2013	Shaun Lewis, LB
Nov. 18, 2013	Justin Gilbert, CB
Nov. 25, 2013	Daytawion Lowe, S
Sept. 2, 2014	Emmanuel Ogbah, DE
Dec. 8, 2014	Larry Stephens, S
Sept. 28, 2015	Emmanuel Ogbah, DE
Oct. 12, 2015	Emmanuel Ogbah, DE
Nov. 2, 2015	Emmanuel Ogbah, DE
Nov. 9, 2015	Chad Whitener, LB
Oct. 31, 2016	Vincent Taylor, DT

Special Teams

Sept. 1, 1997	Jason Davis, P
Oct. 6, 1997	R.W. McQuarters, PR
Oct. 13, 1997	Tim Sydnies, PK
Nov. 24, 1997	R.W. McQuarters, PR
Sept. 13, 1999	Tim Sydnies, PK
Nov. 15, 1999	Terrance Richardson, PR
Nov. 22, 1999	Terrance Richardson, PR
Nov. 23, 2001	Luke Phillips, K
Oct. 6, 2003	Darrent Williams, PR
Nov. 17, 2003	Luke Phillips, PK
Nov. 24, 2003	Cole Farden, P
Sept. 13, 2004	Darrent Williams, PR
Sept. 20, 2004	Darrent Williams, PR
Oct. 4, 2004	Jason Ricks, PK
Oct. 11, 2004	Cole Farden, P
Nov. 15, 2004	Prentiss Elliott, KR
Sept. 4, 2006	Perrish Cox, KR
Sept. 18, 2006	Matt Fodge, P
Oct. 6, 2008	Dez Bryant, PR
Sept. 8, 2009	Perrish Cox, KR
Sept. 14, 2009	Dez Bryant, PR
Sept. 6, 2011	Quinn Sharp, P/K
Sept. 19, 2011	Justin Gilbert, KR
Oct. 15, 2012	Quinn Sharp, P/K
Oct. 29, 2012	Quinn Sharp, P/K
Nov. 12, 2012	Justin Gilbert, KR
Nov. 19, 2012	Zack Craig, SS
Sept. 16, 2013	Josh Stewart, PR
Oct. 7, 2013	Ben Grogan, PK
Oct. 21, 2013	Josh Stewart, PR
Nov. 11, 2013	Justin Gilbert, KR
Oct. 13, 2014	Tyreek Hill, KR
Dec. 8, 2014	Tyreek Hill, PR
Sept. 28, 2015	Ben Grogan, K
Oct. 12, 2015	Zach Sinor, P
Nov. 9, 2015	Zach Sinor, P
Sept. 19, 2016	Zach Sinor, P
Oct. 24, 2016	Ben Grogan, K
Oct. 31, 2016	Zach Sinor, P
Dec. 5, 2016	Barry J. Sanders, KR

Newcomer

Sept. 26, 2016	Justice Hill, RB
Oct. 3, 2016	Justice Hill, RB
Oct. 24, 2016	Justice Hill, RB

ACADEMIC AWARDS

ACADEMIC ALL-CONFERENCE

1958	Dick Soergel	First Team
1959	Gerald Benn	First Team
1960	Harold Beaty	First Team
	Gerald Benn	First Team
	Jim Elliott	First Team
1961	Ben Kraybill	First Team
1962	Bobby Adcock	First Team
	Don Derrick	First Team
	Rodney Replogle	First Team
1963	Billy Parent	First Team
1964	Glenn Baxter	First Team
	Roddy Cutsinger	First Team
	Walt Garrison	First Team
1965	Jim Click	First Team
1966	J.B. Christian	First Team
	Jerry Philpott	First Team
	"Happy" Settle	First Team
1967	Doug Cathey	First Team
	Jerry Philpott	First Team
	Bruce Pieratt	First Team
	Bill Young	First Team
1969	Bob Cutburth	First Team
	Tom Dearinger	First Team
1970	Joe Crews	First Team
	Lee Stover	First Team
1971	Joe Crews	First Team
	Randall Jones	First Team
	Barry Price	First Team
1972	Barry Price	First Team
	Lee Stover	First Team
	Doug Tarrant	First Team
	Tom Wolf	First Team
1973	Barry Price	First Team
	Mike Terry	First Team
	Tom Wolf	First Team
1974	Phillip Dokes	First Team
	Tom Wolf	First Team
1975	Joe Avanzini	First Team
	Phillip Dokes	First Team
	Cliff Parsley	First Team
	Brent Robinson	First Team
1976	Joe Avanzini	First Team
	Jim Ledford	First Team
	Sam Lisle	First Team
	Skip Taylor	First Team
1977	Joe Avanzini	First Team
1978	Scott Burk	First Team
	Jerry Winchester	First Team
1979	Terry Suellentrop	First Team
1980	Mark Cromer	First Team
	Doug Freeman	First Team
1981	John Doerner	First Team
	Doug Freeman	First Team
	Doug Freeman	First Team
1982	Matt Monger	First Team
1983	Matt Monger	First Team
	Ralph Partida	First Team
1984	Matt Monger	First Team
	Ralph Partida	First Team

1985	Jim Krebs	First Team
	John Washington	First Team
1986	Tony Wilkins	First Team
1988	Mike Aboussie	First Team
	Chris Jensen	First Team
	Vance Vice	First Team
1989	Stacey Satterwhite	First Team
	Vance Vice	First Team
1990	Kevin Blake	First Team
	Brad McCone	First Team
	Ruben Oliver	First Team
	Stacey Satterwhite	First Team
	Chris Smith	First Team
	Barry Vincent	First Team
	Mark Walker	First Team
1991	Brad McCone	First Team
	Stacey Satterwhite	First Team
	Barry Vincent	First Team
1992	Rafael Denson	First Team
	Bryan Fugett	First Team
	Brad McCone	First Team
1994	Rafael Denson	First Team
	Derek Leinen	First Team
	Lawson Vaughn	First Team
1995	Derek Leinen	First Team
	Lawson Vaughn	First Team
1996	Ryan Cambren	First Team
	Clint Metcalf	First Team
	Lindsey Sherrer	First Team
	Nathan Simmons	First Team
	Matt Thompson	First Team
	Zachary Warner	First Team
1997	Andrew Golembiewski	First Team
	Clint Metcalf	First Team
	Lindsey Sherrer	First Team
	Nathan Simmons	First Team
1998	Trent Alexander	First Team
	Blaine Cook	First Team
	Andrew Golembiewski	First Team
	Taber LeBlanc	First Team
	Clint Metcalf	First Team
	Lindsey Sherrer	First Team
	Nathan Simmons	First Team
1999	Blaine Cook	First Team
	Kyle Eaton	First Team
	Andrew Golembiewski	First Team
	Patrick Hullum	First Team
	Russ Schwettmann	First Team
	Lindsay Sherrer	First Team
	Nathan Simmons	First Team
2000	Seth Condeley	First Team
	Kyle Eaton	First Team
	Dustin Vanderhoof	First Team
2001	Kyle Eaton	First Team
	Thomas Glapion	First Team
	Chris Gray	First Team
	Mark Milosevich	First Team
	Dustin Vanderhoof	First Team
	John Wohlgenuth	First Team
	Geoff Beaulieu	Second Team
	Chris Calcagni	Second Team
	Clay Coe	Second Team
	Clint Gillispie	Second Team



AWARDS AND HONORS

2002	Billy Bajema	First Team
	Adonis Brewer	First Team
	Paul Duren	First Team
	Kyle Eaton	First Team
	Jon Hayhurst	First Team
	John Wohlgemuth	First Team
	Saul Talley	Second Team
	Dustin Vanderhoof	Second Team
2003	Billy Bajema	First Team
	Paul Duren	First Team
	Vernon Grant	First Team
	Darnell Smith	First Team
	Josh Wheeler	First Team
	Brent Baisden	Second Team
	Charlie Johnson	Second Team
	Daniel McLemore	Second Team
	Caleb Noble	Second Team
	Luke Phillips	Second Team
	Jamar Ransom	Second Team
	Freddie Sinclair	Second Team
	Antonio Smith	Second Team
	Mike Williams	Second Team
2004	Billy Bajema	First Team
	Robert Jones	First Team
	Darnell Smith	First Team
	Paschal Smith	First Team
	John Wohlgemuth	First Team
	Clay Coe	Second Team
	Jacob Dressen	Second Team
	Paul Duren	Second Team
	Adam Gourley	Second Team
	Jon Holland	Second Team
	Preston McIntyre	Second Team
	Donovan Woods	Second Team
2005	Brian Jeffries	First Team
	Jared McCoy	First Team
	Caleb Noble	First Team
	Darnell Smith	First Team
	Adam Gourley	Second Team
2006	Zach Allen	First Team
	Cortney Billingsley	First Team
	Seb Clements	First Team
	Matt Fodge	First Team
	Steve Mocco	First Team
	Alex Odiari	First Team
	Cole Reynolds	First Team
	Darnell Smith	First Team
	Brady Bond	Second Team
	Clint Coe	Second Team
	John Johnson	Second Team
	Seth Newton	Second Team
	Andre Sexton	Second Team
2007	Seb Clements	First Team
	Clint Coe	First Team
	Cole Reynolds	First Team
	Zach Allen	Second Team
	DeMarcus Conner	Second Team
	Jon Morris	Second Team
	B.J. O'Connor	Second Team
	Nathan Peterson	Second Team
	Bobby Reid	Second Team
	Dantrell Savage	Second Team
	Al'Darius Thompson	Second Team

2008	Zach Allen	First Team
	Jamie Blatnick	First Team
	Seb Clements	First Team
	Jared Glover	First Team
	Andrew Lewis	First Team
	Jeremy Broadway	Second Team
	Dez Bryant	Second Team
	Shane Jarka	Second Team
	Nick Martinez	Second Team
2009	Brodrick Brown	First Team
	Mark Chesnut	First Team
	Shane Jarka	First Team
	Victor Johnson	First Team
	Andrew Lewis	First Team
	Lane Taylor	First Team
	Cooper Bassett	Second Team
	Jamie Blatnick	Second Team
	Chris Donaldson	Second Team
	Kendall Hunter	Second Team
2010	Anthony Hill	First Team
	Patrick Hoog	First Team
	Andrew Hudson	First Team
	Charlie Moore	First Team
	Bryant Ward	First Team
	Brandon Weeden	First Team
	Shane Jarka	Second Team
	David Paulsen	Second Team
2011	Isaiah Anderson	First Team
	Jamie Blatnick	First Team
	Caleb Lavey	First Team
	Charlie Moore	First Team
	Connor Sinko	First Team
	Brandon Weeden	First Team
	Parker Graham	Second Team
	Deion Imade	Second Team
	Teddy Johnson	Second Team
2012	Isaiah Anderson	First Team
	Parker Graham	First Team
	Wes Harlan	First Team
	Teddy Johnson	First Team
	Caleb Lavey	First Team
	Charlie Moore	First Team
	Connor Sinko	First Team
	Cooper Bassett	Second Team
	Alex Elkins	Second Team
	Evan Epstein	Second Team
	Deion Imade	Second Team
	Shaun Lewis	Second Team
	Jeremy Seaton	Second Team
	Andrew Suter	Second Team
2013	Clint Chelf	First Team
	Parker Graham	First Team
	Ashton Lampkin	First Team
	Caleb Lavey	First Team
	Shaun Lewis	First Team
	Charlie Moore	First Team
	Michael Reichenstein	First Team
	Connor Sinko	First Team
	Trace Clark	Second Team
	Deion Imade	Second Team
	Teddy Johnson	Second Team
	Emmanuel Ogbah	Second Team
	Jeremy Seaton	Second Team
	Andrew Suter	Second Team

2014	Trace Clark	First Team
	Ben Grogan	First Team
	Ryan Lester	First Team
	Christian Schroeder	First Team
	Jeremy Seaton	First Team
	Kaleb Smith	First Team
	Derek Branson	Second Team
	Rennie Childs	Second Team
	Zachary Crabtree	Second Team
	Cameron Gravelle	Second Team
	Victor Irokansi	Second Team
	Elliott Jeffcoat	Second Team
	Teddy Johnson	Second Team
	Jerel Morrow	Second Team
2015	Jordan Frazier	First Team
	Chris Hardeman	First Team
	Dylan Harding	First Team
	Victor Irokansi	First Team
	Blake Jarwin	First Team
	Chris Lacy	First Team
	Brad Lundblade	First Team
	Cole Neph	First Team
	Bryant Reber	First Team
	Jeremy Seaton	First Team
	Ryan Simmons	First Team
	Kaleb Smith	First Team
	Kirk Tucker	First Team
	Trace Clark	Second Team
	Kameron Doolittle	Second Team
	Tre Flowers	Second Team
	David Glidden	Second Team
	Ben Grogan	Second Team
	Jerel Morrow	Second Team
	Mason Rudolph	Second Team
	Zach Sinor	Second Team
	Chad Whitener	Second Team
2016	Britton Abbott	First Team
	Matt Ammendola	First Team
	Jordan Burton	First Team
	Jordan Frazier	First Team
	Blake Jarwin	First Team
	Chris Lacy	First Team
	Brad Lundblade	First Team
	Derrick Moncrief	First Team
	Grant Newell	First Team
	Victor Salako	First Team
	Zach Sinor	First Team
	Kirk Tucker	First Team
	Keenen Brown	Second Team
	Kevin Henry	Second Team
	Marcus Keyes	Second Team
	Brandon Pertile	Second Team
	Vincent Taylor	Second Team
	James Washington	Second Team
	Michael Wilson	Second Team

ACADEMIC ALL-AMERICA

(CoSIDA)

1954	Dale Meinert	-
1958	Jim Howard	Second Team
1965	Jim Click	-
1972	Doug Tarrant	Second Team
	Tom Wolf	First Team
1973	Doug Tarrant	First Team
	Tom Wolf	Second Team
1974	Tom Wolf	First Team
1975	Joe Avanzini	Second Team
1976	Skip Taylor	Second Team
1977	Joe Avanzini	First Team
2000	Kyle Eaton	Second Team
2002	Kyle Eaton	First Team
2004	Billy Bajema	First Team
2006	Darnell Smith	Second Team
2013	Caleb Lavey	Second Team
2016	Brad Lundblade	First Team

ACADEMIC ALL-DISTRICT

(CoSIDA)

1997	Nathan Simmons
1998	Nathan Simmons
2000	Kyle Eaton
2002	Billy Bajema
	Kyle Eaton
	John Wohlgemuth
2003	Billy Bajema
	Vernon Grant
2004	Billy Bajema
	Darnell Smith
2006	Darnell Smith
2013	Caleb Lavey
2015	Brad Lundblade
2016	Brad Lundblade

NATIONAL FOOTBALL

FOUNDATION

SCHOLAR-ATHLETE

1962	Rex Russell
1982	Doug Freeman
2002	Kyle Eaton
2004	Billy Bajema

NATIONAL POST-GRADUATE

SCHOLARSHIP

1962	Rex Russell
	(National Football Foundation)
1982	Doug Freeman
	(National Football Foundation)
1983	Doug Freeman
	(NCAA Postgraduate)

NATIONAL FOOTBALL FOUNDATION

HONOR SOCIETY

(Beginning in 2006)

2006	Darnell Smith
2016	Jordan Burton



STREAKS

LONGEST WIN STREAK

13	Nov. 11, 1944 - Sept. 21, 1946
12	Dec. 6, 2014 - Nov. 14, 2015
11	Dec. 29, 2010 - Nov. 12, 2011
8	Dec. 31, 2007 - Oct. 18, 2008
	Nov. 8, 1986 - Oct. 10, 1987
	Oct. 28, 1933 - Oct. 12, 1934
7	Oct. 1, 2016 - Nov. 19, 2016
	Oct. 5 - Nov. 23, 2013
	Sept. 6, 2003 - Oct. 25, 2003
	Nov. 23, 1996 - Oct. 11, 1997
	Nov. 14, 1987 - Oct. 8, 1988
	Nov. 19, 1943 - Oct. 28, 1944

LONGEST WIN STREAK (ONE SEASON)

10	Sept. 3 - Nov. 18, 2011
10	Sept. 3-Nov. 21, 2015
9	1945
7	Oct. 1, 2016 - Nov. 19, 2016
	Oct. 5 - Dec. 7, 2013
	Aug. 30 - Oct. 25, 2008
	Sept. 6 - Oct. 25, 2003
6	Sept. 4 - Oct. 16, 2010
	Aug. 30 - Oct. 11, 1997
	Oct. 3 - Nov. 7, 1959
5	Sept. 6-Oct. 11, 2014
	Sept. 19-Oct. 31, 2009
	Sept. 5 - Oct. 10, 1987
	Oct. 20 - Nov. 17, 1984
	1944
	1933
	1914
	1912

LONGEST UNDEFEATED STREAK

14	Nov. 11, 1944 - Sept. 28, 1946
13	1931 - 32
12	Dec. 6, 2014 - Nov. 21, 2015
11	Dec. 29, 2010 - Nov. 18, 2011
9	1933 - 34
8	Dec. 31, 2007 - Oct. 25, 2008
	Nov. 8, 1986 - Oct. 10, 1987
7	Oct. 1, 2016 - Nov. 19, 2016
	Oct. 5, 2013 - Dec. 7, 2013
	Sept. 6, 2003 - Oct. 25, 2003
	Nov. 23, 1996 - Oct. 11, 1997
	Nov. 14, 1987 - Oct. 8, 1988

LONGEST UNDEFEATED STREAK (ONE SEASON)

10	Sept. 3 - Nov. 21, 2015
	Sept. 3 - Nov. 18, 2011
9	1945
8	1932
7	Oct. 1, 2016 - Nov. 19, 2016
	Oct. 5 - Dec. 7, 2013
	Aug. 30 - Oct. 25, 2008
	Sept. 6 - Oct. 25, 2003
6	Sept. 4 - Oct. 16, 2010
	Aug. 30 - Oct. 11, 1997
	Oct. 3 - Nov. 7, 1959
	Sept. 28 - Nov. 9, 1957
	1933
5	Eight times, last Sept. 6-Oct. 11, 2014

LONGEST LOSING STREAK

9	Oct. 29, 1977 - Oct. 7, 1978
7	9 occasions, most recently,
	Sept. 23 - Nov. 11, 2000
	Oct. 7 - Nov. 20, 1993

LONGEST LOSING STREAK (ONE SEASON)

7	Sept. 23 - Nov. 11, 2000
	Oct. 7 - Nov. 20, 1993
	1928
	1920

LONGEST WINLESS STREAK

11	Sept. 7 - Nov. 23, 1991
	1903-05
	1919-20
10	1919-20
9	Oct. 8, 1994 - Sept. 9, 1995
	Oct. 29, 1977 - Oct. 7, 1978
8	1905-06

LONGEST WINLESS STREAK (ONE SEASON)

11	Sept. 7 - Nov. 23, 1991
8	1920
7	Sept. 23 - Nov. 11, 2000
	Oct. 8 - Nov. 19, 1994
	Oct. 7 - Nov. 20, 1993
	1928

MOST CONSECUTIVE HOME WINS

10	Sept. 21, 2002 - Oct. 18, 2003
9	Oct. 20, 2012 - Dec. 7, 2013
	Nov. 22, 1930 - Sept. 23, 1932
	1911-13
8	Sept. 3, 2011 - Sept. 29, 2012
	Sept. 15, 1984 - Oct. 5, 1985
7	Nov. 4, 1939 - Nov. 16, 1940
	*14 unbeaten from 11/22/30 - 9/29/33

MOST CONSECUTIVE ROAD WINS

11	Nov. 19, 1943 - Nov. 24, 1945
10	Oct. 8, 2010 - Nov. 18, 2011
6	Dec. 6, 2014-Nov. 14, 2015
4	Nov. 15, 2008-Nov. 28, 2009
	Nov. 8, 1986 - Oct. 24, 1987
	Sept. 7 - Nov. 16, 1985
	Sept. 17 - Oct. 29, 1983
	Oct. 13 - Nov. 24, 1979
	Oct. 11, 1941 - Oct. 10, 1942
	Nov. 4, 1933 - Oct. 5, 1934

MOST CONSECUTIVE NEUTRAL SITE WINS

5	Sept. 29, 1944 - Jan. 1, 1946
4	Dec. 29, 2010 - Aug. 31, 2013
	Sept. 25, 1954 - Dec. 19, 1976

MOST CONSECUTIVE CONFERENCE WINS

10	Oct 18, 1929 - Oct. 5, 1934
8	Dec. 6, 2014 - Nov. 14, 2015
7	Oct. 1 - Nov. 19, 2016
	Oct. 5 - Nov. 23, 2013
	Sept. 24 - Nov. 12, 2011
5	Oct. 20 - Nov. 17, 1984
	Nov. 25, 1939 - Nov. 16, 1940

MOST CONSECUTIVE HOME CONF. WINS

8	Oct. 20, 2012 - Nov. 23, 2013
6	Oct. 19, 2002 - Oct. 18, 2003
	Nov. 1, 1941 - Nov. 23, 1946
	Oct 18, 1929 - Nov. 11, 1933
	*9 unbeaten from 11/6/26 - 11/11/33

MOST CONSECUTIVE ROAD CONF. WINS

8	Oct. 16, 2010 - Nov. 12, 2011
5	Dec. 6, 2014 - Nov. 14, 2015
4	Oct. 26, 2013 - Oct. 11, 2014
	Nov. 15, 2008 - Nov. 7, 2009
	Oct. 13 - Nov. 24, 1979
	Nov. 27, 1930 - Oct. 5, 1934

MOST CONSECUTIVE NON-CONFERENCE WINS

15	Sept. 10, 1983 - Nov. 9, 1985
12	Nov. 11, 1944 - Sept. 21, 1946
11	Sept. 27, 1986 - Dec. 30, 1988
10	Sept. 4, 2010 - Sept. 1, 2012
8	Nov. 11, 1995 - Sept. 27, 1997

MOST CONSECUTIVE NON-CONF. HOME WINS

16	Sept. 21, 2002 - Sept. 5, 2009
15	Sept. 19, 2009 - Sept. 3, 2016
11	Sept. 16, 1995 - Sept. 16, 2000
10	Oct. 24, 1981 - Nov. 9, 1985
	Sept. 27, 1969 - Sept. 29, 1973
9	Oct. 10, 1959 - Oct. 2, 1965
	1912-1913
	*20 unbeaten from 10/10/59 - 9/29/73

MOST CONSECUTIVE NON-CONF. ROAD WINS

11	Nov. 28, 1942 - Nov. 24, 1945
6	Sept. 17, 1983 - Sept. 6, 1986
4	Sept. 20, 2003 - Sept. 9, 2006

MOST CONSECUTIVE HOME LOSSES

7	Nov. 3, 1990 - Nov. 23, 1991
6	Nov. 30, 1946 - Sept. 25, 1948
5	Oct. 9 - Nov. 20, 1920

MOST CONSECUTIVE ROAD LOSSES

15	Oct. 20, 1934 - Nov. 26, 1936
10	Nov. 12, 1977 - Oct. 6, 1979
8	Sept. 17, 1994 - Sept. 30, 1995
	Oct. 31, 1964 - Oct. 30, 1965
	Dec. 1, 1962 - Sept. 19, 1964

MOST CONSECUTIVE 50-POINT GAMES

4	Sept. 6 - Oct. 4, 2008
3	Oct. 29 - Nov. 12, 2011
	Sept. 10 - Oct. 1, 1988

MOST CONSECUTIVE 40-POINT GAMES

7	Sept. 10 - Oct. 29, 1988
4	4 times, most recently, Sept. 6 - Oct. 4, 2008

MOST CONSECUTIVE 30-POINT GAMES

22	Nov. 6, 2010 - Sept. 29, 2012
10	Sept. 12 - Nov. 21, 2015
	Nov. 14, 1987 - Oct. 29, 1988
8	Oct. 20, 2012 - Jan. 1, 2013
7	Oct. 1 - Nov. 19, 2016
	Sept. 4 - Oct. 30, 2010
	Sept. 6 - Oct. 25, 2003



STREAKS

MOST CONSECUTIVE 20-POINT GAMES

58	Sept. 4, 2010 - Oct. 11, 2014
29	Nov. 22, 2014 - present
21	Dec. 31, 2007 - Oct. 24, 2009
15	Nov. 14, 1987 - Dec. 30, 1988
13	Nov. 15, 2003 - Nov. 13, 2004
10	Sept. 8 - Nov. 17, 2007
	Nov. 23, 1996 - Nov. 8, 1997
8	Sept. 2 - Oct. 28, 2006
7	Sept. 6 - Oct. 25, 2003
	Oct. 19 - Dec. 27, 2002

MOST CONSECUTIVE GAMES HOLDING OPPONENTS UNDER 20 POINTS

32	Oct. 9, 1931 - Oct. 12, 1934
24	1911 - Oct. 30, 1914
19	1908 - 1911
15	Oct. 6, 1923 - Nov. 1, 1924
14	Nov. 4, 1944 - Sept. 21, 1946
13	Nov. 12, 1983 - Nov. 17, 1984
12	Sept. 25, 1930 - Sept. 25, 1931
9	Oct. 8, 1960 - Sept. 23, 1961
	Sept. 21 - Nov. 23, 1957
	Nov. 17, 1934 - Nov. 9, 1935
	Nov. 26, 1914 - Nov. 16, 1915
	1901 - 1903

MOST CONSECUTIVE GAMES HOLDING OPPONENTS UNDER 10 POINTS

13	Oct. 31, 1931 - Nov. 5, 1932
11	1908-1910
7	1912-1913
6	Nov. 4, 1939 - Sept. 27, 1940
	Nov. 8, 1930 - Sept. 25, 1931
	1906 - 1907
5	Sept. 25 - Oct. 24, 1930
	Nov. 12, 1921 - Oct. 7, 1922
	Oct. 9 - Oct. 30, 1914
	1905
	1901 - 1903
4	Nov. 8 - Dec. 13, 1958
	Nov. 25, 1943 - Oct. 7, 1944
	Nov. 23, 1933 - Oct. 12, 1934
	Oct. 21 - Nov. 11, 1933
	Oct. 26 - Nov. 23, 1929
	Oct. 27 - Nov. 17, 1917

MOST CONSECUTIVE SHUTOUTS

4	1908
3	10 occasions, most recently from 1933-34

MOST CONSECUTIVE TIMES BEING SHUT OUT

7	1904-05
4	1934

MOST SHUTOUTS IN ONE SEASON

6	1924
5	6 occasions, most recently in 1932

MOST TIMES BEING SHUT OUT IN A SEASON

5	7 occasions, most recently in 1939
---	------------------------------------

MOST CONSECUTIVE GAMES WITH A 100-YARD RUSHER

22	Oct. 24, 1987 - Sept. 30, 1989
19	Oct. 16, 1976 - Nov. 19, 1977
15	Sept. 14, 2007 - Sept. 27, 2008
7	Sept. 4 - Oct. 23, 2004

MOST CONSECUTIVE GAMES WITH A 100-YARD RECEIVER

7	Oct. 1 - Nov. 19, 2016
	Oct. 20 - Dec. 1, 2012
	Nov. 6, 2010 - Sept. 8, 2011
	Sept. 4 - Oct. 23, 2010
5	Nov. 9 - Dec. 27, 2002
	Oct. 15 - Nov. 12, 1988
4	Oct. 24 - Nov. 14, 2015
	Oct. 29 - Nov. 18, 2011
	Nov. 24, 2001 - Sept. 14, 2002

MOST CONSECUTIVE GAMES WITH A 300-YARD PASSER

4	Nov. 7 - Nov. 28, 2015
	Sept. 3 - Sept. 24, 2011
3	Sept. 8 - Sept. 29, 2012
	Nov. 5 - Nov. 18, 2011
	Nov. 6 - Nov. 20, 2010

MOST CONSECUTIVE GAMES WITHOUT COMMITTING A TURNOVER (SINCE 1968)

4	Jan. 2 - Sept. 18, 2004
3	Jan. 1 - Sept. 7, 2013
	Sept. 24 - Oct. 8, 1988
2	Many times, most recently Dec. 5, 2016 - present

MOST CONSECUTIVE GAMES FORCING AN OPPONENT TURNOVER (SINCE 1968)

61	Sept. 19, 1981 - Sept. 13, 1986
41	Sept. 27, 1986 - Nov. 4, 1989
29	Sept. 11, 1971 - Nov. 3, 1973
26	Oct. 17, 1992 - Nov. 5, 1994
	Nov. 22, 1975 - Sept. 16, 1978
24	Nov. 17, 1973 - Nov. 8, 1975
21	Oct. 23, 2004 - Sept. 23, 2006
	Nov. 18, 1989 - Nov. 9, 1991
19	Nov. 10, 2012 - Aug. 30, 2014
16	Nov. 27, 2010 - Sept. 1, 2012
	Oct. 20, 1979 - Nov. 22, 1980
14	Jan. 1, 2016 - present
13	Oct. 26, 1996 - Nov. 8, 1997
12	Nov. 28, 2009 - Nov. 13, 2010
	Nov. 17, 2001 - Nov. 16, 2002
	Sept. 30, 1978 - Oct. 6, 1979
	Oct. 18, 1969 - Oct. 10, 1970
	Sept. 21, 1968 - Sept. 27, 1969
11	Aug. 30 - Nov. 15, 2008
9	Sept. 19 - Nov. 21, 2015

CONSECUTIVE 100-YARD RUSHING GAMES

1.	19	Terry Miller	1976-77
2.	12	Barry Sanders	1988
3.	10	Dantrell Savage	2007
4.	7	Vernand Morency	2004
5.	6	Thurman Thomas	1987
6.	5	Kendall Hunter	2010
	5	Thurman Thomas	1987
	5	Ernest Anderson	1982
	5	Terry Miller	1976
	5	Bob Fenimore	1945

CONSECUTIVE 100-YARD RECEIVING GAMES

1.	14	Justin Blackmon (2010-11)
2.	5	Rashaun Woods (2002)
	5	Hart Lee Dykes (1988)
4.	4	Rashaun Woods (2001-02)
5.	3	James Washington (2016)
	3	James Washington (2015)
	3	Justin Blackmon (2011)
	3	Curtis Mayfield (1990)
	3	Cecil Hankins (1944)
10.	2	Chris Lacy (2016)
	2	Blake Jackson (2012)
	2	Josh Stewart (2012)
	2	Josh Cooper (2011)
	2	Adarius Bowman (2007)
	2	Rashaun Woods (2003)
	2	Hart Lee Dykes (1988)
	2	Hart Lee Dykes (1988)
	2	Hart Lee Dykes (1987)
	2	Hart Lee Dykes (1986)
	2	Hart Lee Dykes (1985-86)
	2	Bobby Riley (1985)
	2	Terry Brown (1968)

CONSECUTIVE 300-YARD PASSING GAMES

1.	4	Brandon Weeden (2011)
2.	3	Mason Rudolph (2015)
	3	Brandon Weeden (2011)
	3	Brandon Weeden (2010)
5.	2	Mason Rudolph (2016)
	2	Daxx Garman (2014)
	2	J.W. Walsh (2012)
	2	Brandon Weeden (2010)
	2	Brandon Weeden (2010)
	2	Josh Fields (2002)
	2	Aso Pogi (2000)

MOST CONSECUTIVE PASS ATTEMPTS WITHOUT AN INTERCEPTION

1.	194	Brandon Weeden	Sept. 7-Oct. 22, 2011
2.	164	Mason Rudolph	Sept. 24-Nov. 5, 2016
3.	146	J.W. Walsh	Oct. 13, 2012-Sept. 14, 2013
4.	139	Mason Rudolph	Oct. 31-Nov. 28, 2015
5.	138	Mike Gundy	Sept. 13-Nov. 1, 1986
6.	123	Mason Rudolph	Nov. 5, 2016-present
7.	113	Josh Fields	Nov. 9-Dec. 27, 2002
8.	112	Brandon Weeden	Oct. 23-Nov. 13, 2010
	112	Rusty Hilger	Nov. 12, 1983-Oct. 6, 1984
10.	102	Aso Pogi	Sept. 8-Oct. 13, 2001
11.	91	Mike Gundy	Sept. 5-26, 1987



100-YARD RUSHING GAMES

1945	241	Bob Fenimore vs. Arkansas	Jr.	1967	104	Jack Reynolds vs. Arkansas	Jr.	160	Terry Miller vs. UTEP	Sr.	
	148	Bob Fenimore vs. Denver	Jr.		128	Larry Gosney vs. Iowa State	Jr.	130	Harold Bailey vs. UTEP	So.	
	105	Bob Fenimore vs. SMU	Jr.		104	Jack Reynolds vs. Iowa State	Jr.	156	Terry Miller vs. Florida State	Sr.	
	116	Bob Fenimore vs. Utah	Jr.					139	Terry Miller vs. Colorado	Sr.	
	178	Bob Fenimore vs. TCU	Jr.	1968	125	Ronnie Johnson vs. Colorado	Sr.	118	Terry Miller vs. Kansas State	Sr.	
	120	Jim Spavital vs. TCU	Fr.					149	Terry Miller vs. Kansas	Sr.	
	120	Bob Fenimore vs. Oklahoma	Jr.	1969	101	Bub Deerinwater vs. Colorado	Sr.	116	Terry Miller vs. Nebraska	Sr.	
1946	125	Bob Fenimore vs. St. Mary's (Ca.)	Sr.		122	Bub Deerinwater vs. Iowa State	Sr.	120	Terry Miller vs. Oklahoma	Sr.	
1947	103	Jim Spavital vs. SMU	Jr.					246	Terry Miller vs. Missouri	Sr.	
1948	110	Bill Grimes vs. Wichita St.	Jr.	1970	237	Bobby Cole vs. Iowa State	Jr.	155	Terry Miller vs. Iowa State	Sr.	
	119	Bob Meinert vs. Denver	Sr.		113	Jimmy Williams vs. Arkansas	So.				
	141	Ken Roof vs. Temple	Jr.		118	Bobby Cole vs. Missouri	Jr.	1978	128	Worley Taylor vs. Colorado	So.
	111	Bob Meinert vs. Tulsa	Sr.	1971	113	Bill Heilman vs. Missouri	Sr.	1979	122	Worley Taylor vs. Wichita State	Jr.
	102	Jim Spavital vs. Oklahoma	Sr.		101	Bobby Cole vs. Colorado	Sr.		152	Terry Sullentrop vs. Missouri	So.
1949	155	Ken Roof vs. Wichita State	Sr.		108	Bobby Cole vs. Iowa State	Sr.		116	Worley Taylor vs. Kansas	Jr.
	133	John Grabko vs. Wichita State	So.	1972	173	Brent Blackman vs. UT-Arlington	Jr.		114	Terry Young vs. Kansas	So.
1950	102	Bob Cook vs. Missouri	Sr.		121	Fountain Smith vs. UT-Arlington	So.		115	Worley Taylor vs. Colorado	Jr.
1951	108	Roy Dean Seeman vs. Wichita State	N/A		140	Brent Blackman vs. Arkansas	Jr.		136	Worley Taylor vs. Kansas State	Jr.
1952	133	Ronnie Bennett vs. Kansas	So.		107	Brent Blackman vs. Missouri	Jr.		182	Worley Taylor vs. Iowa State	Jr.
1953	117	Bill Breddes vs. Arkansas	Sr.		128	George Palmer vs. Virginia Tech	So.	1980	126	Ed Smith vs. Kansas	Sr.
	138	Dorsey Gibson vs. Houston	Sr.		116	Fountain Smith vs. Virginia Tech	So.		102	Ernest Anderson vs. San Diego State	Fr.
	109	Earl Lunsford vs. Tulsa	So.		109	George Palmer vs. Kansas	So.	1981	183	Shawn Jones vs. San Diego State	So.
	135	Bill Breddes vs. Wyoming	Sr.		104	Brent Blackman vs. Kansas	Jr.		135	Shawn Jones vs. Colorado	So.
1954	101	Earl Lunsford vs. Wyoming	Jr.		116	George Palmer vs. Kansas State	So.		139	Ernest Anderson vs. Kansas State	So.
	156	Earl Lunsford vs. Wichita State	Jr.		100	Fountain Smith vs. Kansas State	So.		111	Ernest Anderson vs. Oklahoma	So.
1955	110	Harvey Romans vs. Arkansas	Sr.	1973	101	Brent Blackman vs. UT-Arlington	Sr.	1982	220	Ernest Anderson vs. North Texas	Jr.
	107	Earl Lunsford vs. Houston	Sr.		132	Brent Blackman vs. So Illinois	Sr.		152	Ernest Anderson vs. Tulsa	Jr.
	133	Earl Lunsford vs. Kansas State	Sr.		141	Brent Blackman vs. Nebraska	Sr.		195	Ernest Anderson vs. Louisville	Jr.
1956	124	Jim Wiggins vs. Detroit	So.		114	George Palmer vs. Colorado	Jr.		270	Ernest Anderson vs. Kansas	Jr.
1958	135	Duane Wood vs. Kansas State	Sr.	1974	102	Skip Taylor vs. Iowa State	Fr.		205	Ernest Anderson vs. Colorado	Jr.
	130	Forrest Campbell vs. Florida State	Sr.		120	George Palmer vs. Nebraska	Sr.		227	Ernest Anderson vs. Missouri	Jr.
1959	135	Jim Dillard vs. Tulsa	So.		152	George Palmer vs. Missouri	Sr.		175	Ernest Anderson vs. Kansas State	Jr.
	104	Jim Dillard vs. Kansas	So.		144	George Palmer vs. Texas Tech	Sr.		160	Ernest Anderson vs. Iowa State	Jr.
1960	162	Chester Pittman vs. Kansas State	Sr.		128	Terry Miller vs. Wichita State	Fr.		104	Ken Zachary vs. Iowa State	Fr.
	139	Jim Dillard vs. Colorado	Jr.		120	Ken Walker vs. Wichita State	Jr.		146	Ernest Anderson vs. San Diego State	Jr.
1961	171	Jim Dillard vs. Tulsa	Sr.					1983	160	Shawn Jones vs. Cincinnati	Jr.
1962	114	Don Derrick vs. Colorado	Jr.	1975	130	Terry Miller vs. Arkansas	So.		203	Shawn Jones vs. Texas A&M	Jr.
1963	158	Walt Garrison vs. Tulsa	So.		107	Robert Turner vs. Arkansas	Jr.		125	Shawn Jones vs. Nebraska	Jr.
1964	108	Walt Garrison vs. Iowa State	Jr.		122	Terry Miller vs. North Texas	So.		131	Ernest Anderson vs. Kansas	Sr.
	105	Walt Garrison vs. Tulsa	Jr.		108	Robert Turner vs. Texas Tech	Jr.		114	Ernest Anderson vs. Missouri	Sr.
	112	Walt Garrison vs. Nebraska	Jr.		107	Scott Burk vs. Nebraska	So.		143	Ernest Anderson vs. Baylor	Sr.
1965	130	Walt Garrison vs. Kansas	Sr.		112	Terry Miller vs. Kansas	So.	1984	137	Charles Crawford vs. Arizona State	So.
	121	Walt Garrison vs. Nebraska	Sr.		103	Robert Turner vs. Kansas	Jr.		101	Shawn Jones vs. Arizona State	Sr.
	173	Walt Garrison vs. Kansas State	Sr.		112	Terry Miller vs. Kansas State	So.		114	Shawn Jones vs. Bowling Green	Sr.
1966	114	Jack Reynolds vs. Iowa State	So.		148	Robert Turner vs. Iowa State	Jr.		174	Shawn Jones vs. Tulsa	Sr.
	100	Jack Reynolds vs. Nebraska	So.		120	Terry Miller vs. Iowa State	So.		107	Charles Crawford vs. Colorado	So.
				1976	123	Terry Miller vs. North Texas	Jr.		206	Thurman Thomas vs. Kansas State	Fr.
					114	Robert Turner vs. North Texas	Sr.		101	Thurman Thomas vs. Missouri	Fr.
					137	Terry Miller vs. Colorado	Jr.		155	Thurman Thomas vs. South Carolina	Fr.
					159	Terry Miller vs. Oklahoma	Jr.	1985	237	Thurman Thomas vs. Washington	So.
					228	Terry Miller vs. Missouri	Jr.		191	Thurman Thomas vs. North Texas	So.
					106	Skip Taylor vs. Missouri	Jr.		157	Thurman Thomas vs. Tulsa	So.
					149	Terry Miller vs. Nebraska	Jr.		201	Thurman Thomas vs. Colorado	So.
					221	Terry Miller vs. Kansas State	Jr.		213	Thurman Thomas vs. Kansas State	So.
					199	Terry Miller vs. Iowa State	Jr.		172	Thurman Thomas vs. Missouri	So.
					180	Charlie Weatherbie vs. UTEP	Sr.		100	Thurman Thomas vs. Oklahoma	So.
					110	Terry Miller vs. UTEP	Jr.	1986	132	Barry Sanders vs. Illinois State	Fr.
					173	Terry Miller vs. BYU	Jr.		170	Thurman Thomas vs. Kansas	Jr.
				1977	189	Terry Miller vs. Tulsa	Sr.				
					132	Terry Miller vs. Arkansas	Sr.				



100-YARD RUSHING GAMES

1987	164	Thurman Thomas vs. Tulsa	Sr.	159	David Thompson vs. Colorado	Jr.	2006	155	Mike Hamilton vs. Missouri State	So.	
	164	Barry Sanders vs. Tulsa	So.	107	David Thompson vs. Kansas	Jr.		109	Keith Toston at Kansas State	Fr.	
	111	Thurman Thomas vs. Houston	Sr.	234	David Thompson vs. Hawaii	Jr.		134	Dantrell Savage vs. Texas A&M	Jr.	
	193	Thurman Thomas vs. Wyoming	Sr.					117	Dantrell Savage vs. Nebraska	Jr.	
	119	Thurman Thomas vs. La.-Lafayette	Sr.	1996	110	David Thompson vs. Texas Tech	Sr.		116	Dantrell Savage vs. Baylor	Jr.
	110	Thurman Thomas vs. Colorado	Sr.		252	David Thompson vs. Tulsa	Sr.		120	Dantrell Savage vs. Texas Tech	Jr.
	108	Thurman Thomas vs. Missouri	Sr.		217	David Thompson vs. Utah State	Sr.		112	Dantrell Savage vs. Alabama	Jr.
	130	Thurman Thomas vs. Kansas State	Sr.		156	David Thompson vs. Texas	Sr.				
	105	Barry Sanders vs. Kansas State	So.		158	David Thompson vs. Iowa State	Sr.				
	173	Thurman Thomas vs. Oklahoma	Sr.		173	Andre Richardson vs. Iowa State	Jr.	2007	125	Kendall Hunter vs. Troy	Fr.
	202	Thurman Thomas vs. Kansas	Sr.		321	David Thompson vs. Baylor	Sr.		130	Dantrell Savage vs. Texas Tech	Sr.
	116	Barry Sanders vs. Kansas	So.						116	Zac Robinson vs. Texas Tech	So.
	293	Thurman Thomas vs. Iowa State	Sr.						113	Kendall Hunter vs. Texas Tech	Fr.
	122	Barry Sanders vs. Iowa State	So.	1997	217	Jamaal Fobbs vs. La.-Lafayette	RFr.		115	Dantrell Savage vs. Sam Houston St.	Sr.
	157	Thurman Thomas vs. West Virginia	Sr.		106	Nathan Simmons vs. NE Louisiana	So.		110	Dantrell Savage vs. Texas A&M	Sr.
					126	Tony Lindsay vs. Texas	RFr.		212	Dantrell Savage vs. Nebraska	Sr.
					126	Tony Lindsay vs. Colorado	RFr.		124	Dantrell Savage vs. Kansas State	So.
1988	178	Barry Sanders vs. Miami (Ohio)	Jr.		101	Jamaal Fobbs vs. Texas A&M	RFr.		109	Zac Robinson vs. Kansas State	So.
	157	Barry Sanders vs. Texas A&M	Jr.		122	Jamaal Fobbs vs. Oklahoma	RFr.		103	Dantrell Savage vs. Texas	Sr.
	304	Barry Sanders vs. Tulsa	Jr.						106	Dantrell Savage vs. Kansas	Sr.
	174	Barry Sanders vs. Colorado	Jr.	1998	161	Nathan Simmons vs. La.-Lafayette	Jr.		144	Zac Robinson vs. Baylor	So.
	189	Barry Sanders vs. Nebraska	Jr.		158	Tony Lindsay vs. La.-Lafayette	So.		109	Dantrell Savage vs. Baylor	Sr.
	154	Barry Sanders vs. Missouri	Jr.		148	Nathan Simmons vs. Mississippi St.	Jr.		108	Dantrell Savage vs. Oklahoma	Sr.
	320	Barry Sanders vs. Kansas State	Jr.		104	Jamaal Fobbs vs. Mississippi St.	So.		100	Dantrell Savage vs. Indiana	Sr.
	215	Barry Sanders vs. Oklahoma	Jr.		114	Nathan Simmons vs. Nebraska	Jr.				
	312	Barry Sanders vs. Kansas	Jr.								
	121	Gerald Hudson vs. Kansas	Jr.								
	293	Barry Sanders vs. Iowa St.	Jr.	2000	187	Reggie White vs. Tulsa	Jr.	2008	107	Kendall Hunter vs. Washington St.	So.
	332	Barry Sanders vs. Texas Tech	Jr.		130	Reggie White vs. Texas State	Jr.		210	Kendall Hunter vs. Houston	So.
	222	Barry Sanders vs. Wyoming	Jr.		104	Reggie White vs. Texas	Jr.		148	Keith Toston vs. Missouri State	Jr.
					102	Reggie White vs. Missouri	Jr.		138	Beau Johnson vs. Missouri State	Jr.
					112	Reggie White vs. Texas A&M	Jr.		132	Kendall Hunter vs. Missouri State	So.
					111	Reggie White vs. Baylor	Jr.		169	Kendall Hunter vs. Troy	So.
1989	102	Gerald Hudson vs. Tulsa	Jr.						114	Keith Toston vs. Troy	Jr.
	140	Gerald Hudson vs. Ohio State	Jr.	2001	109	Tatum Bell vs. Louisiana Tech	So.		154	Kendall Hunter vs. Missouri	So.
	157	Gerald Hudson vs. Texas Tech	Jr.		117	Tatum Bell vs. Missouri	So.		161	Kendall Hunter vs. Texas	So.
	148	Gerald Hudson vs. Wyoming	Jr.						104	Kendall Hunter vs. Iowa State	So.
	106	Vernon Brown vs. Wyoming	Jr.	2002	108	Vernand Morency vs. Louisiana Tech	Fr.		112	Kendall Hunter vs. Texas Tech	So.
	151	Vernon Brown vs. Kansas State	Jr.		182	Tatum Bell vs. Nebraska	Jr.		102	Kendall Hunter vs. Colorado	So.
	138	Gerald Hudson vs. Missouri	Jr.		143	Tatum Bell vs. Texas A&M	Jr.				
	108	Gerald Hudson vs. Kansas	Jr.		165	Tatum Bell vs. Texas Tech	Jr.				
					106	Tatum Bell vs. Baylor	Jr.				
1990	148	Gerald Hudson vs. Tulsa	Sr.		106	Tatum Bell vs. Oklahoma	Jr.	2009	160	Jeremy Smith vs. Grambling St.	Fr.
	171	Gerald Hudson vs. Northern Iowa	Sr.		160	Tatum Bell vs. Southern Miss	Jr.		130	Keith Toston vs. Texas A&M	Sr.
	107	Gerald Hudson vs. TCU	Sr.						109	Keith Toston vs. Baylor	Sr.
	145	Gerald Hudson vs. Oklahoma	Sr.						206	Keith Toston vs. Iowa State	Sr.
	150	Gerald Hudson vs. Kansas State	Sr.	2003	215	Tatum Bell vs. Wyoming	Sr.		172	Keith Toston vs. Colorado	Sr.
	255	Gerald Hudson vs. Missouri	Sr.		193	Tatum Bell vs. Missouri State	So.				
	178	Gerald Hudson vs. Kansas	Sr.		189	Vernand Morency vs. La.-Lafayette	So.				
	264	Gerald Hudson vs. Iowa St.	Sr.		193	Tatum Bell vs. Kansas State	Sr.	2010	257	Kendall Hunter vs. Washington St.	Sr.
					238	Tatum Bell vs. Texas Tech	Sr.		157	Kendall Hunter vs. Troy	Sr.
1991	103	Rafael Denson vs. Kansas State	Fr.		196	Tatum Bell vs. Texas A&M	Sr.		101	Kendall Hunter vs. Texas A&M	Sr.
					122	Tatum Bell vs. Oklahoma	So.		126	Kendall Hunter vs. Louisiana	Sr.
1992	110	Rafael Denson vs. Indiana St.	So.		269	Vernand Morency vs. Kansas	So.		130	Kendall Hunter vs. Texas Tech	Sr.
					227	Vernand Morency vs. Baylor	So.		201	Kendall Hunter vs. Nebraska	Sr.
1993	155	David Thompson vs. Kansas	Fr.						143	Kendall Hunter vs. Kansas State	Sr.
				2004	261	Vernand Morency vs. UCLA	Jr.		116	Kendall Hunter vs. Texas	Sr.
1994	147	David Thompson vs. Northern Illinois	So.		184	Vernand Morency vs. Tulsa	Jr.		105	Kendall Hunter vs. Kansas	Sr.
	146	David Thompson vs. Tulsa	So.		116	Vernand Morency vs. SMU	Jr.				
	130	Andre Richardson vs. Missouri	Fr.		143	Vernand Morency vs. Iowa State	Jr.				
	155	David Thompson vs. Iowa State	So.		165	Vernand Morency vs. Colorado	Jr.	2011	129	Joseph Randle vs. Louisiana	So.
	121	Andre Richardson vs. Kansas	Fr.		111	Vernand Morency vs. Texas A&M	Jr.		121	Joseph Randle vs. Arizona	So.
	158	Andre Richardson vs. Kansas State	Fr.		173	Vernand Morency vs. Missouri	Jr.		128	Joseph Randle vs. Tulsa	So.
					100	Vernand Morency vs. Texas	Jr.		140	Jeremy Smith vs. Texas	So.
					172	Seymore Shaw vs. Baylor	Sr.		138	Joseph Randle vs. Missouri	So.
1995	128	David Thompson vs. Nebraska	Jr.		108	Vernand Morency vs. Texas Tech	Jr.		152	Joseph Randle vs. Baylor	So.
	125	David Thompson vs. Tulsa	Jr.						104	Herschel Sims vs. Baylor	Fr.
	171	David Thompson vs. Missouri State	Jr.	2005	104	Mike Hamilton at Florida Atlantic	RFr.		109	Herschel Sims vs. Texas Tech	Fr.
	104	David Thompson vs. Tennessee	Jr.		194	Mike Hamilton vs. Texas	RFr.		151	Joseph Randle vs. Oklahoma	So.
	181	David Thompson vs. Kansas State	Jr.		161	Mike Hamilton vs. Texas Tech	RFr.		119	Jeremy Smith vs. Oklahoma	So.
	171	Andre Richardson vs. Missouri	So.								



100-YARD RUSHING GAMES

2012	107	Joseph Randle vs. Savannah St.	Jr.
	104	Desmond Roland vs. Savannah St.	So.
	123	Joseph Randle at Arizona	Jr.
	105	Joseph Randle vs. Louisiana	Jr.
	199	Joseph Randle vs. Texas	Jr.
	151	Joseph Randle vs. Iowa State	Jr.
	126	Joseph Randle vs. TCU	Jr.
	113	Joseph Randle at Oklahoma	Jr.
	139	Joseph Randle at Baylor	Jr.
2013	125	J.W. Walsh vs. Mississippi State	So.
	102	Jeremy Smith vs. Mississippi State	Sr.
	219	Desmond Roland at Iowa State	Jr.
	144	Desmond Roland vs. Oklahoma	Jr.
2014	102	Tyreek Hill at Kansas State	Jr.
	123	Desmond Roland vs. Washington	Sr.
2015	104	Chris Carson vs UTSA	Jr.
2016	101	Rennie Childs vs Pittsburgh	Sr.
	122	Justice Hill at Baylor	Fr.
	135	Justice Hill vs. Texas	Fr.
	162	Justice Hill at Kansas	Fr.
	126	Justice Hill vs. Texas Tech	Fr.
	154	Justice Hill at TCU	Fr.
	146	Chris Carson at TCU	Sr.
	100	Justice Hill vs. Colorado	Fr.

MOST 100-YARD RUSHING GAMES, SEASON

1.	12	Barry Sanders	1988
2.	11	Terry Miller	1977
	11	Thurman Thomas	1987
4.	10	Dantrell Savage	2007
5.	9	Kendall Hunter	2008
	9	Kendall Hunter	2010
	9	Vernand Morency	2004
	9	Ernest Anderson	1982
	9	Terry Miller	1976

MOST 100-YARD RUSHING GAMES, CAREER

1.	26	Terry Miller	1974-77
2.	22	Thurman Thomas	1984-87
3.	20	Kendall Hunter	2007-10
4.	18	David Thompson	1993-96
5.	17	Barry Sanders	1986-88
6.	15	Dantrell Savage	2006-07
	15	Gerald Hudson	1988-90
	15	Ernest Anderson	1980-83
9.	14	Joseph Randle	2010-12
	14	Tatum Bell	2000-03

CONSECUTIVE 100-YARD RUSHING GAMES

1.	19	Terry Miller	1976-77
2.	12	Barry Sanders	1988
3.	10	Dantrell Savage	2007
4.	7	Vernand Morency	2004
5.	6	Thurman Thomas	1987
6.	5	Kendall Hunter	2010
	5	Thurman Thomas	1987
	5	Ernest Anderson	1982
	5	Terry Miller	1976
	5	Bob Fenimore	1945

FRESHMAN 100-YARD RUSHING GAMES

1.	217	Jamaal Fobbs vs. La-Lafayette, 1997	RFr.
2.	206	Thurman Thomas vs. Kansas St., 1984	Fr.
3.	194	Mike Hamilton vs. Texas, 2005	RFr.
4.	162	Justice Hill at Kansas, 2016	Fr.
5.	161	Mike Hamilton vs. Texas Tech, 2005	RFr.
6.	160	Jeremy Smith vs. Grambling State, 2009	Fr.
7.	158	Andre Richardson vs. Kansas St., 1994	Fr.
8.	155	Thurman Thomas vs. South Carolina, 1984	Fr.
	155	David Thompson vs. Kansas, 1993	Fr.
10.	154	Justice Hill at TCU, 2016	Fr.
11.	135	Justice Hill vs. Texas, 2016	Fr.
12.	132	Barry Sanders vs. Illinois State, 1986	Fr.
13.	130	Andre Richardson vs. Missouri, 1994	Fr.
14.	128	Terry Miller vs. Wichita State, 1974	Fr.
15.	126	Tony Lindsay vs. Texas, 1997	RFr.
	126	Tony Lindsay vs. Colorado, 1997	RFr.
	126	Justice Hill vs. Texas Tech, 2016	Fr.
18.	125	Kendall Hunter vs. Troy, 2007	Fr.
19.	122	Jamaal Fobbs vs. Oklahoma, 1997	RFr.
	122	Justice Hill at Baylor, 2016	Fr.
21.	121	Andre Richardson vs. Kansas, 1994	Fr.
22.	120	Jim Spavital vs. TCU, 1945	Fr.
23.	113	Kendall Hunter vs. Texas Tech, 2007	Fr.
24.	109	Herschel Sims vs. Texas Tech, 2011	Fr.
	109	Keith Toston at Kansas State, 2006	Fr.
26.	108	Vernand Morency vs. La. Tech, 2002	Fr.
27.	104	Herschel Sims vs. Baylor, 2011	Fr.
	104	Ken Zachary vs. Iowa State, 1982	Fr.
	104	Mike Hamilton at Florida Atlantic, 2005	RFr.
30.	103	Rafael Denson vs. Kansas State, 1991	Fr.
31.	102	Skip Taylor vs. Iowa State, 1974	Fr.
	102	Ernest Anderson vs. San Diego St., 1980	Fr.
33.	101	Thurman Thomas vs. Missouri, 1984	Fr.
	101	Jamaal Fobbs vs. Texas A&M, 1997	RFr.
34.	100	Justice Hill vs. Colorado, 2016	Fr.

100-YARD RUSH DUO, SAME GAME (34)

Jim Spavital (120) and Bob Fenimore (178) vs. TCU, 1945
 Ken Roof (155) and John Grabko (133) vs. Wichita State, 1949
 Larry Gosney (128) and Jack Reynolds (104) vs. Iowa State, 1967
 Brent Blackman (173) and Fountain Smith (121) vs. UT-Arlington, 1972
 George Palmer (128) and Fountain Smith (116) vs. Virginia Tech, 1972
 George Palmer (109) and Brent Blackman (104) vs. Kansas, 1972
 George Palmer (116) and Fountain Smith (100) vs. Kansas St., 1972
 Terry Miller (128) and Ken Walker (120) vs. Wichita State, 1974
 Terry Miller (130) and Robert Turner (107) vs. Arkansas, 1975
 Terry Miller (112) and Robert Turner (103) vs. Kansas, 1975
 Robert Turner (148) and Terry Miller (120) vs. Iowa State, 1975
 Terry Miller (123) and Robert Turner (114) vs. North Texas, 1976
 Terry Miller (228) and Skip Taylor (106) vs. Missouri, 1976

Charlie Weatherbie (180) and Terry Miller (110) vs. UTEP, 1976
 Terry Miller (160) and Harold Bailey (130) vs. UTEP, 1977
 Worley Taylor (116) and Terry Young (114) vs. Kansas, 1979
 Ernest Anderson (160) and Ken Zachary (104) vs. Iowa State, 1982
 Charles Crawford (137) and Shawn Jones (101) vs. Arizona St., 1984
 Thurman Thomas (130) and Barry Sanders (105) vs. Kansas St., 1987
 Thurman Thomas (202) and Barry Sanders (116) vs. Kansas, 1987
 Thurman Thomas (293) and Barry Sanders (122) vs. Iowa State, 1987
 Barry Sanders (312) and Gerald Hudson (121) vs. Kansas, 1988
 Gerald Hudson (148) and Vernon Brown (106) vs. Wyoming, 1989
 Andre Richardson (173) and David Thompson (158) vs. Iowa St., 1996
 Nathan Simmons (161) and Tony Lindsay (158) vs. Louisiana, 1998
 Nathan Simmons (148) and Jamaal Fobbs (104) vs. Mississippi State, 1998
 Dantrell Savage (124) and Zac Robinson (109) vs. Kansas State, 2007
 Zac Robinson (144) and Dantrell Savage (109) vs. Baylor, 2007
 Kendall Hunter (169) and Keith Toston (114) vs. Troy, 2008
 Joseph Randle (152) and Herschel Sims (104) vs. Baylor, 2011
 Joseph Randle (151) and Jeremy Smith (119) vs. Oklahoma, 2011
 Joseph Randle (107) and Desmond Roland (104) vs. Savannah State, 2012
 J.W. Walsh (125) and Jeremy Smith (102) vs. Mississippi State, 2013
 Justice Hill (154) and Chris Carson (146) at TCU, 2016

100-YARD RUSH TRIO, SAME GAME (2)

Dantrell Savage (130), Zac Robinson (116) and Kendall Hunter (113) vs. Texas Tech, 2007
 Keith Toston (148), Beau Johnson (138) and Kendall Hunter (132) vs. Missouri State, 2008



100-YARD RECEIVING GAMES

1944	108	Cecil Hankins vs. West Texas	Sr.	1975	114	Sam Lisle vs. Wichita State	Jr.	135	Hart Lee Dykes vs. Missouri	Sr.	
	110	Cecil Hankins vs. Denver	Sr.					127	Hart Lee Dykes vs. Kansas State	Sr.	
	141	Cecil Hankins vs. Tulsa	Sr.	1980	125	Mel Campbell vs. Washington	Sr.	123	Hart Lee Dykes vs. Oklahoma	Sr.	
	114	Neill Armstrong vs. Norman Navy	So.					152	Hart Lee Dykes vs. Kansas	Sr.	
1946	120	Neill Armstrong vs. Tulsa	Jr.	1981	130	Mark Cromer vs. Tulsa	Jr.	112	Hart Lee Dykes vs. Texas Tech	Sr.	
								163	Hart Lee Dykes vs. Wyoming	Sr.	
1949	120	Don VanPool vs. TCU	Sr.	1982	103	Terry Young vs. Tulsa	Sr.	1989	208	Curtis Mayfield vs. Nebraska	Jr.
	178	Alex Loyd vs. Kansas	Sr.		112	Terry Young vs. Colorado	Sr.		153	Curtis Mayfield vs. Colorado	Jr.
1951	103	George Wooden vs. Missouri	Sr.	1983	107	Jamie Harris vs. Texas A&M	Jr.	1990	110	Curtis Mayfield vs. Florida	Sr.
									117	Curtis Mayfield vs. Northern Iowa	Sr.
1963	105	Jack Jacobson vs. Nebraska	Jr.	1984	104	Bobby Riley vs. Kansas	So.		100	Curtis Mayfield vs. TCU	Sr.
					141	Jamie Harris vs. Missouri	Jr.		113	Gerald Hudson vs. Kansas	Sr.
1967	117	Terry Brown vs. Missouri	Jr.	1985	131	Bobby Riley vs. Nebraska	Jr.	1991	109	Robert Kirksey vs. Nebraska	Sr.
					115	Bobby Riley vs. Kansas State	Jr.		134	Bert Milliner vs. Iowa State	Jr.
1968	127	Terry Brown vs. Kansas	Sr.		117	Bobby Riley vs. Missouri	Jr.		130	Robert Kirksey vs. Kansas State	Sr.
	110	Terry Brown vs. Nebraska	Sr.		104	Hart Lee Dykes vs. Florida State	Fr.	1992	111	Rafael Denson vs. Missouri	So.
1969	104	Bobby Cole vs. Kansas	So.	1986	121	Hart Lee Dykes vs. Louisiana	So.		131	Shannon Culver vs. Kansas	Jr.
	179	Hermann Eben vs. Kansas State	Jr.		121	Hart Lee Dykes vs. Kansas State	So.	1993	105	Shannon Culver vs. Arizona State	Sr.
	181	Hermann Eben vs. Oklahoma	Jr.		131	Hart Lee Dykes vs. Iowa State	So.	1994	113	Rafael Denson vs. North Texas	Sr.
1970	115	Hermann Eben vs. Arkansas	Sr.	1987	100	Hart Lee Dykes vs. Tulsa	Jr.		106	Rafael Denson vs. Iowa State	Sr.
	126	Hermann Eben vs. Missouri	Sr.		154	Hart Lee Dykes vs. Wyoming	Jr.		106	Rafael Denson vs. Colorado	Sr.
	149	Dick Graham vs. Nebraska	Jr.		114	Hart Lee Dykes vs. Colorado	Jr.	1995	125	Alonzo Mayes vs. Kansas	So.
	104	Hermann Eben vs. Kansas State	Sr.		113	Hart Lee Dykes vs. Nebraska	Jr.	1996	149	Alonzo Mayes vs. Missouri	Jr.
	142	Hermann Eben vs. Oklahoma	Sr.		107	Hart Lee Dykes vs. Missouri	Jr.	1997	126	Alonzo Mayes vs. Missouri	Sr.
1971	140	Dick Graham vs. Mississippi State	Sr.	1988	175	Hart Lee Dykes vs. Miami (Ohio)	Sr.	1998	106	Terance Richardson vs. Mississippi St.	Sr.
					122	Hart Lee Dykes vs. Texas A&M	Sr.		106	Ethan Howell vs. Texas	Jr.
1973	101	Reuben Gant vs. Kansas State	Sr.		125	Hart Lee Dykes vs. Nebraska	Sr.		104	Marcellus Rivers vs. Texas	RFr.



Dez Bryant's ability to make plays in the air made him one of the nation's best receivers in 2008.

1998	106	Terance Richardson vs. Mississippi St.	Sr.	2001	139	Rashaun Woods vs. Southern Miss	So.
	106	Ethan Howell vs. Texas	Jr.		111	Terrance Davis-Bryant vs. Iowa State	Sr.
	104	Marcellus Rivers vs. Texas	RFr.		109	Rashaun Woods vs. Colorado	So.
1999	107	Ethan Howell vs. Tulsa	Sr.		109	Rashaun Woods vs. Texas Tech	So.
					129	Rashaun Woods vs. Oklahoma	So.
2001	139	Rashaun Woods vs. Southern Miss	So.	2002	126	Rashaun Woods vs. Louisiana Tech	Jr.
	111	Terrance Davis-Bryant vs. Iowa State	Sr.		175	Rashaun Woods vs. Northern Iowa	Jr.
	109	Rashaun Woods vs. Colorado	So.		143	Rashaun Woods vs. UCLA	Jr.
	109	Rashaun Woods vs. Texas Tech	So.		113	John Lewis vs. UCLA	Sr.
	129	Rashaun Woods vs. Oklahoma	So.		134	Rashaun Woods vs. Nebraska	Jr.
2002	126	Rashaun Woods vs. Louisiana Tech	Jr.		111	Rashaun Woods vs. Texas Tech	Jr.
	175	Rashaun Woods vs. Northern Iowa	Jr.		171	Rashaun Woods vs. Kansas	Jr.
	143	Rashaun Woods vs. UCLA	Jr.		134	Rashaun Woods vs. Baylor	Jr.
	113	John Lewis vs. UCLA	Sr.		226	Rashaun Woods vs. Oklahoma	Jr.
	134	Rashaun Woods vs. Nebraska	Jr.		164	Rashaun Woods vs. Southern Miss	Jr.
	111	Rashaun Woods vs. Texas Tech	Jr.	2003	152	Rashaun Woods vs. Wyoming	Sr.
	171	Rashaun Woods vs. Kansas	Jr.		232	Rashaun Woods vs. SMU	Sr.
	134	Rashaun Woods vs. Baylor	Jr.		118	Rashaun Woods vs. Kansas State	Sr.
	226	Rashaun Woods vs. Oklahoma	Jr.		147	Rashaun Woods vs. Texas Tech	Sr.
	164	Rashaun Woods vs. Southern Miss	Jr.		109	Rashaun Woods vs. Texas A&M	Sr.
2003	152	Rashaun Woods vs. Wyoming	Sr.		125	Rashaun Woods vs. Baylor	Sr.
	232	Rashaun Woods vs. SMU	Sr.		223	Rashaun Woods vs. Ole Miss	Sr.
	118	Rashaun Woods vs. Kansas State	Sr.				
	147	Rashaun Woods vs. Texas Tech	Sr.				
	109	Rashaun Woods vs. Texas A&M	Sr.				
	125	Rashaun Woods vs. Baylor	Sr.				
	223	Rashaun Woods vs. Ole Miss	Sr.				



100-YARD RECEIVING GAMES

2004	128	D'Juan Woods vs. Oklahoma	So.
2005	108	D'Juan Woods vs. Arkansas St.	Jr.
	125	D'Juan Woods vs. Missouri	Jr.
	186	D'Juan Woods at Baylor	Jr.
2006	166	Adarius Bowman at Houston	Jr.
	300	Adarius Bowman at Kansas	Jr.
2007	135	Adarius Bowman vs. Florida Atlantic	Sr.
	141	Adarius Bowman vs. Sam Houston St.	Sr.
	142	Adarius Bowman vs. Texas A&M	Sr.
	100	Adarius Bowman vs. Nebraska	Sr.
	108	Adarius Bowman vs. Texas	Sr.
	155	Dez Bryant vs. Kansas	Fr.
	117	Dez Bryant vs. Indiana	Fr.
2008	236	Dez Bryant vs. Houston	So.
	118	Dez Bryant vs. Troy	So.
	106	Dez Bryant vs. Texas A&M	So.
	212	Dez Bryant vs. Baylor	So.
	171	Dez Bryant vs. Iowa State	So.
	167	Dez Bryant vs. Oregon	So.
2009	161	Dez Bryant vs. Rice	Jr.
	119	Hubert Anyiam vs. Missouri	So.
2010	125	Justin Blackmon vs. Wash. St.	So.
	132	Justin Blackmon vs. Troy	So.
	114	Josh Cooper vs. Troy	Jr.
	174	Justin Blackmon vs. Tulsa	So.
	127	Justin Blackmon vs. Texas A&M	So.
	190	Justin Blackmon vs. Louisiana	So.
	207	Justin Blackmon vs. Texas Tech	So.
	157	Justin Blackmon vs. Nebraska	So.
	103	Josh Cooper vs. Nebraska	Jr.
	173	Justin Blackmon vs. Baylor	So.
	101	Bo Bowling vs. Baylor	Sr.
	145	Justin Blackmon vs. Texas	So.
	130	Justin Blackmon vs. Kansas	So.
	105	Justin Blackmon vs. Oklahoma	So.
	117	Justin Blackmon vs. Arizona	So.
2011	144	Justin Blackmon vs. Louisiana	Jr.
	112	Tracy Moore vs. Louisiana	Jr.
	128	Justin Blackmon vs. Arizona	Jr.
	123	Josh Cooper vs. Texas A&M	Sr.
	121	Justin Blackmon vs. Texas A&M	Jr.
	172	Justin Blackmon vs. Baylor	Jr.
	205	Justin Blackmon vs. Kansas State	Jr.
	146	Tracy Moore vs. Kansas State	Jr.
	106	Josh Cooper vs. Texas Tech	Sr.
	103	Justin Blackmon vs. Texas Tech	Jr.
	128	Josh Cooper vs. Iowa State	Sr.
	186	Justin Blackmon vs. Stanford	Jr.
2012	106	Tracy Moore at Arizona	Sr.
	105	Blake Jackson at Arizona	Jr.
	112	Blake Jackson vs. Louisiana	Jr.
	104	Josh Stewart vs. Louisiana	So.
	129	Charlie Moore vs. Iowa State	Jr.
	120	Josh Stewart vs. TCU	So.
	135	Charlie Moore at Kansas State	Jr.

	172	Josh Stewart vs. West Virginia	So.
	174	Isaiah Anderson vs. Texas Tech	Sr.
	150	Josh Stewart at Oklahoma	So.
	147	Josh Stewart at Baylor	So.
2013	127	Josh Stewart at West Virginia	Jr.
	141	Josh Stewart vs. TCU	Jr.
	126	Tracy Moore vs. Baylor	Sr.
	100	Tracy Moore vs. Missouri	Sr.
2014	131	Brandon Sheperd vs. Missouri State	Jr.
	130	Marcell Ateman vs. Texas Tech	So.
	114	James Washington at Baylor	Fr.
	156	Brandon Sheperd at Oklahoma	Jr.
2015	145	David Glidden vs. Central Arkansas	Sr.
	101	Marcell Ateman vs. Kansas State	Jr.
	100	James Washington vs. Kansas State	So.
	103	James Washington vs. Kansas	So.
	200	James Washington at Texas Tech	So.
	184	James Washington vs. TCU	So.
	132	Marcell Ateman at Iowa State	Jr.
	169	James Washington vs. Oklahoma	So.
2016	103	Jalen McCleskey vs. Central Michigan	So.
	296	James Washington vs. Pittsburgh	Jr.
	129	Jhajuan Seales vs. Pittsburgh	Sr.
	109	Jalen McCleskey vs. Texas	So.
	152	James Washington vs. Iowa State	Jr.
	129	Jalen McCleskey at Kansas	So.
	117	James Washington vs. West Virginia	Jr.
	117	James Washington at Kansas State	Jr.
	158	James Washington vs. Texas Tech	Jr.
	100	Chris Lacy vs. Texas Tech	Jr.
	109	Chris Lacy at TCU	Jr.
	171	James Washington vs. Colorado	Jr.

100-YARD RECEIVING GAMES IN A SEASON

1.	12	Justin Blackmon, 2010
2.	9	Hart Lee Dykes, 1988
	9	Rashaun Woods, 2002
3.	7	Justin Blackmon, 2011
	7	Rashaun Woods, 2003
5.	6	James Washington, 2016
	6	Dez Bryant, 2008
6.	5	James Washington, 2015
	5	Hart Lee Dykes, 1987
	5	Adarius Bowman, 2007
	5	Josh Stewart, 2012

100-YARD RECEIVING GAMES IN A CAREER

1.	20	Rashaun Woods, 2000-2003
2.	19	Justin Blackmon, 2009-11
3.	18	Hart Lee Dykes, 1985-1988
4.	12	James Washington, 2014-16
5.	9	Dez Bryant, 2007-2009
6.	7	Josh Stewart, 2011-13
	7	Adarius Bowman, 2006-2007
8.	6	Hermann Eben, 1968-1970
9.	5	Tracy Moore, 2010-13
	5	Josh Cooper, 2008-11
	5	Curtis Mayfield, 1987-90

CONSECUTIVE 100-YARD RECEIVING GAMES

1.	14	Justin Blackmon (2010-11)
2.	5	Rashaun Woods (2002)
	5	Hart Lee Dykes (1988)
4.	4	Rashaun Woods (2001-02)
5.	3	James Washington (2016)
	3	James Washington (2015)
	3	Justin Blackmon (2011)
	3	Curtis Mayfield (1990)
	3	Cecil Hankins (1944)
10.	2	Chris Lacy (2016)
	2	Blake Jackson (2012)
	2	Josh Stewart (2012)
	2	Josh Cooper (2011)
	2	Adarius Bowman (2007)
	2	Rashaun Woods (2003)
	2	Hart Lee Dykes (1988)
	2	Hart Lee Dykes (1988)
	2	Hart Lee Dykes (1987)
	2	Hart Lee Dykes (1986)
	2	Hart Lee Dykes (1985-86)
	2	Bobby Riley (1985)
	2	Terry Brown (1968)

FRESHMAN 100-YARD RECEIVING GAMES

1.	155	Dez Bryant vs. Kansas, 2007	Fr.
2.	117	Dez Bryant vs. Indiana, 2007	Fr.
3.	114	James Washington at Baylor, 2014	Fr.
4.	104	Marcellus Rivers vs. Texas, 1998	RFr.
	104	Hart Lee Dykes vs. Florida St., 1985	Fr.

100-YARD RECEIVING DUOS, SAME GAME

1.	Ethan Howell (106) and Marcellus Rivers (104) vs. Texas, 1998
2.	Rashaun Woods (143) and Jon Lewis (113) vs. UCLA, 2002
3.	Justin Blackmon (132) and Josh Cooper (114) vs. Troy, 2010
4.	Justin Blackmon (157) and Josh Cooper (103) vs. Nebraska, 2010
5.	Justin Blackmon (173) and Bo Bowling (101) vs. Baylor, 2010
6.	Justin Blackmon (144) and Tracy Moore (112) vs. Louisiana, 2011
7.	Josh Cooper (123) and Justin Blackmon (121) vs. Texas A&M, 2011
8.	Justin Blackmon (205) and Tracy Moore (146) vs. Kansas State, 2011
9.	Josh Cooper (106) and Justin Blackmon (103) vs. Texas Tech, 2011
10.	Tracy Moore (106) and Blake Jackson (105) at Arizona, 2010
11.	Blake Jackson (112) and Josh Stewart (104) vs. Iowa State, 2012
12.	Marcell Ateman (101) and James Washington (100) vs. Kansas State, 2015
13.	James Washington (296) and Jhajuan Seales (129) vs. Pittsburgh, 2016
14.	James Washington (158) and Chris Lacy (100) vs. Texas Tech, 2016



300-YARD PASSING GAMES

300-YARD PASSING GAMES

1970	329	Tony Pounds vs. Nebraska	Jr.
1985	363	Ronnie Williams vs. Nebraska	So.
1987	325	Mike Gundy vs. Wyoming	So.
1989	429	Mike Gundy vs. Kansas	Sr.
	315	Mike Gundy vs. Iowa State	Sr.
2000	328	Aso Pogi vs. Iowa State	Fr.
	313	Aso Pogi vs. Colorado	Fr.
2002	354	Josh Fields vs. Kansas	So.
	357	Josh Fields vs. Oklahoma	So.
	310	Josh Fields vs. Southern Miss	So.
2003	320	Josh Fields vs. Texas Tech	Jr.
	307	Josh Fields vs. Ole Miss	Jr.
2005	351	Al Peña vs. Baylor	Jr.
2006	411	Bobby Reid vs. Kansas	So.
2007	430	Zac Robinson vs. Texas	So.
	302	Zac Robinson vs. Indiana	So.
2008	320	Zac Robinson vs. Houston	Jr.
	395	Zac Robinson vs. Iowa State	Jr.
	329	Zac Robinson vs. Oregon	Jr.
2010	348	Brandon Weeden vs. Troy	Jr.
	409	Brandon Weeden vs. Tulsa	Jr.
	351	Brandon Weeden vs. Louisiana	Jr.
	356	Brandon Weeden vs. Texas Tech	Jr.
	435	Brandon Weeden vs. Baylor	Jr.

409	Brandon Weeden vs. Texas	Jr.	
389	Brandon Weeden vs. Kansas	Jr.	
2011	388	Brandon Weeden vs. Louisiana	Sr.
	397	Brandon Weeden vs. Arizona	Sr.
	369	Brandon Weeden vs. Tulsa	Sr.
	438	Brandon Weeden vs. Texas A&M	Sr.
	338	Brandon Weeden vs. Missouri	Sr.
	502	Brandon Weeden vs. Kansas St.	Sr.
	423	Brandon Weeden vs. Texas Tech	Sr.
	476	Brandon Weeden vs. Iowa State	Sr.
	399	Brandon Weeden vs. Stanford	Sr.
2012	436	Wes Lunt at Arizona	Fr.
	347	J.W. Walsh vs. Louisiana	RFr.
	301	J.W. Walsh vs. Texas	RFr.
	415	J.W. Walsh vs. Iowa State	RFr.
	324	Wes Lunt vs. TCU	Fr.
	333	Clint Chelf at Baylor	Jr.
2013	326	J.W. Walsh at UTSA	So.
	322	J.W. Walsh at West Virginia	So.
	370	Clint Chelf vs. Baylor	Sr.
	377	Clint Chelf vs. Missouri	Sr.
2014	315	Daxx Garman vs. UTSA	Jr.
	370	Daxx Garman vs. Texas Tech	Jr.
2015	401	Mason Rudolph vs. Central Arkansas	So.
	437	Mason Rudolph vs. Kansas State	So.
	305	Mason Rudolph vs. Kansas	So.
	352	Mason Rudolph vs. TCU	So.
	327	Mason Rudolph at Iowa State	So.
	430	Mason Rudolph vs. Baylor	So.
	325	J.W. Walsh vs. Oklahoma	Sr.
2016	540	Mason Rudolph vs. Pittsburgh	Jr.
	392	Mason Rudolph vs. Texas	Jr.
	351	Mason Rudolph vs. Iowa State	Jr.
	457	Mason Rudolph vs. Kansas State	Jr.
	395	Mason Rudolph vs. Texas Tech	Jr.
	314	Mason Rudolph vs. Colorado	Jr.

2016	540	Mason Rudolph vs. Pittsburgh	Jr.
	457	Mason Rudolph vs. Kansas State	Jr.

500-YARD PASSING GAMES

2011	502	Brandon Weeden vs. Kansas State	Sr.
2016	540	Mason Rudolph vs. Pittsburgh	Jr.

300-YARD PASSING GAMES IN A SEASON

1. 9 Brandon Weeden (2011)
2. 7 Brandon Weeden (2010)
3. 6 Mason Rudolph (2015)
- 6 Mason Rudolph (2016)
5. 3 J.W. Walsh (2012)
- 3 Zac Robinson (2008)
- 3 Josh Fields (2002)
8. 2 Daxx Garman (2014)
- 2 Clint Chelf (2013)
- 2 J.W. Walsh (2013)
- 2 Wes Lunt (2012)
- 2 Zac Robinson (2007)
- 2 Josh Fields (2003)
- 2 Aso Pogi (2000)
- 2 Mike Gundy (1989)

300-YARD PASSING GAMES, CAREER

1. 16 Brandon Weeden (2008-11)
2. 12 Mason Rudolph (2015-present)
3. 5 J.W. Walsh (2012-15)
- 5 Josh Fields (2002-2003)
- 5 Zac Robinson (2006-2009)
6. 3 Clint Chelf (2010-13)
- 3 Mike Gundy (1985-1989)
8. 2 Daxx Garman (2013-14)
- 2 Wes Lunt (2012)
- 2 Aso Pogi (2000-02)

CONSECUTIVE 300-YARD PASSING GAMES


1. 4 Brandon Weeden (2011)
2. 3 Mason Rudolph (2015)
- 3 Brandon Weeden (2011)
- 3 Brandon Weeden (2010)
5. 2 Mason Rudolph (2016)
- 2 Daxx Garman (2014)
- 2 J.W. Walsh (2012)
- 2 Brandon Weeden (2010)
- 2 Brandon Weeden (2010)
- 2 Josh Fields (2002)
- 2 Aso Pogi (2000)

FRESHMAN 300-YARD PASSING GAMES

1. 328 Aso Pogi vs. Iowa State (2000) Fr.
2. 313 Aso Pogi vs. Colorado (2000) Fr.
3. 436 Wes Lunt at Arizona (2012) Fr.
4. 347 J.W. Walsh vs. Louisiana (2012) RFr.
5. 301 J.W. Walsh vs. Texas (2012) RFr.
6. 415 J.W. Walsh vs. Iowa State (2012) RFr.
7. 324 Wes Lunt vs. TCU (2012) Fr.

400-YARD PASSING GAMES

1989	429	Mike Gundy vs. Kansas	Sr.
2006	411	Bobby Reid vs. Kansas	So.
2007	430	Zac Robinson vs. Texas	So.
2010	409	Brandon Weeden vs. Tulsa	Jr.
	435	Brandon Weeden vs. Baylor	Jr.
	409	Brandon Weeden vs. Texas	Jr.
2011	438	Brandon Weeden vs. Texas A&M	Sr.
	502	Brandon Weeden vs. Kansas State	Sr.
	423	Brandon Weeden vs. Texas Tech	Sr.
	476	Brandon Weeden vs. Iowa State	Sr.
2012	436	Wes Lunt at Arizona	Fr.
2015	401	Mason Rudolph vs. Central Arkansas	So.
	437	Mason Rudolph vs. Kansas State	So.
	430	Mason Rudolph vs. Baylor	So.



Mason Rudolph's ability to connect on deep passes has made him one of the best quarterbacks in OSU history.



OKLAHOMA STATE IN THE NCAA STATS - TEAM

SCORING OFFENSE

Table with columns: Year, Rank, Points, Average. Rows for years 1987-2016.

TOTAL OFFENSE

Table with columns: Year, Rank, Yards, Average. Rows for years 1944-2016.

RUSHING OFFENSE

Table with columns: Year, Rank, Yards, Average. Rows for years 1945-2008.

PASSING OFFENSE

Table with columns: Year, Rank, Yards, Average. Rows for years 1944-2016.

PASSING EFFICIENCY

Table with columns: Year, Rank, Rating. Rows for years 2004-2016.

PASSING YARDS PER ATTEMPT

Table with columns: Year, Rank, Yds/Att. Rows for years 2004-2016.

PASSING YARDS PER COMPLETION

Table with columns: Year, Rank, Yds/Comp. Rows for years 2002-2016.

FEWEST SACKS ALLOWED

Table with columns: Year, Rank, Allowed. Rows for years 2006-2013.

3RD-DOWN CONVERSION PCT.

Table with columns: Year, Rank, Pct. Rows for years 2007-2011.

FEWEST TURNOVERS LOST

Table with columns: Year, Rank, TOs. Rows for years 2004-2016.

FEWEST FUMBLES LOST

Table with columns: Year, Rank, Fum. Lost. Rows for years 2002-2015.

INTERCEPTION AVOIDANCE (INT/ATT)

Table with columns: Year, Rank, INT. Rows for years 2016.

RED ZONE SCORING PCT. OFFENSE

Table with columns: Year, Rank, Pct. Rows for years 2008-2015.

TIME OF POSSESSION

Table with columns: Year, Rank, Average. Rows for years 2009.

SCORING DEFENSE

Table with columns: Year, Rank, Points, Average. Rows for years 1983-2013.

TOTAL DEFENSE

Table with columns: Year, Rank, Yards, Average. Rows for years 1974-1999.

RUSHING DEFENSE

Table with columns: Year, Rank, Yards, Average. Rows for years 1960-2009.

PASS EFFICIENCY DEFENSE

Table with columns: Year, Rank, Rating. Rows for years 2011-2013.

RED ZONE SCORING PCT. DEFENSE

Table with columns: Year, Rank, Pct. Rows for years 2009-2016.

SACKS BY OSU

Table with columns: Year, Rank, Sacks. Rows for years 2006-2015.

TACKLES FOR LOSS BY OSU

Table with columns: Year, Rank, TFL/Game. Rows for years 2006-2015.

3RD-DOWN CONVERSION PCT. DEFENSE

Table with columns: Year, Rank, Pct. Rows for years 2009-2013.

MOST TURNOVERS GAINED

Table with columns: Year, Rank, TOs. Rows for years 1997-2015.

PASSES INTERCEPTED/GAME

Table with columns: Year, Rank, INT, Avg. Rows for years 2009-2015.

FUMBLES RECOVERED

Table with columns: Year, Rank, FR. Rows for years 2004-2015.

BLOCKED KICKS

Table with columns: Year, Rank, Blocked. Rows for years 2013-2016.

KICKOFF RETURNS

Table with columns: Year, Rank, Returns, Average. Rows for years 1986-2012.

KICKOFF RETURN DEFENSE

Table with columns: Year, Rank, Avg. Rows for years 2004-2016.

PUNT RETURNS

Table with columns: Year, Rank, Returns, Average. Rows for years 1955-2013.

PUNT RETURN DEFENSE

Table with columns: Year, Rank, Avg. Rows for years 2014-2016.

NET PUNTING

Table with columns: Year, Rank, Net. Rows for years 2001-2016.

PUNTING

Table with columns: Year, Rank, Punts, Average. Rows for years 1945-2012.

TURNOVER MARGIN

Table with columns: Year, Rank, Margin, Average. Rows for years 1997-2016.

FEWEST PENALTIES/GAME

Table with columns: Year, Rank, Avg. Rows for years 2004.

FEWEST YARDS PENALIZED/GAME

Table with columns: Year, Rank, Avg. Rows for years 2004.



OKLAHOMA STATE IN THE NCAA STATS - INDIVIDUAL

SCORING

Year	Rank	Player	Points
1944	9th	Bob Fenimore	77
1945	13th	Bob Fenimore	72
1957	14th	Jim Wiggins	62
1959	11th	Tony Banfield	66
1976	4th	Terry Miller	114
1985	8th	Thurman Thomas	96
1987	3rd	Thurman Thomas	110
1988	1st	Barry Sanders	234
1988	10th	Cary Blanchard	100
2008	2nd	Dez Bryant	128
2010	2nd	Dan Bailey	149
2010	3rd	Justin Blackmon	132
2011	4th	Joseph Randle	156
2011	5th	Quinn Sharp	145
2012	2nd	Quinn Sharp	156

POINTS RESPONSIBLE FOR

Year	Rank	Player	PPG
2006	18th	Bobby Reid	13.4
2010	16th	Brandon Weeden	15.7
2011	8th	Brandon Weeden	17.85
2012	2nd	Quinn Sharp	12.00

RUSHING ATTEMPTS

Year	Rank	Player	Att.
1960	13th	Jim Dillard	153
1964	15th	Walt Garrison	176
1965	7th	Walt Garrison	217
1976	3rd	Terry Miller	314
1977	1st	Terry Miller	314
1982	1st	Ernest Anderson	353
1983	11th	Shawn Jones	225
1985	3rd	Thurman Thomas	327
1987	3rd	Thurman Thomas	283
1988	1st	Barry Sanders	373
1990	5th	Gerald Hudson	279
1996	8th	David Thompson	293
2004	12th	Vernand Morency	258
2008	14th	Kendall Hunter	241
2010	10th	Kendall Hunter	271
2012	16th	Joseph Randle	274

RUSHING YARDS

Year	Rank	Player	Yds.
1944	3rd	Bob Fenimore	899
1945	1st	Bob Fenimore	1,119
1953	12th	Earl Lunsford	748
1954	14th	Earl Lunsford	761
1965	12th	Walt Garrison	924
1976	5th	Terry Miller	1,541
1977	3rd	Terry Miller	1,744
1979	12th	Worley Taylor	944
1982	1st	Ernest Anderson	1,877
1985	4th	Thurman Thomas	1,553
1987	3rd	Thurman Thomas	1,613
1988	1st	Barry Sanders	2,628
1990	1st	Gerald Hudson	1,642

1995	14th	David Thompson	1,509
1996	8th	David Thompson	1,524
2004	8th	Vernand Morency	1,474
2007	17th	Dantrell Savage	1,272
2008	7th	Kendall Hunter	1,555
2010	9th	Kendall Hunter	1,548
2012	19th	Joseph Randle	1,417

RUSHING TD

Year	Rank	Player	TD
1976	1st	Terry Miller	23
1977	6th	Terry Miller	14
1985	5th	Thurman Thomas	15
1987	1st	Thurman Thomas	21
1988	1st	Barry Sanders	42
2003	12th	Tatum Bell	16
2004	14th	Vernand Morency	12
2008	13th	Kendall Hunter	16
2010	13th	Kendall Hunter	16
2011	4th	Joseph Randle	24

PASS ATTEMPTS

Year	Rank	Player	Att.
1959	14th	Dick Soergel	155
1962	16th	Mike Miller	180
1969	17th	Bob Cutburth	275
2010	6th	Brandon Weeden	511
2011	3rd	Brandon Weeden	565
2016	11th	Mason Rudolph	448

PASS COMPLETIONS

Year	Rank	Player	Cmp.
1959	10th	Dick Soergel	93
2010	5th	Brandon Weeden	342
2011	2nd	Brandon Weeden	409
2016	11th	Mason Rudolph	284

PASSING YARDS

Year	Rank	Player	Yds.
1944	8th	Bob Fenimore	997
1951	5th	Don Babers	1,352
1959	10th	Dick Soergel	1,102
1988	2nd	Mike Gundy	2,163
2002	15th	Josh Fields	3,145
2010	3rd	Brandon Weeden	4,277
2011	2nd	Brandon Weeden	4,727
2015	17th	Mason Rudolph	3,770
2016	8th	Mason Rudolph	4,091

PASSING YARDS PER GAME

<i>(Since 2000)</i>			
Year	Rank	Player	Avg.
2010	3rd	Brandon Weeden	329.0
2011	2nd	Brandon Weeden	363.6
2015	19th	Mason Rudolph	290.0
2016	7th	Mason Rudolph	314.7

PASSING YARDS PER ATTEMPT

<i>Since 2000 (Minimum 200 attempts)</i>			
Year	Rank	Player	Avg.
2002	19th	Josh Fields	7.7
2006	9th	Bobby Reid	8.5
2007	8th	Zac Robinson	8.5
2008	3rd	Zac Robinson	9.8
2010	20th	Brandon Weeden	8.4
2011	15th	Brandon Weeden	8.4
2015	10th	Mason Rudolph	8.9
2016	10th	Mason Rudolph	9.1

PASSING YARDS PER COMPLETION

<i>Since 2000 (Minimum 200 attempts)</i>			
Year	Rank	Player	Avg.
2002	18th	Josh Fields	13.92
2006	2nd	Bobby Reid	15.31
2007	5th	Zac Robinson	14.05
2008	2nd	Zac Robinson	15.02
2015	7th	Mason Rudolph	14.28
2016	10th	Mason Rudolph	14.40

PASSING TD

Year	Rank	Player	TD
1959	16th	Dick Soergel	8
1969	10th	Bob Cutburth	16
1988	10th	Mike Gundy	19
2002	3rd	Josh Fields	31
2006	18th	Bobby Reid	24
2008	17th	Zac Robinson	25
2010	6th	Brandon Weeden	34
2011	4th	Brandon Weeden	37
2016	20th	Mason Rudolph	28

PASSING EFFICIENCY

Year	Rank	Player	Rating
1988	3rd	Mike Gundy	158.2
2002	15th	Josh Fields	140.31
2004	18th	Donovan Woods	142.6
2006	16th	Bobby Reid	148.1
2007	12th	Zac Robinson	149.0
2008	5th	Zac Robinson	166.8
2010	16th	Brandon Weeden	154.1
2011	9th	Brandon Weeden	159.7
2012	4th	J.W. Walsh	170.1
2016	10th	Mason Rudolph	158.9

RECEPTIONS

Year	Rank	Player	Rec.
1968	17th	Terry Brown	54
1986	14th	Hart Lee Dykes	60
1987	16th	Hart Lee Dykes	61
1988	3rd	Hart Lee Dykes	84
2001	12th	Rashaun Woods	80
2002	4th	Rashaun Woods	107
2008	16th	Dez Bryant	87
2010	3rd	Justin Blackmon	111
2011	3rd	Justin Blackmon	122
2012	9th	Josh Stewart	101

RECEIVING YARDS

Year	Rank	Player	Yds
1943	1st	Neill Armstrong	317
1946	1st	Neill Armstrong	479
1949	2nd	Alex Lloyd	669
1951	9th	George Wooden	502
1970	13th	Hermann Eben	937
1986	16th	Hart Lee Dykes	814
1987	6th	Hart Lee Dykes	1,050
1988	2nd	Hart Lee Dykes	1,441
2001	20th	Rashaun Woods	1,023
2002	2nd	Rashaun Woods	1,695
2003	6th	Rashaun Woods	1,367
2006	10th	Adarius Bowman	1,181
2008	2nd	Dez Bryant	1,480
2010	2nd	Justin Blackmon	1,782
2011	4th	Justin Blackmon	1,522
2012	15th	Josh Stewart	1,210
2016	10th	James Washington	1,380

RECEIVING YARDS PER GAME

<i>Since 2000</i>			
Year	Rank	Player	Avg.
2001	19th	Rashaun Woods	93.0
2002	3rd	Rashaun Woods	130.4
2003	7th	Rashaun Woods	105.2
2006	11th	Adarius Bowman	90.9
2007	18th	Adarius Bowman	91.5
2008	3rd	Dez Bryant	113.9
2010	1st	Justin Blackmon	148.5
2011	5th	Justin Blackmon	117.1
2012	19th	Josh Stewart	93.1
2016	11th	James Washington	106.2

RECEIVING TD

Year	Rank	Player	TD
1969	19th	Hermann Eben	7
1970	15th	Hermann Eben	7
1987	11th	Hart Lee Dykes	8
1988	2nd	Hart Lee Dykes	15
2001	12th	Rashaun Woods	10
2002	1st	Rashaun Woods	17
2003	3rd	Rashaun Woods	15
2006	7th	Adarius Bowman	12
2008	2nd	Dez Bryant	19
2010	1st	Justin Blackmon	20
2011	2nd	Justin Blackmon	18
2015	17th	James Washington	10

YARDS PER RECEPTION

<i>Since 2000 (Minimum 30 receptions)</i>			
Year	Rank	Player	Avg.
2003	18th	Rashaun Woods	17.75
2004	5th	D'Juan Woods	20.91
2006	5th	Adarius Bowman	19.68
2013	8th	James Washington	19.44
2014	14th	Brandon Sheperd	18.90
2015	7th	James Washington	20.51
2016	8th	James Washington	19.44



OKLAHOMA STATE IN THE NCAA STATS - INDIVIDUAL

TOTAL OFFENSE

Year	Rank	Player	Yds.
1944	1st	Bob Fenimore	1,758
1945	1st	Bob Fenimore	1,641
2007	19th	Zac Robinson	3,671
2008	16th	Zac Robinson	3,626
2010	7th	Brandon Weeden	4,209
2011	3rd	Brandon Weeden	4,625
2016	12th	Mason Rudolph	319.4

ALL-PURPOSE YARDS PER GAME

Year	Rank	Player	Avg.
1990	15th	Gerald Hudson	151.55
1996	13th	David Thompson	159.00
2010	13th	Justin Blackmon	155.50
2014	11th	Tyreek Hill	150.92

TACKLES PER GAME

Year	Rank	Player	Avg.
2010	18th	Orie Lemon	10.23

SACKS

Year	Rank	Player	Avg.
2006	18th	Victor DeGrate	0.79
2014	15th	Emmanuel Ogbah	0.85
2015	4th	Emmanuel Ogbah	1.00

INTERCEPTIONS

Year	Rank	Player	Ints.
1959	5th	Tony Banfield	6
1961	5th	Jim Maisel	6
1964	13th	Jack Jacobson	6
1969	7th	John Gates	8
1972	9th	Alvin Brown	8
1983	7th	Adam Hinds	8
1984	11th	Rod Brown	6
1985	5th	Mark Moore	7
1991	12th	Scott Harmon	6
1997	10th	Kevin Williams	6
2003	13th	Darrent Williams	6
2011	13th	Brodrick Brown	5
2011	13th	Justin Gilbert	5
2013	2nd	Justin Gilbert	7

FUMBLES RECOVERED

Year	Rank	Player	FR
2016	8th	Devante Averette	3

PASSES DEFENDED PER GAME

Year	Rank	Player	Avg.
2003	3rd	Darrent Williams	2.1
2008	16th	Jacob Lacey	1.2
2009	1st	Perrish Cox	1.7
2011	3rd	Brodrick Brown	1.5

KICKOFF RETURN AVG

Year	Rank	Player	Avg.
1963	5th	Larry Elliott	21.8

1964	2nd	Larry Elliott	25.4
1965	13th	Larry Elliott	21.7
1970	10th	Dick Graham	26.4
1982	4th	Harry Roberts	26.9
1987	1st	Barry Sanders	31.6
2001	1st	Chris Massey	34.8
2006	13th	Grant Jones	27.2
2008	3rd	Perrish Cox	29.8
2011	12th	Justin Gilbert	27.0

KICKOFF RETURN TD

Year	Rank	Player	TD
2013	8th	Justin Gilbert	1
2014	2nd	Tyreek Hill	2

FIELD GOALS

Year	Rank	Player	FGs
1964	13th	Charles Durkee	6
1981	1st	Larry Roach	19
1983	10th	Larry Roach	18
1997	14th	Tim Sydnes	15
2001	17th	Luke Phillips	15
2010	2nd	Dan Bailey	27
2011	4th	Quinn Sharp	22
2012	1st	Quinn Sharp	28
2014	9th	Ben Grogan	22

FIELD GOALS PER GAME

Year	Rank	Player	Avg.
2001	17th	Luke Phillips	1.36
2010	2nd	Dan Bailey	2.08
2011	7th	Quinn Sharp	1.69
2012	1st	Quinn Sharp	2.15
2014	9th	Ben Grogan	1.69

KICK SCORING

Year	Rank	Player	Points
1968	13th	Charles Durkee	37
1988	6th	Cary Blanchard	100
2003	16th	Luke Phillips	103
2008	7th	Dan Bailey	110
2010	1st	Dan Bailey	149
2011	1st	Quinn Sharp	145
2012	1st	Quinn Sharp	156
2016	15th	Ben Grogan	117

PUNTING

Year	Rank	Player	Avg.
1944	13th	Bob Fenimore	37.3
1945	7th	Bob Fenimore	39.0
1946	12th	Bill Long	41.3
1956	5th	Jim Woods	41.8
1957	20th	Jim Woods	39.4
1961	13th	John Hanna	39.4
1970	11th	Jim Benien	40.9
1971	2nd	Jim Benien	45.5
1974	12th	Cliff Parsley	41.4
1975	3rd	Cliff Parsley	44.8
1976	10th	Cliff Parsley	43.7

1993	8th	Scott Tyner	43.3
1994	9th	Greg Ivy	44.0
1995	3rd	Greg Ivy	44.7
1996	18th	Jason Davis	44.03
1997	13th	Jason Davis	43.9
2001	20th	Scott Elder	43.6
2004	19th	Cole Farden	42.9
2006	8th	Matt Fodge	44.9
2009	5th	Quinn Sharp	45.1
2010	2nd	Quinn Sharp	46.2
2011	3rd	Quinn Sharp	46.3

PUNT RETURN AVG

Year	Rank	Player	Avg.
1956	13th	Jim Wiggins	15.4
1958	17th	Jim Wiggins	12.6
1963	2nd	Larry Elliott	20.4
1967	7th	Benny Goodwin	12.1
1974	8th	Wes Hankins	13.4
1987	2nd	Barry Sanders	16.3
1997	2nd	R.W. McQuarters	16.3
1999	10th	Terance Richardson	14.8

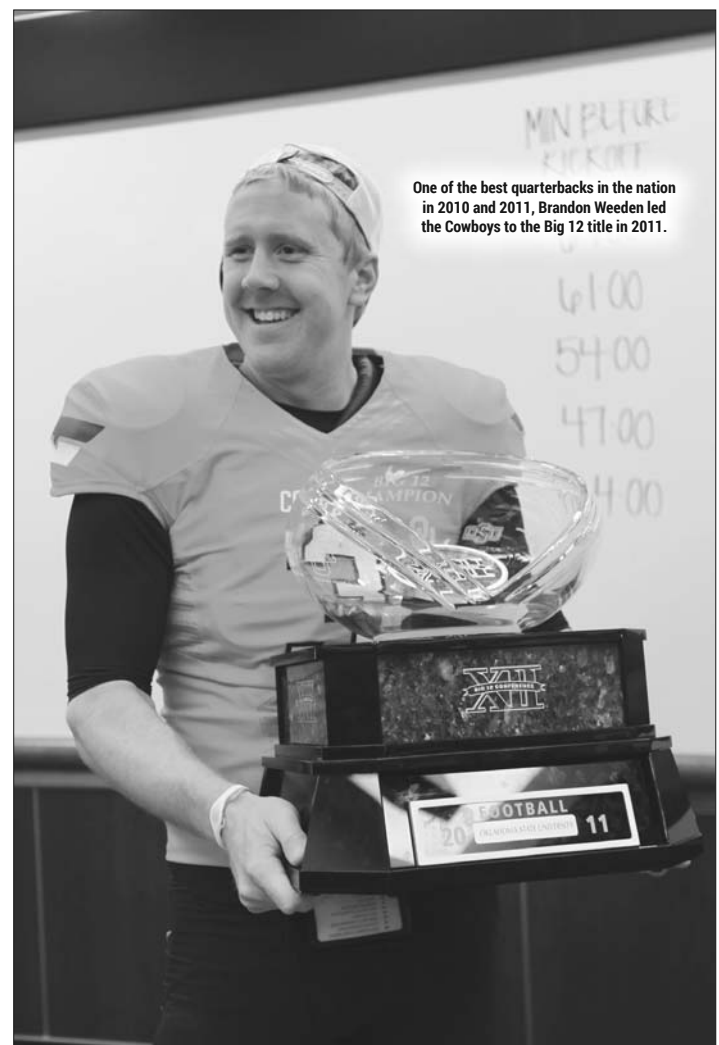
2001	12th	Terr. Davis-Byrant	13.5
2003	4th	Gabe Lindsay	15.1
2006	14th	Perrish Cox	12.8
2008	3rd	Dez Bryant	17.9
2013	4th	Josh Stewart	16.7

PUNT RETURN TD

Year	Rank	Player	TD
2013	2nd	Josh Stewart	2
2014	11th	Tyreek Hill	1
2015	13th	Miketavius Jones	1
2015	13th	Jalen McCleskey	1

BLOCKED KICKS

Year	Rank	Player	BK
2013	9th	James Castleman	2
2014	1st	James Castleman	3
2014	8th	Jordan Sterns	2
2016	1st	Vincent Taylor	4



One of the best quarterbacks in the nation in 2010 and 2011, Brandon Weeden led the Cowboys to the Big 12 title in 2011.



ANNUAL TEAM LEADERS

TACKLES

Year	Player, Class	Tackles
1964	Leon Ward, Jr.	135
1965	Charles Harper, Sr.	108
1966	Leon Ward, Sr.	99
1967	Harry Cheatwood, Sr.	127
1968	Larry Gosney, Sr.	157
1969	Gary Darnell, Sr.	121
1970	Barty Chappell, Sr.	171
1971	Mark Hatley, Sr.	121
1972	Cleveland Vann, Jr.	122
1973	Cleveland Vann, Sr.	117
1974	Brent Robinson, Jr.	120
1975	Phillip Dokes, Jr.	92
1976	John Weimer, Sr.	123
1977	John Corker, So.	132
1978	John Corker, Jr.	130
1979	Ricky Young, So.	146
1980	Mike Green, So.	138
1981	Mike Green, Jr.	129
1982	Mike Green, Sr.	183
1983	Matt Monger, Jr.	136
1984	Matt Monger, Sr.	175
1985	James Ham, Sr.	134
1986	Leonard Jackson, Sr.	114
1987	Sim Drain, So.	108
1988	Sim Drain, Jr.	89
1989	Rod Smith, Sr.	111
1990	Mike Woolridge, So.	85
1991	Mike Woolridge, Jr.	85
1992	Keith Burns, Jr.	126
1993	Keith Burns, Sr.	107
1994	Eric Hobbs, Sr.	103
1995	Alamu Bailey, Sr.	98
1996	Raymond Cato, So.	119
1997	Ricky Thompson, Jr.	84
1998	Trent Alexander, Sr.	79
1999	Adam Edwards, Sr.	57
	Jack Golden, Sr.	57
2000	Dwayne Levels, Jr.	95
2001	Dwayne Levels, Sr.	109
2002	Paul Duren, Fr.	84
2003	Paul Duren, So.	97
2004	Jamie Thompson, Jr.	85
2005	Jamar Ransom, Sr.	99
2006	Andre Sexton, RFr.	79
2007	Donovan Woods, Sr.	82
2008	Andre Sexton, Jr.	100
2009	Donald Booker, Sr.	99
2010	Orie Lemon, Sr.	133
2011	Daytawion Lowe, So.	97
2012	Alex Elkins, Sr.	75
2013	Caleb Lavey, Sr.	93
2014	Jordan Sterns, So.	103
2015	Jordan Sterns, Jr.	108
2016	Jordan Sterns, Sr.	101

* Tackles have only been kept as official statistics since 1964.

INTERCEPTIONS

Year	Player, Class	Int
1940	Jack Faubion, Jr.	4
1941	Not Available	--
1942	Lee Cook, Jr.	6
1943	Bob Fenimore, Fr.	5
1944	Bob Fenimore, So.	4
1945	Bob Fenimore, Jr.	7
1946	Bob Fenimore, Sr.	2
	Bob Meinert, So.	2
1947	Bob Meinert, Jr.	3
1948	Bill Grimes, Jr.	4
1949	Ed Roof, Jr.	7
1950	Wayne Johnson, Jr.	6
1951	Bill Bredde, So.	6
1952	Bill Bredde, Jr.	5
	Dorsey Gibson, Jr.	5
1953	Bill Bredde, Sr.	5

1954	Fred Duvall, So.	3
1955	John Jacob, So.	2
	Forrest Campbell, Jr.	2
1956	Not Available	--
1957	Three with	2
1958	Tony Banfield, Jr.	4
1959	Tony Banfield, Sr.	6
1960	Three with	2
1961	John Maisel, Sr.	6
1962	Tommy Jackson, Sr.	5
1963	Five with	1
1964	Jack Jacobson, Sr.	6
1965	Bill Young, So.	2
	Harry Cheatwood, So.	2
1966	Three with	3
1967	Bennie Goodwin, So.	6
1968	Bennie Goodwin, Jr.	4
	Ken Grant, So.	4
1969	John Gates, Jr.	8
1970	Lee Stover, So.	4
1971	Mark Hatley, Sr.	5
1972	Alvin Brown, Jr.	8
1973	Darryll Stewart, Sr.	4
1974	Bob Shephard, Sr.	5
1975	Four with	2
1976	Willie Lester, Jr.	4
1977	Peter Coppola, Sr.	3
1978	Greg Johnson, So.	5
1979	Four with	2
1980	Three with	4
1981	Rod Fisher, So.	3
	Pete DiClementi, Sr.	3
1982	Chris Rockins, Jr.	3
1983	Adam Hinds, Jr.	8
1984	Rod Brown, Sr.	6
1985	Mark Moore, Jr.	7
1986	Jerry Deckard, Jr.	4
1987	Rod Smith, So.	5
	Melvin Gilliam, Jr.	5
1988	Melvin Gilliam, Sr.	6
1989	Jay Fleischman, So.	4
1990	Mike Clark, Jr.	5
1991	Scott Harmon, So.	6
1992	Scott Harmon, Jr.	5
1994	Louis Adams, So.	2
	Johnny Jones, Jr.	2
1995	R.W. McQuarters, Fr.	3
1996	R.W. McQuarters, So.	2
	Trent Fisher, Sr.	2
1997	Kevin Williams, Sr.	7
1998	Five with	2
1999	J.B. Flowers, Sr.	3
	Alvin Porter, Jr.	3
2000	Elbert Craig, Fr.	3
2001	Marcus Jones, Sr.	3
2002	Darrent Williams, So.	3
2003	Darrent Williams, Jr.	6
2004	Three with	2
2005	Calvin Mickens, Fr.	2
	Donovan Woods, So.	2
2006	Martel Van Zant, Jr.	2
	Donovan Woods, Jr.	2
	Perrish Cox, Fr.	2
2007	Jacob Lacey, Jr.	5
2008	Patrick Lavine, Jr.	2
	Jacob Lacey, Sr.	2
	Perrish Cox, Jr.	2
2009	Patrick Lavine, Sr.	5
2010	Andrew McGee, Sr.	5
2011	Brodrick Brown, Jr.	5
	Justin Gilbert, So.	5
2012	Daytawion Lowe, Jr.	2
	Shamiel Gary, Jr.	2
	Lyndell Johnson, So.	2
2013	Justin Gilbert, Sr.	7
2014	Ramon Richards, Fr.	3
2015	Seven players with	2
2016	Jordan Sterns, Sr.	3
	Ramon Richards, Jr.	3

SCORING

Year	Player, Class	Pos	Pts
1940	Jim Reynolds, So.	RB	57
1941	Jack Faubion, Sr.	RB	48
1942	Ralph Tate, Jr.	RB	72
1943	Bob Fenimore, Fr.	RB	23
1944	Bob Fenimore, So.	RB	53
1945	Bob Fenimore, Jr.	RB	72
1946	Bob Fenimore, Sr.	RB	38
1947	Jim Spavital, Jr.	RB	36
1948	Jack Hartman, Jr.	QB	31
1949	Don Van Pool, Sr.	E	36
1950	two with		30
1951	Roy Seeman, Jr.	RB	48
1952	three with		24
1953	three with		36
1954	Earl Lunsford, Jr.	FB	54
1955	Earl Lunsford, Sr.	FB	30
1956	Duane Wood, So.	RB	44
1957	Jim Wiggins, Jr.	RB	62
1958	Duane Wood, Sr.	RB	42
1959	Tony Banfield, Sr.	RB	66
1960	Jim Dillard, Jr.	RB	30
1961	Bill McFarland, So.	RB	42
1962	two with		24
1963	Mike Miller, So.	QB	30
1964	Charles Durkee, Jr.	K	37
1965	Charles Durkee, Sr.	K	37
1966	two with		24
1967	Larry Gosney, Jr.	RB	36
1968	Ronnie Johnson, Sr.	QB	50
1969	Hermann Eben, Jr.	WR	42
1970	Dick Graham, Jr.	WR	48
1971	two with		30
1972	Eddie Garrett, Jr.	K	55
1973	Abby Daigle, Fr.	K	53
1974	Abby Daigle, So.	K	58
1975	Terry Miller, Sr.	RB	66
1976	Terry Miller, Jr.	RB	114
1977	Terry Miller, Sr.	RB	84
1978	two with		32
1979	Colin Ankerson, Jr.	K	55
1980	Colin Anderson, Sr.	K	39
1981	Larry Roach, Fr.	K	71
1982	Larry Roach, So.	K	65
1983	Larry Roach, Jr.	K	81
1984	Larry Roach, Sr.	K	78
1985	Thurman Thomas, So.	RB	102
1986	Hart Lee Dykes, So.	WR	42
1987	Thurman Thomas, Sr.	RB	128
1988	Barry Sanders, Jr.	RB	264
1989	Cary Blanchard, Jr.	K	82
1990	Cary Blanchard, Sr.	K	63
1991	two with		30
1992	Lawson Vaughn, Fr.	K	41
1993	Lawson Vaughn, So.	K	50
1994	Lawson Vaughn, Jr.	K	46
1995	Toné Jones, Jr.	QB	62
1996	David Thompson, Sr.	RB	78
1997	Tim Sydnes, So.	K	76
1998	Tim Sydnes, Jr.	K	77
1999	Tim Sydnes, Sr.	K	56
2000	Seth Condley, Sr.	K	55
2001	Luke Phillips, So.	K	72
2002	Rashaun Woods, Jr.	WR	102
2003	Luke Phillips, Sr.	K	103
2004	Jason Ricks, Fr.	K	80
2005	Julius Crosslin, So.	RB	74
2006	Jason Ricks, So.	K	77
2007	Dantrell Savage, Sr.	RB	66
2008	Dez Bryant, So.	WR	128
2009	Dan Bailey, Jr.	K	85
2010	Dan Bailey, Sr.	K	149
2011	Joseph Randle, So.	RB	156
2012	Quinn Sharp, Sr.	K	156
2013	Ben Grogan, Fr.	K	100
2014	Ben Grogan, So.	K	107
2015	Ben Grogan, Jr.	K	109
2016	Ben Grogan, Sr.	K	117



ALL-TIME SCORES



COACH: NONE
4 YEARS - 3-13-4 (.250)

1901 - 2-3-0
L 0-12 at Kingfisher
W 17-0 vs. Northwestern (Okla.) at Perry
L 5-6 CHILOCCO INDIAN COLLEGE
L 5-11 KINGFISHER
W 12-0 PAWNEE INDIAN SCHOOL

1902 - No Team

1903 - 0-2-2
L 0-5 at Oklahoma City
T 0-0 TONKAWA PREPARATORY
L 0-5 at Oklahoma City Military
T 6-6 OKLAHOMA CITY MILITARY

1904 - 0-5-0
L 0-23 at Chilocco Indian College
L 0-17 CHILOCCO INDIAN COLLEGE
L 0-6 at Tonkawa Preparatory
L 0-11 at Kingfisher
L 0-75 vs. Oklahoma at Guthrie

1905 - 1-3-2
T 0-0 CHILOCCO INDIAN COLLEGE
T 0-0 at Oklahoma City
W 5-0 CENTRAL OKLAHOMA
L 0-6 at Central Oklahoma
L 5-6 TULSA BUSINESSMEN
L 11-17 at Logan HS (Guthrie, Okla.)



COACH BOYD A. HILL
1 YEAR - 1-4-2 (.286)

1906 - 1-4-2
L 0-10 CENTRAL OKLAHOMA
L 0-23 OKLAHOMA
L 5-26 CHILOCCO INDIAN COLLEGE
L 2-23 at Central Oklahoma
T 6-6 OKLAHOMA CITY
W 11-4 at Tonkawa Preparatory
T 0-0 KINGFISHER



COACH ED PARRY
2 YEARS - 5-6-1 (.488)

1907 - 1-3-1
W 10-0 TONKAWA PREPARATORY
L 2-6 at Southwestern (Kan.)
T 6-6 CENTRAL OKLAHOMA
L 0-67 at Oklahoma
L 6-16 at Oklahoma City

1908 - 4-3-0
L 5-8 at Central Oklahoma
W 18-0 OKLAHOMA CITY
L 0-18 OKLAHOMA
W 6-0 at Southwestern (Kan.)
L 10-40 at Kansas State
W 17-0 CENTRAL OKLAHOMA
W 30-0 CHILOCCO INDIAN COLLEGE



COACH PAUL DAVIS
6 YEARS - 29-16-1 (.641)

1909 - 5-3-0
L 0-5 OKLAHOMA CITY HS
W 6-0 PHILLIPS
L 0-9 at Kansas State
W 6-0 at Southeastern (Okla.)
W 5-0 KINGFISHER
W 5-0 at Northwestern (Okla.)
L 0-2 SOUTHWESTERN (Okla.)
W 27-0 at Central Oklahoma

1910 - 3-4-0
W 35-0 KINGFISHER
L 0-12 at Oklahoma
L 0-5 at Southwestern (Kan.)
L 0-12 at Phillips

W 42-0 SOUTHWESTERN (Okla.)
L 0-15 at Oklahoma City
W 52-0 CENTRAL OKLAHOMA

1911 - 5-2-0
W 35-5 BLACKWELL COLLEGE
W 46-5 at Central Oklahoma
L 0-22 OKLAHOMA
W 84-0 at Kingfisher
W 30-0 OKC MILITARY
W 61-16 SOUTHWESTERN (Kan.)
L 0-11 KANSAS STATE

1912 - 6-2-0
W 81-0 CENTRAL OKLAHOMA
W 79-0 BLACKWELL COLLEGE
W 13-7 at Arkansas
W 37-13 BAKER (Kan.)
W 90-0 OKLAHOMA METHODIST
L 0-16 at Oklahoma
L 7-13 at Missouri-Rolla
W 28-7 EMPORIA STATE

1913 - 4-3-0
W 112-3 PHILLIPS
L 0-3 at Arkansas
W 3-0 WASHBURN
W 3-0 TEXAS A&M
W 47-0 TONKAWA PREPARATORY
L 0-7 OKLAHOMA
L 0-14 vs. Missouri-Rolla at Muskogee

1914 - 6-2-1
O9 W 134-0 PHILLIPS
O16 W 13-6 TULSA
O23 W 47-0 at Tonkawa Preparatory
O26 W 60-0 BAYLOR
O30 W 46-0 ARKANSAS
N6 L 6-28 at Oklahoma
N14 T 13-13 at Rice
N17 L 0-24 at Texas A&M
N26 W 7-0 vs. Colorado State at OKC



COACH JOHN GRIFFITH
2 YEARS - 8-9-1 (.492)

1915 - 4-5-1 (0-3-0 Southwest)
O2 L 6-13 at Missouri
O9 W 6-0 FRIENDS COLLEGE
O15 T 0-0 TULSA
O23 L 9-14 at Arkansas (Ft. Smith)*
O30 W 30-7 BAKER (Kan.)
N6 W 77-0 at Northwestern (Okla.)
N13 L 6-12 at Baylor*
N16 W 13-0 at TCU
N20 L 7-21 HASKELL INSTITUTE
N25 L 7-26 vs. Oklahoma at OKC*

1916 - 4-4-0 (0-3-0 Southwest)
O7 W 90-0 NORTHWESTERN (Okla.)
O13 L 6-14 vs. Texas at San Antonio*
O21 W 117-0 SOUTHWESTERN (Okla.)
O28 W 16-7 CENTRAL MISSOURI STATE
N4 L 13-17 at Tulsa
N11 W 34-6 at Central Oklahoma
N18 L 7-10 BAYLOR*
N30 L 7-41 vs. Oklahoma at OKC*



COACH EARL PRITCHARD
2 YEARS - 8-7-0 (.533)

1917 - 4-5-0 (1-2-0 Southwest)
O6 L 0-23 at Kansas State
O13 L 0-6 at Phillips
O20 L 0-17 at Baylor*
O27 W 27-0 CENTRAL MISSOURI STATE
N3 W 13-0 CENTRAL OKLAHOMA
N10 L 3-7 at Texas*
N17 W 41-2 TULSA
N24 L 0-39 FT. MACARTHUR (Texas)
N29 W 9-0 vs. Oklahoma at OKC*

1918 - 4-2-0 (0-2-0 Southwest)
O12 W 19-6 HASKELL INSTITUTE
N1 W 26-6 at Central Oklahoma

N9 L 5-27 at Texas*
N16 W 26-7 WICHITA STATE
N23 W 33-0 at Tulsa
N28 L 0-27 vs. Oklahoma at OKC*



COACH JAMES PIXLEE
2 YEARS - 3-10-3 (.281)

1919 - 3-3-2 (0-2-0 Southwest)
O4 W 37-0 SOUTHWESTERN (Okla.)
O11 L 3-12 HASKELL INSTITUTE
O18 W 14-7 at TCU
O31 L 0-28 at Texas A&M*
N8 T 7-7 PHILLIPS
N15 W 52-0 CENTRAL OKLAHOMA
N22 T 7-7 TULSA
N27 L 6-33 vs. Oklahoma at OKC*

1920 - 0-7-1 (0-3-0 Southwest)
O2 T 7-7 SOUTHWESTERN (Kan.)
O9 L 14-20 TULSA
O16 L 0-21 at Texas*
O22 L 0-7 BAYLOR*
O30 L 0-35 TEXAS A&M*
N13 L 0-36 OKLAHOMA
N20 L 7-33 HASKELL INSTITUTE
N25 L 7-40 vs. Colorado at OKC



COACH JOHN MAULBETSCH
8 YEARS - 28-37-6 (.437)

1921 - 5-4-1 (1-1-0 Southwest)
S24 W 53-0 SOUTHWESTERN (Okla.)
O1 L 0-36 at Missouri
O8 W 28-21 TCU
O15 L 0-6 at Oklahoma
O22 W 7-0 ARKANSAS*
O29 L 7-23 at Texas A&M*
N5 L 13-26 at Creighton
N12 T 7-7 EMPORIA STATE
N19 W 7-6 at Phillips
N26 W 13-0 WASHBURN (HC)

1922 - 4-4-1 (2-3-0 Southwest)
S30 W 49-0 NORTHWESTERN (Okla.)
O7 W 17-0 CENTRAL OKLAHOMA
O14 L 7-19 at Texas*
O21 W 21-0 RICE*
O28 L 6-32 at SMU*
N4 L 14-22 at TCU
N11 - - TULSA (mutual forfeit)
N18 L 0-10 BAYLOR*
N25 T 3-3 OKLAHOMA (HC)
N30 W 13-0 at Arkansas (Ft. Smith)*

1923 - 2-8-0 (1-3-0 Southwest)
S29 L 0-20 at Iowa
O6 L 6-7 TCU*
O13 L 0-9 at Kansas
O20 W 13-0 at Rice*
O27 L 0-12 at Oklahoma
N3 W 13-0 PHILLIPS
N10 L 6-14 CENTRAL OKLAHOMA
N17 L 0-9 at SMU*
N24 L 2-13 CREIGHTON (HC)
D1 L 0-13 at Arkansas (Ft. Smith)*

1924 - 6-1-2 (1-1-1 Southwest)
S27 W 9-0 SOUTHWESTERN (Okla.)
O4 W 3-0 at Kansas
O11 L 10-17 at TCU*
O18 W 23-0 MISSOURI-ROLLA
O25 W 13-0 PHILLIPS
N1 W 6-0 OKLAHOMA (HC)
N8 T 20-20 at Creighton
N21 W 20-0 ARKANSAS*
N29 T 13-13 at SMU*

1925 - 2-5-1 (0-3-1 Missouri Valley)
O3 L 3-13 at Kansas*
O10 L 0-21 EMPORIA STATE
O17 T 0-0 at Washington (Mo.)*
O24 W 22-7 TCU
O31 L 0-28 GRINNELL* (HC)

N7 W 9-2 SOUTHWESTERN (Okla.)
N21 L 7-9 at Arkansas
N26 L 0-35 at Oklahoma*

1926 - 3-4-1 (3-0-1 Missouri Valley)

Missouri Valley Conference Champions
O2 L 3-42 at Michigan
O9 W 13-0 at Iowa State*
O16 L 0-28 at Tulsa
O23 L 0-3 at TCU
N6 W 37-3 WASHINGTON (Mo.)*
N13 W 10-0 GRINNELL*
N19 L 2-24 ARKANSAS
N25 T 14-14 OKLAHOMA* (HC)

1927 - 4-4-0 (2-1-0 Missouri Valley)

O1 L 0-6 at Washington (Mo.)*
O8 L 0-40 at Minnesota
O15 W 8-0 MARQUETTE
O22 L 26-28 TULSA
O29 W 18-6 CREIGHTON (HC)
N12 L 20-33 at Arkansas
N19 W 13-7 at Oklahoma*
N24 W 25-18 at Kansas State*

1928 - 1-7-0 (0-1-0 Missouri Valley)

S29 W 13-6 REGIS (Colo.)
O6 L 6-13 KANSAS STATE
O13 L 0-37 at Creighton*
O20 L 0-26 at Marquette
N3 L 0-9 OKLAHOMA CITY
N10 L 6-32 at West Virginia
N24 L 0-46 OKLAHOMA (HC)
N29 L 0-31 at Tulsa



COACH "PAPPY" WALDORF
5 YEARS - 34-10-7 (.735)

1929 - 4-3-2 (1-1-0 Missouri Valley)

S27 W 12-0 NORTHWESTERN (Okla.)
O4 L 6-18 at Drake*
O11 W 18-0 at Oklahoma City
O18 W 32-13 CREIGHTON*
O26 L 6-9 WEST VIRGINIA (HC)
N2 W 20-0 TULSA
N9 T 0-0 ST. LOUIS
N23 T 7-7 at Oklahoma
N28 L 6-32 ARKANSAS

1930 - 7-2-1 (2-0-0 Missouri Valley)

Missouri Valley Conference Co-Champions
S25 W 12-0 WICHITA STATE
O4 W 6-0 at Iowa
O11 T 7-7 at Indiana
O17 L 0-6 at Oklahoma City
O24 W 28-7 WASHINGTON (Mo.)*
O31 L 12-13 HASKELL INSTITUTE
N8 W 26-0 at Arkansas
N15 W 13-7 at Tulsa
N22 W 7-0 OKLAHOMA (HC)
N27 W 13-0 at Creighton*

1931 - 8-2-1 (1-0-0 Missouri Valley)

S25 W 34-0 BETHANY (Kan.)
S25 W 25-0 NORTHEASTERN (Okla.)
O3 L 0-20 at Minnesota
O9 W 31-0 ARIZONA
O16 W 39-0 HASKELL INSTITUTE
O23 L 0-13 at Oklahoma City
O31 W 13-7 at Kansas
N7 W 20-0 CREIGHTON* (HC)
N14 W 7-6 at Tulsa
N21 W 14-6 WICHITA STATE
N26 T 0-0 at Oklahoma

1932 - 9-1-2 (3-0-0 Missouri Valley)

Missouri Valley Conference Champions
S3 W 33-3 SOUTHWESTERN (Okla.)
S23 W 13-0 PHILLIPS
S23 T 0-0 CENTRAL OKLAHOMA
O7 W 27-7 at Drake*
O14 W 18-7 CREIGHTON*
O21 W 14-6 at Oklahoma City
O29 W 7-0 OKLAHOMA (HC)
N5 T 0-0 at Tulsa
N12 L 6-12 at Jefferson (Dallas)
N18 W 27-0 GRINNELL*
N24 W 13-6 at Arizona
N28 W 20-7 at UTEP



ALL-TIME SCORES



COACH PAT JONES
11 YEARS - 62-60-3 (.508)

1984 - 10-2-0 (5-2-0 Big Eight)

Final AP Ranking: No. 7
 S8 W 45-3 at Arizona State NR/12
 S15 W 31-14 BOWLING GREEN 13/NR
 S22 W 19-16 SAN DIEGO STATE 12/NR
 S29 W 31-7 at Tulsa 10/NR
 O6 L 3-17 at Nebraska* 9/8
 O13 Idle 13/
 O20 W 47-10 KANSAS* 12/NR
 O27 W 20-14 COLORADO* (HC) 10/NR
 N3 W 34-6 at Kansas State* 7/NR
 N10 W 31-13 MISSOURI* 7/NR
 N17 W 16-10 IOWA STATE* 4/NR
 N24 L 14-24 at Oklahoma* 3/2
 D1 Idle 9/
 D8 Idle 9/
 Gator Bowl - Jacksonville, Fla.
 D28 W 21-14 vs. South Carolina 9/7

1985 - 8-4-0 (4-3-0 Big Eight)

Preseason AP Ranking: No. 16
 S7 W 31-17 at Washington 16/12
 S14 W 10-9 NORTH TEXAS 8/NR
 S21 Idle 8/
 S28 W 45-10 MIAMI (OHIO) 7/NR
 O5 W 25-13 TULSA 6/NR
 O12 L 24-34 NEBRASKA* 5/9
 O19 Idle 12/
 O26 W 17-10 at Kansas* 12/NR
 N2 W 14-11 at Colorado* 12/NR
 N9 W 35-3 KANSAS STATE (HC) 10/NR
 N16 W 21-19 at Missouri* 10/NR
 N23 L 10-15 at Iowa State* 7/NR
 N30 L 0-13 OKLAHOMA* 17/3
 D6 Idle 19/
 Gator Bowl - Jacksonville, Fla.
 D30 L 23-34 vs. Florida State 19/18

1986 - 6-5-0 (4-3-0 Big Eight)

S6 W 21-20 at Louisiana-Lafayette
 S13 L 23-27 at Tulsa
 S20 L 12-28 HOUSTON
 S27 W 23-7 ILLINOIS STATE
 O11 L 10-30 at Nebraska* NR/3
 O18 L 0-19 at Oklahoma* NR/5
 O25 W 24-6 KANSAS* (HC)
 N1 L 14-31 COLORADO*
 N8 W 23-3 at Kansas State*
 N22 W 21-14 IOWA STATE*
 D4 W 10-6 MISSOURI*

1987 - 10-2-0 (5-2-0 Big Eight)

Final AP Ranking: No. 11
 S5 W 39-28 TULSA
 S12 W 35-0 at Houston
 S19 W 35-29 at Wyoming
 S26 W 36-0 LOUISIANA-LAFAYETTE
 O10 W 42-17 COLORADO* 19/NR
 O17 L 0-35 NEBRASKA* 12/2
 O24 W 24-20 at Missouri* 19/NR
 O31 W 56-7 KANSAS STATE* (HC) 17/NR
 N7 L 10-29 at Oklahoma* 12/1
 N14 W 49-17 at Kansas* 17/NR
 N21 W 48-27 IOWA STATE* 13/NR
 N28 Idle 12/
 D5 Idle 11/
 D12 Idle 11/
 Sun Bowl - El Paso, Texas
 D25 W 35-33 vs. West Virginia 11/NR

1988 - 10-2-0 (5-2-0 Big Eight)

Final AP Ranking: No. 11
 S10 W 52-20 MIAMI (OHIO) 20/
 S17 Idle 18/NR
 S24 W 52-15 TEXAS A&M 18/NR
 O1 W 56-35 TULSA 13/NR
 O8 W 41-21 at Colorado* 13/NR
 O15 L 42-63 at Nebraska* 10/7
 O22 W 49-21 MISSOURI* (HC) 15/NR
 O29 W 45-27 at Kansas State* 12/NR
 N5 L 28-31 OKLAHOMA* 12/8
 N12 W 63-24 KANSAS* 14/NR
 N19 W 49-28 at Iowa State* 13/NR
 N26 Idle 12/
 D2 Idle 12/

D9 Idle 12/
 Coca-Cola Bowl - Tokyo, Japan
 D4 W 45-42 vs. Texas Tech 12/NR
 Holiday Bowl - San Diego, Calif.
 D30 W 62-14 vs. Wyoming 12/15

1989 - 4-7-0 (3-4-0 Big Eight)

S9 L 10-20 at Tulsa
 S16 L 13-37 at Ohio State
 S23 L 15-31 TEXAS TECH
 S30 W 27-7 WYOMING
 O7 L 15-37 at Oklahoma* NR/16
 O14 W 17-13 KANSAS STATE* (HC)
 O21 L 23-48 NEBRASKA* NR/4
 O28 W 31-30 at Missouri*
 N4 W 37-34 at Kansas
 N11 L 17-41 COLORADO* NR/2
 N18 L 21-31 IOWA STATE

1990 - 4-7-0 (2-5-0 Big Eight)

S1 W 10-3 TULSA
 S8 L 7-50 at Florida
 S15 W 33-23 NORTHERN IOWA
 S22 L 21-31 at TCU
 O6 L 17-31 OKLAHOMA* NR/7
 O13 L 17-23 at Kansas State* NR/4
 O20 L 3-31 at Nebraska* NR/4
 O27 W 48-28 MISSOURI* (HC)
 N3 L 30-31 KANSAS* NR/4
 N10 L 22-41 at Colorado* NR/4
 N17 W 25-17 at Iowa State*

1991 - 0-10-1 (0-6-1 Big Eight)

S7 L 7-13 at Tulsa
 S14 L 3-30 ARIZONA STATE
 S21 L 21-24 TCU
 O5 L 3-40 at Miami (Fla.) NR/2
 O12 L 15-49 NEBRASKA* NR/14
 O19 L 7-41 at Missouri*
 O26 T 6-6 at Iowa State*
 N2 L 0-31 KANSAS* (HC) NR/14
 N9 L 12-16 COLORADO* NR/18
 N16 L 6-21 at Oklahoma*
 N23 L 26-36 KANSAS STATE*

1992 - 4-6-1 (2-4-1 Big Eight)

S5 W 35-3 INDIANA STATE
 S19 L 3-35 at Michigan NR/6
 S26 W 24-19 TULSA
 O3 L 11-13 at TCU
 O10 L 0-55 at Nebraska* NR/14
 O17 W 28-26 MISSOURI* NR/18
 O24 W 27-21 IOWA STATE* (HC)
 O31 L 18-26 at Kansas* NR/16
 N7 L 0-28 at Colorado* NR/16
 N14 T 15-15 OKLAHOMA*
 N21 L 0-10 at Kansas State*

1993 - 3-8-0 (0-7-0 Big Eight)

S11 W 45-7 MISSOURI STATE
 S18 W 16-10 at Tulsa
 S25 L 10-12 at Arizona State
 O2 W 27-22 TCU
 O7 L 13-27 NEBRASKA* NR/7
 O16 L 9-42 at Missouri*
 O23 L 17-20 at Iowa State*
 O30 L 6-13 KANSAS* (HC) NR/23
 N6 L 14-31 COLORADO* NR/17
 N13 L 0-31 at Oklahoma* NR/20
 N20 L 17-21 KANSAS STATE*

1994 - 3-7-1 (0-6-1 Big Eight)

S1 W 31-14 at Northern Illinois
 S17 L 10-14 at Baylor
 S24 W 17-10 TULSA
 O1 W 36-34 NORTH TEXAS NR/2
 O8 L 3-32 at Nebraska*
 O15 L 15-24 MISSOURI*
 O22 T 31-31 IOWA STATE* (HC)
 O29 L 14-24 at Kansas* NR/7
 N5 L 3-17 at Colorado* NR/7
 N12 L 14-33 OKLAHOMA* NR/11
 N19 L 6-23 at Kansas State*



COACH BOB SIMMONS
6 YEARS - 30-38 (.441)

1995 - 4-8-0 (2-5-0 Big Eight)

A31 L 21-64 NEBRASKA NR/2
 S9 L 23-24 at Tulsa
 S16 W 35-7 MISSOURI STATE
 S23 L 25-45 at Wyoming
 S30 L 0-31 at Tennessee NR/12
 O14 L 17-23 KANSAS STATE* (HC) NR/8
 O21 W 30-26 at Missouri*
 O28 L 14-38 at Iowa State* NR/10
 N4 L 32-45 COLORADO* NR/10
 N11 W 12-0 at Oklahoma NR/RV
 N18 L 17-22 KANSAS* NR/15
 D2 W 24-20 at Hawaii

1996 - 5-6 (2-6 Big 12)

A31 W ot 23-20 MISSOURI STATE
 S7 L 3-31 vs. Texas Tech* at Irving
 S14 W 30-9 TULSA
 S21 W 31-17 UTAH STATE
 O5 L 14-71 at Texas* NR/23
 O12 L 13-35 at Colorado* NR/9
 O19 W 28-27 IOWA STATE* (HC)
 O26 L ot 28-35 at Missouri*
 N2 L 19-38 TEXAS A&M*
 N9 L 17-27 OKLAHOMA*
 N23 W 37-17 BAYLOR*

1997 - 8-4 (5-3 Big 12)

Final AP Ranking: No. 24
 A30 W 21-14 at Iowa State*
 S6 W 31-7 at Louisiana-Lafayette
 S13 W 35-0 FRESNO STATE
 S27 W 38-7 NORTHEAST LOUISIANA
 O4 W 42-16 TEXAS*
 O11 W 33-29 COLORADO* (HC) 20/24
 O18 Idle 16/
 O25 L 2ot 50-51 MISSOURI* 12/NR
 N1 L ot 25-28 at Texas A&M* 19/25
 N8 W 30-7 at Oklahoma* 25/NR
 N15 L 3-27 TEXAS TECH* 24/NR
 N22 W 24-14 at Baylor*
 D4 Idle 24/
 D11 Idle 24/
 Alamo Bowl - San Antonio, Texas
 D30 L 20-33 vs. Purdue 24/17

1998 - 5-6 (3-5 Big 12)

S5 W 38-28 at Kansas*
 S12 L 20-35 at Tulsa
 S19 W 42-23 MISSISSIPPI STATE NR/25
 O3 L 17-24 vs. Nebraska* at Kansas City NR/2
 O10 L 17-24 at Texas Tech*
 O17 L 20-52 at Kansas State* NR/4
 O24 W 41-26 OKLAHOMA*
 O31 L 6-17 TEXAS A&M* (HC) NR/8
 N7 L 34-37 at Texas* NR/20
 N14 W 44-20 LOUISIANA-LAFAYETTE
 N21 W 24-10 BAYLOR*

1999 - 5-6 (3-5 Big 12)

S4 W 24-7 LOUISIANA-LAFAYETTE
 S11 W 46-9 TULSA
 S18 L 11-29 at Mississippi State
 O2 L 14-38 at Nebraska* NR/6
 O9 W 41-21 TEXAS TECH*
 O23 L 21-44 KANSAS STATE* (HC) NR/7
 O30 L 3-21 at Texas A&M* NR/22
 N6 L 21-34 TEXAS* NR/11
 N13 W 45-13 KANSAS*
 N20 W 34-14 at Baylor*
 N27 L 7-44 at Oklahoma*

2000 - 3-8 (1-7 Big 12)

S9 W 36-26 at Tulsa
 S16 W 23-0 TEXAS STATE
 S23 L 6-28 SOUTHERN MISSISSIPPIN/22
 S30 L 7-42 at Texas* NR/13
 O7 L 10-24 at Missouri*
 O14 L 26-33 IOWA STATE* (HC) NR/RV
 O28 L 21-37 at Colorado*
 N4 L 16-21 TEXAS A&M* NR/24
 N11 L 0-58 at Texas Tech*
 N18 W 50-22 BAYLOR*
 N25 L 7-12 OKLAHOMA* NR/1



COACH LES MILES
4 YEARS - 28-21 (.571)

2001 - 4-7 (2-6 Big 12)

S1 L 9-17 at Southern Mississippi
 S8 W 30-23 LOUISIANA TECH
 S22 L 7-21 at Texas A&M*
 S29 W 24-0 NORTHWESTERN STATE (La.)
 O6 L 3ot 38-41 MISSOURI*
 O13 L 17-45 TEXAS* NR/11
 O20 L 14-28 at Iowa State*
 O27 L 19-22 COLORADO* (HC) NR/25
 N10 L 30-49 TEXAS TECH*
 N17 W 38-22 at Baylor*
 N24 W 16-13 at Oklahoma* NR/4

2002 - 8-5 (5-3 Big 12)

A31 L 36-39 vs. Louisiana Tech (in Shreveport)
 S7 W 45-10 NORTHERN IOWA
 S14 L 24-38 UCLA NR/23
 S21 W 52-16 SMU
 O5 L 15-17 at Texas* NR/2
 O12 L 9-44 at Kansas State* NR/19
 O19 W 24-21 NEBRASKA* NR/RV
 N2 W 28-23 TEXAS A&M* (HC) NR/RV
 N9 L 24-49 at Texas Tech*
 N16 W 55-20 at Kansas*
 N23 W 63-28 BAYLOR*
 N30 W 38-28 OKLAHOMA* NR/3
 Houston Bowl - Houston, Texas
 D27 W 33-23 vs. Southern Mississippi RV/NR

2003 - 9-4 (5-3 Big 12)

Preseason AP Ranking: No. 24
 A30 L 7-17 at Nebraska* 24/RV
 S6 W 48-24 WYOMING
 S13 W 42-3 MISSOURI STATE
 S20 W 52-6 at SMU
 O4 W 56-3 LOUISIANA-LAFAYETTE
 O11 W 38-34 KANSAS STATE* RV/22
 O18 W 51-49 TEXAS TECH* (HC) 23/RV
 O25 W 38-10 at Texas A&M* 18/NR
 N1 L 9-52 at Oklahoma* 14/1
 N8 L 16-55 TEXAS* 21/11
 N15 W 44-21 KANSAS* RV/NR
 N22 W 38-21 at Baylor* 24/NR
 N29 Idle 23/
 D5 Idle 22/
 D12 Idle 21/
 Cotton Bowl - Dallas, Texas
 J2 L 28-31 vs. Ole Miss 21/18

2004 - 7-5 (4-4 Big 12)

S4 W 31-20 at UCLA
 S11 W 38-21 TULSA
 S18 W 59-7 SMU
 S25 Idle 25/
 O2 W 36-7 IOWA STATE* 25/NR
 O9 W 42-14 at Colorado* 22/NR
 O16 L 20-36 TEXAS A&M* (HC) 16/23
 O23 W 20-17 at Missouri* 22/NR
 O30 L 35-38 OKLAHOMA* 20/2
 N6 L 35-56 at Texas* 19/6
 N13 W 49-21 BAYLOR* 25/NR
 N20 Idle 23/
 N27 L 15-31 at Texas Tech* 23/NR
 Alamo Bowl - San Antonio, Texas
 D29 L 7-33 vs. Ohio State NR/24



ALL-TIME SCORES



COACH MIKE GUNDY
12 YEARS - 104-50 (.675)

2005 - 4-7 (1-7 Big 12)

S3	W	15-10	MONTANA STATE	
S8	W	23-3	at Florida Atlantic	
S17	W	20-10	ARKANSAS STATE	
O1	L	0-34	COLORADO*	
O8	L	31-38	MISSOURI*	
O15	L	23-62	at Texas A&M*	
O22	L	10-37	at Iowa State*	
O29	L	28-47	TEXAS* (HC)	NR/2
N12	W	24-17	TEXAS TECH*	NR/13
N19	L	34-44	at Baylor*	
N26	L	14-42	at Oklahoma*	

2006 - 7-6 (3-5 Big 12)

S2	W	52-10	MISSOURI STATE	
S9	W	35-7	at Arkansas State (at Little Rock)	
S16	W	48-8	FLORIDA ATLANTIC	
S23	L	25-34	at Houston	
O7	L	27-31	at Kansas State*	
O14	W	42-32	at Kansas*	
O21	L	33-34	TEXAS A&M* (HC)	NR/23
O28	W	41-29	NEBRASKA*	NR/20
N4	L	10-36	at Texas*	NR/4
N11	W	66-24	BAYLOR*	
N18	L	24-30	at Texas Tech*	
N25	L	21-27	OKLAHOMA*	NR/13
PetroSun Independence Bowl - Shreveport, La.				
D28	W	34-31	vs. Alabama	

2007 - 7-6 (4-4 Big 12)

S1	L	14-35	at Georgia	NR/13
S8	W	42-6	FLORIDA ATLANTIC	
S14	L	23-41	at Troy	
S22	W	49-45	TEXAS TECH*	
S29	W	39-3	SAM HOUSTON STATE	
O6	L	23-24	at Texas A&M*	
O13	W	45-14	at Nebraska*	
O20	W	41-39	KANSAS STATE* (HC)	NR/25
N3	L	35-38	TEXAS*	NR/14
N10	L	28-43	KANSAS*	NR/5
N17	W	45-14	at Baylor*	
N24	L	17-49	at Oklahoma*	NR/10
Insight Bowl - Tempe, Ariz.				
D31	W	49-33	vs. Indiana	

2008 - 9-4 (5-3 Big 12)

Final AP Ranking: No. 16				
A30	W	39-13	vs. Washington State (Seattle)	
S6	W	56-37	HOUSTON	
S13	W	57-13	MISSOURI STATE	
S27	W	55-24	TROY	
O4	W	56-28	TEXAS A&M*	21/NR
O11	W	28-23	at Missouri*	17/3
O18	W	34-6	BAYLOR* (HC)	8/NR
O25	L	24-28	at Texas*	7/1
N1	W	59-17	IOWA STATE*	9/NR
N8	L	20-56	at Texas Tech*	8/2
N15	W	30-17	at Colorado*	11/NR
N22	Idle			11/
N29	L	41-61	OKLAHOMA*	11/3
D5	Idle			14/
D12	Idle			13/
Holiday Bowl - San Diego, Calif.				
D30	L	31-42	vs. Oregon	13/15

2009 - 9-4 (6-2 Big 12)

Preseason AP Ranking: No. 9				
S5	W	24-10	GEORGIA	9/13
S12	L	35-45	HOUSTON	5/RV
S19	W	41-24	RICE	16/NR
S26	W	56-6	GRAMBLING STATE	16/NR
O3	Idle			15/
O10	W	36-31	at Texas A&M*	15/NR
O17	W	33-17	MISSOURI* (HC)	16/RV
O24	W	34-7	at Baylor*	14/NR
O31	L	14-41	TEXAS*	13/3
N7	W	34-8	at Iowa State*	18/NR
N14	W	24-17	TEXAS TECH*	17/RV
N19	W	31-28	COLORADO*	12/RV
N28	L	0-27	at Oklahoma*	11/NR
Cotton Bowl - Arlington, Texas				
J2	L	7-21	vs. Ole Miss	21/RV

2010 - 11-2 (6-2 Big 12)

Final AP Ranking: No. 13				
S4	W	65-17	WASHINGTON ST.	RV/NR
S11	W	41-38	TROY	RV/NR
S18	W	65-28	TULSA	RV/NR
S25	Idle			RV
S30	W	38-35	TEXAS A&M*	RV/RV
O8	W	54-28	at Louisiana	22/NR
O16	W	34-17	at Texas Tech*	20/NR
O23	L	41-51	NEBRASKA* (HC)	17/14
O30	W	24-14	at Kansas State*	20/NR
N6	W	55-28	BAYLOR*	19/22
N13	W	33-16	at Texas*	12/NR
N20	W	48-14	at Kansas*	12/NR
N27	L	41-47	OKLAHOMA*	10/14
D14	Idle			14/
D21	Idle			14/
Alamo Bowl - San Antonio, Texas				
D29	W	36-10	vs. Arizona	14/NR

2011 - 12-1 (8-1 Big 12)

*** Big 12 Conference Champions ***				
Preseason AP Ranking: No. 9				
Final AP Ranking: No. 3				
S3	W	61-34	LOUISIANA	9/NR
S8	W	37-14	ARIZONA	9/RV
S17	W	59-33	at Tulsa	8/NR
S24	W	30-29	at Texas A&M*	7/8
O1	Idle			5/
O8	W	70-28	KANSAS*	6/NR
O15	W	38-26	at Texas*	6/22
O22	W	45-24	at Missouri*	6/NR
O29	W	59-24	BAYLOR* (HC)	3/RV
N5	W	52-45	KANSAS STATE*	3/17
N12	W	66-6	at Texas Tech*	2/NR
N18	L	31-37	at Iowa State*	2/NR
N25	Idle			5/
D3	W	44-10	OKLAHOMA*	3/13
Tostitos Fiesta Bowl - Glendale, Ariz.				
J2	W	41-38	vs. Stanford	3/4

2012 - 8-5 (5-4 Big 12)

Preseason AP Ranking: No. 19				
S1	W	84-0	SAVANNAH STATE	19/NR
S8	L	38-59	at Arizona	18/NR
S15	W	65-24	LOUISIANA	RV/NR
S22	Idle			RV/
S29	L	36-41	TEXAS*	RV/12
O6	Idle			
O13	W	20-14	at Kansas*	
O20	W	31-10	IOWA STATE* (HC)	

O27	W	36-10	TCU*	RV/RV
N3	L	30-44	at Kansas State*	RV/3
N10	W	55-34	WEST VIRGINIA*	RV/NR
N17	W	59-21	TEXAS TECH*	RV/23
N24	L	48-51	at Oklahoma*	22/14
D1	L	34-41	at Baylor*	24/NR
Heart of Dallas Bowl - Dallas, Texas				
J1	W	58-14	vs. Purdue	RV/NR

2013 - 10-3 (7-2 Big 12)

Preseason AP Ranking: No. 13				
Final AP Ranking: No. 17				
A31	W	21-3	vs. Mississippi St. (Houston)	13/NR
S7	W	56-35	at UTSA	13/NR
S14	W	59-3	LAMAR	12/NR
S21	Idle			11/
S28	L	21-30	at West Virginia*	11/NR
O5	W	33-29	KANSAS STATE*	21/NR
O12	Idle			22/
O19	W	24-10	TCU* (HC)	21/NR
O26	W	58-27	at Iowa State*	19/NR
N2	W	52-34	at Texas Tech*	18/15
N9	W	42-6	KANSAS*	15/NR
N16	W	38-13	at Texas*	12/23
N23	W	49-17	BAYLOR*	11/3
N30	Idle			7/
D7	L	24-33	OKLAHOMA*	6/18
AT&T Cotton Bowl				
J3	L	31-41	vs. Missouri	13/9

2014 - 7-6 (4-5 Big 12)

A30	L	31-37	vs. Florida State (Arlington)	RV/1
S6	W	40-23	MISSOURI STATE	RV/NR
S13	W	43-13	UTSA	RV/NR
S20	Idle			25
S25	W	45-35	TEXAS TECH*	24/NR
O4	W	37-20	IOWA STATE*	21/NR
O11	W	27-20	at Kansas*	16/NR
O18	L	9-42	at TCU*	15/12
O25	L	10-34	WEST VIRGINIA* (HC)	RV/22
N1	L	14-48	at Kansas State*	RV/11
N8	Idle			
N15	L	7-28	TEXAS*	
N22	L	28-49	at Baylor*	NR/6
N29	Idle			
D6	W	38-35	at Oklahoma*	NR/18
Cactus Bowl - Tempe, Ariz.				
J2	W	30-22	vs. Washington	

2015 - 10-3 (7-2 Big 12)


Final AP Ranking: No. 20				
S3	W	24-13	at Central Michigan	RV/NR
S12	W	32-8	CENTRAL ARKANSAS	RV/NR
S19	W	69-14	UTSA	25/NR
S26	W	30-27	at Texas*	24/NR
O3	W	36-34	KANSAS STATE*	20/RV
O10	W	33-26	at West Virginia*	21/RV
O17	Idle			16
O24	W	58-10	KANSAS* (HC)	14/NR
O31	W	70-53	at Texas Tech*	12/NR
N7	W	49-29	TCU*	12/5
N14	W	35-31	at Iowa State*	5/NR
N21	L	35-45	BAYLOR*	4/10
N28	L	23-58	OKLAHOMA*	9/5
Allstate Sugar Bowl - New Orleans, La.				
J1	L	20-48	vs. Ole Miss	13/16

2016 - 10-3 (7-2 Big 12)

Final AP Ranking: No. 11				
S3	W	61-7	SOUTHEASTERN LA.	21/NR
S10	L	27-30	CENTRAL MICHIGAN	22/NR
S17	W	45-38	PITTSBURGH	RV/RV
S24	L	24-35	at Baylor*	RV/16
O1	W	49-31	TEXAS*	RV/22
O8	W	38-31	IOWA STATE*	RV/NR
O22	W	44-20	at Kansas*	RV/NR
O29	W	37-20	WEST VIRGINIA* (HC)	RV/10
N5	W	43-37	at Kansas State*	22/NR
N12	W	45-44	TEXAS TECH*	17/NR
N19	W	31-6	at TCU*	13/NR
D5	L	20-38	at Oklahoma*	11/7
Valero Alamo Bowl - San Antonio, Texas				
D29	W	38-8	vs. Colorado	13/11

*Conference games

The AP rankings for OSU and its opponents are listed to the right in OSU/OPP format.



Defensive ends Richetti Jones (left) and Jamie Blatnick (right) helped OSU defeat Stanford in the 2012 Fiesta Bowl.



BOWL RECAPS

1945 COTTON BOWL

JANUARY 1, 1945 | DALLAS, TEXAS

OKLAHOMA A&M	34
TCU	0

DALLAS – The first bowl appearance for Oklahoma A&M turned into a pleasant experience for the orange and black faithful as the Aggies used a season-ending 28-6 win over Oklahoma as a springboard to a dominating bowl performance.



Oklahoma A&M sophomore tailback whiz Bob Fenimore, the nation's total offense leader, lived up to All-America billings as the Cowboys bounced the local team from TCU, 34-0, in the third-largest margin of victory in Cotton Bowl history. Fenimore scored on runs of one and seven yards and completed 6-of-13 passes for 136 yards. Fullback Jim Spavital powered his way for 120 yards, including a 52-yard scoring bolt.

Meanwhile, the Poke defense smothered TCU, not allowing the Horned Frogs past midfield until the second half. Coach Jim Lookabaugh's muscular single-wing offense harvested 494 yards of total offense, while TCU could manage only 105. In the fourth period, A&M's reserves took over with Joe Thomas and Mack Creager adding touchdowns on short plunges.

The Aggies finished the year with an 8-1 record. It was their best win total since the 1932 squad won nine games.

Fenimore, Neill Armstrong (who would later coach the Chicago Bears) and tackle Ralph Foster were all Aggies who were named as the game's outstanding players. Fenimore was inducted into the Cotton Bowl Hall of Fame in the spring of 2007.

Score by Quarters	1	2	3	4	Score
TCU	0	0	0	0	0
Oklahoma A&M	14	0	7	13	34

SCORING PLAYS

Team	Scoring Play
A&M	Fenimore 1 run (Creager kick)
A&M	Spavital 52 run (Creager kick)
A&M	Fenimore 8 run (Creager kick)
A&M	Thomas 1 run (Creager kick)
A&M	Creager 1 run (kick failed)

	OAMC	TCU
FIRST DOWNS	20	5
RUSHES-YARDS (NET)	60-295	27-74
PASSING YDS (NET)	199	31
Passes Att-Comp-Int	17-9-1	10-3-3
TOTAL OFFENSE PLAYS-YARDS	77-494	37-105
Punts (Number-Avg)	6-26.3	8-34.3
Fumbles-Lost	1-1	2-1
Penalties-Yards	7-75	5-25

RUSHING: Oklahoma A&M: Fenimore 21-178, Spavital 18-120, Hankins 9-57, Thomas 7-25, Creager 5-16, Stafford 2-7, Connor 1-6, Moore 1-3, Karkaker 1-(-2). TCU: Ruff 7-35, Mason 8-26, Busby 1-12, Cox 1-4, Jackson 3-4, Hadaway 7-(-7)

PASSING: Oklahoma A&M: Fenimore 6-13-1, 136; Thomas 2-2, 54. TCU: Hadaway 3-6-1, 31; Cox 0-3-1, 0; Busby 0-1

RECEIVING: Oklahoma A&M: Hankins 4-103, Creager 2-54, Moore 1-17, Armstrong 1-6, Thomas 1-9. TCU: Jackson 1-34, Ruff 1-(-1), Gaxxen 1-(-2)


PUNTING: Oklahoma A&M: Fenimore 5-28.8, Conner 1-14

1946 SUGAR BOWL

JANUARY 1, 1946 | NEW ORLEANS, LA.

ST. MARY'S	13
OKLAHOMA A&M	33

NEW ORLEANS -- A capacity crowd of 75,000 gathered to watch the battle of All-Americans, Oklahoma A&M's Bob "Blond Bomber" Fenimore and St. Mary's "Squirmim" Herman Wedemeyer.



Wedemeyer's 46-yard touchdown pass to Dennis O'Conner opened the scoring, but Fenimore matched it with a 29-yard scoring toss to Cecil Hankins as the first quarter ended. Fenimore's short plunge gave A&M the lead for keeps, but just before the half, Wedemeyer lateralled to Fred DeSalvo, who weaved his way through Aggie defenders 44 yards for a touchdown. The conversion missed, and A&M led at halftime.

While the Cowboy passing game was off, the ground game produced another Fenimore TD plunge in the third period, and Jim Reynolds opened the fourth stanza by leaping a yard for a score. Reynolds winged a 20-yard TD pass to Joe Thomas in the final minutes to end the wild scoring derby.

In his battle with Wedemeyer, Fenimore got the best of the total offense struggle, netting 206 yards in 36 plays while Wedemeyer had 184 yards in 25 plays. Fenimore also punted four times for an average of 53.2 yards.

Score by Quarters	1	2	3	4	Score
St. Mary's	7	6	0	0	13
Oklahoma A&M	7	7	6	13	33

SCORING PLAYS

- 1st - 8:40 - SMC - O'Connor 46 pass from Wedemeyer (Wedemeyer kick)
- 1st - 6:45 - A&M - Hankins 29 pass from Fenimore (Reynolds kick)
- 2nd - 11:55 - A&M - Fenimore 1 run (Reynolds kick)
- 2nd - 9:20 - SMC - DeSalvo 44 run (PAT attempt failed)
- 3rd - 0:00 - A&M - Fenimore 1 run (PAT attempt failed)
- 4th - 4:10 - A&M - Reynolds 1 run (Reynolds kick)
- 4th - 0:00 - A&M - Thomas 20 pass from Reynolds


	OAMC	SMC
FIRST DOWNS	15	8
RUSHING YARDS (NET)	217	61
PASSING YDS (NET)	112	177
Passes Att-Comp-Int	13-6-4	24-11-2
TOTAL OFFENSE YARDS	329	238
Punts (Number-Avg)	4-47.2	5-43.8
Fumbles-Lost	0	2
Penalties-Yards	45	35

1949 DELTA BOWL

JANUARY 1, 1949 | MEMPHIS, TENN.

WILLIAM & MARY	20
OKLAHOMA A&M	0

MEMPHIS -- Only 15,069 fans braved chilling weather in Crump Stadium as the William and Mary Indians made the most of Oklahoma A&M's mistakes for a 20-0 win in the second and final Delta Bowl.



The Indians never got outside their own 36-yard-line in the first half, but quarterback Tommy Korshcowski passed 12 yards to Lou Hoitsma in the third period for a touchdown. A Cowboy fumble set the stage for Korshcowski's 22-yard scoring aerial to Jack Bruce in the fourth period.

With A&M driving, Indian tackle Lou Creekmur picked off a deflected Bob Carey pass and rumbled 70 yards for the game's last tally. Jack Cloud was the only Indian rusher of the day, gaining 78 yards in 14 tries while Kenny Roof had 63 in seven cracks for the Aggies.

Score by Quarters	1	2	3	4	Score
William & Mary	0	0	6	14	20
Oklahoma A&M	0	0	0	0	0

SCORING PLAYS

- 3rd - 0:35 - W&M - Hoitsma 12 yd pass from Korshcowski (PAT failed)
- 4th - 14:54 - W&M - Bruce yd 22 pass from Korshcowski (Rex kick)
- 4th - 3:40 - W&M - Creekmur 70 yd interception return (Rex kick)

	OAMC	WM
FIRST DOWNS	10	7
RUSHING YARDS (NET)	161	161
PASSING YDS (NET)	68	56
Passes Att-Comp-Int	27-6-2	12-5-2
TOTAL OFFENSE PLAYS-YARDS	229	211
Punt Returns-Yards	10-122	2-18
Kickoff Returns-Yards	4-29	3-27
Interception Returns-Yards	0-0	1-12
Punts (Number-Avg)	9-43	12-43
Fumbles Lost	1	1
Penalties-Yards	5-55	6-70

RUSHING: Oklahoma A&M-Grimes 11-18; Meinert 13-38; Aldridge 6-14; K. Roof 7-63

PASSING: Oklahoma A&M-Hartman 2-11-20; Cook 0-7-0; Carey 4-9-48. William & Mary: Korschowski 5-12-2-56

RECEIVING: Oklahoma A&M-Loyd 3-35; Long 3-23; Aldridge 1-10. William & Mary-Hoitsma 1-12; Cloud 2-12; Bruce 3-32



BOWL RECAPS

1958 BLUEGRASS BOWL

DECEMBER 13, 1958 | LOUISVILLE, KY.

OKLAHOMA STATE	15
FLORIDA STATE	6

LOUISVILLE - Playing on a baseball diamond and in tennis shoes, Oklahoma State's ground game, behind Duane Wood and Forrest Campbell, staked the Pokes to a 15-point lead, and a rock-ribbed defense surrendered only a late TD pass from Joe Majors to Carl Meyer.

Wood scored both OSU touchdowns on rushes of one and 17 yards. But Campbell, who netted 130 yards on 26 carries, was chosen outstanding player of the game. Dick Soergel engineered the OSU offense while Vandiver Childs, Jim Howard, Sonny Keys, John Calvin and Fred Latham manned a mauling Cowpoke defense.

The game was televised over ABC-TV with Harry Wismer handling the play-by-play duties and Howard Cosell providing color commentary. Only 7,000 frigid fans turned out for the first and last edition of the Bluegrass Bowl.

Score by Quarters	1	2	3	4	Score
Oklahoma State	0	7	8	0	15
Florida State	0	0	0	6	6

SCORING PLAYS

- 2nd - 14:31 - OSU - D. Wood, 17 run (J. Wood kick)
- 3rd - 0:07 - OSU - D. Wood, 1 run (D. Wood from Soergel)
- 4th - 13:52 - FSU - Meyer, 39 pass from Majors (run failed)

	OSU	FSU
FIRST DOWNS	23	12
RUSHES-YARDS (NET)	298	100
PASSING YDS (NET)	77	185
Passes Att-Comp-Int	12-6-1	22-9-4
TOTAL OFFENSE PLAYS-YARDS	375	285
Punts (Number-Avg)	5-30.0	2-30.0
Fumbles Lost	1	2
Penalties-Yards	65	25

RUSHING: Oklahoma State-Campbell, 26-130; Wood, 17-81, 2 TD; Wiggins, 12-59; Banfield, 7-34; Soergel 1-12; Rundle 3-7; Cross 1-3; Sewell 4-3; Wagner 1-1. Florida State-Pickard 14-44; Prinzi 7-30; Renn 2-13; Majors 3-12; Whitehead 1-3; McCormick 1-0

PASSING: Oklahoma State-Soergel, 6-12-77; Florida State-Majors 5-9-116; Prinzi 4-13-69

RECEIVING: Oklahoma State-Wiggins, 2-38; D. Wood, 2-23; J. Wood, 1-9; Harkey, 1-7. Florida State-Romeo 3-62; Renn 2-46; Meyer 1-39; Emens 2-22; Pasquale 1-16

1974 FIESTA BOWL

DECEMBER 28, 1974 | TEMPE, ARIZ.

OKLAHOMA STATE	16
BRIGHAM YOUNG	6

TEMPE -- A slow-starting offense aided by a spunky defense lifted OSU to a 16-6 verdict over Brigham Young, champs of the WAC.



State didn't get a first down in the opening quarter as the Cougars posted a pair of field goals. Midway in the second period Charlie Weatherbie pitched to Kenny Walker, who scored from 12 yards out. OSU made three deep drives in the third period but settled for a single field goal, a 42-yarder by Abby Daigle.

After subduing a fourth-quarter Cougar drive at the OSU 28, the Pokes wedged their way past midfield in a time-consuming drive. Leonard Thompson then lofted the halfback pass to split end Gerald Bain for 40 yards and the clinching score.

State's Phillip Dokes decked Cougar quarterback Gary Shiede late in the first period with a jarring tackle which dampened BYU hopes but understudy Mark Giles almost bailed the Cougars out of trouble with his fourth-quarter efforts. Dokes picked up the outstanding defensive player trophy and Walker was chosen top offensive player as OSU dominated play in the second half.

Score by Quarters	1	2	3	4	Score
Oklahoma State	0	7	3	6	16
BYU	6	0	0	0	6

SCORING PLAYS

- 1st - 9:34 - BYU - Uselman, 30 FG
- 1st - 0:33 - BYU - Uselman, 43 FG
- 2nd - 0:46 - OSU - Walker, 12 run (Daigle kick)
- 3rd - 2:54 - OSU - Daigle, 42 FG
- 4th - 3:42 - OSU - Bain, 40 pass from Thompson (kick failed)

	OSU	BYU
FIRST DOWNS	14	17
RUSHES-YARDS (NET)	55-147	36-120
PASSING YDS (NET)	77	181
Passes Att-Comp-Int	18-7-0	31-15-3
TOTAL OFFENSE PLAYS-YARDS	73-224	67-301
Punt Returns-Yards	4-13	2-3
Kickoff Returns-Yards	1-15	1-17
Punts (Number-Avg)	7-41.9	6-41.8
Fumbles-Lost	6-0	3-1
Penalties-Yards	12-84	9-66
Possession Time	31:45	28:15

RUSHING: Oklahoma State-Walker 7-35, TD; Nelms, 6-32; Turner, 9-27; Thompson, 9-22; Burk 4-6; Miller 1-minus 1; Bain 1-minus 8; Derrick 3-10. BYU-Blanc 19-55; Mahoney 6-31; Christenson 1-1; Giles 10-33.

PASSING: Oklahoma State-Thompson, 1-1-0-40; Weatherbie, 4-13-0-21; Burk, 2-4-0-16. BYU-Sheide 5-4-0-43; Giles 26-11-3-138.

RECEIVING: Oklahoma State-Bain 2-48; Boyer 2-12; Lisle 1-10; Walker 1-6; Thompson 1-1. BYU-Betham 2-28; Toolson 3-36; Mahoney 1-7; Blanc 4-36; Christenson 2-24; LaBue 3-50

INTERCEPTIONS: Oklahoma State-Buck 1-13; Allen 1-15; Meyers 1-23. BYU-None

1976 TANGERINE BOWL

DECEMBER 19, 1976 | ORLANDO, FLA.

BRIGHAM YOUNG	21
OKLAHOMA STATE	49

ORLANDO -- Billed as a showdown between Brigham Young pass-happy quarterback Gifford Nielsen and Oklahoma State running back Terry Miller, the Cowboy defense and Miller were the standouts in a 49-21 triumph for Oklahoma State.



Defensive tackle Chris Dawson intercepted a Nielsen pass in the first quarter and returned it 36 yards for a TD. And while Nielsen completed 23-of-34 passes for 209 yards and a TD, he was intercepted three more times by defensive backs Milton Kirven, Gary Irons and Jerry Cramer.

Meanwhile, Miller ran wild for 173 yards and had scoring jaunts of 78, 6, 3 and 1 yards. The Cowboys rolled up 402 yards total offense, including 375 on the ground, to rout BYU. Cowboy running back Robert Turner supported Miller's running with 80 yards on 22 attempts and a TD, and All-America tackle Phillip Dokes led a parade of OSU defenders that kept constant pressure on Nielsen.

Score by Quarters	1	2	3	4	Score
BYU	0	14	7	0	21
Oklahoma State	7	21	21	0	49

SCORING PLAYS

- OSU Dawson, 36 INT Ret. (Daigle kick)
- BYU Christensen, 1 run (D. Taylor kick)
- OSU Weatherbie, 2 run (Daigle kick)
- OSU Miller, 3 run (Daigle kick)
- BYU Thompson, 27 pass from Nielson (D. Taylor kick)
- OSU Miller, 78 run (Daigle kick)
- BYU Lowry, 102 KO Ret. (D. Taylor kick)
- OSU R. Turner, 1 run (kick failed)
- OSU Miller, 6 run (Lisle pass from Weatherbie)
- OSU Miller, 1 run (Daigle kick)

	BYU	OSU
FIRST DOWNS	14	18
RUSHES-YARDS (NET)	26-46	70-375
PASSING YDS (NET)	209	27
Passes Att-Comp-Int	34-23-4	10-2-0
TOTAL OFFENSE PLAYS-YARDS	60-255	80-402
Punt Returns-Yards	2-30	0-0
Kickoff Returns-Yards	8-204	4-42
Interception Returns-Yards	0-0	4-110
Punts (Number-Avg)	5-40.8	5-34.4
Fumbles-Lost	3-1	4-2
Penalties-Yards	6-67	7-56

RUSHING: Oklahoma State-Miller 23-173; Turner 22-80; Weatherbie 11-28; Dindy 7-68; Bailey 3-23; Taylor 2-minus 2; Lisle 1-8; Berry 1-minus 3. BYU-Blanc 8-31; Nielsen 6-6; Christensen 6-6; Lowry 4-7; Chronister 1-minus 4; Gourley 1-0.

PASSING: Oklahoma State-Weatherbie 1-9-0-27; Parsley 1-1-0-0. BYU-Nielson 23-34-1-209.

RECEIVING: Oklahoma State-Lisle 2-27.

INTERCEPTIONS: Oklahoma State-Dawson 1-36; Irons 1-44; Kirven 1-14; Cramer-16. BYU-0-0



BOWL RECAPS

1981 INDEPENDENCE BOWL

DECEMBER 12, 1981 | SHREVEPORT, LA.

TEXAS A&M	33
OKLAHOMA STATE	16

SHREVEPORT -- Oklahoma State's nationally-ranked defense did its job for a while, but Texas A&M opened up late in the first half to score two quick touchdowns and went on to hand the Cowboys just their second bowl loss, 33-16, in the Independence Bowl.



OSU's opportunistic offense turned an Aggie fumble into a 7-0 lead only minutes into the game. Defensive back Pete DiClementi recovered a fumble for the Pokes on A&M's 25, and running back Ernest Anderson got the score several plays later on a one-yard plunge.

The Aggies responded with the first of four David Hardy field goals to cut the margin to 7-3, but all-Big Eight kicker Larry Roach put OSU back up by seven, 10-3, with a 43-yarder of his own. Midway through the second period, Hardy closed the margin to 10-6, and moments later the Aggies scored two lightning quick cross-country aerial touchdowns to move to a 20-10 halftime lead.

Two Hardy field goals upped that lead to 26-10 before the Cowboys drove 66 yards for Vince Orange's five-yard TD burst. OSU was crippled by injuries to several running backs during the contest, and A&M showed its versatility with 223 rushing yards and 225 passing yards before a record 47,300. Linebacker Mike Green led OSU's defense and was voted outstanding defensive player.

Score by Quarters	1	2	3	4	Score
Texas A&M	3	17	3	10	33
Oklahoma State	10	0	0	6	16

SCORING PLAYS

- 1st - 12:58 - OSU - Anderson, 1 run (Roach kick)
- 1st - 5:13 - TAMU - Hardy, 33 FG
- 1st - 0:46 - OSU - Roach, 42 FG
- 2nd - 6:39 - TAMU - Hardy, 32 FG
- 2nd - 2:45 - TAMU - J. Williams, 50 pass from Kubiak (Hardy kick)
- 2nd - 0:43 - TAMU - J. Williams, 38 pass from Kubiak (Hardy kick)
- 3rd - 1:15 - TAMU - Hardy, 50 FG
- 4th - 8:16 - TAMU - Hardy, 18 FG
- 4th - 6:32 - OSU - Orange, 5 run (pass failed)
- 4th - TAMU - 1:32 - Hector, 4 run (Hardy kick)

	OSU	TAMU
FIRST DOWNS	16	23
RUSHES-YARDS (NET)	34-70	58-223
PASSING YDS (NET)	187	225
Passes Att-Comp-Int	35-14-1	21-15-0
TOTAL OFFENSE PLAYS-YARDS	69-257	79-448
Fumble Returns-Yards	0-0	0-0
Punt Returns-Yards	1-8	2-1
Kickoff Returns-Yards	7-154	3-37
Interception Returns-Yards	0-0	1-0
Punts (Number-Avg)	6-40.3	3-42.0
Fumbles-Lost	3-1	4-2
Penalties-Yards	3-34	6-60
Possession Time	23:53	36:07

RUSHING: Oklahoma State-Jones 14-37; Anderson 5-26; Young 1-14; Orange 5-8; Hammond 1-2; Hilger 8-minus 11. Texas A&M-Jackson 22-123; Hector 18-45; Kubiak 11-34; Sanders 7-21.

PASSING: Oklahoma State-Hilger 14-35-1-187. Texas A&M-Kubiak 15-20-0-225; Hector 0-1-0-0.

RECEIVING: Oklahoma State-Cromer 5-73; Young 4-45; Franks 2-39; Chesley 2-18; Ingram 1-12. Texas A&M-Williams 5-118; Whitwell 3-43; Jones 2-24; Hector 2-10; Lewis 1-17; Sanders 1-10; Jackson 1-3.

INTERCEPTIONS: Oklahoma State-None. Texas A&M-

FUMBLES LOST: Oklahoma State-Hilger; Texas A&M-Kubiak; Hector

1983 BLUEBONNET BOWL

DECEMBER 31, 1983 | HOUSTON, TEXAS

BAYLOR	14
OKLAHOMA STATE	24

HOUSTON -- Quarterback Rusty Hilger and tailback Ernest Anderson sparked Oklahoma State past Baylor, 24-14, as a near-sellout crowd of 50,090 in the Astrodome watched the 25th Bluebonnet Bowl.



Anderson carried the ball 27 times for 143 yards and a touchdown while Hilger completed 12-of-17 for 137 yards and a pair of touchdowns to ignite the Oklahoma State win. Hilger, who was later named MVP, left the game late in the first half with a slight concussion. He didn't return but Anderson's nifty running and another strong performance by the Cowboy defense kept Baylor at bay.

OSU held the Bears to just 134 yards on the ground and the Cowboy secondary picked off two passes to help seal the win. Touchdown passes from Hilger to Malcolm Lewis and Jamie Harris and a one-yard scoring run by Anderson gave OSU a 21-0 advantage before Baylor got on the scoreboard late in the first half.

The Pokes added a Larry Roach field goal in the first half while Baylor found the endzone an additional time in the second to complete the scoring.

Score by Quarters	1	2	3	4	Score
Baylor	0	7	0	7	14
Oklahoma State	6	18	0	0	24

SCORING PLAYS

- 1st - 8:45 - OSU - Lewis 12 yd pass from Hilger (kick failed)
- 2nd - 14:58 - OSU - Anderson 1 yd run (Hilger pass to Lewis)
- 2nd - 6:02 - OSU - Harris 26 yd pass from Hilger (Roach kick)
- 2nd - 1:21 - BU - McNeil 12 yd pass from Carlson (Jimmerson kick)
- 2nd - 0:21 - OSU - Roach 44 yd field goal
- 4th - 5:07 - BU - Anderson 28 yd pass from McNeil (Jimmerson kick)

	OSU	BU
FIRST DOWNS	19	18
RUSHES-YARDS (NET)	34-134	45-178
PASSING YDS (NET)	245	187
Passes Att-Comp-Int	32-16-2	30-17-1
TOTAL OFFENSE PLAYS-YARDS	66-379	75-365
Fumble Returns-Yards	0-0	0-0
Punt Returns-Yards	3-18	2-15
Kickoff Returns-Yards	3-27	2-1
Interception Returns-Yards	1-30	2-2
Punts (Number-Avg)	5-42.0	6-39.0
Fumbles-Lost	0-0	2-1
Penalties-Yards	4-40	7-55
Possession Time	23:59	36:01
Third-Down Conversions	6 of 14	7 of 18
Fourth-Down Conversions	0 of 1	1 of 2
Sacks By: Number-Yards	0-0	5-31

RUSHING: Baylor-Anderson 21-103; Rice 4-28; Davis 1-17; Sargent 2-8; Carlson 1-minus 2; Muecke 5-minus 20. Oklahoma State-Anderson, Ernest 27-143; Jones, Shawn 13-32; Price, Arthur 3-5; Cook, Kelly 1-2; Hilger, Rusty 1-minus 4.

PASSING: Baylor-Carlson 7-17-1-65; Muecke 8-14-1-152; Anderson 1-1-0-28. Oklahoma State-Hilger, Rusty 12-17-0-137; Jackson, Ike 5-13-1-50.

RECEIVING: Baylor-McNeil 10-163; Davis 4-64; Conrad 1-14; Sargent 1-4. Oklahoma State-Chesley, John 5-54; Lewis, Malcolm 5-46; Harris, Jamie 3-69; Charles Crawford 3-9; Anderson, Ernest 1-9.

INTERCEPTIONS: Baylor-Lewis 1-30. Oklahoma State-Hinds, Adam 1-0; Spencer, James 1-minus 2.


FUMBLES: Baylor-None. Oklahoma State-Anderson, Ernest 1-1; Charles Crawford 1-0.

1984 GATOR BOWL

DECEMBER 28, 1984 | JACKSONVILLE, FLA.

OKLAHOMA STATE	21
SOUTH CAROLINA	14

JACKSONVILLE -- After South Carolina overcame a 13-point Oklahoma State lead, the Cowboys stormed 88 yards to score the decisive touchdown on a bruising, 25-yard Rusty Hilger-to-tight end Barry Hanna pass play with just over a minute left in the game to hand OSU a 21-14 victory before a record crowd of 82,138 in the 40th Annual Gator Bowl.



Hanna, who scored his only touchdown of the season on that play, banged off two tacklers and carried a few more into the end zone with him as he tip-toed down the sideline for the game-saving score.

Earlier in the game, the Cowpokes bulled their way to a 13-0 lead. Freshman tailback Thurman Thomas, the game's MVP when he rushed for 155 yards and a touchdown and passed for a TD, leaped over from one yard out at the end of O-State's first possession. Then, early in the second quarter when it appeared the Gamecocks had stalled the Cowpokes at the Carolina six-yard line, Thomas took a Hilger pitch, ran right and suddenly stopped and threw back left to a wide open Hilger for the score. The conversion attempt was wide and it was a play to haunt the Pokes until Hanna's heroics.

Carolina regained the lead quickly in the third quarter on aerial bombs of 24 and 57 yards, but the rest of the time the stubborn Cowboy defense kept the Gamecock attack in a fog. OSU's final drive was endangered only once, that on a fourth-and-sixth situation at midfield, but Hilger hit the reliable Hanna for 13 yards to the Carolina 36. Hilger mixed up the defense beautifully by sending Thomas up the middle on a draw play for 11 yards and then came heart-stopping magic on the TD pass to Hanna.

Score by Quarters	1	2	3	4	Score
Oklahoma State	7	6	0	8	21
South Carolina	0	0	14	0	14

SCORING PLAYS

- 1st - 8:16 - OSU - Thomas 1 yd run (Roach kick)
- 2nd - 9:39 - OSU - Hilger 6 yd pass from Thomas (Team rush failed, bad snap)
- 3rd - 7:36 - USC - Wade 24 yd pass from Lewis (Hagler kick)
- 3rd - 2:44 - USC - Hillary 57 yd pass from Hold (Hagler kick)
- 4th - 1:04 - OSU - Hanna 25 yd pass from Hilger (Harris pass from Hilger)



BOWL RECAPS

	OSU	USC
FIRST DOWNS	22	14
RUSHES-YARDS (NET)	43-172	42-104
PASSING YDS (NET)	211	194
Passes Att-Comp-Int	42-25-1	21-8-1
TOTAL OFFENSE PLAYS-YARDS	85-383	63-298
Fumble Returns-Yards	0-0	0-0
Punt Returns-Yards	0-0	2-3
Kickoff Returns-Yards	0-0	3-52
Interception Returns-Yards	1-34	1-0
Punts (Number-Avg)	5-35.6	7-41.7
Fumbles-Lost	2-0	6-3
Penalties-Yards	3-21	5-38
Possession Time	34:28	25:32
Third-Down Conversions	9 of 18	7 of 17
Fourth-Down Conversions	0 of 0	0 of 0
Sacks By: Number-Yards	3-18	1-1

RUSHING: Oklahoma State-Thomas, Thurman 32-155; Hilger, Rusty 7-11; Zachary, Ken 1-2; Timmons, Will 1-2; Crawford, C. 2-2. South Carolina-Lewis 6-36; Hold 18-33; Dendy 13-20; Smith 2-12; Brown 3-3.

PASSING: Oklahoma State-Hilger, Rusty 24-41-1-205; Thomas, Thurman 1-1-0-6. South Carolina-Hold 7-20-1-170; Lewis 1-1-0-24.

RECEIVING: Oklahoma State-Hanna, Barry 8-92; Lewis, Malcolm 3-33; Wemer, Terry 3-24; Thomas, Thurman 3-3; Harris, Jamie 2-18; Zachary, Ken 2-16; Riley, Bobby 2-9; Crawford, C. 1-10; Hilger, Rusty 1-6. South Carolina-Hillary 2-75; Poole 1-45; Wade 1-24; Corley 1-16; Dendy 1-14; Bacon 1-12; Brown 1-8.

INTERCEPTIONS: Oklahoma State-Williams, Demise 1-34. South Carolina-Gilliard 1-0.

FUMBLES: Oklahoma State-Crawford, C. 1-0; Williams, Demise 1-0. South Carolina-Hold 3-1; Lewis 2-2; Brown 1-0.

1985 GATOR BOWL DECEMBER 30, 1985 JACKSONVILLE, FLA.	
OKLAHOMA STATE	23
FLORIDA STATE	34

JACKSONVILLE -- The 17th-ranked Florida State Seminoles sprinted out to an early 13-point margin before No. 18 Oklahoma State got untracked, and despite a third-quarter surge, the Seminole aerial attack was too much as the Cowboys dropped a 34-23 decision in front of a bi-partisan crowd of 79,417 in the 41st annual Gator Bowl.



In what was touted as an explosive FSU offense versus a stingy OSU defense, FSU coach Bobby Bowden decided to go with a freshman quarterback and a third-string senior tailback just two weeks prior to the game. The decision proved effective as the Seminoles exploded for 569 total yards, 231 on the ground and 338 through the air.

FSU stunned the Pokes with a 45-yard pass on the first play of the game and threw for 214 yards in the opening half. The Seminoles

took a 27-3 lead into the middle of the third quarter but OSU put a pair of quick touchdowns on the board to cut the deficit to 27-17.

Following a blocked punt by OSU freshman Milton Cockrell a comeback seemed possible. However, the Cowboys could not mount a drive and were forced to punt.

Florida State MVP quarterback Chip Ferguson then went to work again and nine plays later finalized the scoring on a one-yard keeper. OSU, losing for only the third time in ten postseason appearances, totaled 369 yards, but saw sophomore sensation Thurman Thomas limited to just 97 yards on 26 carries.

Score by Quarters	1	2	3	4	Score
Oklahoma State	0	0	17	6	23
Florida State	3	10	14	7	34

SCORING PLAYS

- 1st - 2:28 - FSU - Schmidt 23 yd field goal
- 2nd - 2:31 - FSU - Gainer 31 yd pass from Ferguson (Schmidt kick)
- 2nd - 0:02 - FSU - Schmidt 39 yd field goal
- 3rd - 9:46 - OSU - Dennis 33 yd field goal
- 3rd - 6:02 - FSU - C. Jones 3 yd rush (Schmidt kick)
- 3rd - 4:51 - FSU - Gainer 19 yd pass from Ferguson (Schmidt kick)
- 3rd - 2:52 - OSU - Thomas 29 yd pass from Williams (Dennis kick)
- 3rd - 1:19 - OSU - Williams 12 yd pass from Thomas (Dennis kick)
- 4th - 10:43 - FSU - Ferguson 1 yd run (Schmidt kick)
- 4th - 0:10 - OSU - Dykes 31 yd pass from Williams (pass failed)

	OSU	FSU
FIRST DOWNS	23	31
RUSHES-YARDS (NET)	35-106	41-231
PASSING YDS (NET)	263	338
Passes Att-Comp-Int	44-22-2	43-20-1
TOTAL OFFENSE PLAYS-YARDS	79-369	84-569
Fumble Returns-Yards	1-17	0-0
Punt Returns-Yards	2-20	3-25
Kickoff Returns-Yards	5-89	4-68
Interception Returns-Yards	1-0	2-44
Punts (Number-Avg)	7-35.9	4-47.5
Fumbles-Lost	1-0	3-2
Penalties-Yards	3-27	9-110
Possession Time	31:49	28:11
Third-Down Conversions	6 of 18	6 of 16
Fourth-Down Conversions	0 of 0	0 of 0
Sacks By: Number-Yards	1-6	2-8

RUSHING: Oklahoma State-Thomas, Thurman 26-97; Timmons, Will 2-11; Dykes, Hart Lee 1-1; Williams, Ronnie 6-minus 3. Florida State-Smith, T. 24-201; Jones, C. 6-18; Floyd 2-8; Ross 2-7; White, R. 1-1; Ferguson 6-minus 4.

PASSING: Oklahoma State-Williams, Ronnie 21-43-2-251; Thomas, Thurman 1-1-0-12. Florida State-Ferguson 20-43-1-338.

RECEIVING: Oklahoma State-Dykes, Hart Lee 8-104; Wemer, Terry 4-30; Riley, Bobby 3-49; Thomas, Thurman 3-44; Dillard, J.R. 2-13; Williams, Ronnie 1-12; Luper, Curtis 1-11. Florida State-Gainer 7-148; Carter, P. 5-81; White, R. 4-87; Smith, T. 2-8; Pantone 1-10; Brown 1-4.

INTERCEPTIONS: Oklahoma State-Gilliam, Melvin 1-0. Florida State-Sanders, Deion 1-28; Sanders, Tracy 1-16.

FUMBLES: Oklahoma State-Thomas, Thurman 1-0. Florida State-Smith, T. 1-1; Ross 1-0; Ferguson 1-1.

1987 SUN BOWL

DECEMBER 25, 1987 | EL PASO, TEXAS

WEST VIRGINIA	33
OKLAHOMA STATE	35

EL PASO -- In one of the most entertaining postseason games of the year, Oklahoma State rallied to defeat West Virginia 35-33 in the snow of the 1987 John Hancock Sun Bowl.



The heroes for Oklahoma State were many but the list was topped by tailback Thurman Thomas who rushed for 157 yards on 33 carries and scored four touchdowns. It was a fitting way for the Cowboy All-American to end his collegiate career. He was named MVP of the bowl and played in front of a national television audience on CBS.

It wasn't easy for OSU, however. The Cowboys scored first on a five-yard run by Thomas, set up by a long Mike Gundy-to-Hart Lee Dykes pass play. West Virginia tied it 7-7 later in the first quarter, but OSU came back to take the lead 14-7 on a nine-yard run by Thomas.

The OSU lead was short-lived. West Virginia scored two touchdowns and a field goal in the second quarter that went unanswered by Oklahoma State and the Mountaineers led 24-14 at the half.

The Cowboys took the lead with 1:43 left in the third quarter on a six-yard pass from Gundy to J.R. Dillard and the successful PAT made it 28-27. The Cowboys took a 35-27 lead in the fourth quarter on a four-yard run by Thomas. O-State had to hold one more time, however, as West Virginia drove for a touchdown with just 1:13 left. OSU defender Shawn Mackey's goal line tackle on the two-point conversion try stopped West Virginia from tying the game in the final minute.

Score by Quarters	1	2	3	4	Score
Oklahoma State	14	0	14	7	35
West Virginia	7	17	3	6	33

SCORING PLAYS

- 1st - 13:28 - OSU - Thomas 5 yd run (Blanchard kick)
- 1st - 8:49 - WVU - Brown 1 yd run (Baumann kick)
- 1st - 5:16 - OSU - Thomas 9 yd run (Blanchard kick)
- 2nd - 13:56 - WVU - Brown 5 yd run (Baumann kick)
- 2nd - 5:40 - WVU - Baumann 33 yard field goal
- 2nd - 4:54 - WVU - Warren 23 yd INT return (Baumann kick)
- 3rd - 11:25 - OSU - Thomas 4 yd run (Blanchard kick)
- 3rd - 7:12 - WVU - Baumann 38 yard field goal
- 3rd - 1:43 - OSU - Dillard 6 yd pass from Gundy (Blanchard kick)
- 4th - 5:13 - OSU - Thomas 4 yd run (Blanchard kick)
- 4th - 1:13 - WVU - Taylor 6 yd run (Conversion Failed)

	OSU	WVU
FIRST DOWNS	23	22
RUSHES-YARDS (NET)	47-185	70-331
PASSING YDS (NET)	161	54
Passes Att-Comp-Int	18-12-2	7-2-1
TOTAL OFFENSE PLAYS-YARDS	65-346	77-385
Fumble Returns-Yards	0-0	0-0
Punt Returns-Yards	3-29	0-0
Kickoff Returns-Yards	3-58	4-72
Interception Returns-Yards	1-3	2-23
Punts (Number-Avg)	2-33.0	3-41.0
Fumbles-Lost	0-0	1-0
Penalties-Yards	2-15	8-79
Possession Time	27:31	32:29
Third-Down Conversions	9 of 15	6 of 16
Fourth-Down Conversions	0 of 0	0 of 0
Sacks By: Number-Yards	1-8	0-0



BOWL RECAPS

RUSHING: Oklahoma State-Thurman Thomas 33-157; Barry Sanders 6-19; Mike Gundy 8-9. West Virginia-Brown 32-167; Harris 24-103; Taylor 12-58; Napoleon 2-3.

PASSING: Oklahoma State-Mike Gundy 12-18-2-161. West Virginia-Harris 2-7-1-54.

RECEIVING: Oklahoma State-Hart Lee Dykes 3-72; Thurman Thomas 3-20; J.R. Dillard 3-18; Ronnie Williams 1-19; Jarrod Green 1-16; Brien Keith 1-16. West Virginia-Bell 1-45; Winn 1-9.

INTERCEPTIONS: Oklahoma State-Jerry Deckard 1-3; Wade Weller 1-0. West Virginia-Warren 1-23; Wilson 1-0.

FUMBLES: Oklahoma State-None. West Virginia-Harris 1-0.

1988 HOLIDAY BOWL DECEMBER 30, 1988 SAN DIEGO, CALIF.	
OKLAHOMA STATE	62
WYOMING	14

SAN DIEGO -- Touted as one of the great offensive showdowns of the '88 season, Oklahoma State and Wyoming found themselves in a 7-7 deadlock at the conclusion of the first quarter of the Sea World Holiday Bowl.



But one set of Cowboys, the group from Stillwater, forged a 17-7 lead at halftime and broke the contest wide open in the third quarter on their way to a 62-14 romp. OSU's high-powered offense was as explosive as ever, as the trio of Heisman winner Barry Sanders, All-American Hart Lee Dykes and Mike Gundy joined forces for the last time in front of a crowd of 60,718 at Jack Murphy Stadium.

Sanders rushed for 222 yards on 29 carries with five touchdowns -- all Holiday Bowl records. Dykes broke the Holiday Bowl record for reception yardage, as he caught 10 passes for 163 yards, including a 25-yard strike from Gundy in the fourth quarter. Gundy completed 20-of-24 passes for 315 yards and two touchdowns and caught a 17-yard pass from Sanders to set up another score.

Not only bowl records fell, though. Gundy's 315 yards through the air set a school record, and the Cowboys' 698 yards in total offense was the third-highest output in OSU history. OSU's defense proved to be the biggest surprise of the contest, however, as they allowed Wyoming only 33 yards rushing and 204 yards in total offense. Sim Drain, named the Defensive Player of the Game, had four tackles and two sacks and led the OSU defense to its lowest yardage allowance since 1986.

Score by Quarters	1	2	3	4	Score
Oklahoma State	7	10	28	17	62
Wyoming	7	0	7	0	14

SCORING PLAYS

- 1st - 10:13 - OSU - Sanders, 33 run (Blanchard kick)
- 1st - 0:50 - WYO - Welniak, 4 run (Fleming kick)
- 2nd - 1:29 - OSU - Sanders, 2 run (Blanchard kick)
- 2nd - 0:01 - OSU - Blanchard, 33 FG
- 3rd - 11:53 - OSU - Parker, 12 pass from Gundy (Blanchard kick)
- 3rd - 8:31 - WYO - Welniak, 4 run (Fleming kick)
- 3rd - 8:13 - OSU - Sanders, 67 run (Blanchard kick)
- 3rd - 3:43 - OSU - Sanders, 1 run (Blanchard kick)
- 3rd - 0:06 - OSU - Sanders, 10 run (Blanchard kick)
- 4th - 12:58 - OSU - Blanchard, 19 FG
- 4th - 6:58 - OSU - Dykes, 25 pass from Gundy (Blanchard kick)
- 4th - 1:13 - OSU - C. Smith, 5 run (Blanchard kick)

	OSU	WYO
FIRST DOWNS	34	14
RUSHES-YARDS (NET)	51-320	30-33
PASSING YDS (NET)	378	171
Passes Att-Comp-Int	29-24-0	32-16-2
TOTAL OFFENSE PLAYS-YARDS	80-698	62-204
Fumble Returns-Yards	0-0	0-0
Punt Returns-Yards	4-20	0-0
Kickoff Returns-Yards	2-22	10-195
Interception Returns-Yards	2-13	0-0
Punts (Number-Avg)	0-0.0	6-37.2
Fumbles-Lost	1-1	1-0
Penalties-Yards	3-35	4-30
Possession Time	33:23	26:37
Third-Down Conversions	9 of 11	7 of 15
Fourth-Down Conversions	0 of 0	0 of 1
Sacks By: Number-Yards	7-35	0-0

RUSHING: Oklahoma State-Sanders, Barry 29-222; Gundy, Mike 6-38; Limbrick, Garrett 8-35; Brown, Vernon 3-12; Smith, Chris 1-5; Wilson, Cecil 2-5; Hudson, Gerald 2-3. Wyoming-Jones 2-19; Gunn 7-19; Bena 2-5; Gibson 2-minus 1; Welniak 15-minus 3; Dawson 2-minus 6.

PASSING: Oklahoma State-Gundy, Mike 20-24-0-315; Smith, Chris 3-3-0-46; Sanders, Barry 1-2-0-17. Wyoming-Welniak 15-30-2-164; Corontzos 1-1-0-7; Fresques 0-1-0-0.


RECEIVING: Oklahoma State-Dykes, Hart Lee 10-163; Sanders, Barry 2-36; Limbrick, Garrett 2-31; Parker, Brent 2-20; Green, Jarrod 2-7; Hudson, Gerald 1-42; Chaplin, Scott 1-17; Gundy, Mike 1-17; Brown, Vernon 1-16; Vice, Vance 1-16; Keith, Lee 1-13. Wyoming-Gibson 4-37; Dussett 3-31; Kilpatrick 3-26; Gilmore 2-30; Wood 2-10; Mack 1-24; Bena 1-13.

INTERCEPTIONS: Oklahoma State-Jones, Marcus 1-13; Gilliam, Melvin 1-0. Wyoming-None.

FUMBLES: Oklahoma State-Green, Jarrod 1-1. Wyoming-Dawson 1-0.

1997 ALAMO BOWL DECEMBER 30, 1997 SAN ANTONIO, TEXAS	
PURDUE	33
OKLAHOMA STATE	20

SAN ANTONIO -- Oklahoma State earned its first postseason appearance since 1988 and a berth opposite Purdue in the Builders Square Alamo Bowl.



The Big 12 vs. Big 10 showdown was tight through three quarters before Purdue sprinted past the Cowboys by a 33-20 margin. More than 55,000 were in the Alamo Dome, including 30,000-plus Orange-clad Cowboys fans.

Oklahoma State drew first blood when Tim Sydnese connected on a 34-yard field goal with 5:31 left in the first quarter. The lead was short-lived, however, as Purdue scored on an 18-yard pass from Billy Dicken with 1:19 left in the initial quarter. Another Sydnese field goal brought OSU to within one, 7-6 before Purdue ended

the first-half scoring with a field goal of its own and a 10-6 halftime advantage.

The second half opened with the teams trading touchdowns. Purdue scored first at the 12:02 mark on a one-yard run by Dicken. OSU answered with a 21-yard run by Jamaal Fobbs and trailed by a 16-13 margin with nine minutes left in the third. Purdue put the game away with two straight touchdowns and a 37-yard field goal. The Boilermakers led 33-13 when R.W. McQuarters scored on a 17-yard pass from Tony Lindsay with 55 seconds to play to account for the final margin.

Score by Quarters	1	2	3	4	Score
Purdue	7	3	20	3	33
Oklahoma State	3	3	7	7	20

SCORING PLAYS

- 1st - 5:31 - OSU - Sydnese 34 FG
- 1st - 1:19 - PUR - Alford 18 pass from Dicken (Ryan kick)
- 2nd - 2:22 - OSU - Sydnese 33 FG
- 2nd - 0:10 - PUR - Ryan 42 FG
- 3rd - 12:02 - PUR - Dicken 1 run (kick failed)
- 3rd - 9:01 - OSU - Fobbs 21 run (Sydnese kick)
- 3rd - 7:34 - PUR - Sutherland 16 run (Ryan kick)
- 3rd - 3:52 - PUR - Daniels 69 pass from Dicken (Ryan kick)
- 4th - 9:12 - PUR - Ryan 37 FG
- 4th - 0:55 - OSU - McQuarters 17 pass from Lindsay (Sydnese kick)

	PURDUE	OSU
FIRST DOWNS	20	24
RUSHES-YARDS (NET)	28-129	37-162
PASSING YDS (NET)	325	206
Passes Att-Comp-Int	36-18-3	35-17-3
TOTAL OFFENSE PLAYS-YARDS	64-454	72-368
Fumble Returns-Yards	0-0	0-0
Punt Returns-Yards	7-95	0-0
Kickoff Returns-Yards	0-0	4-67
Interception Returns-Yards	3-57	3-2
Punts (Number-Avg)	2-45.5	4-44.8
Fumbles-Lost	1-0	2-1
Penalties-Yards	9-81	8-70
Possession Time	25:35	34:25
Third-Down Conversions	6 of 11	5 of 14
Fourth-Down Conversions	0 of 1	1 of 1
Sacks By: Number-Yards	4-19	2-5

RUSHING: Purdue-Dicken 8-43; Watson 13-41; Sutherland 2-38; Haddad 3-9; Graham 1-0; Brees 1-minus 2. Oklahoma State-Fobbs, Jamaal 11-82; Lindsay, Tony 12-61; Aikins, Brian 2-17; Simmons, Nathan 10-11; Chaloupka, Chris 2-minus 9.

PASSING: Purdue-Dicken 18-34-3-325; Brees 0-1-0-0; Alford 0-1-0-0. Oklahoma State-Lindsay, Tony 9-18-2-111; Chaloupka, Chris 8-17-1-95.

RECEIVING: Purdue-Watson 5-102; Alford 4-61; Jones, I. 3-27; Blackman 2-33; Daniels 1-69; Tillman 1-13; Sutherland 1-12; Winston 1-8. Oklahoma State-Brown, Greg 4-52; McQuarters, RW 4-43; Love, Sean 3-35; Steggs, Garrett 2-30; Aikins, Brian 2-27; Fobbs, Jamaal 2-19.

INTERCEPTIONS: Purdue-Beasley 2-57; Bell 1-0. Oklahoma State-Wright, Kenyatta 1-2; McQuarters, RW 1-0; Williams, Kevin (DB) 1-0.

FUMBLES: Purdue-Sutherland 1-0. Oklahoma State-Lindsay, Tony 1-0; Love, Sean 1-1.



BOWL RECAPS

2002 HOUSTON BOWL

DECEMBER 27, 2002 | HOUSTON, TEXAS

SOUTHERN MISS 23

OKLAHOMA STATE 33

HOUSTON — Rashaun Woods put on another memorable show for Oklahoma State, catching nine passes for 164 yards and a touchdown in a 33-23 victory over Southern Mississippi in the Houston Bowl.

Woods earned Most Valuable Player and Offensive Player of the Game honors, helping the Cowboys complete a memorable season that included victories over Nebraska, Texas A&M and Oklahoma.

Tatum Bell ran for 160 yards on 13 carries, including a 22-yard score with 8:07 to play that gave Oklahoma State the lead for good. Luke Phillips kicked two of his four field goals in the decisive fourth quarter for the Cowboys (8-5).

Trailing 20-13 at the half, Southern Miss (7-6) took its only lead of the game on a 2-yard touchdown run by James Walley and a 30-yard field goal by Curt Jones, his third of the game, in the third quarter. The Cowboys pulled even on the first play of the fourth quarter on Phillips' 28-yard field goal.

Josh Fields threw for 310 yards, and his 33-yard pass to Billy Bajema set up Bell's go-ahead touchdown, which put Oklahoma State back in front 30-23. Following a punt by Southern Mississippi to the Oklahoma State 2, Bell broke off a career-long 88-yard gain to the Golden Eagles 10. Phillips kicked a 24-yarder with 5:15 to play. He also connected from 46 and 52 yards.

Woods highlighted Oklahoma State's first half with a 51-yard touchdown catch from Fields with 1:38 left in the second quarter. Woods was double-covered on the play, but Southern Mississippi defenders Greg Brooks and Antoine Cash collided, allowing Woods to sprint untouched into the end zone.

Score by Quarters	1	2	3	4	Score
Southern Miss	3	10	10	0	23
Oklahoma State	10	10	0	13	33

SCORING PLAYS

- 1st - 10:39 - OSU - Denard 3-yard pass from Fields (Phillips kick)
- 1st - 7:50 - OSU - Phillips 46-yard field goal
- 1st - 2:51 - USM - Jones 38-yard field goal
- 2nd - 10:32 - USM - Almond 13-yard run (Jones kick)
- 2nd - 8:05 - OSU - Phillips 52-yard field goal
- 2nd - 2:29 - USM - Jones 24-yard field goal
- 2nd - 1:38 - OSU - Woods 51-yard pass from Fields (Phillips kick)
- 3rd - 11:50 - USM - Walley 2-yard run
- 3rd - 4:13 - USM - Jones 30-yard field goal
- 4th - 14:56 - OSU - Phillips 28-yard field goal
- 4th - 8:07 - OSU - Bell 22-yard run (Luke Phillips kick)
- 4th - 5:15 - OSU - Phillips 24-yard field goal

	USM	OSU
FIRST DOWNS	17	21
RUSHES-YARDS (NET)	43-148	33-194
PASSING YDS (NET)	173	310
Passes Att-Comp-Int	28-11-1	40-21-1
TOTAL OFFENSE PLAYS-YARDS	71-321	73-504
Fumble Returns-Yards	0-0	0-0
Punt Returns-Yards	3-55	5-32
Kickoff Returns-Yards	5-126	4-117
Interception Returns-Yards	1-0	1-7
Punts (Number-Avg)	7-44.1	4-41.5
Fumbles-Lost	1-0	1-1
Penalties-Yards	8-57	10-97
Possession Time	30:32	29:28
Third-Down Conversions	2 of 15	4 of 16
Fourth-Down Conversions	0 of 1	1 of 1
Sacks By: Number-Yards	2-17	4-18

RUSHING: Southern Miss-Walley, James 21-74; Almond, Dustin 17-54; Johnson, Chris 2-16; Harris, Anthony 2-6; TEAM 1-minus 2. Oklahoma State-Bell, Tatum 13-160; Shaw, Seymore 12-37; Fields, Josh 6-1; TEAM 2-minus 4.

PASSING: Southern Miss-Almond, Dustin 11-27-0-173; D'Angelo, Micky 0-1-1-0. Oklahoma State-Fields, Josh 21-40-1-310.

RECEIVING: Southern Miss-Johnson, Chris 5-67; Walley, James 2-45; Browden, Terrel 1-44; Young, Marvin 1-8; Garner, Bobby 1-5; Handy, LeRoy 1-4. Oklahoma State-Woods, Rashaun 9-164; Johnson, Charlie 3-47; Davis-Bryant, Terran 3-37; Lewis, John 2-19; Bajema, Billy 1-33; Lindsay, Gabe 1-8; Denard, Mike 1-3; Bell, Tatum 1-minus 1.

INTERCEPTIONS: Southern Miss-Brooks, Greg 1-0. Oklahoma State-Williams, Darrent 1-7.

FUMBLES: Southern Miss-Almond, Dustin 1-0. Oklahoma State-Fields, Josh 1-1.


2004 COTTON BOWL

JANUARY 2, 2004 | DALLAS, TEXAS

OKLAHOMA STATE 28

MISSISSIPPI 31

DALLAS -- Eli Manning threw for 259 yards and two touchdowns and ran for another score to lead No. 16 Mississippi to a 31-28 victory over No. 21 Oklahoma State in the Cotton Bowl on Friday.



Manning's 1-yard keeper in the fourth quarter capped a 97-yard drive, and completed a run of 24 straight points by Ole Miss (10-3), which finished with its first 10-win season since 1971. That was just enough to overcome the Cowboys (9-4).

Rashaun Woods caught a 17-yard TD pass to get Oklahoma State to 31-28 with 4:38 left, just four minutes after Vernand Morency's second touchdown run.

Woods set Cotton Bowl records with 11 catches for 223 yards. On the 72-yard drive that ended with Morency's second TD, he caught two passes for 63 yards, both on plays when cornerback Travis Johnson was called for pass interference and still couldn't prevent the catches.

Oklahoma State's Josh Fields set a Cotton Bowl record with 307 yards on 21-of-33 passing. The junior's touchdown gave him 55 in his career, breaking the school record set by offensive coordinator Mike Gundy (1986-89).

The appearance at the Cotton Bowl was the first for the Cowboys since Jan. 1, 1945 and it marked OSU's first January bowl game since Jan. 1, 1946 when the Cowboys won the Sugar Bowl.

Score by Quarters	1	2	3	4	Score
Oklahoma State	7	7	0	14	28
Mississippi	7	10	7	7	31

SCORING PLAYS

- 1st - 04:55 - MISS - Turner 16 yd pass from Manning (Nichols kick)
- 1st - 01:17 - OSU - Morency, V. 4 yd run (Phillips, Luke kick)
- 2nd - 11:30 - OSU - Bell, Tatum 3 yd run (Phillips, Luke kick)
- 2nd - 08:14 - MISS - Espy 25 yd pass from Manning (Nichols kick)
- 2nd - 00:15 - MISS - Nichols 33 yd field goal
- 3rd - 07:35 - MISS - Turner 2 yd run (Nichols kick)
- 4th - 12:32 - MISS - Eli Manning 1 yd run (Nichols kick)
- 4th - 08:50 - OSU - Morency, V. 1 yd run (Phillips kick)
- 4th - 04:38 - OSU - Woods 17 yd pass from Fields (Phillips kick)

	OSU	MISS
FIRST DOWNS	22	24
RUSHES-YARDS (NET)	37-110	37-190
PASSING YDS (NET)	307	259
Passes Att-Comp-Int	33-21-0	31-22-1
TOTAL OFFENSE PLAYS-YARDS	70-417	68-449
Fumble Returns-Yards	0-0	0-0
Punt Returns-Yards	1-15	1-21
Kickoff Returns-Yards	3-57	0-0
Interception Returns-Yards	1-4	0-0
Punts (Number-Avg)	3-37.7	3-38.0
Fumbles-Lost	1-0	1-0
Penalties-Yards	6-49	2-20
Possession Time	28:31	31:29
Third-Down Conversions	5 of 13	7 of 12
Fourth-Down Conversions	3 of 4	0 of 0
Red-Zone Scores-Chances	4-4	4-5
Sacks By: Number-Yards	0-0	3-15

RUSHING: Oklahoma State-Morency, V. 15-59; Bell, Tatum 14-46; Willis, Shawn 3-18; Rylant, Sky 1-4; Team 1-minus 2; Fields, Josh 3-minus 15. Mississippi-Tremaine Turner 20-133; Vashon Pearson 12-42; Brandon Jacobs 2-8; Rick Razzano 2-6; Eli Manning 1-1.

PASSING: Oklahoma State-Fields, Josh 21-33-0-307. Mississippi-Eli Manning 22-31-1-259.

RECEIVING: Oklahoma State-Woods, Rashaun 11-223; Woods, D'Juan 4-51; Bell, Tatum 2-14; Lindsay, Gabe 1-7; Bajema, Billy 1-7; Morency, V. 1-5; Willis, Shawn 1-0. Mississippi-Chris Collins 8-75; Kerry Johnson 3-53; Mike Espy 2-47; Lawrence Lilly 2-30; Tremaine Turner 2-19; Bill Flowers 2-11; Vashon Pearson 1-9; L. Townsend 1-8; Taye Biddle 1-7.

INTERCEPTIONS: Oklahoma State-Holland, Jon 1-4. Mississippi-None.

FUMBLES: Oklahoma State-Bell, Tatum 1-0. Mississippi-Tremaine Turner 1-0.


2004 ALAMO BOWL

DECEMBER 29, 2004 | SAN ANTONIO, TEXAS

OHIO STATE 33

OKLAHOMA STATE 7

SAN ANTONIO — Justin Zwick, replacing the suspended Troy Smith, threw for 189 yards and a touchdown, and Ted Ginn Jr. and Lydell Ross each scored, leading No. 24 Ohio State to a 33-7 win over Oklahoma State in the 12th annual Alamo Bowl.



Zwick, who lost the starting job to Smith after hurting his shoulder in the sixth game, completed 17 of 27 passes despite a mild hamstring pull.

Ross rushed for 99 yards on 12 carries, and Mike Nugent kicked four field goals for the Buckeyes (8-4) to become the school's career scoring leader.

The Buckeyes took advantage of two early turnovers, and never let the Cowboys (7-5) get anything going offensively.

Oklahoma State quarterback Donovan Woods completed 15 of 34 passes for 137 yards and rushed for another 80 yards. Vernand Morency, one of the nation's top rushers this season, was limited to 24 yards on eight carries.



BOWL RECAPS

On the first series, Woods underthrew receiver Chijuan Mack and the pass was picked off by Ohio State linebacker Bobby Carpenter. Three plays later, Zwick hit a diving Anthony Gonzalez with a 23-yard touchdown pass.

After a 37-yard field goal by Nugent, the Cowboys were driving when Woods lost his grip on the ball near midfield while trying to run up the middle. Defensive lineman Joel Penton recovered and Nugent capped the drive with a 35-yard field goal to give Ohio State a 13-0 lead with nearly six minutes remaining in the first quarter.

Score by Quarters	1	2	3	4	Score
Oklahoma State	0	0	0	7	7
Ohio State	13	10	7	3	33

SCORING PLAYS

- 1st - 12:02 - OHIOST - Gonzalez 23 yd pass from Zwick (Nugent kick)
- 1st - 09:53 - OHIOST - Nugent 37 yd field goal
- 1st - 05:55 - OHIOST - Nugent 35 yd field goal
- 2nd - 10:26 - OHIOST - Ross 1 yd run (Nugent kick)
- 2nd - 04:19 - OHIOST - Nugent 41 yd field goal
- 3rd - 08:13 - OHIOST - Ginn 5 yd run (Nugent kick)
- 4th - 10:44 - OHIOST - Nugent 36 yd field goal
- 4th - 07:29 - OSU - Willis 4 yd run (Ricks kick)

	OSU	OHIOST
FIRST DOWNS	15	19
RUSHES-YARDS (NET)	30-149	42-214
PASSING YDS (NET)	137	189
Passes Att-Comp-Int	35-15-1	27-17-0
TOTAL OFFENSE PLAYS-YARDS	65-286	69-403
Fumble Returns-Yards	0-0	0-0
Punt Returns-Yards	2-1	3-17
Kickoff Returns-Yards	1-15	1-26
Interception Returns-Yards	0-0	1-9
Punts (Number-Avg)	7-41.9	4-42.2
Fumbles-Lost	1-1	1-1
Penalties-Yards	6-45	2-25
Possession Time	25:09	34:51
Third-Down Conversions	4 of 15	7 of 15
Fourth-Down Conversions	1 of 2	0 of 0
Red-Zone Scores-Chances	1-2	5-5
Sacks By: Number-Yards	0-0	1-4

RUSHING: Oklahoma State-Woods, Donovan 12-72; Elliott, P. 3-39; Morency, V. 8-20; Willis, Shawn 2-7; Shaw, Seymour 2-6; Jones, Greg 2-5; Wohlgemuth, J. 1-0. Ohio State-Ross, Lydell 12-99; Joe, Branden 13-57; Ginn Jr., Ted 8-40; Hall, Maurice 4-9; DeMaria, M 2-4; Pittman, A 2-3; Parker, Roshawn 1-2.

PASSING: Oklahoma State-Woods, Donovan 15-34-1-137; Pena, Al 0-1-0-0. Ohio State-Zwick, Justin 17-27-0-189.

RECEIVING: Oklahoma State-Woods, D'Juan 4-40; Frazier, Luke 3-24; Bajema, Billy 2-29; Elliott, P. 2-9; Mack, Chijuan 1-19; Willis, Shawn 1-9; Johnson, C. 1-6; Jones, Greg 1-1. Ohio State-Ginn Jr., Ted 6-78; Holmes, S 5-47; Nicol, Rory 2-11; Gonzalez, A 1-23; Schnittker, B 1-14; Childress, Bam 1-12; Hamby, Ryan 1-4.

INTERCEPTIONS: Oklahoma State-None. Ohio State-Carpenter, B 1-9.

FUMBLES: Oklahoma State-Woods, Donovan 1-1. Ohio State Joe, Branden 1-1.

2006 INDEPENDENCE BOWL

DECEMBER 28, 2006 | SHREVEPORT, LA.

OKLAHOMA STATE	34
ALABAMA	31

SHREVEPORT, La. — Oklahoma State's dominating performance was jeopardized by a couple of late mistakes, but OSU still rallied past Alabama for its first bowl win since the 2002 season.



Jason Ricks kicked a 27-yard field goal with 8.9 seconds remaining to give Oklahoma State a 34-31 victory over the Crimson Tide. Dantrell Savage ran for 112 yards and a touchdown and made the key play on the winning drive as he took a screen pass from Bobby Reid for 26 yards on third-and-9 to the Alabama 15 to put Ricks in prime position.

Alabama tried to ice Ricks with three timeouts, but the sophomore sent the kick through the uprights.

OSU - ranked 16th nationally in total offense - outgained Alabama, 419-276. The Cowboys rushed for 207 yards compared to 108 yards for the Tide. The Cowboys scooped up an Alabama fumble on the Tide's 38-yard line to set up the opening score. Savage ran the final yard to cap a 38-yard drive and make it 7-0 Oklahoma State.

Alabama tied it on an 18-yard touchdown pass from Wilson to Matt Caddell with 3:32 remaining in the first quarter, but OSU went ahead 14-7 on Toston's 4-yard run. The Cowboys stretched their lead to 17-7 on a 28-yard field goal by Ricks. Alabama cut the margin to 17-14 on a 1-yard run by fullback Tim Castille but was unable to stop the Cowboys final drive of the half. Oklahoma State took it 64 yards, capped by a 7-yard run by Toston for a 24-14 lead at the half.

In the third quarter Jamie Christensen kicked a 24 yard field goal to pull Alabama three points closer before Reid hit Adarius Bowman for a 10-yard score to give Oklahoma State a 14 point lead at 31-17. Keith Toston became the first Cowboy true freshman to run for two touchdowns in a bowl game.

Score by Quarters	1	2	3	4	Score
Oklahoma State	7	17	0	10	34
Alabama	7	7	3	14	31

SCORING PLAYS

- 1st - 09:46 - OSU - Savage 1 yd run (Ricks kick)
- 1st - 03:32 - ALA - Caddell 18 yd pass from Wilson (Christensen kick)
- 2nd - 11:12 - OSU - Toston 4 yd run (Ricks kick)
- 2nd - 06:45 - OSU - Ricks 28 yd field goal
- 2nd - 02:30 - ALA - Castille 1 yd run (Christensen kick)
- 2nd - 00:41 - OSU - Toston 7 yd run (Ricks kick)
- 3rd - 08:39 - ALA - Christensen 24 yd field goal
- 4th - 14:02 - OSU - Bowman 10 yd pass from Reid (Ricks kick)
- 4th - 10:50 - ALA - Arenas 86 yd punt return (Christensen kick)
- 4th - 08:41 - ALA - Smith 2 yd run (Christensen kick)
- 4th - 00:08 - OSU - Ricks 27 yd field goal

	OSU	ALA
FIRST DOWNS	23	18
RUSHES-YARDS (NET)	41-207	34-108
PASSING YDS (NET)	212	168
Passes Att-Comp-Int	30-15-1	33-18-1
TOTAL OFFENSE PLAYS-YARDS	71-419	67-276
Fumble Returns-Yards	0-0	0-0
Punt Returns-Yards	3-0	1-86
Kickoff Returns-Yards	6-116	2-5

Interception Returns-Yards	1-4	1-0
Punts (Number-Avg)	5-35.0	5-36.6
Fumbles-Lost	3-1	3-2
Penalties-Yards	9-77	8-45
Possession Time	28:09	31:51
Third-Down Conversions	5 of 13	9 of 16
Fourth-Down Conversions	2 of 2	0 of 0
Red-Zone Scores-Chances	6-6	4-4
Sacks By: Number-Yards	2-8	1-6

RUSHING: Oklahoma State-Savage, Dantrell 19-112; Toston, Keith 9-58; Reid, Bobby 10-34; Robinson, Zac 1-5; Crosslin, Julius 1-0; TEAM 1-minus 2. Alabama-Jimmy Johns 7-39; Kenneth Darby 10-15; LeRon McClain 1-11; Wilson 6-10; Matt Caddell 1-10; Tim Castille 6-9; Keith Brown 1-6; DJ Hall 1-6; Andre Smith 1-2.

PASSING: Oklahoma State-Reid, Bobby 15-29-1-212; Newton, Seth 0-1-0-0. Alabama-Wilson 18-33-1-168.

RECEIVING: Oklahoma State-Pettigrew, Brandon 4-65; Bowman, Adarius 3-50; Savage, Dantrell 3-41; Woods, D'Juan 3-26; Waller, Justin 1-22; Toston, Keith 1-8. Alabama-DJ Hall 5-42; Kenneth Darby 4-30; Matt Caddell 3-33; Nikita Stover 1-17; Tim Castille 1-17; LeRon McClain 1-9; Keith Brown 1-7; Travis McCall 1-7; Will Oakley 1-6.

INTERCEPTIONS: Oklahoma State-Woods, Donovan 1-4. Alabama-Simeon Castille 1-0.

FUMBLES: Oklahoma State-Reid, Bobby 1-0; Jones, Grant 1-1; Woods, Artrel 1-0. Alabama-Wilson 1-0; Kenneth Darby 1-1; B. Kilpatrick 1-1.

2007 INSIGHT BOWL

DECEMBER 31, 2007 | TEMPE, AZ

INDIANA	33
OKLAHOMA STATE	49

TEMPE -- In a season of full of offensive superlatives, even Oklahoma State fans had to be impressed by the juggernaut the Cowboys put on the field in the Insight Bowl.

OSU scored touchdowns on its first five offensive possessions and generated 322 yards of offense in the first half on its way to a 49-33 victory over Indiana in the Cowboys' second bowl win in two seasons.


Zac Robinson, offensive MVP, ran for 70 yards and passed for 302 in one of the top total offense outputs in Oklahoma State history. Freshman Dez Bryant had 117 receiving yards and two touchdowns in the win.

The Cowboys gouged the Hoosiers with five scoring drives, all less than four minutes in length, to take complete control of the game in the first half.

Score by Quarters	1	2	3	4	Score
Indiana	3	7	7	16	33
Oklahoma State	21	14	7	7	49

SCORING PLAYS

- 1st - 10:41 - IU - Starr, Austin 43 yd field goal
- 1st - 08:18 - OSU - Savage, Dantrell 3 yd run (Bailey, Dan kick)
- 1st - 04:38 - OSU - Bryant 24 yd pass from Robinson (Bailey kick)
- 1st - 01:41 - OSU - Robinson, Zac 7 yd run (Bailey, Dan kick)
- 2nd - 10:11 - OSU - Bowman 14 yd pass from Robinson (Bailey kick)
- 2nd - 05:35 - IU - Thigpen 4 yd pass from Lewis (Starr kick)
- 2nd - 02:18 - OSU - Robinson, Zac 1 yd run (Bailey, Dan kick)





BOWL RECAPS

3rd - 10:29 - IU - Lewis, Kellen 1 yd run (Starr, Austin kick)
 3rd - 06:16 - OSU - Bryant 11 yd pass from Robinson (Bailey kick)
 4th - 07:02 - IU - Sears, Josiah 5 yd run (Starr, Austin kick)
 4th - 03:08 - IU - Starr, Austin 37 yd field goal
 4th - 00:50 - OSU - Crosslin, Julius 1 yd run (Bailey, Dan kick)
 4th - 00:01 - IU - Bailey 30 yd pass from Lewis (Lewis pass failed)

	IU	OSU
FIRST DOWNS	21	29
RUSHES-YARDS (NET)	33-179	49-211
PASSING YDS (NET)	220	302
Passes Att-Comp-Int	44-23-0	34-24-1
TOTAL OFFENSE PLAYS-YARDS	77-399	83-513
Fumble Returns-Yards	0-0	0-0
Punt Returns-Yards	0-0	2-15
Kickoff Returns-Yards	6-107	6-103
Interception Returns-Yards	1-0	0-0
Punts (Number-Avg)	5-36.4	3-35.3
Fumbles-Lost	0-0	3-1
Penalties-Yards	10-80	10-103
Possession Time	28:08	31:52
Third-Down Conversions	7 of 16	7 of 13
Fourth-Down Conversions	1 of 2	2 of 2
Red-Zone Scores-Chances	4-4	7-7
Sacks By: Number-Yards	0-0	1-10

RUSHING: IU-Lewis, Kellen 10-83; Thigpen, Marcus 11-56; Payton, Bryan 8-43; Sears, Josiah 1-5; TEAM 1-minus 2; Fisher, Ray 2-minus 6. Oklahoma State-Savage, Dantrell 23-100; Robinson, Zac 15-70; Hunter, Kendall 8-33; Bryant, Dez 1-7; Crosslin, Julius 2-1.

PASSING: IU-Lewis, Kellen 22-43-0-204; Means, Andrew 1-1-0-16. Oklahoma State-Robinson, Zac 24-34-1-302.


RECEIVING: IU-Hardy, James 5-50; Means, Andrew 5-41; Bailey, James 3-70; Fisher, Ray 3-20; Thigpen, Marcus 2-4; Payton, Bryan 2-3; Lewis, Kellen 1-16; Starr, Austin 1-9; Sexton, Nick 1-7. Oklahoma State-Bryant, Dez 9-117; Bowman, Adarius 6-74; Pettigrew, Brandon 3-39; Newton, Seth 2-24; Savage, Dantrell 2-1; Hunter, Kendall 1-24; Waller, Justin 1-23.

INTERCEPTIONS: IU-Polk, Nick 1-0. Oklahoma State-None.

FUMBLES: IU-None. Oklahoma State-Bryant, Dez 1-0; Bowman, Adarius 1-1; Robinson, Zac 1-0.

2008 HOLIDAY BOWL	
DECEMBER 30, 2008 SAN DIEGO, CALIF.	
OKLAHOMA STATE	31
OREGON	42

SAN DIEGO, Calif. - Oklahoma State quarterback Zac Robinson passed for a Cowboy bowl-record 329 yards despite playing most of the second half with a separated throwing shoulder and receiver Dez Bryant set a new Holiday Bowl record with 13 receptions for 167 yards and a touchdown despite badly injuring his left ankle in the second quarter, but it was not enough to push the Cowboys to victory over No. 15 Oregon, who won the 2008 Pacific Life Holiday Bowl, 42-31.



Behind Robinson and Bryant, the Cowboys raced out to a 17-7 lead after the first quarter, but the game changed when Bryant went down with his injury in the second. Neither team was able to muster any points in the second quarter, but a 91-yard kick return by Oregon's Walter Thurmond to open the second half led to a 1-yard touchdown run by Duck quarterback Jeremiah Masoli. Oregon took the lead later in the quarter after Masoli struck with a 41-yard touchdown run.

Playing with a debilitating shoulder injury for most of the third quarter and the entire fourth quarter, Robinson was gutsy in bringing the Cowboys back for two more touchdown drives, but the Oregon defense made the stops it needed down the stretch to seal the Duck victory.

Oregon was clearly the more physical team on both sides of the ball, with running back Jeremiah Johnson (119 rushing yards) and Masoli (106 rushing yards) both going crossing the century mark in the game.

Playing after having his knee scoped after the regular-season finale vs. Oklahoma, Cowboy running back Kendall Hunter was clearly not himself with 13 carries for only 37 yards. He did punch in a pair of touchdowns from three yards and four yards, respectively.

Score by Quarters	1	2	3	4	Score
Oklahoma State	17	0	7	7	31
Oregon	7	0	21	14	42

SCORING PLAYS

1st - 10:54 - OSU - Bailey, Dan 45 yd field goal
 1st - 04:09 - OSU - Bryant 33 yd pass from Robinson (Bailey kick)
 1st - 03:51 - ORE - Johnson, J. 76 yd run (Flint, Morgan kick)
 1st - 01:03 - OSU - Hunter, Kendall 3 yd run (Bailey, Dan kick)
 3rd - 14:15 - ORE - Masoli, J. 1 yd run (Flint, Morgan kick)
 3rd - 08:02 - ORE - Masoli, J. 41 yd run (Flint, Morgan kick)
 3rd - 05:08 - OSU - Hunter, Kendall 4 yd run (Bailey, Dan kick)
 3rd - 00:21 - ORE - Masoli, J. 17 yd run (Flint, Morgan kick)
 4th - 12:13 - OSU - Robinson, Zac 1 yd run (Bailey, Dan kick)
 4th - 10:26 - ORE - Williams 20 yd pass from Masoli (Flint kick)
 4th - 03:01 - ORE - Blount, L. 29 yd run (Flint, Morgan kick)

	OSU	ORE
FIRST DOWNS	27	22
RUSHES-YARDS (NET)	37-119	40-307
PASSING YDS (NET)	350	258
Passes Att-Comp-Int	51-28-2	32-18-1
TOTAL OFFENSE PLAYS-YARDS	88-469	72-565
Fumble Returns-Yards	1-4	0-0
Punt Returns-Yards	0-0	3-34
Kickoff Returns-Yards	6-107	6-201
Interception Returns-Yards	1-0	2-39
Punts (Number-Avg)	5-35.6	2-33.0
Fumbles-Lost	0-0	2-1
Penalties-Yards	5-41	3-35
Possession Time	36:26	23:34
Third-Down Conversions	4 of 15	6 of 13
Fourth-Down Conversions	1 of 3	1 of 3
Red-Zone Scores-Chances	3-4	3-5
Sacks By: Number-Yards	2-19	2-8

RUSHING: Oklahoma State-Robinson, Zac 16-54; Hunter, Kendall 13-37; Toston, Keith 8-28. ORE-Johnson, J. 12-119; Masoli, J. 16-106; Blount, L. 7-74; Holland, Jamere 1-8; Crenshaw, Andre 1-3; Scott, Terence 1-2; TEAM 1-minus 1; Maehl, Jeff 1-minus 4.

PASSING: Oklahoma State-Robinson, Zac 27-50-2-329; Bowling, Bo 1-1-0-21. ORE-Masoli, J. 18-32-1-258.

RECEIVING: Oklahoma State-Bryant, Dez 13-167; Pettigrew, Brandon 6-51; Davis, Damian 3-66; Hunter, Kendall 2-12; Toston, Keith 2-5; Bowling, Bo 1-28; Robinson, Zac 1-21. ORE-Scott, Terence 8-125; Williams, J. 3-52; Holland, Jamere 2-45; Dickson, Ed 2-29; Maehl, Jeff 2-1; Johnson, J. 1-6.

INTERCEPTIONS: Oklahoma State-Cox, Perrish 1-0. ORE-Byrd, Jairus 1-39; Thurmond, W. 1-0.

FUMBLES: Oklahoma State-None. ORE-Maehl, Jeff 1-1; Thurmond, W. 1-0.

2010 COTTON BOWL

JANUARY 2, 2010 | ARLINGTON, TEXAS

OKLAHOMA STATE	7
OLE MISS	21

ARLINGTON, Texas - In a game dominated by defense from the start, Mississippi was a 21-7 winner over Oklahoma State in the 2010 Cotton Bowl Classic. It was the first Cotton Bowl game played at the brand-new Cowboys Stadium in Arlington, Texas.



Oklahoma State's defense recorded a goal-line stand and forced five turnovers (four interceptions and one fumble recovery), but it was not enough to overcome OSU's seven turnovers.

Senior linebacker Andre Sexton earned the game's defensive most valuable player honor by bagging 10 tackles, one tackle for loss and two interceptions. Seniors Lucien Antoine and Terrance Anderson also added interceptions and defensive end Jermiah Price recovered a fumble.

While the defense played well enough to win on most days, the OSU offense had trouble solving Ole Miss's defense. The Cowboys went three-and-out on each of their first five drives and finished the game with only nine first downs.

OSU's lone score came on a one-yard pass from running back Keith Toston to tight end Wilson Youman in the third quarter that tied the game at 7-7.

It was all Rebels from that point, however, as the Rebels scored two fourth-quarter touchdowns and forced Cowboy turnovers on each of OSU's six possessions in the final stanza to derail the Cowboys' comeback hopes.

Score by Quarters	1	2	3	4	Score
Oklahoma State	0	0	7	0	7
Ole Miss	0	7	0	14	21

SCORING PLAYS

2nd - 11:19 - MISS - McCluster, D. 86 yd run (Shene, Joshua kick)
 3rd - 07:13 - OSU - Youman 1 yd pass from Toston (Bailey kick)
 4th - 04:03 - MISS - McCluster, D. 2 yd run (Shene, Joshua kick)
 4th - 03:12 - MISS - Trahan 34 yd fumble recovery (Shene kick)

	OSU	MISS
FIRST DOWNS	9	20
RUSHES-YARDS (NET)	28-140	50-193
PASSING YDS (NET)	119	171
Passes Att-Comp-Int	32-14-4	30-15-4
TOTAL OFFENSE PLAYS-YARDS	60-259	80-364
Fumble Returns-Yards	0-0	1-34
Punt Returns-Yards	1-19	4-106
Kickoff Returns-Yards	3-61	1-4
Interception Returns-Yards	4-37	4-11
Punts (Number-Avg)	8-50.2	5-47.0
Fumbles-Lost	5-3	2-1
Penalties-Yards	6-62	10-82
Possession Time	25:23	34:37
Third-Down Conversions	2 of 13	9 of 19
Fourth-Down Conversions	0 of 2	0 of 1
Red-Zone Scores-Chances	1-3	1-4
Sacks By: Number-Yards	3-22	1-8

RUSHING: Oklahoma State-Hunter, Kendall 9-94; Toston, Keith 10-41; Robinson, Zac 8-9; TEAM 1-minus 4. Ole Miss-McCluster, D. 34-184; Davis, Enrique 3-11; Scott, Rodney 1-9; Grandy, Jesse 2-5; Powe, Jerrell 2-0; Stanley, Nathan 2-0; Team 1-minus 6; Snead, Jevan 5-minus 10.



BOWL RECAPS

PASSING: Oklahoma State-Robinson, Zac 13-31-4-118; Toston, Keith 1-1-0-1. Ole Miss-Snead, Jevan 13-23-3-168; Stanley, Nathan 2-7-1-3.


RECEIVING: Oklahoma State-Blackmon, Justin 4-45; Cooper, Josh 3-35; Hunter, Kendall 2-6; Anyiam, Hubert 1-16; Horton, Justin 1-8; Toston, Keith 1-5; Johnson, Beau 1-3; Youman, Wilson 1-1. Ole Miss-Hodge, Shay 7-112; Mccluster, D. 5-45; Grandy, Jesse 2-6; Breaux, Lionel 1-8.

INTERCEPTIONS: Oklahoma State-Sexton, Andre 2-11; Antoine, Lucien 1-26; Anderson, Terrance 1-0. Ole Miss-Lewis, Kendrick 2-6; Trahan, Patrick 1-4; Ingram, Fon 1-1.

FUMBLES: Oklahoma State-Robinson, Zac 3-2; TEAM 1-0; Anyiam, Hubert 1-1. Ole Miss-Team 1-0; Snead, Jevan 1-1.

2010 ALAMO BOWL DECEMBER 29, 2010 SAN ANTONIO, TEXAS	
OKLAHOMA STATE	36
ARIZONA	10

SAN ANTONIO - Oklahoma State capped its magical 2010 season with a 36-10 win over Arizona at the Alamo Bowl. With the victory over the Wildcats, OSU put the finishing touches on the first 11-win season in school history.



Cowboy receiver Justin Blackmon earned Alamo Bowl Offensive MVP honors after making nine catches for 117 yards and two touchdowns and safety Markelle Martin was the Defensive MVP of the game with a 62-yard interception for a score to go with four tackles and two pass breakups.

While the Oklahoma State offense - ranked No. 1 in the nation in total offense - got all the headlines and attention going into the game, it was the Cowboy defense that carried the day. OSU held the potent Arizona attack 20 points and 75 yards below its season averages. Additionally, the Cowboys forced four Wildcat turnovers and limited Arizona to 90 yards rushing.

In addition to Martin's Defensive MVP performance, OSU linebacker Orié Lemon finished with 14 tackles in helping lead a Cowboy defense that held Arizona to 10 points in the contest - the fewest points OSU had allowed in a bowl game since BYU mustered only six points against the Cowboys in the 1974 Fiesta Bowl.

The Pokes jumped on the Wildcats early and held a 23-7 lead at the 12:33 mark of the second quarter. Arizona never threatened Oklahoma State as the Cowboys tacked on another touchdown and two more field goals in the second half.

Score by Quarters	1	2	3	4	Score
Oklahoma State	17	6	10	3	36
Arizona	7	0	3	0	10

Scoring Plays

- 1st - 10:55 - OSU - Smith, Jeremy 6 yd run (Bailey, Dan kick)
- 1st - 08:46 - OSU - Blackmon 71 yd pass from Weeden (Bailey kick)
- 1st - 05:41 - ARIZ - Criner 5 yd pass from Foles (Zendejas, kick)
- 1st - 00:06 - OSU - Bailey, Dan 40 yd field goal
- 2nd - 12:33 - OSU - Martin 62 yd INT return (Bailey kick failed)
- 3rd - 09:01 - ARIZ - Zendejas, A. 42 yd field goal
- 3rd - 05:16 - OSU - Blackmon 3 yd pass from Weeden (Bailey kick)
- 3rd - 03:20 - OSU - Bailey, Dan 50 yd field goal
- 4th - 05:53 - OSU - Bailey, Dan 44 yd field goal

	OSU	ARIZ
FIRST DOWNS	17	25
RUSHES-YARDS (NET)	20-72	38-90
PASSING YDS (NET)	240	280
Passes Att-Comp-Int	41-25-0	50-32-3
TOTAL OFFENSE PLAYS-YARDS	61-312	88-370
Fumble Returns-Yards	0-0	0-0
Punt Returns-Yards	1-6	2-5
Kickoff Returns-Yards	3-76	6-180
Interception Returns-Yards	3-63	0-0
Punts (Number-Avg)	5-39.0	2-38.0
Fumbles-Lost	0-0	1-1
Penalties-Yards	6-66	8-65
Possession Time	22:29	37:31
Third-Down Conversions	4 of 13	9 of 21
Fourth-Down Conversions	0 of 1	2 of 4
Red-Zone Scores-Chances	2-2	1-3
Sacks By: Number-Yards	5-27	0-0

RUSHING: Oklahoma State-Hunter, Kendall 10-32; Smith, Jeremy 5-16; Cooper, Josh 1-15; Bowling, Bo 1-9; Randle, Joseph 2-2; TEAM 1-minus 2. Arizona-Grigsby, N. 16-59; Nwoko, G. 11-36; Antolin, K. 1-1; Criner, J. 1-1; Foles, N. 9-minus 7.

PASSING: Oklahoma State-Weeden, Brandon 25-41-0-240. Arizona-Foles, N. 32-50-3-280.

RECEIVING: Oklahoma State-Blackmon, Justin 9-117; Cooper, Josh 7-53; Bowling, Bo 3-35; Randle, Joseph 2-28; Moore, Tracy 2-13; Smith, Jeremy 1-minus 1; Hunter, Kendall 1-minus 5. Arizona-Criner, J. 9-47; Douglas, D. 6-91; Morrison, R. 6-66; Grigsby, N. 4-26; Roberts, D. 2-19; Nwoko, G. 2-11; Miller, T. 2-5; Cobb, T. 1-15.

INTERCEPTIONS: Oklahoma State-Martin, Markelle 1-62; Thomas, James 1-1; Thomas, Johnny 1-0. Arizona-None.


FUMBLES: Oklahoma State-None. Arizona-Wright, W. 1-1.

2012 FIESTA BOWL JANUARY 2, 2012 GLENDALE, ARIZ.	
STANFORD	38
OKLAHOMA STATE	41

GLENDALE, Ariz. - In a thrilling end to the 2011 season, No. 3 Oklahoma State was a 41-38 overtime winner over No. 4 Stanford in the Fiesta Bowl.

The Cowboys never led in the game until the deciding 22-yard field goal from Quinn Sharp split the uprights in overtime, but they continually answered scoring drives from the potent Cardinal offense headlined by a two-time Heisman runner-up in quarterback Andrew Luck to stay within striking range.

Receiver Justin Blackmon earned offensive MVP honors after making nine catches for 186 yards and a Fiesta Bowl-record three touchdown receptions. Perhaps his most important catch of the game was not a touchdown, but rather a 21-yard catch on fourth and three late in the game that set up the game-tying touchdown run by Joseph Randle that sent the game into overtime.



The Pokes held Stanford off the scoreboard on its final possession of regulation when Cardinal kicker Jordan Williamson hooked a 35-yard field goal attempt wide left with no time on the clock. Williamson missed from 43 yards out in overtime to set up OSU's winning drive.

Cowboy quarterback Brandon Weeden connected with one-time walk-on Colton Chelf for a 24-yard reception on the second play of OSU's overtime possession and when the officials signaled a touchdown, the Cowboy bench erupted with a mass of bodies spilling onto the field. The call was eventually reversed, sending everyone back to the sideline. Weeden then took a knee in the middle of the field to set up Sharp's game winner.

Score by Quarters	1	2	3	4	OT	Score
Stanford	7	14	7	10	0	38
Oklahoma State	0	21	3	14	3	41

Scoring Summary

- 1st - 04:16 - STAN - Montgomery 53 yd pass from Luck (Williamson kick)
- 2nd - 10:21 - STAN - Stewart 24 yd run (Williamson kick)
- 2nd - 08:50 - OSU - Blackmon 43 yd pass from Weeden (Sharp, kick)
- 2nd - 06:19 - OSU - Blackmon 67 yd pass from Weeden (Sharp, kick)
- 2nd - 02:25 - STAN - Taylor 4 yd run (Williamson kick)
- 2nd - 00:27 - OSU - Weeden 2 yd run (Sharp kick)
- 3rd - 08:22 - STAN - Ertz 16 yd pass from Luck (Williamson kick)
- 3rd - 05:21 - OSU - Sharp, Quinn 19 yd field goal
- 4th - 14:16 - STAN - Williamson, J 30 yd field goal
- 4th - 11:53 - OSU - Blackmon 17 yd pass from Weeden (Sharp kick)
- 4th - 04:34 - STAN - Taylor 1 yd run (Williamson kick)
- 4th - 02:35 - OSU - Randle, Joseph 4 yd run (Sharp, Quinn kick)
- OT - 00:00 - OSU - Sharp, Quinn 22 yd field goal

	STAN	OSU
FIRST DOWNS	27	15
RUSHES-YARDS (NET)	50-243	14-13
PASSING YDS (NET)	347	399
Passes Att-Comp-Int	31-27-1	43-30-1
TOTAL OFFENSE PLAYS-YARDS	81-590	57-412
Fumble Returns-Yards	0-0	0-0
Punt Returns-Yards	2-26	2-14
Kickoff Returns-Yards	2-48	6-171
Interception Returns-Yards	1-0	1-0
Punts (Number-Avg)	2-41.5	5-43.4
Fumbles-Lost	2-1	0-0
Penalties-Yards	6-35	1-5
Possession Time	41:47	18:13
Third-Down Conversions	8 of 14	4 of 12
Fourth-Down Conversions	0 of 0	2 of 2
Red-Zone Scores-Chances	4-5	5-5
Sacks By: Number-Yards	1-9	2-14

RUSHING: Stanford-Taylor, S 35-177; Stewart, J 3-65; Gaffney, T 4-4; Meinken, G 2-2; TEAM 1-minus 1; Wilkerson, A 1-minus 1; Luck, A 4-minus 3. Oklahoma State-Randle, Joseph 10-23; Smith, Jeremy 1-1; TEAM 1-minus 4; Weeden, Brandon 2-minus 7.

PASSING: Stanford-Luck, A 27-31-1-347. Oklahoma State-Weeden, Brandon 30-43-1-399.

RECEIVING: Stanford-Montgomery, T 7-120; Whalen, G 7-85; Ertz, Z 4-38; Taylor, S 3-21; Fleener, C 2-19; Stewart, J 1-25; Toilolo, L 1-18; Gaffney, T 1-16; Hewitt, R 1-5. Oklahoma State-Blackmon, J. 9-186; Cooper, Josh 7-55; Chelf, Colton 5-97; Randle, Joseph 5-28; Anderson, I. 2-10; Harrison, M. 1-16; Smith, Jeremy 1-7.

INTERCEPTIONS: Stanford-Brown, T 1-0. Oklahoma State-Gilbert, Justin 1-0.

FUMBLES: Stanford-Meinken, G 1-1; Montgomery, T 1-0. Oklahoma State-None.




BOWL RECAPS

2013 HEART OF DALLAS BOWL

JANUARY 1, 2013 | DALLAS, TEXAS

PURDUE	14
OKLAHOMA STATE	58

DALLAS, Texas - Oklahoma State secured its third consecutive post-season victory when it steamrolled to a 58-14 win over Purdue in the Heart of Dallas Bowl played at Cotton Bowl Stadium.



The most popular storyline entering the game was the question of if the Cowboys, who tied for third in the Big 12, would be motivated to face a Purdue squad that needed wins in each of its final three regular-season games just to secure bowl eligibility. OSU answered that question emphatically by jumping out to a 45-0 lead before finally surrendering a Boilermaker touchdown late in the third quarter.

Another primary question entering the contest was if the Cowboy offense could operate smoothly without coordinator and playcaller Todd Monken, who left the team to take the head coaching position at Southern Miss after the regular season ended. With head coach Mike Gundy stepping in to call plays, OSU answered the doubters by registering the most lopsided margin of victory in any game during the 2012 bowl season.

The Cowboy offense had little trouble putting points on the board, thanks largely to the OSU defense snatching a season-high five turnovers in the contest and regularly setting the offense up with favorable field position.

Score by Quarters	1	2	3	4	Score
Purdue	0	0	7	7	14
Oklahoma State	14	14	17	13	58

Scoring Summary

- 1st - 08:02 - OSU - Moore, C. 4 yd pass from Chelf (Sharp kick)
- 1st - 06:43 - OSU - Jackson 7 yd pass from Chelf (Sharp kick)
- 2nd - 14:22 - OSU - Seaton 16 yd pass from Walsh (Sharp kick)
- 2nd - 05:12 - OSU - Smith, Jeremy 5 yd run (Sharp kick)
- 3rd - 14:09 - OSU - Lowe 37 yd fumble recovery (Sharp kick)
- 3rd - 07:15 - OSU - Sharp, Quinn 20 yd field goal
- 3rd - 04:28 - OSU - Anderson 37 yd pass from Chelf (Sharp kick)
- 3rd - 00:18 - PUR - Cottom 32 yd pass from Marve (McCartney kick)
- 4th - 11:21 - OSU - Sharp, Quinn 21 yd field goal
- 4th - 08:32 - OSU - Webb, Blake 37 yd pass from Walsh (Sharp kick)
- 4th - 06:27 - OSU - Sharp, Quinn 42 yd field goal
- 4th - 02:52 - PUR - Thomas 16 yd pass from Marve (McCartney kick)

	PUR	OSU
FIRST DOWNS	18	28
RUSHES-YARDS (NET)	38-155	41-213
PASSING YDS (NET)	212	311
Passes Att-Comp-Int	34-21-2	34-25-0
TOTAL OFFENSE PLAYS-YARDS	72-367	75-524
Fumble Returns-Yards	0-0	2-48
Punt Returns-Yards	0-0	2-73
Kickoff Returns-Yards	7-160	3-61
Interception Returns-Yards	0-0	2-15
Punts (Number-Avg)	4-38.8	3-52.7
Fumbles-Lost	6-3	0-0
Penalties-Yards	4-45	7-62
Possession Time	32:52	27:08
Third-Down Conversions	5 of 15	4 of 12
Fourth-Down Conversions	2 of 3	1 of 1
Red-Zone Scores-Chances	1-2	6-6
Sacks By: Number-Yards	2-14	3-10



RUSHING: Purdue-Shavers, Akeem 14-93; Marve, Robert 10-20; Webster, Cody 1-16; Bolden, Ralph 8-15; Cottom, Brandon 2-8; McCartney, Sam 1-4; Freytag, Kurt 1-1; TEAM 1-minus 2. Oklahoma State-Randle, Joseph 17-66; Roland, Desmond 9-51; Smith, Jeremy 6-40; Stewart, Josh 1-21; Muncrief, Caleb 3-14; Walsh, J.W. 1-13; Chelf, Clint 4-8.

PASSING: Purdue-Marve, Robert 21-34-2-212. Oklahoma State-Chelf, Clint 17-22-0-197; Walsh, J.W. 5-7-0-86; Lunt, Wes 1-3-0-12; Stewart, Josh 1-1-0-15; Randle, Joseph 1-1-0-1.

RECEIVING: Purdue-Ross, O.J. 5-29; Shavers, Akeem 4-54; Holmes, Gabe 4-26; Thomas, Tommie 3-28; Macarthy, D. 2-11; Cottom, Brandon 1-32; Edison, A. 1-27; Bolden, Ralph 1-5. Oklahoma State-Anderson, Isaiah 5-78; Stewart, Josh 5-56; Moore, Charlie 4-42; Hays, Austin 4-25; Webb, Blake 2-51; Jackson, Blake 2-33; Seaton, Jeremy 1-16; Rockwell, Nick 1-9; Chelf, Clint 1-1.

INTERCEPTIONS: Purdue-None. Oklahoma State-Gary, Shamiel 1-8; May, Andrae 1-7.

FUMBLES: Purdue-Marve, Robert 3-0; Shavers, Akeem 1-1; Holmes, Gabe 1-1; Ross, O.J. 1-1. Oklahoma State-None.

2014 COTTON BOWL

JAN. 3, 2014 | ARLINGTON, TX

OKLAHOMA STATE	31
MISSOURI	41

ARLINGTON, Texas - Trailing by three points with one minute left in the game, Oklahoma State drove to the Missouri 23 and was in position to either tie or take the lead, but a sack by Southeastern Conference Defensive Player of the Year Michael Sam generated a fumble that was recovered by Shane Ray and returned 73 yards for a touchdown to cap the Tigers'



41-31 win over Oklahoma State in the 2014 AT&T Cotton Bowl.

For the most part, both teams' respective defenses controlled the game, with Missouri holding a 17-14 lead after three quarters. The offenses got uncorked in a wild fourth quarter, however, with the two teams combining for 41 points, two ties and four lead changes in the final stanza alone.

OSU quarterback Clint Chelf set an AT&T Cotton Bowl Classic record with 377 passing yards, and with 151 passing yards and 60 rushing yards coming in the fourth quarter. Chelf appeared poised to lead the Cowboys to victory on that final drive, but Sam's sack changed everything.

OSU's most recognizable players were at the forefront in the game, with consensus All-America cornerback Justin Gilbert recording an interception, receiver Tracy Moore making seven catches for 100 yards (including a diving, fully-extended grab late in the game that may have been the best catch of his career), and Josh Stewart adding eight catches for 80 yards and a touchdown. Safety Daytawion Lowe broke up a career-high three passes and defensive tackle Calvin Barnett had two tackles for loss and a sack.

Though the game marked the 52nd all-time meeting between the two longtime Big Eight and Big 12 rivals, it was the first in a bowl game following Missouri's move to the SEC in 2012.

Score by Quarters	1	2	3	4	Score
Oklahoma State	7	0	7	17	31
Missouri	7	10	0	24	41

Scoring Summary

- 1st - 03:00 - MU - Josey, Henry 3 yd run (Baggett, Andrew kick)
- 1st - 01:44 - OSU - Stewart 40 yd pass from Chelf (Grogan kick)
- 2nd - 10:20 - MU - Lucas, M. 24 yd pass from Mauk (Baggett kick)
- 2nd - 00:00 - MU - Baggett, Andrew 35 yd field goal
- 3rd - 02:10 - OSU - Seales 21 yd pass from Chelf, Clint (Grogan kick)
- 4th - 13:32 - OSU - Grogan, Ben 25 yd field goal
- 4th - 11:32 - MU - Josey, Henry 25 yd run (Baggett, Andrew kick)
- 4th - 09:51 - OSU - Chelf, Clint 23 yd run (Grogan, Ben kick)
- 4th - 06:29 - MU - Baggett, Andrew 46 yd field goal
- 4th - 05:04 - OSU - Roland, Desmond 2 yd run (Grogan, Ben kick)
- 4th - 03:08 - MU - Josey, Henry 16 yd run (Baggett, Andrew kick)
- 4th - 00:55 - MU - Ray, Shane 73 yd fumble recovery (Baggett kick)



BOWL RECAPS

	OSU	MU
FIRST DOWNS	26	29
RUSHES-YARDS (NET)	39-171	47-256
PASSING YDS (NET)	377	206
Passes Att-Comp-Int	57-33-2	44-17-1
TOTAL OFFENSE PLAYS-YARDS	96-548	91-462
Fumble Returns-Yards	0-0	1-73
Punt Returns-Yards	3-16	3-46
Kickoff Returns-Yards	2-28	4-90
Interception Returns-Yards	1-14	2-3
Punts (Number-Avg)	8-37.2	7-41.0
Fumbles-Lost	2-1	2-2
Penalties-Yards	10-100	4-42
Possession Time	27:49	32:11
Third-Down Conversions	9 of 22	6 of 18
Fourth-Down Conversions	1 of 1	1 of 2
Red-Zone Scores-Chances	3-4	4-4
Sacks By: Number-Yards	2-16	3-20

RUSHING: Oklahoma State-Roland, Desmond 16-66; Chelf, Clint 10-52; Smith, Jeremy 7-43; Childs, Rennie 3-12; Stewart, Josh 2-7; TEAM 1-minus 9. Missouri-Josey, Henry 12-92; Mauk, Maty 3-73; Franklin, James 16-36; Murphy, Marcus 7-30; Hansbrough, Rus 9-25.

PASSING: Oklahoma State-Chelf, Clint 33-57-2-377. Missouri-Franklin, James 15-40-1-174; Mauk, Maty 2-4-0-32.

RECEIVING: Oklahoma State-Stewart, Josh 8-80; Moore, Tracy 7-100; Moore, Charlie 4-53; Ateman, Marcell 4-36; Seales, Jhajuan 3-42; Sheperd, B. 3-36; Goodlett, John 1-18; Glidden, David 1-5; Childs, Rennie 1-4; Roland, Desmond 1-3. Missouri-Green-Beckham, 4-53; Lucas, Marcus 3-46; Washington, L'D 3-40; Sasser, Bud 3-35; Josey, Henry 1-10; Hunt, Jimmie 1-8; Murphy, Marcus 1-8; Hansbrough, Rus 1-6.

INTERCEPTIONS: Oklahoma State-Gilbert, Justin 1-14. Missouri-Gaines, E.J. 1-2; Webb, Braylon 1-1.

FUMBLES: Oklahoma State-TEAM 1-0; Chelf, Clint 1-1. Missouri-Franklin, James 2-2.

2015 CACTUS BOWL JANUARY 2, 2015 | TEMPE, ARIZ.

WASHINGTON	22
OKLAHOMA STATE	30



TEMPE, Ariz. - James Castleman stole the show in providing the signature moments in Oklahoma State's 30-22 win over Washington in the 2015 TicketCity Cactus Bowl by scoring a rushing touchdown and hauling in a critical 48-yard reception late in the fourth quarter to essentially seal the victory.

The 300-pound defensive tackle was inserted into the offensive game plan for the first time in his career and rewarded the coaches by punching in the game's first score when quarterback Mason Rudolph motioned out as a receiver, leaving the big man as the lone player in the OSU backfield. He took the shotgun snap and bullied his way straight ahead into the end zone. Later in the game, with just 3:11 left and OSU holding on to



a 30-22 lead and facing an important third-and-two from its own 35 yard line, Castleman leaked out of the backfield, caught a short pass from Rudolph and rumbled 48 yards down the sideline to deal a key blow to Washington's chances.

The Cowboys established themselves as the aggressor early on, racing to a 24-0 lead at halftime, thanks largely to a passing attack that amassed 220 yards in the first two quarters. Rudolph connected on long touchdown passes to James Washington and Brandon Sheperd.

Washington got back in it during the second half and held significant momentum at the time of Castleman's long reception. The Huskies got the ball back with 43 seconds remaining in the game with a chance to potentially tie the game, but an interception by cornerback Kevin Peterson at the OSU 36 yard line sealed the Cowboy victory.

Score by Quarters	1	2	3	4	Score
Washington	0	0	14	8	22
Oklahoma State	14	10	3	3	30

Scoring Summary

- 1st - 09:53 - OSU - Castleman, James 1 yd run (Grogan kick)
- 1st - 00:16 - OSU - Washington, James 28 yd pass from Rudolph, M. (Grogan kick)
- 2nd - 09:22 - OSU - Grogan, Ben 40 yd field goal
- 2nd - 00:48 - OSU - Sheperd, B. 47 yd pass from Rudolph, M. (Grogan kick)
- 3rd - 11:48 - UW - Mickens, J 31 yd run (Van Winkle kick)
- 3rd - 01:47 - OSU - Grogan, Ben 27 yd field goal
- 3rd - 01:32 - UW - Ross, John 96 yard kickoff return (Van Winkle kick)
- 4th - 05:54 - OSU - Grogan, Ben 34 yd field goal
- 4th - 03:29 - UW - Mickens, J. 16 yd pass from Miles (Cooper pass from Miles)

	UW	OSU
FIRST DOWNS	22	22
RUSHES-YARDS (NET)	25-101	49-152
PASSING YDS (NET)	268	321
Passes Att-Comp-Int	40-25-1	27-18-1
TOTAL OFFENSE PLAYS-YARDS	65-369	76-473

Fumble Returns-Yards	0-0	0-0
Punt Returns-Yards	1-0	1-7
Kickoff Returns-Yards	7-183	4-83
Interception Returns-Yards	1-44	1-11
Punts (Number-Avg)	5-37.6	4-37.8
Fumbles-Lost	2-1	2-1
Penalties-Yards	7-70	7-50
Possession Time	24:15	35:45
Third-Down Conversions	4 of 12	4 of 15
Fourth-Down Conversions	0 of 2	2 of 2
Red-Zone Scores-Chances	1-1	3-4
Sacks By: Number-Yards	3-20	2-18

RUSHING: Washington-Washington, Dw. 13-42; Mickens, Jaydon 1-31; Miles, Cylar 9-27; Cooper, Deontae 2-1. Oklahoma State-Roland, Desmond 32-123; Childs, Rennie 9-33; Sheperd, Brandon 2-11; Castleman, James 1-1; TEAM 1-minus 1; Rudolph, Mason 4-minus 15.

PASSING: Washington-Miles, Cylar 25-38-1-268; Lindquist, Jeff 0-1-0-0; Team 0-1-0-0. Oklahoma State-Rudolph, Mason 17-26-1-299; Sheperd, Brandon 1-1-0-22.

RECEIVING: Washington-Mickens, Jaydon 7-82; Williams, Kasen 5-73; Washington, Dw. 4-21; Daniels, Darrell 2-34; Pettis, Dante 2-26; Perkins, Joshua 2-18; Hall, Marvin 2-3; Taylor, Kendyl 1-11. Oklahoma State-Sheperd, Brandon 5-98; Seaton, Jeremy 4-40; Washington, James 2-33; Glidden, David 2-30; Castleman, James 1-48; Rudolph, Mason 1-22; Seales, Jhajuan 1-20; Childs, Rennie 1-16; Jarwin, Blake 1-14.

INTERCEPTIONS: Washington-Baker, Budda 1-44. Oklahoma State-Peterson, Kevin 1-11.

FUMBLES: Washington-Timu, John 1-1; Washington, Dw. 1-0. Oklahoma State-Rudolph, Mason 1-1; Sheperd, Brandon 1-0.



BOWL RECAPS

2016 SUGAR BOWL

JAN. 1, 2016 | NEW ORLEANS, LA.

OKLAHOMA STATE	20
OLE MISS	48



NEW ORLEANS - Oklahoma State had chances to assert itself as the aggressor early on, but the opportunities got away and Ole Miss then took charge en route to claiming a 48-20 win over the Big 12 runner-up Cowboys in the Mercedes Benz Superdome.

Playing in front of a very partisan Ole Miss crowd, OSU forced a turnover on the opening possession of the game and started its second

drive in Ole Miss territory, but was only able to muster three points from those two opening possessions. From that point on, the Rebels rattled off 27 unanswered points - 24 of which came in the second quarter - and put the game out of reach.

The Ole Miss defense controlled the trenches, racking up 12 tackles for loss and limiting Oklahoma State to 63 rushing yards, 74 of which came from quarterback J.W. Walsh. OSU's running backs had a combined 14 carries for 15 yards in the game and the Rebels recorded three sacks.

The stars of the game were Ole Miss quarterback Chad Kelly, who completed 21-of-33 passes for 302 yards and four touchdowns, and receiver Laquon Treadwell, who caught three touchdown passes from Kelly. That said, the Rebels used a balanced passing attack that included three receivers who racked up at least 70 yards through the air.

Score by Quarters	1	2	3	4	Score
Oklahoma State	3	3	7	7	20
Ole Miss	10	24	7	7	48

Scoring Summary

- 1st - 04:52 - OSU - Grogan, Ben 26 yd field goal
- 1st - 02:15 - MISS - Gary Wunderlich 34 yd field goal
- 1st - 00:20 - MISS - Core 31 yd pass from Kelly (Wunderlich kick)
- 2nd - 11:28 - MISS - L. Treadwell 34 yd pass from Kelly (Wunderlich kick)
- 2nd - 06:58 - MISS - L. Treadwell 10 yd pass from Kelly (Wunderlich kick)
- 2nd - 03:39 - MISS - Gary Wunderlich 38 yd field goal
- 2nd - 01:22 - OSU - Grogan, Ben 31 yd field goal
- 2nd - 00:00 - MISS - Laremy Tunsil 2 yd run (Wunderlich kick)
- 3rd - 04:26 - MISS - Jordan Wilkins 36 yd run (Wunderlich kick)
- 3rd - 01:11 - OSU - Walsh, J.W. 2 yd run (Grogan, Ben kick)
- 4th - 13:04 - MISS - L. Treadwell 14 yd pass from Kelly (Wunderlich kick)
- 4th - 03:03 - OSU - Walsh, J.W. 8 yd run (Grogan, Ben kick)

	OSU	MISS
FIRST DOWNS	20	28
RUSHES-YARDS (NET)	30-63	37-207
PASSING YDS (NET)	303	347
Passes Att-Comp-Int	45-27-0	35-22-1
TOTAL OFFENSE PLAYS-YARDS	75-366	72-554
Fumble Returns-Yards	0-0	0-0
Punt Returns-Yards	2-3	2-0
Kickoff Returns-Yards	1-11	5-113
Interception Returns-Yards	1-28	0-0
Punts (Number-Avg)	7-38.1	4-45.8
Fumbles-Lost	2-1	1-0
Penalties-Yards	7-77	5-75
Possession Time	31:53	28:07
Third-Down Conversions	6 of 16	6 of 13
Fourth-Down Conversions	0 of 1	0 of 0
Red-Zone Scores-Chances	4-5	5-6
Sacks By: Number-Yards	2-16	3-26

RUSHING: Oklahoma State-Walsh, J.W. 10-74; Carson, Chris 10-13; Taylor, Raymond 1-3; Childs, Rennie 3-minus 1; TEAM 1-minus 3; Rudolph, Mason 5-minus 23. Ole Miss-Chad Kelly 10-73; Jordan Wilkins 5-48; Akeem Judd 7-43; Jaylen Walton 8-40; Eugene Brazley 4-11; Laremy Tunsil 1-2; Ryan Buchanan 1-minus 4; Team 1-minus 6.

PASSING: Oklahoma State-Rudolph, Mason 18-31-0-179; Walsh, J.W. 9-14-0-124. Ole Miss-Chad Kelly 21-33-1-302; L. Treadwell 1-1-0-45; Ryan Buchanan 0-1-0-0.

RECEIVING: Oklahoma State-Ateman, Marcell 5-70; Carson, Chris 4-59; Glidden, David 4-59; Sheperd, Brandon 3-35; McCleskey, Jalen 3-24; Jarwin, Blake 3-10; Seaton, Jeremy 1-18; Washington, James 1-10; Veatch, Zac 1-9; Seales, Hajuuan 1-9; Carr, Jeff 1-0. Ole Miss-Evan Ingram 6-96; L. Treadwell 6-71; Cody Core 4-91; Markell Pack 2-10; Jordan Wilkins 1-45; Q. Adebeyejo 1-23; Derrick Jones 1-13; Jaylen Walton 1-minus 2.

INTERCEPTIONS: Oklahoma State-Lampkin, Ashton 1-28. Ole Miss-None.

FUMBLES: Oklahoma State-McCleskey, Jalen 1-1; Carson, Chris 1-0. Ole Miss-Ryan Buchanan 1-0.

2016 ALAMO BOWL

DEC. 29, 2016 | SAN ANTONIO, TX

OKLAHOMA STATE	38
COLORADO	8



SAN ANTONIO - This one was never in doubt. It didn't matter that Colorado was the champion of the Pac-12 South division. It didn't matter that the Buffaloes were the higher-ranked team in the College Football Playoff standings (the Buffs were No. 10 and Oklahoma State was No. 12). It didn't matter that Colorado was favored to win by the Las Vegas oddsmakers. The Cowboys owned the trenches on both sides of the ball and were the more physical team by a landslide.

How dominant was Oklahoma State? The Cowboys held a 30-0 lead with under six minutes remaining in the fourth quarter before Colorado scored its first points of the game.

Going in, the game was billed as one of the best matchups of the 2016 bowl season. It was the only game outside of the New Year's Six bowls that matched a pair of top-15 opponents. The highlighted matchup was Oklahoma State's explosive pass offense against a Colorado pass defense that entered the game ranked third in the FBS in pass efficiency defense and 13th in the nation by allowing only 182.5 passing yards per game. It was strength vs. strength.

What actually happened was much different than the pundits expected. Three of CU's four starters in the secondary earned All-Pac-12 honors, so the Buffs were comfortable in trying to single-cover OSU's standout receiver James Washington. That was

proven to be a mistake, as Washington hauled in nine receptions for 171 yards in not even three full quarters of play (he had to leave early due to a hand injury suffered in the game). Quarterback Mason Rudolph carved the vaunted Buffaloes secondary up, completing 22-of-32 passes for 314 yards with three touchdowns and no interceptions.

The Cowboy defense was equally dominant, pitching a shutout for more than 53 minutes and holding the Buffs to 62 rushing yards on 29 attempts (2.1 yards per carry).

Score by Quarters	1	2	3	4	Score
Oklahoma State	3	14	14	7	38
Colorado	0	0	0	8	8

Scoring Summary

- 1st - 10:17 - OSU - Grogan, Ben 28 yd field goal
- 2nd - 11:15 - OSU - Carson, Chris 10 yd run (Grogan, Ben kick)
- 2nd - 07:00 - OSU - Washington, 5 yd pass from Rudolph (Grogan, kick)
- 3rd - 05:42 - OSU - Jarwin, B. 6 yd pass from Rudolph, M. (Grogan kick)
- 3rd - 00:05 - OSU - Seales, J. 23 yd pass from Rudolph, M. (Grogan kick)
- 4th - 05:28 - CU - Liufau, Sefo 6 yd run (Lindsay, P. pass from Liufau)
- 4th - 03:44 - OSU - Hill, Justice 37 yd run (Grogan, Ben kick)

	OSU	CU
FIRST DOWNS	24	18
RUSHES-YARDS (NET)	41-189	29-62
PASSING YDS (NET)	338	256
Passes Att-Comp-Int	33-23-0	38-22-1
TOTAL OFFENSE PLAYS-YARDS	74-527	67-318
Fumble Returns-Yards	0-0	0-0
Punt Returns-Yards	0-0	1-6
Kickoff Returns-Yards	1-6	3-64
Interception Returns-Yards	1-1	0-0
Punts (Number-Avg)	4-47.8	6-41.3
Fumbles-Lost	0-0	3-0
Penalties-Yards	5-42	5-35
Possession Time	32:24	27:36
Third-Down Conversions	7 of 14	6 of 16
Fourth-Down Conversions	1 of 1	1 of 3
Red-Zone Scores-Chances	4-5	1-2
Sacks By: Number-Yards	3-20	1-2

RUSHING: Oklahoma State-Hill, Justice 19-100; Carson, Chris 11-61; Sanders, Barry J. 2-11; Childs, Rennie 4-7; Rudolph, Mason 4-7; Seales, Hajuuan 1-3. Colorado-Lindsay, Philli 14-63; MacIntyre, Jay 1-1; Montez, Steven 1-0; Liufau, Sefo 13-minus 2.

PASSING: Oklahoma State-Rudolph, Mason 22-32-0-314; Carson, Chris 1-1-0-24. Colorado-Liufau, Sefo 18-29-0-195; Montez, Steven 4-9-1-61.

RECEIVING: Oklahoma State-Washington, James 9-171; McCleskey, Jalen 4-50; Seales, Hajuuan 3-43; Hays, Austin 3-19; Jarwin, Blake 2-20; Rudolph, Mason 1-24; Lacy, Chris 1-11. Colorado-Lindsay, Philli 6-103; Fields, Shay 4-38; Bobo, Bryce 3-25; Ross, Devin 3-22; Walker, Lee 2-23; MacIntyre, Jay 2-22; Irwin, Sean 1-15; Lee, Donovan 1-8.

INTERCEPTIONS: Oklahoma State-Lampkin, Ashton 1-1. Colorado-None.

FUMBLES: Oklahoma State-None. Colorado-Lindsay, Philli 1-0; Oliver, Isaiah 1-0; Julmisse, Anthon 1-0.





BOWL RECORDS

INDIVIDUAL SINGLE-GAME RECORDS

PASSING YARDS

Yds	Name	Bowl	Comp	Att	TD
1. 399	Brandon Weeden, Sr.	2012 Fiesta	30	43	3
2. 377	Clint Chelf, Sr.	2014 Cotton	33	57	2
3. 329	Zac Robinson, Jr.	2008 Holiday	27	50	1
4. 315	Mike Gundy, Jr.	1988 Holiday	20	24	2
5. 314	Mason Rudolph, Jr.	2016 Alamo	22	32	3
6. 310	Josh Fields, So.	2002 Houston	21	40	2
7. 307	Josh Fields, Jr.	2004 Cotton	21	33	1
8. 302	Zac Robinson, So.	2007 Insight	24	34	3
9. 299	Mason Rudolph, Fr.	2015 Cactus	17	26	2
10. 251	Ronnie Williams, So.	1985 Gator	21	43	2

RUSHING YARDS

Yds	Name	Bowl	Att	TD
1. 222	Barry Sanders, Jr.	1988 Holiday	29	5
2. 178	Bob Fenimore, Jr.	1945 Cotton	21	2
3. 173	Terry Miller, Jr.	1976 Tangerine	23	4
4. 160	Tatum Bell, Jr.	2002 Houston	13	1
5. 157	Thurman Thomas, Sr.	1987 Sun	33	4
6. 155	Thurman Thomas, Fr.	1984 Gator	32	1
7. 143	Ernest Anderson, Sr.	1983 Bluebonnet	27	1
8. 130	Forrest Campbell, Jr.	1958 Bluegrass	26	0
9. 125	Bob Fenimore, Sr.	1946 Sugar	25	2
10. 123	Desmond Roland, Sr.	2015 Cactus	32	0

RECEIVING YARDS

Yds	Name	Bowl	Rec	TD
1. 223	Rashaun Woods, Sr.	2004 Cotton	11	1
2. 186	Justin Blackmon, Jr.	2012 Fiesta	9	3
3. 171	James Washington, Jr.	2016 Alamo	9	1
4. 167	Dez Bryant, So.	2008 Holiday	13	1
5. 164	Rashaun Woods, Jr.	2002 Houston	9	1
6. 163	Hart Lee Dykes, Sr.	1988 Holiday	10	1
7. 117	Justin Blackmon, So.	2010 Alamo	9	2
	Dez Bryant, Fr.	2007 Insight	9	2
9. 104	Hart Lee Dykes, Fr.	1985 Gator	8	1
10. 103	Cecil Hankins, Jr.	1945 Cotton	4	0

RECEPTIONS

Rec	Name	Bowl	Yards
1. 13	Dez Bryant, So.	2008 Holiday	167
2. 11	Rashaun Woods, Sr.	2004 Cotton	223
3. 10	Hart Lee Dykes, Sr.	1988 Holiday	163
4. 9	James Washington, Jr.	2016 Alamo	171
	Justin Blackmon, Jr.	2012 Fiesta	186
	Justin Blackmon, So.	2010 Alamo	117
	Rashaun Woods, Jr.	2002 Houston	164
	Dez Bryant, Fr.	2007 Insight	117
9. 8	Josh Stewart, Jr.	2014 Cotton	80
	Hart Lee Dykes, Fr.	1985 Gator	104
	Barry Hanna, Sr.	1984 Gator	92

SCORING

Pts.	Name	Bowl
1. 30	Barry Sanders, Jr., TB	1988 Holiday
2. 24	Thurman Thomas, Sr., TB	1987 Sun
	Terry Miller, Jr., TB	1976 Tangerine
4. 18	Justin Blackmon, Jr., WR	2012 Fiesta
5. 16	Quinn Sharp, Sr., PK	2013 Heart of Dallas
6. 15	Luke Phillips, Jr., PK	2002 Houston
7. 14	Cary Blanchard, So., PK	1988 Holiday
	Duane Wood, Sr., HB	1958 Bluegrass
9. 12	J.W. Walsh, Sr., QB	2016 Sugar
	Ben Grogan, So., K	2015 Cactus
	Dan Bailey, Sr., K	2010 Alamo
	Justin Blackmon, So., WR	2010 Alamo
	Kendall Hunter, So., RB	2008 Holiday
	Dez Bryant, Fr., WR	2007 Insight
	Zac Robinson, So., QB	2007 Insight
	Keith Toston, Fr., RB	2006 Independence
	Vernand Moresency, So., HB	2004 Cotton
	Bob Fenimore, Jr., E	1945 Cotton
	Bob Fenimore, Sr., E	1946 Sugar

TEAM SINGLE-GAME RECORDS

OFFENSE

Most Points	62 vs. Wyoming	1988 Holiday
Most Points/Quarter	28 vs. Wyoming	1988 Holiday
Most First Downs	34 vs. Wyoming	1988 Holiday
Most Rushing Yards	375 vs. BYU	1976 Tangerine
Most Passing Yards	399 vs. Stanford	2012 Fiesta
Total Offense	698 vs. Wyoming	1988 Holiday

DEFENSE

Fewest Points Allowed	0 vs. TCU	1945 Cotton
Fewest First Downs Allowed	5 vs. TCU	1945 Cotton
Fewest Rush Yards Allowed	33 vs. Wyoming	1988 Holiday
Fewest Pass Yards Allowed	31 vs. TCU	1945 Cotton
Fewest Total Yards Allowed	109 vs. TCU	1945 Cotton

OPPONENT

Most Points	48 by Ole Miss	2016 Sugar
Most Points/Quarter	24 by Missouri	2014 Cotton
	24 by Ole Miss	2016 Sugar
Most First Downs	31 by Florida State	1985 Gator
Most Rushing Yards	331 by West Virginia	1987 Sun
Most Passing Yards	347 by Stanford	2012 Fiesta
	347 by Ole Miss	2016 Sugar
Total Offense	590 by Stanford	2012 Fiesta

INDIVIDUAL CAREER RECORDS

PASSING YARDS

Yds	Name	G	Comp	Att	TD
1. 792	Mason Rudolph	3	57	89	5
2. 749	Zac Robinson	4	64	115	4
3. 639	Brandon Weeden	2	55	84	5
4. 617	Josh Fields	2	42	73	3
5. 574	Clint Chelf	2	50	79	5
6. 529	Rusty Hilger	3	40	93	3
7. 476	Mike Gundy	2	32	42	3
8. 251	Ronnie Williams	1	21	43	2
9. 212	Bob Fenimore	2	10	24	1
	Bobby Reid	1	15	29	1

RUSHING YARDS

Yds	Name	G	Att	TD
1. 409	Thurman Thomas	3	91	5
2. 241	Barry Sanders	2	35	5
3. 240	Desmond Roland	3	57	1
4. 212	Dantrell Savage	2	32	2
5. 206	Tatum Bell	2	27	2
6. 196	Kendall Hunter	4	40	2
7. 188	Bob Fenimore	2	43	4
8. 172	Terry Miller	2	24	4
9. 163	Ernest Anderson	2	32	2
10. 138	Zac Robinson	4	40	2

RECEIVING YARDS

Yds	Name	G	Rec	TD
1. 387	Rashaun Woods	2	20	2
2. 348	Justin Blackmon	3	22	5
3. 339	Hart Lee Dykes	3	21	2
4. 284	Dez Bryant	2	22	3
5. 214	James Washington	3	12	2
6. 169	Brandon Sheperd	3	11	1
7. 155	Brandon Pettigrew	3	13	2
8. 150	Cecil Hankins	2	6	1
9. 143	Josh Cooper	4	17	0
10. 124	Adarius Bowman	2	9	2

RECEPTIONS

Rec.	Name	G
1. 22	Justin Blackmon	3
	Dez Bryant	2
3. 21	Hart Lee Dykes	3
4. 20	Rashaun Woods	2
5. 17	Josh Cooper	4
6. 13	Josh Stewart	3
	Brandon Pettigrew	3
	James Washington	3
8. 12	Brandon Sheperd	3
9. 11	Brandon Sheperd	3
	D'Juan Woods	3

SCORING

Pts.	Name	Pos.	G	Points
1. 36	Thurman Thomas	TB	3	(6 TD)
2. 35	Ben Grogan	PK	4	(7 FG, 14 PAT)
3. 30	Justin Blackmon	WR	3	(5 TD)
	Barry Sanders	TB	2	(5 TD)
5. 27	Quinn Sharp	K	4	(4 FG, 15 PAT)
	Dan Bailey	K	4	(4 FG, 15 PAT)
7. 25	Bob Fenimore	HB	2	(4 TD, 1 PAT)
8. 24	Terry Miller	TB	1	(4 TD)
9. 19	Cary Blanchard	PK	2	(2 FG, 13 PAT)
	Luke Phillips	PK	2	(4 FG, 7 PAT)

RESULTS BY BOWL

Alamo Bowl	2-2
Bluebonnet Bowl	1-0
Bluegrass Bowl	1-0
Cactus Bowl	1-0
Cotton Bowl	1-3
Delta Bowl	0-1
Fiesta Bowl	2-0
Gator Bowl	1-1
Heart of Dallas Bowl	1-0
Holiday Bowl	1-1
Houston Bowl	1-0
Independence Bowl	1-1
Insight Bowl	1-0
Sugar Bowl	1-1
Sun Bowl	1-0
Tangerine Bowl	1-0

BOWL RECORDS VS. OPPONENTS

Alabama	1-0
Arizona	1-0
Baylor	1-0
BYU	2-0
Colorado	1-0
Florida State	1-1
Indiana	1-0
Missouri	0-1
Ohio State	0-1
Ole Miss	0-3
Oregon	0-1
Purdue	1-1
South Carolina	1-0
Southern Miss	1-0
Stanford	1-0
St. Mary's	1-0
TCU	1-0
Texas A&M	0-1
Washington	1-0
West Virginia	1-0
William & Mary	0-1
Wyoming	1-0



SEASON OPENERS AND HOME OPENERS

SEASON OPENERS: 69-41-5

Oklahoma State has an overall season-opening record of 69-41-5 including a season home-opening record of 48-7-4 and season away-opening record of 18-32-1. OSU is 3-2 opening the season at a neutral site. The Cowboys have won eight of their last nine, 11 of their last 13 and 28 of their last 36 season openers.

Year	W/L	Score	Opponent
1901	L	0-12	at Kingfisher
1903	L	0-5	at Oklahoma City
1904	L	0-23	at Chilocco
1905	T	0-0	CHILOCCO
1906	L	0-10	CENTRAL OKLAHOMA
1907	W	10-0	TONKAWA PREPS
1908	L	5-8	at Central State
1909	L	0-5	OKLAHOMA CITY HS
1910	W	35-0	KINGFISHER
1911	L	0-11	KANSAS STATE
1912	W	81-0	CENTRAL STATE
1913	W	112-3	PHILLIPS
1914	W	134-0	PHILLIPS
1915	L	6-13	at Missouri
1916	W	90-0	NORTHWESTERN (OKLA.)
1917	L	0-23	at Kansas State
1918	W	19-6	HASKELL INDIANS
1919	W	37-0	SOUTHWESTERN (OKLA.)
1920	T	7-7	SOUTHWESTERN (KAN.)
1921	W	53-0	SOUTHWESTERN (OKLA.)
1922	W	49-0	NORTHWESTERN (OKLA.)
1923	L	0-20	at Iowa
1924	W	9-0	SOUTHWESTERN (OKLA.)
1925	L	3-13	at Kansas
1926	L	3-42	at Michigan
1927	L	0-6	at Washington (Mo.)
1928	W	13-6	ST. REGIS
1929	W	12-0	NORTHWESTERN (OKLA.)
1930	W	12-0	WICHITA
1931	W	34-9	BETHANY (KAN.)
1932	W	13-0	PHILLIPS
1933	W	20-12	CENTRAL OKLAHOMA
1934	W	12-0	OKLAHOMA BAPTIST
1935	W	6-0	OKLAHOMA CITY
1936	L	6-9	at Oklahoma City
1937	W	14-8	at Wichita State
1938	W	23-12	CENTRAL OKLAHOMA
1939	L	0-32	at Texas A&M
1940	W	25-6	CENTRAL OKLAHOMA
1941	L	0-19	at Oklahoma
1942	T	0-0	OKLAHOMA
1943	W	21-13	vs. Texas Tech (in OKC)
1944	W	41-6	WEST TEXAS
1945	W	19-14	at Arkansas
1946	W	40-7	DENVER
1947	W	12-0	at Kansas State
1948	W	27-14	at Wichita State
1949	T	33-33	at TCU
1950	W	12-7	at Arkansas
1951	L	7-42	ARKANSAS
1952	L	20-22	at Arkansas
1953	W	20-0	HARDIN-SIMMONS
1954	W	14-6	at Wyoming
1955	L	0-21	at Arkansas
1956	W	27-7	at Kansas State
1957	L	0-12	at Arkansas

1958	W	31-14	at Denver
1959	L	9-22	CINCINNATI
1960	L	0-9	at Arkansas
1961	L	7-14	at Iowa State
1962	L	7-34	at Arkansas
1963	L	0-21	at Arkansas
1964	L	10-14	at Arkansas
1965	L	14-28	at Arkansas
1966	L	10-14	at Arkansas
1967	T	0-0	AIR FORCE
1968	L	15-32	at Arkansas
1969	L	0-39	at Arkansas
1970	L	13-14	at Mississippi State
1971	W	26-7	MISSISSIPPI STATE
1972	W	21-3	TEXAS-ARLINGTON
1973	W	56-7	TEXAS-ARLINGTON
1974	W	59-0	WICHITA STATE
1975	W	34-0	WICHITA STATE
1976	W	33-21	TULSA
1977	W	34-17	at Tulsa
1978	L	10-20	at Wichita State
1979	W	25-7	NORTH TEXAS
1980	L	19-20	WEST TEXAS A&M
1981	W	23-21	TULSA
1982	W	27-6	NORTH TEXAS
1983	W	20-13	NORTH TEXAS
1984	W	45-3	at Arizona State
1985	W	31-17	at Washington
1986	W	21-20	at Louisiana-Lafayette
1987	W	39-28	TULSA
1988	W	52-20	MIAMI (OHIO)
1989	L	10-20	at Tulsa
1990	W	10-3	TULSA
1991	L	7-13	at Tulsa
1992	W	35-3	INDIANA STATE
1993	W	45-7	MISSOURI STATE
1994	W	31-14	at Northern Illinois
1995	L	21-64	NEBRASKA
1996	W	23-20	MISSOURI STATE
1997	W	21-14	at Iowa State
1998	W	38-28	at Kansas
1999	W	24-7	LOUISIANA-LAFAYETTE
2000	W	36-26	at Tulsa
2001	L	9-17	at Southern Miss
2002	L	36-39	vs. Louisiana Tech (Shreveport)
2003	L	7-17	at Nebraska
2004	W	31-20	at UCLA
2005	W	15-10	MONTANA STATE
2006	W	52-10	MISSOURI STATE
2007	L	14-35	at Georgia
2008	W	39-13	vs. Washington State (Seattle)
2009	W	24-10	GEORGIA
2010	W	65-17	WASHINGTON STATE
2011	W	61-34	LOUISIANA
2012	W	84-0	SAVANNAH STATE
2013	W	21-3	vs. Mississippi State (Houston)
2014	L	31-37	vs. Florida State (Arlington)
2015	W	24-13	at Central Michigan
2016	W	61-7	SOUTHEASTERN LA.

HOME OPENERS: 82-28-5

Oklahoma State has a home-opening record of 82-28-5. The Cowboys have won each of their last 21 home openers, good for the longest such streak in school history. The Cowboys have won 41 of their last 47 home openers. Since 2006, OSU has outscored its 11 home-opening opponents, 576-155, for an average score of 52-14.

Year	W/L	Score	Opponent
1901	W	5-0	CHILOCCO
1903	T	0-0	TONKAWA PREPS
1904	L	0-23	CHILOCCO
1905	T	0-0	CHILOCCO
1906	L	0-10	CENTRAL OKLAHOMA
1907	W	10-0	TONKAWA PREPS
1908	W	18-0	OKLAHOMA CITY
1909	L	0-5	OKLAHOMA CITY HS
1910	W	35-0	KINGFISHER
1911	L	0-11	KANSAS STATE
1912	W	81-0	CENTRAL OKLAHOMA
1913	W	112-3	PHILLIPS
1914	W	134-0	PHILLIPS
1915	W	6-0	FRIENDS (KAN.)
1916	W	90-0	NORTHWESTERN (OKLA.)
1917	W	27-0	CENTRAL (MO.) STATE
1918	W	19-6	HASKELL INDIANS
1919	W	37-0	SOUTHWESTERN (OKLA.)
1920	T	7-7	SOUTHWESTERN (KAN.)
1921	W	53-0	SOUTHWESTERN (OKLA.)
1922	W	49-0	NORTHWESTERN (OKLA.)
1923	L	6-7	TCU
1924	W	9-0	SOUTHWESTERN (OKLA.)
1925	L	0-21	EMPORIA STATE
1926	W	37-0	WASHINGTON (MO.)
1927	W	8-0	MARQUETTE
1928	W	13-6	ST. REGIS
1929	W	12-0	NORTHWESTERN (OKLA.)
1930	W	12-0	WICHITA STATE
1931	W	34-9	BETHANY (KAN.)
1932	W	13-0	PHILLIPS
1933	W	20-12	CENTRAL OKLAHOMA
1934	W	12-0	OKLAHOMA BAPTIST
1935	W	6-0	OKLAHOMA CITY
1936	L	0-31	KANSAS STATE
1937	W	16-13	CREIGHTON
1938	W	23-12	CENTRAL OKLAHOMA
1939	W	52-0	NORTHWESTERN (OKLA.)
1940	W	25-6	CENTRAL OKLAHOMA
1941	L	14-20	DETROIT
1942	T	0-0	OKLAHOMA
1943	L	0-20	NAVY ZOOMERS
1944	W	41-6	WEST TEXAS
1945	W	26-12	SMU
1946	W	40-7	DENVER
1947	L	14-21	SMU
1948	L	14-21	TCU
1949	W	28-0	DRAKE
1950	L	0-27	MISSOURI
1951	L	7-42	ARKANSAS
1952	L	7-10	HOUSTON
1953	W	20-0	HARDIN-SIMMONS
1954	L	7-14	HOUSTON
1955	L	6-24	TEXAS TECH
1956	L	0-13	HOUSTON
1957	W	26-0	WICHITA STATE

1958	W	21-14	NORTH TEXAS
1959	L	9-22	CINCINNATI
1960	L	7-14	KANSAS
1961	W	28-0	TULSA
1962	W	36-16	COLORADO
1963	L	6-28	MISSOURI
1964	W	29-14	IOWA STATE
1965	L	0-13	MISSOURI
1966	W	11-10	COLORADO
1967	T	0-0	AIR FORCE
1968	L	20-21	NEBRASKA
1969	W	24-18	HOUSTON
1970	W	26-17	HOUSTON
1971	W	26-7	MISSISSIPPI STATE
1972	W	21-3	TEXAS-ARLINGTON
1973	W	56-7	TEXAS-ARLINGTON
1974	W	59-0	WICHITA STATE
1975	W	34-0	WICHITA STATE
1976	W	33-21	TULSA
1977	W	54-0	TEXAS-EL PASO
1978	L	7-19	ARKANSAS
1979	W	25-7	NORTH TEXAS
1980	L	19-20	WEST TEXAS A&M
1981	W	23-21	TULSA
1982	W	27-6	NORTH TEXAS
1983	W	20-13	NORTH TEXAS
1984	W	31-14	BOWLING GREEN
1985	W	10-9	NORTH TEXAS
1986	L	12-28	HOUSTON
1987	W	39-28	TULSA
1988	W	52-20	MIAMI (OHIO)
1989	L	15-31	TEXAS TECH
1990	W	10-3	TULSA
1991	L	3-30	ARIZONA STATE
1992	W	35-3	INDIANA STATE
1993	W	45-7	MISSOURI STATE
1994	W	17-10	TULSA
1995	L	21-64	NEBRASKA
1996	W	23-20	MISSOURI STATE
1997	W	35-0	FRESNO STATE
1998	W	42-23	MISSISSIPPI STATE
1999	W	24-7	LOUISIANA-LAFAYETTE
2000	W	23-0	TEXAS STATE
2001	W	30-23	LOUISIANA TECH
2002	W	45-10	NORTHERN IOWA
2003	W	48-24	WYOMING
2004	W	38-21	TULSA
2005	W	15-10	MONTANA STATE
2006	W	52-10	MISSOURI STATE
2007	W	42-6	FLORIDA ATLANTIC
2008	W	56-37	HOUSTON
2009	W	24-10	GEORGIA
2010	W	65-17	WASHINGTON STATE
2011	W	61-34	LOUISIANA
2012	W	84-0	SAVANNAH STATE
2013	W	59-3	LAMAR
2014	W	40-23	MISSOURI STATE
2015	W	32-8	CENTRAL ARKANSAS
2016	W	61-7	SOUTHEASTERN LA.




SUPER BOWL COWBOYS

The Super Bowl has been played 51 times. In more than half of those games (29, to be exact), at least one Oklahoma State player has been on the roster of a participating team.

In 2013, an all-time OSU-high four former Cowboys were on Super Bowl rosters, with Billy Bajema and Ryan McBean on the Baltimore Ravens and Kendall Hunter and Perrish Cox on the San Francisco 49ers.

Overall, 26 former Cowboys have been on a Super Bowl roster for a total of 40 times, including Jon Kolb (Pittsburgh) and Thurman Thomas (Buffalo), who each played in four Super Bowls.

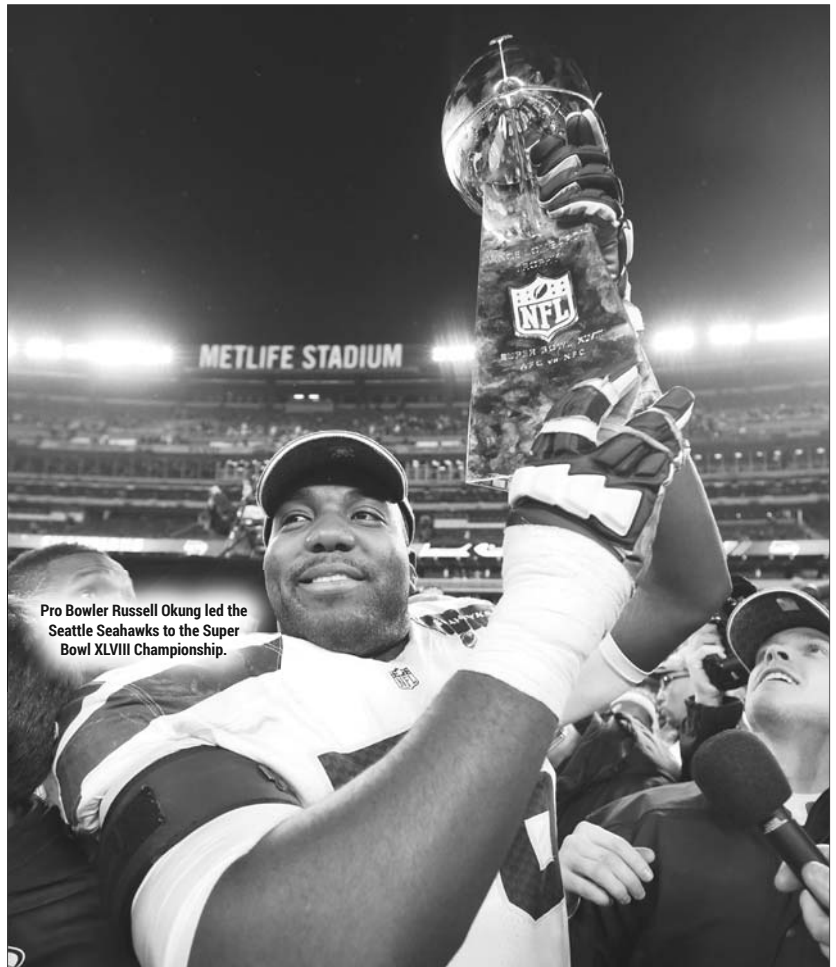
More than one OSU player was on the roster of a Super Bowl team on five different occasions, most recently in 2015, when Russell Okung and Kevin Williams both started for the Seattle Seahawks and Ryan Robinson was on the roster.



Charlie Johnson won a Super Bowl with the Indianapolis Colts.

SUPER BOWL COWBOYS

Name	Team	Position	Game	Year	Result
Billy Bajema	Baltimore	Tight End	XLVII	2013	Won
Ron Baker	Philadelphia	Offensive Line	XV	1981	Lost
Michael Bowie	Seattle	Offensive Line	XLVIII	2014	Won
Terry Brown	Minnesota	Safety	VIII	1974	Lost
			IX	1975	Lost
Keith Burns	Denver	Linebacker	XXXII	1998	Won
Perrish Cox	San Francisco	Cornerback	XLVII	2013	Lost
Walt Garrison	Dallas	Running Back	V	1971	Lost
			VI	1972	Won
Jason Gildon	Pittsburgh	Linebacker	XXX	1996	Lost
Jack Golden	NY Giants	Linebacker	XXXV	2001	Lost
	Tampa Bay	Linebacker	XXXVII	2003	Won
Kendall Hunter	San Francisco	Running Back	XLVII	2013	Lost
Charlie Johnson	Indianapolis	Offensive Line	XLI	2007	Won
			XLIV	2010	Lost
Jon Kolb	Pittsburgh	Center	IX	1975	Won
			X	1976	Won
			XIII	1979	Won
			XIV	1980	Won
Jacob Lacey	Indianapolis	Defensive Back	XLIV	2010	Lost
Dexter Manley	Washington	Defensive End	XVII	1983	Won
			XVIII	1984	Lost
			XXII	1988	Won
Ryan McBean	Baltimore	Defensive Line	XLVII	2013	Won
R.W. McQuarters	NY Giants	Safety	XLII	2008	Won
Matt Monger	Buffalo	Linebacker	XXV	1991	Lost
Russell Okung	Seattle	Offensive Line	XLVIII	2014	Won
			XLIX	2015	Lost
Leslie O'Neal	San Diego	Defensive End	XXIX	1995	Lost
Ryan Robinson	Seattle	Defensive End	XLIX	2014	Lost
Antonio Smith	Arizona	Defensive End	XLIII	2009	Lost
	Denver	Defensive End	L	2016	Won
Thurman Thomas	Buffalo	Running Back	XXV	1991	Lost
			XXVI	1992	Lost
			XXVII	1993	Lost
			XXVIII	1994	Lost
John Washington	NY Giants	Defensive Tackle	XXV	1991	Won
James White	Minnesota	Defensive Tackle	XI	1977	Lost
Kevin Williams	Seattle	Defensive Tackle	XLIX	2015	Lost
Donovan Woods	Pittsburgh	Linebacker	XLIII	2009	Won



Pro Bowler Russell Okung led the Seattle Seahawks to the Super Bowl XLVIII Championship.



COWBOYS IN THE PRO BOWL/NFL DRAFT PICKS

COWBOYS IN THE PRO BOWL

Oklahoma State boasts 56 Pro Bowl selections all-time and has had at least one player earn a spot in each of the last 13 Pro Bowls, dating back to 2004.

Player	Pos.	Team	Year
Billy Grimes	KR/PR	Green Bay Packers	1951
Billy Grimes	KR/PR	Green Bay Packers	1952
Jon Gilliam	C	Dallas Texans	1962
Tony Banfield	CB	Houston Oilers	1962
Tony Banfield	CB	Houston Oilers	1963
Tony Banfield	CB	Houston Oilers	1964
Duane Wood	CB	Kansas City Chiefs	1964
Dale Meinert	LB	St. Louis Cardinals	1964
Dale Meinert	LB	St. Louis Cardinals	1966
Dale Meinert	LB	St. Louis Cardinals	1968
Walt Garrison	FB	Dallas Cowboys	1973
Jerry Sherk	DT	Cleveland Browns	1974
Jerry Sherk	DT	Cleveland Browns	1975
Jerry Sherk	DT	Cleveland Browns	1976
Jerry Sherk	DT	Cleveland Browns	1977
Dexter Manley	DE	Washington Redskins	1987
Barry Sanders	RB	Detroit Lions	1990
Leslie O'Neal	LB	San Diego Chargers	1990
Thurman Thomas	RB	Buffalo Bills	1990
Barry Sanders	RB	Detroit Lions	1991
Leslie O'Neal	LB	San Diego Chargers	1991
Thurman Thomas	RB	Buffalo Bills	1991
Barry Sanders	RB	Detroit Lions	1992
Thurman Thomas	RB	Buffalo Bills	1992
Barry Sanders	RB	Detroit Lions	1993
Leslie O'Neal	DE	San Diego Chargers	1993
Thurman Thomas	RB	Buffalo Bills	1993
Thurman Thomas	RB	Buffalo Bills	1994
Barry Sanders	RB	Detroit Lions	1994
Leslie O'Neal	DE	San Diego Chargers	1994
Barry Sanders	RB	Detroit Lions	1995
Leslie O'Neal	DE	San Diego Chargers	1995
Leslie O'Neal	DE	San Diego Chargers	1996
Barry Sanders	RB	Detroit Lions	1996
Cary Blanchard	K	Indianapolis Colts	1997
Barry Sanders	RB	Detroit Lions	1997
Barry Sanders	RB	Detroit Lions	1998
Barry Sanders	RB	Detroit Lions	1999
Jason Gildon	LB	Pittsburgh Steelers	2001
Jason Gildon	LB	Pittsburgh Steelers	2002
Jason Gildon	LB	Pittsburgh Steelers	2003
Kevin Williams	DT	Minnesota Vikings	2005
Jamal Williams	DT	San Diego Chargers	2006
Kevin Williams	DT	Minnesota Vikings	2007
Jamal Williams	DT	San Diego Chargers	2007
Jamal Williams	DT	San Diego Chargers	2008
Kevin Williams	DT	Minnesota Vikings	2008
Kevin Williams	DT	Minnesota Vikings	2009
Kevin Williams	DT	Minnesota Vikings	2010
Kevin Williams	DT	Minnesota Vikings	2011
Antonio Smith	DE	Houston Texans	2012
Russell Okung	OL	Seattle Seahawks	2013
Dez Bryant	WR	Dallas Cowboys	2014
Dez Bryant	WR	Dallas Cowboys	2015
Dan Bailey	K	Dallas Cowboys	2016
Dez Bryant	WR	Dallas Cowboys	2017

COWBOYS IN THE NFL DRAFT

Oklahoma State has had 119 players hear their name called on draft day. Since Mike Gundy took over as head coach in 2005, 21 OSU products have been drafted, highlighted by first-round picks Brandon Pettigrew, Russell Okung, Dez Bryant, Justin Blackmon, Brandon Weeden and Justin Gilbert.

Year	Rd	Sel #	Player	Pos	Team
1940	17		Ralph Foster	T	Chicago Cardinals
1943	12		Loyd Arms	G	Chicago Bears
1945	17		Joe Spencer	DT	Philadelphia Eagles
1946	9		Jake Colhouer	G	Chicago Cardinals
1947	1	1	Bob Fenimore	HB	Chicago Bears
1947	1		Neill Armstrong	OE	Philadelphia Eagles
1948	1		Jim Spavital	FB	Chicago Cardinals
1948	23		Jim Parmer	HB	Philadelphia Eagles
1949	2		Billy Grimes	HB	Chicago Bears
1949	5		Bill Long	OE	Pittsburgh Steelers
1950	15		Alex Loyd	OE	Washington Redskins
1950	16		Charlie Shaw	OG	San Francisco 49ers
1951	17		Darrel Meisenheimer	DB	Detroit Lions
1954	4		Bill Bredde	HB	Chicago Cardinals
1955	8		Dale Meinert	LB	Baltimore Colts
1958	26		Jon Evans	OE	Pittsburgh Steelers
1959	12		Howard Keys	C	Philadelphia Eagles
1961	6		Frank Parker	DT	Cleveland Browns
1962			Gary Cutsinger	DE	Houston Oilers
1965	13		Jack Jacobson	DB	Detroit Lions
1966	5		Walt Garrison	RB	Dallas Cowboys
1966	8		Charlie Harper	OT	New York Giants
1967	3	66	Dennis Randall	DE	New York Jets
1967	3	67	Harold Akin	T	San Diego Chargers
1967	3	71	Leon Ward	OL	Baltimore Colts
1967	12	307	J.B. Christian	OL	Baltimore Colts
1967	17	435	Terry Bacigalupo	OL	St. Louis Cardinals
1969	3	56	Jon Kolb	OT	Pittsburgh Steelers
1969	3	73	Terry Brown	DB	St. Louis Cardinals
1970	1	25	John Ward	G	Minnesota Vikings
1970	2	47	Jerry Sherk	DT	Cleveland Browns
1970	6	131	Bob Cutburth	QB	Chicago Bears
1970	14	358	John Little	DT	New York Jets
1971	17	428	Hermann Eben	WR	New Orleans Saints
1972	17	424	Dick Graham	WR	New Orleans Saints
1974	1	18	Reuben Gant	TE	Buffalo Bills
1974	3	57	Glenn Robinson	DE	Baltimore Colts
1974	5	130	Cleveland Vann	DL	Miami Dolphins
1974	8	206	Bon Boatwright	DT	San Diego Chargers
1975	8	194	Leonard Thompson	WR	Detroit Lions
1976	1	25	James White	DT	Minnesota Vikings
1976	7	197	Larry Harris	DT	Houston Oilers
1977	1	12	Phil Dokes	DT	Buffalo Bills
1977	6	147	Cliff Parsley	P	New Orleans Saints
1977	7	172	Derrel Gofourth	G	Green Bay Packers
1977	9	237	Robert Turner	RB	Miami Dolphins
1977	10	277	Ron Baker	G	Baltimore Colts
1978	1	5	Terry Miller	RB	Buffalo Bills
1978	2	41	Buddy Hardaway	T	San Diego Chargers
1978	12	320	Daria Butler	LB	Atlanta Falcons
1979	9	223	Scott Burk	DB	Cincinnati Bengals
1979	10	254	Steve Stephens	TE	Baltimore Colts
1980	5	134	John Corker	LB	Houston Oilers
1980	8	217	Harold Bailey	WR	Houston Oilers
1981	3	75	Roger Taylor	T	Kansas City Chiefs
1981	5	119	Dexter Manley	DE	Washington Redskins

1981	10	271	Dean Prater	DE	Cleveland Browns
1982	11	301	Ron Ingram	WR	Philadelphia Eagles
1982	12	313	Ricky Young	LB	Chicago Bears
1983	4	86	Greg Hill	DB	Houston Oilers
1983	4	98	Gary Lewis	NT	New Orleans Saints
1983	9	245	Mike Green	LB	San Diego Chargers
1984	2	48	Chris Rockins	DB	Cleveland Browns
1984	3	74	Ernest Anderson	RB	Detroit Lions
1984	10	268	James Spencer	DL	Minnesota Vikings
1984	10	277	John Chesley	TE	Miami Dolphins
1984	12	309	Rod Fisher	DB	Los Angeles Rams
1985	6	143	Rusty Hilger	QB	Los Angeles Raiders
1985	7	177	Jamie Harris	WR	Washington Redskins
1985	8	208	Matt Monger	LB	New York Jets
1985	9	251	Adam Hinds	DB	Miami Dolphins
1985	12	332	Raymond Polk	DB	Los Angeles Raiders
1986	1	8	Leslie O'Neal	DE	San Diego Chargers
1986	3	73	John Washington	DE	New York Giants
1986	4	110	Paul Blair	T	Chicago Bears
1986	Suppl.		Charles Crawford	RB	Philadelphia Eagles
1987	4	104	Mark Moore	DB	Seattle Seahawks
1988	2	40	Thurman Thomas	RB	Buffalo Bills
1988	4	92	Ricky Shaw	LB	New York Giants
1989	1	3	Barry Sanders	RB	Detroit Lions
1989	1	16	Hart Lee Dykes	WR	New England Patriots
1991	9	232	Gerald Hudson	RB	Minnesota Vikings
1991	10	253	Curtis Mayfield	WR	Denver Broncos
1992	12	325	Corey Williams	DB	Kansas City Chiefs
1994	3	88	Jason Gildon	LB	Pittsburgh Steelers
1994	7	210	Keith Burns	LB	Denver Broncos
1995	4	130	Linc Harden	LB	Dallas Cowboys
1996	4	108	Jevon Langford	DE	Cincinnati Bengals
1998	1	28	R.W. McQuarters	CB	San Francisco 49ers
1998	3	87	Kevin Williams	FS	New York Jets
1998	4	94	Alonzo Mayes	TE	Chicago Bears
1998	Suppl.		Jamal Williams	DT	San Diego Chargers
2000	2	62	Jacoby Shephard	DB	St. Louis Rams
2000	7	250	Ethan Howell	WR	Washington Redskins
2003	1	9	Kevin Williams	DE	Minnesota Vikings
2004	1	31	Rashaun Woods	WR	San Francisco 49ers
2004	2	41	Tatum Bell	RB	Denver Broncos
2004	5	135	Antonio Smith	DE	Arizona Cardinals
2005	2	56	Darrent Williams	CB	Denver Broncos
2005	3	73	Vernand Morency	RB	Houston Texans
2005	7	249	Billy Bajema	TE	San Francisco 49ers
2006	6	199	Charlie Johnson	T	Indianapolis Colts
2007	4	132	Ryan McBean	DE	Pittsburgh Steelers
2007	6	209	Corey Hilliard	OT	New England Patriots
2009	1	20	Brandon Pettigrew	TE	Detroit Lions
2010	1	6	Russell Okung	OL	Seattle Seahawks
2010	1	24	Dez Bryant	WR	Dallas Cowboys
2010	5	137	Perrish Cox	DB	Denver Broncos
2010	7	250	Zac Robinson	QB	New England Patriots
2011	4	115	Kendall Hunter	RB	San Francisco 49ers
2012	1	5	Justin Blackmon	WR	Jacksonville Jaguars
2012	1	22	Brandon Weeden	QB	Cleveland Browns
2012	6	190	Markelle Martin	S	Tennessee Titans
2013	5	151	Joseph Randle	RB	Dallas Cowboys
2014	1	8	Justin Gilbert	CB	Cleveland Browns
2015	7	252	Josh Furman	DB	Denver Broncos
2016	2	32	Emmanuel Ogbah	DE	Cleveland Browns
2017	6	194	Vincent Taylor	DT	Miami Dolphins
2017	7	249	Chris Carson	RB	Seattle Seahawks



COWBOYS IN THE NFL

Player	Pos.	NFL Team	Years
Adcock, Levy	OT	New York Giants	2012
		Carolina Panthers	2013
Akin, Harold	OT	San Diego	1967-68
Aldridge, Ben	B	New York Yankees	1950-51
		San Francisco	1952
		Green Bay	1953
Anyiam, Hubert	WR	Carolina	2012
Arms, Lloyd	G	Chicago Cardinals	1946-48
Armstrong, Neill	DE	Philadelphia	1947-51
	Head Coach	Chicago	1978-81
Bailey, Dan	K	Dallas	2011-present
Bailey, David	DE	Philadelphia	1990
Bailey, Harold	QB-TE	Houston	1981-83
Bajema, Billy	TE	San Francisco	2006-08
		St. Louis	2009-11
		Baltimore	2012
Baker, Ron	OL	Baltimore	1978-79
		Philadelphia	1980-88
Banfield, Tony	DB	Houston	1960-63, 65
Barnett, Calvin	DT	Cleveland	2014
Bean, Jimmy	DE	Oakland	2016-present
Bell, Tatum	RB	Denver	2004-2006
		Detroit	2007
		Denver	2008
Blackmon, Justin	WR	Jacksonville	2012-present
Blair, Paul	OT	Chicago	1986-88
		Minnesota	1990-91
Blair, Stanley	DB	Phoenix	1990
Blanchard, Cary	K	N.Y. Jets	1992-93
		New Orleans	1995
		Indianapolis	1995-97
		Washington	1998-99
		Arizona	2000-01
Blatnick, Jamie	DE	Denver	2012
		Buffalo	2013
Boatwright, Ron	DT	San Diego	1974
Bowie, Michael	OL	Seattle	2013-14
		Cleveland	2015
Bredde, Bill	DB-RB	Chicago Cardinals	1946-48, 54
Brown, LaWaylon	DL	Seattle	2004
		Minnesota	2004
		Buffalo	2005
Brown, Larry	DL	Oakland	2007
Brown, Terry	DB-WR	St. Louis	1969-71
		Minnesota	1972-75
		Cleveland	1976
Bryant, Dez	WR	Dallas	2010-present
Buffington, Harry	LB	N.Y. Giants	1942
Burk, Scott	DB	Cincinnati	1979
Burns, Keith	LB	Denver	1995-98
		Chicago	1999
		Denver	2000-03
		Tampa Bay	2004
		Denver	2005-2006
Burrough, Tim	RB	Atlanta	2004
Burton, Derek	OL	Minnesota	1987
Carson, Chris	RB	Seattle	2017-present
Chesley, John	TE	Miami	1984-85
Chinasa, Ugo	DE	Carolina	2011
		Detroit	2012
Colhouer, Jake	OL	Chicago Cardinals	1946-48
		N.Y. Giants	1949
Cook, Kelly	FB	Green Bay	1987

Player	Pos.	NFL Team	Years
Cooper, Josh	WR	Cleveland	2012-13
		Minnesota	2014
Corker, John	LB	Houston	1980-82
		Green Bay	1988
Cox, Perrish	DB	Denver	2010-11
		San Francisco	2012-13
		Seattle	2013
		San Francisco	2013-14
		Tennessee	2015-16
		Seattle	2017
Crawford, Charles	FB	Philadelphia	1986-87
Crosslin, Julius	FB	Dallas	2008-2009
Cutsinger, Gary	DE	Houston	1962-66, 68
Davidson, Joe	OL	Chicago	1928
		Newark	1930
DeGrate, Victor	DL	Houston	2007
		Detroit	2008
Dokes, Phil	DL	Buffalo	1977-78
Durkee, Charlie	K	New Orleans	1967-68, 71-72
Dykes, Hart Lee	WR	New England	1989-90
Echols, Donnie	TE	Cleveland	1987
Elkins, Alex	LB	Detroit	2013
Evans, Jon	DE	Pittsburgh	1958
Fenimore, Bob	DB-RB	Chicago	1947
Fisher, Roderick	DB	L.A. Rams	1984
Foster, Ralph	T	Chicago Cardinals	1945-46
Furman, Josh	S	Denver	2015
Gaines, Wendell	DL	Arizona	1994-95
		Philadelphia	1996-99
Gant, Reuben	WR	Buffalo	1974-80
Garrett, T. C		Chicago	1947-48
Garrison, Walt	RB	Dallas	1966-74
Gary, Shamiel	S	New England	2014
		Miami	2014-15
		Buffalo	2016-present
Gilbert, Justin	CB	Cleveland	2014-15
		Pittsburgh	2016
Gildon, Jason	DE	Pittsburgh	1994-2003
Glidden, David	WR	Atlanta	2016
Gofourth, Derrel	OL	Green Bay	1977-82
		San Diego	1983-84
Golden, Jack	LB	N.Y. Giants	2000-01
		Tampa Bay	2002-03
Graham, Parker	OL	Baltimore	2014
Graham, Russ	OL	Pittsburgh	1984
Green, Mike	LB	San Diego	1983-85
Grimes, Billy	DB-RB	Green Bay	1952
Hardaway, Milton	OT	San Diego	1978
Harper, Charlie	OG	N.Y. Giants	1966-72
Harris, Larry	OT	Houston	1978
Hilger, Rusty	QB	L.A. Raiders	1985-87
		Detroit	1988
		Indianapolis	1990-91
		Seattle	1992
Hill, Greg	DB	Houston	1983
		Kansas City	1984
Hilliard, Corey	OL	Indianapolis	2007
		Cleveland	2009
		Detroit	2010
Howell, Ethan	WR	Washington	2000-01
Howell, Evan	DB	New England	2000
		Green Bay	2000
Hudson, Mike	DB	San Diego	1987



COWBOYS IN THE NFL

<i>Player</i>	<i>Pos.</i>	<i>NFL Team</i>	<i>Years</i>
Hunter, Kendall	RB	San Francisco	2011-13
		New Orleans	2015
Hunter, Michael	CB	New York Giants	2016-present
Jackson, Leonard	LB	Chicago	1987
		L.A. Raiders	1987
Jacobson, Jack	DB	San Diego	1965
Jarwin, Blake	TE	Dallas	2017-present
Jeffers, Ed	G	Brooklyn	1947
Johnson, Charlie	OT	Indianapolis	2006-11
		Minnesota	2011-14
Johnson, Greg	LB	Seattle	1981-83, 86
		Kansas City	1984
Keys, Howard	OL	Philadelphia	1960-63
King, Joe	OL	Cincinnati	1991
		Cleveland	1991
		Tampa Bay	1992-97
Kolb, Jon	OL	Pittsburgh	1969-81
Lacey, Jacob	DB	Indianapolis	2009-11
		Detroit	2012
		Minnesota	2013
Lampkin, Ashton	CB	Kansas City	2017-present
Langford, Jevon	DE	Cincinnati	1996-2002
Ledbetter, Toy	DB-RB	Philadelphia	1950, 53-55
Lemon, Orié	LB	Dallas	2012
		Kansas City	2013
		Dallas	2013-14
		Tampa Bay	2014-15
Levels, Dwayne	LB	Cincinnati	2002-04
Lewis, Gary	OL	New Orleans	1983
Lewis, John	WR	Atlanta	2003
Lewis, Shaun	LB	Green Bay	2014
Liles, Sonny	G	Detroit	1943-45
		L.A. Rams	1945
Limbrick, Garrett	FB	Miami	1990
Little, John	DT	N.Y. Jets	1970-74
		Houston	1975-76
		Buffalo	1977
Little, Larry	OL-DL	San Diego	1967-68
		Miami	1970-78
Long, Bill	DE	Pittsburgh	1949-50
Lowe, Daytawion	S	Philadelphia	2014
Loyd, Alex	DE	San Francisco	1950
Mayes, Alonzo	TE	Chicago	1998-00
		Miami	2000-02
Manley, Dexter	DE	Washington	1981-89
		Phoenix	1990
		Tampa Bay	1991
Martin, Markelle	S	Tennessee	2012
Martinez, Nick	OL	Washington	2012
McBean, Ryan	DL	Pittsburgh	2007
		Denver	2008-11
		Baltimore	2012
McGriggs, Lamar	DB	N.Y. Giants	1991-92
		Minnesota	1993-96
McLemore, Daniel	DB	Tennessee	2006
McQuarts, Ed	DT	St. Louis	1965
McQuarters, R.W.	DB	San Francisco	1998-99
		Chicago	2000-04
		Detroit	2005-06
		N.Y. Giants	2006-2008
Meinert, Dale	LB	St. Louis	1960-67
Meisenheimer, Darrell	DB-RB	New York Yankees	1951
Merkel, Ed	G-LB	Washington	1944


<i>Player</i>	<i>Pos.</i>	<i>NFL Team</i>	<i>Years</i>
Miller, Calvin	DL	N.Y. Giants	1979
		Atlanta	1980
Miller, Swanson	DT	New Orleans	2010
Miller, Terry	RB	Buffalo	1978-80
		Seattle	1981
Mitchell, Andrew	OL	Seattle	2012
Monger, Matt	LB	N.Y. Jets	1985-87
		Buffalo	1989-90
Moore, Mark	DB	Seattle	1987
Morency, Vernand	RB	Houston	2005-06
		Green Bay	2007
Nicholas, Nigel	DE	Tennessee	2013
Ogbah, Emmanuel	DE	Cleveland	2016-present
Okung, Russell	OL	Seattle	2010-15
		Denver	2016-17
		San Diego	2017-present
O'Neal, Ken	TE	New Orleans	1987
O'Neal, Leslie	DE	San Diego	1986, 1988-96
		St. Louis	1997
		Kansas City	1998-2000
Owen, William	T	Kansas City	1926
		Cleveland	1927
		Detroit	1928
		N.Y. Giants	1929-37
Parker, Frank	DT	Cleveland	1962-64, 66-67
		Pittsburgh	1968-69
		N.Y. Giants	1969
Parmer, Jim	B	Philadelphia	1948-56
Parsley, Cliff	K	Houston	1977-82
Patmon, Tyler	CB	Dallas	2014-15
		Miami	2015-16
		Jacksonville	2017-present
Peery, Gordon	RB	Cleveland	1927
Peterson, Kevin	CB	Chicago	2016
		Los Angeles Rams	2017-present
Pettigrew, Brandon	TE	Detroit	2009-16
Pierson, Reggie	DB	Detroit	1976
		Tampa Bay	1976
Pinson, Lawrence	LB	Arizona	2006
Pipkins, Lenzy	CB	Green Bay	2017-present
Porter, Alvin	DB	Baltimore	2001-03
		Cincinnati	2004
Prater, Dean	DE	Kansas City	1982-83
		Buffalo	1984-88
Price, Ricky	DB	Kansas City	2009-10
Randall, Dennis	DL	San Diego	1968
Randle, Joseph	RB	Dallas	2013-15
Reynolds, Jim	DB-RB	Pittsburgh	1946
Richmond, Greg	DE	Philadelphia	2005-2006
Riley, Bobby	WR	NY Jets	1987
Rivers, Marcellus	TE	NY Giants	2001-04
		Houston	2005-06
		Oakland	2006
Robinson, Glenn	DE-LB	Baltimore	1975
		Tampa Bay	1976-77
Robinson, Mike	DE	Cleveland	1981-82
Robinson, Ryan	DE	Oakland	2013
		Seattle	2014-16
Robinson, Terrence	LB	Atlanta	2003
		Seattle	2004-05
Robinson, Zac	QB	New England	2010
		Seattle	2010
		Detroit	2010
		Cincinnati	2011-13



COWBOYS IN THE NFL

Player	Pos.	NFL Team	Years
Rockins, Chris	DB	Cleveland	1984-87
Ryan, Buddy	Head Coach	Philadelphia Arizona	1986-90 1993-95
Salako, Victor	OL	Philadelphia	2017-present
Sanders, Barry	RB	Detroit	1989-98
Savage, Dantrell	RB	Kansas City	2007-09
Seales, Jhajuan	WR	Chicago	2017-present
Sharp, Quinn	P/K	Cincinnati	2013-14
Shaw, Charlie	G	San Francisco	1950
Shaw, Ricky	LB	N.Y. Giants Philadelphia	1988-89 1989-90
Shepherd, Jacoby	CB	St. Louis Rams Houston Green Bay Oakland	2000-01 2002 2003 2004
Sherk, Jerry	DL	Cleveland	1970-81
Smith, Antonio	DE	Arizona Houston Oakland Denver	2004-08 2009-13 2014 2015
Smith, Khreem	DE	Minnesota Kansas City	2006 2007
Smith, Kip	P	Philadelphia	2015
Spavital, Jim	DB-RB	Los Angeles Baltimore	1949 1950
Spencer, Joe	OT	Cleveland Green Bay	1949 1950-51

Player	Pos.	NFL Team	Years
Springer, Harold	E	N.Y. Giants	1945
Stephens, Steve	TE	N.Y. Jets	1981
Sterns, Jordan	S	Kansas City	2017-present
Stewart, Josh	WR	Tennessee	2014
Strack, Charlie	G	Chicago	1928
Taylor, Lane	OL	Green Bay	2013-present
Taylor, Roger	OL	Kansas City	1981
Taylor, Vincent	DT	Miami	2017-present
Thomas, Johnny	S	New Orleans	2012
Thomas (Parker), Juqua	DE	Tennessee Philadelphia Cleveland	2001-04 2005-11 2012
Thomas, Thurman	RB	Buffalo Miami	1988-99 2000
Thompson, David	RB	St. Louis	1997-98
Thompson, Jamie	S	New York Jets	2006
Thompson, Leonard	WR	Detroit	1975-86
Thompson, Warren	LB	N.Y. Giants	1987
Thurman, Garrett	G-C	Chicago	1947-48
Toston, Keith	RB	St. Louis Jacksonville	2010 2012
Turner, Jim	C-LB	Cleveland	1937
Turner, Robert	RB	Houston	1978
Tyner, Scott	P	Atlanta	1994
Voyles, Carl	Head Coach	Brooklyn	1948
Ward, John	OL-DL	Minnesota Tampa Bay Chicago	1970-73, 75 1976 1976
Washington, John	DL	N.Y. Giants Atlanta New England	1986-92 1992 1993-95
Weeden, Brandon	QB	Cleveland Dallas Houston	2012-13 2014-15 2015-present
White, James	DL	Minnesota	1976-83
White, Reggie	RB	Jacksonville Green Bay	2001 2003
Williams, Darrent	DB	Denver	2005-06
Williams, Demise	DB	LA Raiders	1987
Williams, Jeff	RB	Minnesota	1966
Williams, Jamal	DL	San Diego Denver	1998-2009 2010-11
Williams, Kevin	DB	NY Jets Miami Houston	1998-2000 2000-01 2002
Williams, Kevin	DL	Minnesota Seattle New Orleans	2003-13 2014 2015
Williams, Ronnie	TE	Miami	1991-98
Willis, Shawn	FB	San Diego	2006
Wood, Duane	DB	Kansas City	1960-64
Woods, D'Juan	WR	Jacksonville	2007-2009
Woods, Donovan	LB	Pittsburgh Dallas Buffalo	2008 2009 2010
Woods, Rashaun	WR	San Francisco	2004-05
Wright, Ab	TB	Frankford	1930
Wright, Kenyatta	LB	Buffalo N.Y. Jets	2000-01 2003-05
Zachary, Ken	FB	San Diego	1987
Zentic, Mike	C	Dallas	1987



Dez Bryant is a three-time Pro Bowl receiver for the Dallas Cowboys.



LETTERWINNERS

-A-

Abbott, Britton	2016
Abel, Marty L.	1974
Abernathy, Oscar	1914
Able, Ron	2001
Aboussie, Mike	1987-88-89
Adams, Louis	1993-94-95-96
Adams, Ricky	1984-85
Adcock, Bob	1960-61-62-63
Adcock, Levy	2010-11
Aikins, Brian	1996-97-98
Akem, Gyasi	2014-15-16
Akin, Chris	2002-03-04
Akin, Harold D.	1964-65-66
Akin, Zac	1997-98-99-2000
Aldridge, Bennie	1947-48-49-50
Aldridge, Billy Joe	1942, 46-47
Aldridge, Gene	1951
Alexander, Andrew	2004
Alexander, Dean	1967-68
Alexander, Derrick	1987
Alexander, Mike	1986
Alexander, Ronald	1964-65
Alexander, Trent	1995-96-97-98
Allen, Charles	1932
Allen, Horace	1911
Allen, John S.	1970-71
Allen, Michael	1974-75
Allen, Richard L.	1973-74-75-76
Allen, Zach	2005-06-07-08
Ammendola, Matt	2016
Amoo, Kobina	2001-02
Amos, Bill	1903
Ampacher, J.S.	1908-09
Anderson, Andy	1918
Anderson, Eldridge	1937-38-39
Anderson, Ernest	1980-81-82-83
Anderson, Isaiah	2010-11-12
Anderson, Terrance	2007-08-09
Andrew, Robert Dee	1953-54
Ankerson, Colin	1977-78-79-80
Ansley, Richie	1990, 92-93
Antle, Rick	1977-78-79
Antoine, Lucien	2009
Anyiam, Hubert	2009-10-11
Arceo, Jorge	1996-97-98
Arms, Lloyd	1940-41-42
Armstrong, Carl E.	1969-70
Armstrong, Neill	1943-44-45-46
Arnold, Joe	1993
Arrott, Josh	1988-89-90-91
Arthur, Hamil	1927-28
Arthur, Roderick	1990
Asbury, L.B.	1934-35-36
Ashley, Brandon	1996-97
Aska Jr., Joe	2011
Askey, Bob	1943
Ateman, Marcell	2013-14-15
Ault, Wayne	1919-20-21
Avanzini, Joe William	1973, 75-76
Averette, Devante	2015-16

-B-

Babers, Don	1951-52-53
Baccarini, Bob	1943
Bacigalupo, Phillip Terry	1966-67
Bacon, Robert L., Jr.	1971

Badgett, Joe D.	1971
Bailes, Jerry	1943
Bailey, Alamu	1994-95
Bailey, Dan	2007-08-09-10
Bailey, David	1986-87-88
Bailey, Harold	1976-77-78-79
Bailey, Warren	1912, 19
Bain, Gerald	1974-75-76-77
Bain, William C. "Bubba"	1971-72
Baird, R.C.	1905, 08
Baisden, Brent	2003
Bajema, Billy	2001-02-03-04
Baker, Del	1912-13
Baker, Jack Asher	1928-29-30
Baker, Jack D.	1934-35-36
Baker, Ronald	1975-76
Ballard, John B. II	1970
Banfield, James "Tony"	1957-58-59-60
Barger, Jim	1944, 48
Barham, Walter	1930-31-32
Barlow, Bob	1943
Barnes, Gilbert Omar	1969-70-71-72
Barnett, Calvin	2012-13
Barnum, Buford	1933-34
Barrett, Silas	1918
Barry, Sean	1997-98-99-2000
Barton, Jarrod	1994
Baskin, Paul	1942
Bassett, Cooper	2009-10-11-12
Bassett, Dawson	2014-16
Batiner, Larry	1959-60
Batoba, Yves	2012
Baughman, Bradley	1967-68-69
Bauman, Leon	1922-23-24
Baxter, Glenn	1964-65-66
Beall, Charles J.	1971-72
Bean, Jimmy	2013-14-15
Beaty, Harold	1958-59-60-61
Bechtol, Richard Harris	1967-68-69-70
Beck, Kyle	1999-2000-01-02
Beck, Lynn	1984-85
Beeghley, Jamie	2003-05
Bell, Tatum	2000-01-02-03
Bell, T.J.	2008
Beller, Leo	1943
Benien, James M.	1970-71
Benn, Gerald	1958-59-60
Bennett, A.L.	1942, 45-46-47
Bennett, Burlin	1925-26
Bennett, Corey	2015
Bennett, Kevin	1979-80
Bennett, Ronnie	1951-52
Bensen, Thomas	1996-97-98-99
Benson, Allen	1980-81
Berrien, Russell	1991-92-93-94
Berry, Sylvester	1975
Biggs, Odie	1949-50
Billingsley, Cortney	2006
Bilyeu, Bob	1903
Birdow, Jermaine	1995-96-98
Bishop, Rick	1978
Blackard, Danny Joe	1968-69-70-71
Blackard, DeWitt	1943
Blackburn, Orlando	1929
Blackman, K. Brent	1971-72-73
Blackmon, Justin	2009-10-11
Blackwell, Louis	1979-80-81

Blackwood, Bryan	1999-2000
Blair, Paul	1983-84-85
Blair, Stanley	1982-83-84
Blake, Kevin	1988-89-90
Blanchard, Cary	1987-88-89-90
Blankenship, Bruce L.	1974-75-76
Blatler, "Shorty"	1918-19
Blatnick, Jamie	2008-09-10-11
Blocker, Rickey	1989
Blue, Fred	1906, 1908
Blue, Rob	1908
Boatwright, Bon L.	1971-72-73
Bobo, Brian	1990-91
Bock, Ralph H.	1957-58-59-60
Boisvert, John	1987-88
Bolyard, Garrett	1917
Bolyard, Wayne	1921
Bombach, Roger	1999-2000-01
Bomgardner, Byrdene	1935
Bonar, Howard T.	1912
Bond, Brady	2006-07-08-09
Bonham, Don	1939-40
Bonner, Glenn F.	1970-71
Booker, Donald	2008-09
Boone, Curtis	1977-78-79-80
Boone, Tom L.	1965-66-67-68
Borum, William Tignor	1956-57
Bowie, Michael	2011
Bowling, Ben	1999
Bowling, Bo	2008-10
Bowman, Adarius	2006-07
Bowman, Billy	1930-31-32
Bowman, Ransom	1925-26-27
Boxell, Anthony S. "Tony"	1971-72-73
Boyce, Willard	1925
Boyer, John L.	1974-75-76
Boyer, Ronald L.	1973-74
Bradford, Bill	1949
Bradford, Ray	1935-36
Braifford, Jordan	2015
Branch, Ed	1979
Brandenburger, Wayne	1977-78
Branson, Derek	2013-14
Brantley, Glenn	1985
Bray, Jerry Don	2002-03-04-05
Bredde, William	1951-52-53
Breed, Kirk	1962-63
Brewer, Adonis	2002
Brewington, Don J.	1961-62-63
Brewton, M. L. "Bud"	1945-46
Bridges, Bob R.	1969-70-71
Bright, George	1989-90
Brightman, Lehman Leonard	1954
Briley, Tony W.	1972
Briscoe, Frank	1920-21
Briscoe, Jack	1915-16
Broach, Bill	1938
Broadway, Jeremy	2005-07
Broick, Walter	1911-12-13
Brooks, David	1989-90-91-92
Brotherton, H. A.	1942
Brotherton, Marvin	1939-40
Broughton, Scott	2007
Brown, Alvin. W.	1972-73
Brown, Blair	1942
Brown, Boyd	1940
Brown, Brodrick	2009-10-11-12

Brown, Chad	1991
Brown, Donnie	1985-86
Brown, Greg	1995-96-97
Brown, Keenen	2016
Brown, Keith	1981-82-83
Brown, Kenneth	1985-86
Brown, Kevin	1996-97-98-99
Brown, Larry	2005-06
Brown, LaWaylon	2000-01-02
Brown, Marcus	2006
Brown, Oliver	1987
Brown, Pat W.	1969-70-71
Brown, Paul	1994
Brown, Roderick	1981-82-83-84
Brown, Terry L.	1966-67-68-69
Brown, Tony	1989
Brown, Vernon	1987-88-89-90
Browning, Dormer	1934-35-36
Brucci, Louie	1943
Bruce, Tanner	1998
Bruner, Leon	1930-31-32-33
Bryant, Charles	1934
Bryant, Dez	2007-08-09
Bryant, Mutual	1962-63
Buchner, Lonie L.	1959-60-61
Buck, Leroy A. "Tony"	1972-73-74
Buck, Richard	1960-61-62
Budzick, Jerry	1954-55-56
Buffington, Harry	1939-40-41
Bufford, Jason	1992
Buie, Ben	2001-02-03
Bullen, Bernard	1909-10-11
Bullen, Clarence	1908
Bundage, Calvin	2016
Burch, Paul Dean	1955-56
Burd, Gary E.	1969-70
Burk, M. Scott	1974-75, 78
Burleson, Grady	1928-29-30-31
Burnell, Howard	1935
Burney, Edward	1909-10
Burns, Darren	1989-90
Burns, Keith	1992-93
Burris, Colbert "Buddy"	1965-66
Burrough, Tim	2000-01-02-03
Burrow, Wayne	1945-46-47-48
Burton, Derek	1983-84-85
Burton, Jr., Derek	2006-07-08-09
Burton, Jeremiah	2005-06
Burton, Jordan	2015-16
Busse, George	1947-48-49
Bussey, Don	1951
Butler, Daria	1974-75-76-77
Butler, Mike	1990-91-92-93
Butterfield, Frank	1926-27-28-29
Butts, Richard Dale	1930-31-32
Byrnes, Joe	1935

-C-

Calcagni, Chris	2001
Calhoun, Chris	1990-91
Callihan, P. O.	1904
Calvin, John H.	1956-57-58-59
Camacho, David	1997-98
Cambern, Ryan	1994-96
Campbell, Forrest M.	1955, 59
Campbell, Jeff	1912-13-14-15
Campbell, John Ruskin	1925

Campbell, Jon D.	1974
Campbell, Mel	1978-79-80
Campbell, Walter F.	1920
Cannon, Cornell	1989, 91-92
Carey, John	1945-46-47-48
Carpenter, Dick	1943
Carr, Jeff	2015-16
Carraway, Tom P.	1969-70-71
Carreker, James D.	1966-67-68
Carroll, Trumain	2005
Carson, Chris	2015-16
Carter, Chris	1997-98-2000
Carter, Craig C.	1975
Carter, Fath'	2000-01-02-03
Carter, John E.	1970-71
Carter, Trey	2016
Carter, Zach	2007
Case, Danny L.	1971
Case, Ross	1936-37-38
Castleman, James	2011-12-13-14
Cates, Earnest	1951
Cathey, James Douglas	1965-66-67-68
Cathey, Nolan	1938
Catlin, Kris	2012-13-15
Cato, Raymond	1996, 98-99
Cegielski, John	1980-81-82-83
Cellar, Bob	1936-37-38
Chachere, Gary	1979-80-81-82
Chadwick, Lynn C.	1963-64-65-66
Chaloupka, Chris	1996-97-98
Chambers, Lloyd	1918
Chandler, Robert	1979
Chaney, Woodrow	1932-33-34
Chaplin, Scott	1988
Chappell, Barty, Jr.	1969-70-71
Charlie, Delbert	1933-34
Charlie, John	1937
Chase, Martin Ward	1916-17-18-19
Chastain, John	1943
Chatham, Jeray	2005-06-07-08
Cheatwood, Harry T.	1965-66-67-68
Cheatwood, Mark	1991-92, 94
Cheek, J.D.	1945-46-47-48
Chelf, Clint	2011-12-13
Chelf, Colton	2010-11
Chesbro, Ray	1935-36
Chesley, John	1980-81-82-83
Chiga, George C.	1938-39
Childs, Rennie	2013-14-15-16
Childs, Vandiver	1956-57-58-59
Chinassa, Ugo	2007-08-09-10
Chlouber, Gary D.	1973-74-75
Choate, Jim	1927-28-29
Chrisman, Randall	1979-80-81
Christian, J. B.	1964-65-66-67
Christian, Reggie	1986-87
Christman, G. Scott	1974
Church, Merle	1921-22
Clapp, Matthew E. W.	1971
Clark, Ed	1938-39-40
Clark, James	1975, 77-78
Clark, Mike	1988-89-90-91
Clark, Sid	1930-31-32
Clark, Trace	2012-13-14-15
Claybrook, Russell	1991
Cleghorn, Jimmy	1937
Clem, Neil Ted	1969-70



LETTERWINNERS

Glasgow, Chad	1992-93
Glidden, David	2013-14-15
Godfrey, Kevin	1981-82-83
Godsoe, Harvey Glen "Bud"	1952-53
Gofourth, Derrel G.	1974-75-76
Gold, Greg	2003-04
Golden, Jack	1995-96-97, 99
Golembiewski, Andrew	1998-99
Gollehon, M. F.	1906
Goodfox, Amos	1937, 39-40
Goodlett, John	2012-13
Goodlow, Eddie	1981
Goodwin, Bennie D.	1967-68-69
Goodwin, Gary D.	1969-70
Goodwin, James F.	1965-66-67
Gore, George L.	1947-48
Gore, Tus	1927
Gosney, Larry Gene	1966-67-68
Gourley, Adam	2004-05
Gover, Ben	1908
Grabko, John	1949-50-51
Graham, Herbert A.	1917
Graham, Kerry	1980-81
Graham, Parker	2011-12-13
Graham, Richard E.	1969-70-71
Graham, Russell	1979-80-81-82
Granger, Mark	1980-81
Grant, Kenneth	1987-88
Grant, Vernon	2002-03-04
Gravelle, Cameron	2014
Gravelly, Wm. Kent	1974-75-76
Gray, Bert F., Jr.	1948-49
Gray, Ceal	1910
Gray, Chris	2001
Gray, Maurice	2008-09
Gray, Steve S.	1967-68
Green, A. J.	2016
Green, Bobby M.	1952-53
Green, Ed.	1979
Green, H. J.	1955-56-57
Green, Harold	1985
Green, Jarrod	1986-87-88-89
Green, Joshua	1995-96
Green, Ken	1940
Green, Lorenzo	1992-93-94-95
Green, Mike	1979-80-81-82
Greene, Harold	1985-86
Greenhaw, Robert	1955-56-57
Greenlee, Anthony	1990-91-92-93
Gregg, Earl	1929-30-31
Gregory, Howard Wilbur	1909, 11
Gregory, Scott	1989-90
Grenier, Geoff	1994-95
Griffin, Doyce	1935
Griffin, Harvey	1945
Grimes, Bill J.	1945, 47-48
Grisbhy, Chris	2013-14
Grissom, D.J.	1999-2000-01
Grissom, Willie	1995-96-97-98
Grissom, Zed	1944
Gritz, Ervin	1926-27-28
Grogan, Ben	2013-14-15-16
Grosfield, Jay	1993-94-95-96
Guest, Thomas W.	1967-68
Guillory, Bryan	1993, 95
Gundy, Mike	1986-87-88-89
Guy, Brent	1980-81-82

-H-

Hacker, Albert	1915
Hackett, Roy	1978-79-80
Hager, Edgar William	1913
Hague, Tim L.	1971
Hahn, Carl	1912-13
Halcomb, Billy Joe	1952-53
Hale, Kyle	2010-11
Halfast, Robert	1927-28-29
Halferty, Jeremy	1997-98-99
Hall, Reginald	1977
Hall	1903
Hall, Ross	1931-32-33
Hall, Scott	1990-91-92-93
Hallacker, Richard W.	1974
Hallmark, Wayne William	1968-69-70
Ham, James	1982, 84-85
Hames, Winton	1916
Hamilton, Mike	2005-06
Hammond, Dan	1977-78
Hammond, Gerald	1961-62-63
Hammond, Steve	1977-78-79, 81
Hampton, Tavia	1982-83-84
Hancock, A. V.	1906
Hancock, Gene	1938-39-40
Hancock, Kern	1905
Hand, Dent	1918
Hankins, Cecil	1944-45
Hankins, David Wesley	1974, 76
Hanly, Tom	1933-34-35
Hanna, Barry	1981-82-83-84
Hanna, David	1977
Hannah, David	1960-61-62
Hansard, John	1931-32-33
Hansard, Milton B.	1976-77
Hardeman, Chris	2014
Harden, Linc	1993-94
Hardesty, Harold	1927-28
Harding, Dylan	2014
Harding, Rodney	1981-82-83-84
Hargrove, Bob	1940-41, 45
Harkey, C. J.	1957-58-59
Harden, Millard	1914-15-16
Harding, Dylan	2015
Hardison, Matt	2002
Harlan, Wes	2010-11-12
Harmon, Scott	1990-91-92-93
Harper, Charles L.	1963-64-65
Harper, Madre	2016
Harrington, Harold	1924
Harris, James O.	1962-63
Harris, Jamie	1983-84
Harris, Jim	1943
Harris, Larry E.	1974-75
Harris, Verne	1933
Harrison, Michael	2010-11
Hart, Darius	2009-10
Hartfield, Travis	1995
Hartman, Jack H.	1943, 47-48-49
Hasbrook, Nathan	1921-22-23
Haston, Hudie	1929-30
Hatcher, Clifford	1927-28
Hatley, Mark A.	1970-71
Hautau, Ofa	2013-14
Havenstrite, Ralph W.	1911-13-14
Havern, Tim	1965-66
Hawkins, Dana	1985-86-87

Hawkins, Marvin	1984-85
Hayes, Maurice	2012
Hayhurst, Jonathan	2001-02
Hays, Austin	2012-14-15-16
Headspeth, Valda	1978-79-80-81
Hedgepeth, Devin	2010-11-12
Hegwood, Colby	2015
Heidlage, Norvel	1934-35
Heiligman, Albert	1926
Heilman, Bill J.	1971
Heinzler, Steve	1977-78-79-80
Helker, Daniel Earl	1970
Hendrick, Marcus	1962-63
Hendrickson, Barney	1926-27-28
Henley, Terry	1990-91-92
Henry, Kevin	2016
Henry, Tracy	1940-41-42
Henson, Cecil	1938
Henson, Josh	1994-95-96-97
Henson, Matt	2001
Herald, Winston	1938-39-40
Hess	1906
Hetzler, Drew	1978-79-80
Hicks, David	1982
Hicks, Stanley	1942, 46-47
Higgins, Ralph	1923-24
Highfill, Clarence	1930-31-32
Hilbun, Albert S.	1971
Hilger, Russell "Rusty"	1981, 83-84
Hill, Anthony	2010
Hill, Daunte	1996-97-98
Hill, Greg	1979-80-81
Hill, Houston	1922
Hill, Justice	2016
Hilliard, Corey	2003-04-05-06
Hinds, Adam	1982-83-84
Hines, George	1903
Hitt, Don	1957-58-59
Hix, Kyle	2002-03
Hobbs, Eric	1993-94
Hodge, James	1952
Hodges, Eddie	1944
Hodgson, Mark	1934-35
Hoeman, Gene	1941-42
Hoffarth, Robert	1932-33
Hogan	1906
Holcomb, Don L.	1953-54
Holderman, Ernest	1950-51
Holdridge, Curtis	1966-67
Holland, Chase	2002-03-04-05
Holland, Jon	2003-04
Holliday, Ronnie	1960-61
Hollis, Wardell, Jr.	1962-63-64
Holmes-Miller, Ricklan	2001-02
Holt, Joe L.	1956-57
Hope, Bryan	1992-93-94-95
Hopkins, Kelly	1984
Horton, George	2001
Horton, Justin	2009-10-11-12
Houck, Bill	1943-44-45-46
Houdek, Thomas J.	1952
House, R. Morton	1901
Houska, Joe	1901
Howard, Don	1931
Howard, Gary Bob	1961-62-63
Howard, James D.	1956-57-58
Howard, Jason	1999-2000-01

Howard, Ryan	2011
Howell, Evan	1997-98-99
Howell, Ethan	1997-98-99
Howell, Leo	1936
Howell, Sammy	1945
Howerton, William J. "Bill"	1952
Hudson, Gerald	1988-89-90
Hudson, Jessie E.	1972-73-74
Hudson, Mike	1983-84-85-86
Hudson, Shane	1992
Hughes, Charles	1901, 05
Huhnke, Clint	1996
Hullum, Patrick	1998-99
Hunt, Gene	1938
Hunter, Kendall	2007-08-09-10
Hunter, Michael	2015
Hutchinson, Jack R.	1953-54-55
Hutton, Bruce	1968-69
Hyden, Jerry	1957-58

-I-

Icenhower, Emory	1922-23
Igo, Kevin	1981-82-83
Imade, Deion	2011-12-13
Ingram, Kelvin	1993-94
Ingram, Ronald	1978-79-80-81
Irions, Gary	1975-76-77-78
Irwin, Hubert	1930
Ivie, George H.	1945-46-47-48
Ivy, Greg	1994-95

-J-

Jackson	1906
Jackson, Blake	2012-13
Jackson, Glenn	2003
Jackson, Isaac	1982-83
Jackson, Jesse	2002-03
Jackson, Khary	1999-2000
Jackson, Larry J.	1975-76-77
Jackson, Leonard	1983-84-85-86
Jackson, Tommy	1960-61-62
Jacob, John M., Jr.	1956-57
Jacobs, Seth	2013-14-15
Jacobson, Bert H.	1970-71-72
Jacobson, Jack C.	1962-63-64
James, Stephen	2004
Jarka, Shane	2008-09-10
Jarrell, R.E.	1905-06
Jarwin, Blake	2014-15-16
Jeffcoat, Elliott	2014
Jeffers, Ed	1943-44-45-46
Jefferson, Eugene L.	1970-71-72
Jefferson, Joe	1993-94
Jeffries, Brian	2003-04-05
Jenkins, Jake	2012-13
Jenkins, Roy	1932
Jennings, William	1977
Jesse, Walter B.,	1909-10
Jester, Clarence	1923
Jester, Jack	1924
Jester, John	1921
Johndron, Howard	1942
Johnson, Andre	2004
Johnson, Beau	2008-09
Johnson, Charles	1926-27-28
Johnson, Charles	1990
Johnson, Charlie	2002-03-04-05

Johnson, D. Wayne	1949-50-51
Johnson, Daryl "Boogie"	1993-94-95
Johnson, Doty	1935
Johnson, Gregg	1977-78-79-80
Johnson, Harry "Swede"	1930-31
Johnson, Harve	1937-38-39
Johnson, Jason	2000
Johnson, Jeroid	1994-95
Johnson, John	1920
Johnson, John	2005-06-07
Johnson, Kevin	2011
Johnson, Kim	1987
Johnson, Lyndell	2011-12-13
Johnson, R.	1913
Johnson, Rodrick	2004-05-06-07
Johnson, Ronnie B.	1966-67-68
Johnson, Teddy	2011-12-13-14
Johnson, Tyler	2011-12-13
Johnson, Victor	2009
Johnston, John	2001
Johnstone, John C.	1903
Jones, Bill	1985-86-87-88
Jones, Clynne	1952-53
Jones, D. Bruce	1952-53
Jones, Derek	1990-92-93-94
Jones, Devin	1987-88-89
Jones, Grant	2003-04-05-06
Jones, Greg	2002-03-04
Jones, Jeff	1996
Jones, Johnny	1994-95
Jones, Lonnie	1939-40-41
Jones, Marcus	1985-86-87-88
Jones, Marcus	1998-99-2000-01
Jones, Miketavius	2012-13-15
Jones, Paul	2000-01
Jones, Randall L.	1971-72-73
Jones, Richetti	2009-10-11
Jones, Robert	2003-04
Jones, Shawn	1980-81, 83-84
Jones, Steve	1987
Jones, Toné	1993-94-95-96
Jose, Matt	1990-91-92-93
Juhl, Jason	1988-89

-K-

Karns, Don B.	1962-63
Kashwer, Keith	1954-55-56
Kee, Erwin	1934
Keegan, Claire Otis	1925-26
Keen, Clifford	1922-23
Keen, Paul V.	1922
Keith, Brien	1986-87
Keith, Lee	1988
Keith, Steve	1991-92
Kelly, Afton	1945
Kelly, James M.	1967-68-69-70
Kemp, Kevin	1996
Kempa, Loddie	1942
Kendall, Leland	1951-52-53
Kennedy, L. Michael	1972-73-74
Kenny, Roy W.	1913-14-15-16
Kernan, Patrick H.	1968-69-70
Kessler, Craig	1966-67
Ketiku, Sonji	2006
Keyes, Marcus	2016
Keys, Howard N. "Sonny"	1956-57-58
Kidder, Jason	1986-87-88



LETTERWINNERS

Partida, Ralph	1982-83-84	Presley, Tony	1982-83-84	Rinker, Hal B.	1954	Schultz, Dennis L.	1972	Smith, Jeremy	2010-11-12-13
Patmon, Tyler	2013	Price, Arthur	1982-83	Ritz, Danny L.	1960-61	Schultz, Henry	1926-27	Smith, Kaleb	2014-16
Patrick, Quencey	2007	Price, Barry M.	1971-72-73	Ritz, Gene A.	1972-73-74	Schwager, Michael	1977-78	Smith, Khream	2001-02-03
Patterson, Ambrose	1926-27-28	Price, Jeremiah	2008-09	Ritz, Michael D.	1974-75-76	Schwarz, Richard	2001	Smith, Kip	2013-14
Patterson, Denver	1940-41	Price, Ricky	2005-06-07-08	Rivers, Marcellus	1998-99-2000	Schwettmann, Russ	1997-98-99-2000	Smith, Paschal	2004-05-06-07
Patton, Chris	1983-84	Price, Tracy	1990	Rivers, Pete	1937-38-39	Scott, Brent	1991	Smith, Phil C.	1949-50-51
Patton, Jim	1935-36-37	Prince, Duane	1947	Roach, Larry	1981-82-83-84	Scott, Bruce E.	1967-68	Smith, Robert T.	1956-57
Patton, Jim	1944, 49	Prichard, Herman	1934-35	Roark, Eric	1979-80, 82	Scott, Darnell	1975-76-77-78	Smith, Rod	1986-87-88-89
Patton, Marshall L.	1948, 50	Pruitt, Dusty	1978	Roberts, Harry	1982-83-84-85	Scott, Herman	1914-15-16	Smith, Rodney	1978-79
Paul, Eddie R.	1969	Pruss, Uwe K.	1969-70-71	Roberts, Calvin	2005	Scott, Roland	1987-88-89-90	Smith, Tony	1992
Paulsen, David	2009-10-11-12	Pullman, L.	1919, 21	Roberts, Luke	2004	Scott, Terrance	1983	Smith, Scott	2002
Paxson, William	1920	Putnam, Joe	1943	Roberts, Ryan	1992	Seales, Jhajuan	2013-14-15-16	Smith, Walker	2009
Payne, Calvin L.	1972-73			Robertson, Deric	2013-14-15	Seaton, Jeremy	2012-13-14-15	Smith, Wilbanks	1949-50-51
Payne, Don L.	1954			Robinson, Brent M.	1973-74-75	Seeman, Roy Dean	1951	Smithton, Shane	1985-86-87
Payne, Harold "Pete"	1962-63			Robinson, Glenn Wm.	1972-73	Seifried, Kurt	2003-04-06	Sneed, Frank	1964, 66-67
Payne, John D.	1951-52-53-54			Robinson, Jesse	2014-15-16	Seiler, Ernest	1922-23-24	Snider, Lee L.	1954
Payne, Loyal F.	1909-10			Robinson, Michael	1976-77	Sellari, Anthony	1964-65-66	Snow, David	1994
Pebworth	1911			Robinson, Ryan	2011-12	Sellers, Jim Dale	1961-62	Snow, Lewis "Tuffy"	1921-22-23
Peck, Roy K.	1961-62			Robinson, Terrence	1999-2000-01-02	Semke	1906	Snow, Russell K.	1940
Peddy, Leighton	1930-31			Robinson, Zac	2006-07-08-09	Settle, Halsey M. "Happy"	1964-65-66	Soergel, Donald R.	1959-60
Peery, Gordon	1924-25-26			Rockins, Chris	1980-81-82-83	Settles, Dan	1936	Soergel, Richard W.	1957-58-59
Peevy, Bard W.	1970-71-72			Rockwell, Nick	2011-12-13	Sewell, Vernon Lee	1957-58-59	Sokolosky, Taylor	2007-08
Pegram, Chris	1986-87			Rodgers, Phil	1927-28-29	Sexton, Andre	2006-07-08-09	Sooter, Sanford	1932-33
Pemberton, Fred	1992-93			Rogers, Anthony	2011-12-13	Shackleton, Ron	1950-51	Southall, Jack	1940-41-42
Peña, Al	2005			Rogers, Bill	1942	Shanklin, Chuck	1984-85	Spalding, Ike	1905
Penner, C. Harris	1968-69			Rogers, Ola	1901	Shannon, Scott	1912	Spalding, Ed	1910
Percy, Fred	1917, 19			Roland, Desmond	2012-13-14	Shannon, Lee	1912	Spatz, Marc	1991-92-93-94
Perrelli, Mark A.	1974-75-76			Roller, Keith	1989	Sharp, Carl	1908	Spavital, Jim J.	1944, 46-47-48
Perry, Tod	1987			Romans, Harvey Dee	1954-55	Sharp, Jack	1935-36-37	Speight, Paul	1979-80-81-82
Peters, Glen	1934			Roof, Ed	1947-48-49	Sharp, Quinn	2009-10-11-12	Spencer, Chester	1954-55
Peterson, Dee	1944			Roof, Kenneth	1946-47-48-49	Shaw, Charles	1946-47-48-49	Spencer, James	1980-81-82-83
Peterson, Kevin	2012-13-14-15			Roof, Woody E.	1968-69	Shaw, Ricky	1984, 86-87	Spencer, Joe	1942, 46-47
Peterson, Nathan	2004-05-06-07			Roselius, Oliver	1925-26	Shaw, Seymour	2002-03-04	Spruiell, Franklin	1945-46
Pettes, Steven A.	1971-72-73			Rosenthal, David J.	1972-73	Shayer, Earl	1908	Stafford, Fred	1917, 19-20-21
Pettigrew, Brandon	2005-06-07-08			Rosetti, Jess	1932-33	Sheffey, Darryl	1979	Stafford, Glen	1944
Pfieffer, Roger	1994-95-96			Ross, M. Gene	1947-48-49	Shelby, Fayne	1925-26	Staley, Kye	2011-12-13
Philippi, Rayburn	1934-35			Rowland, Jake	1999	Shelley, John	1945	Standberry, Tremayne	2003
Phillips, Bryan	1999-2000-01			Rudolph, Mason	2015-16	Sheperd, Brandon	2012-13-14-15	Stanley, Chris	1985-86-87-88
Phillips, Justin	2014-16			Rundle, Larry D.	1956-57-58	Shephard, Bob R.	1972-73-74	Stannard, Norton	1926-27
Phillips, Luke	2001-02-03			Runyan, Jerry	1961-62	Shepherd, Jacoby	1999	Stansberry, Willard	1960-61
Philpott, Jerry R.	1966-67-68			Rush, Jonathan	2010-11-12	Shepherd, Marty	1978	Stead, Mike	1979-80, 83
Pickett, Seville	1930-31-32			Russell, Jason	1999-2000-01-02	Sherrer, Lindsey	1998-99	Stebbins, Albert	1908
Pieratt, Bruce W.	1967-68			Russell, Rex D.	1960-61-62	Sherk, Jerry M.	1968-69	Stebbins, Robert	1908
Pierce, Alvin	1901			Ryan, James D. "Buddy"	1953-54-55	Shero, Demarcus	2012, 14	Steele, Bob P.	1950
Pierson, Reggie Lee	1973-74			Rylant, Sky	2002-03	Shirley, James Kent	1974-75-76	Steggs, Garrett	1998-99
Pinson, Lawrence	2002-03-04-05					Shively, Rex	1901-05	Stephens, Larry	2011-12, 14
Pipkins, Lenzy	2016					Shrayer, Emil	1906	Stephens, S. L.	1973-74
Pittman, Chester	1959-60					Shunkamolah, Joe	1943	Stephens, Steve B.	1975-76-77-78
Pitts, Lynn	1959-60					Simien, Kevin	1985-86	Stephenson, Randy	1977-78
Pogi, Aso	2000-01-02					Simmons, Craig	1975, 77-78	Stephenson, Robert	1977
Polk, Raymond	1980-81-82-83					Simmons, Homer B. "Mike"	1962-63	Sterns, Jordan	2013-14-15-16
Poloski, Tony	1937-38					Simmons, Nathan	1997-98-99	Stevenson, Eric	1998-99
Pontious, Tom W.	1954-55, 58					Simmons, Ryan	2012-13-14-15	Stewart, Darryl L.	1972-73
Poole, Claude	1926-27-28					Simpson, Maurice	1997-98	Stewart, Josh	2011-12-13
Porter, Alvin	1996, 99					Sims, Herschel	2011	Stiles, Chris	1983-84
Porter, Duane G.	1967-68					Sinclair, Freddie	2003	Stone, Billy	1995, 97
Porter, Ed	1932-33					Singleton, Eleck	1937-38-39	Storey, David	1984-85
Porter, Gary	1992					Sinko, Connor	2011-12-13	Stout, Elmer	1952
Portillo, Ray	1938-39					Sinor, Zach	2015-16	Stout, Ronnie P.	1968-69
Potter, Bill	1908					Slack, Leland	1961-62-63	Stover, Lee W.	1970, 72-73
Potts, Tim C.	1969-70					Slaybaugh, Joe	1901	Strack, Charles	1926
Pounds, Tony O.	1970-71					Smith, Antonio	2002-03	Stremme, Carl R.	1974
Poyner	1919					Smith, Chris	1987-88-89-90	Stremme, Thomas W.	1971-72-73
Powell, Darrell	1962-63					Smith, Darnell	2003-04-05-06	Strevey, Guy Donald	1950
Prater, Dean	1978-79-80					Smith, Ed	1978-79-80	Strickland, Craig	1995
Pratt, Charles A.	1940, 46					Smith, Fountain, Jr.	1972-73	Stuart, Jiggs	1940
Pratt, Leo	1942, 46					Smith, Isaac E., Jr.	1972-73	Stuart, Ned	1935-36

-Q-

Queen, Larry	1962-63
Quinn, Max	1943

-R-

Radnich, Spencer	1926-27
Rainbow, Earl	1941-42
Ramacher, Dominic	2013
Randall, Dennis A.	1964-65-66
Randle, Joseph	2010-11-12
Rankin, Rusty	1984-85
Rannebarger, Jason	2001
Ransom, Jamar	2002-03-04-05
Ratliff, David A.	1972
Ratliff, Greg	1981-82-83
Ray, Wilbur	1917-18-19-20
Raynor, Bobby	1988-89
Reber, Bryant	2015
Redden, Bruce	2005-06
Reddic, Donald A. "Donnie"	1974-75
Redding, Harold A.	1926-27
Redding, Wallace	1943
Reed, Duane A.	1952
Reed, Parson	1905
Reed, Roy	1908
Reel, Blanchard	1959-60
Reeves, Tim	1981-82
Rehrig, Alan	1977
Reichenstein, Michael	2013
Reid, Bobby	2005-06-07
Renick, Jess "Cab"	1939
Replogle, Rodney C.	1960-61-62
Rexegnier, M. A.	1910
Reynolds, Allie P.	1936-37-38
Reynolds, Cole	2006-07
Reynolds, Jack E.	1966-67-68
Reynolds, Jim	1940, 45
Rhodes, George	1944
Rice, Al	1913
Richards, Ramon	2014-15-16
Richardson, Andre	1994-95-96
Richardson, Reggie	1977-78-79
Richardson, Terance	1995-96, 98-99
Richmond, Greg	2000-01-02-03
Ricks, Jason	2004-06-07
Ricks, Lloyd	1934
Riddle, Jack	1944, 46
Riffe, Jake	1999-2000-01
Riggs, Melvin E.	1932-33
Rigney, Carl	1931-32-33
Riley, Bobby	1983-84-85-86
Riley, Martin	1949
Rinehart, Virgil	1914-15-16
Ringwall, Robert K.	1974-75-76

-S-

Salako, Victor	2015-16
Salmon, Marvin	1941-42
Sanders, Barry	1986-87-88
Sanders, Barry J.	2016
Sanders, Rod	1991-92
Satterwhite, Stacey	1988-89-90-91
Savage, Dantrell	2006-07
Sayles, Steve	1992
Scanland, Al	1940-41-42
Scanlon, Bill	1949
Schaaf, Waldo	1949-50-51
Schacher, Robert	1923, 27
Schellstede, Otis	1942, 45
Schiro, Bouncer	1985
Schneider, James	1933
Schneider, W. H.	1909
Schrage, Urban A.	1949, 52
Schreiber, S. E.	1909, 11-12
Schriener, Russell	1912-13-14-15
Schroeder, Christian	2014



LETTERWINNERS

Stubbs, Jerry	1949-50
Stubbsfield, Ewart	1918, 20
Stuteville, Orion	1925
Suda, George	1977
Suellentrop, Terry	1978-79
Sullivan, Clifton O.	1975-76
Sumpter, Steven	2013
Surette, Pete	1988-89-90-91
Suter, Andrew	2011-12-13
Sutton, Virgil	1901
Swartz, Raymond	1927-28-29
Swink, Hugh	1939-40-41
Sydney, Tim	1996-97-98-99

-T-

Talbot, A. E.	1911
Talbot, George	1903, 05
Talley, Saul	2002
Tarr, Arthur	1901, 03
Taormina, Jordan	2010
Tarrant, S. Douglas	1970, 72-73
Tate, Ralph	1942, 46
Taylor, Aundray	1978
Taylor, Ford	1924-25
Taylor, Jack	1940-41
Taylor, Lane	2009-10-11-12
Taylor, Raymond	2015
Taylor, Ricky H.	1973-74-75-76
Taylor, Robert K.	1963-64
Taylor, Roger	1978-79-80
Taylor, Vincent	2014-15-16
Taylor, William "Skip"	1974-75-76-77
Taylor, Worley	1977-78-79-80
Tea, Tonga	2007-08
Tedder, Leon	1943
Tero, Jim	1985-86
Terrell, Ty	1942
Terry, John	1923
Terry, Mike	1972-73-74
Tetsworth, Marshall	2006
Theilen, Robert	1951
Thomas	1903
Thomas, Edwin	1962-63
Thomas, Fred	1992-93
Thomas, George H.	1962-63-64-65
Thomas, James	2008-09-10-11
Thomas, Joe	1944-45-46-47
Thomas, Johnny	2008-09-10
Thomas, Juqua	1999-2000
Thomas, Justin	1998
Thomas, Sam	1992-93
Thomas, Thurman	1984-85-86-87
Thomas, Walter	2004
Thompson, Andre'	1991
Thompson, David	1993-94-95-96
Thompson, Jamie	2003-04-05
Thompson, Jerry	1963-64
Thompson, L.G.	1991
Thompson, Leonard I.	1973-74
Thompson, Matthew	1993-94-95
Thompson, Rich	1985, 87
Thompson, Ricky	1997-98
Thompson, Shannon	1993
Thompson, Warren	1983-84-85
Thornberry, Joe	1901
Thornberry, Wallace	1901
Tichenor, Jim	1932-33-34

Tiger, B.J.	1999
Tillman, Joseph "Jody"	1981
Timmons, Will	1983-84-85-86
Tipps, Harry	1952
Tircuit, Tharon	1991
Tisdell, Edward E.	1972-73
Tolleson, Jim	1980
Toston, Keith	2006-07-08-09
Townsend, Cody	2004-05
Traber, Jim	1980
Treadwell, Lamar	1937-38
Treece, Michael W.	1971
Trendle, Chad	1995
Trent, Kester	1933-34-35
Trigg, Hayden	1929-30-31
Trimble, Charles W.	1966-67-68-69
Troutt, Jeffrey C.	1972
Tucker, David	1983-84-85
Tucker, Jeromie	2004-05
Tucker, Kirk	2014-15-16
Turner, Jim	1930-31-32
Turner, Lorenzo	1975-76
Turner, Robert D.	1973-74-75
Turvey, Tom	1946-47
Tyler, Chris	1999-2000-01
Tyner, Scott	1992-93

-U-

Underhill, Holmes	1927-28
Underwood, Kenneth D.	1954-55-56-57
Upshaw, Bobby	1978-79
Upton, Charles	1961-62-63
Ussery, Beryl	1947-48

-V-

Vallon, Steve	1978
Vana, James	1981
Vance, Albert	1913-14-15
Vance, Leon Robert	1911-12-13-14
Vanderhoof, Dustin	2002
Vandrell, Jonathan	2000-01
Vanlandingham, Bob	1955-56-57
Vann, Cleveland	1971-72-73
VanPool, Don E.	1945, 47-48-49
Van Zant, Martel	2004-05-06-07
Vardeman, Bryan	2002-03
Vaughn, Lawson	1992-93-94-95
Veatch, Zac	2013-14-15-16
Verner, Charles	1990-91-92-93
Vice, Vance	1987-88-89
Victor, Vernon	1987-88-89
Vincent, Barry	1990-91
Vogel, Richard L.	1947-48
Vogler, George	1936-37-38
Vogler, Wayne	1943
Von Drehle, Richard	1948-49-50
Voyles, Carl "Dutch"	1917, 19

-W-

Waddle, Andre'l	1995-96-97-98
Wagner, Taylor Dan	1956-57-58-59
Wagner, William Wilson	1950
Wagoner, Jay	1910
Wahl, Vernon	1922-23-24
Wagner, Bill Gene	1944, 47
Wakefield, Matt	2002-03
Walker, Ira	1908

Walker, Kenneth R.	1974-75
Walker, Mark	1987, 89-90
Walker, Orlando "Skip"	1993
Walker, Richard	1923-24
Walkingstick, Sam	2016
Wallace, Kenneth J.	1966-67
Waller, Justin	2005-06-07
Walsh, J.W.	2012-13-15
Walstad, George	1959-60-61-62
Walstad, Rick	1986-87-88
Walters, Joe	1915-16
Walterscheid, Cole	2016
Ward, Bryant	2007-08-09-10
Ward, John H.	1967-68-69
Ward, Leon H.	1963-64, 66
Ward, Tommy J.	1961-62-63
Warner, Joe Bob	1990-91
Warner, Rod	1971
Warner, Zac	1997-98-99-2000
Warren, Edgar	1939
Warren, Skip Owen	1950-51-52
Washington, David	2005-06-07-08
Washington, James	2014-15-16
Washington, John	1983-84-85
Waterbury, Scott	1992-93-94-95
Watson, Bootsie	1931
Watson, Jesse	1937-38
Watson, Nate J.	1943-44-45-46
Watts, Dwayne	1993-94
Weatherbie, Charles A.	1973-74-75-76
Weathers, Charles	1923
Weaver	1905
Weaver, Alton	1997-98
Weaver, Carl	1913-14-15
Weaver, Earl	1911-12
Weaver, Walter J.	1919, 21
Weaver, Wayne	1945
Weber, Dean	1933-34
Webb, Blake	2012
Webb, Brandon	2011-12-13
Webb, David	1983-84
Webb, Joey	1997-98-99
Webb, K. Michael	1970
Webb, Melville Dennis	1935-36-37
Webb, Scott	1987, 89-90
Webber, Tralund	2016
Weeden, Brandon	2010-11
Weigle, John B.	1952-53
Weimer, John A.	1974-75-76
Weing, Charles	1935
Weissinger, Harold	1924-25-26
Welch, Edgar	1945, 50
Weller, Wade	1987
Wells, Billy	1977-78-79
Wells, Dean	1911
Wells, Gene	1947
Werner, Terry	1981, 83-84-85
Wertz, B.H.	1909
Wertz, John	1908
Westley, Raymond E.	1961-62
West, Barry J.	1956-57
West, Billy O.	1956-57-58
Wharry, Marcus	1988
Wheeler, Commodore	1914-15-16
Wheeler, Earl	1989-90
Wheeler, Josh	2003
White, Archie Daniel	1972

White, Cameron	1999
White, James C.	1972-73-74-75
White, John	1992-94
White, Kevin	2005
White, Reggie	1998-99-2000
Whitener, Chad	2015-16
Whitfield, David L.	1965-66
Whitt, Billy L.	1954-55-56
Whittenburg, Don	1926-27
Wiebener, Don	1945, 47
Wiggins, Jim G.	1956-57-58-59
Wilkinson, Marvin	1944-45-46
Wilkey, Travis K.	1971-72-73
Wilkins, Tony	1984-85
Wilks, David A.	1960-61
Williams, Armon	1919-20
Williams, Bill	1954-55-56-57
Williams, Bob	1936-37-38
Williams, Cleavon	1993-94
Williams, Darrent	2001-02-03-04
Williams, DeMise	1984-85-86
Williams, Dibrell	1926-27-28
Williams, Elmer	1989, 91-92
Williams, Franklin Jeff	1963-64-65
Williams, Greg	1990
Williams, Holland	1935
Williams, Howard	1921
Williams, J.	1913
Williams, Jamal	1995, 97
Williams, Jimmy	1970-71-72
Williams, Kenny	2003-04-05
Williams, Kevin	1993-94-95-97
Williams, Kevin	1999-2000-01-02
Williams, Larry	2016
Williams, Lonnie P.	1976-77-78
Williams, Mark	1991-92
Williams, Mike	2002-03
Williams, Norman	1993-94-95
Williams, Olen	1933
Williams, Oscar	1942
Williams, Ron	1985-86-87
Williams, Ronnie	1984, 86-87
Williams, Tevin	2005-06
Williams, Tyler	1991-92-93-94
Williams, W.	1919-20
Williams, William	1921-22
Willingham, Charles W.	1958-59-60-61
Willis, Shawn	2003-04-05
Willoughby, Alvin	1926-27-28
Wilson, Cecil	1988-89-90
Wilson, Chick	1920
Wilson, Danny	1986
Wilson, George Bernard	1951-52, 54
Wilson, Mark	1993-94
Wilson, Michael	2014-15-16
Wilson, Raymond	1921-22
Wilson, Scott	1992
Wilson, Rollo	1933
Wilson, Tom J.	1956-57-58-59
Wilson, Waldon	1939-40
Wurtz, Jack	1939-40-41
Winbold, Todd	1989
Winchester, Jerry	1978-79-80
Winters, N. E.	1909-10
Witcher, Joey	1988-89
Withers, A. C.	1903
Witt, Henry	1921-22-23

Witt, Warren	1941-42, 46
Wohlgenuth, John	2001-02-03-04
Wolf, Tom C.	1972-73-74
Wolfe, Mike	1985-86-87-88
Wolford, John	1931-32-33
Womack, Vernon L.	1954-55-56
Wood, Duane	1956-57-58-59
Wood, Everett	1955-56-57-58
Wood, Jim D.	1956-57-58-59
Woodard, Byron	1985-86-87-88
Wooden, George T.	1950-51
Woods, Artrell	2006
Woods, D'Juan	2003-04-05-06
Woods, Donovan	2004-05-06-07
Woods, Rashaun	2000-01-02-03
Woods, Tommy Lee	1971
Woodson, Clay	1912-13-14
Woodson, LeMoynes	1943
Woolridge, Mike	1989-90-91-92
Wortham, Roddy	1990, 92-93
Wren, Sam	2013-14
Wright, Albert	1927
Wright, Chris	2001-02-03
Wright, Clifford	1934-35
Wright, Kenyatta	1996-97-98-99
Wright, Thomas	2002-03-04
Wyatt, Shelby	1935-36-37
Wyatt, William	1934
Wynn, Matt	1971-72

-Y-

Yancy, Windell	1983-84-85-86
Yates, Patrick Danny	1971-72
Yerry, Marc	2008
York, Bill E.	1960-61-62
York, Otis	1927-28
Youman, Wilson	2008-09-10-11
Young, Benard L.	1974-75
Young, David	1978
Young, Ricky	1979-80-81
Young, Terry	1978-79, 81-82
Young, Vincent	1913-14
Young, William L.	1965-66-67-68
Young, Willie	1999-2000-01-02
Younger, Leslie B.	1939-40-41

-Z-

Zachary, Kenny	1982-83-84
Zeigler, Lewis R.	1952
Zentic, Mike	1986
Znamenacek, Ed	1905



University

With more than 350 undergraduate and graduate degrees and options, as well as professional degree programs in medicine and veterinary medicine, OSU provides unmatched diversity of academic offerings.





OKLAHOMA STATE UNIVERSITY



Oklahoma's only university with a statewide presence, Oklahoma State University is a five-campus, public educational system that improves the lives of people in Oklahoma, the nation, and the world by adhering to its land-grant mission of high-quality teaching, research and outreach.

OSU research, scholarship, and creative activities promote human and economic development through the expansion of knowledge and its application.

Established as a result of the Morrill Act, the Stillwater campus is the home of the OSU System. OSU was founded on Dec. 25, 1890, as Oklahoma Agricultural and Mechanical College. On July 1, 1957, Oklahoma A&M College became Oklahoma State University.

The OSU System has an enrollment of more than 35,000 students across all its campuses. Named Oklahoma's inau-

gural Truman Honor Institution for its production of Truman Scholars, OSU today boasts students from all 50 states and more than 100 nations. There are more than 250,000 OSU alumni throughout the world.

When it comes to outreach, OSU reaches across the state of Oklahoma. It has five campuses: Stillwater, which includes the Center for Veterinary Health Sciences; OSU-Tulsa; OSU-Oklahoma City; OSU Institute of Technology in Okmulgee; and the OSU Center for Health Sciences in Tulsa, which includes the OSU Medical Center. OSU also boasts 16 agricultural experiment stations statewide, extension offices serving all the state's 77 counties and research facilities in Stillwater and Tulsa.

With more than 350 undergraduate and graduate degrees and options, as well as professional degree programs in medicine and veterinary medicine, OSU provides unmatched diversity of academic offerings.

OSU conducts innovative research and technology transfer that enhance Oklahoma's economic vitality and its quality of life. The focus has expanded greatly since 1890, but the third cornerstone of the university's land-grant mission remains as crucial for the future of Oklahoma as it was at statehood. Interdisciplinary collaborations with academic institutions, government agencies, private business, and industry ensure that contributions of faculty and student researchers to the development of new knowledge and its dissemination are pertinent and lasting.

Areas of emphasis include: alternative energies and conservation; animal-based agriculture and biotechnology; environmental protection; food production and safety; health and medicine; manufacturing and advanced materials; national defense and homeland security; sensors and sensor technologies; aerospace and unmanned aerial systems; and transportation and infrastructure

BOARD OF REGENTS



LOU WATKINS
Chair



DOUGLAS E. BURNS
Vice Chair



CALVIN J. ANTHONY



JAROLD CALLAHAN



RICK DAVIS



JOE D. HALL



TUCKER LINK



DR. TRUDY MILNER



JIM REESE



OKLAHOMA STATE UNIVERSITY

Although OSU is a large, comprehensive university, its size does not minimize the personal attention given to each student. OSU encourages all students when they first enroll to identify the college in which they wish to major. Because the average number of students majoring in any one department is less than 150, the student can count on personal attention in a friendly environment.

OSU offers students many distinct advantages. It has nearly four million volumes in the library; modern research laboratories and equipment; excellent physical education, recreation and student union facilities; nationally-recognized residence hall programs; outstanding cultural and sporting events; nearly 500 student organizations; and nearly 40 nationally affiliated fraternities and sororities that provide a stimulating educational and social environment.

UNIVERSITY HISTORY

The story of Oklahoma State University began on Christmas Eve, 1890, at the McKennon Opera House in Oklahoma's territorial capital of Guthrie when Territorial Governor George W. Steele signed legislation establishing an Oklahoma Agricultural and Mechanical College (OAMC) in Payne County.

OAMC's first students assembled for class on Dec. 14, 1891, even though there were no buildings, no books, and no curriculum. The college's first students attended classes in the Stillwater Congregational Church. The original campus consisted of 200 acres of prairie that were donated by four local homesteaders. The college's first six graduates received their diplomas in 1896.

Visitors to the OSU campus often marvel at its beauty and consistency of architecture. Much of the credit goes to legendary president, Henry G. Bennett, who served from 1928-1951. Dr. Bennett's 25-year campus master plan envisioned some of the university's most famous and beautiful structures, including the Edmon Low Library and the OSU Student Union.

A new campus master plan is guiding unprecedented construction that is making OSU more competitive in academics and athletics. Since the fall of 2008, OSU has opened the Multimodal Transportation Terminal, the North Classroom Building, the west end zone of Boone Pickens Stadium, a refurbished Old Central, the Donald W. Reynolds Architecture Building, an upgraded Murray

Hall, the Henry Bellmon Research Center and a renovated Student Union, considered the most comprehensive union in the country. Most recently, the university has opened University Commons residential life facility, Bert Cooper Engineering Structures Lab, a new information technology building, library annex, Greenwood Tennis Center, a new outdoor track, a renovated Atherton Hotel and a new wing to the College of Human Sciences building. Work is under way on a new business building, the McKnight Center for the Performing Arts and other projects. Hall of Fame Avenue on the north, University Avenue on the south, and Monroe Street through the campus core have been significantly upgraded, and the university is making numerous upgrades to its campus landscape.

OSU grew quite rapidly following World War II. The post-war years were marked by a huge enrollment surge. The mid-1940s also were a golden era for athletics at Oklahoma A&M. In a 90-day period in early 1945, A&M teams won the Cotton Bowl, the NCAA championship in wrestling, and the NCAA championship in basketball. The next year, the wrestling and basketball teams repeated as national champions, and the football team won the Sugar Bowl to clinch a national title, which was retroactively awarded by the Football Writers Association of America.

By the 1950s, the college had grown substantially. In 1957, Oklahoma A&M became The Oklahoma State University for Agriculture and Applied Science.

During the next three decades, OSU would build academic programs to match its new status. Enrollment more than doubled from 10,385 in 1957 to more than 23,000 in the 1980s. OSU became a statewide university system, adding branches in Okmulgee in 1946 and Oklahoma City in 1961. OSU merged with the Oklahoma College of Osteopathic Medicine in 1988, and OSU-Tulsa was born in 1999.

Today, OSU has more than 35,000 students across five campuses and a presence in every Oklahoma county through its extension offices and experiment stations. From six graduates in 1896, to more than 7,000 annually today, the small college on the prairie has grown and prospered far beyond the dreams of its founders. OSU teaching, research and graduates are making a bigger impact on the lives of people around the world than ever before. It's a great time to be a Cowboy!



Oklahoma State University, in compliance with Title VI and VII of the Civil Rights Act of 1964, Executive Order 11246 as amended, and Title IX of the Education Amendments of 1972 (Higher Education Act), the Americans with Disabilities Act of 1990, and other federal and state laws and regulations, does not discriminate on the basis of age, race, color, religion, sex, sexual orientation, genetic information, gender identity or expression, national origin, disability, protected veteran status, or other protected category, in any of its policies, practices or procedures. This provision includes, but is not limited to admissions, employment, financial aid, and educational services. OSU is a VEVRAA Federal Contractor and desires priority referrals of protected veterans for its openings. OSU will not discharge or in any other manner discriminate against employees or applicants because they have inquired about, discussed, or disclosed their own pay or the pay of another employee or applicant. However, employees who have access to the compensation information of other employees or applicants as a part of their essential job functions cannot disclose the pay of other employees or applicants to individuals who do not otherwise have access to compensation information, unless the disclosure is (a) in response to a formal complaint or charge, (b) in furtherance of an investigation, proceeding, hearing, or action, including an investigation conducted by the employer, or (c) consistent with the contractor's legal duty to furnish information. The Director of Equal Opportunity, 408 Whitehurst, OSU, Stillwater, OK 74078-1035; Phone 405-744-5371; email: eeo@okstate.edu has been designated to handle inquiries regarding non-discrimination policies: Director of Equal Opportunity. Any person (student, faculty, or staff) who believes that discriminatory practices have been engaged in based on gender may discuss his or her concerns and file informal or formal complaints of possible violations of Title IX with OSU's Title IX Coordinator 405-744-9154." See <http://leeo.okstate.edu/title-ix> for more information.



UNIVERSITY PRESIDENT BURNS HARGIS



OKLAHOMA STATE
COWBOYS



BURNS HARGIS

UNIVERSITY PRESIDENT
10TH YEAR

Burns Hargis was named the 18th President of Oklahoma State University and the OSU System in December 2007 and took office March 10, 2008.

Hargis oversees one of the nation's most comprehensive land-grant university systems with more than 35,000 students, 7,400 employees, and campuses located in Stillwater, Tulsa, Oklahoma City and Okmulgee.

He has guided OSU to record enrollment and record fundraising, reaching the \$1 billion Branding Success campaign goal in April 2013, nearly two years ahead of schedule. The campaign focused on student scholarships, faculty and other vital resources and programs. He also is overseeing a construction boom that is transforming the OSU campus to be more competitive in academics and athletics.

Hargis has a bold vision of creating a modern land-grant university that cuts across disciplines to better prepare students for success.

Hargis, who holds degrees in accounting from Oklahoma State University and in law from the University of Oklahoma, is the second OSU graduate to lead the university as president. Oliver S. Willham, who served as president from 1952 to 1966, graduated from then Oklahoma A&M in 1923.

He is past chairman of the Big 12 Conference Board of Directors and represents the conference as a member of the Board of Managers of the College Football Playoff.

Before being named OSU President, Hargis had a long and distinguished legal and business career, with active civic and philanthropic leadership across many fronts. He also is familiar to many Oklahomans through the political perspective and wit he provided on the award-winning television program "Flashpoint".

Prior to coming to OSU, he was Vice Chairman of Bank of Oklahoma, N.A. Before joining Bank of Oklahoma in 1997, Hargis practiced law in Oklahoma City for 28 years, most recently with the firm of McAfee & Taft. He is a former president of the Oklahoma County Bar Association, former president of the Oklahoma Bar Foundation, and is a Fellow of the American Bar Foundation.

Hargis served as vice-chairman of the Oklahoma State Election Board, the Oklahoma Constitutional Revision Commission, and served as Chairman of the Oklahoma Commission for Human Services. Hargis was a candidate for the Republican nomination for Governor of Oklahoma in 1990.

A firm believer in the power of imagination and collaboration, Hargis was the first chair of the Oklahoma Creativity Project. He has served and chaired many boards, including the Board of Regents for the Oklahoma Agricultural and Mechanical Colleges of Oklahoma State University.

Hargis received the state's highest honor when he was inducted into the Oklahoma Hall of Fame in 2009. Hargis and his wife, Ann, have two married children and three grandchildren.



As the private fundraising organization for Oklahoma State University, the OSU Foundation unites donor and university passions and priorities to achieve excellence.

We manage donor dollars to provide the most advanced educational opportunities to students, faculty, staff, alumni and friends of OSU. From scholarships to community programs, our donors generously support the spirit and tradition of Oklahoma State University.

We invite you to learn more about our organization, our leaders and those who support America's Brightest Orange. As always, please feel free to contact us for additional information or visit us the next time you're in Stillwater!

DISCOVER YOUR ORANGE PASSION
OSUGIVING.COM





ATHLETIC DIRECTOR MIKE HOLDER



OKLAHOMA STATE
COWBOYS



MIKE HOLDER

ATHLETICS DIRECTOR

13TH YEAR | OKLAHOMA STATE, 1970

Recognized as a 2013 finalist for National Athletic Director of the Year in the Sports Business Awards by *SportsBusiness Journal* and *SportsBusiness Daily*, Mike Holder is a central figure in Oklahoma State's current athletic resurgence. He was named Vice President for Athletic Programs and Director of Intercollegiate Athletics at Oklahoma State University on Sept. 16, 2005.

In his 32 years of leading his alma mater's golf program, Holder's name became synonymous with success not only on the golf course, but in fundraising, facility development and the academic performance of his student-athletes. In fact, a case could be made that Holder took Oklahoma State's already strong golf program and transformed it into America's best.

Those same leadership skills have served him well in his time guiding OSU's athletic department. His plan and vision for the betterment of Cowboy and Cowgirl athletics have taken shape, most notably with the completion of Boone Pickens Stadium. The stadium, now a horseshoe with more than 60,000 seats, features 123 suites.

Also during Holder's tenure, OSU opened the 92,000 square foot Sherman E. Smith Training Center to serve several Cowboy and Cowgirl teams, the sparkling 50,000-square foot Michael and Anne Greenwood Tennis Center - which features six indoor courts and 12 outdoor courts - and a brand new track and field complex. In the spring of 2017, OSU broke ground on a new \$20 million soccer complex that is planned to open in the fall of 2018.

OSU has won five more national team championships under Holder's watch, raising the school's championship count to 56 - the fourth best total in the country and tops in the Big 12 Conference. With Holder serving as athletic director, 11 different OSU teams have combined to win 46 Big 12 team titles.

The Cowboy football team has appeared in 11 straight bowl games for the first time in school history. In 2011, OSU claimed its first outright conference football championship of the modern era.

Holder's tenure has also featured landmark fundraising by the athletic department, including the \$165 million gift from T. Boone Pickens that pushed OSU's facility drive into high gear. The legendary OSU alum also helped complete the west end zone project with another \$63 million gift in 2008.

At Holder's urging, OSU Athletics has placed an emphasis on scholarship endowments. The "Leave A Legacy" endowment drive has seen Oklahoma State climb from dead last in the Big 12 to the top with gifts and commitments of approximately \$61 million. As recently as 2009, OSU's endowment stood at just \$2.1 million.

Perhaps Holder's adept fundraising stems from his "fund-giving". He and his wife, Robbie, illustrated their commitment to Oklahoma State when they donated \$500,000 for the first fully endowed scholarship for Cowboy football. The scholarship is named for former OSU player, the late Vernon Grant. The Holders' lifetime giving to OSU surpasses \$2.5 million, including \$1 million for an entrepreneurship super chair at OSU in the Spears School of Business.

"Robbie and I made the gift to the college of business because of (OSU donors) Malone and Amy Mitchell," Holder said at the announcement. "Having two degrees in business was the icing on the cake. I would like to see the new program nationally recognized and make a difference in the lives of young people."

Malone and Amy Mitchell had made a \$57.2 million gift to OSU, split evenly between athletics and academics, on the day the Holders announced their \$1 million gift.

Things are on the upswing at the turnstiles as well. Oklahoma State set new school records for football season ticket sales in 2008, 2009, 2011, 2012 and 2013, surpassing the 50,000 mark for the first time in 2013 with a final tally of 50,223 season tickets sold that season.

During his tenure as the men's golf coach, Holder's successes included not only his team's results on the course, but his players' performances in the classroom and beyond. His vision and fundraising abilities resulted in the creation of Karsten Creek, a magnificent golf course in Stillwater, selected as the Best New Public Course in 1994 by *Golf Digest* magazine. That publication listed Karsten Creek as the nation's 14th "greatest public course" in 2017.

In 2000, Holder's Cowboy golf team claimed the national championship, marking the eighth time his squad carried home the NCAA trophy. And while high national finishes are the norm at Oklahoma State, the accomplishments of his teams never stopped at the 18th hole.

Holder took over his OSU coaching post on July 1, 1973, and during his tenure, his teams set student-athlete standards that were unequalled. While he coached 112 All-America selections, including 38 first-team choices, and has numerous former players competing on the PGA Tour, overseas and on mini-tours, Holder saw to it that his players also excelled in the classroom. During his tenure, OSU produced three Ben Hogan Award winners, which was based on academic and athletic excellence nationwide. Kevin Wentworth earned the honor in 1990, Trip Kuehne claimed the prestigious award in 1995 and Hunter Mahan was named the 2003 recipient. Kuehne was OSU's outstanding male graduate in 1995 as well.

Holder is one of five coaches in NCAA history, regardless of sport, to win a national championship in four different decades. Three times Holder coached the Cowboys to the national team title the same year an OSU individual also claimed medalist honors (1978, 1987 and 2000). Along the way, he claimed 25 conference championships. His 21 Big Eight championships were the second most by a head coach in any sport, trailing only Kansas basketball coach Phog Allen.

As a student-athlete, Holder was the 1970 Big Eight medalist and led OSU to the conference team title. He was a third-team All-American as a junior and a senior and an honorable mention All-American as a sophomore.

Holder, a graduate of Ardmore High School, earned his degree in marketing from Oklahoma State in 1970 and completed work on his MBA at OSU in 1973. His wife, Robbie, graduated as salutatorian from Jasper High School in 1966, and attended the University of Houston where they met at the All-American Intercollegiate golf tournament in 1968.

MIKE HOLDER CAREER CAPSULE

1968-70 OSU MEN'S GOLF LETTERWINNER

- 1968 Honorable Mention All-American
- 1968 Oklahoma State Amateur Champion
- 1969 Third-team All-American
- 1970 Third team All-American
- 1970 Big Eight Conference Individual Champion

1973-2005 OSU MEN'S GOLF HEAD COACH

- Eight NCAA Team Championships
- 25 Conference Team Championships
- Six NCAA individual champions
- 12 National Players of the Year and 112 All-Americans
- 20 conference individual champions
- 21 Academic All-Americans

2005-PRESENT OSU ATHLETIC DIRECTOR

- Finalist for the 2013 National Athletic Director of the Year award from the *SportsBusiness Journal*
- Lead figure in the construction of Karsten Creek Golf Course, which is a fixture on any list of best collegiate facilities in the country
- Oversaw the transformation of Boone Pickens Stadium into one of America's most spectacular football facilities
- Developed a facilities master plan that has already resulted in the construction of the Sherman Smith Training Center, the Greenwood Tennis Center and a new outdoor track and field facility
- Oklahoma State has won the following NCAA team titles during Holder's tenure as Athletic Director:

- 2006 Wrestling
- 2006 Men's Golf
- 2009 Men's Cross Country
- 2010 Men's Cross Country
- 2012 Men's Cross Country



OKLAHOMA STATE ATHLETIC DEPARTMENT

2016-17 HIGHLIGHTS

BIG 12 TEAM CHAMPIONS

- Men's Cross Country
- Wrestling
- Women's Tennis (Regular Season)
- Baseball (Tournament)

NCAA INDIVIDUAL CHAMPIONS

Dean Heil, Wrestling – 141 pounds

ALL-AMERICANS

- Hassan Abdi, Men's Cross Country
- Josh Thompson, Men's Cross Country
- Josh Thompson, Men's Indoor Track and Field – Mile run
- Brandon Singleton, Men's Indoor Track and Field – DMR
- Bradley Johnson, Men's Indoor Track and Field – DMR
- Craig Nowak, Men's Indoor Track and Field – DMR
- Hassan Abdi, Men's Indoor Track and Field – DMR
- Kaela Edwards, Women's Indoor Track and Field – Mile run
- Jawun Evans, Men's Basketball
- Nick Piccininni, Wrestling – 125 pounds
- Kaid Brock, Wrestling – 133 pounds
- Dean Heil, Wrestling – 141 pounds
- Joe Smith, Wrestling – 157 pounds
- Chandler Rogers, Wrestling – 165 pounds
- Kyle Crutchmer, Wrestling – 174 pounds
- Nolan Boyd, Wrestling – 184 pounds
- Preston Weigel, Wrestling – 197 pounds
- Hannah Mitchell, Equestrian – Reining
- Ebba Lange, Equestrian – Reining
- Maggie Drysch, Equestrian – Equitation on the Flat
- Julian Cash, Men's Tennis (doubles)
- Arjun Kadhe, Men's Tennis (doubles)
- Viktoriya Lushkova, Women's Tennis
- Garrett McCain, Baseball
- Vanessa Shippy, Softball
- Josh Thompson, Men's Outdoor Track and Field - 1,500 meters
- Kaylee Dodd, Women's Outdoor Track and Field - 800 meters
- Zachary Olsen, Men's Golf

BIG 12 PLAYER OF THE YEAR

- Courtney Dike, Soccer – Co-Offensive Player of the Year
- Hassan Abdi, Men's Cross Country
- Dean Heil, Wrestling
- Hannah Mitchell, Equestrian - Reining

BIG 12 INDIVIDUAL CHAMPIONS

- Nick Piccininni, Wrestling – 125 pounds
- Dean Heil, Wrestling – 141 pounds
- Anthony Collica, Wrestling – 149 pounds
- Joe Smith, Wrestling – 157 pounds
- Kyle Crutchmer, Wrestling – 174 pounds
- Nolan Boyd, Wrestling – 184 pounds
- Preston Weigel, Wrestling – 197 pounds
- Austin Schafer, Wrestling – 285 pounds
- Josh Thompson, Men's Indoor Track and Field - Mile run
- Craig Nowak, Men's Indoor Track and Field – 3,000 meters
- Matthew Fayers, Men's Indoor Track and Field – DMR
- Brandon Singleton, Men's Indoor Track and Field – DMR
- Bradley Johnson, Men's Indoor Track and Field – DMR
- Craig Nowak, Men's Indoor Track and Field – DMR
- Kaela Edwards, Women's Indoor Track and Field – 800 meters
- Abbie Hetherington, Women's Indoor Track and Field – 1,000 meters

Very few athletic departments produce the kind of consistent success found at Oklahoma State.

OSU's athletic department boasts NCAA team championships in five different sports – wrestling (34 titles), men's golf (10 titles), men's cross country (four titles), men's basketball (two titles) and baseball (one title). Additionally, OSU football and equestrian have been recognized as national champions by other organizations, with football honored as the American Football Coaches Association national champion in 1945 and equestrian winning four team national titles as recognized by the National Collegiate Equestrian Association.

Counting NCAA team titles plus football, OSU has won 52 national championships - a mark that ranks fifth among all Division I schools.

That same success translates on the conference level, where Oklahoma State has amassed 402 team conference championships entering the 2017-18 academic year. A team-by-team look at OSU athletics:

MEN'S CROSS COUNTRY/TRACK AND FIELD

Oklahoma State has won three NCAA cross country team championships since 2009 and finished in the top 10 at the NCAA Championships in six of the last eight seasons. The Cowboys have won nine straight Big 12 team titles.

OSU won the 2014 and 2016 Big 12 Indoor Track and Field team championships and placed 15th at the 2016 NCAA outdoor championships. A Cowboy has won an NCAA title in two of the past three outdoor seasons, with Chad Noelle winning the 1,500 meters in 2015 and Nick Miller winning the hammer throw in 2016.

The 2017 squad featured 12 Academic All-Big 12 selections, including Big 12 men's track and field scholar-athlete of the year Craig Nowak.

WOMEN'S CROSS COUNTRY/TRACK AND FIELD

The Cowgirls won the 2015 Big 12 cross country title and have placed in the top four at the Big 12 meet in each of the past six seasons. For context, OSU had only three top-three finishes at the Big 12 meet from 1990-2010.

Kaela Edwards won the 2016 NCAA indoor mile championship and as a team, OSU placed 10th at the 2016 NCAA indoor meet and 12th at the NCAA outdoor meet - both of which marked the best in program history.

In 2017, the Cowgirls ranked second in the league with 24 Academic All-Big 12 honorees.

SOCCER

The Cowgirls have earned berths in nine of the last 11 NCAA Championships and advanced to the Elite Eight

MOST NCAA TEAM TITLES

(Includes football)

- 114 Stanford
- 114 UCLA
- 113 USC
- 53 Penn State
- 52 *Oklahoma State*
- 49 Texas
- 47 LSU
- 45 Arkansas
- 44 Michigan
- 43 North Carolina

MOST NCAA TEAM TITLES (BIG 12)

(Includes football)

- 52 *Oklahoma State*
- 49 Texas
- 39 Oklahoma
- 21 West Virginia
- 13 Iowa State
- 11 Kansas
- 4 TCU
- 3 Baylor
- 1 Texas Tech
- 0 Kansas State


in 2010 and 2011. From 2008-11, OSU celebrated four consecutive Big 12 championships. Forward Courtney Dike played in the 2015 FIFA Women's World Cup.

In 2017, 13 Cowgirls secured Academic All-Big 12 recognition, highlighted by CoSIDA Academic All-American Courtney Dike.

FOOTBALL

Four times has Mike Gundy coached the Cowboys to a bowl game now referred to as one of the New Year's Six since 2010. The Pokes appeared in the 2010 Cotton Bowl, the 2012 Fiesta Bowl, the 2014 Cotton Bowl and the 2016 Sugar Bowl. Notable products of Cowboy football include 1988 Heisman Trophy winner Barry Sanders, five-time NFL Pro Bowler Thurman Thomas and current NFL Pro Bowlers Russell Okung, Dez Bryant and Dan Bailey.


In 2016, OSU set a school record with 22 Academic All-Big 12 selections and in 2017, the Cowboys set a program record with a 974 score on the NCAA Academic Progress Rate (APR).



The Cowboy baseball team won the Big 12 Tournament title in 2017.



OKLAHOMA STATE ATHLETIC DEPARTMENT



Dean Heil won his second NCAA wrestling individual championship in 2017.

MEN'S BASKETBALL

With two national championships, six appearances in the Final Four, 11 appearances in the Elite Eight and 14 trips to the Sweet 16, OSU basketball is a consistent power. The Cowboys have won 20 games or more in 20 of the last 27 seasons.

In 2017, Cowboy point guard Jawun Evans became the 22nd All-American in program history. Other notable OSU products include Hall of Famers Henry Iba and Bob Kurland, plus coach Eddie Sutton. Two of the NBA's fiercest defensive standouts - Marcus Smart of the Boston Celtics and Tony Allen of the Memphis Grizzlies - hail from Oklahoma State.

In the classroom, Christien Sager was named as an Oklahoma State Senior of Significance in 2015 and both Mitchell Solomon and Ford Stuen earned Academic All-Big 12 honors in 2016.

WOMEN'S BASKETBALL

OSU has seven NCAA Tournament appearances in the last 11 seasons and advanced to the Sweet 16 in 2008 and 2014. The Cowgirls have won 127 games over the past six years and produced the 2016 Big 12 Player of the Year in Brittney Martin and the 2016 Big 12 Coach of the Year in Jim Littell.

Six Cowgirls earned Academic All-Big 12 honors in 2016 and Kaylee Jensen was an Academic All-American in 2017.

EQUESTRIAN

Winners of four of the past six Big 12 team titles - including the 2016 crown, the Cowgirls have four national championships to their credit (2000, 2003, 2004 and 2006). OSU added Western titles in 2005 and 2013. In 2017, 15 Cowgirls earned Academic All-Big 12 recognition.

WRESTLING

The winningest program in all of North American sports - NCAA or professional - Cowboy wrestling boasts 34 NCAA team championships and 142 NCAA individual crowns. The Cowboys have won seven of the last eight Big 12 team titles and produced the 2016 Hodge Trophy winner in Alex Dieringer. OSU was the 2016 NCAA runner-up and finished third at NCAAs in 2017.

Included among OSU's eight Academic All-Big 12 honorees in 2017 was two-time NCAA champion Dean Heil.

SOFTBALL

OSU has made seven trips to the Women's College World Series, the most recent of which came in 2011. Cowgirls Melanie Roche, Michele Smith and Lauren Bay all represented their countries in the Olympics. In 2015, Shelby Davis became the first Cowgirl to be selected in the National Pro Fastpitch College Draft, going eighth overall. OSU advanced to the regional final at the NCAA Championships in both 2016 and 2017.

Vanessa Shippy was the 2016 Big 12 Player of the Year and in 2017, became the first Cowgirl softball player to be a two-time All-American on the field and a two-time Academic All-American in the classroom.

MEN'S GOLF

Owners of 10 NCAA team titles and claiming eight NCAA individual champions and 54 conference titles (including five of the last 10 Big 12 crowns), Oklahoma State is among college golfing's great programs. Included on OSU golf's list of alumni are PGA performers Rickie Fowler, Hunter Mahan, Peter Uihlein, Morgan Hoffmann, Alex Noren, Charles Howell III, Bo Van Pelt, Scott Verplank and Kevin Tway.

The Cowboys were honored by the NCAA for posting a perfect multi-year score of 1,000 in the most recent round of Academic Progress Rate (APR) data.

WOMEN'S GOLF

Seven of the past 10 Big 12 Golfers of the Year have come from Oklahoma State and Courtney Jones was named Big 12 Coach of the Year in 2016 after leading the Cowgirls to the conference crown. Of the 21 Big 12 Championships contested since the league's inception, the Cowgirls have won nine - twice as many as any other school.

Senior Kenzie Neisen won the Big 12 individual title in 2015 and 2016.

MEN'S TENNIS

The Cowboys have piled up 18 conference championships through the years and have competed in the NCAA Championships in 11 of the last 15 seasons, including a trip to the Sweet 16 in 2016. Jay Udewadia was honored as the ITA Central Region Coach of the Year in 2017.

WOMEN'S TENNIS

The Cowgirls were 2016 NCAA runner-up, have advanced to the NCAA Elite Eight each of the past two seasons and won both the Big 12 regular season title and the conference tournament in 2016, with head coach Chris Young earning Big 12 Coach of the Year accolades for his efforts.

In 2016, Katarina Adamovic earned All-America honors, was selected as the Most Outstanding Player of the NCAA Championships and was one of six Cowgirls to earn Academic All-Big 12 honors.

The Cowgirls were honored by the NCAA for posting a perfect multi-year score of 1,000 in the most recent round of Academic Progress Rate (APR) data.

BASEBALL

One of the sport's most revered programs, Oklahoma State has made 43 trips to the NCAA Tournament, 20 trips to the College World Series and boasts 32 conference championships, including the 2017 Big 12 title. In Robin Ventura and Pete Incaviglia, the Cowboys claim two of the best college baseball players of all time. OSU has made five straight trips to the NCAA tournament, with Super Regional appearances in 2014 and 2016 and a College World Series trip in 2016.

In the fall of 2016, the Cowboys had 38 players earn a 3.0 GPA or higher and set a program record with a 3.288 team GPA.

2016-17 HIGHLIGHTS

BIG 12 INDIVIDUAL CHAMPIONS, CONTINUED

Molly Sughroue, Women's Indoor Track and Field - Mile run
Molly Sughroue, Women's Indoor Track and Field - DMR
Stephanie Ferrante, Women's Indoor Track and Field - DMR
Kaylee Dodd, Women's Indoor Track and Field - DMR
Kaela Edwards, Women's Indoor Track and Field - DMR
Josh Thompson, Men's Outdoor Track and Field - 1,500 meters
Hassan Abdi, Men's Outdoor Track and Field - 10,000 meters
Jacob Fincham-Dukes, Men's Outdoor Track & Field - Long Jump
Savannah Camacho, Women's Outdoor Track & Field - 800 meters
Kaela Edwards, Women's Outdoor Track and Field - 1,500 meters

FRESHMAN ALL-AMERICA

Justice Hill, Football
Viktor Hovland, Men's Golf

BIG 12 NEWCOMER OF THE YEAR

Michelle Magnani, Women's Cross Country
Artur Dubinski, Men's Tennis

ACADEMIC ALL-AMERICA

Courtney Dike, Soccer
Brad Lundblade, Football
Kaylee Jensen, Women's Basketball
Vanessa Shippy, Softball

BIG 12 SCHOLAR-ATHLETE OF THE YEAR

Luis Martinez, Men's Cross Country
Kaylee Jensen, Women's Basketball
Vanessa Shippy, Softball
Craig Nowak, Men's Track and Field

BIG 12 COACH OF THE YEAR

Dave Smith, Men's Cross Country
Larry Sanchez, Equestrian

2016-17 NCAA PLACEMENTS

(based on Learfield Cup scoring system)

Wrestling	3rd
Men's Golf	5th
Women's Tennis	5th
Equestrian	5th*
Football	11th
Men's Cross Country	12th
Women's Cross Country	17th
Men's Tennis	17th
Softball	17th
Men's Indoor Track and Field	30th
Baseball	33rd
Men's Basketball	33rd
Soccer	33rd
Women's Golf	37th
Women's Indoor Track and Field	39th
Women's Outdoor Track and Field	48th
Men's Outdoor Track and Field	51st
Women's Basketball	Did not place

*As an NCEA sport (not NCAA), equestrian is not counted in OSU's actual Learfield Cup points total.



MR. T. BOONE PICKENS



T. Boone Pickens is arguably OSU's (and the state's) most visible personality. His various endeavors and colorful demeanor have been chronicled on the covers of most American business publications and by some of the most-watched television programs in the country.

During the span of his long career, T. Boone Pickens has created thousands of jobs and made billions of dollars—for others as well as himself—and he isn't timid about spreading it around. "I like making money. I like giving it away.... not as much as I like making it, but it's a close second," he has often said.

The breadth of his philanthropy—which approaches \$1 billion during his career—includes health and medical research, treatment and services; entrepreneurship; kids at risk; education and athletics, with a particular focus on his alma mater, Oklahoma State University; corporate health and fitness; and conservation and wildlife management. While many donations involve tens of millions of dollars and attract headlines, there are hundreds more ranging from hundreds of thousands to several hundred. Each is important in its own way.

The establishment of the T. Boone Pickens Foundation has ensured his continued ranking as one of the top U.S. philanthropists. The Pickens Foundation is improving lives through grants supporting educational programs, medical research, athletics and corporate wellness, at-risk youths, the entrepreneurial process and conservation and wildlife initiatives.

In 2007, Pickens brought his innovative entrepreneurial approach to the philanthropic sector, announcing the Foundation's largest gifts yet—\$50 million each for two University of Texas health care institutions: UT Southwestern Medical Center at Dallas and The University of Texas M. D. Anderson Cancer Center in Houston. Under unique agreements, the gifts create special funds at the institutions, requiring that they grow to \$1 billion (\$500 million each) within 25 years from earnings on the original principal and/or from new outside donations solicited by the institutions. When the \$500 million marks are reached, the institutions will be able to distribute the funds as they deem fit.

In many ways, Pickens is a record-setting philanthropist. His \$165 million gift to his alma mater, Oklahoma State University, in 2005 is the single largest gift for athletics in NCAA history, and the \$7 million donation to the American Red Cross in 2005 is the largest individual contribution in the 150-year history of that organization. His unprecedented giving to athletics has triggered a renaissance in Oklahoma State University's football program and was a key factor in its first Big 12 championship in 2011 and its first BCS Bowl win in the Fiesta Bowl matchup with Stanford in 2012.

On May 21, 2008, Pickens gave \$100 million for the endowment of major faculty chairs and professorships at Oklahoma State University. The OSU School of Geology already bears his name from previous gifts to OSU.

Over the years, Pickens has donated over \$500 million to Oklahoma State, split virtually equally between athletics and academics.

In 2010, OSU launched its campus-wide "Branding Success" campaign and T. Boone Pickens again led the charge with yet another \$100 million gift to his alma mater.

Recently, Pickens has become a national and indeed a world leader on the energy front with the launching of the Pickens Plan, which is a unique private sector initiative formed to address the economic and national security threats posed by America's ever-increasing reliance on OPEC oil.

 @boonepickens

 tboonepickens

 tboonepickens





PROMINENT ATHLETICS ALUMNI

OKLAHOMA STATE ATHLETICS HAS PRODUCED SOME OF THE BIGGEST NAMES IN SPORTS OVER THE YEARS.

Coaches Ed Gallagher, Henry Iba, John Smith, Eddie Sutton, Gary Ward and Mike Holder all rank among the giants in their respective sports and athletes like 1988 Heisman Trophy winner Barry Sanders, Thurman Thomas, Pete Incaviglia and Pat Smith enjoyed legendary careers.

Below are Oklahoma State products who are prominent figures in today's professional sports landscape.



RICKIE FOWLER

Winner of the 2015 PLAYERS Championship who won the Ben Hogan Award winner during his time at OSU.



DANIEL CORMIER

UFC heavyweight champion and Olympian who was an All-America wrestler at Oklahoma State



DEZ BRYANT

Two-time Pro Bowl wide receiver from the Dallas Cowboys who was a consensus All-American for Oklahoma State.



RUSSELL OKUNG

Pro Bowl left tackle who helped lead the Seattle Seahawks to a Super Bowl title in 2014.



MICHELE SMITH

ESPN broadcaster and U.S. Olympic softball player who threw a school-record nine no-hitters while at Oklahoma State.



HUNTER MAHAN

PGA Tour pro who was a two-time All-American and the 2003 national player of the year while at Oklahoma State.



JOHN FARRELL

Boston Red Sox manager. Led the Sox to the World Series championship in 2013.



MARCUS SMART

The sixth overall pick of the 2014 NBA Draft who is among the top up-and-coming players in the league.




JOHNNY HENDRICKS

UFC Champion who was a two-time NCAA champion during his time as an Oklahoma State wrestler



THE BIG 12 CONFERENCE



The Big 12 enters its 22nd year in 2017-18 as it continues to promote the strength and success of one of the nation's premier athletic conferences under the direction of sixth-year commissioner Bob Bowlsby.

TCU and West Virginia joined the league on July 1, 2012 and became the Big 12's first additions since inception, joining Baylor, Iowa State, Kansas, Kansas State, Oklahoma, Oklahoma State, Texas and Texas Tech.

With 10 members, the Big 12 remains as the only autonomy conference to determine its champions in all sports directly on the field of play with a full round-robin schedule. The Conference's hard work ethic and strong values have translated to enormous success in its first 21 years. Since it began competition in 1996-97, the league can boast of 58 NCAA team titles and 645 individual national championships.

The Big 12 has been at the forefront in college athletics reform, specifically with student-athlete welfare issues to include cost of attendance, student-athlete time demands and strengthening its policy for concussion diagnosis and management. In 2014-15, the Big 12 introduced and hosted three "State of Collegiate Athletics" forums to examine the issues facing college athletics. Two were conducted in Washington, D.C and one in New York City. Panelists included respected authorities from intercollegiate athletics, university leadership and sports journalism. The third forum featured a

special session comprised of student-athletes. The Big 12 continued the "State of Collegiate Athletics" forums the past three seasons with Dallas serving as the host site for two events and the most recent in Atlanta.

The Big 12 claimed four national championships in 2016-17 as Oklahoma brought home trophies in women's gymnastics, men's golf and softball, while Texas won men's swimming & diving. West Virginia played for the national championship in soccer while Texas advanced to the volleyball title match for the second-consecutive season. TCU baseball made its fourth-consecutive appearance in the College World Series. Oklahoma football won its 10th Big 12 title to advance to the Sugar Bowl. It marked the Conference's fifth appearance in a College Football Playoff New Year's Bowl in the three years of the structure. The Sooners also had two Heisman Trophy finalists, giving the

Conference 18 since 1996, and two finalists for the fifth time. Texas' Courtney Okolo won the Bowerman Award, which is track & field's equivalent to the Heisman.

The Conference also had a banner year on the national stage in 2015-16. Two teams competed in 2015 College Football Playoff New Year's Bowls for the second consecutive season. Oklahoma made the Conference's first appearance in the CFP semifinals while OU men's basketball advanced to the Final Four. Other highlights included national championships by Texas men's swimming and diving and Oklahoma women's gymnastics and softball. National runner-up finishes were recorded by Texas volleyball, Oklahoma State wrestling, TCU equestrian, Texas men's golf, Oklahoma men's tennis and Oklahoma State women's tennis. Three Big 12 squads were among the eight teams that advanced to baseball's College World Series.

The Big 12 lays claim to five Heisman Trophy winners since 1996 and has had a finalist in 13 of its seasons. Twenty-seven major individual awards have been won by Big 12 student-athletes in football over the past eight campaigns. Overall, more than 4,800 student-athletes have earned All-America recognition. West Virginia soccer standout Kadeisha Buchanan earned the Hyundai Young Player Award at the 2015 World Cup while playing for her native Canada, given to the player born in 1995 or later that made the biggest impression in the competition. She followed that up by being named the 2016 Honda Sport Award winner for soccer.

Through its first 21 years, the Big 12 has claimed a team national championship in 17 of the sports it sponsors. The Conference finished the BCS era ranked tied for second with seven appearances in the National Championship





THE BIG 12 CONFERENCE



Game. The league has finished in the top two of women's basketball conference RPI in nine of the last 11 years and sent at least 70 percent of its teams to postseason for the eighth-straight season. In men's basketball, the league has had at least six 20-wins teams for 11 consecutive seasons, including each of the five years since it began competing with 10 squads. The Big 12 has had 27 teams earn NCAA bids over the past four campaigns, a total that ranks second nationally.

The Big 12 and its member institutions are committed to a competitive environment where sportsmanship and fair play take center stage. Whether on the field, in the classroom, or within the community, the student-athletes, administrators, coaches and game officials of the Big 12 support the highest ideals in sportsmanship.

National academic accolades have always been strong in the Big 12. Ty Darlington (Oklahoma) was the recipient of the 2015 William V. Campbell Trophy, known as the Academic Heisman. Gabe Ikard (Oklahoma) was presented the NCAA Today's Top 10 Award in January 2015. It recognizes former student-athletes for their successes on the fields and courts, in the classroom and in the community. Since 1996, the Big 12 has a total of 11 honorees for this prestigious award. In the last six seasons, 11 student-athletes were recipients of the NCAA Elite 90 Award with Oklahoma State's Christian Liddell (men's cross country) and Baylor's Jimmy Bendeck (men's tennis) picking up the most recent honors in 2016-17. The accolade showcases individuals who have reached the pinnacle of competition at the national championship level, while also achieving the highest academic standard among their peers.

In its short history, the Big 12 has over 600 Academic All-America recipients, averaging about 30 each season. Big 12 student-athletes have shown commitment to their

studies by earning numerous individual academic recognitions. Twelve times in the past 12 years a league athlete has garnered the top academic honor for their respective sport, including Christina Hillman (Iowa State) for track & field/cross country in 2016.

The Big 12 can take pride in other stories that combine on and off the field success. In the fall of 2013, former Texas Tech track and field student-athlete Ifeatu Okafor was named the Big 12's first NCAA Woman of the Year. Patience Knight (Texas Tech) was the recipient of the Honda Inspiration Award in 2008 while Imani McGee-Stafford (Texas) was honored in 2015. It is given to an outstanding female college athlete who overcomes adversity to excel in her sport. Oklahoma State women's basketball was the inaugural recipient of the "Together We R" Team Award in 2012, recognizing programs that have strived to succeed in the face of adversity. Following a devastating tornado south of Oklahoma City just before the Big 12 Baseball Championship in 2013, several league baseball teams along with other student-athletes, coaches and former Conference players contributed help in a variety of ways. Plus, the Conference contributed \$200,000 to the relief efforts. In the fall of 2014, Oklahoma football student-athlete Sterling Shepard and head coach Bob Stoops were honored with the Disney Sports Spirit Award while Kansas football student-athlete JaCorey Shepherd received the Lee Roy Selmon Community Spirit Award. Ty Darlington (Oklahoma) earned the 2015 Wuerffel Trophy which recognizes community service along with athletic and academic success.

Competitive excellence, scholarship and sportsmanship are all equal components of the Big 12 philosophy. All-Big 12 teams and Academic All-Big 12 squads are recognized for each sport at the end of their respective seasons. At

the end of each academic year, the Conference honors its top male and female student-athletes with the Big 12 Athlete of the Year and Big 12 Sportsperson of the Year awards.

Institutions can also nominate student-athletes for the prestigious Dr. Prentice Gautt Postgraduate Scholarships. A total of 401 scholars have received over \$2.9 million in postgraduate financial aid through the first 21 years of the program.

The Big 12 sponsors 23 sports. Men's squads include baseball, basketball, cross country, football, golf, indoor track & field, outdoor track & field, swimming & diving, tennis and wrestling. Women's teams are fielded in basketball, cross country, equestrian, golf, gymnastics, indoor track & field, outdoor track & field, rowing, soccer, softball, swimming & diving, tennis and volleyball.

Big 12 institutions create a league that encompasses five states and nearly 38 million people. Nearly 5,000 student-athletes from across the United States and around the World compete annually in the sports sponsored by the Conference.

The Conference currently conducts postseason championships for 21 of its 23 sports with the Football Championship Game returning in 2017 after a six-year absence. Each championship helps to determine teams and/or individuals that will represent the Conference in national postseason competition.

In its first 21 years, the Big 12 has distributed \$2.941 billion to its member institutions, including a record \$34.8 million per institution in 2016-17, an increase of 15 percent over the previous year. The Conference office is headquartered in Irving, Texas.



STILLWATER, OKLAHOMA

Located in north central Oklahoma, and easy drives from Oklahoma City, Tulsa, Kansas City and Dallas, Stillwater provides college-town atmosphere with big-city access. The Stillwater Regional Airport (SWO) offers two daily flights to and from American Airlines' largest hub at Dallas/Fort Worth International Airport (DFW) with more than 190 connections to 29 countries on 5 continents.

Stillwater is a rapidly growing city of 48,406 and is near the geographic center of the country. The U.S. Census Bureau recently named Stillwater as the fastest growing city in the state of Oklahoma. Often called Oklahoma's premier education community, Stillwater is the home of some of the region's finest education and training institutions, including Oklahoma State University, Meridian Technology Center, Northern Oklahoma College/OSU Gateway, and one of the nation's top-rated public school systems.

With such a strong commitment to education, it's easy to see why Stillwater's educational attainment is among the highest in the nation with 48 percent of its residents holding bachelor's degrees or higher. The city is the micropolitan anchor for the state's technology triangle that includes Oklahoma City and Tulsa.

The "college town" atmosphere lends itself to a variety of recreational opportunities. Year-round arts and cultural events appeal to many different audiences and feature music, dance, theater, festivals, lectures, and concerts. A youthful community demands the best in fitness centers, spas, parks and recreational opportunities.

And for the outdoor enthusiast, nearby lakes provide a quiet respite at the city's edge, sparkling in 234 days of annual sunshine.

After a day of work or play, residents and visitors often relax in one of the many restaurants or night spots that offer everything from barbecue to fine dining and locally inspired Red Dirt music to classic rock-n-roll. Stillwater's retail districts feature a unique shopping experience where you'll find museums, galleries, and shops with personality. OSU athletic events attract more than 600,000 fans to Stillwater annually.



OSU has been called the "University of Golf," and the five-star Karsten Creek, home of the 10-time national champion Cowboy golf team and perennial top-10 women's program, ranks with such well-known courses as Pebble Beach. It's one of several public and private courses that prompted *Golf Digest* to call the Stillwater area among the "Top 10 Places in America to retire and play golf."

Stillwater is one of America's safest cities with a crime rate far below the U.S. average and Oklahoma State University has been considered the safest campus in the Big 12 Conference since the league's inception.

Security also comes in the form of great health care services centered around Stillwater Medical Center's state of the art facilities. And with a cost of living that averages more than 10 percent below the U.S. average, the dollar buys more.

Whether you're here for a short time or a lifetime, you'll want to stake your claim in America's Friendliest College Town . . . Stillwater, Oklahoma!

AMERICA'S FRIENDLIEST COLLEGE TOWN





OKLAHOMA STATE SPIRIT

OSU PROUD

Alumni of Oklahoma State University are as loyal to their alma mater as any group in America. Just look around the Stillwater campus. OSU's director of athletics, head football coach, head wrestling coach and head baseball coach are all graduates of Oklahoma State.

Many factors contribute to the "college experience" – not the least of which is gaining a feeling of belonging and a sense of loyalty to the school, its faculty and staff, the community that embraces the university, and the athletic teams that compete to garner conference and national honors.

Wearing school colors and displaying emblems of the university are life-long symbols of allegiance. Oklahoma State's famed Homecoming is a yearly celebration that brings much activity and excitement.

THE COWBOY TRAIL

Dating back to the 1890s, Oklahoma A&M sports teams had been referred to as Agriculturists or Aggies, the Farmers, and officially but unpopularly, the Tigers. But by 1924, Charles Saulsberry, sports editor of the *Oklahoma City Times*, and other writers who regularly covered college events, had begun to refer to Stillwater's teams as the A&M Cowboys. Reporters' constant search of colorful synonyms started sprinkling Cowpokes, Pokes, Waddies, Cowpunchers and Punchers in conversation. "Cowboys" had a Southwestern flavor and flair that fit like a favorite pair of boots.

The Athletic Council authorized athletics director Edward C. Gallagher to have 2,000 balloons printed, "Oklahoma Aggies—Ride 'Em Cowboy" for sale at football games in 1926.

PISTOL PETE

(excerpt from text written by Lance Millis)

Around 1923, when Oklahoma A&M College was searching for a new mascot to replace its tiger (copied along with the school's orange and black colors, from university founders who hailed from Princeton), a group of students saw Frank Eaton leading the Armistice Day Parade. He was approached to see if he would be interested in being the model for the new mascot, and he agreed. A likeness was drawn and began to be used on sweatshirts, stickers, etc., and a tradition was born.

That caricature was the basis for what is used today as the official Oklahoma State University mascot. For 35 years, the crusty old cowboy was a living symbol of OSU, representing the colorful past of the area. As such, he would attend OSU athletic events, building dedications, etc., and sign autographs, pose for photographs and reminisce about the Old West with anyone who would listen.

To this day, his likeness is a visible reminder of the Old West to literally millions of people yearly as a symbol of colleges whose mascots pay homage to the cowboy. Each year, OSU students tryout for Pistol Pete. A panel of former "Petes" judge the tryouts and select the two best candidates based on an interview, a mime, and posing as mascot in different "game situations." The two who are selected split the approximately 500 appearances annually. These appearances include all athletic events, pep rallies, business openings, weddings, birthday parties, and public school events.

FRANK EATON - BEFORE PISTOL PETE

"My boy, may an old man's curse rest upon you, if you do not try to avenge your father... You must never stop until they are all accounted for!" These words, according to one of Eaton's many stories, were spoken by a family friend following the brutal murder of his father, and guided the formative years of Frank's life.

Born in 1860, in Hartford, Connecticut, Frank moved with his family to Kansas shortly after the close of the Civil War. When Frank was eight years old, his father, a former Union soldier, was shot and killed by a group of lawless former Confederates. Frank was a witness to the murder and each of the murderers' faces was imprinted in his memory.

After being challenged to avenge his father's death by Mose Beaman, (the family friend), Frank set out to learn how to handle guns. Mose gave him a gun and holster, and taught him how to handle and shoot guns. Frank quickly learned to "shoot a snake's head off with either hand". During the next few years, Frank's days were spent helping his mother with chores and practicing shooting. With each passing year, he became faster and more accurate with his guns.

When Frank was 15, he learned of the location of one of his father's killers. After deciding it was almost time to set out on his mission, Frank wanted to make sure his shooting skills were good enough. He decided to visit Fort Gibson, a cavalry fort, to try to learn more about handling a gun. There he competed with the cavalry's best marksmen, beating them each time. After many competitions, the fort's commanding officer, Colonel Copinger gave Frank a marksmanship badge and a new name. From that day forward, Frank would be known as Pistol Pete.

BULLET


The Oklahoma State University Cowboys have many symbols of their western heritage, but none is more appropriate than their mascot, Bullet. The Spirit Rider program debuted in 1984 with the first few Spirit Riders providing their own horse to serve as mascot for the OSU Cowboys.

However, in 1988, Stars Parr Money was donated to the OSU Athletic Department to be used specifically as the mascot. Since that time, Bullet has delighted crowds with his traditional sprint across the football field following every Cowboy touchdown. The heart of the Cowboy Spirit Rider Program, Bullet is not only seen at Boone Pickens Stadium and other OSU football games, he's made appearances at local elementary schools, parades, rodeos and other special events, including the opening ceremonies of the Oklahoma State Special Olympics.

The tradition of the Spirit Rider can be attributed to the late Eddy Finley, who wanted to promote school spirit the "cowboy way," on horseback. Since that time, additional support has come for the Spirit Rider and Bullet, much of it due to Finley's hard work. A horse trailer, custom-tooled saddle and uniform dress for the Spirit Rider and ground crew have been donated to OSU. In honor of the Spirit Rider and its tradition, Jim Hamilton sculpted the Spirit Rider bronze statue that sits next to the National Wrestling Hall of Fame in Stillwater.



Bullet speeds onto the field after each score.



Frank Eaton - the original Pistol Pete



Pistol Pete



AMERICA'S GREATEST HOMECOMING CELEBRATION



Friday night's "Walkaround" attracts thousands to campus for Homecoming.

Ask any Oklahoma State University graduate what OSU's greatest tradition is, and you'll hear one word - Homecoming.

The OSU Alumni Association has presented Homecoming at OSU since 1920 growing it from a small-town carnival to a nine-day, award-winning celebration. It is widely known as "America's Greatest Homecoming Celebration" with its signature event, Walkaround, which regularly draws more than 80,000 spectators to view elaborate Greek house decorations, parade floats and residence halls bathed in orange.

OSU's Homecoming is entirely run by students - more than 250 on committees within the Alumni Association and thousands more in Greek, residential and campus life. Cowboys love our Homecoming tradition and are actively contributing to an endowment to secure its future existence and growth on our campus.

Homecoming is a driving force in the Stillwater community. In 2013, the Harvest Carnival event contributed 18,500 pounds of canned food donations to the local Harvest II food drive. Homecoming also highlights other OSU sports at Homecoming & Hoops where fans can preview the upcoming season's squads for Cowboy and Cowgirl basketball in addition to enjoying a pep rally for Saturday's football game.

From the Edmon Low Library's orange fountain to Hester Street painted for coaches and players to view during "The Walk," OSU and its alumni are proud to claim "America's Greatest Homecoming Celebration." Homecoming 2017: 'Herald Your Fame' is October 6-14 and will conclude with the Baylor vs. OSU football game on Saturday, October 14.





The Program

Oklahoma State has established itself as a consistent power in the Big 12 Conference in recent years. How did it happen? Groundbreaking donations never before seen in college athletics, the right people in positions of leadership, completely overhauled facilities and the efforts of players and coaches are at the core.





BOONE PICKENS STADIUM



BOONE PICKENS STADIUM

STILLWATER, OKLA. | CAPACITY - 56,790 | BUILT - 1919 | REDEDICATED - 2009

LARGEST CROWD - 60,218 VS. BAYLOR, 2013
AMENITIES - 123 SUITES, 3,500 CLUB SEATS
PLAYING SURFACE - ASTROTURF 3D DECADE (INSTALLED IN 2014)



BOONE PICKENS STADIUM

The relocation of the Cowboy football operations to the West End Zone in the summer of 2009 punctuated one of the largest building projects in recent NCAA history. And the result is the new home of Cowboy football.

Boone Pickens Stadium is now a state-of-the-art facility that not only provides Oklahoma State football with a unique game-day environment and a roaring home-field advantage, but also with unrivaled facilities for daily operations located in incredibly convenient proximities.

“The easy comparison is to the way things used to be at Stillwater. Anyone who remembers the aging stadium that was can’t help but be overwhelmed by the changes. But the better comparison is to Oklahoma State’s peers in Top 25 football programs. Put simply: There’s not a better facility anywhere. Plenty of new facilities have been built, and many are filled with bells, whistles and the latest gizmos and gadgetry. Very few are designed as well as Boone Pickens Stadium’s facility. From top to bottom - literally, from the coaches’ offices to the locker room and other player areas - it is fabulous but very functional. Those terms don’t always go together; in Stillwater, they mesh seamlessly.”

- George Schroeder, USA Today

Boone Pickens Stadium officially opened a new south side in 2004, a new north side in 2006 and in 2009 put the wraps on the west end zone project. And while the new digs put OSU on the cutting edge of collegiate facilities, the Cowboys still enjoy the home-field advantage that suffocates opponents with the tightest sidelines in all of football.

The result is that every fan in attendance is close to the action and very much a part of the OSU gameday experience in the coziest 56,000-seat stadium in America.

The west end zone houses a new multi-level football operations center that includes sparkling football offices, meeting rooms, speed, strength and conditioning center, locker rooms, equipment room, athletic medicine center, media facilities, and hall of fame areas, along with a new training table. Atop the facility, Boone Pickens Stadium is ringed by 123 suites and 3,500 club seats.



“Oklahoma State. The fans, the atmosphere, it’s crazy. You can’t find another like that in college football.”

- Anonymous opposing Big 12 player in a 2013 ESPN.com poll when asked his favorite conference road trip



STADIUM RECORDS

All-Time Home Record	338-194-26
Since 2009 Grand Opening	43-11

TOP 10 HOME CROWDS

1.	60,218	vs. Baylor	2013
2.	59,638	vs. TCU	2013
3.	59,584	vs. West Virginia	2016
4.	59,486	vs. Kansas	2015
5.	59,124	vs. West Virginia	2014
6.	59,061	vs. TCU	2015
	59,061	vs. Lamar	2013
8.	58,895	vs. Kansas State	2011
9.	58,841	vs. Kansas State	2013
10.	58,669	vs. Baylor	2015

OLDEST STADIUM GROUNDS

(West of the Mississippi River)

Stadium	School	Built
Boone Pickens Stadium	Oklahoma State	1919
Husky Stadium	Washington	1920
Stanford Stadium	Stanford	1921
Memorial Stadium	Kansas	1921
Rose Bowl	UCLA	1922
Memorial Coliseum	USC	1923
Memorial Stadium	California	1923
Memorial Stadium	Nebraska	1923
Oklahoma Memorial Stadium	Oklahoma	1923

STADIUM EXPANSIONS

- 1924 Permanent south side seating
- 1929 Permanent north side seating
- 1947 South side renovations raise capacity to 30,000
- 1950 North side renovations raise capacity to 39,000
- 1971 Field lowered, capacity increased to 51,000
- 1978 Coaches building constructed in east end zone
- 1980 New press box added for \$1.8 million
- 1985 Lights are added for the first time for \$750,000
- 2004 South side renovations, including suites and club seating
- 2006 North side renovations, including suites and club seating
- 2008 West end zone bowled in, raising capacity to 60,000
- 2009 Completed renovation, including west end zone suites, raises capacity to 60,218
- 2017 Seats spaced out to give fans more room, capacity lowered to 56,790.



BOONE PICKENS STADIUM



SPORTS MEDICINE CENTER

7,000 square feet with four hydrotherapy pools and a digital x-ray machine. Included in one of the hydrotherapy pools is an underwater treadmill complete with an underwater video camera that sports medicine professionals use to record data.



TEAM ROOM

Seats 200 people with plush chairs and extra leg room for student-athletes.



TRAINING TABLE

10,800 square feet and used by all of OSU's varsity sports. Overlooks the Boone Pickens Stadium playing field.



ARTWORK

Giant wall murals and inspirational quotes are found throughout the ultra-modern players area on the field level.



The locker room is 14,000 square feet with ventilated lockers and multiple lounge areas.



The football-only weight room housed in the west end zone of Boone Pickens Stadium is 20,000 square feet with state-of-the-art equipment.



BOONE PICKENS STADIUM HISTORY

Oklahoma State's football home is now far removed from the humble athletic grounds that served as the home of Oklahoma A&M football when the team was first formed in 1901.

In 1896, Dr. Lowery Layman Lewis first arrived in Stillwater as professor of veterinary medicine. Lewis became dean of veterinary medicine and later dean of the School of Science and Literature. While he was not officially linked to sports at A&M, the enthusiastic and beloved Dean Lewis took the initiative in organizing early track and football teams, encouraging students to sample different events and to participate for their school.

Dean Lewis helped locate the football field, placing it in a north-south position north of Morrill Hall. The patron saint of early-day athletics had been an integral part of the campus for fourteen years when in 1910 the Athletic Association heartily endorsed the suggestion to honor Dean Lewis by naming the athletic grounds Lewis Field. The new name was made official during the 1913-1914 academic year.

In the fall of 1919, the new Oklahoma A&M Armory and Gymnasium, now known as the Donald W. Reynolds School of Architecture, was completed at a cost of \$102,000. At the same time, Lewis Field was moved to its permanent site on the northeast edge of the campus. Shortly after the move, the field was repositioned from north-south to east-west to "avoid the prevailing strong winds."

The first addition to the stadium came in 1924 with the steel and concrete portion of the south stadium. During the 1929-30 seasons, 8,000 permanent seats were built on the north side to bring the capacity to 13,000.

In 1947, the south stadium was increased from 20 to 53 rows and capacity climbed to over 30,000. The first permanent press box was added in 1948. Prior to the 1950 season, 10,600 more seats were added to the north stands, increasing capacity to 39,000.

The next expansion didn't come until 1971 when the cinder track around the field was removed. The field was lowered 12 feet and 20 rows of permanent seating were added to both sides.

The first artificial surface was installed in 1971 at a cost of \$2.5 million. The stadium's press box was torn down and reconstructed in 1980 and the lighting system was installed prior to the 1985 season.



Boone Pickens Stadium was rededicated in 2009 with Pickens on hand to cut the ribbon.

A second artificial surface was installed prior to the 2000 season and remained in place until the summer of 2005.

The wheels were set in motion to bring the stadium to its current form when OSU graduate Boone Pickens made the single-largest gift in school history in 2003. His \$70 million donation (\$20 million of which was earmarked for stadium expansion) spurred the "Next Level Campaign", which generated more than \$100 million in gifts and pledges and involved more than 2,500 individuals, making it the single-most successful campaign in OSU history.


The stadium was renamed Boone Pickens Stadium during a halftime ceremony as part of the Cowboys' 2003 season opener against Wyoming.

In the wake of Pickens' gift, major renovations to the south side of the stadium that included suites and club seating were completed in 2004. That scene was essentially mirrored on the north side in 2006. After Pickens gave an additional \$165 million in 2006 - the largest donation in the history of college athletics - approximately 20,000 new seats were added to the west side of the stadium and it was completely bowled in for the 2008 season.

Boone Pickens Stadium was officially re-dedicated on Sept. 5, 2009.

In the east end zone is the Athletics Center, home of historic Gallagher-Iba Arena. Atop the athletic center are the only suites in college athletics that can be utilized for football and basketball.

A new playing surface was added during the summer of 2014 to bring Boone Pickens Stadium to its current state.



1919



1945



1988



2001



2016



SHERMAN E. SMITH TRAINING CENTER



SHERMAN E. SMITH TRAINING CENTER

OPENED - 2013 | AREA - 94,000 SQUARE FEET | INVESTMENT - \$19 MILLION

Located across Hall of Fame Avenue from Boone Pickens Stadium is yet another sparkling athletic facility in the Sherman E. Smith Training Center.

The Smith Center is a training complex that features three outdoor practice fields and one indoor field. The indoor facility is a multipurpose venue that can be used by a number of sports, including football, baseball, softball and soccer. The Smith Center, Gallagher-Iba Arena and Boone Pickens Stadium compose one of the finest athletic footprints in the country.

The indoor training facility spans almost 94,000 feet and is large enough to host a soccer field. Its football configuration allows for 15 yards of clearance on both sidelines. The unique facility features six fabric roll-up doors (three on the east and west sides).

The indoor clearance of the facility is 65 feet above the playing surface. There are three indoor filming platforms and more platforms on the outside of the building for practices on the grass fields.

The new facility is named after long-time OSU donor Sherman E. Smith, who passed away on June 6, 2011.





THE RISE OF THE COWBOYS

Oklahoma State has emerged as a consistent power in the Big 12 Conference.

How did this Cowboy transformation happen? Groundbreaking donations never before seen in college athletics, the right people in positions of leadership, completely overhauled facilities and the efforts of players and coaches are at the core.

ON THE FIELD MOMENTS



2005 - OSU 24, NO. 13 TEXAS TECH 17
In Mike Gundy's debut season as head coach, the Cowboys stifle high-powered Texas Tech to claim their first win over a team ranked in the top 15 of the Associated Press poll since 2002.



2007 - OSU 45, NEBRASKA 14
After losing 20 straight games in Lincoln, the Cowboys steamroll the Huskers in their backyard to signal the changing landscape of the Big 12 and of the OSU program.



2008 - OSU 28, NO. 3 MISSOURI 23
In front of a prime-time national audience, the Cowboys go on the road to topple a Missouri team that was ranked in the top five.



2009 - OSU 24, NO. 13 GEORGIA 10
Rising fast into the role of an elite program, OSU proves its mettle by toppling traditional power Georgia to open the 2009 season.



2011 - OSU 44, NO. 13 OKLAHOMA 10
The Cowboys wipe out their Bedlam Series rivals to clinch their first Big 12 Championship.



2011 - OSU 41, NO. 4 STANFORD 38
Stung from being left out of the national championship game by the narrowest margin in the BCS era, the Cowboys cement their place among college football's elite in 2011 by beating an excellent Cardinal squad in the Tostitos Fiesta Bowl.

OFF THE FIELD MOMENTS



MAJOR GIFT FROM PICKENS
In 2003, Boone Pickens made what was, at the time, the largest donation in OSU history - a \$70 million pledge with \$20 million set aside to begin the transformation of the football stadium.



GUNDY TAKES THE REINS
In January of 2005, former OSU quarterback Mike Gundy takes over as head coach. He brings a tough-minded, yet fast and entertaining style of play to Stillwater.



HOLDER ELEVATED TO A.D.
In September of 2005, longtime men's golf coach and former OSU All-American Mike Holder is named athletic director.



THE GAME-CHANGER
Inspired by Holder's vision for an Athletic Village, Pickens gives \$165 million in 2006 - the largest donation in the history of college athletics. OSU transforms Boone Pickens Stadium into one of the elite facilities in America.



OKLAHOMA STATE AND NIKE



UNIFORMS

“At a time when uniforms are capturing the kids, both young and old, **OSU stands at the forefront of creativity and cool**, contributing heavily to the evolution of the Cowboys brand. And the game plan keeps offering audibles, with OSU football launching a rebranding in 2016 when Nike and the school hit the update button, **rolling out fresh new uniforms for another round of oohs and ahhs** and weekly anticipation for what’s next.”

- John Helsley for POSSE Magazine, spring, 2016





OKLAHOMA STATE AND NIKE

Oklahoma State Uniform Highlights

CUSTOM TRIM AND MESSAGING

The team at Nike worked closely with Oklahoma State to create highly-customized jerseys that are truly unique to Oklahoma State. Included on the trim of every jersey are homages to Frank Eaton – the original Pistol Pete, the Paddle People, OSU football’s retired jersey numbers and more. Much of the trim art on the neck and sleeves is presented using a custom paisley print inspired by a cowboy’s bandana.

MARSHAL BADGE

All uniforms include a marshal badge just above the numbers. The badge is a proud reminder of Frank Eaton, the original Pistol Pete, and his service as a U.S. deputy marshal.

REFLECTIVE SURFACES

The word “Cowboys” appears on both legs of the pants and is stitched on using a reflective fabric that provides an ultra-modern edge to the uniforms. The same reflective fabric is used behind the numbers on the black jerseys.

BARBED WIRE TYPEFACE

The numbers on the jersey, the word “Cowboys” on the leg and the retired jersey numbers – 21 for Barry Sanders, 34 for Thurman Thomas, 43 for Terry Miller and 55 for Bob Fenimore – are all presented using a new barbed wire typeface that serves as a reminder of the cowboys who drove their herds across Oklahoma on the great Chisholm Trail.

COLOR SCHEME

While Oklahoma State’s uniforms are evolving, the Cowboys are staying true to their primary colors. OSU’s jerseys come in orange, black and white and the pants come in orange, black, white and gray. The orange jerseys feature white numbers outlined in black and the black jerseys have orange numbers with a reflective gray background. The white jerseys have black numbers outlined in orange. All pants are adorned with the Shadow Pete logo and the word “Cowboys” on the side of the leg.

NIKE MACH SPEED TECHNOLOGY

Oklahoma State’s uniforms are built using Nike Mach Speed technology, which makes them 25 percent lighter than the uniforms worn by the Cowboys from 2011-15. The uniforms include the latest in lightweight fabric innovation built for maximum speed, ventilation and comfort.

Nike’s Mach Speed Football uniform fabric construction features an articulated fit to match the athlete’s motion of play. Ultimately this allows the athletes to move with the uniform fabrics, rather than against them.





ACADEMIC SUCCESS

ACADEMIC NOTES

In 2016, the Oklahoma State football team won 10 games, capped by a thunderous 38-8 win over No. 10 Colorado in the Valero Alamo Bowl. 25 members of that team graduated, either by earning their degree in 2016 or by earning their degree in May of 2017, and that total does not count Barry J. Sanders, who graduated from Stanford and Lenzy Pipkins, who graduated from Louisiana Monroe before enrolling at OSU as graduate transfers.

Including that group, 269 football players have earned their degree since Mike Gundy took over as head coach in 2005.

The graduates from the 2016 team:

DECEMBER, 2016 GRADUATES

- ▶ Devante Averette – University studies/education (actually graduated in May of 2016)
- ▶ Jordan Burton – University studies/education
- ▶ Austin Hays - Marketing
- ▶ Victor Irokansi – Secondary education/social studies
- ▶ Blake Jarwin - Management
- ▶ Ashton Lampkin – University studies/business administration
- ▶ Keegan Metcalf – University studies/education
- ▶ Derrick Moncrief – University studies/education
- ▶ Grant Newell – University studies/education
- ▶ Kaleb Smith – University studies/business administration
- ▶ Zac Veatch - Management
- ▶ Chad Whitener – Management

MAY 2017 GRADUATES

- ▶ Chris Carson – University studies/education
- ▶ Rennie Childs – University studies/business
- ▶ Trace Clark – Mechanical engineering
- ▶ Eric Davis – University studies/educational psychology
- ▶ Melvin Gilliam - Management
- ▶ Jack Kurzu –Marketing
- ▶ Vili Leveni – Management
- ▶ Paul Lewis – University studies/agricultural sciences
- ▶ Matthew Mucha - Management
- ▶ Brandon Pertile – Political science and economics (two degrees)
- ▶ Victor Salako - Sociology
- ▶ Vincent Taylor – University studies/education
- ▶ Michael A. Wilson – Sociology

In addition to graduating a high volume of players, it should be noted that the last two Oklahoma State football teams that played in the 2016 Sugar Bowl and the 2016 Alamo Bowl produced a combined total of 41 Academic All-Big 12 performers – a program-record 22 in 2015 and 19 in 2016.

Additionally, the Cowboy football program's 2015-16 rate of 974 and its multi-year rate of 953 both represent the highest it has achieved since the APR was implemented in 2003. This year's multi-year rate was an improvement over the previous year for the fourth consecutive year.

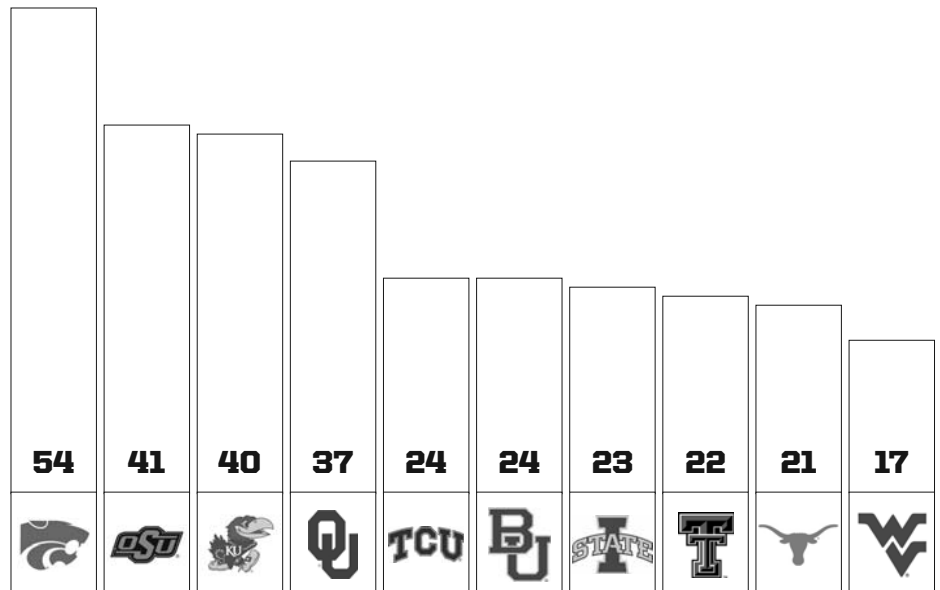
ACADEMIC ALL-AMERICAN

Center Brad Lundblade was an Academic All-America selection in 2016.



ACADEMIC ALL-BIG 12

In the last two seasons, Oklahoma State has amassed 41 Academic All-Big 12 honors.





ACADEMIC SUCCESS

DUAL THREAT STANDOUT

Receiver Chris Lacy is an industrial engineering and management major who earned first-team Academic All-Big 12 honors in 2015 and 2016.



FOOTBALL GRADUATES

Including the 25 members of the 2016 team, 269 football players have graduated from Oklahoma State during Mike Gundy's tenure as head coach.



PROGRAM RECORD

974

APR SCORE

- ▶ Three Cowboy football players have been honored as Outstanding Seniors of Significance by the OSU Alumni Association (top one percent of their graduating class) - Darnell Smith in 2006, B.J. O'Connor in 2007 and Seb Clements in 2008.
- ▶ In 2017, Brad Lundblade was selected to serve a three-year tenure as a Big 12 representative for the Division I autonomy governance.
- ▶ Since the National Football Foundation created the Hampshire Honor Society in 2007 to recognize college football players with a cumulative GPA of 3.2 or better for the duration of their collegiate career, nine Cowboys have earned that recognition, with four being honored in 2014 (Clint Chelf, Caleb Lavey, Charlie Moore and Connor Sinko).
- ▶ A pair of Cowboy football players have earned the Big 12 Dr. Gerald Lage Academic Achievement Award (minimum of 100 hours of class credit with a cumulative grade point average of 3.80 at the time of the nomination) - Jared Glover in 2011 and Ryan Lester in 2015.
- ▶ In 2007, Darnell Smith earned a Big 12 postgraduate scholarship. Anthony Hill secured that same scholarship in 2011.
- ▶ Three times since 2005 has a football player been honored as OSU's Male Student-Athlete of the Year. In 2007, it was Darnell Smith. In 2011, it was Brandon Weeden and in 2013, it was Clint Chelf.
- ▶ In 2006, Darnell Smith earned CoSIDA Academic All-America recognition. Caleb Lavey secured CoSIDA Academic All-America accolades in 2013 and Brad Lundblade was a 2016 selection.
- ▶ Since 2005, 148 players have earned Academic All-Big 12 recognition, including a school-record 22 honorees in 2015 and 19 in 2016.
- ▶ In 2006, Donovan Woods was chosen to represent Oklahoma State at the NCAA Foundation Leadership Conference. In 2011, Richetti Jones participated at the NCAA Regional Leadership Conference.
- ▶ Since 2005, the OSU football team has produced 33 Arthur Ashe Sports Scholars, an award which honors student-athletes of color with a grade point average of 3.2 or higher, including six Arthur Ashe scholars in 2016.
- ▶ OSU has had three winners of the Chick-Fil-A Community of Champions Award - Darnell Smith in 2006, Andrew Lewis in 2009 and Brandon Weeden in 2011. The award honors student-athletes with a minimum 3.0 grade point average who are also active in helping their community and in leadership/sportsmanship.
- ▶ Five Gundy-era players earned national recognition for significantly improving their grade point average, as Demarcus Conner (2007), Jeremy Smith (2012), Desmond Roland (2015) Marcell Ateman (2016) and Vincent Taylor (2017) were all presented with the National Academic Momentum award.



STATE OF THE PROGRAM

2011 BIG 12 CHAMPS



SIX NFL FIRST ROUND DRAFT PICKS

SINCE 2009
(TIED FOR THE BIG 12 LEAD)



17

MIKE GUNDY ERA ALL-AMERICANS

NATIONAL-LEVEL SUCCESS

Oklahoma State, Alabama, Clemson, Florida State, Michigan, Ohio State and Utah are the only programs to appear in all 12 sets of CFP rankings since the beginning of 2015.



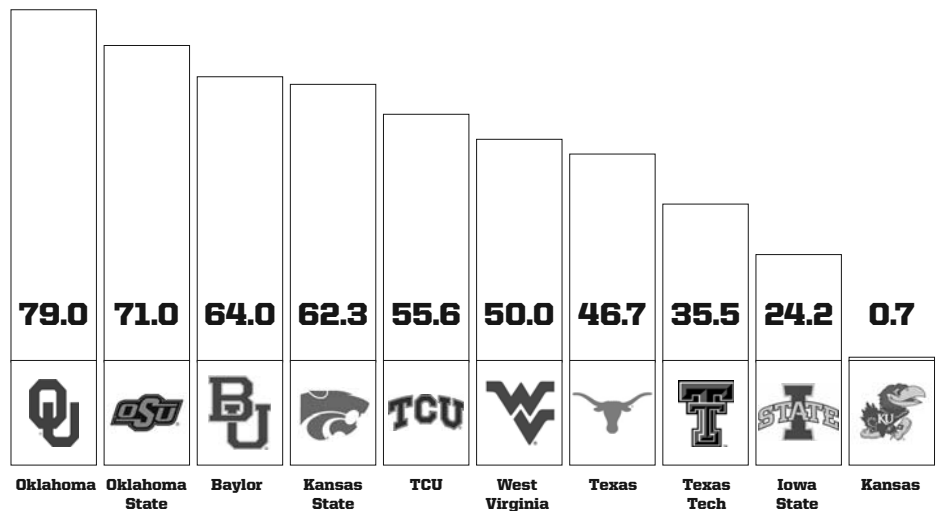
COLLEGE FOOTBALL PLAYOFF



COLLEGE FOOTBALL PLAYOFF


CONSISTENT BIG 12 POWER

OSU's 71.0 win pct. in Big 12 games since 2010 ranks second in the league this decade.



HIGH SCORING AND FUN

OSU is one of only three teams to average more than 40 points per game since 2010.





JUSTIN PHILLIPS

CHRIS LACY

MARCUS HEYES

RAMON RICHARDS

2017 SEASON SCHEDULE

TULSA AUG. 31 BOONE PICKENS STADIUM	AT TEXAS* OCT. 21 AUSTIN, TEXAS
AT SOUTH ALABAMA SEPT. 8 MOBILE, ALA.	AT WEST VIRGINIA* OCT. 28 MORGANTOWN, W.VA.
AT PITTSBURGH SEPT. 16 PITTSBURGH, PA.	OKLAHOMA* NOV. 4 BOONE PICKENS STADIUM
TCU* SEPT. 23 BOONE PICKENS STADIUM	AT IOWA STATE* NOV. 11 AMES, IOWA
AT TEXAS TECH* SEPT. 30 LUBBOCK, TEXAS	KANSAS STATE* NOV. 18 BOONE PICKENS STADIUM
BAYLOR** OCT. 14 BOONE PICKENS STADIUM	KANSAS* NOV. 25 BOONE PICKENS STADIUM

BIG 12 CHAMPIONSHIP - DEC. 2 - ARLINGTON, TEXAS

*BIG 12 GAME #HOMECOMING



ZACH SINOR

MARCELL ATEMAN

JUSTICE HILL



OKSTATE.COM

[@OSUATHLETICS](https://twitter.com/OSUATHLETICS)

[@COWBOYFB](https://twitter.com/COWBOYFB)