



#OUDNA

**MEDIA
GUIDE**



'17

HEAD COACH
LINCOLN RILEY



**OKLAHOMA
FOOTBALL**



BOB STOOPS' LEGACY

- ★ OU'S ALL-TIME WINS LEADER (190-48, 798)
- ★ 101-9 (.918) HOME RECORD
- ★ 2000 NATIONAL CHAMPIONSHIP
- ★ 10 BIG 12 CONFERENCE CHAMPIONSHIPS
- ★ 18 CONSECUTIVE BOWL GAMES
- ★ 37 FIRST-TEAM ALL-AMERICANS
- ★ 83 NFL DRAFT PICKS
- ★ 2 HEISMAN TROPHY WINNERS



THANK YOU



MESSAGE FROM COACH LINCOLN RILEY

Thank you to the University of Oklahoma and its fans for having me as the head coach of this football program. The very first day I stepped onto campus more than two years ago to join Coach Bob Stoops' staff, I felt a gigantic sense of responsibility. At a place like OU, where an incredible tradition of winning dates back longer than all of us have been alive, that's just the way it is.

I'm honored to join the list of coaches who have led this prestigious program. But while the name on the head coach's office has changed, OU's championship expectations have not. I'll do everything I can to surround this program with the right people in order to continue to win at a high level. And we'll strive to do that while representing our university and community in a first-class manner.

We've got the best staff in the country and now we have the nation's best facilities. We've also got a fantastic class of newcomers joining a program that has won back-to-back Big 12 titles and is ready for more.

I'm not here to usher in a new era of OU success. This is already a championship-level program. I'm just lucky enough to have the opportunity to help write the next chapter. We'll all do it together. Boomer Sooner!

2017

OKLAHOMA FOOTBALL



The 2017 Oklahoma Football Guide was designed and produced by the OU Athletics Department in Norman, Okla., using Adobe Creative Suite. The guide was printed by OU Printing Services of Norman at no cost to the taxpayers of the state of Oklahoma. The University of Oklahoma is an equal opportunity employer. (July 2017)

PROJECT COORDINATOR – Mike Houck
EDITORS – Mike Houck, Karl Anderson, Wes Moody
COVER DESIGN – Geoff Rogers, Scott Matthews
GUIDE DESIGN – Mike Houck, Tyler Pigg, Scott Matthews, Geoff Rogers
CONTRIBUTORS – Karl Anderson, Wes Moody, Debbie Copp, Mike Brooks, STATS

PHOTOGRAPHY – Ty Russell, Laizure Photo, Stacey West, Shevaun Williams & Associates, John Williamson, Bob Taylor, Travis Caperton, Chandler Coale, Holly Cowden, Josh Gateley, USA Today Sports Images, Icon Sportswire, NFL, Oklahoma City Convention and Visitors Bureau, OU Athletics Communications Archives, OU Western History Collections, Arizona Cardinals, Minnesota Vikings, New York Giants, Philadelphia Eagles, Tampa Bay Buccaneers, Tennessee Titans and Washington Redskins.



Nike is the official footwear, apparel supplier and sponsor of the University of Oklahoma football team.

WWW.SOONERSPORTS.COM

[f](#) [t](#) [@OU_Football](#)

2017 SEASON SCHEDULE

UTEP SEPT. 2	@ OHIO STATE SEPT. 9	TULANE SEPT. 16	@ BAYLOR SEPT. 23	IOWA STATE OCT. 7	VS. TEXAS OCT. 14	@ KANSAS STATE OCT. 21	TEXAS TECH OCT. 28	@ OKLA. STATE NOV. 4	TCU NOV. 11	@ KANSAS NOV. 18	WEST VIRGINIA NOV. 25



TABLE OF CONTENTS

7 NATIONAL CHAMPIONSHIPS

10 BIG 12 CHAMPIONSHIPS



QB BAKER **MAYFIELD**

FBS single-season record holder for passing efficiency rating (196.4 mark in 2016 broke previous record of 191.8 by Russell Wilson)



4

MEDIA SERVICES

The Oklahoma Athletics Communications Department provides complete services for media covering the Sooners throughout the year. View contact information, media instructions and policies, information on credentials and media availability for coaches, staff and student-athletes.



10

BOOMER SOONER

An overview of the Oklahoma football tradition including seven national championships, 46 conference titles, 29 bowl victories, five Heisman winners, 74 major award winners, 158 All-Americans, player honors, Sooners in the NFL, OU-Texas, facilities, Sooner power, coaching staff, the university and academics.



44

THE STADIUM

Gaylord Family – Oklahoma Memorial Stadium is one of America's most recognized college football cathedrals. Situated on the east side of the Norman campus, this historical facility is the largest sports arena in the state and ranks among the 15 largest on-campus facilities in the nation.



62

ROSTERS

A total of 19 seniors, 23 juniors, 31 sophomores and nine redshirt freshmen return to the field for Oklahoma this season. Joining them is a crop of 29 true freshmen and junior college transfers looking to make an immediate impact.



67

SEASON OUTLOOK

Iowa State, Texas Tech, TCU and West Virginia all visit Norman during Big 12 play in 2017, while OU will travel to Baylor, Kansas, Kansas State and Oklahoma State, in addition to playing the annual Red River contest versus Texas in Dallas. The non-conference slate features marquee opponent Ohio State, as well as Tulane and UTEP.



Boomer Sooner

Communications Staff	4
Covering the Sooners	5
OU Quick Facts	6
OU By the Numbers	7
Map and Directions	8
Gaylord Family – Oklahoma Memorial Stadium	9
Championship Tradition	10
2016 Big 12 Champions	14
10 Big 12 Titles	16
46 Conference Titles	17
18 Straight Bowls	18
29 Bowl Victories	19
Five Heisman Winners	20
National Award Winners	22
First-Team All-Americans	24
Sooners in the NFL	26
National Attention	28
Legendary Coaches	30
Riley's Reign Begins	31
Explosive Offense	32
Dominating Defense	34
Sooner Special Teams	36
OU Coaching Staff	37
Sooner Power	38
Optimum Nutrition	39
Game Day in Norman	40
OU-Texas Weekend	42
Renovated Stadium	44
Stadium History	46
Headington Hall	48
Academic Success	50
Prentice Gautt	51
Sooners Serve	52
Norman Campus	54
Norman	56
Oklahoma City	57
Notable Alumni	58
Big 12 Conference	59
Radio and TV	60

Season Preview

Rosters	62
OU at a Glance	64
Noting the Sooners	65
2017 Outlook	67
2016 Honors	72

Coaching Staff

Head Coach Lincoln Riley	74
Assistant Coaches	77
Support Staff	86

Players

Player Bios	94
2017 Signing Class	118

2016 Review

Results and Statistics	122
Individual Statistics	123
Team Statistics	125
Defensive Statistics	127
Participation	130
Season Superlatives	131
Longest Plays	132
Big 12/NCAA Ranks	133
Game Recaps	134

History

Individual Records	142
Team Records	144
Longest Plays	145
Rushing Records	146
Passing Records	147
Receiving Records	149
Bowl Recaps	150
Heisman Trophy	167
First-Team All-Americans	169
National Awards	178
Academic Awards	179
All-Conference	180
Letterwinners	183
OU in the NFL Draft	189
All-Time Results	193
Year-by-Year Results	200

University

University President	202
Director of Athletics	203
Athletics Administration	204
Prentice Gautt Academic Center	205
Academics/Student Life Staff	206
Sooner Traditions	207



74

COACHING STAFF

Identifying and recruiting talent, coaching talent to play at its peak and preparing players for life after college, whether it be football or in the business world, are just some of the areas where head coach Lincoln Riley and the Oklahoma coaching staff thrive.



94

PLAYER BIOS

Among the players returning are a group of 24 offensive lettermen, 18 defensive lettermen and three specialist lettermen. Twelve of OU's 17 All-Big 12 honorees from 2016 return as the team seeks its 11th Big 12 title and a spot in the College Football Playoff.



122

2016 REVIEW


Oklahoma finished the 2016 season with an 11-2 overall record and a No. 3 ranking in the Amway Coaches Poll. It also became the first team to ever go 9-0 in the Big 12 regular season as it claimed its 10th Big 12 title. OU capped its year by downing Auburn in the Sugar Bowl in what was Bob Stoops' final game as Sooners head coach.



142

SOONER RECORDS

History is one tough customer at Oklahoma. The tradition, so rich and so long-standing, is as daunting as it is impressive. To be among the best at Oklahoma is to be among the best in college football. Review award winners, player honors, letterwinners, bowl game tradition, Sooners in the NFL and more.



193

SEASON BY SEASON

The 2017 season will mark the 123rd campaign of intercollegiate football at OU. The Sooners were playing football 12 years before Oklahoma even became a state. Rarely has a football program and commonwealth enjoyed a more harmonious relationship than what exists in the Sooner state.











COMMUNICATIONS STAFF

7 NATIONAL CHAMPIONSHIPS

10 BIG 12 CHAMPIONSHIPS

Athletics Communications

	MIKE HOUCK Assistant Athletics Director/Strategic Communications (Primary Football Contact)
	BEN COLDAGELLI Associate Director, Athletics Communications (Men's Basketball)
	TYLER PIGG Associate Director, Athletics Communications (Women's Basketball)
	KARL ANDERSON Assistant Director, Athletics Communications (Football, Softball)
	BRENDAN FLYNN Assistant Director, Athletics Communications (Volleyball, Baseball)
	DEBBIE COPP Director, Publications (Track and Field)
	ANDIE BEENE Research Fellow, Athletics Communications
	JOHN GALATAS Research Fellow, Athletics Communications

Digital Media and Graphic Design

	TORY KUKOWSKI Director, Digital Media
	MATT ARCHIBALD Director, Digital Production and Programming
	ERICA SLIFE Assistant Director, Digital Media
	SCOTT MATTHEWS Director, Graphic Design
	GEOFF ROGERS Assistant Director, Graphic Design
	ALEX EISBRENER Research Fellow, Graphic Design

OU Athletics Communications

McClendon Center for Intercollegiate Athletics
180 W. Brooks St.
Suite 2525
Norman, OK 73019

Communications Main Phone(405) 325-8231
Communications Fax.....(405) 325-7623

SoonerSports.com

The latest official information on Oklahoma football is available at SoonerSports.com. Log on for complete media services and information, including statistics, rosters, bios, schedules, press conference video, highlights and more.

Sooners Online

OU on Twitter Twitter.com/OU_Athletics
OU Football on Twitter Twitter.com/OU_Football
OU on FacebookFacebook.com/OklahomaSooners
OU Football on Facebook.....Facebook.com/OklahomaFootball
OU Football on InstagramInstagram.com/OU_Football
OU Football on Snapchatou.football
Big 12 ConferenceBig12Sports.com
Big 12 on Twitter.....Twitter.com/Big12Conference
Big 12 Media Services CollegePressBox.com
NCAA Statistics.....NCAASports.com



Media Credentials

Requests for media credentials for University of Oklahoma home games should be made online at SoonerSportsMedia.com. Only those requests submitted by the sports editor of a newspaper or the sports director of a radio or television station will be considered.

Priority is given to daily newspapers (by circulation), television stations and radio stations that program sports for more than half of their daily broadcast schedules. A credential does not guarantee a seat and access to the team bench area is prohibited at all times. Credentials include:

Press Box: Primary recipients are newspaper/Internet writers, television reporters and radio personnel. This pass gains access to the press box. Sideline access is only permitted for the last five minutes of the game.

Sideline: Primary recipients are photographers/videographers. Only photographers/videographers on assignment for accredited outlets will be afforded credentials. Pass only gains access to the sideline (not the press box).

Combination: These are only for those individuals who require access to the press box and the sideline. Few are issued.

Season Credentials

Requests should be made at SoonerSportsMedia.com. Only media members who routinely cover OU games, practices and media conferences are eligible for season credentials.

Any media member who loses a season credential will be under review to be moved to the single-game list for the following season. Media outlets who cannot provide names for passes for an entire season will be placed on the single-game list and should provide names on a weekly basis.

Single-Game Credentials

Requests must be made at least one week in advance of the contest. Any organization that requests a single-game credential then does not use it will not be granted another pass for the remainder of the season. No credentials will be granted after Thursday of game week.

OU-Texas Credentials

Those interested in covering the annual Oklahoma-Texas game at Dallas will need to make a separate request for credentials. Each school handles the requests from its regular pool of media. Aside from national media, only season credential holders are eligible.

Because Texas will serve as the host school this year, credential requests should be made at TexasSports.com. OU-Texas credentials will be distributed to local media at the Monday media luncheon in Norman. Any credentials not claimed that day will be available the Friday before the game at a pickup location in Dallas (times and exact location TBA).

Credential Pickup (OU Home Games)

Credentials may be picked up from the Oklahoma Athletics Communications office during the week or from media will call (Gate 2) at Gaylord Family – Oklahoma Memorial Stadium on game day beginning three hours before kickoff (see map on page 9). Each media representative must claim his or her pass. No group pickups are allowed on the day of the game.

Parking Passes

Parking passes are in limited supply and will be prioritized similar to the way credentials are issued.

Media Availability

Monday: Lincoln Riley participates on the Big 12's weekly teleconference at 10:10 a.m. OU's media luncheon starts at approximately 11:15 a.m. at the stadium. Coach Riley's comments begin at noon. A few players also are available (those players are not available after practice Monday or Tuesday).

Offensive coaches and select players* are available following practice.

Tuesday: Defensive coaches and select players* are available following practice.

Saturday: Postgame availability only. Members of the OU Athletics Communications staff will escort media representatives to the appropriate postgame interview areas with seven minutes remaining in the game. The Oklahoma locker room, home or away, is closed to the media at all times.

Head coach Lincoln Riley and several Sooner players will be brought to the team's Red Room for news conferences and breakout interviews.

Interview requests will be collected at the beginning of the fourth quarter.

For games in Norman, the opposing head coach will meet with the media inside the opponent interview room in the SoonerVision studio (southwest corner, under the stadium grandstands). A representative from the OU Communications Office will be on hand to assist the media in finding this area. Interviews with the head coach and players from the visiting team will be based on the postgame policy of that institution.

* Some players have evening classes that could preclude them from post-practice interviews.





OU QUICK FACTS

7 NATIONAL CHAMPIONSHIPS

10 BIG 12 CHAMPIONSHIPS

UNIVERSITY INFORMATION

Name of School	University of Oklahoma
Location	Norman, Okla.
Founded	1890
Enrollment	30,813
Nickname	Sooners
School Colors	Crimson & Cream
Conference	Big 12
School President	David L. Boren
Vice President for Intercollegiate Athletics Programs and Director of Athletics	Joe Castiglione
School Website	www.OU.edu
Athletics Website	SoonerSports.com
Conference Web site	Big12sports.com

STADIUM INFORMATION

Stadium Name	Gaylord Family - Oklahoma Memorial Stadium
Field Name	Owen Field
Surface	Natural Grass
Official Capacity	83,489
Press Box Phone	405-325-3116
First Year	1923
First Game at Site	Oct. 20, 1923 (OU 62, Washington [Mo.] 7)
Largest Crowd	87,979 on Sept. 17, 2017 (Ohio State 45, OU 24)
Record at Stadium	384-85-15 (.809) (1923-2016)
Most Consecutive Wins	39 (2005-2011)

OKLAHOMA COACHES AND STAFF

Lincoln Riley	Head Coach (First Season)
Overall Record at OU	0-0 (.000)
Ruffin McNeill	Assistant Head Coach/Defensive Tackles
Mike Stoops	Defensive Coordinator/Outside Linebackers
Cale Gundy	Co-Offensive Coordinator/Director of Recruiting/Inside Receivers
Bill Bedenbaugh	Co-Offensive Coordinator/Offensive Line
Kerry Cooks	Assistant Defensive Coordinator/Defensive Backs
Jay Boulware	Special Teams Coordinator/Running Backs
Tim Kish	Inside Linebackers
Dennis Simmons	Outside Receivers
Calvin Thibodeaux	Defensive Ends
Jerry Schmidt	Director of Sports Enhancement

THE SOONERS THIS SEASON

Offensive Lettermen Returning	24
Defensive Lettermen Returning	18
Specialist Lettermen Returning	3
Lettermen Lost	21
Players Redshirted in 2016	15
Seniors	19
Juniors	23
Sophomores	31
Redshirt Freshmen	9
True Freshmen	29
2016 Final Record	11-2
Conference Record	9-0 (1st, Big 12)
Final AP Ranking	5th
Final Coaches Record	3rd

OKLAHOMA FOOTBALL HISTORY

First Year of Football	1895 (2017 is 123rd season)
All-Time Record	872-321-53 (.721)
All-Time Conference Record	484-151-22 (.753)
All-Time Bowl Record	29-20-1 (.590)

National Championships (AP)	7
	2000 1985 1975 1974 1956 1955 1950

National Championships (NCAA-Recognized)	16
	2003 2000 1986 1985 1980 1978 1975 1974
	1973 1967 1957 1956 1955 1953 1950 1949

Conference Titles	46
	2016 2015 2012 2010 2008 2007 2006 2004
	2002 2000 1987 1986 1985 1984 1980 1979
	1978 1977 1976 1975 1974 1973 1972 1968
	1967 1962 1959 1958 1957 1956 1955 1954
	1953 1952 1951 1950 1949 1948 1947 1946
	1944 1943 1938 1920 1918 1915

Big 12 Conference Titles	10
	2016 2015 2012 2010 2008 2007 2006 2004
	2002 2000

Bowl Appearances	50
	2016 2015 2014 2013 2012 2011 2010 2009
	2008 2007 2006 2005 2004 2003 2002 2001
	2000 1999 1994 1993 1991 1988 1987 1986
	1985 1984 1982 1981 1980 1979 1978 1977
	1976 1975 1972 1971 1970 1968 1967 1964
	1962 1958 1957 1955 1953 1950 1949 1948
	1946 1938

Bowl Championships	29
	2016 2013 2011 2010 2009 2005 2002 2001
	2000 1993 1991 1986 1985 1981 1980 1979
	1978 1976 1975 1972 1971 1967 1958 1957
	1955 1953 1949 1948 1946

Undefeated Seasons	14
	2000 1974 1973 1956 1955 1954 1949 1920
	1918 1915 1911 1898 1897 1896

10+ Win Seasons	37 (No. 1 in the nation)
	2016 2015 2013 2012 2011 2010 2008 2007
	2006 2004 2003 2002 2001 2000 1987 1986
	1985 1980 1979 1978 1977 1975 1974 1973
	1972 1971 1967 1958 1957 1956 1955 1954
	1950 1949 1948 1938 1915

Most Consecutive Wins	47, 1953-1957 (NCAA D1 Record)
All-Time Points Scored	34,484 (No. 1 in Nation)
First-Team All-Americans	158 (77 Consensus)
First-Team All-Conference Players (Coaches)	484
Heisman Trophy Winners	5 (2008, 2003, 1978, 1969, 1952)
Years with OU Player in Heisman Top 10	25
National Award Winners	74
All-Time NFL Draft Picks	381 (three No. 1 overall picks)
All-Time First-Round Picks	42
Sooners on Television	382 Games (265-112-5)
First TV Game	Nov. 8, 1952, at Notre Dame on NBC



OKLAHOMA HEAD COACHES

Lincoln Riley	(2017-)	0-0 (.000)
Bob Stoops	(1999-2016)	190-48 (.798)
John Blake	(1996-1998)	12-22 (.353)
Howard Schnellenberger	(1995)	5-5-1 (.500)
Gary Gibbs	(1989-1994)	44-23-2 (.652)
Barry Switzer	(1973-1988)	157-29-4 (.837)
Chuck Fairbanks	(1967-1972)	52-15-1 (.772)
Jim Mackenzie	(1966)	6-4 (.600)
Gomer Jones	(1964-1965)	9-11-1 (.452)
Bud Wilkinson	(1947-1963)	145-29-4 (.826)
Jim Tatum	(1946)	8-3 (.727)
Dewey Luster	(1941-1945)	27-18-3 (.594)
Thomas Stidham	(1937-1940)	27-8-3 (.792)
Lawrence Jones	(1935-1936)	9-6-3 (.583)
Lewie Hardage	(1932-1934)	11-12-4 (.482)
Adrian Lindsey	(1927-1931)	19-19-6 (.500)
Bennie Owen	(1905-1926)	122-54-16 (.677)
Fred Ewing	(1904)	4-3-1 (.563)
Mark McMahon	(1902-1903)	11-7-3 (.595)
Fred Roberts	(1901)	3-2 (.600)
Vernon Parrington	(1897-1900)	9-2-1 (.792)
No Coach	(1896)	2-0 (1.000)
John Harts	(1895)	0-1 (.000)

OKLAHOMA FOOTBALL BY DECADE

2010s	73-19-0 (.793)
2000s	110-24-0 (.821)
1990s	61-51-3 (.543)
1980s	91-26-2 (.773)
1970s	102-13-3 (.877)
1960s	62-40-2 (.606)
1950s	93-10-2 (.895)
1940s	69-27-4 (.710)
1930s	49-33-12 (.585)
1920s	38-30-11 (.551)
1910s	65-20-6 (.747)
1900s	51-26-8 (.647)
1890s (First season in 1895)	8-2-0 (.800)
Overall	872-321-53 (.721)

ALL-TIME WINNING PERCENTAGE

1. Michigan	935-334-36 (.730)
2. Notre Dame	896-321-42 (.728)
3. Ohio State	886-322-53 (.724)
4. Oklahoma	872-321-53 (.721)
5. Alabama	878-327-43 (.721)
6. Texas	891-360-33 (.707)
7. USC	823-337-54 (.700)
8. Nebraska	889-372-40 (.699)
9. Penn State	867-385-42 (.686)
10. Florida State	532-244-17 (.682)

Minimum 25% of years spent in Division I (1869-2016)



OL BEN POWERS

WEEKS RANKED NO. 1 IN AP POLL*

1. Ohio State	105
2. Oklahoma	101
3. Notre Dame	98
4. USC	91
5. Alabama	89
6. Florida State	72
7. Nebraska	70
8. Miami (Fla.)	68
9. Texas	45
10. Florida	41

WEEKS RANKED IN TOP 5 IN AP POLL*

1. Oklahoma	395
2. Alabama	365
3. Ohio State	357
4. Nebraska	296
5. Notre Dame	289
6. Michigan	286
7. USC	278
8. Texas	267
9. Florida State	242
10. Miami (Fla.)	202

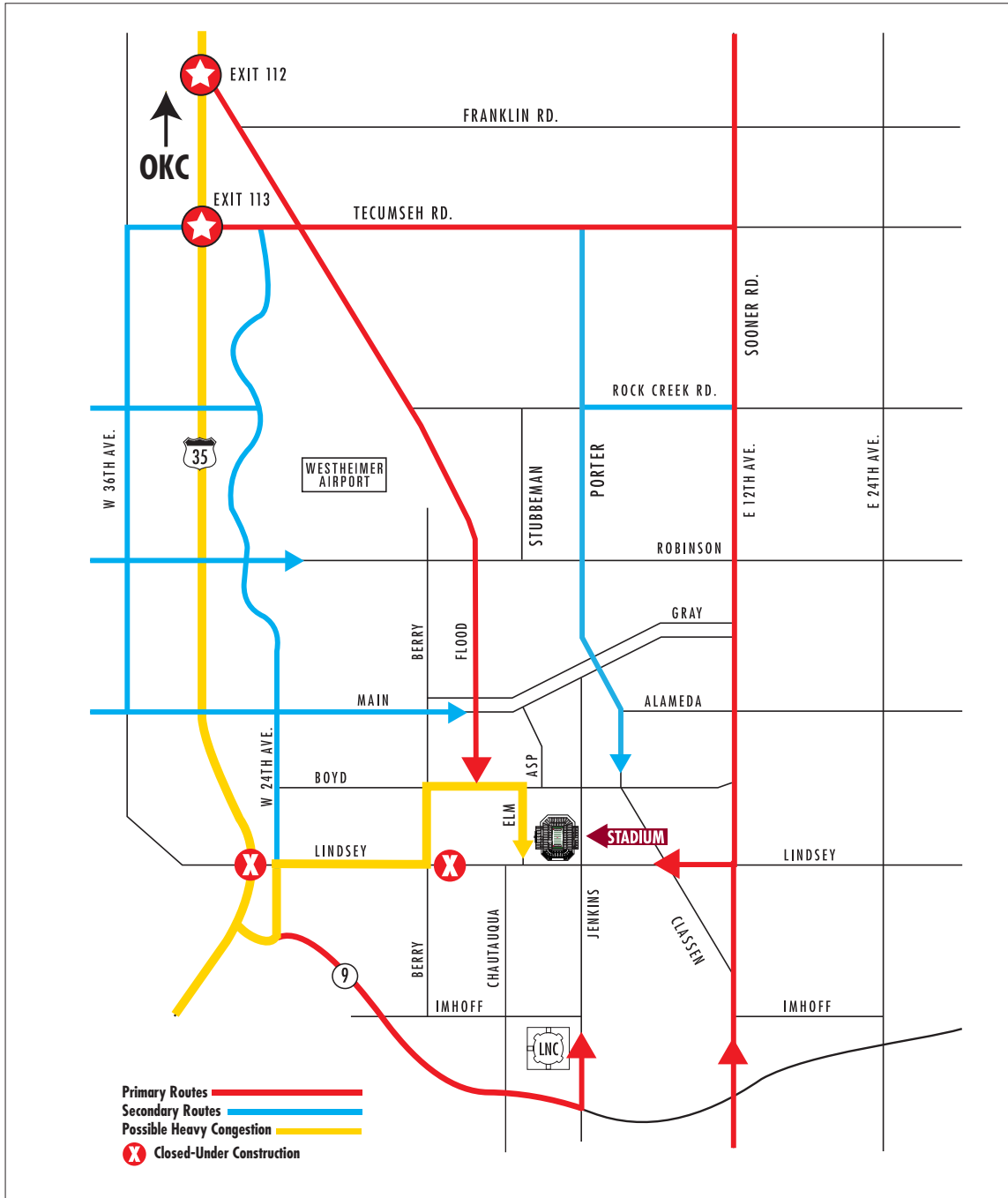
* 1,119 Associated Press polls since service began in 1936

NATIONAL CHAMPIONSHIPS (AP)

1. Alabama	10	(2015, '12, '11, '09, '92, '79, '78, '65, '64, '61)
2. Notre Dame	8	(1988, '77, '73, '66, '49, '47, '46, '43)
3. Oklahoma	7	(2000, '85, '75, '74, '56, '55, '50)
4. Miami (Fla.)	5	(2001, '91, '89, '87, '83)
USC	5	(2004, '03, '72, '67, '62)
Nebraska	5	(1997, '95, '94, '71, '70)
Ohio State	5	(2014, '02, '68, '54, '42)



Game Day Travel Map



Directions from OKC Airport

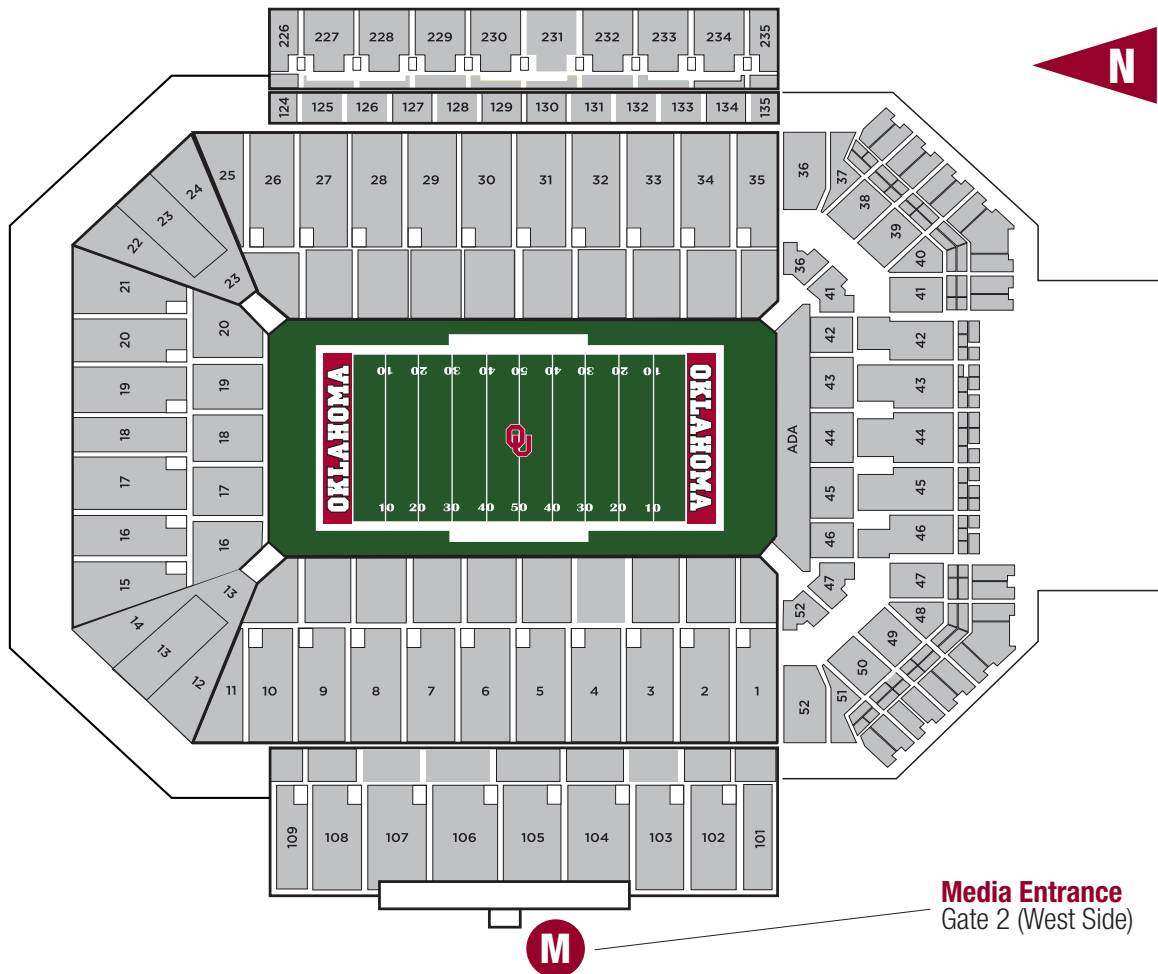
Follow directions from airport terminal to I-44. Travel west on I-44 (toward Lawton). Merge onto I-240 East. Take exit 4A south on I-35. Norman is 17 miles south of the airport. In north Norman, take exit 113 (Highway 77/N. Flood Ave.) on the left. Proceed all the way to Lindsey St. and go east (left). Gaylord Family – Oklahoma Memorial Stadium is just ahead at the Asp and Lindsey St. intersection.

Directions from Dallas/Fort Worth

Travel north on I-35 to Norman. Once in Norman, exit east at US-Highway 9. Gaylord Family – Oklahoma Memorial Stadium is located approximately three miles east of I-35 and to the north on the corner of Asp and Lindsey.

Return to OKC Airport

Drive I-35 north from Norman to I-240 west. Follow I-240 west to I-44 (I-240 automatically merges with I-44 just west of May Avenue). Take Exit 116B (Airport Rd.) on the left. Follow Airport Rd. west to Meridian Ave. Take the Meridian Ave. southbound exit and follow Meridian south approximately one mile to the airport.



Gaylord Family - Oklahoma Memorial Stadium

Gaylord Family – Oklahoma Memorial Stadium is one of America’s most recognized college football cathedrals. Situated on the east side of the Norman campus, this historical facility is the largest sports arena in the state and, following its expansion last offseason, now ranks among the 15 largest college football stadiums in the nation.

With the expansion of Oklahoma Memorial Stadium to an official capacity of 82,112 in 2004 (it increased to 83,489 in 2016) and with every home game exceeding that capacity, Oklahoma set numerous attendance records the past few years. In fact, the 10 largest crowds in stadium history have occurred in the past six seasons.

Oklahoma’s average attendance in 2016 for six home games was a school-record 86,857, ranking OU second in the Big 12 and No. 13 in the nation in average attendance.

The largest crowd ever to watch a game in the history of the state of Oklahoma jammed Memorial Stadium on Sept. 17, 2016. The Sooners fell 45-24 to Ohio State in front of 87,979 fans.

OU compiled a 101-9 record at home (.918) under former head coach Bob Stoops (1999-2016). Not coincidentally, those 18 seasons all rank at the top of the list for average home attendance.

Stadium Quick Facts

Stadium Name.....	Gaylord Family – Oklahoma Memorial Stadium
Field Name.....	Owen Field
Field.....	Natural Grass
Official Capacity.....	83,489
First Year.....	1923
First Game at Site.....	Oct. 20, 1923 (OU 62, Washington, Mo. 7)
Largest Crowd.....	87,979 on Sept. 17, 2016 (Ohio State 45, OU 24)
OU’s Record at Stadium.....	384-85-15 (.809) (1923-2016)
Most Consecutive Wins.....	39 (2005-2011)

Stadium Capacity Through the Years

2016.....	83,489
2004.....	82,112
2003.....	81,207
1998*.....	72,765
1980.....	75,004
1975.....	71,187
1957.....	61,836
1949.....	55,000
1929.....	32,000
1925.....	16,000


* Capacity decreased to accommodate disability seating



CHAMPIONSHIP TRADITION

7 NATIONAL CHAMPIONSHIPS

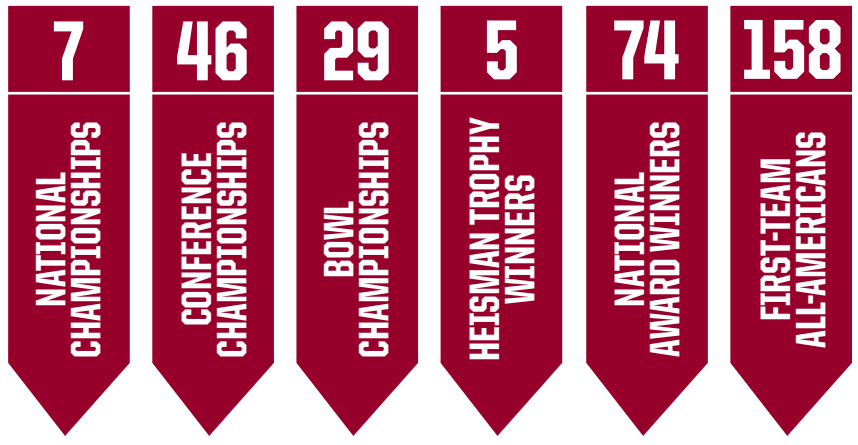
10 BIG 12 CHAMPIONSHIPS



Great college football and the Oklahoma Sooners. For as long as anyone can remember, the two have been one and the same.

Unlike some schools where tradition represents ancient history, or others where it harkens back only a few years, Oklahoma's tradition is a constant accomplishment unfettered by eras or time.










The Sooners were playing football before Oklahoma became a state and have achieved a legacy so successful that more than contributing to the history of this great game, it defines it.






The Modern Era's Most Successful Program

Oklahoma is king in the modern era of college football (1946-2016). Since the end of World War II, the Sooners are the nation's No. 1 team, with more victories (628) than any other school and the best winning percentage (.764).

	OKLAHOMA	628
	OHIO STATE	583
	ALABAMA	582
	PENN STATE	581
	NEBRASKA	580
	TEXAS	572
	MICHIGAN	556
	USC	549
	TENNESSEE	544
	NOTRE DAME	542





CHAMPIONSHIP TRADITION

7 NATIONAL CHAMPIONSHIPS

10 BIG 12 CHAMPIONSHIPS

A Legacy of Winning

Oklahoma has played in four national championship games and one College Football Playoff over the last 17 seasons and owns 10 Big 12 championships. OU also has turned out a list of award winners and draft picks so long that it taxes even the best memory to name them all.

Greatness begets greatness and there has been plenty of that in Norman lately. Now, from all corners of the country, the best players come to join a program of traditional success that is riding one of its biggest waves.

Statistics prove that Oklahoma is more likely to hit the 10-win mark than any other program in the nation with 37 10-win seasons, including 14 of the last 17 campaigns. In fact, among teams playing in Power Five conferences since the start of the new millennium, Oklahoma's 14 10-win campaigns are also more than any other program.

The Sooners also lead the nation with 23 seasons of at least 11 wins.



Most All-Time 10-Plus-Win Seasons

 **37**

 **36**

 **28**

 **27**

 **26**





NATIONAL CHAMPIONS: 1950, 1955, 1956, 1974, 1975, 1985, 2000

Oklahoma is Championship Football

Nothing defines the competitive success of a college athletics program like a national championship. Oklahoma, with seven football national titles sprinkled over four decades, is one of the very few programs that sets out each fall with the expectation and legitimate goal of pursuing the national crown.

That pursuit rates as a lot more than just talk around Norman.

The aura is unmistakable, and it radiates from real and repeated success on college football's biggest stage.

Oklahoma has claimed more national championships than any other Big 12 program.

The Sooners, under Bob Stoops, earned the program's most recent title in 2000 with an Orange Bowl victory over Florida State to cap an undefeated season at 13-0. OU's other championships came under Barry Switzer in 1985, 1975 and 1974, and Bud Wilkinson in 1956, 1955 and 1950.

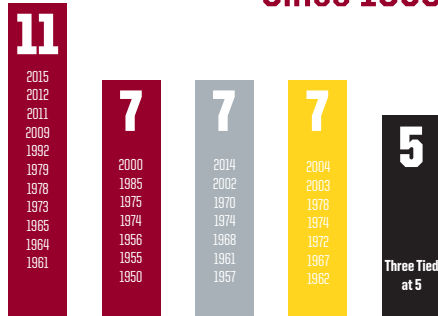
Oklahoma played for the national title four times during Stoops' tenure (2000, 2002, 2004, 2008). During the BCS era, the Sooners were the only team to play in all five BCS bowl games and played in nine total. OU was ranked No. 1 in 20 BCS rankings — the most nationally.

The Sooners are also the only Big 12 team to program in the College Football Playoff, appearing in the 2016 Orange Bowl in the semifinal round.

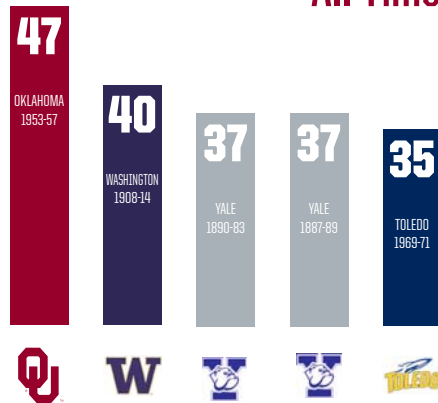
In the words of Switzer: "People don't know what it means to be champions. Oklahoma invented it."



Consensus National Titles Since 1950



Longest Winning Streaks All-Time





2016 BIG 12 CHAMPIONS

7 NATIONAL CHAMPIONSHIPS

10 BIG 12 CHAMPIONSHIPS



2016 BIG 12 CHAMPIONS

OU Captures 10th Big 12 Crown, Seven More Than Next Closest Program

The Sooners completed an undefeated run to the 2016 Big 12 title by rolling over Oklahoma State 38-20. The win over the Cowboys resulted in a 9-0 record in Big 12 play for OU and clinched the program's 10th Big 12 Championship. No other school has won more than three Big 12 crowns.

The rainy conditions did not slow down the Sooners as they rushed for a season-high 341 yards. Samaje Perine pounded Oklahoma State with 239 yards on 37 attempts, while Joe Mixon compiled 201 all-purpose yards and scored two touchdowns. OU's offense found its rhythm in the second half to pull away from OSU while the Sooners' defense limited the Cowboys to just three points in the final two quarters.

Baker Mayfield and Dede Westbrook sealed their invitations to the Heisman Trophy ceremony in the victory. Mayfield connected with Westbrook for a 69-yard touchdown in the second quarter for OU's first score of the game. Mayfield finished with 288 yards passing and three touchdowns, while Westbrook had four receptions and 111 yards before leaving the game before halftime due to injury.

For the second straight year, the Sooners took down their rival to claim the Big 12 title. OU's nine victories were the most ever in regular season Big 12 play.



74 NATIONAL AWARD WINNERS

158 ALL-AMERICANS

2016 BIG 12 CHAMPIONS



2000

2002

2004

2006

2007

2008

2010

2012

2015

2016





10 BIG 12 TITLES

7 NATIONAL CHAMPIONSHIPS

10 BIG 12 CHAMPIONSHIPS



10

- 2016
- 2015
- 2012
- 2010
- 2008
- 2007
- 2006
- 2004
- 2002
- 2000

Ten Big 12 Conference Championships

Since the formation of the Big 12 Conference in 1996, no team has won as many league titles as Oklahoma's 10. In fact, no other school has won more than three, and four of the league members have yet to win their first. The Sooners grabbed their most recent championship in 2016 by becoming the first team to ever go 9-0 in league play.

The Sooners' other Big 12 crowns came in 2015 (8-1 conference record), 2012 (8-1), 2010 (23-20 win over Nebraska in league championship game in Dallas), 2008 (62-21 win over Missouri in Kansas City), 2007 (38-17 win over Missouri in San Antonio), 2006 (21-7 win over Nebraska in Kansas City), 2004 (42-3 win over Colorado in Kansas City), 2002 (29-7 win over Colorado in Houston) and 2000 (27-24 win over Kansas State in Kansas City).

No Program Has More Big 12 Titles

Oklahoma won its first conference championship in 1915 and has since tacked on another 45. In other words, the Sooners average a conference title just about every two seasons. That pace has actually improved since 2000 with 10 league crowns in 18 years.

3

2009
2005
1996

2

2014
2013

2

2012
2003

2

1999
1997

1

2001

1

2011

1

2014

1

1998





2000 BIG 12 CHAMPIONS



2002 BIG 12 CHAMPIONS



2004 BIG 12 CHAMPIONS



2006 BIG 12 CHAMPIONS



2007 BIG 12 CHAMPIONS



2008 BIG 12 CHAMPIONS



2010 BIG 12 CHAMPIONS



2012 BIG 12 CHAMPIONS



2015 BIG 12 CHAMPIONS



2016 BIG 12 CHAMPIONS



18 STRAIGHT BOWLS

7 NATIONAL CHAMPIONSHIPS

10 BIG 12 CHAMPIONSHIPS



2015 COLLEGE FOOTBALL PLAYOFF

Fifty bowl appearances and 29 bowl victories have firmly entrenched Oklahoma among the most tradition-rich schools in America.

The Sooners have become synonymous with postseason play at the highest level. At a school where the bowl history is laced with games of historical significance, the last few years have represented another fabulous roll for the Sooner.

OU enjoys favored status among the bowl community, mostly for its tradition, but also for its fan following. Some 50,000 Oklahoma fans have ventured to OU bowl destinations over the last few seasons. Regardless of the location, Sooner fans flock to follow a bowl tradition that is as fresh as it is historic.

The Sooners have made 18 consecutive bowl appearances since 2000, the third-longest active streak in the nation as recognized by the NCAA. Of those 18 showings, four were national championship bouts, nine were BCS bowl games, one was a College Football Playoff semifinals contest and 12 were in January.

The Sooners and their fans have enjoyed trips to Phoenix, San Diego, Miami, Pasadena, New Orleans and Dallas while playing in some of the most prestigious bowls in college football.



1999



2000



2001



2002



2003



2004



2005



2006



2007



2008



2009



2010



2011



2012



2013



2014



2015



2016



50	BOWL APPEARANCES SINCE 1939
18	CONSECUTIVE BOWL GAMES
9	BCS BOWL GAMES
4	BCS TITLE GAMES



Perennial Bowl Power

The Sooners have been a mainstay in college football's bowl tradition since their first trip to Miami in 1939.

OU has appeared in a bowl game in each of the last 18 seasons, a run that ranks as the best streak in the Big 12 and the third-longest streak in the nation behind Virginia Tech (24) and Georgia (20).

Oklahoma also ranks fourth among all schools in total bowl wins with 29 in 50 bowl games, and is one of just 15 programs with 40 or more bowl appearances.






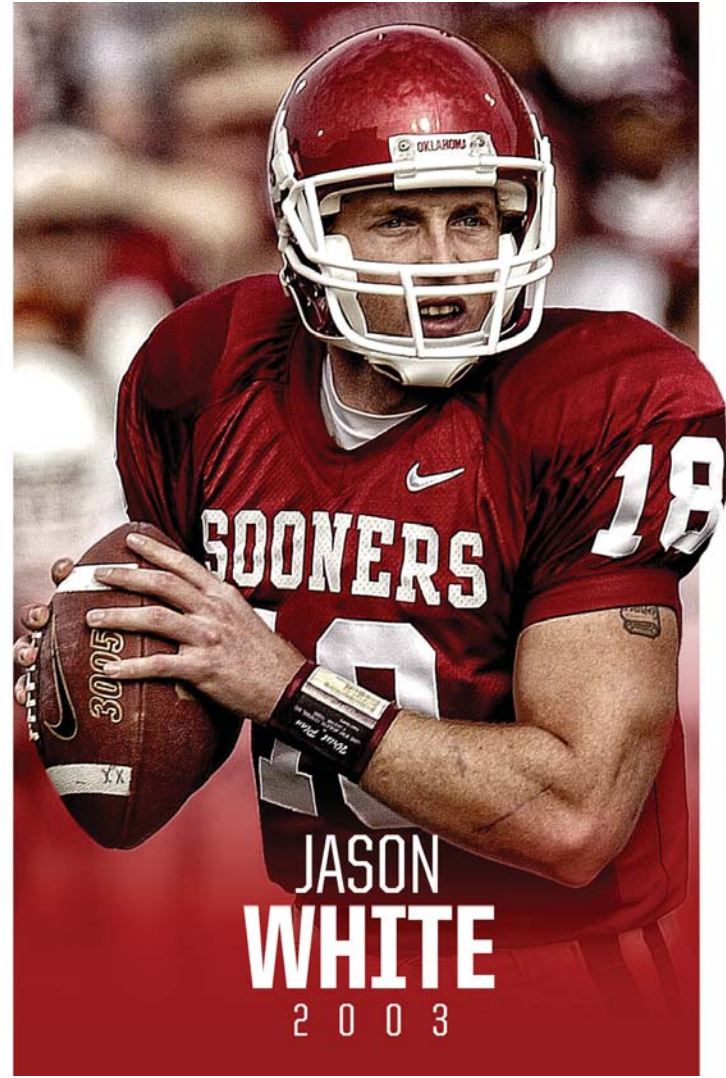
FIVE HEISMAN WINNERS

7 NATIONAL CHAMPIONSHIPS

10 BIG 12 CHAMPIONSHIPS



SAM
BRADFORD
2008



JASON
WHITE
2003

Fourth Most Heisman Trophies in the Nation


For many years, college football has paused at the end of each season to recognize its finest players. The award names like Heisman, Outland, Thorpe and Butkus are woven into the fabric of the game as a tribute to the past and a beacon for the present.

The awards ceremonies attract the greatest names in the game, and of course, they attract and honor Oklahoma Sooners.

The road to the bright lights, podium and acceptance speech starts with great talent and hard work, common staples at OU. The Sooner program then provides the national stage on which players can be seen. The result has been an impressive collection of hardware.



FIVE HEISMAN WINNERS



**BILLY
SIMS**
1 9 7 8



**STEVE
OWENS**
1 9 6 9



**BILLY
VESSELS**
1 9 5 2

Most Heisman Finalists Since 2000

Not only have the Sooners won the Heisman Trophy five times, OU's players have constantly appeared on Heisman voters' ballots.

Oklahoma has sent seven finalists to New York City since 2000, the most of any program in the country: Josh Heupel (2000), Jason White (2003 and 2004), Adrian Peterson (2004), Sam Bradford (2008), Baker Mayfield (2016) and Dede Westbrook (2016).

The Sooners have also had multiple players invited to the Heisman ceremony on two different occasions — the only program in the country to accomplish the feat since 1982.





NATIONAL AWARD WINNERS

7 NATIONAL CHAMPIONSHIPS

10 BIG 12 CHAMPIONSHIPS

National Award Winners Since 2000

Year	Player	Position	Award
2016	Baker Mayfield	QB	Burlsworth Trophy
2016	Dede Westbrook	WR	Biletnikoff Award
2015	Ty Darlington	C	Campbell Trophy
			Wuerffel Trophy
			Bobby Bowden Award
2015	Baker Mayfield	QB	Burlsworth Trophy
			Sporting News Player of the Year
2013	Gabe Ikard	C	Wuerffel Trophy
2010	Landry Jones	QB	Sammy Baugh Award
2008	Sam Bradford	QB	Heisman Trophy
			Davey O'Brien Award
			AP Player of the Year
			Sporting News Player of the Year
			Sammy Baugh Award
			Chic Harley Award
2006	Carl Pendleton	DT	Bobby Bowden Award
2004	Jammal Brown	OT	Outland Trophy
2004	Jason White	QB	Davey O'Brien Award
			Maxwell Award
			Unitas Award
2003	Tommie Harris	DT	Lombardi Award
2003	Jason White	QB	Heisman Trophy
			Davey O'Brien Award
			AP Player of the Year
			Sporting News Player of the Year
2003	Teddy Lehman	LB	Bednarik Award
			Butkus Award
2003	Derrick Strait	DB	Nagurski Trophy
			Thorpe Award
2002	Teddy Lehman	LB	ABC Defensive Player of the Year
2001	Roy Williams	DB	Nagurski Trophy
			Thorpe Award
2001	Rocky Calmus	LB	Butkus Award
2000	Josh Heupel	QB	Walter Camp Trophy
			AP Player of the Year
			Sporting News Player of the Year
			CBS Player of the Year
2000	J.T. Thatcher	PR/KR	Mosi Tatupu Award



JAMMAL BROWN




TEDDY LEHMAN

BUTKUS AWARD WINNERS



TEDDY LEHMAN - 2003



ROCKY CALMUS - 2001




BRIAN BOSWORTH - 1985, '86

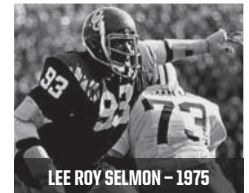
OUTLAND TROPHY WINNERS




JAMMAL BROWN - 2004



GREG ROBERTS - 1978



LEE ROY SELMON - 1975



J.D. ROBERTS - 1953




JIM WEATHERALL - 1951



LOMBARDI AWARD WINNERS



TOMMIE HARRIS - 2003



TONY CASTILLAS - 1985



LEE ROY SELMON - 1975

NAGURSKI TROPHY WINNERS




DERRICK STRAIT - 2003



ROY WILLIAMS - 2001

BEDNARIK AWARD WINNER



TEDDY LEHMAN - 2003

TOMMIE HARRIS

THORPE AWARD WINNERS



DERRICK STRAIT - 2003



ROY WILLIAMS - 2001

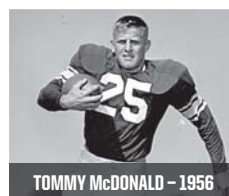


RICKEY DIXON - 1987

MAXWELL AWARD WINNERS



JASON WHITE - 2004



TOMMY McDONALD - 1956

BILETNIKOFF AWARD WINNER



DEDE WESTBROOK - 2016



DEDE WESTBROOK



158 FIRST-TEAM ALL-AMERICANS

7 NATIONAL CHAMPIONSHIPS

10 BIG 12 CHAMPIONSHIPS

If it's a college football season, the likelihood is that more than one Sooner ranks among the best players in the land. That was true in 1913 when OU produced its first All-American and it's true today when the rate of additions is so rapid that the total now well outnumbers the age of the program itself.

One of college football's greatest programs has been built by some of college football's finest players. That's the natural result when talent meets coaching at a program with eye-popping facilities and great visibility.

RYAN **BROYLES**



ADRIAN PETERSON



GERALD MCCOY




CURTIS LOFTON



RUFUS ALEXANDER



DEDE WESTBROOK



GABE **IKARD**

Big 12's Consensus All-Americans

University of Oklahoma players have earned consensus All-America honors 77 times in the program's history. No other school in the Big 12 Conference has produced more consensus All-Americans.

What is a consensus All-American? The NCAA officially recognizes selections from five All-America teams: AP, AFCA, FWAA, *Sporting News* and Walter Camp.

A player is designated a consensus All-American if he is a first-team selection on at least three of the five teams.

Dede Westbrook became the latest Sooner to add his name to the prestigious list as he earned first-team All-America honors from all five official bodies for the 2016 campaign.



77



55





SAM BRADFORD

DUKE ROBINSON

JERMAINE GRESHAM

MARK CLAYTON

TRENT WILLIAMS

37 ALL-TIME
CONSENSUS
ALL-AMERICANS

77 ALL-TIME
FIRST-TEAM
ALL-AMERICANS

158 ALL-TIME
CONSENSUS
ALL-AMERICANS

OU All-Americans Since 2000

Oklahoma players have earned first team All-America honors 37 times over the past 17 seasons for an average of more than two per year. The total includes 18 offensive players, 17 defensive players and two special teams players.

37 First-Team All-Americans in the Last 17 Years

Player	Position	Year	Player	Position	Year
Dede Westbrook	Wide Receiver	2016	Jammal Brown	Offensive Tackle	2004
Baker Mayfield	Quarterback	2015	Vince Carter	Center	2004
Eric Striker	Linebacker	2015	Jammal Brown	Offensive Tackle	2003
Gabe Ikard	Center	2013	Tommie Harris	Defensive Tackle	2003
Ryan Broyles	Wide Receiver	2011	Teddy Lehman	Linebacker	2003
Ryan Broyles	Wide Receiver	2010	Antonio Perkins	Punt Returner	2003
Quinton Carter	Defensive Back	2010	Derrick Strait	Defensive Back	2003
Trent Williams	Offensive Tackle	2009	Jason White	Quarterback	2003
Gerald McCoy	Defensive Tackle	2009	Mark Clayton	Wide Receiver	2003
Sam Bradford	Quarterback	2008	Tommie Harris	Defensive Tackle	2002
Jermaine Gresham	Tight End	2008	Brandon Everage	Defensive Back	2002
Duke Robinson	Offensive Guard	2008	Teddy Lehman	Linebacker	2002
Gerald McCoy	Defensive Tackle	2008	Rocky Calmus	Linebacker	2001
Duke Robinson	Offensive Guard	2007	Jeff Ferguson	Punter	2001
Curtis Lofton	Linebacker	2007	Roy Williams	Defensive Back	2001
Rufus Alexander	Linebacker	2006	Rocky Calmus	Linebacker	2000
Mark Clayton	Wide Receiver	2004	Josh Heupel	Quarterback	2000
Dan Cody	Defensive End	2004	J.T. Thatcher	Defensive Back	2000
Adrian Peterson	Running Back	2004			

ERIC STRIKER





SOONERS IN THE NFL

7 NATIONAL CHAMPIONSHIPS

10 BIG 12 CHAMPIONSHIPS



STERLING SHEPARD
2017 PFWA ALL-ROOKIE TEAM



TONY JEFFERSON
TOP-5 SAFETY (PRO FOOTBALL FOCUS)



DEMARCO MURRAY
2014 NFL RUSHING CHAMPION



SAM BRADFORD
2009 NO. 1 OVERALL PICK

Elite Program Prepares Players for Next Level

The league. Pro ball. The next level. It is the dream of every college football player. It is reality for many Oklahoma Sooners. Few programs in the country attract talent and prepare it to move on better than Oklahoma. Four Sooners were tabbed in the 2017 NFL Draft alone, extending the program's tally to 83 selections since the start of the 21st century.

OU plays pro schemes and employs a rigorous strength and conditioning program that is so effective that many of those who have gone on to professional careers come back to Norman in the offseason to continue their training.

Oklahoma is one of only two programs that has had at least four players drafted into the NFL each of the last 10 years. Players with the ability and drive to make the NFL flourish at OU and leave here equipped to play beyond their college days.



JOE MIXON // SECOND ROUND // CINCINNATI



DEDE WESTBROOK // FOURTH ROUND // JACKSONVILLE

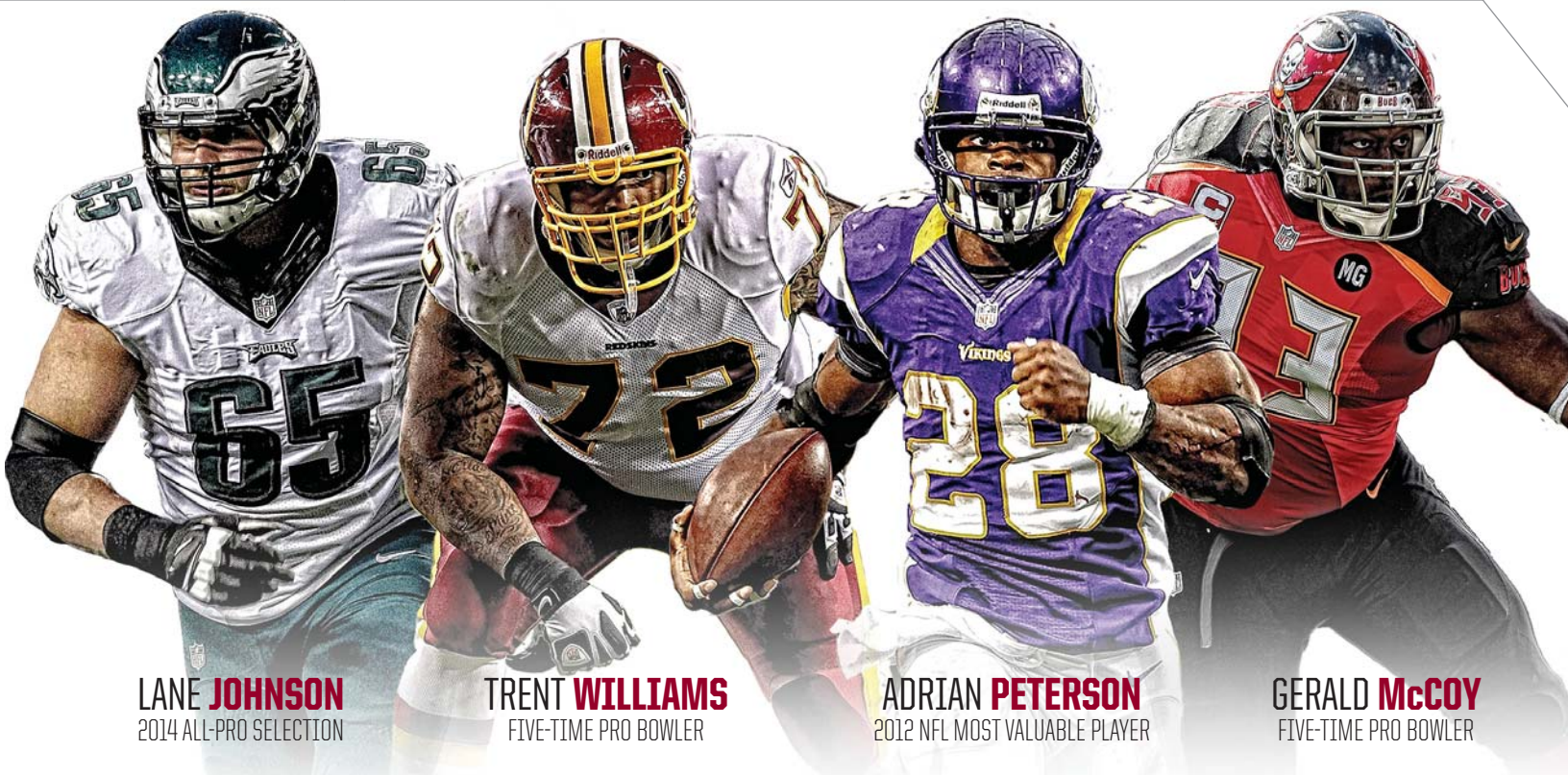


SAMAJE PERINE // FOURTH ROUND // WASHINGTON



JORDAN EVANS // SIXTH ROUND // CINCINNATI





LANE JOHNSON
2014 ALL-PRO SELECTION

TRENT WILLIAMS
FIVE-TIME PRO BOWLER

ADRIAN PETERSON
2012 NFL MOST VALUABLE PLAYER

GERALD McCOY
FIVE-TIME PRO BOWLER

83 Sooners Picked In The Last 18 NFL Drafts

Player	Position	Year	Round	Team	Player	Position	Year	Round	Team
Joe Mixon	Running Back	2017	2	Bengals	Phil Loadholt	Offensive Tackle	2009	2	Vikings
Dede Westbrook	Wide Receiver	2017	4	Jaguars	Juaquin Iglesias	Wide Receiver	2009	3	Bears
Samaje Perine	Running Back	2017	4	Redskins	Nic Harris	Linebacker	2009	5	Bills
Jordan Evans	Linebacker	2017	6	Bengals	Duke Robinson	Offensive Guard	2009	5	Panthers
Sterling Shepard	Wide Receiver	2016	2	Giants	Manuel Johnson	Wide Receiver	2009	7	Cowboys
Charles Tapper	Defensive End	2016	4	Cowboys	Curtis Lofton	Linebacker	2008	2	Falcons
Zack Sanchez	Defensive Back	2016	5	Panthers	Malcolm Kelly	Wide Receiver	2008	2	Redskins
Devante Bond	Linebacker	2016	6	Buccaneers	Reggie Smith	Defensive Back	2008	3	49ers
Jordan Phillips	Defensive Tackle	2015	2	Dolphins	Allen Patrick	Running Back	2008	7	Ravens
Geneo Grissom	Defensive End	2015	3	Patriots	Adrian Peterson	Running Back	2007	1	Vikings
Daryl Williams	Offensive Tackle	2015	4	Panthers	Rufus Alexander	Linebacker	2007	6	Vikings
Blake Bell	Tight End	2015	4	49ers	C.J. Ah You	Defensive End	2007	7	Bills
Tyrus Thompson	Offensive Tackle	2015	6	Vikings	Davin Joseph	Offensive Line	2006	1	Buccaneers
Aaron Ripkowski	Fullback	2015	6	Packers	Chris Chester	Offensive Line	2006	2	Ravens
Jalen Saunders	Wide Receiver	2014	4	Jets	Dusty Dvoracek	Defensive Tackle	2006	3	Bears
Aaron Colvin	Defensive Back	2014	4	Jaguars	Travis Wilson	Wide Receiver	2006	3	Browns
Corey Nelson	Linebacker	2014	7	Broncos	Clint Ingram	Linebacker	2006	3	Jaguars
Trey Millard	Fullback	2014	7	49ers	J.D. Runnels	Fullback	2006	6	Bears
Lane Johnson	Offensive Tackle	2013	1	Eagles	Jammal Brown	Offensive Line	2005	1	Saints
Landry Jones	Quarterback	2013	4	Steelers	Mark Clayton	Wide Receiver	2005	1	Ravens
Kenny Stills	Wide Receiver	2013	5	Saints	Brodney Pool	Safety	2005	2	Browns
Justin Brown	Wide Receiver	2013	6	Steelers	Mark Bradley	Wide Receiver	2005	2	Bears
Stacy McGee	Defensive Tackle	2013	6	Raiders	Dan Cody	Defensive End	2005	2	Ravens
David King	Defensive End	2013	7	Eagles	Brandon Jones	Wide Receiver	2005	3	Titans
Ryan Broyles	Wide Receiver	2012	2	Lions	Antonio Perkins	Defensive Back	2005	4	Browns
Donald Stephenson	Offensive Tackle	2012	3	Chiefs	Donte Nicholson	Defensive Back	2005	5	Buccaneers
Jamell Fleming	Defensive Back	2012	3	Cardinals	Lance Mitchell	Linebacker	2005	5	Cardinals
Frank Alexander	Defensive End	2012	4	Panthers	Wes Sims	Offensive Line	2005	6	Chargers
Ronnell Lewis	Defensive End	2012	4	Lions	Tommie Harris	Defensive Tackle	2004	1	Bears
James Hanna	Tight End	2012	6	Cowboys	Teddy Lehman	Linebacker	2004	2	Lions
Travis Lewis	Linebacker	2012	7	Lions	Derrick Strait	Defensive Back	2004	3	Jets
DeMarco Murray	Running Back	2011	3	Cowboys	Andre Woolfolk	Defensive Back	2003	1	Titans
Quinton Carter	Defensive Back	2011	4	Broncos	Quentin Griffin	Running Back	2003	4	Broncos
Jonathan Nelson	Defensive Back	2011	7	Rams	Jimmy Wilkerson	Defensive End	2003	6	Chiefs
Jeremy Beal	Defensive End	2011	7	Broncos	Trent Smith	Tight End	2003	7	Ravens
Sam Bradford	Quarterback	2010	1	Rams	Roy Williams	Defensive Back	2002	1	Cowboys
Gerald McCoy	Defensive Tackle	2010	1	Buccaneers	Rocky Calmus	Linebacker	2002	3	Titans
Trent Williams	Offensive Tackle	2010	1	Redskins	Torrance Marshall	Linebacker	2001	3	Packers
Jermaine Gresham	Tight End	2010	1	Bengals	Josh Heupel	Quarterback	2001	6	Dolphins
Keenan Clayton	Linebacker	2010	4	Eagles	Stockar McDougle	Offensive Line	2000	1	Lions
Dominique Franks	Cornerback	2010	5	Falcons	William Barteel	Defensive Back	2000	2	Chiefs
Brody Eldridge	Tight End	2010	5	Cotts					



NATIONAL ATTENTION


7 NATIONAL CHAMPIONSHIPS

10 BIG 12 CHAMPIONSHIPS



BASEBALL HEAVEN: THE ANGELS MEET THE GIANTS

SUPER BOWL XXXIX: DREAMERS VS. SCHEMERS





8

EIGHTH IN TWITTER FOLLOWERS
AMONG COLLEGE FOOTBALL ACCOUNTS

28

APPEARANCES ON
ESPN'S COLLEGE GAMEDAY

31

SPORTS ILLUSTRATED
COVER APPEARANCES

111

CONSECUTIVE HOME SELLOUTS

190

CONSECUTIVE TV APPEARANCES

Sooners at Center of College Football

Oklahoma is a household name due to the overwhelming media attention that hovers around the Sooners. Writers and broadcasters representing the nation's most recognized media outlets regularly interact with Sooner players and coaches and routinely spend time in Norman.

When they can't come to campus, those same observers keep tabs on OU thanks to extensive television coverage. In 2016, all 13 Oklahoma games appeared on live television, including 12 that were carried nationally or regionally on the ABC, ESPN or FOX family of networks.





LEGENDARY COACHES

7 NATIONAL CHAMPIONSHIPS

10 BIG 12 CHAMPIONSHIPS

OKLAHOMA'S HEAD COACHING 100-WIN CLUB



190

BOB STOOPS



157

BARRY SWITZER



145

BUD WILKINSON



122

BENNIE OWEN

Only Program With Four 100-Win Head Coaches

Bob Stoops, Barry Switzer, Bud Wilkinson and Bennie Owen — Oklahoma's four winningest head coaches — have a lot in common. All four started at OU in their 30s. All four went on to have tremendous success, coming to Norman and combining to win 614 games and seven national championships.

The quartet established and cemented Oklahoma as one of the greatest college football programs of all-time.

First-year head coach Lincoln Riley fits that mold. The youngest FBS head coach in the nation at 33, Riley was named the program's 22nd head man on June 7, 2017, and looks to continue to add to Oklahoma's championship pedigree. In his two years on OU's staff, Riley has presided over one of the nation's top offenses, helping the Sooners to the 2015 College Football Playoff, a 2016 Sugar Bowl title and a pair of Big 12 Championships.





The Future Is Now

No one in recent memory has climbed the coaching ladder more quickly than Lincoln Riley. Once the youngest assistant coach and coordinator in the country, Riley now has ascended to the helm of one of the nation's most storied college football programs.

His rise has featured perhaps one of the most balanced and explosive offenses in the nation. In his seven seasons as a play caller, the Muleshoe, Texas, native has consistently led units that have broken school records, produced All-Americans, Heisman finalists and NFL Draft picks.

Since arriving in Norman in 2015, Riley's offenses have ranked in the top five in points per game and top 10 in total offense.


His ability to develop players is evidenced by quarterback Baker Mayfield, who has finished in the top four of Heisman voting the last two years. Under Riley, OU's quarterbacks have combined to lead the nation in passing efficiency rating over the last two seasons:

OKLAHOMA	179.8	
NORTH CAROLINA	158.1	
OKLAHOMA STATE	157.1	
OREGON	156.6	
ARKANSAS	155.0	



Leader of One of the Nation's Top Scoring Attacks

With Riley at the controls, Oklahoma's offense has been one of the best statistical units in the country over the last two seasons. The Sooners rank first among Power Five programs in total touchdowns (150) since the start of the 2015 campaign.





EXPLOSIVE OFFENSE

7 NATIONAL CHAMPIONSHIPS

10 BIG 12 CHAMPIONSHIPS

Big Names, Big Results

Pass oriented? You could make that case. Numerous records for both passing and receiving have fallen over the last few years. Run oriented? Maybe. After all, the Sooners rushed for more than 2,000 yards in 12 of the last 14 seasons. Well, which is it, passing or running?

At Oklahoma, the answer is both. While most schools dream of balance, OU is balance. While it's true that the 2,000-yard rushing mark was exceeded in nine straight seasons, including the last two under the direction of Lincoln Riley, it's also true that OU has been one of the nation's best passing teams, throwing for over 7,000 yards since Riley took the helm of the Sooners' offense.

Riley's balanced system has continued to catch the eyes of those around the country, including opposing defensive coordinators. In 2016, The Sooners set an FBS record for passing efficiency rating, and ranked second nationally in total offense and third in scoring offense.

Since 2000, Oklahoma has produced:



BAKER MAYFIELD

QB

FOUR ALL-AMERICANS, FIVE HEISMAN FINALISTS, TWO HEISMAN TROPY WINNERS AND EVERY RECORD HOLDER IN THE OU PASSING GAME DEPARTMENT

RB

ONE HEISMAN FINALIST, ONE ALL-AMERICAN, 11 1,000-YARD RUSHERS, OU'S SINGLE-SEASON AND CAREER RUSHING YARDS RECORD HOLDER AND OU'S NO. 1, 4, 6 AND 7 CAREER RUSHERS

WR

ONE HEISMAN FINALIST, ONE BILETNIKOFF WINNER, FOUR ALL-AMERICANS AND OU'S RECORD HOLDERS IN GAME, SEASON AND CAREER RECEPTIONS, RECEIVING YARDS AND TOUCHDOWN CATCHES

TE

TWO MACKEY AWARD FINALISTS, ONE ALL-AMERICAN AND OU'S RECORD HOLDER FOR TOUCHDOWN RECEPTIONS IN A GAME


OL

SEVEN ALL-AMERICANS, ONE OUTLAND WINNER AND THREE RIMINGTON FINALISTS





ORLANDO BROWN



240

OKLAHOMA HAS SCORED IN 240 CONSECUTIVE GAMES, A STREAK THAT DATES BACK TO NOV. 7, 1998

43

OU HAS AVERAGED JUST OVER 43 POINTS PER GAME SINCE LINCOLN RILEY JOINED THE COACHING STAFF IN 2015

18

OU HAS PRODUCED AT LEAST ONE ALL-BIG 12 OFFENSIVE LINEMAN IN THE EACH OF THE LAST 18 SEASONS

3

THE SOONERS AVERAGED 43.9 POINTS PER GAME IN 2016, WHICH RANKED THIRD IN THE FBS AND LED THE BIG 12 CONFERENCE

2

UNDER LINCOLN RILEY'S DIRECTION, THE SOONERS RANKED SECOND IN THE NATION IN TOTAL OFFENSE IN 2016 WITH 554.8 YARDS PER GAME

1

OVER THE LAST TWO SEASONS, OU HAS LED THE NATION IN QUARTERBACK RATING WITH A 179.3 COMBINED MARK



MARK ANDREWS



OU Outscores College Football

Last season, Oklahoma became the first program in college football history to break the 34,000-mark in all-time points scored. The Sooners were also the first team to reach 30,000 points, 31,000 points, 32,000 and 33,000 points.

OU is the highest scoring program in college football history. In 1,254 games, the Sooners have scored 34,484 points. Nebraska is next at 32,884 points in 1,301 games.



DOMINATING DEFENSE

7 NATIONAL CHAMPIONSHIPS

10 BIG 12 CHAMPIONSHIPS

82

OU HAS FORCED AT LEAST ONE TURNOVER IN 108 OF 131 GAMES (82 PERCENT) UNDER MIKE STOOPS

74

OU'S DEFENSE HAS AT LEAST ONE INTERCEPTION IN 98 OF 131 GAMES (71 PERCENT) UNDER MIKE STOOPS

65

THE SOONERS ARE 65-1 SINCE 2000 WHEN HOLDING THEIR OPPONENTS TO UNDER 10 POINTS

20

UNDER THE DIRECTION OF MIKE STOOPS, THE OU DEFENSE HAS SURRENDERED AN AVERAGE OF JUST ABOVE 20 POINTS

15

THE SOONER DEFENSE HAS REGISTERED 15 SHUTOUTS OVER THE LAST 18 SEASONS

10

OU'S DEFENSE HAS PICKED UP 10 FIRST-TEAM ALL-AMERICA HONORS UNDER MIKE STOOPS' TUTELAGE



NEVILLE GALLIMORE

Attacking Defense Built on Speed

Oklahoma's defense suffers from a bit of an identity crisis.

With a takeaway in 192 of 225 games since 2000, and 54 defensive touchdowns during that time, the defense has a reputation of, well, being a little offensive.

The Sooners' attack-style defense, long appreciated for its speed and aggressive attitude, is perhaps best known for its consistency. OU has ranked among the top 16 teams in the nation in total defense for eight of the last 16 years.

Outstanding players have dominated the landscape. Twice in the last 15 years, a Sooner has been named the best defensive player in the nation.

STEVEN PARKER



JORDAN THOMAS



DOMINATING DEFENSE



Since 2000, Oklahoma has produced:

DE

FOUR HENDRICKS AWARD FINALISTS, ONE LOTT AWARD FINALIST AND ONE ALL-AMERICAN

DT

ONE LOMBARDI AWARD WINNER, THREE LOMBARDI FINALISTS, ONE NAGURSKI FINALIST AND FOUR ALL-AMERICANS

LB

TWO BUTKUS AWARD WINNERS, FOUR BUTKUS AWARD FINALISTS, ONE LOMBARDI AWARD FINALIST, ONE NAGURSKI AWARD FINALIST, ONE ABC DEFENSIVE PLAYER OF THE YEAR AND FIVE ALL-AMERICANS

DB

TWO NAGURSKI AWARD WINNERS, TWO THORPE AWARD WINNERS AND FIVE ALL-AMERICANS

OGBONNIA OKORONKWO





SOONER SPECIAL TEAMS

7 NATIONAL CHAMPIONSHIPS

10 BIG 12 CHAMPIONSHIPS

Oklahoma's commitment to special teams performance is evidenced by the number of first-team players who participate on those units. The wisdom of that move, and the program's overall devotion to special teams play, is found in the staggering numbers that relate to every possible facet of the kicking and return games.

Since 2000, Oklahoma has produced:

K


TWO LOU GROZA FINALISTS

P

ONE ALL-AMERICAN AND ONE RAY GUY AWARD FINALIST

RS

TWO ALL-AMERICANS AND ONE MOSI TATUPU AWARD WINNER



DEFENSIVE COORDINATOR **MIKE STOOPS**CO-OFFENSIVE COORDINATOR **CALE GUNDY**CO-OFFENSIVE COORDINATOR **BILL BEDENBAUGH**

3

THREE FORMER OU ASSISTANTS ARE NOW FBS HEAD COACHES: MIKE LEACH (WASHINGTON STATE), JAY NORVELL (NEVADA) AND KEVIN SUMLIN (TEXAS A&M)

48

OU'S ASSISTANT COACHES HAVE A CUMULATIVE 48 YEARS ON THE SIDELINES IN NORMAN

159

OU'S STAFF HAS BEEN INVOLVED IN A COMBINED 159 BOWL GAMES, INCLUDING 139 AS COACHES

217

THE OU COACHING STAFF HAS A CUMULATIVE TOTAL OF 217 YEARS OF COACHING EXPERIENCE, WHICH AVERAGES TO MORE THAN 21 YEARS PER COACH

217 Cumulative Years of Experience

While the head coach has changed for OU, the rest of last year's staff has not. The Sooners retained every other coach from 2016 and added 30-plus-year veteran Ruffin McNeill for good measure. With a championship staff already in place, Lincoln Riley is poised to make a seamless transition to the head coaching chair.

Riley is the youngest head coach in the FBS, but the Sooner staff has 217 years of combined collegiate coaching experience. That knowledge behind Riley will be an enormous luxury for the first-year boss.

Identifying and recruiting talent, coaching talent to play at its peak and preparing players for life after college, whether it be in football or in the business world, nobody does it better than Oklahoma.



RUFFIN McNEILL

Assistant Head Coach/Defensive Tackles



MIKE STOOPS

Defensive Coordinator/Outside Linebackers



CALE GUNDY

Co-Offensive Coordinator/Recruiting Coordinator/Inside Receivers




BILL BEDENBAUGH

Co-Offensive Coordinator/Offensive Line




KERRY COOKS

Assistant Defensive Coordinator/Defensive Backs



JAY BOULWARE

Special Teams Coordinator/Running Backs



TIM KISH

Inside Linebackers



DENNIS SIMMONS

Outside Receivers



CALVIN THIBODEAUX

Defensive Line



SOONER POWER

7 NATIONAL CHAMPIONSHIPS

10 BIG 12 CHAMPIONSHIPS

Championship Strength & Conditioning

The best testimony for the impact Jerry Schmidt and his sports enhancement staff have on Oklahoma football players comes from former Oklahoma players – those in professional football. It's not uncommon for members of that select fraternity to return to Norman for part of their offseason training regimen. During their time in the Sooner program, they learned the quality of the strength and conditioning program.

Why OU?

Adrian Peterson, New Orleans Saints:

"One thing that stood out the most was the strength and conditioning staff. They've got Coach Jerry Schmidt. We call him Schmidty. He's a transforming guy. Coming to Oklahoma helped me reach my peak, physically and mentally."



JERRY SCHMIDT

3

JERRY SCHMIDT HAS COACHED TEAMS THAT PLAYED IN SIX NATIONAL CHAMPIONSHIP GAMES. HE HAS NATIONAL TITLE RINGS FROM OKLAHOMA, NOTRE DAME AND FLORIDA.

5

SCHMIDT HAS WORKED WITH FIVE HEISMAN TROPHY WINNERS

29

SCHMIDT HAS COACHED 29 NFL FIRST-ROUND DRAFT PICKS





TIFFANY BYRD

Staying on Top of the Nutrition Game

A former NCAA gymnast, Tiffany Byrd is on a daily mission to take her job far beyond its title in her work with OU student-athletes. As Director of Sports Nutrition, Byrd recognizes that food is very personal to individuals. Her goal is to have a positive impact and influence on the lives of student-athletes across all sports.

"Diet plays a huge role in your energy levels and your ability to recover from workouts and tough competitive schedules," says Byrd. "A Division I student-athlete has a hectic schedule and lifestyle, and diet is very influential on how they're able to remain on top of their game."

Among her biggest education tools is the acronym "BOOMER," developed by Byrd to help her athletes remember the six most important facets of a balanced diet. A student-athlete following a solid nutritional plan might see increased energy, less fatigue and higher levels of performance. As Byrd says, their goal is to "get the body to ultimately do what they need it to do."

B

**Begin with
Breakfast**

O

**Own Your
Protein**

O

**Optimize
Hydration**

M

**Must Have
Fruits and
Veggies**

E

Eat Often

R

**Rest and
Recovery**





GAME DAY IN NORMAN

7 NATIONAL CHAMPIONSHIPS

10 BIG 12 CHAMPIONSHIPS

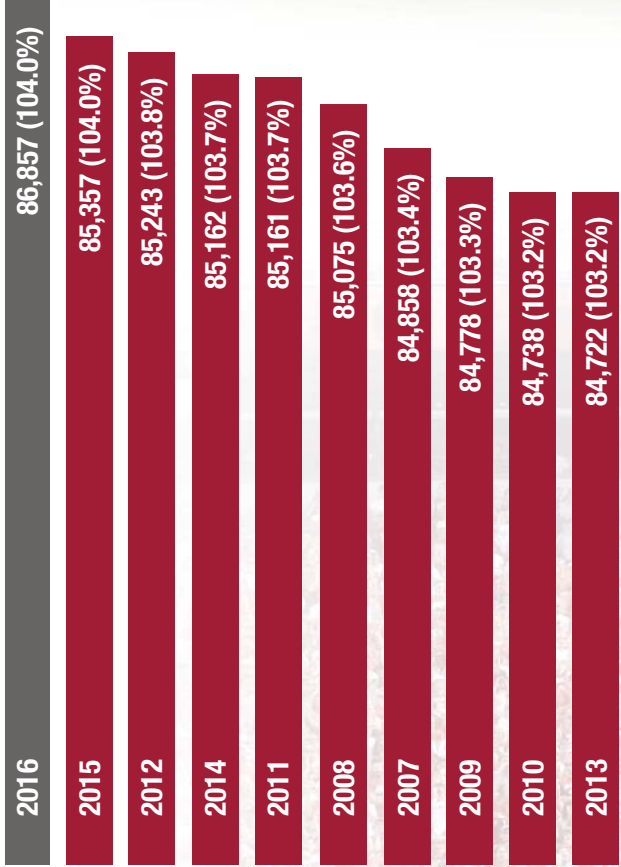


110 Consecutive Home Sellouts

Fan support is guaranteed at Oklahoma. Since 1999, the Sooners have drawn 8,591,687 fans to Gaylord Family – Oklahoma Memorial Stadium with all 110 of those games sellouts.

OU has nearly been unbeatable at home, yielding 101 victories in those 110 contests. Those thrilling victories have stoked Sooner Nation and helped lead to the expansion of OU's stadium by more than 11,000 seats. Even so, attendance has exceeded the listed capacity in 77 consecutive games.

In 2016, Oklahoma fans set a record for average season attendance (86,857) and broke the single-game mark with 87,979 fans against Ohio State on Sept 17. The number is typical of what has happened in recent years. The top 13 seasons for OU home attendance have taken place since the start of the 21st century.



GAME DAY IN NORMAN



13

THE OFFICIAL CAPACITY OF MEMORIAL STADIUM IN 2016 WAS 83,349, BUT OU AVERAGED 86,857 FANS PER GAME. THAT FIGURE PUT THE SOONERS AT NO. 13 IN THE NATION.

39

FROM 2005-11, OKLAHOMA WON 39 STRAIGHT HOME GAMES, A STADIUM RECORD. THE STREAK WAS THE FIFTH-LONGEST IN THE MODERN ERA

15

GAYLORD FAMILY – OKLAHOMA MEMORIAL STADIUM IS NOW THE 15TH LARGEST COLLEGE STADIUM IN THE COUNTRY

81

OKLAHOMA HAS WON 81 PERCENT OF ITS HOME GAMES AT MEMORIAL STADIUM. SINCE THE FACILITY OPENED IN 1923, THE SOONERS ARE 384-85-15 AT HOME.

38

OU HAS 38 UNDEFEATED SEASONS AT HOME, SIX IN THE LAST 10 YEARS

110

THE SOONERS HAVE PLAYED IN FRONT OF 110 CONSECUTIVE SELLOUTS IN NORMAN, EVERY HOME GAME SINCE THE START OF THE 1999 SEASON





OU-TEXAS WEEKEND

7 NATIONAL CHAMPIONSHIPS

10 BIG 12 CHAMPIONSHIPS



October Rivalry in Dallas

The Oklahoma-Texas game, played each season at the Cotton Bowl in Dallas, a location approximately halfway between the two campuses, is one of the country's most spectacular sporting events.

Staged during the State Fair of Texas, the contest is witnessed by a crowd perfectly defined by color — half crimson, half burnt orange — in an atmosphere that is arguably more unique than that found at any other game. This rivalry is one that marks time and gives players and fans alike experiences for a lifetime.

Red River Showdown to Stay in Cotton Bowl

In June 2014, the City of Dallas announced that the Cotton Bowl would remain the site of the Red River Showdown through 2025.

"Generations of Sooners and Longhorns will proudly attest that the Red River Showdown is played amidst the most unique atmosphere in all of college football. Two of football's greatest programs and their legions of passionate fans are diametrically situated in the historic Cotton Bowl, surrounded by revelry of the State Fair of Texas.

"The University of Oklahoma is thrilled about preserving the rich tradition of this game in the City of Dallas (and)...we are looking forward more future student-athletes and fans enjoying the spectacle of this renowned football rivalry for many years to come."

— OU Vice President for Intercollegiate Athletics, Joe Castiglione

The Tunnel Experience

"From the top of The Tunnel that leads into the floor of the Cotton Bowl it looks like no big deal. All you can see is end zone. Then you start running and the world explodes around you. Your eardrums are pounded by the screams of 75,587 people and the blasts of the modified 12-gauge shotguns that the OU Ruf/Nek spirit group carries..."

"You feel the world shake and start to understand why every Longhorn or Sooner who has taken these steps before you can never seem to find the exact words necessary to convey what has just happened.

"You've just run down the tunnel at the OU-Texas game -- generally regarded as one of the greatest moments a college football player can experience."

— Mark Wangrin, ESPN.com





5

OU HAS WON FIVE OUT OF THE LAST SEVEN MEETINGS

69

OU-TEXAS SELLOUTS SINCE 1968

75

THE SOONERS HAVE OUTSCORED TEXAS BY 75 POINTS SINCE 2010

88

CONSECUTIVE GAMES AT THE COTTON BOWL





RENOVATED STADIUM

7 NATIONAL CHAMPIONSHIPS

10 BIG 12 CHAMPIONSHIPS



The Palace on the Prairie

The University of Oklahoma Board of Regents approved a proposal from OU Athletics on June 25, 2014, to proceed with the development of plans and projects for a major renovation and modernization of Gaylord Family – Oklahoma Memorial Stadium.

The first phase of the building project was completed prior to the 2016 season and focused on the south end zone.

The most visible aspect was the completion of the south end zone seating bowl, a feature that has initially increased stadium capacity to more than 83,000. The facility is also home to the nation's second-largest video board (50 by 170 feet).

The seating bowl features an expanded concourse, additional restrooms and concessions, and other amenities. The new structure also houses 22 suites, 60 open-air loge boxes and 1,976 club seats, and includes two fresh club options for patrons.

The renovated team portion of the facility allows for all student-athlete services to be moved to the ground floor. That space includes a new locker room, strength and conditioning room, training room, nutrition center, meeting rooms and the equipment room.

The weight room nearly tripled in size to 26,600 square feet and features a 70-yard indoor turfed speed and agility training area. The state-of-the-art athletic training room also grew substantially to nearly 10,000 square feet.





New Features Include:

A bowl in south end zone, new fan seating and options, including club seating, loge boxes and suites, as well as a fan plaza, and additional concession and restroom areas.

A 132,000-square-foot football complex featuring a new locker room, training room, nutrition area, coaches offices and player meeting rooms.

A 32,582-square-foot strength and conditioning facility that is triple the size of the previous weight room and features a 70-yard indoor turfed speed and agility training area.





Gaylord Family - Oklahoma Memorial Stadium

Gaylord Family – Oklahoma Memorial Stadium is one of America’s most recognized college football cathedrals. Situated on the east side of the Norman campus, this historical facility is the largest sports arena in the state and, following its recent expansion, now ranks among the 15 largest on-campus facilities in the nation.

Memorial Stadium’s rich heritage has not hindered its evolution, a never-ending growth fueled by the football program’s overwhelming popularity. Almost since its inception, the stadium has been a work in progress. That fact holds true today. Using bond money and generous contributions, the stadium has recently undergone a number of changes (see pages 44-45 for information on the latest renovations).

Prior to the 2009 season, additions and renovations were completed in Barry Switzer Center. The players locker room was expanded and remodeled while a 950-square foot hydrotherapy area and a new 4,000-square foot Red Room with seating for 211 was built.

The most major of those was a \$4.5 million venture that added a state of the art 3,689 square feet HD video board atop the south endzone in 2008.

The summer of 2003 saw a venture that added 8,000 seats including 27 suites on the stadium’s east side, bringing the total number of suites to 63. At the same time, the press box was remodeled and outfitted with several state of the art features. Another phase of that project stretched into 2004 when renovations to the Santee Lounge, restroom and concessions facilities and a new brick facade on the west side were completed.

In the two years prior to the stadium upgrade and expansion, renovations were completed in the coaches’ offices, locker rooms, sports medicine and weight training facilities.

In 1921, University of Oklahoma students started a movement for construction of a student union. By 1925, the idea had grown to include a combined football stadium/student union.


In the original architect’s drawings, the north end of the proposed structure was strikingly similar to the present Oklahoma Memorial Union, which eventually was constructed separately when head coach Bennie Owen suggested it would be best to raise funds for a union and a stadium.

Key Stadium Milestones

Inaugural game.....	10/20/1923	vs. Washington (Mo.)
West stands erected	1925	Capacity: 16,000
East stands erected.....	1929	Capacity: 32,000
North end enclosed.....	1949	Capacity: 55,000
Tartan turf replaces grass	1970	
South end stands added.....	1957	Capacity: 61,836
West upper deck erected.....	1975	Capacity: 71,187
Current south end erected.....	1980	Capacity: 75,004
Super turf playing surface.....	1981	
Natural playing surface returns	1994	First grass surface since '69
West-side suites added	1995	Total of nine suites
Barry Switzer Center opens.....	1999	Football support facilities
East-side suites and upper deck	2003	Capacity: 82,112
South end enclosed	2016	Capacity: 83,489
Stadium attendance record.....	9/17/2016	vs. Ohio State (87,979)

The first game played at the site took place Oct. 20, 1923 (a 63-7 win over Washington, Mo.), before the stadium/union plan got under way. The field was named Owen Field after Owen, who became a charter member of the National Football Hall of Fame.

In 1925, the first contest was played in front of the new stands on the west side of the field. The 16,000-seat Oklahoma Memorial Stadium, named in honor of University personnel who died in World War I, was erected at a cost of approximately \$293,000.





Stands on the east side of the stadium were added prior to the 1929 season. That addition increased the seating capacity to 32,000, where it stood for 20 years.

In 1949, OU president George L. Cross pushed for expansion and the result was a six-foot lowering of the old playing surface and the elimination of a running track that surrounded the playing area.

The changes produced 7,000 new ringside seats and brought capacity to 55,000. The north end of the stadium also was enclosed. In 1957, green grandstand bleachers were added to the south end of the field, enabling the stadium to hold 61,836 fans.

Eighteen years later came the addition of the upper deck and new press box. Another 8,436 seats were added at a cost of \$5,726,345. Capacity for the 1975 National Championship season was 71,187. Before the 1980 season, the old green bleachers were replaced with the new south end zone facility.

In addition to improved seating, the complex included coaches' offices, the weight room, meeting rooms, a training room, the equipment room and two locker rooms. The addition brought the stadium capacity to 75,004. Capacity was decreased to 72,765 prior to the 1998 season to provide more wheelchair seating.

In July, 1970 the original natural grass surface was removed and artificial turf was installed. That tartan turf was replaced with super turf before the 1981 season. Owen Field returned to grass in 1994.

A Stadium Master Plan was approved by the OU Board of Regents in June 1994. Construction of nine west side suites began in April 1995 and was completed that year.

Subsequent improvements included the installation of stadium lights to allow night games, a new scoreboard and a video screen.

Entertainment Not Limited to Football

Gaylord Family – Oklahoma Memorial Stadium has hosted numerous major non-sporting events over the years, including concerts by The Rolling Stones (1997), U2 (2009) and the Oklahoma Twister Relief Concert headlined by Toby Keith (2013). That benefit concert attracted more than 60,000 fans, marking the biggest known single-day concert attendance figure ever recorded in the state of Oklahoma.



Gaylord Family – Oklahoma Memorial Stadium Bests

INDIVIDUAL BESTS

Rushing Yards	427, Samaje Perine vs. Kansas, 2014
Rushing Attempts.....	53, Steve Owens vs. Iowa State, 1969
Rushing Touchdowns.....	5, Samaje Perine vs. Kansas, 2014
	DeMarco Murray vs. North Texas, 2007
	Steve Owens vs. Nebraska, 1968
Passing Completions.....	46, Landry Jones vs. Oklahoma State, 2012
Passing Attempts.....	71, Landry Jones vs. Oklahoma State, 2012
Passing Yards	500, Landry Jones vs. Oklahoma State, 2012
Passing Touchdowns.....	6, Landry Jones vs. Tulsa, 2009
Receiving Yards.....	269, Dezmon Briscoe, Kansas, 2008
	By OU: 208, Ryan Broyles vs. Colorado, 2010
Receptions	15, Sterling Shepard vs. Kansas State, 2014
	Justin Brown vs. Oklahoma State, 2012
	Jalen Saunders vs. Notre Dame, 2012
	Ryan Broyles vs. Iowa State, 2010
Receiving Touchdowns	4, Jermaine Gresham vs. Texas A&M, 2007
Total Offense	572, Baker Mayfield vs. Tulsa, 2015
Tackles.....	19, Daryl Hunt vs. Vanderbilt, 1977
Interceptions.....	3 by three players
Sacks.....	5, Cedric Jones vs. Texas Tech, 1994

TEAM BESTS

Rushing Yards.....	768 vs. Kansas State, 1988
Passing Yards	512 vs. Oklahoma State, 2012
Total Yards.....	829 vs. Kansas State, 1988
Points.....	79 vs. North Texas, 2007
First Downs	44 vs. Oklahoma State, 2012

LONGEST PLAYS

Rush	96, Jeff Frazier vs. North Texas, 1995
Pass.....	99, Tulsa's Troy DeGar to Wes Caswell, 1996
	By OU: Baker Mayfield to Dede Westbrook vs. Kansas State, 2016
Field Goal	60, Tony DiRienzo vs. Kansas, 1973
Punt.....	87, Joe Wylie vs. Kansas State, 1970
Punt Return	96, Darrell Royal vs. Kansas State, 1948
Kickoff Return.....	100, Roy Finch vs. Kansas, 2012
	Buster Rhymes vs. Kansas State, 1980
	Mack Heron of Kansas State, 1968

MISCELLANEOUS

OU's Record at Stadium (1923-2016)	384-85-15 (.809)
Most Consecutive OU Wins.....	39, 2005-2011

* Complete stadium facts and maps are located on page 9



HEADINGTON HALL

7 NATIONAL CHAMPIONSHIPS

10 BIG 12 CHAMPIONSHIPS

1,125,000

Approximate square feet of steel utilized in the structure



230,000

Total square footage of six-story structure



380

Total student population housed in the facility



Game-Changing Student Housing Facility

Opened in July of 2013, Headington Hall houses 380 OU students, including 180 student-athletes. The facility is named in honor of former OU tennis player Tim Headington, one of many OU alumni who gave generously to the project.


Located on the corner of Jenkins Ave. and Lindsey St., southeast and across the street from Gaylord Family – Oklahoma Memorial Stadium, it boasts apartment-style accommodations in two and four-bedroom units. The building includes central dining, computer labs and study rooms, as well as a faculty-in-residence unit.

The \$75 million facility, which replaces Bud Wilkinson Hall, was funded by the University of Oklahoma Department of Intercollegiate Athletics.

The first floor features Einstein's Bagels, Qdoba, Sport Clips and OU Bookstore locations with room for future development.

The facility is six stories tall and approximately 230,000 square feet, giving it a significant campus presence. It is designed in the style of the University's historic buildings, as well as modern additions.

Former Sooners Adrian Peterson and Sam Bradford made substantial donations to Headington Hall. The Sam Bradford Training Table is a state-of-the-art dining facility that fulfills the dietary and nutritional needs of all OU student-athletes, not just the residents of Headington Hall, in a vastly expanded modern space.





180

Student-athletes call Headington Hall home



14,500

Cubic yards of concrete were poured during construction



3

Tons of rebar were integrated into the design of the building



ACADEMIC SUCCESS

7 NATIONAL CHAMPIONSHIPS

10 BIG 12 CHAMPIONSHIPS

Preparing Leaders for Tomorrow

The Gaylord Family – Oklahoma Memorial Stadium includes office space in the facility’s north end. The largest piece of that project is the Prentice Gautt Academic Center. Some 30,000 square feet are dedicated to the academic pursuits of Sooner student-athletes.

There is considerable emphasis on classroom performance at OU. The center staff has achievement as its focus, a fact that is reflected in the student-athletes’ record performance this past academic year. In addition to its academic support, the staff assists in several life skills areas designed to enrich students in a broad range of tasks.



3.09

OU'S CUMULATIVE STUDENT-ATHLETE GPA DURING THE 2016-17 ACADEMIC YEAR, SETTING THE ALL-TIME BEST MARK IN SCHOOL HISTORY

11

OU STUDENT-ATHLETES HAVE COMBINED TO AVERAGE ABOVE A 3.00 GPA IN EACH OF THE LAST 11 SEMESTERS, A SCHOOL RECORD

38

LEGENDARY RUNNING BACK PRENTICE GAUTT WORE NO. 38 DURING HIS SOONER CAREER FROM 1956-59. THE FIRST AFRICAN-AMERICAN PLAYER AT OU, THE ACADEMIC CENTER IS NAMED IN HIS HONOR.

71

SEVENTY-ONE STUDENT-ATHLETES ACHIEVED PERFECT 4.00 GPAs IN BOTH FALL 2016 AND SPRING 2017

85

OU STUDENT-ATHLETES REGISTERED AN 85-PERCENT GRADUATION SUCCESS RATE (GSR) IN 2015-16, SETTING A SCHOOL RECORD AND EXCEEDING THE NATIONAL AVERAGE

313


OU PRODUCED 313 BIG 12 COMMISSIONER'S HONOR ROLL HONOREES FOR THE 2017 SPRING SEMESTER (MINIMUM OF A 3.00 GPA FOR THE TERM)



ERIC STRIKER // 2016 GRADUATION



TY DARLINGTON // 2015 BOBBY BOWDEN AWARD



The Legacy of Prentice Gaunt

The OU Academic Center that today's student-athletes use every day bears the name of the man who left an indelible legacy for Sooner Athletics and helped change a society in the process.

"It is appropriate that this center be named after Prentice Gaunt," University of Oklahoma President David L. Boren said. "His personal values and character, along with his leadership as associate commissioner of the Big 12 Conference, continue to bring pride to his alma mater.

"His personal example of quiet courage, grace under pressure, and dedication to the University helped open the doors of opportunity for countless African-American and minority student-athletes who have followed him into collegiate athletics."

Sooners Excel Both On and Off Field

Recent numbers from the NCAA Academic Progress Rate (APR) show the OU football program is a prime example of accomplishing excellence both on and off the field.

OU has ranked fifth or better in the Big 12 in each of the last 10 years in the academic ranking, which is used as a real-time assessment on how student-athletes perform in regards to eligibility, retention and graduation.

In 2008, along with leading the Oklahoma offense to the NCAA record for most points scored in a single season, quarterback Sam Bradford and running back DeMarco Murray were named CoSIDA Academic All-Americans. Brian Lepak became the third Sooner in as many years to garner the honor when he was named to the team in 2010. Gabe Ikard followed as a three-time Academic All-American in 2011, 2012 and 2013.

Ty Darlington continued OU's recent streak of Academic All-Americans in 2014 and 2015 when he became the 18th student-athlete at the University of Oklahoma to earn Academic All-America honors twice in a career.

He also became OU's first recipient of the William V. Campbell Trophy, given to the absolute best football scholar-athlete in the nation.

Sixteen student-athletes from the OU football program were Academic All-Big12 honorees in 2016, including 11 with first-team designation.

Study Abroad - Sooners Around the Globe

Over the past five years, 89 OU student-athletes have studied abroad. This includes a record 30 students in 2017 from 11 different sports who are participating in study abroad opportunities around the world. They are traveling to 11 countries: Belgium, Brazil, Ireland, Italy, Japan, Mexico, Netherlands, Romania, Scotland, Spain and United Kingdom.



TY DARLINGTON // 2015 CAMPBELL TROPHY



Sooners in Haiti

After an earthquake ravaged the already impoverished Caribbean country of Haiti in 2010, the island nation was left struggling for help and nourishment.

The past five summers have seen a group of University of Oklahoma student-athletes and staff members travel to Haiti on mission trips to provide any help possible.

Working through Mission of Hope Haiti, a group of Oklahoma football players have painted houses, helped construct buildings and provide relief and happiness to Haitians.

After a group of nine players helped comprise an overall group of 40 individuals in 2011, the Sooners have been back every subsequent year. In May 2017, 29 OU student-athletes, including 13 members of the football team, traveled to Haiti.

While the work performed during each mission trips is arduous, the most difficult aspect each year is saying goodbye to the Haitian citizens when it's time to return home.



Sooners Take an Active Role

OU lives by a clear and strong motto as it interacts with its student-athletes... Inspiring Champions for Today, Preparing Leaders for Tomorrow. As part of that promise, the Athletics Department and the football program take an active role in a number of community service projects.

Oklahoma's student-athletes recognize that wearing the Crimson and Cream means representing a popular sports program and themselves as individuals. They are encouraged to respond to a public that adores them, while learning important lessons about making a positive impact in the lives of others in and around the community in which they live.



During the 2016-17 semester alone, OU student-athletes spent a combined 5,300 hours volunteering in the community.





Sooners Regularly Recognized for Work in Community

Oklahoma's student-athletes are as visible off the field as they are when competing for the Sooners. Their significant efforts in the area of community service have been recognized not only on the local scene where they have the most impact, but also from national organizations who recognize the scope of OU's outreach.

No player embodied the Sooner spirit better than Quinton Carter, who was named the recipient of the seventh annual Wooden Citizenship Cup. The award is presented annually by the Atlanta-based Athletes For a Better World.

The award honored Carter who started his own foundation, the SOUL Foundation, while at OU. The Las Vegas native also adopted a class at Norman's KinderCare while volunteering for a multitude of other causes.

Players from Oklahoma's football team have also been named to the American Football Coaches Association's Good Works Team, an honor reserved for individuals who excel in their service to others. Jacob Gutierrez was named to the team in 2006, Nic Harris in 2007, Gerald McCoy in 2008 and Carter in 2010.

Gutierrez, who in 2005 was named the Norman Youth Citizen Volunteer of the Year, also was named a finalist for the Wooden Cup. Then, in 2006, Carl Pendleton was tabbed a finalist for the honor, as was Ty Darlington in 2015.

Subsequently, Pendleton received postgraduate scholarships from the NCAA and the National Football Foundation, while also being named Big 12 Conference Sportsman of the Year. In addition, Pendleton won the Bobby Bowden Award, the highest student-athlete honor presented by the Fellowship of Christian Athletes.

Darlington also won the Bowden Award and the Wuerffel Trophy in 2015. The Wuerffel Trophy is awarded to the FBS player who best exhibits exemplary community service. Fellow OU center Gabe Ikard also won the national honor in 2013.



GABE **IKARD** // 2013 WUERFFEL TROPHY



TY **DARLINGTON** // 2015 WUERFFEL TROPHY



NORMAN CAMPUS

7 NATIONAL CHAMPIONSHIPS

10 BIG 12 CHAMPIONSHIPS

Flagship Educational Institution of the Sooner State

The University of Oklahoma is experiencing a golden era in the history of a great institution. The quality of new students is soaring and donor confidence is at an all-time high. OU continues to break private fundraising records with more than \$2.3 billion in gifts and pledges since 1994, which has provided funding for dramatic capital improvements, the growth of faculty endowment and student scholarships.

President David L. Boren has spurred significant changes that have resulted in a learning environment of the highest order. Correspondingly, the state of Oklahoma enjoys resources that impact everything from medical science to the arts for many years to come.

The University of Oklahoma has long embraced the great tradition of Sooner athletics. With competitive facilities all located on the main campus, including several near the heart of the university, student-athletes and their classmates mingle comfortably in an environment that fosters an attitude of excellence, regardless of the endeavor.



1

IN 2014-15, FOR THE FIRST TIME IN THE NATION'S HISTORY, A PUBLIC UNIVERSITY, OU, LED ALL PRIVATE UNIVERSITIES IN THE NUMBER OF FRESHMAN NATIONAL MERIT SCHOLARS ENROLLED

4

FOUR NATIVE AMERICAN LANGUAGES ARE TAUGHT AT OU, MORE THAN ANY OTHER UNIVERSITY IN THE WORLD

19

THE JOE C. AND CAROLE KERR McCLENDON HONORS COLLEGE OFFERS ONE OF THE MOST ENERGETIC HONORS PROGRAMS AMONG U.S. PUBLIC UNIVERSITIES. MORE THAN 3,100 STUDENTS PARTICIPATE IN SMALL CLASSES OF 19 OR LESS.

25

OU'S CAMPUS WAS AMONG THE 25 MOST BEAUTIFUL CAMPUSES IN AMERICA

EVANS HALL





What Do You Know About OU?

- OU has achieved the Carnegie Foundation's highest tier of research activity classification, the first time a public institution in Oklahoma has received this outstanding recognition.
- The *Princeton Review* consistently ranks OU among the best in the nation in terms of academic excellence and cost for students.
- Since its opening in 1998, OU's Office of Technology Development has helped launch 36 companies that have generated more than \$75 million in capital.
- OU is a leader among all American universities in international exchange and study abroad programs. OU currently offers programs in 79 countries and more than 220 cities on six continents. OU is closing in on reaching our four-year goal to increase the number of students studying abroad by 50 percent.
- OU has produced 29 Rhodes Scholars; no other university in Oklahoma has had more than three.
- The University of Oklahoma is a recipient of the 2016 Higher Education Excellence in Diversity Award, which is the only national award that honors individual institutions for being outstanding examples of colleges or universities that are committed to making diversity and inclusion a top priority across their campuses.
- OU's entrepreneurship program in the Price College of Business ranks in the top five in the nation among all public universities.
- For complete information on The University of Oklahoma and the Norman campus, please visit the official website at www.OU.edu.





2 NORMAN WAS NAMED THE NO. 2 COLLEGE FOOTBALL TOWN BY BLEACHER REPORT IN 2014

3 NORMAN WAS RANKED NO. 3 ON BLOOMBERG/BUSINESSWEEK'S BEST PLACES TO LIVE LIST. OU, ENTERTAINMENT, WORLD-CLASS MUSEUMS AND AFFORDABILITY WERE ALL REASONS LISTED

18 LOCATED JUST 18 MILES NORTH OF NORMAN, OKLAHOMA CITY OFFERS ALL THE TRAPPINGS OF A LARGE METROPOLITAN AREA WITHIN AN EASY DRIVE

70 THE AVERAGE ANNUAL TEMPERATURE IN NORMAN. THE AREA HAS A TEMPERATE CLIMATE WITH MILD WINTERS

196 NORMAN IS A QUICK 196-MILE DRIVE FROM DALLAS. ROUGHLY 20 PERCENT OF OU'S STUDENTS ARE FROM TEXAS AND CHOOSE TO COME NORTH

Norman – Home of the Sooners

Norman is an ever-changing city of more than 110,000 residents. Located in the heart of the state, it has grown to become the third largest city in Oklahoma. Despite its continuous growth, it has maintained the spirit and serenity of a small, close-knit community.

Since the Oklahoma Land Rush of 1889, Norman has grown into a popular and well-educated city. The spirit of Norman and its citizens is unwavering and uncompromising. While other towns were clamoring to become the state capital, Norman residents wanted to have the first state university. When the first OU president got off the train and saw a prairie, he saw opportunity.

As home to the state's premier educational institution, Norman boasts an excellent quality of life and is a city that thrives on and celebrates the diversity of its community.

Legendary University of Oklahoma football coach Barry Switzer called Norman "a university town with a championship spirit."

Norman continually exhibits its love for sports by hosting numerous local and national athletic events.





Oklahoma City – Incredible Spirit

Oklahoma City, the state's capital, is located just 18 miles north of the Norman Campus. It was the first city settled in the Land Run of 1889 because of its position at the center of the state.

Oklahoma City offers a variety of attractions and activities different from any other place in the country. Sprawling across 625 square miles of America's heartland, the city's metro population numbers more than one million — a third of the entire state's population.

Oklahoma City has become a haven for exciting sports action. It's NBA franchise, the Thunder, played in the NBA Finals in just its fourth season in Oklahoma City and has produced two league MVPs in the past four years. The city is also home to three minor league teams and is the host of the NCAA Women's College World Series.

Located just southeast of downtown, Bricktown is OKC's entertainment and dining district. Restaurants with a total capacity of more than 4,000 seats, shopping, and a generous helping of turn-of-the-century charm has turned Bricktown into a hotspot for Oklahoma City nights.



RUSSELL WESTBROOK
2016-17 NBA MVP



CLAY BENNETT




MIKE BOETTCHER



PAT BOWLEN



MICK CORNETT



BILL HANCOCK

Arts and Entertainment

Jake Basden ('06), Director of publicity for Big Machine Group in Nashville whose clients include Reba McEntire, Rascal Flatts and Taylor Swift

Pat Bowlen ('65, '68), Owner and former chief executive officer for NFL's Denver Broncos

Paul Gadd ('88), Hollywood producer

Tsgt. Chris Hammel ('00), Lead trumpet with the Air Force Academy "Falconaires"

Bill Hancock ('72), Executive director of the College Football Playoff

Tony Hillerman ('50), Author

Jessi Jones ('01), Film archivist at the Academy of Motion Picture Arts and Sciences.

Joe McCasland ('00), Television editor

Olivia Munn ('02), Actress

Nate Parker ('03), Actor

N. Bird Runningwater ('04), Associate director of Native American and Indigenous Programs for the Sundance Institute.

Laura Spencer ('08), Actress

Max Weitzenhoffer ('62), Independent producer of New York and London theatre productions; member of OU Board of Regents

Business

Clay Bennett ('81), Chairman and CEO for NBA's Oklahoma City Thunder; president of Dorchester Capital; chairman of the OU Board of Regents

Roger Frizzell ('82), Senior vice president and chief communications officer for Carnival Cruise Lines

Joi Gordon ('89), Chief executive officer of Dress for Success

Robert McCall ('51 and '52), Former Texaco vice president

Curtis W. Mewbourne ('58), Founder of Mewbourne Oil Company, one of the most successful privately owned oil and gas producers in America

Rick Rescorla ('75), Retired United States Army officer and World Trade Center security chief for the financial services firm Morgan Stanley and Dean Witter, he died in the attacks of September 11, 2001, while helping lead evacuation efforts

Randall Stephenson ('86), Chairman and CEO, AT&T, Inc.

Civil Rights

Ada Lois Sipuel Fisher ('51), Key figure in the Civil Rights movement in Oklahoma

Clara Luper ('51), Civic leader, retired school teacher, and a pioneering leader in the American Civil Rights Movement

Journalism

Mike Boettcher ('75), CNN and ABC News correspondent

Hailey Branson-Potts ('10), Reporter at *The Los Angeles Times*

Baxter Holmes ('09), NBA beat writer for ESPN.com

Larry Merchant ('51), Former sportswriter, longtime commentator for HBO Sports presentations of HBO World Championship Boxing

Amy Nicholson ('02), Theater critic for *LA Weekly*

Dari Nowkhah ('98), Lead anchor at SEC Network

Jason Rider ('07), Men's fashion associate at *The New York Times*

Cadie Thompson ('09), Senior transportation editor at *Business Insider*

Ed Turner ('57), Former CNN executive vice president and producer of the "CBS Morning News" show

Politics

Carl Albert ('31), Lawyer and Democratic American politician who served as Speaker of the U.S. House of Representatives from 1971-77

Mick Cornett ('80), Current Mayor of Oklahoma City

Fred Harris ('52), Politician who served in the Oklahoma State Senate from 1956-64 before becoming a U.S. Senator from 1964-73

J.C. Watts ('81), Politician from Oklahoma who was a college football quarterback for the Sooners and professionally in the Canadian Football League. Watts served in the U.S. House of Representatives from 1995 to 2003 as a Republican, representing the fourth Congressional district



CLARA LUPER



OLIVIA MUNN



DARI NOWKHAH



J.C. WATTS



MAX WEITZENHOFFER



Prominence on a National Stage

The Big 12 enters its 22nd year in 2017-18 as it continues to promote the strength and success of one of the nation's premier athletic conferences under the direction of sixth-year commissioner Bob Bowlsby.

TCU and West Virginia joined the league on July 1, 2012, and became the Big 12's first additions since inception, joining Baylor, Iowa State, Kansas, Kansas State, Oklahoma, Oklahoma State, Texas and Texas Tech.

With 10 members, the Big 12 remains as the only autonomy conference to determine its champions in all sports directly on the field of play with a full round-robin schedule. The Conference's hard work ethic and strong values have translated to enormous success in its first 21 years. Since it began competition in 1996-97, the league can boast of 58 NCAA team titles and 645 individual national championships.

The Big 12 has been at the forefront in college athletics reform, specifically with student-athlete welfare issues to include cost of attendance, student-athlete time demands and strengthening its policy for concussion diagnosis and management. In 2014-15, the Big 12 introduced and hosted three "State of Collegiate Athletics" forums to examine the issues facing college athletics. Two were conducted in Washington, D.C., and one in New York City. Panelists included respected authorities from intercollegiate athletics, university leadership and sports journalism. The third forum featured a special session comprised of student-athletes. The Big 12 continued the "State of Collegiate Athletics" forums the past three seasons with Dallas serving as the host site for two events and the most recent in Atlanta.



Baylor

Oklahoma has won 23 of its 26 meetings against the Bears.



Iowa State

OU owns a commanding 74-5-2 series lead over the Cyclones.



Kansas

Sooners' 74-27-6 series lead includes 18 shutouts.



Kansas State

OU leads series 74-19-4, has won four out of the last six.



Oklahoma State

College football's most lopsided, continuous in-state rivalry.



TCU

Oklahoma has won five of the last six in the series.



Texas

OU has won 11 of the last 17 by a combined score of 546-393.



Texas Tech

Sooners own an 18-6 series lead against the Red Raiders.




West Virginia

OU is 5-0 against the Mountaineers as Big 12 foes.



BOBBY EVANS



EMMANUEL BEAL



Sooner Football Radio

The Sooner Sports Radio Network with Toby Rowland, Merv Johnson, Chris Plank and Ted Lehman blankets the state of Oklahoma and also delivers Sooner football games to fans and alumni in neighboring states. Fans around the world can also catch the action via the Internet on TuneIn Radio.

The flagship stations for the network are 50,000-watt KOKC-AM 1520 and KR XO-FM 107.7 in Oklahoma City. In Tulsa, the Sooner Sports Radio Network broadcasts may be heard on 100,000-watt KMOD-FM 97.5 and KTBZ-AM 1430.

These stations, along with more than 30 regional affiliates, carry "Sooner Sports Talk with Lincoln Riley" on Tuesday nights, the "Coaches' Corner" with Sooner coordinators on Thursday evenings and a podcast with Rowland and Plank that airs twice weekly on SoonerSports.com.



Toby Rowland
Play-by-Play



Merv Johnson
Analyst



Chris Plank
Sidelines



Ted Lehman
Sidelines

Game Broadcasts

Network broadcasts for all Sooner football games will begin two hours prior to kickoff with a call-in segment, the "Sooner Tailgate Show." The show includes interviews with coaches and players plus a pre-game conversation with head coach Lincoln Riley. After the game, the "Sooner Wrap-up Show" features game highlights, player comments and a post-game interview show with Riley and his assistant coaches.

"Sooner Sports Talk With Lincoln Riley"

Each Tuesday throughout the season, "Sooner Sports Talk" provides fans with the opportunity to talk to OU head coach Lincoln Riley. The statewide broadcasts air from 7-8 p.m. CT and is hosted by Toby Rowland.

"Coaches' Corner"

Each Thursday during the season, "Coaches Corner" features OU assistant coaches giving insight into their schemes, players and the competition. The broadcast is from 7-8 p.m. CT and can also be viewed on Sooner Sports TV.

Sooner Sports TV

"Sooner Football with Lincoln Riley"

Broadcast each week following Sooner football games, the 60-minute show features the dramatic plays and highlights of the previous game with analysis and comments from head coach Lincoln Riley.

"OU Football Press Conference Show"

Watch live Mondays at noon as Lincoln Riley and select Sooner players preview the upcoming game during OU's weekly press conference. Host Chad McKee and Toby Rowland provide analysis and commentary alongside Chris Plank.

"The Huddle" and "Sooner Sports Talk"

Go inside Sooner football live every Tuesday night from Rudy's Country Store & Bar-B-Q. Host Toby Rowland is joined by former Sooners at 6 p.m. CT to discuss all things college football on "The Huddle," while head coach Lincoln Riley sits down on the set at 7 for the 60-minute "Sooner Sports Talk."

"Sooner Sports Game Day"

Airing live each Saturday at 10 a.m. CT from the SoonerVision studios in Norman, OU's pre-game show includes an interview with Lincoln Riley, player features, live reports and analysis from a panel of former Sooner greats.

Sooner Sports Radio Network

Ada.....	KADA-FM 99.3
Altus.....	KWHW-FM 93.5
Antlers.....	KDOE-FM 102.3
Ardmore.....	KVSO-AM 1240
Bartlesville.....	KYFM-FM 100.1
Broken Bow.....	KKBI-FM 106.1
Clinton/Cordell.....	KCLI-AM/FM 1320/99.3
Duncan.....	KDDQ-FM 105.3
Durant.....	KSEO-AM/FM 750/94.1
Elk City.....	KXOO-FM 94.3
Enid.....	KXLS-FM 95.7
Fort Smith, Ark.....	KFSW-AM/FM 1650/98.7
Frederick.....	KYBE-FM 95.9
Guymon.....	KKBS-FM 92.7
Hobart.....	KTJS-AM 1420
Lawton.....	KJMZ-FM 97.9
Liberal, Kan.....	KKBS-FM 100.5
McAlester.....	KNED-AM 1150
Miami/Grove.....	KGLC-FM 100.9
Muskogee.....	KTFX-FM 101.7
Oklahoma City.....	KRXO-FM 107.7
Oklahoma City.....	KOKC-AM/FM 1520/103.1
Ponca City.....	KLOR-FM 99.3
Poteau.....	KPRV-FM 92.5
Shawnee.....	KGFF-AM/FM 1450/100.9
Tulsa.....	KMOD-FM 97.5
Tulsa.....	KTBZ-AM 1430
Wichita, Kan.....	KGSO-AM/FM 1410/93.9
Woodward.....	KWOX-FM 101.1

Live Sooner Network broadcasts are available across the nation on SiriusXM Satellite Radio, TuneIn Radio and around the world on SoonerSports.com.



Sooner Sports Properties

Sooner Sports Properties, LLC, is the multimedia rights holder for athletics at the University of Oklahoma. Sooner Sports Properties is a joint venture of Learfield Communications and Tyler Media (parent company of radio flagships KOKC-AM and KR XO-FM). In addition to the broadcast programming for OU athletics, Sooner Sports Properties has exclusive rights for corporate sales for advertising, event sponsorships, game promotions and cross-retail promotions, advertising sales and vending of game programs and athletics periodicals, and the development of the official athletics website, SoonerSports.com, and the subscription-based premium content All-Access.



BAKER MAYFIELD
SENIOR // QUARTERBACK



SEASON **PREVIEW**



NUMERICAL ROSTER

7 NATIONAL CHAMPIONSHIPS

10 BIG 12 CHAMPIONSHIPS

No.	Player	Pos.	Ht.	Wt.	Yr.	Hometown (Previous School)
1	Kylar Murray	QB	5-10	192	R-So.	Allen, Texas (Texas A&M University)
1	Jordan Parker*	CB	5-11	188	So.	Pittsburg, Calif. (Pittsburg HS)
2	Jeff Badet	WR	6-0	178	R-Sr.	Orlando, Fla. (University of Kentucky)
2	Tre Brown	CB	5-10	177	Fr.	Tulsa, Okla. (Union HS)
3	Mykel Jones*	WR	5-11	186	So.	Patterson, La. (Patterson HS)
3	Connor McGinnis*	QB	6-3	195	R-So.	Oklahoma City, Okla. (Heritage Hall HS)
4	Trey Sermon	RB	6-0	222	Fr.	Marietta, Ga. (Sprayberry HS)
5	Marquise Brown	WR	5-11	162	So.	Hollywood, Fla. (College of the Canyons)
6	Levi Draper	LB	6-2	222	Fr.	Collinsville, Okla. (Collinsville HS)
6	Baker Mayfield**	QB	6-1	220	R-Sr.	Austin, Texas (Texas Tech University)
7	Marcelias Sutton	RB	5-8	192	Jr.	La Grange, N.C. (Lackawanna College)
7	Jordan Thomas***	CB	6-0	185	Sr.	Klein, Texas (Klein HS)
8	Kahlil Houghton**	S	6-1	206	Jr.	Waco, Texas (Midway HS)
8	Chris Robison	QB	6-1	177	Fr.	Mesquite, Texas (Horn HS)
9	CeeDee Lamb	WR	6-1	173	Fr.	Richmond, Texas (Foster HS)
9	Kenneth Murray	LB	6-2	242	Fr.	Missouri City, Texas (Elkins HS)
9	Tanner Schafer	QB	6-3	190	R-Fr.	Canadian, Texas (Canadian HS)
10	Austin Kendall*	QB	6-2	215	So.	Waxhaw, N.C. (Cuthbertson HS)
10	Steven Parker***	DB	6-1	204	Sr.	Tulsa, Okla. (Jenks HS)
11	Parnell Motley*	CB	6-0	175	So.	Washington, D.C. (HD Woodson HS)
11	Charleston Rambo	WR	6-1	167	Fr.	Cedar Hill, Texas (Cedar Hill HS)
12	Will Johnson**	DB	6-0	185	R-Sr.	Baltimore, Md. (Monroe CC)
13	A.D. Miller**	WR	6-3	197	Jr.	Dallas, Texas (Bishop Dunne HS)
13	Tre Norwood	CB	5-11	168	Fr.	Fort Smith, Ark. (Northside HS)
14	Emmanuel Beal*	LB	6-0	218	Sr.	Columbus, Ohio (Lackawanna College)
14	Reece Clark	QB	6-3	205	R-So.	Cypress, Texas (Cypress Woods HS)
15	Addison Gumbs	DE/LB	6-3	230	Fr.	Hayward, Calif. (Stellar Preparatory HS)
15	Jeffery Mead***	WR	6-5	195	Sr.	Tulsa, Okla. (Union HS)
16	K'Jakyre Daley	DE/LB	6-2	218	Fr.	Riviera Beach, Fla. (Suncoast HS)
17	Jordan Smallwood***	WR	6-2	225	R-Sr.	Tulsa, Okla. (Jenks HS)
18	Curtis Bolton*	LB	6-1	220	R-Jr.	Murrieta, Calif. (Vista Murrieta HS)
19	Caleb Kelly*	LB	6-3	229	So.	Fresno, Calif. (Clovis West HS)
20	Robert Barnes	S	6-2	196	Fr.	Southlake, Texas (Carroll Senior HS)
20	Najee Bissoon	RB	5-5	164	R-Sr.	Houston, Texas (Houston Baptist Univ.)
22	Ricky DeBerry*	LB	6-1	235	R-So.	Mechanicsville, Va. (Atlee HS)
23	Abdul Adams*	RB	5-11	205	So.	Landover, Md. (Hillside HS)
24	Rodney Anderson	RB	6-2	218	R-So.	Katy, Texas (Katy HS)
25	Justin Broiles	CB	5-10	180	Fr.	Oklahoma City, Okla. (John Marshall HS)
26	Kennedy Brooks	RB	5-10	206	Fr.	Mansfield, Texas (Mansfield HS)
27	Jeremiah Hall	FB	6-1	240	Fr.	Charlotte, N.C. (Zebulon B. Vance HS)
28	Michael Mays	WR	5-11	170	R-So.	Marlow, Okla. (Central HS)
28	Chanse Sylvie*	S	5-11	193	So.	Shreveport, La. (Calvary Academy)
29	Joe Castiglione, Jr.	FB	5-10	189	R-So.	Norman, Okla. (Mount St. Mary HS)
29	Prentice McKinney*	S	6-0	195	Jr.	Dallas, Texas (South Oak Cliff HS)
30	Calum Sutherland	K	5-9	180	Fr.	Keller, Texas (Central HS)
31	Ogbonnia Okoronkwo***	DE/LB	6-1	240	R-Sr.	Houston, Texas (Alief Taylor HS)
31	Braxton Pickard	K/P	5-8	196	R-Fr.	Edmond, Okla. (Edmond Memorial HS)
33	Ryan Jones	S	6-1	219	Fr.	Charlotte, N.C. (Mallard Creek HS)
34	Tanner Baum	CB	6-0	195	So.	Orland Park, Ill. (University of Wyoming)
35	Ronnie LaRue	S	5-11	197	R-Jr.	Dallas, Texas (Bishop Dunne HS)
36	Dimetri Flowers***	FB	6-2	247	Sr.	San Antonio, Texas (Churchill HS)
36	Josh Schenck	LB	5-11	200	R-Fr.	Knightdale, N.C. (Knightdale HS)
37	Kyle Pfau	K/P	5-10	190	R-Jr.	Spring, Texas (LSU)
38	Bryan Mead	LB	6-1	233	R-Fr.	Owasso, Okla. (Rejoice Christian HS)
38	Cameron Mortazavi	K	5-11	172	R-Jr.	Sapulpa, Okla. (Oral Roberts University)
39	Tylon Lynch	CB	5-11	197	R-Jr.	Ashburn, Va. (Pima CC)
40	Jon-Michael Terry	LB	6-2	240	R-Fr.	Tulsa, Okla. (Victory Christian School)
41	Casey Harper	FB	6-0	217	Fr.	Argyle, Texas (Argyle HS)
42	Wesley Horky***	LS	6-1	233	Sr.	Brentwood, Tenn. (Ravenwood HS)
42	Mark Jackson, Jr.*	DE/LB	6-1	235	So.	Cibola, Texas (Byron P. Steele HS)
43	Austin Seibert**	K/P	5-9	210	Jr.	Belleville, Ill. (Belleville West HS)
44	Jaxon Uhles**	FB	5-11	255	R-Sr.	Norman, Okla. (Pittsburg State University)
45	Carson Meier**	FB	6-5	250	R-Jr.	Tulsa, Okla. (Union HS)
46	Reeves Mundschau	P	5-11	168	Fr.	New Braunfels, Texas (Canyon HS)
47	Reece Morrison	K	6-0	204	R-Fr.	Dallas, Texas (Lake Highlands HS)
48	Nick Horiates	K	5-9	165	Fr.	Carrollton, Texas (Hebron HS)

No.	Player	Pos.	Ht.	Wt.	Yr.	Hometown (Previous School)
49	Matthew Leckrone	LS	6-4	212	R-So.	Mustang, Okla. (Mustang HS)
50	Arthur McGinnis	DT	6-1	262	R-So.	New Orleans, La. (Warren Eastern HS)
51	Kasey Kelleher	LS	5-10	227	Fr.	Peninsula, Ohio (Woodridge HS)
54	Marquis Hayes	OL	6-5	345	Fr.	Maryland Heights, Mo. (Pattonville HS)
55	Kenneth Mann*	DL	6-3	265	R-So.	Burleson, Texas (Burleson HS)
55	Logan Roberson	OL	6-4	350	R-Fr.	Harrah, Okla. (Harrah HS)
56	Creed Humphrey	OL	6-4	310	Fr.	Shawnee, Okla. (Shawnee HS)
57	Du'Vonta Lampkin*	DT	6-4	335	R-So.	Houston, Texas (Cypress Falls HS)
58	Erick Wren*	OL	6-1	306	R-Sr.	Mesquite, Texas (Arizona Western CC)
59	Adrian Ealy	OL	6-6	297	Fr.	Gonzales, La. (East Ascension HS)
61	Ian McIver	OL	6-2	318	Fr.	Keller, Texas (Central HS)
62	Tyrese Robinson	OL	6-2	329	Fr.	McKinney, Texas (Boyd HS)
63	Alex Dalton**	OL	6-4	298	R-Jr.	Troy, Ohio (Troy HS)
65	Mario Sinacola	OL	6-3	360	R-So.	Fairview, Texas (Lovejoy HS)
67	Ashton Julious*	OL	6-5	335	R-Sr.	Florence, S.C. (Lackawanna College)
68	Jonathan Alvarez**	OL	6-3	306	Sr.	Mesquite, Texas (Horn HS)
71	Bobby Evans*	OL	6-4	312	R-So.	Allen, Texas (Allen HS)
72	Amani Bledsoe	DE	6-4	279	So.	Lawrence, Kan. (Lawrence HS)
72	Ben Powers*	OL	6-4	310	Jr.	Wichita, Kan. (Butler CC)
73	Quinn Mittermeier*	OL	6-5	290	R-Jr.	Topeka, Kan. (Butler CC)
74	Cody Ford*	OL	6-4	343	R-So.	Pineville, La. (Pineville HS)
75	Dru Samia**	OL	6-5	302	Jr.	Sacramento, Calif. (River City HS)
77	Erik Swenson	OL	6-5	315	R-Fr.	Downers Grove, Ill. (Downers Grove South HS)
78	Orlando Brown**	OL	6-8	345	R-Jr.	Duluth, Ga. (Peachtree Ridge HS)
79	Dwayne Orso-Bacchus*	OL	6-5	328	R-Jr.	Birmingham, Ala. (Homewood HS)
80	Grant Calcaterra	TE	6-3	232	Fr.	Rancho Santa Margarita, Calif. (Santa Margarita Catholic HS)
81	Mark Andrews**	TE	6-5	254	R-Jr.	Scottsdale, Ariz. (Desert Mountain HS)
82	Nathan Womack	WR	6-1	186	R-Fr.	Norman, Okla. (Norman North HS)
83	Nick Basquine*	WR	5-11	194	R-Jr.	Norman, Okla. (Norman North HS)
84	Lee Morris*	WR	6-2	212	R-So.	Allen, Texas (Allen HS)
85	Sam Iheke	WR	6-2	205	R-So.	Dallas, Texas (Lake Highlands HS)
86	Carlos Hishaw	WR	6-0	176	R-So.	Oklahoma City, Okla. (Douglass HS)
87	Myles Tease	WR	5-9	179	R-Jr.	Tulsa, Okla. (Univ. of Central Oklahoma)
87	D.J. Ward***	DE	6-2	260	R-Sr.	Moore, Okla. (Southmoore HS)
88	Chase Nevel	WR	6-0	184	Jr.	Catoosa, Okla. (Northeastern Oklahoma A&M)
89	Malik Bradshaw	WR	5-10	184	R-So.	Frisco, Texas (Frisco HS)
90	Neville Gallimore*	DT	6-2	310	R-So.	St. Catharines, Ontario (Canada Prep Football Acad.)
91	Dillon Faamatau	DT	6-3	305	R-So.	Norwalk, Calif. (Cerritos College)
92	Matt Romar***	DT	6-0	295	R-Sr.	Port Arthur, Texas (Memorial HS)
93	Tyreece Lott	DT	6-2	270	Fr.	Ardmore, Okla. (Ardmore HS)
94	Troy James	DT	6-0	288	Fr.	Baton Rouge, La. (Madison Prep Academy)
95	Isaiah Thomas	DL	6-4	239	Fr.	Tulsa, Okla. (Memorial HS)
96	Dalton Rodriguez	DE	6-6	264	R-Sr.	Broken Arrow, Okla. (University of Tulsa)
97	Marquise Overton*	DT	6-1	295	Jr.	Tulsa, Okla. (Jenks HS)
99	Nick Mills	DL	6-3	255	R-Jr.	Tuttle, Okla. (Northeastern Oklahoma A&M)

Roster information as of July 5, 2017, and subject to change

* Indicates number of letters earned at Oklahoma

PRONUNCIATION GUIDE

Jeff Badet	buh-DET	Cameron Mortazavi	mort-uh-ZAH-vee
Nick Basquine	BASS-kwin	Ogbonnia Okoronkwo	o-BO-ny-uh o-ko-RON-kwo
Najee Bissoon	NAH-jee bih-SOON	Dwayne Orso-Bacchus	BAH-cuss
Grant Calcaterra	cal-cuh-TAIR-uh	Marquise Overton	mar-KEZ
K'Jakyre Daley	juh-CAR-ee	Kyle Pfau	Fow
Dillon Faamatau	fahm-ah-TAH-hoo	Logan Roberson	ROB-er-sun
Kahlil Houghton	kuh-LEEL HAWT-in	Chris Robison	ROB-uh-sun
Marquis Hayes	mar-KEESE	Dru Samia	sah-MEE-uh
Carlos Hishaw	HIGH-shaw	Austin Seibert	SIGH-ber-t
Nick Horiates	hor-ee-AH-less	Mario Sinacola	sinn-uh-KO-luh
Sam Iheke	i-HEE-kee	Marcelias Sutton	mar-SELL-ee-us
Mykel Jones	MY-kell	Chanse Sylvie	Chance SIL-vee
Du'Vonta Lampkin	duh-VON-tay	Myles Tease	Teez
Ezell McIntee	ee-ZELL	Jaxon Uhles	Youlz

ALPHABETICAL ROSTER



No.	Player	Pos.	Ht.	Wt.	Yr.	Hometown (Previous School)
23	Abdul Adams*	RB	5-11	205	So.	Landover, Md. (Hillside HS)
68	Jonathan Alvarez**	OL	6-3	306	Sr.	Mesquite, Texas (Horn HS)
24	Rodney Anderson	RB	6-2	218	R-So.	Katy, Texas (Katy HS)
81	Mark Andrews**	TE	6-5	254	R-Jr.	Scottsdale, Ariz. (Desert Mountain HS)
2	Jeff Badet	WR	6-0	178	R-Sr.	Orlando, Fla. (University of Kentucky)
20	Robert Barnes	S	6-2	196	Fr.	Southlake, Texas (Carroll Senior HS)
83	Nick Basquine*	WR	5-11	194	R-Jr.	Norman, Okla. (Norman North HS)
34	Tanner Baum	CB	6-0	195	So.	Orland Park, Ill. (University of Wyoming)
14	Emmanuel Beal*	LB	6-0	218	Sr.	Columbus, Ohio (Lackawanna College)
20	Najee Bissoon	RB	5-5	164	R-Sr.	Houston, Texas (Houston Baptist Univ.)
72	Amani Bledsoe	DL	6-4	279	So.	Lawrence, Kan. (Lawrence HS)
18	Curtis Bolton*	LB	6-1	220	R-Jr.	Murrieta, Calif. (Vista Murrieta HS)
89	Malik Bradshaw	WR	5-10	184	R-So.	Frisco, Texas (Frisco HS)
25	Justin Broiles	CB	5-10	180	Fr.	Oklahoma City, Okla. (John Marshall HS)
26	Kennedy Brooks	RB	5-10	206	Fr.	Mansfield, Texas (Mansfield HS)
5	Marquise Brown	WR	5-11	162	So.	Hollywood, Fla. (College of the Canyons)
78	Orlando Brown**	OL	6-8	345	R-Jr.	Duluth, Ga. (Peachtree Ridge HS)
2	Tre Brown	CB	5-10	177	Fr.	Tulsa, Okla. (Union HS)
80	Grant Calcaterra	TE	6-3	232	Fr.	Rancho Santa Margarita, Calif. (Santa Margarita Catholic HS)
29	Joe Castiglione, Jr.	FB	5-10	189	R-So.	Norman, Okla. (Mount St. Mary HS)
14	Reece Clark	QB	6-3	205	R-So.	Cypress, Texas (Cypress Woods HS)
16	K'Jakyre Daley	DE/LB	6-2	218	Fr.	Riviera Beach, Fla. (Suncoast HS)
62	Alex Dalton**	OL	6-4	298	R-Jr.	Troy, Ohio (Troy HS)
23	Ricky DeBerry*	LB	6-1	235	R-So.	Mechanicsville, Va. (Atlee HS)
6	Levi Draper	LB	6-2	222	Fr.	Collinsville, Okla. (Collinsville HS)
59	Adrian Ealy	OL	6-6	297	Fr.	Gonzales, La. (East Ascension HS)
71	Bobby Evans*	OL	6-4	312	R-So.	Allen, Texas (Allen HS)
91	Dillon Faamatau	DT	6-3	305	R-So.	Norwalk, Calif. (Cerritos College)
36	Dimitri Flowers***	FB	6-2	247	Sr.	San Antonio, Texas (Churchill HS)
74	Cody Ford*	OL	6-4	343	R-So.	Pineville, La. (Pineville HS)
90	Neville Gallimore*	DT	6-2	310	R-So.	St. Catharines, Ontario (Canada Prep Football Acad.)
15	Addison Gumbs	DE/LB	6-3	230	Fr.	Hayward, Calif. (Stellar Preparatory HS)
27	Jeremiah Hall	FB	6-1	240	Fr.	Charlotte, N.C. (Zebulon B. Vance HS)
41	Casey Harper	FB	6-0	217	Fr.	Argyle, Texas (Argyle HS)
8	Kahlil Haughton**	S	6-1	206	Jr.	Waco, Texas (Midway HS)
54	Marquis Hayes	OL	6-5	345	Fr.	Maryland Heights, Mo. (Pattonville HS)
86	Carlos Hishaw	WR	6-0	176	R-So.	Oklahoma City, Okla. (Douglass HS)
48	Nick Horiates	K	5-9	165	Fr.	Carrollton, Texas (Hebron HS)
42	Wesley Horky***	LS	6-1	233	Sr.	Brentwood, Tenn. (Ravenwood HS)
56	Creed Humphrey	OL	6-4	310	Fr.	Shawnee, Okla. (Shawnee HS)
85	Sam Iheke	WR	6-2	205	R-So.	Dallas, Texas (Lake Highlands HS)
42	Mark Jackson, Jr.*	DE/LB	6-1	235	So.	Cibolo, Texas (Byron P. Steele HS)
94	Troy James	DT	6-0	288	Fr.	Baton Rouge, La. (Madison Prep Academy)
12	Will Johnson**	DB	6-0	185	R-Sr.	Baltimore, Md. (Monroe CC)
3	Mykel Jones*	WR	5-11	186	So.	Patterson, La. (Patterson HS)
33	Ryan Jones	S	6-1	219	Fr.	Charlotte, N.C. (Mallard Creek HS)
67	Ashton Julious*	OL	6-5	335	R-Sr.	Florence, S.C. (Lackawanna College)
51	Kasey Kelleher	LS	5-10	227	Fr.	Peninsula, Ohio (Woodridge HS)
19	Caleb Kelly*	LB	6-3	229	So.	Fresno, Calif. (Clovis West HS)
10	Austin Kendall*	QB	6-2	215	So.	Waxhaw, N.C. (Cuthbertson HS)
9	CeeDee Lamb	WR	6-1	173	Fr.	Richmond, Texas (Foster HS)
57	Du'Vonta Lampkin*	DT	6-4	335	R-So.	Houston, Texas (Cypress Falls HS)
35	Ronnie LaRue	S	5-11	197	R-Jr.	Dallas, Texas (Bishop Dunne HS)
49	Matthew Leckrone	LS	6-4	212	R-So.	Mustang, Okla. (Mustang HS)
93	Tyreece Lott	DT	6-2	270	Fr.	Ardmore, Okla. (Ardmore HS)
39	Tylon Lynch	CB	5-11	197	R-Jr.	Ashburn, Va. (Pima CC)
55	Kenneth Mann*	DL	6-3	265	R-So.	Burleson, Texas (Burleson HS)
6	Baker Mayfield**	QB	6-1	220	R-Sr.	Austin, Texas (Texas Tech University)
28	Michael Mays	WR	5-11	170	R-So.	Marlow, Okla. (Central HS)
50	Arthur McGinnis	DT	6-1	262	R-So.	New Orleans, La. (Warren Easton HS)
3	Connor McGinnis*	QB	6-3	195	R-So.	Oklahoma City, Okla. (Heritage Hall HS)
61	Ian McIver	OL	6-2	318	Fr.	Keller, Texas (Central HS)
29	Prentice McKinney*	S	6-0	195	Jr.	Dallas, Texas (South Oak Cliff HS)
38	Bryan Mead	LB	6-1	233	R-Fr.	Owasso, Okla. (Rejoice Christian HS)
15	Jeffery Mead***	WR	6-5	195	Sr.	Tulsa, Okla. (Union HS)

No.	Player	Pos.	Ht.	Wt.	Yr.	Hometown (Previous School)
45	Carson Meier**	FB	6-5	250	R-Jr.	Tulsa, Okla. (Union HS)
13	A.D. Miller**	WR	6-3	197	Jr.	Dallas, Texas (Bishop Dunne HS)
99	Nick Mills	DL	6-3	255	R-Jr.	Tuttle, Okla. (Northeastern Oklahoma A&M)
73	Quinn Mittermeier*	OL	6-5	290	R-Jr.	Topeka, Kan. (Butler CC)
84	Lee Morris*	WR	6-2	212	R-So.	Allen, Texas (Allen HS)
47	Reece Morrison	K	6-0	204	R-Fr.	Dallas, Texas (Lake Highlands HS)
38	Cameron Mortazavi	K	5-11	172	R-Jr.	Sapulpa, Okla. (Oral Roberts University)
11	Parnell Motley*	CB	6-0	175	So.	Washington, D.C. (HD Woodson HS)
46	Reeves Mundschau	P	5-11	168	Fr.	New Braunfels, Texas (Canyon HS)
9	Kenneth Murray	LB	6-2	242	Fr.	Missouri City, Texas (Elkins HS)
1	Kyler Murray	QB	5-10	192	R-So.	Allen, Texas (Texas A&M University)
88	Chase Nevel	WR	6-0	184	Jr.	Catoosa, Okla. (Northeastern Oklahoma A&M)
13	Tre Norwood	CB	5-11	168	Fr.	Fort Smith, Ark. (Northside HS)
31	Ogbonnia Okoronkwo***	DE/LB	6-1	240	R-Sr.	Houston, Texas (Alief Taylor HS)
79	Dwayne Orso-Bacchus*	OL	6-5	328	R-Jr.	Birmingham, Ala. (Homewood HS)
97	Marquise Overton*	DT	6-1	295	Jr.	Tulsa, Okla. (Jenks HS)
1	Jordan Parker*	CB	5-11	188	So.	Pittsburg, Calif. (Pittsburg HS)
10	Steven Parker***	DB	6-1	204	Sr.	Tulsa, Okla. (Jenks HS)
37	Kyle Pfau	K/P	5-10	190	R-Jr.	Spring, Texas (LSU)
31	Braxton Pickard	K/P	5-8	196	R-Fr.	Edmond, Okla. (Edmond Memorial HS)
72	Ben Powers*	OL	6-4	310	Jr.	Wichita, Kan. (Butler CC)
11	Charleston Rambo	WR	6-1	167	Fr.	Cedar Hill, Texas (Cedar Hill HS)
55	Logan Roberson	OL	6-4	350	R-Fr.	Harrah, Okla. (Harrah HS)
62	Tyrese Robinson	OL	6-2	329	Fr.	McKinney, Texas (Boyd HS)
8	Chris Robison	QB	6-1	177	Fr.	Mesquite, Texas (Horn HS)
96	Dalton Rodriguez	DE	6-6	264	R-Sr.	Broken Arrow, Okla. (University of Tulsa)
92	Matt Romar***	DT	6-0	295	R-Sr.	Port Arthur, Texas (Memorial HS)
75	Dru Samia**	OL	6-5	302	Jr.	Sacramento, Calif. (River City HS)
9	Tanner Schafer	QB	6-3	190	R-Fr.	Canadian, Texas (Canadian HS)
36	Josh Schenck	LB	5-11	200	R-Fr.	Knightdale, N.C. (Knightdale HS)
43	Austin Seibert**	K/P	5-9	210	Jr.	Belleville, Ill. (Belleville West HS)
4	Trey Seaton	RB	6-0	222	Fr.	Marietta, Ga. (Sprayberry HS)
65	Mario Sinacola	OL	6-3	360	R-So.	Fairview, Texas (Lovejoy HS)
17	Jordan Smallwood***	WR	6-2	225	R-Sr.	Tulsa, Okla. (Jenks HS)
30	Calum Sutherland	K	5-9	180	Fr.	Keller, Texas (Central HS)
7	Marcelias Sutton	RB	5-8	192	Jr.	La Grange, N.C. (Lackawanna College)
77	Erik Swenson	OL	6-5	315	R-Fr.	Downers Grove, Ill. (Downers Grove South HS)
28	Chance Sylvie*	S	5-11	193	So.	Shreveport, La. (Calvary Academy)
87	Myles Tease	WR	5-9	179	R-Jr.	Tulsa, Okla. (Univ. of Central Oklahoma)
40	Jon-Michael Terry	LB	6-2	240	R-Fr.	Tulsa, Okla. (Victory Christian School)
95	Isaiah Thomas	DL	6-4	239	Fr.	Tulsa, Okla. (Memorial HS)
7	Jordan Thomas***	CB	6-0	185	Sr.	Klein, Texas (Klein HS)
44	Jaxon Uhles**	FB	5-11	255	R-Sr.	Norman, Okla. (Pittsburg State University)
87	D.J. Ward***	DE	6-2	260	R-Sr.	Moore, Okla. (Southmoore HS)
82	Nathan Womack	WR	6-1	186	R-Fr.	Norman, Okla. (Norman North HS)
58	Erick Wren*	OL	6-1	306	R-Sr.	Mesquite, Texas (Arizona Western CC)

Roster information as of July 5, 2017, and subject to change

* Indicates number of letters earned at Oklahoma

COACHING STAFF

Lincoln Riley	Head Coach/Quarterbacks
Ruffin McNeill	Assistant Head Coach/Defensive Tackles
Mike Stoops	Defensive Coordinator/Outside Linebackers
Cale Gundy	Co-Offensive Coordinator/Recruiting Coordinator/Inside Receivers
Bill Bedenbaugh	Co-Offensive Coordinator/Offensive Line
Kerry Cooks	Assistant Defensive Coordinator/Defensive Backs
Jay Boulware	Special Teams Coordinator/Running Backs
Tim Kish	Inside Linebackers
Dennis Simmons	Outside Receivers
Calvin Thibodeaux	Defensive Ends



WHO RETURNS IN 2016

OFFENSIVE LETTERMEN RETURNING (24)

RB Abdul Adams, OL Jonathan Alvarez, TE Mark Andrews, WR Nick Basquine, OL Orlando Brown, OL Alex Dalton, OL Bobby Evans, FB Dimitri Flowers, OL Cody Ford, WR Mykel Jones, OL Ashton Julious, QB Austin Kendall, QB Baker Mayfield, QB Connor McGinnis, WR Jeffery Mead, FB Carson Meier, WR A.D. Miller, OL Quinn Mittermeier, WR Lee Morris, OL Ben Powers, OL Dru Samia, WR Jordan Smallwood, FB Jaxon Uhles, OL Erick Wren

DEFENSIVE LETTERMEN RETURNING (18)

LB Emmanuel Beal, LB Curtis Bolton, LB Ricky DeBerry, DT Neville Gallimore, S Kahlil Haughton, DE/LB Mark Jackson, Jr., DB Will Johnson, LB Caleb Kelly, DT Du'Vonta Lampkin, DL Kenneth Mann, CB Parnell Motley, DE/LB Ogonnia Okoronkwo, CB Jordan Parker, DB Steven Parker, DT Matt Romar, DB Chase Sylvie, CB Jordan Thomas, DE DJ Ward

SPECIAL TEAMS LETTERMEN RETURNING (3)

LS Wesley Horky, H Connor McGinnis, K/P Austin Seibert

LETTERMEN LOST (21)

CB Dakota Austin, WR Jarvis Baxter, RB Daniel Brooks, OL Christian Daimler, DL Matt Dimon, LB Jordan Evans, LB Tay Evans, OL Sam Grant, WR Dahu Green, LB Ruben Hunter, WR Connor Knight, WR Geno Lewis, RB Joe Mixon, RB Devin Montgomery, RB Samaje Perine, CB Michiah Quick, DE Austin Roberts, CB Stanvon Taylor, S Ahmad Thomas, DT Jordan Wade, WR Dede Westbrook

PLAYERS REDSHIRTED LAST SEASON (15)

DB Malik Bradshaw, WR Tylon Lynch, WR Michael Mays, LB Bryan Mead, DL Nick Mills, K Reece Morrison, QB Kyler Murray, K/P Braxton Pickard, OL Logan Roberson, QB Tanner Schafer, LB Josh Schenck, OL Mario Sinacola, OL Erik Swenson, WR Myles Tease, LB Jon-Michael Terry

SOONERS BY CLASS

SENIORS (19): OL Jonathan Alvarez, WR Jeff Badet, LB Emmanuel Beal, RB Najee Bissoon, FB Dimitri Flowers, LS Wesley Horky, DB Will Johnson, OL Ashton Julious, QB Baker Mayfield, WR Jeffery Mead, DE/LB Ogonnia Okoronkwo, DB Steven Parker, DE Dalton Rodriguez, DT Matt Romar, WR Jordan Smallwood, CB Jordan Thomas, FB Jaxon Uhles, DE D.J. Ward, OL Erick Wren

JUNIORS (23): TE Mark Andrews, WR Nick Basquine, LB Curtis Bolton, OL Orlando Brown, OL Alex Dalton, S Kahlil Haughton, S Ronnie LaRue, CB Tylon Lynch, S Prentice McKinney, FB Carson Meier, WR A.D. Miller, DL Nick Mills, OL Quinn Mittermeier, K Cameron Mortazavi, WR Chase Nevel, OL Dwayne Orso-Bacchus, DT Marquise Overton, K/P Kyle Pfau, OL Ben Powers, OL Dru Samia, K/P Austin Seibert, RB Marcellias Sutton, WR Myles Tease

SOPHOMORES (31): RB Abdul Adams, RB Rodney Anderson, CB Tanner Baum, DL Amani Bledsoe, DB Malik Bradshaw, WR Marquise Brown, FB Joe Castiglione, Jr., QB Reece Clark, LB Ricky DeBerry, OL Bobby Evans, DT Dillon Faamataua, OL Cody Ford, DT Neville Gallimore, WR Carlos Hishaw, WR Sam Iheke, DE/LB Mark Jackson, Jr., WR Mykel Jones, LB Caleb Kelly, QB Austin Kendall, DT Du'Vonta Lampkin, LS Matthew Leckrone, DL Kenneth Mann, WR Michael Mays, DT Arthur McGinnis, QB Connor McGinnis, WR Lee Morris, CB Parnell Motley, QB Kyler Murray, CB Jordan Parker, OL Mario Sinacola, DB Chase Sylvie

REDSHIRT FRESHMEN (9): LB Bryan Mead, K Reece Morrison, K/P Braxton Pickard, OL Logan Roberson, QB Tanner Schafer, LB Josh Schenck, OL Erik Swenson, LB Jon-Michael Terry, WR Nathan Womack

FRESHMEN (29): S Robert Barnes, CB Justin Broiles, RB Kennedy Brooks, CB Tre Brown, TE Grant Calcaterra, DE/LB K'Jakyre Daley, LB Levi Draper, OL Adrian Ealy, DE/LB Addison Gumbs, FB Jeremiah Hall, FB Casey Harper, OL Marquis Hayes, K Nick Horiates, OL Creed Humphrey, DT Troy James, S Ryan Jones, LS Kasey Kelleher, WR CeeDee Lamb, DT Tyreece Lott, OL Ian McIver, P Reeves Mundscha, LB Kenneth Murray, CB Tre Norwood, WR Charleston Rambo, OL Tyrese Robinson, QB Chris Robison, RB Trey Sermon, K Calum Sutherland, DE Isaiah Thomas

STARTERS RETURNING/LOST

OFFENSIVE STARTERS RETURNING (9)

TE Mark Andrews.....(11 starts in 2016; 24 career starts)
OL Orlando Brown.....(13 starts in 2016; 26 career starts)
OL Bobby Evans.....(12 starts in 2016; 12 career starts)
FB Dimitri Flowers.....(10 starts in 2016; 19 career starts)
QB Baker Mayfield.....(13 starts in 2016; 33 career starts)
WR Jeffery Mead.....(7 starts in 2016; 7 career starts)
OL Ben Powers.....(10 starts in 2016; 10 career starts)
OL Dru Samia.....(13 starts in 2016; 22 career starts)
OL Erick Wren.....(10 starts in 2016; 10 career starts)

OFFENSIVE STARTERS LOST (2)

RB Samaje Perine.....(9 starts in 2016; 30 career starts)
WR Dede Westbrook.....(12 starts in 2016; 25 career starts)

DEFENSIVE STARTERS RETURNING (7)

LB Emmanuel Beal.....(10 starts in 2016; 10 career starts)
DT Neville Gallimore.....(6 starts in 2016; 6 career starts)
LB Caleb Kelly.....(6 starts in 2016; 6 career starts)
DE/LB Ogonnia Okoronkwo.....(12 starts in 2016; 12 career starts)
CB Jordan Parker.....(8 starts in 2016; 8 career starts)
DB Steven Parker.....(13 starts in 2016; 30 career starts)
CB Jordan Thomas.....(13 starts in 2016; 28 career starts)

DEFENSIVE STARTERS LOST (4)

LB Jordan Evans.....(13 starts in 2016; 45 career starts)
DE Austin Roberts.....(10 starts in 2016; 10 career starts)
S Ahmad Thomas.....(13 starts in 2016; 39 career starts)
DT Jordan Wade.....(13 starts in 2016; 22 career starts)

SPECIALISTS RETURNING (3)

LS Wesley Horky (long snapper)
H Connor McGinnis
K/P Austin Seibert

SPECIALISTS LOST (2)

KR/PR Joe Mixon
KR/PR Dede Westbrook

WHAT RETURNS BY PERCENTAGE

Rushing Yards..... 19.6%
Passing Yards..... 99.4%
Receiving Yards..... 34.6%
Scoring..... 44.0%
Total Offense..... 65.3%
All-Purpose Yards..... 24.8%
Tackles..... 61.9%
Tackles for Loss..... 61.0%
Sacks..... 66.0%
Interceptions..... 44.4%
Fumble Recoveries..... 62.5%
Punt Return Yards..... 0.0%
Kickoff Return Yards..... 3.6%
Field Goals..... 100.0%
Punting Yards..... 100.0%



THE RILEY ERA BEGINS

The 2017 season marks the dawn of a new era for Oklahoma football as **Lincoln Riley**, who served as the Sooners' offensive coordinator and quarterbacks coach the last two seasons, was named head coach on June 7 following the retirement of Bob Stoops. One of the most successful head coaches of the last quarter century, Stoops won 10 Big 12 championships and more games than any coach in school history. He also won the 2000 national title.

OU's resurgence the last two years (it finished 11-2 and at No. 5 in the AP poll each of those seasons) coincided with Riley's arrival in Norman. During that time, the Sooners have displayed big-play ability through the air and on the ground, and have finished in the top 10 nationally each of the last two years in total offense, scoring offense, pass efficiency rating and first downs per game.

Riley is Oklahoma's 22nd head coach. At 33, he is also the nation's youngest head man. While the decision to hire someone as young as Riley to direct a program as steeped in tradition as OU may seem questionable to some, skeptics should take note that the most prominent coaches in Sooners history got their first head jobs at the school in their 30s. Bud Wilkinson was 31, Chuck Fairbanks 34, Barry Switzer 36 and Stoops 38.

LOOKING BACK AT 2016 – ANOTHER BIG 12 TITLE

Oklahoma rebounded from a 1-2 start in 2016 by winning all nine of its Big 12 games to claim a second straight league title, and capped the season with a 35-19 Sugar Bowl victory over Auburn. OU, which finished the year No. 3 in the *USA Today* Coaches Poll and No. 5 in the AP Poll, became the first Big 12 team to go 9-0 in regular season conference play.

- OU's Big 12 title was its 10th in 18 years under former head coach Bob Stoops. No other Big 12 program won more than two league championships during that time span.

- The Sooners boasted arguably the best offense in the country, leading the nation in passing efficiency rating (FBS record 193.79) and pass completion percentage (.706), while ranking second in total offense (554.8 ypg), third in scoring offense (43.9 ppg), fourth in third down conversion percentage (.515), 12th in passing offense (318.0 ypg), 18th in rushing offense (236.8 ypg) and 25th in time of possession (32:16).

- Oklahoma is the highest scoring football program of all-time, and only three Sooner teams ever averaged more points than its 43.9 per game last season. OU's 7.5 yards per play in 2016 rank as second most in school history (the 1971 team averaged 7.6).

- With 86 yards against Auburn in the Sugar Bowl, junior running back Samaje Perine became OU's career rushing leader. Perine, who declared for the NFL Draft following the season, finished his career with 4,122 rushing yards to break Billy Sims' former school record of 4,118. Perine rushed for 49 TDs in his career and averaged 6.0 yards per carry.

- Maligned for first half of the season, Oklahoma's defense was much stronger the final six games of the year. In OU's first seven contests, opponents averaged 36.7 points and 475.9 yards. Over the last six outings, the Sooners held foes to an average of 19.7 points and 380.8 yards. OU, which led the Big 12 in opponent pass completion percentage (.547), held each of its last four opponents to sub-50-percent passing (those four teams, all ranked, combined to complete 45.6 percent of their pass attempts vs. the Sooners [57-of-125]).

- OU led the Big 12 with seven first-team all-league selections (five offensive and two defensive) and landed five more on the second team. Seven more were honorable mention All-Big 12 picks. Stoops was named Big 12 Coach of the Year for the sixth time, wide receiver Dede Westbrook was named Big 12 Offensive Player of the Year and left tackle **Orlando Brown** was named Big 12 Offensive Lineman of the Year.

- Westbrook became OU's first unanimous All-American since 2004 (offensive tackle Jammal Brown and running back Adrian Peterson) when he was named to the first team by each of the five official All-America squads (AFCA, AP, FWAA, *Sporting News* and Walter Camp Foundation). OU now boasts 32 unanimous All-Americans, more than any other program. Westbrook is also the Sooners' 77th consensus All-American, more than any other school in the modern era.

- **Baker Mayfield** and Westbrook each were national award winners in 2016. For the second year in a row, Mayfield won the Burlsworth Trophy, given to the nation's best player who began his career as a walk-on. Westbrook became OU's first winner of the Biletnikoff Award, presented to the nation's outstanding receiver.

TWO MORE HEISMAN FINALISTS

- Quarterback **Baker Mayfield** and wide receiver Dede Westbrook comprised 40 percent of last year's Heisman Trophy finalists. They became the sixth and seventh finalists during the 18-year Bob Stoops era, more than any other school during that time span. OU boasts eight finalists since the Heisman started naming them in 1982.



► Quarterback **Baker Mayfield** finished third in Heisman Trophy voting in 2016 (when he set the FBS single-season record for pass efficiency rating [196.4]) and fourth in 2015. He has accounted for 89 touchdowns as a Sooner, the most by a player in the first 26 games of an OU career.

- Mayfield finished third in 2016 Heisman voting while Westbrook finished fourth. It marked just the fourth time since 1955 and first since 2004 that a pair of teammates finished in the top four of the Heisman balloting. OU's Adrian Peterson and Jason White were the last to do it in 2004. They finished third and fourth, respectively.

- Last year marked the first time in the 82-year history of the Heisman Trophy that a quarterback and wide receiver from the same team each finished in the top four of the voting. Mayfield also finished fourth in 2015.

NATION'S LONGEST WINNING STREAK

- The Sooners enter 2017 with a 10-game winning streak, longest in the country. It is OU's longest streak since winning 11 straight over the 2010 and '11 seasons.

- During the 10-game winning streak, the Sooners have outscored their opponents 465-280, have outgained them by an average of 136 yards per contest, are averaging 7.7 yards per play and have outscored their foes 76-23 off turnovers despite registering just three more takeaways (15 to 12).

2017 AT A GLANCE

- Not including specialists, the Sooners return 16 players who started at least six games last year (nine on offense, seven on defense). Ten other position players who started at least one game a year ago (six offense, four defense) are also back. In addition, OU returns its placekicker/punter, long snapper and holder.

- OU welcomes back its statistical leaders in passing yards (**Baker Mayfield**; 3,965), passing TDs (Mayfield; 40), sacks (**Ogbonnia Okoronkwo**; 9.0), tackles for loss (Okoronkwo; 12.0) and pass breakups (**Jordan Thomas**; 17).

ANOTHER CHALLENGING SCHEDULE

- The Sooners are accustomed to playing one of the nation's toughest schedules, and 2017 will be no different. Five of OU's 12 regular season games will be against teams ranked in the May 1 version of ESPN's preseason top 25 (at No. 1 Ohio State [11-2 in 2016], at No. 6 Oklahoma State [10-3], at No. 18 Kansas State [9-4], vs. No. 20 West Virginia [10-3] and vs. No. 23 Texas [5-7] in Dallas).
- *Sports Illustrated* ranks two of the Sooners' games among its 10 best in the nation for 2017. OU's Sept. 9 contest at Ohio State and its Nov. 4 outing at Oklahoma State both made the list.

PREVIEWING THE OFFENSE

Despite returning nine of 11 starters on offense, the Sooners face the challenge of replacing key statistical production on that side of the ball under first-year co-coordinators **Cale Gundy** and **Bill Bedenbaugh**. OU welcomes back quarterback **Baker Mayfield**, who set the FBS single-season record for passing efficiency rating last year (196.39), as well as all five offensive line starters, but will be without three of the nation's top skill players in Biletnikoff winner Dede Westbrook (80 catches for 1,524 yards and 17 TDs), and running backs Joe Mixon (2,331 all-purpose yards and 16 total TDs) and Samaje Perine (1,060 rushing yards and 13 total TDs). Westbrook was a senior while Mixon and Perine declared early for the NFL Draft. In all, the Sooners return 65.3 percent of their total offense yards, 99.4 percent of their passing yards, 19.6 percent of their rushing yards and 34.6 percent of their receiving yards.

- Mayfield, a redshirt senior, has been phenomenal in his two years at OU, leading the Sooners to a 22-4 record (17-1 in Big 12 play) and completing 69.5 percent of his pass attempts for 7,665 yards and 76 TDs against just 15 interceptions. OU's career leader in completion percentage and passing efficiency rating (184.3; only one other player is above 153.0 and that's Sam Bradford at 175.6), Mayfield finished fourth in Heisman Trophy voting in 2015 and third last year. He led the nation last season in passing efficiency rating, completion percentage (.709) and yards per pass attempt (11.1), while ranking second in yards per completion (15.6), fourth in points responsible for per game (21.5) and sixth in passing TDs (40). His 10 completions of at least 60 yards last year were the most by an FBS player since at least 2010.

- Key to Mayfield's success last year was an offensive line unit that returns intact in 2017. Anchored by junior and two-year starting left tackle **Orlando Brown** (the 2016 Big 12 Offensive Lineman of the Year), the unit led the league last year by allowing just 1.6 sacks per game while paving the way for a ground game that averaged 236.8 yards per contest. Joining Brown as returning starters are left guard **Ben Powers**, center **Erick Wren**, right guard **Dru Samia** and right tackle **Bobby Evans**. Guard **Cody Ford** and guard/center **Jonathan Alvarez**, who each started the first three games last year before getting injured, also return, as does guard **Alex Dalton**, who started the season opener.

- Replacing Westbrook will be no small task. But then again, few experts predicted Westbrook would match — much less exceed — the production of wideout Sterling Shepard after his graduation in 2015. The Sooners return six of their top nine pass catchers from a year ago, including tight end **Mark Andrews**, who caught 31 balls for 489 yards (15.8 per catch) and seven TDs. Receivers **Nick Basquine** (20 catches, 265 yards, 2 TDs), **A.D. Miller** (12 catches, 145 yards, 2 TDs), **Jeffery Mead** (10 catches, 150 yards, 3 TDs) and

Mykel Jones (13 catches, 106 yards, 0 TDs) should all see elevated roles in 2017 as OU also looks to replace the production of senior Geno Lewis (32 catches, 388 yards, 2 TDs). The Sooners also welcome Kentucky grad transfer **Jeff Badet**, who ranked sixth nationally last year with his 21.6 yards per catch. He led UK with 670 receiving yards.

- One of the top preseason storylines this year will be the battle for running back duties following the departure of Mixon and Perine. OU returns just 19.6 percent of its rushing yards, and almost all of that came from now-sophomore **Abdul Adams** (283 yards; 5.3 ypc), Mayfield (177 yards; 2.3 ypc) and senior H-back **Dimitri Flowers** (115 yards [all in one game]; 5.2 ypc). Adams will battle **Rodney Anderson** and a trio of newcomers for carries in 2017. Anderson, a redshirt sophomore who will be in his third year on campus but has played in only two games due to injuries that ended his 2015 and 2016 seasons (missed all of last year), was No. 3 on the OU depth chart last August.

PREVIEWING THE DEFENSE

After leading the Big 12 in the majority of defensive categories in 2015 under coordinator **Mike Stoops**, the Sooners experienced their struggles the first half of 2016. OU responded to limit opponents much more effectively the final six games, though, and returns the majority of its key players for 2017. Despite losing its leading tackler in linebacker Jordan Evans, the Sooners bring back 61.9 percent of their tackle production, 61.0 percent of their tackles for loss, 66.0 percent of their sacks and 44.4 percent of their interceptions.

- Headlining OU's cast of defensive returners are defensive end/outside linebacker **Ogbonnia Okoronkwo** and cornerback **Jordan Thomas**, both seniors and both All-Big 12 picks last season. Okoronkwo, a second-team all-conference choice, ranked third on the squad with 71 tackles while posting team highs of 12.0 tackles for loss, 9.0 sacks and seven QB hurries. Thomas, a first-team all-league honoree, registered a Big 12-high 17 pass breakups last year, tied for third most in OU single-season history. He needs 11 pass breakups to tie for third place on the school's career chart and 18 to tie for second.

- Oklahoma returns six of its top eight tacklers from last season and eight of its top 11, including senior linebacker **Emmanuel Beal**, who ranked second with 81 stops, Okoronkwo, who ranked third, and senior safety **Steven Parker**, who ranked fifth with 63. Joining Thomas and Parker as returning starters in the defensive backfield is corner **Jordan Parker**, who started the season's final eight games as a true freshman.

- OU's defensive line will feature some familiar faces in tackle **Matt Romar** and end **D.J. Ward**, both redshirt seniors, and redshirt sophomore tackle **Neville Gallimore**. Sophomore outside linebacker **Caleb Kelly** was highly effective as a starter the last six weeks of the season. Kelly dominated in the Sugar Bowl with his 12 tackles as the Sooners limited Auburn to just 339 yards of offense.

OUTSTANDING FAN SUPPORT

Oklahoma played 110 home games during the 18-year Bob Stoops era, and all 110 were sellouts. Cumulative attendance for those games (dating back to the start of the 1999 season) was more than nine million (average of 82,741). OU went 101-9 (.918) at home under Stoops and assembled a 39-game winning streak and a pair of 19-game streaks. The .918 home winning percentage is the best among Power 5 schools over the last 18 years (Ohio State is next at .882). Stoops won more Big 12 championships (10) than he lost home games.



110 STRAIGHT HOME **SELLOUTS**

HEAD COACH **LINCOLN RILEY**

LINCOLN RILEY ERA BEGINS AMID CHAMPIONSHIP EXPECTATIONS

After Oklahoma dropped two of its first three games in 2016, many in the college football world wrote off the Sooners from championship contention. But OU went on to win its last 10 games and claim a second consecutive Big 12 title — Bob Stoops' 10th — and a Sugar Bowl crown to prove the pundits wrong in a rain of confetti.

After 18 years of guiding OU as one of the nation's elite programs, Stoops retired in June, passing the mantle to his 33-year-old offensive coordinator, Lincoln Riley, and morphing from beloved head coach to fabled legend. While all head coaching changes result in an adjustment, with a fully-retained staff and a multitude of returning starters at key positions — including a Heisman Trophy finalist at quarterback — the Sooners' perennially high expectations are not altered for 2017. The owner of the nation's longest winning streak has its sights set on another league crown, and more, in the coming year.

In his second year as offensive coordinator, Riley once again had the OU attack churning along as one of the best in the nation in 2016. The Sooners ranked second nationally in total offense, racking up 554.8 yards per game, and were third in the country in scoring offense, putting up 43.9 points per contest. Oklahoma used a balanced attack to pile up the points. It ranked 12th in the FBS in passing offense at 318.0 yards per game and 18th nationally in rushing offense at 236.8 yards per outing.

In addition to returning perhaps the nation's best quarterback in Baker Mayfield, the Sooner offense also welcomes back five offensive line starters and eight total linemen who made multiple starts a year ago. Several national publications have ranked OU's front line as the nation's best heading into 2017. Add do-everything H-back Dimitri Flowers and the Sooners' blocking unit is poised to be one of college football's best units at any position.

To repeat their production in 2017, the Sooners will have to replace a trio of playmakers who rank among the best in program history. Dede Westbrook became OU's first ever Biletnikoff Award winner in 2016 and piled up a school-record 17 receiving touchdowns in his race to the Heisman Trophy ceremony in New York City (he finished fourth in voting). Mark Andrews, Nick Basquine, Jeffery Mead and A.D. Miller all return as experienced

pass catchers ready to step into more productive roles. The Sooners are also adding one of the most talented pass-catching recruiting classes in recent history, as well as graduate transfer Jeff Badet from Kentucky, who led the SEC in yards per reception a year ago. With such a wealth of talent in the receiving corps and an elite passer under center, there is little doubt someone will emerge from the group as OU's next star wideout.

Oklahoma also loses all-time leading rusher Samaje Perine and his backfield mate Joe Mixon to the NFL. Behind that duo, the Sooners amassed 3,078 rushing yards and 30 rushing touchdowns in 2016. Oklahoma's 5.37 yards per rush attempt led the Big 12. With Abdul Adams and Rodney Anderson already in the program and a trio of talented newcomers set to make waves this summer, the Sooners' backfield competition will be perhaps the biggest offseason storyline.

On defense, the Sooners return a talented group laden with experience. If OU can replace veteran producers Ahmad Thomas and Jordan Evans, defensive coordinator Mike Stoops' unit boasts the skill and returning experience to make big strides in 2017.

The Sooners bring back three starters in the secondary in Steven Parker, Jordan Parker and ball hawk Jordan Thomas. Outside linebacker should be another strength of the defensive unit as Ogbonnia Okoronkwo and Caleb Kelly are set to man the edges and give opposing quarterbacks fits. The Sooners are looking to transition to a four-man front with returners such as Matt Romar and Neville Gallimore set to anchor the defensive line unit.

Oklahoma is just a few position battles away from reloading after another championship season in 2016 and the Sooners will need to be ready as the 2017 slate is a challenging one. A date with two-time College Football Playoff qualifier Ohio State in Columbus, Ohio, looms in week two. OU also must travel to Baylor, Kansas State and Oklahoma State, and has its annual October showdown with Texas in Dallas. Matchups against Texas Tech, TCU and West Virginia highlight the Sooners' home schedule, set to be played inside newly renovated Gaylord Family — Oklahoma Memorial Stadium.

THE OFFENSE

QUARTERBACKS

Lincoln Riley's transition to head coach will be eased by the presence of an elite quarterback returning for action as redshirt senior **Baker Mayfield** is firmly entrenched as one of the best signal callers in the country. Remarkably, Mayfield was better in 2016



2017 OUTLOOK

7 NATIONAL CHAMPIONSHIPS

10 BIG 12 CHAMPIONSHIPS

than he was in 2015 when he finished fourth in the Heisman race and led the Sooners to a Big 12 title and the program's first College Football Playoff berth.

Mayfield racked up 3,965 yards passing in 2016 while completing a nation-leading 70.9 percent of his passes and throwing 40 touchdowns to just eight interceptions. With his rocket arm and pinpoint placement skills, he set the FBS single-season record for passing efficiency with a mark of 196.4 (the previous record was 191.8 and the next highest Power 5 figure in 2016 was 167.5), all while averaging 305.0 yards per game and leading the nation in yards per pass attempt (11.08) by stretching opposing defenses vertically.

The Austin, Texas, native ranked fourth nationally in points responsible for (21.5 per game), sixth in passing touchdowns and ninth in passing yards. Mayfield's record-setting efficiency was not just the product of short, high-percentage passes. Still his scrambling, play-extending, dynamic self, Mayfield finished the year ranked fourth in the country with 22 completions of at least 40 yards, and his favorite target, Biletnikoff Award winner Dede Westbrook, racked up 12 touchdowns of at least 40 yards (the most in one season by an FBS player since at least 1996). Mayfield also added 177 yards and six scores on the ground.

For his record-setting efforts, Mayfield earned plenty of national attention. For the second time in as many years, he finished in the top five of Heisman Trophy voting, coming in third and being invited, along with Westbrook, to New York as one of five finalists. He

was also one of three finalists for the Maxwell Award (college player of the year) and the Davey O'Brien Award (quarterback of the year). He repeated as winner of the Burlsworth Trophy, given annually to the nation's best player who started his career as a walk-on, was named first-team All-Big 12 by the league's coaches and the AP, and was voted a second-team All-American by the FWAA and a third-team pick by the AP.

With two seasons under his belt, Mayfield has already made his mark in Oklahoma lore. He has accounted for 89 touchdowns as a Sooner, the most by a player in the first 26 games of an OU career. His 76 touchdown passes are the second most by a Sooner in the first 26 games of a career (Sam Bradford had 82). He leads all OU quarterbacks in career completion percentage (.695; Sam Bradford ranks second at .676) and career passing efficiency rating (184.28; Bradford ranks second at 175.62). Mayfield is also chasing other records. He ranks third in OU history in total offense (8,247 yards), fourth in passing yards (7,665), TD passes (76) and 300-yard passing games (12), fifth in completions (523) and seventh in attempts (753).

Austin Kendall handled backup duties a year ago as a true freshman when he was the only scholarship quarterback on campus apart from Mayfield. Kendall, a 6-2, 215-pounder, was rock solid when called upon in his two games. His 143 passing yards and 16 completions in 2016 were the most ever by a true freshman under Bob Stoops, while his pair of passing scores tied with Paul Thompson (2002) for the most.

The Oklahoma QB room will get stronger and deeper in 2017 with two new scholarship signal callers available for action. Joining Kendall behind Mayfield are redshirt sophomore **Kyler Murray** and freshman **Chris Robison**.

The 5-10, 192-pound Murray, who hails from Allen, Texas, transferred from Texas A&M in 2015 but was ineligible to play in 2016 due to NCAA transfer rules. Murray drew high praise from teammates and coaches alike last year while working on OU's scout team. As a true freshman, he played in eight total games for the Aggies and made three starts. He rushed for 335 yards and piled up 1,021 yards of total offense. A consensus five-star recruit and the Gatorade National Football Player of the Year as a high school senior, Murray was highly recruited. He was touted by ESPN as the top dual-threat quarterback in his class and was listed as the 13th-best recruit overall. In OU's 2017 spring game, Murray flashed his high ceiling by going 9-of-13 through the air for 144 yards. One of his completions went for 70 yards and a score.

Robison, who arrived in Norman in January as one of 11 early enrollees, was rated as a consensus four-star recruit. Much like Mayfield, Robison is gifted as both a passer and an athlete. Rivals ranked the 6-1, 173-pounder from Mesquite, Texas, as the No. 4 pro-style quarterback in the nation, while ESPN listed him as the No. 11 dual-threat prospect in the country. Robison, a 2017 Elite 11 QB, passed for 8,027 yards and 95 touchdowns against just 20 interceptions in his high school career. He also ran for 841 yards and four touchdowns on 215 carries. With ability to make throws from the pocket and also extend plays and improvise, Robison adds a dynamic skill set to Riley's offensive arsenal.

Also on the roster are walk-ons **Reece Clark**, **Connor McGinnis** and **Tanner Schafer**.


RUNNING BACKS

The Sooners will have to replace one of the most dynamic running back duos in program history with the departure of all-time leading rusher Samaje Perine and versatile Joe Mixon to the NFL. Perine (1,060 and 12) and Mixon (1,274 and 10) combined for 2,334 rushing yards and 22 rushing touchdowns last year, while adding 644 yards and six more TDs through the air.

A pair of sophomores will lead the charge to fill those shoes in 2017. Aside from OU's top two backs and Mayfield, then-freshman **Abdul Adams** saw the most carries in 2016. The 5-11, 205-pound back from Landover, Md., toted the ball 53 times a year ago, rushing for 283 yards (5.3 per carry) and also caught three passes for 25 yards. The majority of that production came in two games with the Sooners leading comfortably. He rushed 18 times for 91 yards against ULM, and he put up the same rushing total on 13 carries against Kansas.

A dynamic back with the athleticism to work in space and excel in the passing game, Adams came to OU rated as a four-star prospect by Scout and Rivals, with the latter listing him as the No. 10 running back in his class. As a senior in high school, he ran for 2,036 yards and 21 scores on just 180 carries (11.3 per rush).

Redshirt sophomore **Rodney Anderson** is back in 2017 after missing all of last season with a neck injury and most of 2015 with a leg injury sustained in the Sooners' early season double-overtime win at Tennessee. Anderson was highly touted out of high school, listed as a consensus four-star recruit from Katy, Texas. At 6-2 and 218 pounds, Anderson boasts a prototypical frame to carry the load. He rushed for 5,493 yards on



RB RODNEY ANDERSON



WR JEFFERY MEAD



► Senior wide receiver **Jeffery Mead** made several key catches late in the year, including a 42-yarder against Oklahoma State to help clinch OU's 10th Big 12 title.

603 carries (9.1 per rush) for Katy High School, including a whopping 2,485 yards and 36 touchdowns as a senior. If Anderson can return to form after his unfortunate string of setbacks, he can be a playmaker for Riley and the Sooners.

Oklahoma is bringing in a trio of super-talented backs as part of "SoonerSquad17," OU's heralded recruiting class. Imposing 6-0, 222-pound freshman **Trey Sermon**, who hails from deep in SEC country, arrived in Norman in January as one of the Sooners' 11 early enrollees and participated in spring practices. A consensus four-star recruit from Marietta, Ga., Sermon will be one of the most physically impressive backs in the stable for running backs coach **Jay Boulware**. Tabbed as the No. 9 overall running back by ESPN, Sermon had offers from college football's elite, including Alabama, Michigan and Ohio State. His physicality will be evident to Sooner fans, but what makes Sermon a potential star are his explosion and ability to finish runs when he makes it to the open field, characteristics that are no small feat at his size.

Listed as an athlete, **Marcelias Sutton**, another early enrollee, will be a dynamic change of pace for OU. The Lackawanna College transfer was an honorable mention junior college All-American in 2016 as a sophomore and was listed as the No. 19 juco player in the nation by Rivals. He rushed for 907 yards on 135 carries a year ago and also caught 10 passes and returned nine kicks. Particularly effective in the open field, Sutton's brand of quickness and shake will be a weapon for Riley on third downs and in the passing game, and he could even see time as a returner on special teams.

Kennedy Brooks hit Norman this summer after an incredibly productive high school career. Rated a four-star prospect, the 5-10, 206-pounder from Mansfield, Texas, rushed for 3,500 yards and an eye-opening 43 touchdowns as a junior. He followed that with a 2,800-yard, 40-touchdown season as a senior. Brooks is renowned for his vision and patience, and boasts the burst and quickness to set up his blocks and then take advantage of them.

One of the Sooners' most valuable weapons in the backfield is senior **Dimitri Flowers**. The Swiss Army knife H-back is a devastatingly effective blocker at the point of attack and an integral part of the OU run game that led the Big 12 in yards per carry in 2016. In addition to his blocking acumen, Flowers is a capable receiver who often breaks free in opposing backfields. He hauled in 11 passes for 200 yards and four touchdowns a year ago and has eight receiving TDs for his career. With the Sooners shorthanded at running back at Iowa State last year, Flowers carried the load as OU's feature back. He racked up 115 yards on the only 22 carries of his career en route to a 34-24 win. Having Flowers again pave the way will be a huge benefit to the Sooners while they rely on young ball carriers, and his presence also adds depths and versatility to Riley's offense.

RECEIVERS

Replacing 2016 Biletnikoff Award winner Dede Westbrook will be priority No. 1 for Riley and receivers coaches **Cale Gundy** (inside) and **Dennis Simmons** (outside). Westbrook made history a year ago, registering 80 receptions for 1,524 yards and a school-record 17 touchdowns. He joined Mayfield in New York City for the Heisman Trophy ceremony, finishing fourth in balloting.

Luckily for the Sooners, a slew of talented pass catchers is ready to step up and attempt to fill Westbrook's shoes. Redshirt junior **Mark Andrews** is Mayfield's most productive returning target after notching 31 grabs for 489 yards and seven touchdowns a year ago. An All-Big 12 selection at tight end, Andrews has 14 career touchdowns on 50 receptions (28 percent TD-to-catch ratio), and is a scoring threat from anywhere on the field.

Joining Andrews on the inside is redshirt junior and hometown product **Nick Basquine**. Hailing from Norman, Basquine put up 265 yards and two touchdowns on 20 receptions in his first career action in 2016, hauling in a good chunk of his catches on third downs. **Mykel Jones** played sparingly as a true freshman last year but is poised for a breakout 2017 campaign. The former four-star recruit caught 13 balls for 106 yards and flashed his quickness in the screen game. The 5-11, 186-pound speedster has the potential to be a playmaker from the slot.

On the outside, Oklahoma again boasts plenty of size. Senior **Jeffery Mead** (6-5) and junior **A.D. Miller** (6-3) are both long, rangy targets who saw plenty of action in 2016. Mead may have distinguished himself from the pack with his strong play down the stretch. While he didn't rack up huge numbers, he consistently made contested catches in clutch situations late in the year, displaying a toughness that is sure to buy him more trust from Mayfield.

Receiver was a position of particular strength in the Sooners' 2017 signing class, and OU also added a productive graduate transfer in **Jeff Badet** from Kentucky. Badet played in all 13 games for the Wildcats last year and paced the SEC with his 21.6 yards per reception. The 6-0, 178-pound speedster registered 670 yards and four touchdowns on 31 total receptions. He could also factor into the Sooners' return game as he averaged 22.9 yards per kickoff return on 15 attempts in 2016.

OU adds a touch of experience in junior college transfer **Marquise Brown**, a speedster from College of the Canyons who is known for his game-breaking ability to take the top off a defense. A year ago, Brown caught 50 passes for 754 yards and hauled in 10 touchdowns. Reminiscent in style to former Sooner Jalen Saunders, Brown is a commodity on special teams, as well. He returned 13 kickoffs for 402 yards and a touchdown as a freshman, and returned nine punts for 182 yards and another score.

Grant Calcaterra, an early enrollee like Brown, is a pass catcher out of the Andrews mold who figures to have a similar impact eventually. Owing good size for an 18-year-old at 6-3 and 232 pounds, Calcaterra was a consensus four-star recruit who was tabbed by ESPN as the nation's No. 2 tight end and who caught 105 passes for 1,884 yards and 17 touchdowns his junior and senior seasons. Boasting good speed and strong hands, Calcaterra possesses the necessary attributes to eventually be a key cog in OU's high-powered attack.

A pair of high school standouts in **CeeDee Lamb** and **Charleston Rambo** arrived on campus this summer. Lamb is a 6-1, 173-pounder from Richmond, Texas, who chose OU over Alabama, Baylor and UCLA, among others. Rated a four-star prospect, Lamb was listed as the No. 72 overall player in the country by Rivals. As a senior at Foster High School, he hauled in 98 passes for 2,032 yards (fourth most in Texas state history) and scored 33 touchdowns (tied for second most in state history). Gifted in nearly every aspect of the game, Lamb is a potential star for the Sooners.

Rambo was just as highly sought after as Lamb on the recruiting trail. The four-star signee from Cedar Hill, Texas, was tabbed as the nation's 97th-best player coming out of high school. At 6-1 and 167 pounds, Rambo is a big-play threat who notched 1,590 yards on 87 catches with 25 scores as a senior.



2017 OUTLOOK

7 NATIONAL CHAMPIONSHIPS

10 BIG 12 CHAMPIONSHIPS



► OU's offensive line is rated by multiple preseason publications as the nation's best. All five starters and several key reserves return from 2016.

OFFENSIVE LINE

The Sooners' offensive front will be a point of strength in 2017. Offensive line coach **Bill Bedenbaugh**, who with **Cale Gundy** was promoted to co-offensive coordinator this summer, returns all five starters from 2016, and eight total players from his unit saw at least one start a year ago (seven started more than one game). Multiple national preseason publications have rated Oklahoma's line as the country's best.

OU is led on the exterior by bookend tackles who are perhaps the best in the Big 12. Redshirt junior **Orlando Brown** has protected Mayfield's blindside in every game each of the last two years, and has done so in a spectacular manner. The 6-8, 345-pound Brown was named the 2016 Big 12 Offensive Lineman of the Year and selected as a second-team All-American by the AP and FWAA. An almost impenetrable wall in pass protection (he allowed one sack last year) and a mauler in the run game, Brown will likely see his name called very early in the NFL Draft someday, possibly in 2018.

Redshirt sophomore **Bobby Evans** locks down the right side for OU. At 6-4 and 310 pounds, Evans was an honorable mention All-Big 12 pick a year ago who started each of the last 11 games in his first season of action. He showed off remarkable consistency and athleticism for a man his size.

Providing depth at tackle are redshirt junior **Quinn Mittermeier** and redshirt freshman **Erik Swenson**.

OU's interior line is particularly deep. Juniors **Ben Powers** and **Dru Samia** finished the 2016 season at the left and right guard spots, respectively, while redshirt senior **Erick Wren** manned the center position. Senior **Jonathan Alvarez** boasts 13 career starts and can play any of the three inside spots. Redshirt sophomore **Cody Ford** returns after starting OU's first three games of the year. He missed the remainder of the season with a broken leg. Redshirt junior **Alex Dalton** made one start for OU last year and has played in 13 career games, and massive redshirt senior **Ashton Julious** (6-5, 335) can also provide assistance in the middle.

Bedenbaugh added four more highly touted linemen for the class of 2017. **Adrian Ealy** (6-6, 297, Gonzalez, La.), **Marquis Hayes** (6-5, 345, Maryland Heights, Mo.), **Creed Humphrey** (6-4, 310, Shawnee, Okla.) and **Tyrese Robinson** (6-2, 329, McKinney, Texas) all boast four-star ratings. Humphrey was an early enrollee and participated in spring practice.

THE DEFENSE

DEFENSIVE LINE

With a coaching slot open, Riley added mentor and former East Carolina head coach **Ruffin McNeill** to the defensive line room. Holding the title of assistant head coach, McNeill (defensive tackles) will join second-year coach **Calvin Thibodeaux** (defensive ends) in building the Sooners' front. OU returns redshirt senior **Matt Romar**, a tackle who missed some time with injury a year ago but is perhaps the squad's most disruptive

option on the interior. Romar can eat up a double team and also deliver pressure up the middle if left one-on-one.

Vying for the other tackle spot are redshirt sophomores **Neville Gallimore** and **Du'Von-ta Lampkin**, and junior **Marquise Overton**. Gallimore saw by far the most action last year, playing in all 13 games. The Saint Catharines, Ontario, product played defensive end in OU's three-man front, making 40 total stops, four tackles for loss, one sack and forcing a fumble. Lampkin saw limited action last year, but at 6-4, 335 pounds, the former four-star prospect has the frame and natural ability to shine at tackle. Overton saw action in eight games in 2015 and showed real promise before an injury sidelined him for most of 2016.

At the end position, the Sooners bring back a talented pool of edge defenders. Redshirt senior **D.J. Ward** made four starts a year ago and was solid when called on. OU also has redshirt sophomore **Kenneth Mann**, who is physically imposing at 6-3 and 265 pounds. Redshirt freshman **Mark Jackson, Jr.** will also be a factor on the edge. Listed as a defensive end/outside linebacker, Jackson could see action at both positions as defensive coordinator **Mike Stoops** looks to maximize his pass-rushing acumen.

The Sooners added four linemen for 2017 in junior college transfer **Dillon Faamatau** (6-3, 305 tackle from Norwalk, Calif.), **Troy James** (6-0, 288 tackle from Baton Rouge, La.), **Tyreece Lott** (6-2, 270 tackle from Ardmore, Okla.) and **Isaiah Thomas** (6-4, 239 end from Tulsa, Okla.). Thomas was the highest rated of the bunch, listed as the country's No. 13 weakside defensive end by Rivals and No. 19 by 247Sports.

LINEBACKERS

The Sooners will be young but talented at inside linebacker in 2017. The task at hand for position coach **Tim Kish** will be filling the production void created by the departure of middle backer Jordan Evans, a 2016 first-team All-Big 12 pick who led Oklahoma in both tackles (98) and interceptions (four). To improve on its defense from a year ago, OU must not only replace Evans' production, but also his leadership and field general presence.

Emmanuel Beal made nine starts alongside Evans last season, but with OU transitioning from a 3-4 defense to a four-man front there figures to be stronger competition at

LB OGBONNIA OKORONKWO





middle linebacker in 2017. At 6-0 and 218 pounds, Beal is a touch smaller than a prototypical linebacker but makes up for it with quickness, speed and hardnosed tackling.

Also gunning for the job are junior special teams ace **Curtis Bolton** and **Jon-Michael Terry**. Terry is a 6-2, 240-pound redshirt freshman who drew high praise from coaches during summer workouts a year ago.

The outside backer position, coached by **Mike Stoops**, will be the strength of OU's linebacking corps. Perhaps the team's best defender in 2016, redshirt senior **Ogbonnia Okoronkwo** returns to lead the Sooners' pass rush. He ranked third in the Big 12 with 9.0 sacks a year ago and was a constant problem for opposing signal callers. Okoronkwo, who will also work at end, has great ability to get around offensive tackles with his speed and lean, and was also a force in the run game. He notched 12.0 tackles for loss.

Opposite Okoronkwo, sophomore **Caleb Kelly** settled into a starting role in 2016. The former five-star recruit made a big impact, starting each of OU's last six games. The Sooner defense gave up just under 20 points per contest in those final six outings as Oklahoma raced to a second straight conference championship and a Sugar Bowl title. Recognized as the 14th overall recruit in his class by Rivals and 17th by Scout, Kelly just scratched the surface of his potential last year. The Sooners will no doubt expect even bigger things from the 6-3, 229-pound Fresno, Calif., product this season.

Another former five-star recruit, **Ricky DeBerry** is at outside backer again after a trial in the spring on the inside. At 6-1 and 235 pounds, the Sooners are hopeful to translate DeBerry's freakish natural talent to production on game day.

Four freshman linebackers arrived for 2017 with Army All-Americans **Levi Draper** and **Addison Gumbs** earning top billing at the inside and outside spots, respectively. **K'Jakyre Daley** (outside) and **Kenneth Murray** (inside) created a buzz upon getting to Norman and could play in year one. Gumbs and Daley could also see time at end.

SECONDARY

The Sooners return three starters and a pair of nickelback options in the secondary. OU must replace veteran safety Ahmad Thomas, but senior **Steven Parker** returns at the other safety position for an experienced defensive backs unit that led the Big 12 last year by allowing opponents to complete just 54.7 percent of their passes. A vocal leader who also sometimes plays nickelback, Parker has made 30 career starts and was an honorable mention All-Big 12 pick in 2016.

Assistant defensive coordinator and defensive backs coach **Kerry Cooks** will have both his starting corners back for the 2017 season. Senior **Jordan Thomas** will lock down one side of the field while sophomore **Jordan Parker** will again look to take the other. A tenacious competitor, Thomas excels in coverage and consistently disrupts opposing passing attacks. In 2016, he tied for second nationally by breaking up 1.5 passes per game en route to earning first-team All-Big 12 honors, and in 2015, he ranked fourth in the Big 12 with five interceptions.

As a true freshman last year, Jordan Parker was thrust into a starting role despite missing much of summer and fall workouts following a pair of heart surgeries. He saw his first action against Texas and then started the last eight games of the season, recording 36 tackles, three pass breakups, one tackle for loss and a forced fumble. At 5-11 and 188 pounds, the sky is the limit for the former four-star recruit from Pittsburg, Calif.

In nickel situations last year, junior **Kahlil Haughton** took over safety duties while Steven Parker slid to the nickel role in the second half of season. OU also returns redshirt senior **Will Johnson**, who played nickelback for much of 2015.

Also providing depth in the secondary are junior **Prentice McKinney** and sophomores **Chanse Sylvie** and **Parnell Motley**. Sylvie is a safety who could see time in OU's nickel package, while Motley was impressive in the spring and will push for action opposite of Thomas at corner. In addition to the experienced players already on campus, the Sooners added five DBs to the incoming freshman class, four of them four-star recruits who were listed in the Rivals top 250.

THE SPECIAL TEAMS

PUNTING AND KICKING

For the second year in a row, **Austin Seibert** handled punting and placekicking duties for the Sooners in 2016. The Belleville, Ill., native hit 11 of his 16 field goal attempts with a long of 39 yards and was 72-of-74 on extra points. With great hang time to allow his coverage team to get into position, he also punted 48 times for an average of 41.1 yards,



► Senior defensive backs **Jordan Thomas** (left) and **Steven Parker** have combined for 58 career starts. Thomas, a cornerback who ranked fifth nationally in 2016 with 1.5 passes defended per game, has 28 starts while Parker has 30.

forced 29 fair catches and pinned opponents inside their own 20-yard line 22 times. Seibert stayed busy all year as he also handled kickoff duties, and with the Sooners' prolific offense, he had plenty of chances. He kicked 99 times, forcing a touchback on half of those (49). Also on the roster at the kicking positions are redshirt freshman **Reece Morrison**, redshirt junior **Kyle Pfau**, redshirt freshman **Braxton Pickard** and freshman **Reeves Mundschau**, who was rated by 247Sports as the nation's No. 2 punter.

RETURNS

A true unknown heading into preseason camp is the identity of OU's return men for 2017. Joe Mixon (21) and Dede Westbrook (nine) were responsible for 30 of OU's 35 kickoff returns. And all 12 of OU's punt returns were recorded by players no longer on the roster (including five by Westbrook and four by Mixon). **Mykel Jones** (two) and H-back **Carson Meier** (one) are the only returning players who ran back a kickoff last year, though Meier was an up-man. Joining Jones as possible candidates to return punts and kicks are redshirt sophomore running back **Rodney Anderson**, sophomore receiver **Marquise Brown** and first-year running backs **Kennedy Brooks**, **Trey Sermon** and **Marcelias Sutton**. Graduate transfer **Jeff Badet** could also contend for the role.

SPECIALISTS

Redshirt sophomore walk-on quarterback **Connor McGinnis** is back as the Sooners' holder this season, as is senior **Wesley Horky**, who handled punt and kick snaps a year ago. Horky was also one of OU's leading tacklers in punt coverage.



2016 HONORS

7 NATIONAL CHAMPIONSHIPS

10 BIG 12 CHAMPIONSHIPS

Head Coach Bob Stoops

Big 12 Coach of the Year

WR Mark Andrews

All-Big 12 First Team (TE)
Academic All-Big 12 First Team

WR Nick Basquine

Academic All-Big 12 First Team

LB Emmanuel Beal

Honorable Mention All-Big 12 Def. Newcomer of the Year

WR Grant Bothun

Academic All-Big 12 First Team

OL Orlando Brown

Second Team All-American (AP, FWAA)
Big 12 Offensive Lineman of the Year
All-Big 12 First Team

OL Alex Dalton

Academic All-Big 12 First Team

OL Bobby Evans

All-Big 12 Honorable Mention
Academic All-Big 12 First Team

LB Jordan Evans

All-Big 12 First Team
Big 12 Defensive Player of the Week (11/14)

FB Dimitri Flowers

All-Big 12 Second Team

LS Wesley Horkey

Academic All-Big 12 Second Team

LB Ruben Hunter

Academic All-Big 12 First Team

QB Baker Mayfield

Heisman Trophy Finalist
Burlsworth Trophy Winner

Davey O'Brien Award Finalist
Maxwell Award Finalist
Unitas Golden Arm Award Finalist
Walter Camp Player of the Year Semifinalist
All-American Second Team (FWAA)
All-American Third Team (AP)
All-Big 12 First Team
Honorable Mention Big 12 Offensive Player of the Year
Davey O'Brien Quarterback of the Week (10/25)

QB Connor McGinnis

Academic All-Big 12 First Team

FB Carson Meier

Academic All-Big 12 Second Team

WR A.D. Miller

Academic All-Big 12 First Team

OL Quinn Mittermeier

Academic All-Big 12 Second Team

RB Joe Mixon

All-Big 12 First Team
All-Big 12 Honorable Mention (KR/PR)
Big 12 Co-Offensive Player of the Week (10/24)
Academic All-Big 12 Second Team

OL Riley Nolan

Academic All-Big 12 First Team

LB Ogonnima Okoronkwo

All-Big 12 Second Team

S Steven Parker

All-Big 12 Honorable Mention

RB Samaje Perine

All-Big 12 Second Team
Big 12 Offensive Player of the Week (12/5)
Academic All-Big 12 First Team
CoSIDA Academic All-District First Team

OL Ben Powers

All-Big 12 Honorable Mention

OL Dru Samia

All-Big 12 Honorable Mention
Academic All-Big 12 Second Team

K/P Austin Seibert

Big 12 Special Teams Player of the Week (10/3)
Academic All-Big 12 First Team

S Ahmad Thomas

All-Big 12 Honorable Mention

CB Jordan Thomas

All-Big 12 First Team

FB Jaxon Uhles

Academic All-Big 12 First Team

DT Jordan Wade

All-Big 12 Second Team
Don Key Award

WR Dede Westbrook

First-team All-American (AFCA, AP, FWAA, SN, WC)
Biletnikoff Award Winner
Heisman Trophy Finalist
Hornung Award Finalist
Maxwell Award Semifinalist
Walter Camp Player of the Year Semifinalist
Big 12 Offensive Player of the Year
All-Big 12 First Team (WR)
All-Big 12 Second Team (KR/PR)
Big 12 Offensive Player of the Week (10/10)

OL Erick Wren

All-Big 12 Honorable Mention

OL ORLANDO BROWN



► Left tackle **Orlando Brown** was the 2016 Big 12 Offensive Lineman of the Year and earned second-team All-America honors from the Associated Press and Football Writers Association of America.



LINCOLN RILEY
HEAD COACH



COACHING STAFF



LINCOLN RILEY

FIRST SEASON AS HEAD COACH • YOUNGEST HEAD COACH IN FOOTBALL BOWL SUBDIVISION
WINNER OF 2015 BROYLES AWARD AS NATION'S TOP ASSISTANT COACH



THE RILEY FILE

Hometown Muleshoe, Texas
High School Muleshoe, 2002
College Texas Tech, 2006
Family Wife, Caitlin
..... Daughters, Sloan and Stella

COACHING HISTORY

2017: Oklahoma
Head Coach, Quarterbacks
2015-16: Oklahoma
Offensive Coordinator, Quarterbacks
2014: East Carolina
Asst. Head Coach, Off. Coord., Quarterbacks
2010-13: East Carolina
Offensive Coordinator, Quarterbacks
2008-09: Texas Tech
Inside Receivers
2007: Texas Tech
Wide Receivers
2006: Texas Tech
Offensive Assistant
2003-05: Texas Tech
Student Assistant/Offense

BOWLS COACHED (13)

2017 Sugar Oklahoma
2015 Orange (CFP) Oklahoma
2015 Birmingham East Carolina
2013 Beef 'O' Brady's East Carolina
2012 New Orleans East Carolina
2010 Military East Carolina
2010 Alamo Texas Tech
2009 Cotton Texas Tech
2008 Gator Texas Tech
2006 Insight Texas Tech
2006 Cotton Texas Tech
2004 Holiday Texas Tech
2003 Houston Texas Tech

A new era of Oklahoma football is underway. After presiding over two of the most prolific offensive seasons in program history, 33-year-old Lincoln Riley took over the OU head coaching reins on June 7, 2017, following the retirement of one of the most accomplished coaches of the last quarter century in Bob Stoops. OU's 22nd head coach, Riley served as OU's offensive coordinator and quarterbacks coach the last two seasons.

The Football Bowl Subdivision's youngest head coach, Riley takes over a program fresh off a 10th Big 12 championship and that is primed for more with a \$160 million south end zone project now complete. With some of the country's most eye-catching facilities, a highly touted 2017 recruiting class and coaching and support staffs that remain completely intact, Oklahoma's championship expectations are not altered in the least.

Originally from the 5,000-person West Texas town of Muleshoe, Riley made his name as perhaps the best up-and-coming star in college football by overseeing a balanced and explosive Oklahoma offense the last two seasons. In 2016, the Sooners led the nation in passing efficiency rating (their mark of 193.79 set an FBS record) and pass completion percentage (.706), while ranking second in total offense (554.8 ppg) and third in scoring offense (43.9 ppg) and third-down conversion percentage (.515). Only one team in school history averaged more yards per play than the Sooners' 7.5 in 2016 (the 1971 squad averaged 7.6). OU's potent offensive attack is a big reason the Sooners won a second straight Big 12 title and handled Auburn 35-19 in the Sugar Bowl.

Individual player accomplishments were abundant in 2016 under Riley's tutelage. Quarterback Baker Mayfield and wide receiver Dede Westbrook finished third and fourth in Heisman Trophy voting, respectively, marking just the fourth time since 1955 and first since 2004 that a pair of teammates from any school finished in the top four of Heisman balloting. Westbrook, the Big 12 Offensive Player of the Year, was OU's first unanimous All-American since 2004 and the Sooners' first recipient of the Biletnikoff Award as the nation's outstanding receiver. Running back Joe Mixon finished second nationally and set the OU single-season record with 2,331 all-purpose yards, while backfield mate Samaje Perine set the school career rushing record with 4,122 yards in only three seasons.

Riley was just as good for OU in his first season as offensive coordinator, earning the 2015 Broyles Award as the nation's top assistant coach after the Sooners ranked fourth nationally in scoring (43.5 ppg) and seventh in total offense (530.2 ppg). Mayfield, who finished fourth in Heisman voting, was the Big 12 Offensive Player of the Year and *Sporting News* national player of the year, while Westbrook was Big 12 Offensive Newcomer of the Year. With Riley leading a high-flying attack, eight offensive players earned all-league honors.

Oklahoma's newest head man joined the Sooners in January 2015 after he caught the eye of Stoops during a highly successful five-year stint as offensive coordinator and quarterbacks coach under Ruffin McNeill at East Carolina from 2010-14. With OU looking for a new play caller and wanting to get back to the up-tempo attack it helped make mainstream, Riley's numbers at ECU made him the perfect hire.

At East Carolina, Riley installed and directed a spread offensive scheme that made an immediate impact as the Pirates set more than 50 team or individual school offensive records in his five seasons with the program. His squads recorded the top five passing seasons in school history and the top four marks for total offense in a season.

He spent his final season with the Pirates serving in the role of assistant head coach/offensive coordinator/quarterbacks coach in 2014 as the team ranked third in the nation in passing offense (371.9 ypg) and was fifth in total offense (533.0 ypg). With Riley calling the shots, the Pirates set a single-season school record with 6,929 yards of total offense.

Riley's East Carolina offensive units routinely earned national top-10 rankings in major statistical categories such as passing offense (third in 2014, eighth in 2010), scoring offense (fifth in 2014, eighth in 2013), third-down conversion percentage (seventh in 2013) and red zone scoring efficiency (third in 2012, fifth in 2010).

Among his notable pupils, Riley helped transform a pair of East Carolina wide receivers into the most productive pass catchers in FBS history. He guided walk-on Justin Hardy to 387 career catches, breaking the NCAA record previously held by OU's Ryan Broyles (349). Hardy's 4,541 career receiving yards rank third all-time in FBS annals as he flourished in Riley's offense, registering three 1,000-yard seasons at ECU that culminated with a 121-catch, 1,494-yard year as a senior in 2014. Riley also coached recent second-round NFL draft selection Zay Jones for the first two years of his career. Jones went on to break Hardy's record and is the NCAA's leader in career receptions (399) and receptions in a season (158 in 2016).

Already overseeing Mayfield's record-setting career, Riley also developed dynamic quarterbacks Dominique Davis and Shane Carden at ECU. Conference USA's 2010 Newcomer of the Year, Davis set ECU career marks for completions and TD passes despite playing just two seasons. Davis ranked second among FBS signal callers with 393 completions and 46 total touchdowns in 2010. He set an NCAA record with a stretch of 36 straight completions in 2011.

Carden took over the job in 2012 and went on to break the majority of Davis' records, becoming the first 4,000-yard passer in program history and setting single-season standards for completion percentage (70.5 in 2013) and passing yards (4,736 in 2014). Carden earned Conference USA MVP honors in 2013 and was the American Conference's Offensive Player of the Year in 2014. He led all FBS passers with 392 completions in 2014.

Prior to East Carolina, Riley spent seven seasons on the staff at Texas Tech, where he was part of seven bowl teams and five bowl wins. During that span, Red Raiders quarterbacks won NCAA passing titles in 2003, 2004, 2005 and 2007. A walk-on quarterback at Tech during the spring and summer of 2003 who then became a student coach, Riley immersed himself in head coach Mike Leach's offense and worked his way into a full-time position as wide receivers coach in 2007. He served as inside receivers coach in 2008 and '09, and eventually called plays as interim offensive coordinator in the 2010 Alamo Bowl, where the Red Raiders racked up 579 yards in a 41-31 victory over Michigan State to cap the 2009 season.

Under Riley's guidance in 2007, wide receiver Michael Crabtree won the Biletnikoff Award after smashing Big 12 records and NCAA freshman standards with 134 receptions for 1,962 yards. Crabtree also accumulated 22 touchdown catches his first season. In fact, wide receiver Danny Amendola joined Crabtree that year as Texas Tech receivers who each amassed 100-catch, 1,000-yard efforts.

A 2006 Texas Tech graduate who earned a Bachelor of Science degree in exercise and sport sciences, Riley and his wife, Caitlin, have two daughters, Sloan and Stella.



OU'S NATIONAL OFFENSIVE RANKINGS UNDER RILEY

Category	2015	2016
Total Offense	7 (530.2)	2 (554.8)
Scoring Offense	4 (43.5)	3 (43.9)
Passing Efficiency	4 (167.6)	1 (193.8)*
Passing Offense	17 (308.2)	12 (318.0)
Rushing Offense	23 (222.1)	18 (236.8)
3rd Down Conversion Pct.	29 (.436)	4 (.515)
1st Downs Per Game	7 (27.1)	7 (25.3)

*FBS single-season record

THE WORD ON RILEY

"He's more like me than some of the other coaches we've had. Being able to relate to players, the intensity, the details. Just his game management, those things. And then I think there's just a leadership quality you recognize when players are really listening to a guy and really taking to heart what he's saying. And then go out and demonstrate it. I just felt his leadership in a lot of those areas was evident to me."

— **Bob Stoops, Former OU Head Coach**

"I am thrilled that Lincoln Riley is in position to take over as the head coach. He is widely regarded as one of the brightest minds in college football and there is no question in my mind that he is the complete package. Our program is in very good hands. Lincoln and I have a great relationship and I can't wait to embark on this new era with him."

— **Joe Castiglione, OU Vice President and Athletics Director**

"Coach Riley enjoys the complete confidence of the administration and university community. He has the talent and personal character to be a worthy successor to Coach Stoops."

— **David L. Boren, OU President**

"That's who I would have hired. Perfect fit. It doesn't surprise me. It's the right move. You couldn't hire anybody else. The guy runs the playbook, recruits the quarterbacks. He's the guy. You want someone to keep continuity. Same quarterback, same system, same recruiting."

— **Barry Switzer, Former OU and Dallas Cowboys Head Coach**

"The same thing happened when I hired him at East Carolina that first year. Everybody thought he was young. You know when you know. I had no doubt he was ready, and once people get to know him and see how he conducts himself and handles himself, they'll see."

— **Ruffin McNeill, OU Assistant Head Coach and Former East Carolina Head Coach**

"He makes you feel welcome and invited and comfortable when you're around him. (And) he has the intellect to be able to communicate and talk to you whether you're the CEO of Microsoft or my 2-year-old who wants to use the silverware as drumsticks. I think that's why our players gravitate toward him."

— **Dennis Simmons, OU Assistant Coach**

"He always used to talk about, 'Prepare for where you want to be at, not where you're at.' I think everyone that's been around him isn't surprised he's a head coach right now. He always felt like a head coach to me."

— **Shane Carden, Former East Carolina Quarterback**

LISTENING TO LINCOLN

On the University of Oklahoma:

"This institution is bigger than any one person. It has traditions that stretch back far longer than I've been alive. I know there's a certain standard that I need to live up to, and I plan to do everything I can to surround this program with the right people and bring in the right players in order to do just that."

On being named OU's head coach:

"Coaching at Oklahoma is a dream come true for me and for my family. I am extremely grateful to President Boren, Joe Castiglione, Chairman (Clay) Bennett and the OU Board of Regents for believing in me and affording me this opportunity. I look forward to continuing the tradition of excellence that Coach (Bob) Stoops and so many others before him have instilled in this great program."

On Bob Stoops:

"I've always been told that a coach's job is to take someone to a place they can't reach by themselves. Working under Coach Stoops was basically a master class in how to do that. He always understood that his job was to set the tone for everyone, from the offensive coordinator to the walk-on long snapper. And that was something that stretches well beyond football."

On being the youngest FBS head coach at 33:

"I think it's about your experiences, who you've worked with and the things you've learned and taken in. And it's about your opportunities and making the most of them. A lot of people ask about that. If we're successful here, it's not going to be because I was young or I was old. It's going to be because I was the right person for it. That's the way I try to look at it."

On his 1,800-square-foot office:

"Our guys know they can come in here any time. This is their office. This isn't my office. This is the program's office."



On what he looks for in recruits:

"One of my biggest priorities as a head coach will be recruiting the right kind of football player. I want kids whose main goal isn't to play at OU, but to achieve things far beyond that. We aren't looking for guys who we're going to have to hunt down for academic appointments or workouts. As a program, we simply don't have time for that. Height, weight and speed are all simple things to measure. They're plainly visible. Willingness to grow? That's trickier, but it's the metric that is going to help OU football continue to thrive."

On his message to OU fans:

"I'd just like to say it's been a great two-year run so far and I'm thrilled for this new role. I'm very thankful and appreciative for all the well-wishes and support so far. Everything we do here will always be a team effort and every part of it is important. The players are important, the coaches, the staff, the administration, and you guys are just as important as anybody to everything we do; from recruiting, to things for our current players, to game day, to our success. I know you're right there with us every step of the way and I appreciate you and I'll give you everything I have."



THE RILEY FAMILY



HEAD COACH

7 NATIONAL CHAMPIONSHIPS

10 BIG 12 CHAMPIONSHIPS

RILEY'S YEAR-BY-YEAR ASSISTANT COACHING RECORD

YEAR	SCHOOL	OVERALL	CONFERENCE	FINAL AP RANK	BOWL GAME	SEASON NOTE
2007	Texas Tech	9-4	4-4	22	Gator Bowl (Beat Virginia, 31-28)	Coached Biletnikoff Award winner Michael Crabtree (1,962 rec. yards, 22 TD catches)
2008	Texas Tech	11-2	7-1	12	Cotton Bowl (Lost to Mississippi, 47-34)	Started 10-0 and spent three weeks at No. 2 in AP poll; Crabtree won Biletnikoff again
2009	Texas Tech	9-4	9-3	21	Alamo Bowl (Beat Michigan State, 41-31)	Served as interim offensive coordinator in bowl game and made play-calling debut
2010	East Carolina	6-7	5-3	—	Military Bowl (Lost to Maryland, 51-20)	QB Dominique Davis ranked second in FBS in completions (393) and total TDs (46)
2011	East Carolina	5-7	4-4	—	—	QB Dominique Davis set NCAA record with 36 consecutive completions
2012	East Carolina	8-5	7-1	—	New Orleans Bowl (Lost to La.-Lafayette, 49-34)	QB Shane Carden became first 4,000-yard passer in ECU history
2013	East Carolina	10-3	6-2	—	Beef O'Brady's Bowl (Beat Ohio, 37-20)	Carden C-USA MVP, set ECU single-season mark for completion pct. (70.5)
2014	East Carolina	8-5	5-3	—	Birmingham Bowl (Lost to Florida, 28-20)	Set program record for total offense (6,929); Carden AAC Off. Player of Year
2015	Oklahoma	11-2	8-1	5	Orange Bowl (CFP Semifinal) (Lost to Clemson, 37-17)	Won Broyles Award as nation's top assistant coach
2016	Oklahoma	11-2	9-0	5	Sugar Bowl (Beat Auburn, 35-19)	Baker Mayfield, Dede Westbrook finished third, fourth in Heisman voting



SINCE RILEY'S OU ARRIVAL IN 2015

- 22-4 overall record (.846)
- 17-1 Big 12 record (.944); two Big 12 championships
- 2015 College Football Playoff (Orange Bowl)
- 2016 Sugar Bowl title
- Third nationally in scoring offense in 2016 (43.9 ppg) and fourth in 2015 (43.5 ppg)
- Set FBS single-season record for team passing efficiency rating (193.8) in 2016; Baker Mayfield set individual FBS standard with 196.4 mark
- Mayfield fourth place in 2015 Heisman voting
- Mayfield 2015 *Sporting News* western player of the year
- Mayfield (third place) and Dede Westbrook (fourth place) 2016 Heisman Trophy finalists
- Westbrook 2016 unanimous All-American (OU's first since 2004) and OU's first Biletnikoff Award winner





THE McNEILL FILE

Hometown Lumberton, N.C.
 High School Lumberton, 1976
 College East Carolina, 1980
 Clemson, 1987
 Family Wife, Erlene
 Daughters, Renata and Olivia

COACHING HISTORY

2017: Oklahoma
 Assistant Head Coach, Defensive Tackles
2016: Virginia
 Assistant Head Coach, Inside Linebackers
2010-15: East Carolina
 Head Coach
2008-09: Texas Tech
 Assistant Head Coach, Defensive Coordinator
2007: Texas Tech
 Asst. Head Coach, Interim Def. Coord, Def. Tackles
2003-06: Texas Tech
 Assistant Head Coach, Special Teams Coordinator
2000-02: Texas Tech
 Linebackers
1999: Fresno State
 Defensive Coordinator
1998: UNLV
 Assistant Head Coach, Defensive Coordinator
1997: UNLV
 Defensive Coordinator
1993-96: Appalachian State
 Defensive Coordinator
1992: East Carolina
 Defensive Line
1989-91: Appalachian State
 Linebackers
1988: North Alabama
 Linebackers
1987: Austin Peay
 Linebackers
1985-86: Clemson
 Graduate Assistant
1980-84: Lumberton High School
 Assistant Coach

BOWLS COACHED (17)

2015 Birmingham East Carolina
 2013 Beef 'O' Brady's East Carolina
 2012 New Orleans East Carolina
 2010 Military East Carolina
 2010 Alamo Texas Tech
 2009 Cotton Texas Tech
 2008 Gator Texas Tech
 2006 Insight Texas Tech
 2006 Cotton Texas Tech
 2004 Holiday Texas Tech
 2003 Houston Texas Tech
 2002 Tangerine Texas Tech
 2001 Alamo Texas Tech
 2000 GalleryFurniture.com Texas Tech
 1999 Las Vegas Fresno State
 1986 Gator Clemson
 1985 Independence Clemson

BOWLS PLAYED (1)

1978 Independence East Carolina

RUFFIN McNEILL

ASSISTANT HEAD COACH/DEFENSIVE TACKLES | FIRST SEASON

Coaching Notes and Accomplishments

- Named Oklahoma's assistant head coach and defensive tackles coach on June 14, 2017.
- Arrived at OU from Virginia, where he served the 2016 season as assistant head coach and defensive line coach.
- "I'm very excited that Ruffin McNeill is joining our coaching staff," said OU head coach Lincoln Riley. "Personally, I have a great history with him from our time together at Texas Tech and East Carolina. We're getting an extremely high-quality person and coach. Our team and fans will love the personality and energy he'll bring to our program."
- Named the 20th head coach at East Carolina, his alma mater, on Jan. 21, 2010, and served in that capacity for six seasons (2010-15). Riley was his offensive coordinator for the first five of those seasons before he was hired at OU.
- Posted a 42-34 record at ECU. His teams played in four bowl games and beat Ohio 37-20 in the 2013 Beef O'Brady's Bowl.
- In 2014, East Carolina began the season with a 6-1 record and resided in the Associated Press Top 25 Poll for six weeks. ECU used an explosive offensive unit that rated among the nation's top five in passing (third), first downs (fourth) and total yards (fifth). Defensively, only 10 FBS teams were better against the run, as the Pirates allowed just 111.8 yards per game.
- East Carolina recorded 10 victories in 2013, which ranks as the second-highest single-season win total in school history. That squad also broke or matched 52 individual and team single-game, single-season and all-time standards, while both sides of the ball combined to rank among the top 15 nationally in 12 statistical categories. The Pirates finished 7-1 in Conference USA that year.
- Under his watch, East Carolina walk-on wide receiver Justin Hardy became the most productive pass catcher in FBS history with 387 career catches, breaking the NCAA record previously held by OU's Ryan Broyles (349). Hardy's record was broken by Zay Jones, who played for McNeill for three seasons (2013-15). Jones finished with 399 catches.
- Prior to East Carolina, spent 10 seasons at Texas Tech, where he first worked with Riley. During his time with the Red Raiders, McNeill coached linebackers (2000-02), special teams (2003-06) and defensive tackles (2007).
- Served as Texas Tech's interim defensive coordinator in 2007 before being promoted to the spot full-time for the 2008 and 2009 seasons. Concluded the 2009 campaign as the Red Raiders' interim head coach

by rallying No. 21 Texas Tech to a 41-31 victory over Michigan State at the Valero Alamo Bowl with Riley making his debut as offensive play caller.

- Coaching career began at Lumberton High School (1980-84) and he went on to work at Clemson (1985-86), Austin Peay (1987), North Alabama (1988), Appalachian State (1989-91, 1993-96), East Carolina (1992), UNLV (1997-98) and Fresno State (1999). He also spent time with the Miami Dolphins as a summer intern in 1996.

- McNeill and his wife, Erlene, have two daughters and a granddaughter. Renata McNeill Petrekin and son-in-law Lincoln Petrekin reside in Coral Gables, Fla., with their daughter Isabella, while Olivia McNeill works at Brown University in Providence, R.I.

Accomplishments as a Player

- Four-year letterwinner at East Carolina from 1976-80 under legendary head coach Pat Dye.
- Three-year starter at defensive back and team captain for two years.
- Helped lead ECU to the Southern Conference Championship in 1976 and an Independence Bowl berth in 1978.

Prominent Pupils

- Zay Jones (East Carolina), Bills
 All-America First Team; NCAA record holder for single-season and career receptions
- Justin Hardy (East Carolina), Falcons
 Burlsworth Trophy; All-Conference USA First Team; All-AAC First Team
- Shane Carden (East Carolina)
 Conference USA MVP; AAC Offensive Player of the Year
- Dominique Davis (East Carolina), Winnipeg Blue Bombers
 Conference USA Newcomer of the Year
- Dwayne Harris (East Carolina), Giants
 All-Conference USA First Team
- Cam Worthy (East Carolina)
- Lawrence Flugence (Texas Tech)
 Third Team All-American; All-Big 12 Second Team
- John Saldi (Texas Tech)
 Honorable Mention All-Big 12; Defensive MVP Tangerine Bowl
- Mike Smith (Texas Tech)
 All-Big 12 Second Team
- Alex Trlica (Texas Tech)
 All-Big 12 First Team
- Wes Welker (Texas Tech)
 Freshman All-American; All-Big 12 First Team; Texas Tech Hall of Fame
- Colby Whitlock (Texas Tech)
 Freshman All-American; All-Big 12 Second Team

RUFFIN McNEILL





MIKE STOOPS

DEFENSIVE COORDINATOR/OUTSIDE LINEBACKERS | 11TH SEASON

THE STOOPS FILE

Hometown Youngstown, Ohio
 High School Cardinal Mooney, 1980
 College Iowa, 1986
 Family Wife, Erin;
 Daughter, Payton;
 Son, Colton; Stepson, Ozzy

COACHING HISTORY

2017: Oklahoma
 Defensive Coordinator, Outside Linebackers
2015-16: Oklahoma
 Assoc. Head Coach, Def. Coord., Outside LBs
2013-14: Oklahoma
 Assoc. Head Coach, Def. Coord., Safeties
2012: Oklahoma
 Assoc. Head Coach, Def. Coord., Def. Backs
2004-11: Arizona
 Head Coach
1999-03: Oklahoma
 Assoc. Head Coach, Co-Def. Coord., Def. Backs
1998: Kansas State
 Asst. Head Coach, Def. Coord., Def. Backs
1997: Kansas State
 Co-Defensive Coord., Defensive Backs
1996: Kansas State
 Co-Defensive Coord., Defensive Ends
1992-95: Kansas State
 Defensive Ends
1988-91: Iowa
 Linebackers, Defensive Backs

BOWLS COACHED (23)

2017 Sugar Oklahoma
 2015 Orange (CFP) Oklahoma
 2014 Russell Athletic Oklahoma
 2014 Sugar Oklahoma
 2013 Cotton Oklahoma
 2010 Alamo Arizona
 2009 Holiday Arizona
 2008 Las Vegas Arizona
 2004 Sugar (BCS NCG) Oklahoma
 2003 Rose Oklahoma
 2002 Cotton Oklahoma
 2001 Orange (BCS NCG) Oklahoma
 1999 Independence Oklahoma
 1998 Alamo Kansas State
 1998 Fiesta Kansas State
 1997 Cotton Kansas State
 1995 Holiday Kansas State
 1994 Aloha Kansas State
 1993 Copper Kansas State
 1991 Holiday Iowa
 1990 Rose Iowa
 1988 Peach Iowa
 1987 Holiday Iowa

BOWLS PLAYED (4)

1984 Freedom Iowa
 1983 Gator Iowa
 1982 Peach Iowa
 1982 Rose Iowa

Coaching Notes and Accomplishments

- Rejoined the Oklahoma staff in 2012 after an eight-year stint as head coach at the University of Arizona.
- Has coached 29 NFL Draft picks while players under his direction have combined for 11 national awards, 13 All-America honors, 41 all-conference honors and 48 academic all-conference accolades.
- Presided over a 2015 OU defense that led the Big 12 in total defense (364.5 ypg), scoring defense (22.0 ppg), passing defense (202.8 ypg), pass efficiency defense (108.5) and sacks (3.08 per game). The Sooners also finished second in the league in rushing defense (161.7 ypg) and interceptions (1.5 per game).
- ESPN.com named him the Big 12's top assistant coach in February 2014 and Rivals.com named him the league's top recruiter in 2013.
- The Sooners led the Big 12 in run defense (106.4 ypg) under his direction in 2014 and did not permit an individual 100-yard rusher.
- Revamped the Oklahoma defensive scheme in 2013, giving the Sooners more multiple looks. That move paid immediate dividends as OU led the Big 12 in total defense (350.2 ypg) for the first time since 2006. The Sooners also led the Big 12 in pass defense (212.5 ypg).
- In total, the Sooners saw marked improvement in 10 major defensive categories in 2013 under Stoops. OU ranked second in the Big 12 in both rushing defense (137.6 ypg) and scoring defense (22.1 ppg) – a decrease of 55.4 ypg and 3.4 ppg compared to 2012.
- Perhaps two of the biggest areas of improvement for the Sooners in 2013 came in term of takeaways (24) and third-down defense (60-178, 33.7%). OU forced eight more turnovers compared to 2012, while the club led the Big 12 and tied for 10th in the nation in terms of third-down conversions permitted. Oklahoma also allowed a league-low 17.9 first downs per game in 2013.
- Oklahoma's pass rush returned to roots of creating havoc in 2013 as well. The Sooners racked up 33.0 sacks, up from 24.0 a year earlier. OU registered 7.0 of those sacks in a 45-31 Sugar Bowl win vs. Alabama.
- Making OU's 2013 defensive accomplishments even more impressive were the host of young players who made immediate contributions, including LB Dominique Alexander and CB Zack Sanchez, who both earned Freshman All-America honors. Sophomore Charles Tapper (first team) and Eric Striker (second team) also earned All-Big 12 accolades from the conference's coaches.
- Is the only coach to have an athlete win both the Nagurski Award (best defensive player) and Thorpe Award (best defensive back) in the same season and has done so twice (Roy Williams 2001 and Derrick Strait 2003).
- Four of his five OU defenses finished seventh or better nationally in scoring defense and in the top 10 for total defense from 1999-03.

- As head coach at Arizona, guided program to a school-record three consecutive bowl games (2008, 2009 and 2010 seasons). His 2010 squad achieved UA's highest regular-season ranking (No. 9) in 13 years. His 2009 team finished second in the Pac-10, its highest finish in 13 seasons.
- Posted nine wins over nationally ranked opponents and defeated a ranked team in each of his first seven seasons at Arizona, establishing 84 program records under his watch.
- In 2003, OU was among the FBS' best in total defense (third), pass defense (second), scoring defense (fifth) and turnover margin (fifth).
- OU ranked sixth in scoring defense and 10th in total defense in 2002 after finishing fourth in both scoring and total defense in 2001.
- Oklahoma's 2000 national championship squad was second among FBS squads in pass defense efficiency, fifth in takeaways, seventh in scoring defense and eighth in total defense.

Accomplishments as a Player

- All-American at Iowa as DB (1984)
- Two-Time All-Big Ten (1983, 1984)
- Led Big Ten in interceptions (1983)

Prominent Pupils

- Eric Striker (Oklahoma)
 All-America First Team, Two-time All-Big 12 First Team
- Devante Bond (Oklahoma), Buccaneers
- Aaron Colvin (Oklahoma), Jaguars
 Two-time All-Big 12 First Team
- Tony Jefferson (Oklahoma), Ravens
 2012 Second-Team All-American
- Nick Foles (Arizona), Eagles
- Brooks Reed (Arizona), Falcons
 2010 First-Team All-Pac 10
- D'Aundre Reed (Arizona)
- Rob Gronkowski (Arizona), Patriots
- Earl Mitchell (Arizona), 49ers
- Mike Thomas (Arizona)
- Antoine Cason (Arizona)
 2007 Jim Thorpe Award Winner, 2007 All-American
- Spencer Larsen (Arizona)
- Nick Folk (Arizona), Buccaneers
- Antonio Perkins (Oklahoma)
 2003 All-American
- Derrick Strait (Oklahoma)
 Jim Thorpe Award, Nagurski Award, All-American (2003)
- Roy Williams (Oklahoma)
 Jim Thorpe Award, Nagurski Award, All-American (2001)
- Brandon Everage (Oklahoma)
 2001 All-American
- J.T. Thatcher (Oklahoma)
 All-American, Mosi Tatupu Award (2000)

One-Time Pro Bowler

Four-Time Pro Bowler

One-Time Pro Bowler

Five-time Pro Bowler

THE STOOPS FAMILY





THE GUNDY FILE

HometownMidwest City, Okla.
 High SchoolMidwest City, 1990
 CollegeOklahoma, 1994
 FamilyWife, Kristi
Son, Kennedy Cale
Daughter, Caitlin Rae

COACHING HISTORY

2017: Oklahoma

Co-Off. Coord., Dir. of Recruiting, Inside Receivers

2015-16 Oklahoma

Asst. Head Coach, Dir. of Recruiting, Inside Receivers

2005-14: Oklahoma

Director of Recruiting, Running Backs

1999-04: Oklahoma

Running Backs

1996-98: UAB

Running Backs

1995: UAB

Quarterbacks

1994: Oklahoma

Student Assistant Coach

BOWLS COACHED (19)

2017SugarOklahoma
 2015Orange (CFP)Oklahoma
 2014Russell AthleticOklahoma
 2014SugarOklahoma
 2013CottonOklahoma
 2011InsightOklahoma
 2011FiestaOklahoma
 2009SunOklahoma
 2009BCS National Championship... Oklahoma
 2008FiestaOklahoma
 2007FiestaOklahoma
 2005HolidayOklahoma
 2005Orange (BCS NCG)Oklahoma
 2004Sugar (BCS NCG)Oklahoma
 2003RoseOklahoma
 2002CottonOklahoma
 2001Orange (BCS NCG)Oklahoma
 1999IndependenceOklahoma
 1994CopperOklahoma

BOWLS PLAYED (2)

1993John HancockOklahoma
 1991GatorOklahoma

CALE GUNDY

CO-OFFENSIVE COORDINATOR/DIRECTOR OF RECRUITING/INSIDE RECEIVERS | 19TH SEASON

Coaching Notes and Accomplishments

• Was named co-offensive coordinator this past offseason. Enters his third season coaching inside receivers after a successful 16-year stint as Oklahoma's running backs coach.

• Key part of offensive staff that saw 2016 unit rank first nationally in passing efficiency rating (mark of 193.79 set an FBS record) and pass completion percentage (.706), second in total offense (554.8 ypg) and third in scoring offense (43.9 ppg).

• Coached Sterling Shepard in 2015, who was an ESPN.com first-team All-American and a first-team All-Big 12 selection. Shepard caught 86 passes for 1,288 yards and 11 touchdowns on the year.

• Former OU quarterback owns a distinguished pedigree of performers who have excelled in the NFL ranks, including 2012 NFL MVP and three-time rushing champion Adrian Peterson, as well as two-time Pro Bowler DeMarco Murray, who claimed the NFL rushing crown in 2014.

• The two most prolific rushing seasons under head coach Bob Stoops came in 2013 and 2014 under Gundy's direction. OU led the Big 12 and ranked 10th in the FBS, averaging 261.2 rushing ypg in 2014 after registering 223.9 ypg on the ground in 2013.

• Gundy's star pupil in 2014 was true freshman RB Samaje Perine, who led the Big 12 in rushing (131.8 ypg) and set the FBS single-game rushing record with 427 yards vs. Kansas (11/22/14).

• Perine finished 2014 with 1,713 rushing yards, the second-highest total by a freshman in OU history behind only Adrian Peterson (1,925 in 2014) and a figure that ranked eighth among all FBS players in 2014.

• Perine averaged 6.5 yards per carry and led Big 12 non-kickers with 126 points on a league-best 21 rushing touchdowns. After averaging 5.2 yards per carry and rushing for 19 TDs in 2013, the Sooners averaged 6.1 yards per carry and scored 40 rushing TDs in 2014.

• RB Brennan Clay averaged 6.6 yards per carry in 2013, registering a career-high 200 rushing yards in a win at Kansas State (11/23/13).

• JUCO transfer Damien Williams earned All-Big 12 Second Team honors under Gundy in 2012, while walk-on Dominique Whaley led OU in rushing in 2011 with three 100-yard outings in seven games.

• In 2010, DeMarco Murray broke Steve Owens' 41-year-old OU record for career TDs, Joe Washington's 35-year-old mark for all-purpose yards and OU's single-season mark for catches by a running back (71). Murray's 1,571 career receiving yards are also an Oklahoma RB record.

• Chris Brown and Murray become the first OU players on the same roster to eclipse 40 career TDs (did it during the 2009 season).

• In 2008, OU had two 1,000-yard rushers in Murray and Brown. OU

rushed for 205.5 ypg and averaged 4.8 yards per carry. The 2007 season saw three different backs eclipse the 500-yard mark, led by Allen Patrick with 1,097. Murray was a Freshman All-American.

• In 2004, Adrian Peterson set the NCAA freshman rushing record with 1,925 yards, the best single-season mark in Oklahoma history.

• Coached Quentin Griffin, who ranks as the third-leading rusher in OU history with 3,756 yards. In 2002, he gained 1,884 yards (No. 6 NCAA/134.6 ypg).

• Griffin became the Sooners' first 1,000-yard rusher since 1998 and also finished his career with 169 receptions (most by a running back in OU history) and 1,337 yards.

• In 2000, OU backs produced 32 rushing TDs, up from 15 in 1999. First-team All-Big 12 honoree Griffin scored 16 of those, including six against Texas to set a Sooner record.

Accomplishments as a Player

• Played at OU (1990-93) and held virtually every OU single-game, single-season and career passing record prior to head coach Bob Stoops' arrival.

• Paced the Sooners to a 31-13-2 record in his four seasons, earning All-Big Eight First Team honors as a senior.

• One of only six OU quarterbacks to throw for more than 4,000 yards (Baker Mayfield, Landry Jones, Sam Bradford, Josh Heupel, Jason White).

• Big Eight Offensive Newcomer of the Year in 1990 with marks for completions (54), attempts (109) and yards (904).

Prominent Pupils

• Mark Andrews (Oklahoma)

All-Big 12 First Team

• Sterling Shepard (Oklahoma), Giants

All-America First Team; All-Big 12 First Team

• Samaje Perine (Oklahoma), Redskins

All-America Third Team; All-Big 12 First Team, OU career rushing leader

• Damien Williams (Oklahoma), Dolphins

All-Big 12 Second Team

• DeMarco Murray (Oklahoma), Titans

All-Big 12; NFL's leading rusher (2014)

• Adrian Peterson (Oklahoma), Saints

Consensus All-American; Heisman runner-up;

2012 National Football League MVP

Three-time NFL leading rusher (2008, 2012, 2015)

• Quentin Griffin (Oklahoma)

All-Big 12 First Team; All-America Second Team

Two-time Pro Bowler

Seven-time Pro Bowler



THE GUNDY FAMILY



ASSISTANT COACHES

7 NATIONAL CHAMPIONSHIPS

10 BIG 12 CHAMPIONSHIPS



BILL BEDENBAUGH

CO-OFFENSIVE COORDINATOR/OFFENSIVE LINE | FIFTH SEASON

THE BEDENBAUGH FILE

HometownSt. Charles, Ill.
 High SchoolSt. Charles, 1990
 CollegeIowa Wesleyan, 1995 (B.S.)
Texas Tech, 2001 (M.S.)
 FamilyWife, Maryde
Son, William
Daughter, Lacy

COACHING HISTORY

2017: Oklahoma
 Co-Offensive Coordinator/Offensive Line
2016: Oklahoma
 Assistant Offensive Coordinator/Offensive Line
2013-2015: Oklahoma
 Offensive Line
2011-12: West Virginia
 Offensive Line
2010: Arizona
 Co-Offensive Coordinator, Offensive Line
2007-09: Arizona
 Running Game Coordinator, Offensive Line
2005-06: Texas Tech
 Offensive Line
2003-04: Texas Tech
 Running Backs
2000-02: Texas Tech
 Graduate Assistant/Offensive Line
1999: Ferris State
 Running Game Coordinator, Offensive Line
1997-98: Central Michigan
 Graduate Assistant/Offensive Line
1996: Valdosta State
 Offensive Line
1995: Oklahoma Panhandle State
 Offensive Line

BOWLS COACHED (16)

2017.....Sugar.....Oklahoma
 2015.....Orange (CFP).....Oklahoma
 2014.....Russell Athletic.....Oklahoma
 2014.....Sugar.....Oklahoma
 2012.....Pinstripe.....West Virginia
 2012.....Orange.....West Virginia
 2010.....Alamo.....Arizona
 2009.....Holiday.....Arizona
 2008.....Las Vegas.....Arizona
 2006.....Insight.com.....Texas Tech
 2005.....Cotton.....Texas Tech
 2004.....Holiday.....Texas Tech
 2003.....Houston.....Texas Tech
 2002.....Tangerine.....Texas Tech
 2001.....Alamo.....Texas Tech
 2000.....Gallery Furniture.....Texas Tech

Coaching Notes and Accomplishments

- Was named co-offensive coordinator this past offseason after serving 2016 as assistant offensive coordinator.
- Has established himself as one of the nation's top developers of offensive line talent since joining the Sooners in 2013. He was also named one of Rivals.com's top 25 recruiters of 2017.
- OU's 2016 offensive line overcame early season shuffling due to injuries to help Sooners to one of most productive offensive years in school history, ranking first nationally in passing efficiency rating (mark of 193.79 set an FBS record) and pass completion percentage (.706), second in total offense (554.8 ypg) and third in scoring offense (43.9 ppg). OU also led the Big 12 by allowing just 1.6 sacks per game. Left tackle Orlando Brown was the Big 12 Offensive Lineman of the Year.
- Coached a 2015 offensive line unit that featured first-team All-Big 12 honorees Ty Darlington and Nila Kasitati. Darlington also won the Campbell Trophy, Wuerffel Trophy and Bowden Award for his efforts on and off the field. OU started a pair of freshmen at the tackle positions, including left tackle Orlando Brown, who was named a Freshman All-American by the *Sporting News*. The line led the way for an offense that ranked No. 4 in scoring, No. 17 in passing and No. 22 in rushing.
- Sent three offensive linemen (Daryl Williams, Adam Shead and Tyrus Thompson) to the NFL Scouting Combine in 2015, a total topped by only two other FBS programs. Williams was an All-Big 12 First Team pick, while Shead and Thompson were both second-team selections.
- Oklahoma led the nation in 2014 by permitting a mere 9.0 sacks.
- OU has registered its top two rushing seasons under Bob Stoops since Bedenbaugh joined the staff. The Sooners led the Big 12 and ranked 10th in the nation in 2014, averaging 261.2 rushing ypg, the highest total produced by the Sooners under Stoops.
- Running behind Bedenbaugh's blocking unit, freshman RB Samaje Perine led the Big 12 in rushing (131.8 ypg) in 2014 and set the FBS single-game rushing record with 427 yards vs. Kansas (11/22/14).
- OU's 223.9 ypg rushing average in 2013 was the second-best mark accumulated under Stoops and ranked second in the Big 12 as the Sooners topped the 200-yard rushing plateau eight times.

Center Gabe Ikard captained the Oklahoma offense in 2013, earning consensus All-America honors. He also became the first OU player to win the prestigious Wuerffel Trophy.

Helped coach a 2012 West Virginia offense that ranked fifth in the nation in pass efficiency (161.97), ninth in scoring (39.5 ppg), 10th in total offense (502.0 ypg) and 10th in passing offense (330.2 ypg).

Thanks to the protection of his offensive front, the Mountaineers set single-season school records for total offense (6,526 yards in 2012) and passing yards (4,509 in 2011).

In 2011, his line helped West Virginia average 37.6 ppg, while ranking sixth in the nation in passing (346.8 ypg).

Was part of an Arizona offensive unit that led the Pac-10 and ranked ninth in the nation in passing (307.7 ypg) in 2010.

Coordinated an Arizona rushing game that ranked second in the Pac-10 in 2008 (158.4 ypg) as the Wildcats averaged 402.4 ypg of total offense, the fifth-highest seasonal mark in school history.


- Part of an offensive staff that helped Texas Tech lead the Big 12 in total offense and rank sixth in the nation at 448.8 ypg in 2006. Texas Tech also ranked 13th among FBS teams in scoring at 32.5 ppg.
- Was named NCAA Division II Coordinator of the Year after helping lead Ferris State to a division-best 534 ypg in 1999.
- Began his collegiate coaching career at Oklahoma Panhandle State in Goodwell, Okla. His wife, Maryde, is a native of Tahlequah, Okla.

Accomplishments as a Player

- Was a four-year starter at Iowa Wesleyan as a lineman for Mike Leach, who Bedenbaugh later worked for at Texas Tech.

Prominent Pupils

- Orlando Brown (Oklahoma)
 All-Big 12 First Team, All-America Second Team,
 Big 12 Offensive Lineman of the Year
- Ty Darlington (Oklahoma)
 All-Big 12 First Team, Campbell Trophy, Wuerffel Trophy, Bowden Award
- Nila Kasitati (Oklahoma), Jaguars
 All-Big 12 First Team
- Daryl Williams (Oklahoma), Panthers
 All-Big 12 First Team
- Tyrus Thompson (Oklahoma), Panthers
 All-Big 12 Second Team
- Adam Shead (Oklahoma)
 All-Big 12 Second Team
- Gabe Ikard (Oklahoma), Browns
 Consensus All-America First Team
 All-Big 12 First Team, Wuerffel Trophy
- Joe Madsen (West Virginia)
 All-Big East First Team
- Don Barclay (West Virginia), Packers
 All-Big East First Team
- Eben Britton (Arizona)
 All-Pac-10 First Team
- Colin Baxter (Arizona)
 All-Pac-10 Second Team



THE BEDENBAUGH FAMILY



THE COOKS FILE

Hometown.....Irving, Texas
 High School.....Nimitz, 1993
 College.....Iowa, 2000
 Family.....Wife, Elvern
 Daughters, Kerrington and Kenadee

COACHING HISTORY

2016-Present: Oklahoma

Assistant Defensive Coordinator/Defensive Backs

2015: Oklahoma

Defensive Backs

2014: Notre Dame

Defensive Backs

2012-13: Notre Dame

Co-Defensive Coordinator, Defensive Backs

2011: Notre Dame

Cornerbacks

2010: Notre Dame

Outside Linebackers

2006-09: Wisconsin

Defensive Backs, Assistant Special Teams

2005: Minnesota

Defensive Backs

2004: Western Illinois

Defensive Backs, Assistant Special Teams

2003: Kansas State

Graduate Assistant

BOWLS COACHED (13)

2017.....Sugar.....Oklahoma
 2015.....Orange (CFP).....Oklahoma
 2014.....Music City.....Notre Dame
 2013.....Pinstripe.....Notre Dame
 2012.....BCS National Champ.....Notre Dame
 2011.....Champs Sports.....Notre Dame
 2010.....Sun.....Notre Dame
 2009.....Champs Sports.....Wisconsin
 2008.....Champs Sports.....Wisconsin
 2007.....Outback.....Wisconsin
 2006.....Capital One.....Wisconsin
 2005.....Music City.....Minnesota
 2004.....Fiesta.....Kansas State

BOWLS PLAYED (4)

1997.....Sun.....Iowa
 1996.....Alamo.....Iowa
 1995.....Sun.....Iowa
 1993.....Alamo.....Iowa

KERRY COOKS

ASSISTANT DEFENSIVE COORDINATOR/DEFENSIVE BACKS | THIRD SEASON

Coaching Notes and Accomplishments

- Veteran defensive coach joined the Oklahoma staff on Feb. 6, 2015, after spending the previous five seasons at Notre Dame.
- Owns plenty of credibility with his players after earning All-Big Ten accolades as a safety at Iowa before embarking on a pro playing career.
- In charge of a defensive backfield that helped OU pace the Big 12 in 2016 by allowing opponents to complete just 54.7 percent of their pass attempts. That figure was even lower in Big 12 play at 53.4 percent. CB Jordan Thomas was a first-team All-Big 12 pick.
- Cooks' 2015 defensive backs helped Oklahoma limit opponents to just 202.8 passing yards per game, fewest in the Big 12. The opportunistic unit was responsible for 17 of OU's 20 interceptions in 2015. CB Zack Sanchez was a semifinalist for the Thorpe Award and was named a second-team All-American by *Sporting News*, *USA Today* and Walter Camp Foundation. Sanchez led the Big 12 and was second nationally with 0.6 interceptions per game. Fellow CB Jordan Thomas and S Ahmad Thomas were second-team All-Big 12 honorees.
- The Fighting Irish made five straight bowl appearances during Cooks' stint with Notre Dame (2010-14), including a berth in the BCS National Championship Game in the 2012 season.
- Notre Dame consistently boasted one of the nation's best pass defenses under Cooks' tutelage. In 2014, the Irish tied for 15th among FBS teams, registering 16 interceptions.
- With Cooks serving as co-defensive coordinator and defensive backs coach in 2013, Notre Dame ranked 15th in the FBS in pass defense (198.2 ypg), improving from 25th the previous season (200.2 ypg).
- Notre Dame's defense ranked second in the nation in yards per completion (9.95) in 2012. The Fighting Irish tied for sixth among FBS squads by allowing just 11 touchdown passes as they permitted 199.8 passing yards per game, a figure that ranked 25th in the country.
- Versatile defensive coach originally joined Brian Kelly's staff at Notre Dame working with the club's outside linebackers in 2010.
- Five defensive backs mentored by Cooks at Notre Dame were selected in the NFL Draft: Harrison Smith (1st round in 2012 – Minnesota), Robert Blanton (5th round in 2012 – Minnesota), Jamoris Slaughter (6th round in 2013 – Cleveland), Zeke Motta (7th round in 2013 – Atlanta) and Bennett Jackson (6th round in 2014 – N.Y. Giants).
- Enjoyed success transitioning offensive players to defense at Notre Dame. Bennett Jackson began his career as a wide receiver before moving to cornerback, while KeiVarae Russell became the first true

freshman to start at cornerback in the opening game of the season for the Irish in 2012. Russell originally enrolled as a running back.

- Prior to his arrival in South Bend, Cooks spent four seasons as defensive backs/assistant special teams coach at Wisconsin (2006-09) as the Badgers compiled a 38-14 record and earned four bowl berths.
- Made an immediate impact in 2006 as Wisconsin led the nation in pass efficiency defense (84.19), while ranking second in pass defense (138.3 ypg) as opposing passers completed only 47.8 percent of their attempts.
- Cooks coached defensive backs at Minnesota in 2005 where the defense ranked second in the Big Ten by allowing a 55.3 completion percentage.
- His first full-time coaching assignment came at Western Illinois where he coached defensive backs and assisted with special teams.
- Began his coaching career in the Big 12, serving as a graduate assistant for Bill Snyder at Kansas State in 2003 (beat OU in Big 12 championship game).

Accomplishments as a Player

- Team captain, All-Big Ten selection at Iowa (1997)
- Fifth-round draft choice of Minnesota Vikings (1998)
- Spent time with Green Bay, Atlanta and Jacksonville
- Played for NFL's Chicago Enforcers (2001)

Prominent Pupils

- Jordan Thomas (Oklahoma)
All-Big 12 First Team
- Zack Sanchez (Oklahoma), Panthers
All-America Second Team, All-Big 12 First Team
- Bennett Jackson (Notre Dame), NFL free agent
- Zeke Motta (Notre Dame)
- Jamoris Slaughter (Notre Dame)
- KeiVarae Russell (Notre Dame), Bengals
Freshman All-America
- Robert Blanton (Notre Dame), Cowboys
- Harrison Smith (Notre Dame), Vikings
- Jay Valai, (Wisconsin)
All-Big Ten Second Team
- Chris Maragos, (Wisconsin), Eagles
All-Big Ten Honorable Mention
- Allen Langford, (Wisconsin)
All-Big Ten First Team
- Roderick Rogers, (Wisconsin)
All-Big Ten Second Team

THE COOKS FAMILY





JAY BOULWARE

SPECIAL TEAMS COORDINATOR/RUNNING BACKS | FIFTH SEASON

THE BOULWARE FILE

Hometown..... Oklahoma City, Okla.
 High School..... Nimitz (Irving, Texas), 1991
 College..... Texas, 1996
 Family..... Wife, Chantay
 Daughter, Jordan

COACHING HISTORY

2015-Present: Oklahoma
 Special Teams Coordinator, Running Backs
2013-14: Oklahoma
 Tight Ends, Special Teams Coordinator
2009-12: Auburn
 Tight Ends, Special Teams Coordinator
2007-08: Iowa State
 Running Backs, Special Teams Coordinator
2005-06: Utah
 Tight Ends, Co-Special Teams Coordinator
2004: Stanford
 Running Backs
2003: Arizona
 Running Backs, Special Teams Coordinator
2002: Arizona
 Running Backs
2001: Arizona
 Tight Ends
1998-00: Northern Illinois
 Co-Offensive Line
1997: Northern Illinois
 Tight Ends
1996: Texas
 Graduate Assistant/Tight Ends
1994-95: Texas
 Student Assistant

BOWLS COACHED (12)

2017..... Sugar..... Oklahoma
 2015..... Orange (CFP)..... Oklahoma
 2014..... Russell Athletic..... Oklahoma
 2014..... Sugar..... Oklahoma
 2011..... Chick-Fil-A..... Auburn
 2011..... BCS National Championship..... Auburn
 2010..... Outback..... Auburn
 2006..... Armed Forces..... Utah
 2005..... Emerald..... Utah
 1997..... Fiesta..... Texas
 1995..... Sugar..... Texas
 1994..... Sun..... Texas

Coaching Notes and Accomplishments

- Starting third year coaching running backs and fullbacks in 2017 and fifth as special teams coordinator. OU's special teams own seven TDs, a safety and two returned two-point PATs under his direction.
- Oversaw one of the nation's top running back tandems the last two years. Samaje Perine and Joe Mixon both declared for the 2017 NFL Draft after stellar careers. Perine, OU's all-time rushing leader (4,122 yards), ran for 2,409 yards and 28 TDs since Boulware moved to running backs coach, while Mixon ran for 2,027 yards and 17 TDs the last two years. Mixon also caught 65 passes for 894 yards and nine TDs.
- His 2015 punt unit led the nation by allowing just 1.09 yards per return (12 yards on 11 returns). Austin Seibert was a Ray Guy Award semifinalist.
- Served as tight ends coach for OU in 2013-14, helping former quarterback Blake Bell become a fourth-round draft pick as a tight end, a position he had never played prior to 2014. Fullbacks Trey Millard and Aaron Ripkowski were eventual NFL Draft picks.
- Mentored RB Alex Ross, who finished third in the nation on kickoff return yards (31.2 average) in 2014 and tied for second among FBS players with two kickoff return touchdowns.
- Tutored kickoff specialist Nick Hodgson, who ranked second in nation in 2014 in both touchbacks (58) and touchback percentage (67.4).
- K Michael Hunnicutt concluded his career under Boulware as the all-time leading scorer in OU history (450 points), a figure that ranked sixth in FBS annals. Hunnicutt made 75 career FGs for a Big 12 record. He set an OU single-season record with 24 made field goals, the second-best total among FBS kickers in 2013.
- The Sooners registered three special teams TDs in 2013, including one on a fake field goal in a 33-24 win at Oklahoma State (12/7/13).
- WR Jalen Saunders ranked ninth in the FBS with a 15.4-yard punt return average in 2013. OU led the Big 12 and was eighth in the FBS with a 14.2 average, thanks to two punt return TDs in 2013.
- At Auburn, was part of Gene Chizik's staff that inherited a team coming off a 5-7 record in 2008. Two seasons later, the Tigers posted a 14-0 record and a win over Oregon in the BCS Championship Game.
- TE Philip Lutzenkirchen was a second-team All-SEC pick in 2011. His 14 career TD catches set an Auburn tight end record.
- The Auburn punt coverage unit ranked second in the nation in 2012, permitting four punt return yards on 70 punts, while his kickoff coverage squad was third in the country (16.6 yards per return).
- Kicker Wes Byrum set an Auburn single-season record with 123 points in 2010, becoming the all-time leading scorer in school history.
- In 2010, Auburn led the SEC and ranked ninth in the nation in punt coverage, allowing 4.6 yards per return. The Tigers also ranked 16th in the nation, permitting 19.7 yards per kickoff return.

- In 2009, Byrum set a single-season school records for field goal percentage (93.8; 15 of 16) and PAT conversions and attempts (54).
- In 2009, Boulware guided RB Demond Washington to an Auburn single-season record with a 31.1-yard kickoff return average.
- Iowa State's Leonard Johnson set an FBS single-game record with 319 kickoff return yards vs. Oklahoma State in 2008.
- During his tenure at Stanford, was part of the NFL Minority Coaching Fellowship Program, working with the 49ers in the summer of 2004.
- Mentored All-Pac-10 RB Mike Bell, who finished his collegiate career with 3,163 rushing yards, the third-highest total in Arizona history.
- One of his star pupils with Northern Illinois was offensive lineman Ryan Diem, who went on to an 11-year NFL career with Indianapolis.
- In 2000, Northern Illinois ranked 12th in the nation in rushing (228.1 ypg) and 17th in total offense (427.8 ypg).

Accomplishments as a Player

- Served as a reserve offensive lineman for two seasons at Texas. Was slated to enter the starting lineup for the Longhorns in 1993 before a diagnosis of cardiac arrhythmia ended his playing career.

Prominent Pupils

- Samaje Perine (Oklahoma), Redskins
 All-Big 12 First Team; OU career rushing leader
- Joe Mixon (Oklahoma), Bengals
 All-Big 12 First Team
- Alex Ross (Oklahoma)
 All-Big 12 First Team (Kick Returner)
- Blake Bell (Oklahoma), 49ers
- Aaron Ripkowski (Oklahoma), Packers
- Jalen Saunders (Oklahoma)
 All-America Third Team (Punt Returner); All-Big 12 First Team
- Trey Millard (Oklahoma), NFL free agent
 Three-time First Team All-Big 12
- Philip Lutzenkirchen (Auburn)
 All-SEC Second Team
- Steven Clark (Auburn)
 All-SEC First Team
- CJ Uzomah (Auburn), Bengals
- Jay Prosch (Auburn), Texans
- Cody Parkey (Auburn), Browns; **One-Time Pro Bowler**
- Ryan Diem (Northern Illinois)
 All-Mid-American Conference
- Pat Fitzgerald (Texas)
 All-America First Team
- Mike Bell (Arizona)
 All-Pac-10

THE BOULWARE FAMILY





THE KISH FILE

Hometown Westerville, Ohio
 High School Westerville, 1972
 College Otterbein, 1976
 Bowling Green State, 1978
 Family Wife, Angela
 Daughters, Megan and Emily
 Son, Michael

COACHING HISTORY

2015-Present: Oklahoma

Inside Linebackers

2012-14: Oklahoma

Asst. Defensive Coordinator, Inside Linebackers

2011: Arizona

Interim Head Coach, Defensive Coordinator;

Assistant Head Coach, Linebackers

2010: Arizona

Co-Def. Coordinator, Assistant Head Coach, LBs

2007-10: Arizona

Assistant Head Coach, Linebackers

2004-06: Arizona

Linebackers

2002-03: Indiana

Defensive Coordinator, Linebackers

2001: Ohio

Defensive Coordinator, Linebackers

1997-00: Illinois

Defensive Coordinator, Linebackers

1992-96: Northwestern

Defensive Ends, Linebackers

1984-91: Army

Defensive Ends, Linebackers

1983: Ball State

Defensive Line

1982: Ball State

Quarterbacks

1979-81: Purdue

Assistant Secondary Coach

1978: Bowling Green

Graduate Assistant

1976-77: Mariemont High School

Assistant Coach

BOWLS COACHED (16)

2017 Sugar Oklahoma
 2015 Orange (CFP) Oklahoma
 2014 Russell Athletic Oklahoma
 2014 Sugar Oklahoma
 2013 Cotton Oklahoma
 2010 Alamo Arizona
 2009 Holiday Arizona
 2008 Las Vegas Arizona
 1999 MicronPC.com Illinois
 1996 Citrus Northwestern
 1995 Rose Northwestern
 1988 Sun Army
 1985 Peach Army
 1984 Cherry Army
 1980 Liberty Purdue
 1979 Bluebonnet Purdue

TIM KISH

INSIDE LINEBACKERS | SIXTH SEASON

Coaching Notes and Accomplishments

- Veteran defensive coach enters his sixth campaign with the Sooners and will again coach inside linebackers in 2017.
- Kish's 2016 inside linebackers were led by first-team All-Big 12 pick Jordan Evans, who posted team highs of 98 tackles and four interceptions, as well as 10.0 tackles for loss. His 145 interception return yards set the OU single-season record by a linebacker.
- Among his 2015 inside linebackers were Dominique Alexander and Evans, who finished first (103) and second (83) on the team in tackles. Alexander was a first-team All-Big 12 honoree, while Evans was a second-team choice. The duo also finished fifth and sixth in the Big 12 in tackles per game. Alexander (107) and Evans (93) were also OU's top two tacklers in 2014. Alexander earned second-team All-Big 12 honors from the AP that season.
- Helped Eric Striker earn third-team All-America honors and consensus first-team All-Big 12 accolades in 2014 after he paced the Sooners with 9.0 sacks and 17.0 tackles for loss.
- Striker earned All-Big 12 Second Team honors in 2013. He tied a Sugar Bowl record with 3.0 sacks, while adding seven tackles and a forced fumble in a 45-31 victory over Alabama in the Sugar Bowl.
- Alexander was named the Big 12 Defensive Freshman of the Year and earned Freshman All-America honors in 2013 after being thrust into the starting lineup when senior Corey Nelson suffered a season-ending injury. Nelson would go on to be drafted by the Denver Broncos in 2014 and earn a 2016 Super Bowl ring.
- Named interim head coach at the University of Arizona on Oct. 10, 2011. He had served as defensive coordinator since December 2010 and was co-defensive coordinator during the 2010 season. He also served as Arizona's assistant head coach.
- Developed three new starters in 2010 with JUCO transfer Paul Vassallo earning honorable mention All-Pac-10 honors, becoming the first Wildcat since Lance Briggs to post more than 100 tackles.
- Mentored Xavier Kelley into a second-team All-Pac-10 pick in 2009, while Vuna Tuihalamaka was an honorable mention selection as the Wildcats ranked second in the Pac-10 in total defense.
- Under his guidance, Ronnie Palmer was a four-year, 41-game starter and 2008 honorable mention All-Pac-10 pick as a senior after earning Freshman All-America accolades in 2005.
- In the 2008 Las Vegas Bowl, Arizona linebackers combined for 30 tackles from three positions. The Wildcats' starting linebackers recorded 20-plus tackles in 12 games in 2007-08.

- Spencer Larsen led the Pac-10 with 131 tackles to earn 2007 first-team all-league honors. The versatile Larsen went on to play both linebacker and fullback in the NFL with Denver, New England and Tampa Bay.
- Helped Northwestern win two Big Ten titles and earn consecutive appearances in the Rose and Citrus Bowls. During his tenure with the Wildcats, he coached current Northwestern head coach Pat Fitzgerald, who was a two-time All-Big Ten linebacker.
- Part of an Illinois staff that took a team with an 0-11 record in 1997 and improved the squad's mark to 8-4 by 1999. His Illini unit recovered 13 fumbles, had 30.0 sacks and 14 interceptions, and knocked off No. 9 Michigan in Ann Arbor and posted another big road victory at No. 22 Ohio State. The Illini beat Virginia in the Micronpc.com Bowl and finished the season No. 24.
- During his time at Army, he helped the Cadets make three bowl appearances, including a 31-29 victory over Illinois in the 1985 Peach Bowl. That season Army posted a 9-3 record and held eight of 12 opponents to 17 points or less. Kish also guided an Army defense that held opponents to 17 or fewer points 42 times during his tenure.

Accomplishments as a Player

- Four-year letterwinner as defensive back at Otterbein College, who also played collegiate basketball.

Prominent Pupils

- Jordan Evans (Oklahoma), Bengals
All-Big 12 First Team
- Dominique Alexander (Oklahoma), Browns
All-Big 12 First Team
Big 12 Freshman Defensive POY; Freshman All-American
- Eric Striker (Oklahoma)
All-America Third Team; All-Big 12 First Team
- Corey Nelson (Oklahoma), Broncos
2016 Super Bowl champion
- Spencer Larsen (Arizona)
All-Pac-10
- Ronnie Palmer (Arizona)
Freshman All-American
- Ricky Elmore (Arizona)
- Danny Clark (Illinois)
- Pat Fitzgerald (Northwestern)
Two-time consensus All-American, two-time Nagurski and Bednarik winner, College Football Hall of Fame inductee

THE KISH FAMILY





DENNIS SIMMONS

OUTSIDE RECEIVERS | THIRD SEASON



THE SIMMONS FILE

Hometown..... Memphis, Tenn.
 High School..... Kirby, 1992
 College..... BYU, 1997
BYU, 1999
 Family..... Wife, LaTosha
 Daughter, Kendyll
 Son, Kannon

COACHING HISTORY

2015-Present: Oklahoma
Outside Receivers

2012-14: Washington State
Outside Receivers

2010-11: East Carolina
Outside Receivers

2008-09: Texas Tech
Wide Receivers

1999: Cornell
Running Backs

1999: Buffalo Bills
Minority Coaching Fellowship

1997: BYU
Offensive Line, Special Teams

BOWLS COACHED (6)

2017..... Sugar..... Oklahoma
 2015..... Orange (CFP)..... Oklahoma
 2013..... New Mexico..... Washington State
 2010..... Military..... East Carolina
 2010..... Alamo..... Texas Tech
 2008..... Cotton..... Texas Tech

BOWLS PLAYED (4)

1996..... Aloha..... BYU
 1995..... Holiday..... BYU
 1994..... Copper..... BYU
 1993..... Cotton..... BYU

Coaching Notes and Accomplishments

- Named Oklahoma's outside receivers coach on Feb. 9, 2015.
- OU's offense has been one of the country's most prolific since his arrival in Norman, ranking fourth nationally in scoring (43.5 ppg) and seventh in total offense (530.2 ypg) in 2015, and second in total offense (554.8 ypg) and third in scoring (43.9 ppg) in 2016.
- One of two coaches to coach two different Biletnikoff Award winners, the most recent pupil being Dede Westbrook in 2016, who caught 80 passes for 1,524 yards (19.1 per catch) and 17 TDs. A Heisman Trophy finalist, he was also OU's first unanimous All-American since 2004.
- Joined the Sooners after spending the previous three seasons coaching outside receivers for Mike Leach at Washington State. Was originally indoctrinated in Leach's highly successful offensive approach while on his staff at Texas Tech.
- In 2014, Washington State led all FBS schools in passing, averaging 477.7 yards per game, more than 100 more than the next closest squad as the Cougars shattered the Pac-12 record with 5,732 passing yards.
- Washington State also ranked seventh in the nation in total offense and was ninth in completion percentage in 2014. Simmons' top pupil that season was Vince Mayle, a former basketball player who tied for fourth in the nation with 106 receptions, while his 1,483 receiving yards ranked fifth among FBS players.
- During the 2013 campaign, Washington State set a Pac-12 record with 470 completions as the Cougars ranked fourth in the nation by averaging 368.0 passing ypg after coming in 10th in the nation in that department in 2012 (330.4 ypg).
- Worked with OU head coach Lincoln Riley at both Texas Tech (2008-09) and East Carolina (2010-11).
- Propelled East Carolina WR Lance Lewis to a record-setting 2010 campaign. Lewis became only the third player in school history to register a 1,000-yard receiving season as the All-Conference USA performer caught 89 passes for 1,116 yards with 14 scores.
- His initial assignment working with Leach and Riley came at Texas Tech, where he helped WR Michael Crabtree earn the Biletnikoff Award and consensus All-America honors in 2007 and '08.
- Crabtree was subsequently tabbed as the 10th overall selection in the 2009 NFL Draft after accumulating 97 receptions for 1,165 yards and 19 touchdowns during his final campaign for the Red Raiders.

- In 2009, he and Riley helped develop walk-on receiver Alex Torres into a Freshman All-American who led the Red Raiders in receiving.
- Simmons spent 10 years working with Leach at Texas Tech. Prior to his coaching assignment with the Red Raiders, he served as Leach's chief of staff from 2005-07.
- Originally joined the Texas Tech program as the assistant athletics director/quality control for the football program, coordinating recruiting visits, player personnel issues, community service initiatives and other responsibilities.
- Coached running backs at Cornell University in 1999, where also held the title of assistant athletics director and chief of staff.
- A three-year starting outside linebacker at BYU, Simmons began his coaching career at his alma mater in 1997, working with the offensive line and special teams.
- Simmons, who earned a degree in broadcast communications, was a member of teams that claimed four straight Western Athletic Conference titles and made four bowl appearances.
- Served as an NFL Minority Fellowship intern with the Buffalo Bills during the summer of 1999.
- Earned his master's degree in educational leadership in August 1999 from BYU.

Accomplishments as a Player

- Three-year starter at BYU as an outside linebacker
- Played in four bowl games at BYU

Prominent Pupils

- Dede Westbrook (Oklahoma), Jaguars
Heisman Finalist; Biletnikoff Award; Unanimous First-Team All-American; Big 12 Offensive Player of the Year; Big 12 Newcomer of the Year
- Vince Mayle (Washington State), Ravens
All-Pac-12 Second Team
- Lance Lewis (East Carolina)
All-Conference USA Second Team
- Michael Crabtree (Texas Tech), Raiders
Two-time Biletnikoff Award winner; All-America First Team
- Alex Torres (Texas Tech)
Freshman All-American

THE SIMMONS FAMILY





JERRY SCHMIDT

DIRECTOR OF SPORTS ENHANCEMENT | 19TH SEASON

Coaching History

1999-present Oklahoma, Director of Sports Enhancement
 1995-99 Florida, Coordinator
 1989-95 Notre Dame, Coordinator
 1988-89 Oklahoma State, Director
 1987-88 Notre Dame, Assistant

Coaching Accomplishments

- 1991 Collegiate Strength Coach of the Year by USA Fitness.
- Worked with five Heisman Trophy winners: Sam Bradford (Oklahoma), Jason White (Oklahoma), Danny Wuerffel (Florida), Barry Sanders (Oklahoma State) and Tim Brown (Notre Dame).
- Coached 27 NFL first-round draft picks.
- Has coached with teams that played in six national championship games and has national title rings from OU, Notre Dame and Florida.



THE SCHMIDT FILE

Hometown Harvard, Neb.
 High School Harvard, 1980
 College Nebraska, 1986
 Oklahoma, 2000
 Family Wife, Robin
 Daughter, Aubrey
 Son, Samuel

BOWL GAMES (30)

2017.... Sugar Oklahoma
 2015.... Orange (CFP)..... Oklahoma
 2014.... Russell Athletic..... Oklahoma
 2014.... Sugar Oklahoma
 2013.... Cotton Oklahoma
 2011.... Insight Oklahoma
 2011.... Fiesta Oklahoma
 2009.... Sun Oklahoma
 2009.... BCS National Championship.. Oklahoma
 2008.... Fiesta Oklahoma
 2007.... Fiesta Oklahoma
 2005.... Holiday Oklahoma
 2005.... Orange (BCS NCG)..... Oklahoma
 2004.... Sugar (BCS NCG)..... Oklahoma
 2003.... Rose Oklahoma
 2002.... Cotton Oklahoma
 2001.... Orange (BCS NCG)..... Oklahoma
 1999.... Independence Oklahoma
 1998.... Orange Bowl Florida
 1997.... Florida Citrus..... Florida
 1996.... Sugar (Bowl Alliance Champ.)... Florida
 1995.... Fiesta (Bowl Alliance Champ.)... Florida
 1994.... Fiesta Notre Dame
 1993.... Cotton Notre Dame
 1992.... Cotton Notre Dame
 1991.... Sugar Notre Dame
 1990.... Orange Notre Dame
 1989.... Fiesta Notre Dame
 1988.... Holiday Oklahoma State
 1987.... Cotton Notre Dame

THE SCHMIDT FAMILY





SCOTT ANDERSON

HEAD ATHLETIC TRAINER | 23RD SEASON

Professional Experience

1997-Present..... Oklahoma, Head Athletic Trainer
 1987-96 Tulane, Head Athletic Trainer
 1980-87 Oklahoma, Assistant Athletic Trainer

OU Responsibilities

- Supervises a staff of 20 Certified Athletic Trainers and physical therapists, as well as approximately 25 undergraduate student athletic trainers, providing medical care to the student-athletes.
- An adjunct instructor for the Department of Health and Exercise Sciences.
- Conducts a summer Athletic Training Clinic geared toward high school athletic trainers.

Professional Notes and Accomplishments

- President of the College Athletic Trainers Society (CATS).
- Is a certified member of the National Athletic Trainers' Association.
- Is licensed by the Oklahoma State Board of Medical Licensure and Supervision.
- Co-director of the 2014 and 2016 Safety in College Football Summit, co-sponsored by the College Athletic Trainers Society and the NCAA. The intent of the summit was to bring together a multifaceted group of experts who share a common interest in improving the

culture of safety in intercollegiate sports in general, and football in particular.

- Active member and past Chair of the Big 12 Medical Aspects of Sport Committee.
- Co-chair for Inter-Association Task Force on sickle cell trait in athletes.
- Received the 2005 College/University Athletic Trainer of the Year award by the National Athletic Trainers' Association
- Member of the Inter-Association Task Force on Safety in Football: Off-season Conditioning.
- Member of the Inter-Association Task Force on Exertional Heat Illness.
- Cited for outstanding work in his field by the All-American Football Foundation in 2004.
- Member of the Mid-American Trainers Association.
- Member of the College Athletic Trainers Society.
- Member of the Oklahoma Athletic Trainers Association.
- Member of the Oklahoma Athletic Trainers Association Hall of Fame.

THE ANDERSON FILE

Hometown..... Sterling, Kan.
 High School..... Sterling College
 College..... Oklahoma, 1979
 Family..... Wife, Kerri
 Sons, Caleb and Connor
 Daughter, Kaitlin

BOWL GAMES (27)

2017..... Sugar..... Oklahoma
 2015..... Orange (CFP)..... Oklahoma
 2014..... Russell Athletic..... Oklahoma
 2014..... Sugar..... Oklahoma
 2013..... Cotton..... Oklahoma
 2011..... Insight..... Oklahoma
 2011..... Fiesta..... Oklahoma
 2009..... Sun..... Oklahoma
 2009..... BCS National Championship..... Oklahoma
 2008..... Fiesta..... Oklahoma
 2007..... Fiesta..... Oklahoma
 2005..... Holiday..... Oklahoma
 2005..... Orange (BCS NCG)..... Oklahoma
 2004..... Sugar (BCS NCG)..... Oklahoma
 2003..... Rose..... Oklahoma
 2002..... Cotton..... Oklahoma
 2001..... Orange (BCS NCG)..... Oklahoma
 1999..... Independence..... Oklahoma
 1987..... Independence..... Tulane
 1985..... Orange..... Oklahoma
 1983..... Fiesta..... Oklahoma
 1981..... Sun..... Oklahoma
 1981..... Orange..... Oklahoma
 1980..... Orange..... Oklahoma
 1979..... Orange..... Oklahoma
 1976..... Fiesta..... Oklahoma
 1976..... Orange..... Oklahoma



THE ANDERSON FAMILY



DREW HILL

DIRECTOR OF PLAYER PERSONNEL | FOURTH SEASON

Professional Experience

2014-Present.....Oklahoma, Director of Player Personnel
 2012-13..... Colorado State, Director of Player Personnel
 2004-11.....Fresno State, Football Operations Coordinator
 2001-03..... Southern Miss, Assistant Director of FB Operations
 1998-00..... Atlanta Falcons, College Scouting Assistant

OU Responsibilities

- Plays a key role in Oklahoma’s recruiting efforts, coordinating all overall aspects of the Sooners’ year-round operation.
- Works alongside the coaching staff to manage the program’s player personnel and distribution of scholarships.
- Directs the program’s walk-on process, overseeing player identification and organizing tryout activities for coaches.
- Acts as a link between the coaching and support staffs to develop student-athletes on and off the field, including strength and conditioning coaches and academic coordinators.

• Serves as the liaison between the football program and NFL scouts for OU’s annual pro day, and assists with camps, clinics and other football-related events.

Professional Notes and Accomplishments

- A 17-year veteran with collegiate and NFL operations and player personnel experience, Hill worked at Colorado State, Fresno State, Southern Miss and the Atlanta Falcons before joining OU.
- Colorado State jumped from back-to-back three-win seasons prior to his arrival there in 2012 as director of player personnel to winning eight games and claiming a New Mexico Bowl victory over Washington State in his second and final year with the Rams in 2013.

The following year, with a roster Hill played a part in building, CSU won 10 games for the first time since 2000.

- During his eight-year tenure as football operations coordinator at Fresno State from 2004-11, the Bulldogs made six bowl appearances, including the 2008 New Mexico Bowl against Colorado State, and captured two bowl victories versus teams from BCS-automatic-qualifying conferences (37-34 over Virginia in the 2004 MPC Computers Bowl and 40-28 over Georgia Tech in the 2007 Roady’s Humanitarian Bowl).
- Spent the 2001-03 seasons at Southern Miss as the assistant director of football operations. He was part of a 2003 Golden Eagles team that won the Conference USA championship and played in the Liberty Bowl. USM also participated in the 2002 Houston Bowl with Hill on staff.
- The Atlanta native worked for three years (1998-00) as the college scouting assistant for the NFL’s Atlanta Falcons. He was part of the 1998 team that played the Denver Broncos in Super Bowl XXXIII.

Prominent Players Recruited

- Dede Westbrook (Oklahoma), Jaguars
- Kapri Bibbs (Colorado State), 49ers
- Rashard Higgins (Colorado State), Browns
- Davante Adams (Fresno State), Packers
- Isaiah Burse (Fresno State), Chargers
- Derek Carr (Fresno State), Raiders
- Bryce Harris (Fresno State), Saints
- Ryan Mathews (Fresno State), Eagles
- Marlon Moore (Fresno State)
- Bear Pascoe (Fresno State)
- Jalen Saunders (Fresno State)

THE HILL FILE

Hometown..... Duluth, Ga.
 High School..... Duluth, 1995
 College..... Southern Miss, 2002
 Family..... Wife, Kristi
 Daughter, Madison
 Son, A.J.

BOWL GAMES (12)

2017..... Sugar..... Oklahoma
 2015..... Orange..... Oklahoma
 2014..... Russell Athletic..... Oklahoma
 2013..... New Mexico..... Colorado State
 2010..... Humanitarian..... Fresno State
 2009..... New Mexico..... Fresno State
 2008..... New Mexico..... Fresno State
 2007..... Humanitarian..... Fresno State
 2005..... Liberty..... Fresno State
 2004..... MPC Computers..... Fresno State
 2003..... Liberty..... Southern Miss
 2002..... Houston..... Southern Miss



THE HILL FAMILY



SUPPORT STAFF

7 NATIONAL CHAMPIONSHIPS

10 BIG 12 CHAMPIONSHIPS

RAJEEB HOSSAIN

DIRECTOR OF HIGH SCHOOL RELATIONS



The Hossain File

Hometown Norman, Okla.
High School Norman, 1990
College Central Oklahoma, 2000

Professional Experience

2013-Present Oklahoma, Director of High School Relations
2013 California, Director of Football Operations
2012 Louisiana Tech, Director of Football Operations
2010-11 National Prep Network, Regional Scout
2004-09 Kansas, On-Campus Recruiting Coordinator
2002-03 Kansas, Ticket Office Assistant

FRANK DAVIS

ASSISTANT STRENGTH COACH



The Davis File

Hometown Panama City, Panama
High School Kilpatrick, 2000
College South Florida, 2005

Professional Experience

2016-Present Oklahoma, Assistant Strength Coach
2015-16 Gulf Coast League Phillies, Asst. Strength Coach
2012-13 Arizona, Assistant Strength Coach

Playing Experience

2009-11 Las Vegas Locomotives
2008 Cincinnati Bengals
2006-07 Detroit Lions
2002-05 South Florida

AUSTIN WOODS

OFFENSIVE SPECIALIST



The Woods File

Hometown Rockwall, Texas
High School Rockwall-Heath, 2009
College Oklahoma, 2013

Coaching History

2014-Present Oklahoma, Offensive Specialist

Playing Experience

2010-13 Oklahoma

ERIC STRIKER

RECRUITING ANALYST



The Striker File

Hometown Tampa, Fla.
High School Armwood, 2012
College Oklahoma, 2016

Professional Experience

2017 Oklahoma, Recruiting Analyst

Playing Experience

2016 Signed by Buffalo Bills
2012-15 Oklahoma

MAHALA WIGGINS

ASSISTANT STRENGTH COACH



The Wiggins File

Hometown Long Island City, N.Y.
High School Long Island City, 2004
College Marshall, 2008

Professional Experience

2015-Present Oklahoma, Assistant Strength Coach
2013 California, Assistant Strength Coach

Playing Experience

2006-07 Marshall

CHRIS WOODS

DEFENSIVE SPECIALIST



The Woods File

Hometown Milton, Mass.
High School Boston College HS
College Davidson, 1990
Family wife, Stephanie;
son, Braden; daughter, Hannah

Coaching History

2015-Present Oklahoma, Defensive Specialist
2012-14 Holmes Community College, Defensive Coordinator
2011 Columbia University, Def. Coord./LB Coach
2008-10 Bryant University, DL Coach/Special Teams Coord.
2007 Harvard, Linebackers/Special Teams Coach
2004-06 Stonehill College, Head Coach
2001-03 Mansfield University, Head Coach
1996-99 Wittenberg, Asst. HC/Defensive Coord./LB Coach
1994-95 Plymouth State, Interim Head Coach

SCOTT KOLOK

ASSISTANT STRENGTH COACH



The Kolok File

Hometown Byram, Conn.
High School Greenwich
College The Citadel, 1995;
Springfield (Mass.) College, 1997
Family wife, Carla; son, Donny; daughter Francisca

Professional Experience

2000-Present Oklahoma, Assistant Strength Coach
1998-00 Tulsa, Assistant Strength Coach
1997 (June-Dec.) Intern, International Performance Institute
1997 (Jan.-May) Springfield College, Interim Head Coach
1995-97 Springfield College, Graduate Assistant Coach
1994-95 The Citadel, Asst. Undergrad. Strength Coach

SAM COAD

PERFORMANCE MANAGER



The Coad File

Hometown Katherine, Australia
High School Marist College Ashgrove, 2008
College Bond University (Australia), 2011

Professional Experience

2015-Present Oklahoma, Performance Manager
2014-15 Michigan, Asst. Strength and Conditioning Coach
2012-14 Brisbane Lions (Australian Rules Football),
Assistant Strength and Conditioning Coach
2011-12 Gold Coast Titans (Rugby),
Assistant Strength and Conditioning Coach

RYAN DOUGHERTY

SPECIAL TEAMS SPECIALIST



The Dougherty File

Hometown Orlando, Fla.
High School William R. Boone, 2002
College East Carolina, 2006
..... East Carolina, 2014

Coaching History

2017 Oklahoma, Special Teams Specialist
2015-16 Lehigh, Special Teams Coord./Offensive Asst.
2012-14 East Carolina, Grad. Asst./Special Teams, Offense
2010-11 East Carolina, Special Teams Assistant
2004-09 National Kicking Service, Instructor

Playing Experience

2007 Signed by Green Bay Packers
2002-06 East Carolina



BRIAN LEPAK

GRADUATE ASSISTANT
(OFFENSE)



The Lepak File

Hometown Claremore, Okla.
High School Claremore, 2006
College Oklahoma, 2010
..... Oklahoma, 2014 (Juris Doctor)
Family wife, Colleen; son, Thomas

Coaching History

2017 Oklahoma, Graduate Assistant
2014-16 Indiana, Graduate Assistant

Playing Experience

2008-10 Oklahoma
2006-07 Colorado State

MARCUS WALKER

GRADUATE ASSISTANT
(DEFENSE)



The Walker File

Hometown Waco, Texas
High School Waco, 2004
College Oklahoma, 2008

Coaching History

2015-Present Oklahoma, Graduate Assistant
2014 Norman North High School, Assistant Coach

Playing Experience

2009 Carolina Panthers
2008 Minnesota Vikings
2004-07 Oklahoma

BRIAN MARTIN

ATHLETICS VIDEO
COORDINATOR



The Martin File

Hometown Salina, Kan.
High School Sacred Heart
College Kansas State, 1998
Family wife, Natalie;
sons, Brett and Brock

Professional Experience

2001-Present Oklahoma, Athletics Video Coordinator
1998-2001 Kansas State, Assistant Video Coordinator

Professional Accomplishments

2003, 2009, 2011-13 Big 12 Video Coordinator of the Year

TYLER TETTLETON

GRADUATE ASSISTANT
(OFFENSE)



The Tettleton File

Hometown Norman, Okla.
High School Norman North, 2009
College Ohio, 2013

Coaching History

2015-Present Oklahoma, Graduate Assistant
2014 Oklahoma, Volunteer

Playing Experience

2009, 11-13 Ohio

TIFFANY BYRD

DIRECTOR OF SPORTS
NUTRITION



The Byrd File

Hometown Orlando, Fla.
High School The First Academy
College Nebraska, 2005;
Alabama, 2011
Family husband, Jason Campbell

Professional Experience

2013-Present Oklahoma, Director of Sports Nutrition
2012-13 Baylor, Director of Sports Nutrition
2011-12 Murray State, Dietetic Intern
2010-11 Alabama, Sports Nutrition Intern
2010 Oregon, Sports Nutrition Intern
2009-10 Alabama, Graduate Teaching Assistant

JAMARKUS McFARLAND

GRADUATE ASSISTANT
(DEFENSE)



The McFarland File

Hometown Lufkin, Texas
High School Lufkin, 2009
College Oklahoma, 2013

Coaching History

2016-Present Oklahoma, Graduate Assistant

Playing Experience

2015 Winnipeg Blue Bombers
2015 British Columbia Lions
2013 Signed by San Diego Chargers
2009-12 Oklahoma

BRAD CAMP

ASSISTANT AD,
EQUIPMENT OPERATIONS



The Camp File

Hometown Argenta, Ill.
High School Argenta-Oreana
College Illinois, 2001;
Illinois, 2004
Family wife, Michelle;
daughters, Ella and Adelaide

Professional Experience

2011-Present Oklahoma, Director of Athletics Equipment
2006-2011 Oklahoma, Assoc. Dir. of Athletics Equipment
2004-2005 Chicago Bears, Asst. Equipment Manager G.A.
1998-2000 Illinois, Student Manager



SUPPORT STAFF

7 NATIONAL CHAMPIONSHIPS

10 BIG 12 CHAMPIONSHIPS



JIM HILLIS, RTP, ATC
Director of Rehabilitation



DON MCGINNIS, M.D.
Coordinator of Orthopedic Coverage



BROCK SCHNEBEL, M.D.
Team Physician



TED BOEHM, M.D.
Team Physician



JULIE WATSON
Assistant to Head Coach Lincoln Riley



COURTNEY HARRIS
Administrative Operations and Special Programs Coordinator



TRESA LUPTON
Recruiting Operations Coordinator



ERIC BAILEY
Athletics Academic Advisor



BOBBY TRUJILLO
Athletics Academic Advisor



BRENT CARDWELL
Assistant Video Coordinator



JEFF SALMOND
Director of Athletic Field Management



DAVID LOGGIE
Laundry Attendant

Oklahoma Athletics Sports Medicine

The University of Oklahoma has a rich five-decade history of setting a standard for sports medicine care, a tradition that continues today.

Jim Hillis has worked with athletes at all levels of competition – USA Basketball, Pan American Games, the United States Olympic Center, college and high school. He is a past president, vice president and secretary of the Oklahoma Athletic Trainers Association Hall of Fame.

Brock Schnebel, M.D., Head Team Physician for the 2000 United States Olympic Team, directs OU's physician staff. Don McGinnis, M.D., serves an Olympic Team assignment in addition to his responsibilities with the Oklahoma Athletics Department.

Ted Boehm, M.D., completes the Sooners' primary physician staff.

The Sports Medicine Staff provides consistent service on a daily basis, which includes injury prevention and acute care, post-injury rehabilitation, X-ray, and physician assessment. Hillis, a Registered Physical Therapist and Certified/Licensed Athletic Trainer, coordinates all rehabilitation protocols.

The combination of the staff and facility provide the care that is vital to a championship program. OU's facility is equipped with SwimEx aquatic therapy, isokinetic rehabilitation and testing equipment, along with cardiovascular and exercise equipment that offers the ability to manage the multi-level needs of OU's student-athletes.



RANDY GARIBAY
Director of Student-Athlete Conduct,
Academic Accountability & Diversity Issues



BLAKE KUENZI
Associate Director of Athletics Equipment



DAVID LITTLEJOHN
Associate Director of Athletics Equipment



BILLIE SPENCE
Assistant Director of Athletics Equipment



ADAM WHITWORTH
Assistant Director of Athletics Equipment



AMY MOSSMAN
Administrative Coordinator for Athletics Equipment



COLE SMITH
Director of Design for Football



OGBONNIA OKORONKWO

SENIOR // LINEBACKER



PLAYERS


XII
SOONERS
31



PLAYER BIOS

7 NATIONAL CHAMPIONSHIPS

10 BIG 12 CHAMPIONSHIPS



ABDUL ADAMS

LANDOVER, MD.
HILLSIDE HIGH SCHOOL

RB / 5-11 / 205 / SO

23

Year	GP-GS	Rush	Yds	Avg	TD	Long	Rec	Yds	Avg	TD	Long
2016	7-0	53	283	5.3	0	57	3	25	8.3	0	16
Career	7-0	53	283	5.3	0	57	3	25	8.3	0	16

2016


Played in seven games and rushed for 283 yards on 53 carries ... made collegiate debut against ULM (9/10) when he rushed 18 times for 91 yards ... rushed four times for 22 yards in 66-59 win at Texas Tech (10/22) ... had a career-long 57-yard run vs. Kansas (10/29) and finished with team-high 91 yards on 13 carries ... totaled 54 yards on eight carries at Iowa State (11/3).

HIGH SCHOOL

Ranked as a four-star recruit by Scout and Rivals and a three-star recruit by ESPN and 247Sports ... rated No. 262 overall by Scout and No. 360 by 247Sports ... No. 10 running back in country according to Rivals, No. 15 by 247Sports and Scout and No. 47 by ESPN ... No. 13 player in state of North Carolina by Rivals, No. 14 by 247Sports and No. 25 by ESPN ... finished senior season with 180 carries for 2,036 yards and 21 touchdowns and 12 catches for 200 yards ... ran for 1,846 yards and 21 touchdowns as a junior in Washington, D.C. ... as a sophomore in Washington, D.C., ran for 1,231 yards and eight touchdowns on 128 attempts and caught 24 passes for 248 yards and two touchdowns ... chose Oklahoma over Alabama, Michigan and Michigan State, among others.

PERSONAL

Majoring in sociology.



JONATHAN ALVAREZ

MESQUITE, TEXAS
HORN HIGH SCHOOL

OL / 6-3 / 306 / SR

68

2016

Played in eight games ... started at center in first three games of season then missed next three due to injury ... made his return vs. Texas Tech as a reserve (10/22) ... did not play vs. Oklahoma State in regular season finale or vs. Auburn in Sugar Bowl ... on preseason watch list for Rimington Trophy.

2015

Played in 12 games with 10 starts (nine at left guard, one at center) ... started at left guard against Clemson (12/31), Oklahoma State (11/28), TCU (11/21) and Baylor (11/14) ... missed the game against Iowa State (11/7) due to injury ... started at left guard against Kansas (10/31), Texas Tech (10/24) and Kansas State (10/17) ... made first career start at center against Tulsa (9/19) ... started at left guard at Tennessee (9/12) ... made first start of career at left guard against Akron (9/5) ... named to Academic All-Big 12 Second Team.

2014

Played in one game, making Sooners debut against Louisiana Tech (8/30).

HIGH SCHOOL

Three-star recruit by ESPN ... Two-star recruit by Rivals, 247sports and Scout ... No. 27 center (Scout) ... No. 58 offensive guard (ESPN) ... No. 120 offensive guard (247Sports) ... Also offered by Houston, ULM and New Mexico State.

PERSONAL

Majoring in communication.



RODNEY ANDERSON

KATY, TEXAS
KATY HIGH SCHOOL

RB / 6-2 / 218 / R-SO

24

Year	GP-GS	Rush	Yds	Avg	TD	Long
2015	2-0	1	5	5.0	0	5
Career	2-0	1	5	5.0	0	5

2016

Missed season due to injury sustained in August camp.

2015


Played in two games ... had one tackle on special teams before suffering season-ending leg injury at Tennessee (9/12) ... made Sooners debut with one rush for five yards and one special teams tackle against Akron (9/5).

HIGH SCHOOL

Consensus four-star recruit by 247Sports, ESPN, Rivals and Scout ... rated No. 117 overall by 247Sports, No. 152 by Scout, No. 171 by Rivals and No. 275 by ESPN ... No. 2 running back in country by 247Sports, No. 21 by Scout and No. 23 by ESPN ... No. 11 player in state of Texas by Rivals, No. 16 by 247Sports and No. 40 by ESPN ... named offensive player of year by Houston Touchdown Club ... rushed for 5,493 yards on 603 for an average of 9.1 yards per carry and 144.6 yards per game ... rushed for 2,485 yards and 36 touchdowns on 251 carries and caught three passes to help lead Katy to the Class 6A Division II State Championship Game as a senior ... received offers from Auburn, Baylor, Texas A&M and more.

PERSONAL

An Arts and Sciences planned program major.



MARK ANDREWS

SCOTTSDALE, ARIZ.
DESERT MOUNTAIN HIGH SCHOOL

TE / 6-5 / 254 / R-JR

81

Year	GP-GS	Rec	Yds	Avg	TD	Long
2015	13-1	19	318	16.7	7	61
2016	13-11	31	489	15.8	7	64
Career	26-12	50	807	16.3	14	64

CAREER NOTES

Has recorded seven touchdown receptions in each of his first two seasons ... 14 of his 50 catches (28.0 percent) have resulted in touchdowns ... averaging 16.3 yards per catch.

2016

Named first-team All-Big 12 at tight end by league's coaches and AP ... ranked second on team with seven TD catches, third with 489 receiving yards and fourth with 31 total receptions ... caught three passes for career-high 94 yards and two TDs against Houston (9/3), including a career-long 64 yarder for a score ... caught a 13-yard TD pass for team's first points in Sugar Bowl win over Auburn ... an Academic All-Big 12 First Team honoree ... named to 2016 Preseason All-Big 12 Team.

2015

Named to All-Big 12 First Team by AP and Phil Steele ... placed on All-Big 12 Second Team by league's coaches ... played in all 13 games with one start ... had two catches for 32 yards and a touchdown in the Orange Bowl against Clemson (12/31) ... caught one pass

TE MARK **ANDREWS**

for 15 yards against TCU (11/21) ... made first start of career at Baylor (11/14) ... lone reception against Iowa State (11/7) was a 55-yard touchdown ... set career high with five catches for 46 yards at Kansas (10/31) ... grabbed a 13-yard touchdown pass against Texas Tech (10/24) ... caught a three-yard touchdown pass at Kansas State (10/17) ... scored on a 17-yard touchdown grab against West Virginia (10/3) ... caught three passes for a career-high 87 yards and two touchdowns against Tulsa (9/19) ... made Sooners debut catching four passes for 50 yards against Akron (9/5) ... named to Academic All-Big 12 First Team.

2014

Redshirted.

HIGH SCHOOL

Four-star recruit by 247Sports, Rivals, ESPN and Scout ... Three-year starter ... Registered 68 receptions for 1,122 yards and 17 touchdowns as a senior ... Had 81 receptions for 1,494 yards and 21 touchdowns as a junior ... Caught 58 passes for 1,058 yards and 10 touchdowns as a sophomore ... Played for West in Army All-American game ... No. 7 tight end (ESPN) ... No. 10 tight end (Scout) ... No. 13 tight end (Rivals) ... No. 2 player in Arizona (Rivals) ... No. 4 player in Arizona (247Sports) ... No. 7 player in Arizona (ESPN) ... Also had offers from Alabama, Michigan, Nebraska, Notre Dame, Ohio State and USC.

PERSONAL

Has type 1 diabetes and monitors blood sugar levels several times per game ... major is management.

**JEFF BADET**

ORLANDO, FLA.
UNIVERSITY OF KENTUCKY

WR / **6-0** / **178** / **R-SR**

2

Year	GP-GS	Rec	Yds	Avg	TD	Long
2013*	9-5	22	285	13.0	1	56
2015*	12-10	29	430	14.8	2	45
2016*	13-13	31	670	21.6	4	72
Career	34-28	82	1385	16.9	7	72

* at Kentucky

2016 (AT KENTUCKY)

Started all 13 games and was named a team captain in nine of them ... led team in receiving yards (670), receiving yards per game (51.5) and yards per catch (21.6); ranked sixth nationally) while ranking second in receptions (31) and touchdown receptions (4) ... had seven catches of 40-plus yards ... finished Kentucky career with 1,385 receiving yards to rank 15th on school's career yardage list ... ranked sixth in SEC in kick return average at 22.9 yards per attempt (15 returns for a long of 39)... caught a game-high seven passes for 139 yards and two touchdowns (all season highs) in a win over Mississippi State (Oct. 22) ... his 139 yards receiving were the second most in a game against Mississippi State in school history ... totaled a career-high 216 all-purpose yards vs. MSU (139 receiving, 77 kick return) ... became the 26th player in UK history to reach 1,000 receiving yards in his career with his 44-yard touchdown reception in the second half vs. MSU ... caught three passes for 104 yards and one touchdown at Missouri (Oct. 29) to mark his second straight game with 100 yards receiving (first Wildcat with a 100-yard game with three or fewer receptions since 2011) ... his 65-yard touchdown play at Missouri was UK's longest in an SEC road game since 1999 ... became first Wildcat with consecutive 100-yard receiving games since 2011 ... had a 72-yard touchdown grab vs. Southern Miss (Sept. 3) to mark his longest career catch ... rushed one time for a 25-yard gain.

2015 (AT KENTUCKY)

Played in all 12 games and made 10 starts ... ranked third on team with 29 catches for 430 yards and scored two TDs ... made a catch in 11 of 12 games and recorded at least two receptions in seven outings ... grabbed his first TD of year (37 yards) in season-opening win over UL Lafayette (Sept. 5) ... had four catches for 62 yards (including a 43-yarder) in win at South Carolina (Sept. 12) to open league play ... had a season-long 45-yard catch vs. SEC Eastern Division champion Florida (Sept. 19) ... registered his second TD catch of year in comeback win over Eastern Kentucky (Oct. 3) and finished with four grabs for 59 yards ... finished with a season-high five catches for 67 yards vs. Auburn (Oct. 15).

2014 (AT KENTUCKY)

Redshirted after suffering injury in spring practice.

2013 (AT KENTUCKY)

Played in nine games and made five starts ... ranked third on team with 22 receptions and finished with 285 receiving yards and one touchdown ... registered a 56-yard touchdown reception against Miami (OH) in season's second game and finished with a season-high 80 yards ... best game came in season finale vs. Tennessee (Nov. 30) when he made a season-high six catches for 47 yards.

HIGH SCHOOL

Three-star recruit by 247Sports, ESPN, Rivals and Scout ... rated as the No. 106 receiver in the country by ESPN and No. 127 by 247Sports ... 128th-ranked player in the state of Florida by ESPN ... caught 63 passes for 881 yards as a senior while registering 10 receiving touchdowns and six rushing scores ... helped Freedom High School to a 7-4 record and state playoff berth as a senior ... junior stats featured 46 catches for 718 yards and 11 TDs ... ranked No. 13 on the *Orlando Sentinel* Central Florida "Super 60" ... finished fifth in the long jump at state track and field championships.

PERSONAL


Parents are Malouse Badet and Julien Petit-Frere ... graduated from Kentucky in May 2017 with a bachelor's degree in agricultural economics ... pursuing master's degree in human relations ... last name pronounced buh-DETT.



PLAYER BIOS

7 NATIONAL CHAMPIONSHIPS

10 BIG 12 CHAMPIONSHIPS



NICK BASQUINE

NORMAN, OKLA.
NORMAN NORTH HIGH SCHOOL

WR / 5-11 / 194 / R-JR

83

Year	GP-GS	Rec	Yds	Avg	TD	Long
2015	0-0	0	0	0.0	0	0
2016	13-2	20	265	13.2	2	62
Career	13-2	20	265	13.2	2	62

2016

Played in all 13 games and made two starts (11/3 at Iowa State and 1/2 vs. Auburn in Sugar Bowl) ... put on scholarship before Baylor game (11/12) ... ranked fifth on team with 20 catches and 265 receiving yards ... tied his career high with four receptions at Texas Tech (10/22) and finished with 77 yards (including a 23-yard TD) ... registered four receptions at TCU (10/1) ... notched his first career reception and TD on a 62-yard bomb against ULM (9/10) and finished with three grabs for 80 yards ... named to Academic All-Big 12 First Team.

2015

Did not play.

2014


Redshirted ... named one of Oklahoma's Scout Team Offensive Players of the Year.

HIGH SCHOOL

First-team all-state in 2013 ... a top-20 player on *The Oklahoman's* Super 30 recruit rankings ... compiled 64 receptions for 1,187 yards and 13 touchdowns in his senior season ... offered a scholarship by New Mexico.

PERSONAL

Majoring in sports management.



EMMANUEL BEAL

COLUMBUS, OHIO
LACKAWANNA COLLEGE

LB / 6-0 / 218 / SR

14

Year	GP-GS	UT	AT	Total	TFL	Sacks	INT	FF	FR	PBU
2016	13-10	46	35	81	3.0-9	2.0-8	0	2	0	1
Career	13-10	46	35	81	3.0-9	2.0-8	0	2	0	1

2016


Played in all 13 games in 2016 with starts in each of final 10 contests ... finished second on team with 81 tackles while recording 2.0 sacks and 3.0 tackles for loss ... ranked second on squad with six QB hurries ... tied for team lead with two forced fumbles ... posted team-high eight tackles at West Virginia (11/19) ... recorded a career-high nine stops against Texas (10/8/16) ... registered eight tackles at TCU (10/1) in first career start ... tied for team lead with eight tackles against Ohio State (9/17) and forced a fumble.

JUNIOR COLLEGE

Ranked as a two-star recruit by Rivals and Scout ... played in seven games as a sophomore and recorded 31 tackles, 9.5 tackles for loss, 4.0 sacks, two forced fumbles, a fumble recovery and three pass breakups ... saw action in 10 games as a freshman and registered 17 tackles, 1.0 sack and one fumble recovery ... teammate of fellow OU class member Ashton Julious ... chose OU over Arizona, New Mexico, Utah State and others.

PERSONAL

Major is communication.



AMANI BLEDSOE

LAWRENCE, KAN.
LAWRENCE HIGH SCHOOL

DL / 6-4 / 279 / SO

72

Year	GP-GS	UT	AT	Total	TFL	Sacks	INT	FF	FR	PBU
2016	6-0	0	3	3	0.5-1	0.0-0	0	0	0	1
Career	6-0	0	3	3	0.5-1	0.0-0	0	0	0	1

2016

Made collegiate debut vs. ULM (9/10) and played in six consecutive games in a reserve role ... suspended prior to Oct. 29 Kansas game and missed rest of season ... finished year with three tackles, a half sack and one pass breakup.

HIGH SCHOOL

A four-star recruit by ESPN, Rivals, Scout and 247Sports ... ranked 122nd overall in country by Rivals, No. 125 by 247Sports and No. 185 by Scout ... tabbed No. 9 strong-side defensive end in country by Rivals and No. 10 by 247Sports ... selected as No. 23 defensive end by Scout and No. 44 by ESPN ... No. 1 player in Kansas by Rivals, No. 2 by 247Sports and No. 3 by ESPN ... chose OU over Arkansas, Baylor, Kansas, Oregon and others.

PERSONAL

Major is health and exercise science.



CURTIS BOLTON

MURRIETA, CALIF.
VISTA MURRIETA HIGH SCHOOL

LB / 6-1 / 220 / R-JR

18

Year	GP-GS	UT	AT	Total	TFL	Sacks	INT	FF	FR	PBU
2015	4-0	0	0	0	0.0-0	0.0-0	0	0	0	0
2016	12-0	9	2	11	1.0-1	0.0-0	0	0	0	0
Career	16-0	9	2	11	1.0-1	0.0-0	0	0	0	0

2016

Played in final 12 games, primarily on special teams ... posted a career-high three tackles on special teams vs. Kansas State (10/15).

2015

Played in four games ... made collegiate debut against Akron (9/5) and also saw action against Kansas State (10/17), Texas (10/10) and West Virginia (10/3).

2014


Redshirted.

HIGH SCHOOL

Three-star recruit by ESPN, Rivals, Scout and 247Sports ... posted 109 total tackles with 75 solo stops as a senior ... also recorded 13.0 sacks and caused two fumbles with one fumble recovery as a senior ... No. 44 outside linebacker (247Sports and Scout) ... No. 79 outside linebacker (ESPN) ... No. 50 player in California (247Sports) ... No. 66 player in California (Rivals) ... No. 72 player in California (ESPN) ... also received offers from Arizona, Iowa State and Washington.

PERSONAL

Majoring in criminology.



ORLANDO BROWN

DULUTH, GA.
PEACHTREE RIDGE HIGH SCHOOL

OL / 6-8 / 345 / R-JR

78

2016

Named second-team All-American by AP and FWAA ... voted 2016 Big 12 Offensive Lineman of the Year by league's coaches (first sophomore to win the award since it was introduced in 2006 and the second Sooner to win [Jon Cooper in 2008]) ... named first-team All-Big 12 by league's coaches and AP ... started all 13 games at left tackle ... played 659 snaps and surrendered just one sack.

2015

Named a Freshman All-American by *Sporting News* ... selected to All-Big 12 Second Team by ESPN.com ... Third Team All-Big 12 honoree by Phil Steele ... tabbed All-Big 12 Honorable Mention by league's coaches ... started all 13 games at left tackle ... made Sooners debut with start at left tackle in season opener against Akron (9/5), becoming one of 10 freshmen in OU history to start a game at offensive tackle.

2014

Redshirted.

HIGH SCHOOL


Three-star recruit by ESPN, 247Sports, Scout and Rivals ... No. 35 offensive tackle (ESPN) ... No. 29 offensive tackle (247Sports) ... held offers from Alabama, Auburn, Clemson, Florida State, Notre Dame, Ohio State, and Tennessee.

PERSONAL

Son of the late Orlando "Zeus" Brown who played in NFL (Cleveland Browns and Baltimore Ravens) for more than a decade ... majoring in human relations.



OL ORLANDO BROWN



ALEX DALTON

TROY, OHIO
TROY HIGH SCHOOL

OL / 6-4 / 298 / R-JR

63

2016

Played in six games and made one start ... lined up at right guard in season opener vs. Houston (9/3) for first career start ... an Academic All-Big 12 First Team honoree.

2015

Played in seven games ... saw playing time against Baylor (11/14), Iowa State (11/7), Kansas (10/31), Texas Tech (10/24), Kansas State (10/17) and Tulsa (9/19) ... made Sooners debut against Akron (9/5) ... named to Academic All-Big 12 First Team.

2014

Redshirted.

HIGH SCHOOL

Four-star recruit by ESPN and Rivals ... three-star recruit by 247Sports and Scout ... No. 6 center (ESPN) ... No. 10 center (Rivals) ... No. 24 center (Scout) ... No. 34 offensive tackle (247Sports) ... No. 5 player in Ohio (Rivals) ... No. 13 player in Ohio (ESPN) ... also held offers from Arkansas, Michigan State, Nebraska, Penn State and Stanford.

PERSONAL

Majoring in management.



RICKY DeBERRY

MECHANICSVILLE, VA.
ATLEE HIGH SCHOOL

LB / 6-1 / 235 / R-SO

22

Year	GP-GS	UT	AT	Total	TFL	Sacks	INT	FF	FR	PBU
2016	6-1	3	2	5	1.0-3	0.0-0	0	0	1	0
Career	6-1	3	2	5	1.0-3	0.0-0	0	0	1	0

2016

Played in six games ... made lone start against Kansas (10/29) and recorded a tackle for loss and a quarterback hurry ... debuted against ULM (9/10) with one tackle and a fumble recovery.

2015

Redshirted.

HIGH SCHOOL

Rated as a five-star recruit by Scout and a four-star recruit by ESPN, 247Sports and Rivals ... ranked as No. 25 overall recruit in country by Scout, No. 127 overall by 247Sports, No. 132 overall by ESPN and No. 143 overall by Rivals ... slotted by 247Sports and Scout as No. 3 outside linebacker in country and No. 11 by Rivals ... named 14th-best defensive end in country by ESPN ... No. 12 player in East Region by ESPN ... No. 2 player in state of Virginia by Scout, No. 4 by ESPN, No. 5 by 247Sports and No. 6 by Rivals ... recorded 51 tackles (32 solo), 4.5 sacks, 16.5 tackles for loss, two interceptions, two fumble recoveries and three pass breakups in just six games during his senior season ... posted 55 tackles with 7.5 sacks and one interception as a sophomore ... finalist for Butkus Award ... selected to play in U.S. Army All-American Bowl ... chose Oklahoma from more than 40 other offers, including Alabama, Auburn, Michigan State and Texas A&M.

PERSONAL


Majoring in human relations.



PLAYER BIOS

7 NATIONAL CHAMPIONSHIPS

10 BIG 12 CHAMPIONSHIPS



BOBBY EVANS

ALLEN, TEXAS
ALLEN HIGH SCHOOL

OL / 6-4 / 312 / R-SO

71

2016

Named Honorable Mention All-Big 12 by league's coaches ... did not play in opener against ULM and then started final 12 games at right tackle ... played 594 snaps and allowed two sacks ... an Academic All-Big 12 First Team honoree.

2015


Redshirted.

HIGH SCHOOL

Early enroll was a consensus four-star recruit by ESPN, 247Sports, Rivals and Scout ... ranked as No. 94 overall recruit in country by Scout, No. 188 overall by ESPN and No. 240 overall by 247Sports ... rated as No. 9 offensive tackle in country according to Scout, No. 16 by ESPN and No. 25 by both Rivals and 247Sports ... tabbed by Scout as No. 18 recruit in state of Texas, No. 22 by ESPN, No. 32 by 247Sports and No. 41 by Rivals ... ranked 30th overall in Midlands Region by ESPN ... helped lead Allen High School to Class 6A Division I State Championship Game ... chose Sooners over likes of Ole Miss, Oregon State and Texas A&M, among others.

PERSONAL

Father (Bobby Joe Evans) was 1994-95 Texas Gatorade High School Player of the Year in basketball and played at OU (lettered 1996-98) ... majoring in human relations.



DIMITRI FLOWERS

SAN ANTONIO, TEXAS
CHURCHILL HIGH SCHOOL

FB / 6-2 / 247 / SR

36

Year	GP-GS	Rush	Yds	Avg	TD	Long	Rec	Yds	Avg	TD	Long
2014	13-5	0	14	—	0	—	9	92	10.2	0	16
2015	13-4	0	0	—	0	—	8	130	16.2	4	75
2016	13-10	22	115	5.2	0	13	11	200	18.2	4	67
Career	39-19	22	129	5.9	0	13	28	422	15.1	8	75

2016

Named second-team All-Big 12 by league's coaches ... turned in 149 yards of total offense and a receiving TD on 25 touches at Iowa State (11/3) ... started at tailback against Cyclones and ran for 115 yards on the only 22 carries of his career ... four of his 11 receptions resulted in touchdowns ... caught a 34-yard TD pass at Texas Tech (10/22) ... hauled in a 67-yard catch in Big 12-title-clinching win over Oklahoma State (12/3).


2015

Chosen as All-Big 12 Honorable Mention by league's coaches ... played in all 13 games with four starts ... made one tackle on special teams in Orange Bowl against Clemson (12/31) ... caught a five-yard touchdown pass at Oklahoma State (11/28) ... made two catches for 26 yards, including a touchdown, at Baylor (11/14) ... caught two passes for career-high 81 yards, including a 75-yard touchdown, in start against Iowa State (11/7) ... recorded two receptions for 14 yards, including the first touchdown of his career, in start at H-back against Texas (10/10) ... started at H-back against West Virginia (10/3) and Tulsa (9/19) ... caught one pass for four yards against Akron (9/5) ... named to Academic All-Big 12 Second Team.

2014

Played in all 13 games with starts against Louisiana Tech, Tennessee, West Virginia, Kansas

FB DIMITRI FLOWERS




State and Kansas ... caught two passes for 17 yards in Russell Athletic Bowl against Clemson (12/29) ... made one catch for 11 yards and gained 14 yards on a lateral at Iowa State (11/1) ... caught one pass for 16 yards against Kansas State (10/18) ... made one tackle on special teams at TCU (10/4) ... tied career high with 24 receiving yards on two catches at Tulsa (9/6) ... made Sooners debut by starting at FB against Louisiana Tech (8/30) and catching three passes for 24 yards.

HIGH SCHOOL

Early enrollee who started classes at OU in January ... three-star recruit by ESPN, Rivals, 247Sports and Scout ... No. 5 fullback (Scout) ... No. 45 athlete (Rivals) ... No. 98 athlete (ESPN) ... No. 85 player in Texas (Rivals) ... also had offers from Boise State, Houston and Nevada.

PERSONAL

Majoring in management.

**CODY FORD**PINEVILLE, LA.
PINEVILLE HIGH SCHOOL**OL** / **6-4** / **343** / **R-SO****74****2016**

Started first three games of year at left guard ... left Ohio State game (9/17) with broken fibula on team's first drive and didn't play afterward ... made OU debut with start at left guard vs. Houston (9/3).

2015


Redshirted ... named Oklahoma Scout Team Offensive Player of the Year.

HIGH SCHOOL

Ranked as a four-star recruit according to Rivals and a three-star recruit according to 247Sports, ESPN and Scout ... picked by Rivals as the No. 22 offensive guard in the country, the No. 31 guard by Scout and the No. 87 guard by ESPN ... selected as the No. 56 offensive tackle in the country by 247Sports ... ranked as the 15th-best player in the state of Louisiana by Rivals, 20th-best by Scout, 24th-best by 247Sports and the No. 56 overall player in the state by ESPN ... rated No. 522 overall in the Southeast Region by ESPN ... opted for Oklahoma over offers from Arkansas, Mississippi State, TCU and others.

PERSONAL

Major is criminology.

**NEVILLE GALLIMORE**ST. CATHARINES, ONTARIO
CANADA PREP FOOTBALL ACADEMY**DT** / **6-2** / **310** / **R-SO****90**

Year	GP-GS	UT	AT	Total	TFL	Sacks	INT	FF	FR	PBU
2016	13-6	21	19	40	4.0-11	1.0-7	0	1	0	0
Career	13-6	21	19	40	4.0-11	1.0-7	0	1	0	0

2016

Played in all 13 games with six starts (all six came in season's last eight contests) ... ranked fourth on team with 4.0 tackles for loss ... lined up at defensive end against Kansas State (10/15) in first career start and finished with five tackles ... made career-high eight tackles with 3.0 TFL and a sack vs. ULM (9/10) ... became second Canadian ever to play for Sooners (offensive lineman Josiah St. John in 2014-15) when he debuted vs. Houston (9/3) in season opener.

2015


Redshirted.

HIGH SCHOOL

Consensus four-star recruit by Rivals, Scout, ESPN and 247Sports ... ranked as the No. 51 overall prospect by 247Sports, No. 83 overall by Rivals, No. 88 overall by Scout and No. 165 overall by ESPN ... tabbed as the No. 7 defensive tackle prospect by 247Sports, No. 9 by Rivals and Scout, and No. 16 by ESPN ... top-ranked overall player in Canada by ESPN and Scout ... became first Canadian player selected to compete in U.S. Army All-American Bowl ... was also invited to The Opening showcase event ... had more than 30 offers and chose Sooners over Florida State and Ohio State.

PERSONAL

Majoring in communication.

**KAHLIL HAUGHTON**WACO, TEXAS
MIDWAY HIGH SCHOOL**S** / **6-1** / **206** / **JR****8**

Year	GP-GS	UT	AT	Total	TFL	Sacks	INT	FF	FR	PBU
2015	12-0	4	4	8	0.5-4	0.5-4	0	0	0	0
2016	13-1	11	4	15	0.0-0	0.0-0	0	0	0	0
Career	25-1	15	8	23	0.5-4	0.5-4	0	0	0	0

2016

Played in all 13 games and made one start ... set career high with four tackles at Texas Tech (10/22) and tied it a week later vs. Kansas (10/29) ... totaled three tackles in first career start at TCU (10/1).

2015


Played in 12 games (did not play at Tennessee) ... had one tackle in Orange Bowl against Clemson (12/31) ... recorded one tackle at Oklahoma State (11/28) ... assisted on a tackle at Baylor (11/14) ... made one tackle against Iowa State (11/7) ... set career high with two tackles, including the first sack of his career, at Kansas (10/31) ... made one tackle against Texas Tech (10/24) ... made Sooners debut with one tackle against Akron (9/5).

HIGH SCHOOL

Four-star recruit according to ESPN, Scout, Rivals and 247Sports ... rated by Scout as the No. 297 prospect overall ... tabbed by 247Sports as the No. 12 safety in the country, No. 23 by Scout and No. 28 by both ESPN and Rivals ... ranked as No. 33 player in state of Texas by 247Sports, No. 42 by Scout, No. 50 by Rivals and No. 61 by ESPN ... rated as No. 72 overall player in Midlands Region by ESPN ... posted 108 tackles, four interceptions, five forced fumbles and 12 pass breakups during senior season ... received offers from Arkansas, Baylor, Kansas State, LSU, Nebraska, Notre Dame and Ohio State, among others.

PERSONAL

Majoring in pre-med ... name pronounced kuh-LEEL HAWT-in.

**WESLEY HORKY**BRENTWOOD, TENN.
RAVENWOOD HIGH SCHOOL**LS** / **6-1** / **233** / **SR****42****2016**

Served as long snapper on punts and kicks in all 13 games ... named to Academic All-Big 12 Second Team.

2015

Served as long snapper on punts in all 13 games ... assisted on a tackle on special teams against West Virginia (10/3) ... assisted on a tackle against Tulsa (9/19) ... had one tackle against Akron (9/5) ... named to Academic All-Big 12 First Team.

2014

Played in all 13 games as long snapper on punts ... assisted on a tackle on special teams against Oklahoma State (12/6) ... recorded a solo tackle at TCU (10/4) ... made Sooners debut against Louisiana Tech (8/30).

HIGH SCHOOL

Prepped at Ravenwood High School in Brentwood, Tenn. ... a two-star prospect by Rivals ... played in 2014 Under Armour All-American Game ... finished second overall in the 2014 National Scholarship Camp where he scored 50 out of a possible 55 points with an average snap time of .72 seconds.




PLAYER BIOS

7 NATIONAL CHAMPIONSHIPS

10 BIG 12 CHAMPIONSHIPS

PERSONAL

Majoring in finance.



MARK JACKSON JR.
CIBOLO, TEXAS
BYRON P. STEELE HIGH SCHOOL

DE/LB / 6-1 / 235 / SO

42

Year	GP-GS	UT	AT	Total	TFL	Sacks	INT	FF	FR	PBU
2016	5-0	0	2	2	0.0-0	0.0-0	0	0	0	0
Career	5-0	0	2	2	0.0-0	0.0-0	0	0	0	0

2016

Played in five of season's first eight games but not in final five ... assisted on two tackles (one vs. ULM and one at Texas Tech).

HIGH SCHOOL

Consensus four-star recruit by ESPN, Rivals, Scout and 247Sports ... touted as No. 149 overall recruit in country by Scout, No. 186 overall by ESPN and No. 266 overall by 247Sports ... ranked 13th among weakside defensive ends by Rivals and 20th by 247Sports ... rated 19th by Scout and 24th by ESPN among all defensive ends ... selected as No. 27 player in state of Texas by ESPN, No. 36 by Rivals and No. 40 by 247Sports ... chose OU over Baylor, Texas, Texas A&M and others.

PERSONAL

Majoring in international business.



WILL JOHNSON
BALTIMORE, MD.
MONROE COMMUNITY COLLEGE

DB / 6-0 / 185 / R-SR

12

Year	GP-GS	UT	AT	Total	TFL	Sacks	INT	FF	FR	PBU
2015	11-3	11	3	14	3.0-14	0.0-0	0	0	0	1
2016	7-3	31	13	44	2.5-8	0.0-0	0	1	1-0	3
Career	18-6	42	26	58	5.5-22	0.0-0	0	1	1-0	4

2016

Appeared in seven games with three starts ... missed six games due to injury including final three ... ranked seventh on team with 44 tackles but was second with 6.3 per game ... matched career high with 10 tackles at Texas Tech (10/22) ... recorded 10 tackles with 0.5 TFL and a fumble recovery in season opener vs. Houston (9/3).

2015

Played in 11 games with three starts at nickelback (did not play against Akron or Texas) ... had two tackles, including one for loss, at Oklahoma State (11/28) ... assisted on a tackle in start against TCU (11/21) ... made one tackle in start at Baylor (11/14) ... assisted on two tackles against Iowa State (11/7) ... made first start of career and had a career-high six tackles with one for loss against Texas Tech (10/24) ... made the first two tackles of his career, including a TFL, and had his first pass breakup at Kansas State (10/17) ... made Sooners debut at Tennessee (9/12).

JUNIOR COLLEGE

Rated as a four-star recruit by ESPN, a three-star recruit by 247Sports and Scout and a two-star recruit by Rivals ... ranked as No. 2 JUCO cornerback and No. 13 player overall by ESPN, No. 7 cornerback and No. 58 player overall by 247Sports and 53rd overall player by Scout ... chose Oklahoma over programs such as Maryland and Ball State ... tallied 12

tackles in eight games in 2014 with 1.5 tackles for loss, two interceptions and 10 pass breakups.

PERSONAL

Majoring in communication.



MYKEL JONES
PATTERSON, LA.
PATTERSON HIGH SCHOOL

WR / 5-11 / 186 / SO

3

Year	GP-GS	Rec	Yds	Avg	TD	Long
2016	12-0	13	106	8.2	0	43
Career	12-0	13	106	8.2	0	43

2016

Appeared in 12 games and registered 13 catches for 106 yards ... made collegiate debut and led team in receiving with six catches for 48 yards against ULM (9/10) ... registered a career-long 43-yard catch against Baylor (11/12).

HIGH SCHOOL

Four-star recruit according to ESPN, Rivals and Scout and a three-star prospect by 247Sports ... touted as 94th overall recruit in country by Rivals, No. 271 overall by ESPN and No. 454 overall by 247Sports ... dubbed 20th-best wide receiver in the country by Rivals, No. 45 by Scout, No. 46 by ESPN and No. 72 by 247Sports ... tabbed as No. 4 recruit in state of Louisiana by Rivals, No. 18 in state by ESPN and No. 27 by 247Sports ... missed beginning of 2015 season due to injury but still had 27 receptions for 500 yards and seven touchdowns ... caught 32 passes for 606 yards and eight touchdowns as a junior ... chose OU over Alabama, Tennessee, Ole Miss and others.

PERSONAL

Majoring in human relations ... first name pronounced MY-kell.



ASHTON JULIOUS
FLORENCE, S.C.
LACKAWANNA COLLEGE

OL / 6-5 / 335 / R-SR

67

2016

Played in season's final 10 games, primarily on special teams.

JUNIOR COLLEGE

Ranked as a three-star recruit by ESPN, Rivals and 247Sports ... named a second-team JUCO All-American ... tabbed No. 23 JUCO prospect by 247Sports, No. 40 by ESPN and No. 43 by Rivals ... touted as No. 2 JUCO offensive tackle by 247Sports and No. 6 by ESPN and No. 8 offensive lineman by Rivals ... junior college teammate of fellow OU class members Emmanuel Beal and Kapri Doucet ... also held offers from Arizona State, Baylor, South Carolina, West Virginia and others.

PERSONAL

An Arts and Sciences planned program major.



CALEB KELLY

FRESNO, CALIF.
CLOVIS WEST HIGH SCHOOL

LB / 6-3 / 229 / SO

19

Year	GP-GS	UT	AT	Total	TFL	Sacks	INT	FF	FR	PBU
2016	11-6	22	14	36	3.0-8	1.0-6	0	0	0	1
Career	11-6	22	14	36	3.0-8	1.0-6	0	0	0	1

2016

Played in 11 games at outside linebacker with starts in each of last six contests ... registered four total tackles in first five games and 32 in final six outings ... finished with game- and career-high 12 tackles and 1.0 tackle for loss in Sugar Bowl win over Auburn (1/2) ... registered six tackles at Iowa State (11/3) and followed with seven stops against Baylor (11/12) ... made first career start against Kansas (10/29) ... made collegiate debut against ULM (9/10) and finished with four tackles ... broke up one pass and registered a pair of quarterback hurries on the season.

HIGH SCHOOL

Ranked as a five-star recruit by Rivals and Scout and a four-star recruit by ESPN and 247Sports ... recognized as 14th overall recruit in country by Rivals, 17th by Scout, 68th by 247Sports and 69th by ESPN ... rated as No. 2 outside linebacker in nation by Scout, No. 3 by Rivals, No. 5 by 247Sports and No. 7 by ESPN ... selected as No. 2 recruit from California by Rivals, No. 7 by ESPN and No. 9 by 247Sports ... made 79 tackles in his senior season with 10.0 sacks ... chose OU over Alabama, Notre Dame, Oregon, Texas and others.

PERSONAL

Majoring in communication.

LB CALEB KELLY



AUSTIN KENDALL

WAXHAW, N.C.
CUTHBERTSON HIGH SCHOOL

QB / 6-2 / 215 / SO

10

Year	GP-GS	Comp	Att	Pct	Yds	Avg	TD	INT	Long	Rush	Yds	Avg	TD	Long
2016	2-0	16	22	72.7	143	71.5	2	0	18	6	8	1.3	0	17
Career	2-0	16	22	72.7	143	71.5	2	0	18	6	8	1.3	0	17

2016


Played in two games in a back-up role ... his 143 passing yards and 16 completions were most ever in a season by a true freshman under head coach Bob Stoops, while his two passing TDs tied Paul Thompson (2002) for most ... made OU debut by playing entire second half vs. ULM (9/10) and finished with 108 yards and two TDs on 12-of-15 passing ... entered Kansas game (10/29) in third quarter and finished 4-of-7 for 35 yards and added 26 yards rushing on three carries ... enrolled at OU in January and participated in spring practice.

HIGH SCHOOL

Tabbed a four-star recruit by ESPN, Rivals and Scout, and a three-star prospect by 247Sports ... selected for 2016 Semper Fi All-American Bowl ... ranked as No. 77 high school prospect nationally by Rivals, No. 162 by ESPN and No. 448 by 247Sports ... touted as No. 4 pro-style quarterback by Rivals, the No. 7 pocket passer by ESPN, No. 16 pro-style QB by 247Sports and No. 20 overall quarterback by Scout ... selected as No. 8 player in state of North Carolina by ESPN, No. 9 by Rivals and No. 18 by 247Sports ... completed 63.9 percent of passes for 2,627 yards and 23 touchdowns and ran for 268 yards and six more scores as a senior ... threw for 4,461 yards on 310-for-513 passing (60.4 percent) with 49 touchdowns as a junior ... also had offers from Auburn, Clemson, Tennessee and West Virginia, among others.

PERSONAL

Majoring in communication/pre-law studies.



DU'VONTA LAMPKIN

HOUSTON, TEXAS
CYPRESS FALLS HIGH SCHOOL

DT / 6-4 / 335 / R-SO

57

Year	GP-GS	UT	AT	Total	TFL	Sacks	INT	FF	FR	PBU
2016	5-0	2	3	5	2.0-3	0.0-0	0	0	0	0
Career	5-0	2	3	5	2.0-3	0.0-0	0	0	0	0

2016

Made collegiate debut in seventh game of season at Texas Tech (10/22) and played in five of last six contests ... two of his five tackles resulted in lost yardage (both came against Kansas on 10/29).

2015

Redshirted.

HIGH SCHOOL

Four-star recruit by 247Sports and three-star recruit by ESPN, Rivals and Scout ... ranked as the No. 294 overall player in the country by Scout and No. 333 by 247Sports ... rated as the No. 21 defensive tackle by 247Sports, No. 23 by Rivals, No. 25 by Scout and No. 32 by ESPN ... tabbed the No. 47 player in Texas by 247Sports, No. 48 by Rivals and No. 73 by ESPN ... recorded 81 tackles, including 38 tackles for loss and 16 sacks, and forced eight fumbles as a senior.



PLAYER BIOS

7 NATIONAL CHAMPIONSHIPS

10 BIG 12 CHAMPIONSHIPS

PERSONAL

Major is African and African-American studies ... first name pronounced duh-VON-tay.



KENNETH MANN

BURLESON, TEXAS
BURLESON HIGH SCHOOL

DL / 6-3 / 265 / R-SO

55

Year	GP-GS	UT	AT	Total	TFL	Sacks	INT	FF	FR	PBU
2016	8-0	2	0	2	0.0-0	0.0-0	0	0	0	0
Career	8-0	2	0	2	0.0-0	0.0-0	0	0	0	0

2016

Played in eight games, primarily on special teams ... recorded two unassisted tackles, both against Kansas (10/29).

2015


Redshirted.

HIGH SCHOOL

Consensus three-star recruit by Rivals, Scout, 247Sports and ESPN ... ranked as No. 40 overall defensive end in country by ESPN and No. 82 by Scout ... slated as No. 26 strong-side defensive end in country by Rivals and No. 69 by 247Sports ... rated No. 48 overall recruit in state of Texas by Rivals, No. 78 by ESPN and No. 179 by 247Sports ... ranked No. 96 in Midlands Region by ESPN ... recorded 79 tackles, 14.5 sacks and 27 tackles for loss as a senior ... also received offers from Kansas State, Oklahoma State and Tulsa, among others.

PERSONAL

Majoring in human relations.



BAKER MAYFIELD

AUSTIN, TEXAS
TEXAS TECH UNIVERSITY

QB / 6-1 / 220 / R-SR

6

Year	GP-GS	Comp	Att	Pct	Yds	Avg	TD	INT	Long	Rush	Yds	Avg	TD	Long
2013*	8-7	218	340	64.1	2,315	289.4	12	9	60	88	190	2.2	3	22
2015	13-13	269	395	68.1	3,700	284.6	36	7	76	141	405	2.9	7	39
2016	13-13	254	358	70.9	3,965	305.0	40	8	88	78	177	2.3	6	16
Career	34-33	741	1,093	67.7	9,980	293.5	88	24	88	307	772	2.5	16	39

* at Texas Tech

CAREER

Only player in OU history to register at least 5,000 passing yards (7,665) and at least 500 rushing yards (582) in a career ... Has accounted for 89 touchdowns as a Sooner, the most by a player in the first 26 games of an OU career ... His 76 TD passes are second most by a Sooner in the first 26 games of a career (Sam Bradford had 82) ... Ranks first at OU in career completion percentage (.695; Bradford ranks second at .676) and career passing efficiency rating (184.28; Bradford ranks second at 175.62) ... Also ranks third in OU history in total offense (8,247), fourth in passing yards (7,665), TD passes (76) and 300-yard passing games (12), fifth in completions (523) and seventh in attempts (753) ... Owns a 5.1 touchdown-to-interception ratio as a Sooner (76 to 15).

2016

One of five Heisman Trophy finalists (along with teammate Dede Westbrook) and finished third in voting ... also one of three finalists for the Maxwell Award (college player of the



QB BAKER MAYFIELD

year) and Davey O'Brien Award (quarterback of the year) ... repeat winner of Burlsworth Trophy (most outstanding player who began career as a walk-on) ... named to All-Big 12 First Team ... quarterback of first team to ever go 9-0 in regular season Big 12 play ... threw for an average of 305.0 yards per game and amassed 40 touchdown passes against eight interceptions (5.0 ratio) ... set FBS single-season pass efficiency rating record with a 196.4 mark (the previous record was 191.8; next highest Power 5 figure in 2016 was 167.5) and also ranked first nationally in completion percentage (70.9) and yards per pass attempt (11.1; only one other player was above 9.9) ... ranked second nationally in yards per completion (15.6), fourth in points responsible for (21.5 per game) and sixth in passing TDs (40) ... ranked fourth nationally with 22 completions of at least 40 yards ... accounted for at least four touchdowns in seven of team's nine Big 12 games (three in the other two contests) ... led Big 12 in conference play in passing TDs (31; next most was 27; third most was 20), completion percentage (.735; next best was .641) and pass efficiency rating (208.9; next best was 158.8) ... threw for 319.6 yards per league contest and also ran for 139 yards and six scores in conference play ... threw at least four TD passes in four straight games (Oct. 15 through Nov. 3) ... his 21 pass TDs from Oct. 15 to No. 12 are most in school history for a five-game span ... named Davey O'Brien Quarterback of the Week after going 27-of-36 through the air for a career-high 545 yards (nine shy of OU record) and a school-record seven TDs in a 66-59 win at Texas Tech on Oct. 22 ... finished with 564 yards of total offense against the Red Raiders (eight shy of his own OU record) while averaging 20.2 yards per completion and 15.1 yards per attempt ... his 266.3 passing efficiency rating against Texas Tech was the best in school history among players with at least 30 throws ... threw for 323 yards against Houston (Sept. 3), 390 vs. Texas (Oct. 8), 346 vs. Kansas State (Oct. 15), 328 at Iowa State (Nov. 3) and 300 vs. Baylor (Nov. 12).

2015

Sporting News Player of the Year ... winner of Burlsworth Trophy (nation's top player who began career as walk-on) ... named first-team All-American by *Sporting News* and Walter Camp Football Foundation ... chosen as Second Team All-American by AP and FWAA ... selected as Big 12 Offensive Player of the Year and an All-Big 12 First Team honoree ... finalist for Davey O'Brien Award, Earl Campbell Tyler Rose Award, Manning Award and Walter Camp Player of the Year Award ... semifinalist for Maxwell Award ... started all 12 games ... completed 26 of 41 passes for an OU Orange Bowl-record 311 yards and a TD vs. Clemson ... threw for 180 yards and two touchdowns on 17 of 25 passing and ran 11 times for 77 yards and another score in Big 12-title-clinching win at Oklahoma State (11/28) ... completed 9 of 20 passes for 127 yards and two touchdowns and ran 10 times for 42 yards (did not play in second half due to injury) against TCU (11/21) ... passed for 270 yards and three touchdowns on 24 of 34 passing and ran for another score and 76 yards on 15 carries at Baylor (11/14) ... tossed three touchdowns on 23 of 31 passing for 342 yards and ran for 27 yards on 10 carries with another score against Iowa State (11/7) ... threw for 383 yards and four touchdowns on 27 of 32 passing at Kansas (10/31) ... completed 15 of 22 passes for 212 yards and two touchdowns against Texas Tech (10/24) ... set career high with five touchdown passes on 20 of 27 passing with 282 yards and ran nine times for 33 yards at Kansas State (10/17) ... completed 20 of 28 passes for 211



yards and a touchdown against Texas (10/10) ... threw for 320 yards and 3 TDs on 14 of 25 passing against West Virginia (10/3) ... set a school record with 572 yards of total offense (487 passing, 85 rushing) against Tulsa (9/19) ... also threw four touchdowns on 32 of 38 passing and ran for two scores on 13 carries vs. Tulsa ... also threw for 187 yards and three touchdown passes on 19 of 39 passing and ran for 46 yards and another score on 14 carries at Tennessee (9/12) ... made Oklahoma debut against Akron (9/5) and set OU record for passing yards in a season opener with 388 on 23 of 33 passing with three touchdowns and no interceptions (added six rushes for eight yards and another score).

2014

Named one of Oklahoma's Scout Team Offensive Players of the Year ... sat out season due to NCAA transfer rules after spending his freshman season at Texas Tech.

2013 (AT TEXAS TECH)


College Football News Freshman All-America honorable mention ... Big 12 Offensive Freshman of the Year ... played in eight games (seven starts) ... completed 218 of 340 passes for 2,315 yards, 12 TDs and nine INTs ... pass completions and attempts were most by a Big 12 freshman quarterback since OU's Landry Jones in 2009 ... threw for 413 yards on 43 of 60 passing with four TDs and added a rushing TD in career debut in season opener at SMU (8/30) ... named Big 12 Offensive Player of the Week and earned multiple national player-of-the-week awards for his performance in season opener.

HIGH SCHOOL

Led Lake Travis to a 25-2 record during two seasons as the starting quarterback ... guided team to a 9-2 record as a senior and to a 6-0 record during district play with a District 15-5A Championship ... completed 182 of 288 passes for 2,467 yards with 22 touchdowns and just three interceptions as a senior ... named 15-5A District MVP ... named All-Centex Third Team ... helped lead Lake Travis to an undefeated 16-0 season in 2011 on the way to a 4A State Championship ... passed for 3,788 yards in first season as a starting quarterback on 247 of 378 passing (65%) with 45 touchdown passes and only five interceptions ... Texas Sports Writers All-State Second Team ... AP All-State Honorable Mention ... tallied 6,255 yards on 429 of 666 passing with 67 touchdowns and eight interceptions during high school career.

PERSONAL

Had year of lost eligibility restored in vote of Big 12 faculty athletics representatives on June 2, 2016 ... majoring in communication.



PRENTICE MCKINNEY

DALLAS, TEXAS
SOUTH OAK CLIFF HIGH SCHOOL

S / 6-0 / 195 / JR

29

Year	GP-GS	UT	AT	Total	TFL	Sacks	INT	FF	FR	PBU
2015	5-0	1	1	2	0.0-0	0.0-0	0	0	0	1
2016	1-0	0	0	0	0.0-0	0.0-0	0	0	0	0
Career	6-0	1	1	2	0.0-0	0.0-0	0	0	0	1

2016

Played in one game (season opener vs. Houston) but did not register any statistics.

2015

Played in five games ... saw playing time against Baylor (11/14) and Iowa State (11/7) ... assisted on a tackle at Kansas (10/31) ... broke up a pass at Kansas State (10/17) ... made Sooners debut with one tackle against Akron (9/5).

HIGH SCHOOL

Rated as a four-star recruit by ESPN and Rivals and selected as a three-star recruit by Scout and 247Sports ... ranked as No. 19 safety by Rivals, No. 27 by ESPN and 247Sports and No. 35 by Scout ... tabbed as No. 38 player from Texas by Rivals, No. 53 by ESPN and No. 59 by 247Sports ... recorded 89 tackles, five interceptions, one fumble recovery and two defensive touchdowns as a senior ... also had offers from Arizona State, Arkansas, North Carolina, Notre Dame and TCU, among others.

PERSONAL

Major is sociology.



ARTHUR MCGINNIS

NEW ORLEANS, LA.
WARREN EASTON HIGH SCHOOL

DT / 6-1 / 262 / R-SO

50

2016

Did not play.

2015


Redshirted.

HIGH SCHOOL

Rated as a four-star recruit from Rivals and a three-star recruit by ESPN, Scout and 247Sports ... rated as the No. 18 outside linebacker in the class by Rivals, No. 30 by ESPN, No. 37 by 247Sports and as the No. 24 middle linebacker by Scout ... ranked as the No. 13 player in Louisiana by Scout, No. 26 by 247Sports and No. 30 by ESPN ... posted 110 tackles, 14 sacks, 32 tackles for loss, four forced fumbles and four pass breakups as a junior ... also had offers from Ole Miss, Notre Dame and UCLA among others.

PERSONAL

Majoring in communication.



JEFFERY MEAD

TULSA, OKLA.
UNION HIGH SCHOOL

WR / 6-5 / 195 / SR

15

Year	GP-GS	Rec	Yds	Avg	TD	Long
2014	8-0	0	0	—	0	—
2015	11-0	6	66	11.0	1	20
2016	9-7	10	150	16.7	3	42
Career	28-7	16	216	13.5	4	42

2016

Played in nine games and made seven starts ... caught 10 passes for 150 yards and three touchdowns ... registered two receptions for 27 yards in Sugar Bowl win over Auburn (1/2) ... recorded one catch (a career-long 42-yarder) against Oklahoma State (12/3) that tied a career high for receiving yards in a game ... finished with 42 receiving yards and matched a career high with two receptions and a touchdown at Iowa State (11/3).

2015

Played in 11 games (did not play at Tennessee or Oklahoma State) ... tied career high by catching two passes for 19 yards in the Orange Bowl against Clemson (12/31) ... caught one pass for seven yards against Texas Tech (10/24) ... made one catch for nine yards against Tulsa (9/19) ... caught the first pass of his career for an 11-yard touchdown and finished with two catches for 31 yards against Akron (9/5) ... named to Academic All-Big 12 Second Team

2014

Played in eight of 13 games, missing the contests against Tennessee, Baylor, Texas Tech, Oklahoma State and Clemson ... made Sooners debut against Louisiana Tech (8/30).



PLAYER BIOS

7 NATIONAL CHAMPIONSHIPS

10 BIG 12 CHAMPIONSHIPS

HIGH SCHOOL

Four-star recruit by ESPN and 247Sports ... three-star recruit by Scout and Rivals ... hauled in 65 catches for 1,098 yards and 14 touchdowns as a senior ... also a starter in basketball and baseball ... No. 7 player in Oklahoma (247Sports) ... No. 8 player in Oklahoma (Rivals) ... No. 9 player in Oklahoma (ESPN) ... No. 46 wide receiver (247Sports) ... No. 56 wide receiver (ESPN) ... No. 76 wide receiver (Rivals) ... also received offers from Arkansas, Clemson, LSU, Nebraska, Oklahoma State and Texas A&M.

PERSONAL

Majoring in finance.



CARSON MEIER

TULSA, OKLA.
UNION HIGH SCHOOL

FB / 6-5 / 250 / R-JR

45

Year	GP-GS	Rec	Yds	Avg	TD	Long
2015	13-0	0	0	—	0	—
2016	13-0	0	0	—	0	—
Career	26-0	0	0	—	0	—

2016

Played in all 13 games, primarily on special teams ... an Academic All-Big 12 Second Team honoree.

2015

Played in all 13 games ... made Sooners debut against Akron (9/5) ... named to Academic All-Big 12 First Team.

2014

Redshirted.

HIGH SCHOOL

Four-star recruit by ESPN ... three-star recruit by Scout, Rivals and 247Sports ... rated as No. 5 tight end by ESPN ... caught 33 passes for 433 yards and three touchdowns as a senior ... played in Semper Fidelis All-American game ... also had offers from Duke, Kansas State, Oklahoma State, Oregon State and Wisconsin.

PERSONAL

Majoring in finance.



A.D. MILLER

DALLAS, TEXAS
BISHOP DUNNE HIGH SCHOOL

WR / 6-3 / 197 / JR

13

Year	GP-GS	Rec	Yds	Avg	TD	Long
2015	6-1	2	16	8.0	0	12
2016	12-5	12	145	12.1	2	36
Career	18-6	14	161	11.5	2	36

2016

Played in 12 of 13 games (did not play in Sugar Bowl) and made five starts ... caught 12 passes for 145 yards (12.1 average) and two touchdowns ... paced team with career highs of 72 receiving yards, three receptions and a touchdown against Ohio State (9/17) ... scored his first career TD against ULM (9/10) ... named to Academic All-Big 12 First Team.

2015


Played in six games with one start ... made one reception for four yards at Kansas State (10/17) ... made first career start against Texas (10/10) ... saw playing time against West Virginia (10/3) ... caught first pass of career for 12 yards against Tulsa (9/19) ... saw playing time at Tennessee (9/12) ... made Sooners debut against Akron (9/5).

HIGH SCHOOL

Ranked as a three-star recruit by ESPN, 247Sports, Rivals and Scout ... rated as No. 74 wide receiver by Scout, No. 78 by ESPN, No. 79 by Rivals and No. 102 by 247Sports ... pegged as No. 84 player from state of Texas by Rivals and No. 85 by ESPN ... earned first-team all-state honors as a senior ... caught 63 passes for a total of 1,187 yards and 18 touchdowns in senior season and had 34 catches for 482 yards and 10 touchdowns as a junior ... also received offers from Notre Dame, Ohio State and Tennessee, among others.

PERSONAL

Majoring in communication.



QUINN MITTERMEIER

TOPEKA, KAN.
BUTLER COMMUNITY COLLEGE

OL / 6-5 / 290 / R-JR

73

2016

Played in all 13 games, primarily on special teams ... made OU debut vs. Houston (9/3) ... named to Academic All-Big 12 Second Team.

2015


Redshirted.

JUNIOR COLLEGE

Ranked by Rivals and 247Sports as a three-star recruit after spending one season at Butler Community College ... picked by 247Sports as No. 15 junior college offensive tackle and No. 17 junior college player in state of Kansas ... also received offers from Florida, Kansas State, Louisville, Nebraska and Texas Tech.

PERSONAL

Majoring in human relations.



PARNELL MOTLEY

WASHINGTON, D.C.
HD WOODSON HIGH SCHOOL

DB / 6-0 / 175 / SO

11

Year	GP-GS	UT	AT	Total	TFL	Sacks	INT	FF	FR	PBU
2016	11-0	8	1	9	0.0-0	0.0-0	0	0	0	0
Career	11-0	8	1	9	0.0-0	0.0-0	0	0	0	0

2016

Played in 11 contests, primarily on special teams ... registered nine tackles (eight unassisted) ... made career-high four tackles against ULM in collegiate debut (9/10).

HIGH SCHOOL

Consensus three-star recruit by ESPN, Scout, Rivals and 247Sports ... ranked as No. 471 recruit nationally by 247Sports ... rated as 39th overall athlete in the country by Scout and No. 54 athlete in country by ESPN ... tabbed by 247Sports as No. 72 wide receiver in nation ... rated as No. 5 overall prospect in Washington, D.C., by 247Sports and No. 6 by Rivals and ESPN ... also received offers from Clemson, LSU, Michigan and Michigan State, among others.



PERSONAL

Major is undecided.



KYLER MURRAY
ALLEN, TEXAS
TEXAS A&M UNIVERSITY

QB / **5-10** / **192** / **R-SO**

1

Year	GP-GS	Comp	Att	Pct	Yds	Avg	TD	INT	Long	Rush	Yds	Avg	TD	Long
2015*	8-3	72	121	59.5	686	76.2	5	7	26	53	335	6.3	1	34
Career	8-3	72	121	59.5	686	76.2	5	7	26	53	335	6.3	1	34

* at Texas A&M

2016

Practiced with team but did not participate in games per NCAA transfer rules.

2015 (AT TEXAS A&M)


Played in eight games and made three starts at quarterback ... finished second on team with 335 rushing yards and 1,021 yards of total offense ... recorded 191 passing yards and set season highs in completions (22), attempts (39) and passing touchdowns (3) while running for an additional 50 yards vs. Western Carolina (11/14) ... threw for 105 yards and ran for 37 more in start against Auburn (11/7) ... made first career start and threw for career-high 223 yards on 20-of-28 passing with one touchdown while running for career-high 156 yards and a score on 20 attempts vs. South Carolina (10/31) ... completed 2-of-4 passes for 21 yards against Alabama (10/17) ... ran five times for 27 yards against Arkansas (9/26) ... was 2-of-4 passing for 32 yards and ran twice for 10 yards vs. Nevada (9/19) ... completed 9-of-14 passes for 65 yards and his first touchdown against Ball State (9/12) ... made collegiate debut by throwing for 49 yards on 4-of-9 passing and rushing for 69 yards on six attempts vs. Arizona State (9/5).

HIGH SCHOOL

Consensus five-star recruit by ESPN, Rivals, Scout and 247Sports ... rated as 13th overall recruit by ESPN, 30th by 247Sports, 37th by Scout and 71st by Rivals ... touted by ESPN as top dual threat QB in country, No. 2 by 247Sports and No. 5 by Rivals ... named No. 3 player in state of Texas by ESPN, No. 4 by 247Sports and No. 9 by Rivals ... ranks as one of most accomplished Texas high school players ever after leading Allen High School to three straight state titles and never losing a game as a starting quarterback (43-0) ... rolled up 14,500 rushing and passing yards and totaled 186 touchdowns in his three seasons ... named Mr. Texas Football Player of the Year in 2014 by *Dave Campbell's Texas Football* magazine ... named National Player of the Year by *Parade*, *Gatorade*, *MaxPreps* and *USA Today* ... completed 278 of 433 passes (64.2 percent) for 4,713 yards and 54 touchdowns against just eight interceptions and averaged nearly 10 yards per carry on way to 1,485 yards and 25 touchdowns as a senior ... completed 207 of 325 passes (63.7 percent) for 3,669 yards and 46 touchdowns as a junior while adding another 1,274 yards and 19 scores on ground ... rushed for 1,370 yards and 25 touchdowns as a sophomore while passing for 2,004 yards and 17 touchdowns ... was first player ever selected to play in Under Armour All-American games for both football and baseball.

PERSONAL

An outfielder on the OU baseball team who played in 27 games in 2017 ... Father (Kevin Murray) lettered at Texas A&M from 1983-86 and finished career holding virtually every season and career passing record ... father was also inducted into Texas A&M Athletic Hall of Fame in 1999 and the Cotton Bowl Hall of Fame in 2012 ... major is human relations.



OGBONNIA OKORONKWO

HOUSTON, TEXAS
ALIEF TAYLOR HIGH SCHOOL

DE/LB / **6-1** / **240** / **R-SR**

31

Year	GP-GS	UT	AT	Total	TFL	Sacks	INT	FF	FR	PBU
2014	11-0	4	4	8	3.0-19	2.0-15	0	0	0	0
2015	9-0	5	4	9	2.0-12	2.0-12	0	0	0	0
2016	12-12	50	21	71	12.0-62	9.0-54	0	2	0	3
Career	32-12	59	29	88	17.0-93	13.0-81	0	2	0	3

CAREER NOTES

His 13.0 career sacks are tied for fourth most by an OU linebacker.

2016

Named second-team All-Big 12 by league's coaches and AP ... his 9.0 sacks tied Eric Striker for most in OU single-season history by a linebacker and were third most in Big 12 overall on year ... paced squad and tied for fifth in Big 12 with 12.0 tackles for loss (for 62 yards) ... recorded four tackles and 1.5 tackles for loss in Sugar Bowl win over Auburn (1/2) ... led team with nine tackles against Oklahoma State (12/3) while also adding a pair of sacks, a forced fumble and a QB hurry ... missed Kansas (10/29) game due to injury ... notched a career-high 11 tackles against Texas (10/8) while also forcing a fumble and adding his first career pass breakup ... recorded six tackles and career-high 2.5 tackles for loss and a pair of crucial late sacks at TCU (10/1) ... had 2.0 TFL and nine tackles in first career start vs. Houston (9/3).

2015

Played in nine games (did not play in final four games of season) ... recorded a sack at Kansas (10/31) ... tied career high with three tackles, including a sack, at Kansas State (10/17) ... made two tackles against Tulsa (9/19) ... recorded a career-high three tackles against Akron (9/5).

2014

Played in 11 of 13 games, missing contests at TCU (10/4) and against Oklahoma State (12/6) ... matched season high with two tackles and had personal-best 1.5 sacks against Clemson in Russell Athletic Bowl (12/29) ... set season high with two tackles, including one tackle for loss, against Kansas (11/22) ... had one tackle at Iowa State (11/1) ... assisted on a sack against Texas (10/11) ... recorded one tackle at West Virginia (9/20) ... assisted on a tackle in Sooners debut against Louisiana Tech (8/30).

2013

Redshirted.

HIGH SCHOOL

Three-star recruit by Rivals, ESPN, Scout, PrepStar and 247Sports ... No. 15 defensive end (247Sports) ... also had offers from Colorado, Missouri, Oklahoma State, Texas Tech, West Virginia and others.

PERSONAL


Majoring in African and African-American studies ... name pronounced o-BO-ny-uh o-kor-RON-kwo.



PLAYER BIOS

7 NATIONAL CHAMPIONSHIPS

10 BIG 12 CHAMPIONSHIPS



DWAYNE ORSO-BACCHUS

BIRMINGHAM, ALA.
HOMEWOOD HIGH SCHOOL

OL / 6-5 / 328 / R-JR

79

Year	GP-GS	UT	AT	Total	TFL	Sacks	INT	FF	FR	PBU
2015	6-0	1	1	2	0.0-0	0.0-0	0	0	0	0
2016	1-0	0	0	0	0.0-0	0.0-0	0	0	0	0
Career	7-0	1	1	2	0.0-0	0.0-0	0	0	0	0

2016

Saw lone action against Kansas (10/29) at defensive end.

2015

Played in six games at defensive end ... assisted on a tackle at Oklahoma State (11/28) ... saw playing time against Iowa State (11/7) ... made first tackle of career at Kansas (10/31) ... saw playing time against Texas Tech (10/24) and Tennessee (9/12) ... made Sooners debut against Akron (9/5).

2014

Redshirted.

HIGH SCHOOL

Three-star recruit by ESPN and 247Sports ... Two-star recruit by Rivals and Scout ... Posted 45 total tackles with 22 solo tackles as a senior ... Three-star recruit by ESPN and 247Sports ... Two-star recruit by Rivals and Scout ... Posted 45 total tackles with 22 solo tackles as a senior.

PERSONAL

Major is human relations ... last name pronounced OR-so BAH-cuss.



MARQUISE OVERTON

TULSA, OKLA.
JENKS HIGH SCHOOL

DT / 6-1 / 295 / JR

97

Year	GP-GS	UT	AT	Total	TFL	Sacks	INT	FF	FR	PBU
2015	8-0	4	1	5	1.0-4	1.0-4	0	0	0	0
2016	2-0	1	1	2	0.0-0	0.0-0	0	0	0	0
Career	10-0	5	2	7	1.0-4	1.0-4	0	0	0	0

2016

Saw action in first two games before missing rest of season due to injury ... both of his tackles came against ULM in second game (9/10).

2015

Played in eight games ... saw playing time in Orange Bowl against Clemson (12/31) ... assisted on a tackle at Oklahoma State (11/28) ... saw playing time at Baylor (11/14) ... posted one tackle against Iowa State (11/7) ... saw playing time against Kansas (10/31) and Texas Tech (10/24) ... posted a career-high two tackles, including his first sack, at Kansas State (10/17) ... made Sooners debut with one tackle against Akron (9/5).

HIGH SCHOOL

Ranked by Rivals, 247Sports, Scout and ESPN as a four-star recruit ... rated 175th overall in country by ESPN, 189th overall by 247Sports, 217th overall by Rivals and 286th overall by Scout ... recognized as No. 15 defensive tackle prospect nationally by 247Sports, No. 19 by Rivals, No. 20 by ESPN and No. 24 DT by Scout ... No. 2 overall recruit in state

of Oklahoma according to 247Sports and No. 4 in state according to ESPN, Scout and Rivals ... slotted as 26th-best talent in Midlands Region by ESPN ... named Top Defensive Lineman by *Tulsa World* ... selected for Semper Fidelis All-American Game ... part of prep teams that won three straight 6A state titles ... received offers from Baylor, Oklahoma State and Texas Tech, among others ... Another in a long line of Jenks standouts to attend Oklahoma, including current safety Steven Parker.

PERSONAL

Major is communication ... first name pronounced mar-KEZ.



JORDAN PARKER

PITTSBURG, CALIF.
PITTSBURG HIGH SCHOOL

CB / 5-11 / 188 / SO

1

Year	GP-GS	UT	AT	Total	TFL	Sacks	INT	FF	FR	PBU
2016	10-8	31	5	36	1.0-1	0.0-0	0	1	1-0	3
Career	10-8	31	5	36	1.0-1	0.0-0	0	1	1-0	3

2016

Played in 10 games at cornerback and started final eight contests ... registered 36 tackles (31 unassisted) ... made collegiate debut against Texas (10/8) and logged four tackles ... made first collegiate start vs. Kansas State (10/15) and registered five stops ... logged a career-high seven tackles at Texas Tech (10/22) ... notched first career tackle for loss against Iowa State (11/3) and finished with five tackles and one pass breakup ... forced a fumble and notched four tackles against Baylor (11/12) ... made five tackles in Big 12 title-clinching win over Oklahoma State (12/3).

HIGH SCHOOL

Consensus four-star recruit by ESPN, Scout, Rivals and 247Sports ... invited to The Opening ... ranked as No. 128 overall recruit by Scout, No. 134 by Rivals, No. 175 by 247Sports and No. 290 by ESPN ... rated as No. 11 cornerback in country by Scout, No. 13 by Rivals, No. 17 by 247Sports and No. 22 by ESPN ... rated as No. 21 overall prospect in California by Rivals, No. 24 by 247Sports and No. 33 by ESPN ... recorded 23 tackles as a senior and added three interceptions and six pass breakups ... made 32 tackles as a junior with two tackles for loss and five interceptions ... also received offers from Tennessee, UCLA, USC and Utah, among others.

PERSONAL

Underwent two heart surgeries in summer of 2016 after being diagnosed with Wolff-Parkinson-White syndrome ... major is sociology.



STEVEN PARKER

TULSA, OKLA.
JENKS HIGH SCHOOL

DB / 6-1 / 204 / SR

10

Year	GP-GS	UT	AT	Total	TFL	Sacks	INT	FF	FR	PBU
2014	13-4	20	11	31	2.0-9	1.0-6	0	0	0	6
2015	13-13	41	19	60	4.0-18	1.5-12	0	0	1-0	4
2016	13-13	42	21	63	3.0-6	0.0-0	2-12	0	1-0	4
Career	39-30	103	51	154	9.0-33	2.5-18	2-12	0	2-0	14

2016

An honorable mention All-Big 12 selection by league's coaches ... started all 13 games (12 at strong safety and 10/1 TCU game at nickelback) ... tied for second on team with two interceptions and tied for third with four pass breakups ... registered 3.0 tackles for loss



DB STEVEN PARKER

and recovered a fumble ... tied career high with eight tackles vs. Kansas State (10/15) and vs. Auburn (1/2) in Sugar Bowl win ... secured first career interception in win at TCU and picked off another pass in victory at Texas Tech (10/22) ... named 2016 Preseason All-Big 12 ... on preseason watch list for Nagurski Award.

2015

Chosen to All-Big 12 Second Team by AP and ESPN.com ... league's coaches named him All-Big 12 honorable mention ... started all 13 games (eight at strong safety, three at free safety and two at nickelback) ... started at strong safety and made five tackles in Orange Bowl against Clemson (12/31) ... broke up two passes and recorded six tackles in start at strong safety at Oklahoma State (11/28) ... started at strong safety and posted four tackles, 0.5 for loss, and broke up a two-point conversion pass against TCU (11/21) ... made five tackles in start at strong safety at Baylor (11/14) ... had four tackles in start at strong safety against Iowa State (11/7) ... recovered a fumble and made two tackles in start at strong safety at Kansas (10/31) ... started at strong safety and had six tackles against Texas Tech (10/24) ... tied for team lead with four tackles in start at strong safety at Kansas State (10/17) ... tied season high with seven tackles, including a career-high 1.5 tackles for loss in start at free safety against Texas (10/10) ... broke up a pass and made four tackles with 1.0 sack in start at free safety against West Virginia (10/3) ... set season high with seven tackles in start at nickelback against Tulsa (9/19) ... start at free safety and had five tackles, including 1.0 for loss and half a sack, and one pass breakup at Tennessee (9/12) ... started at nickelback and assisted on a tackle against Akron (9/5).

2014

Named All-Big 12 Honorable Mention as the Defensive Freshman of the Year by the league's coaches ... played in all 13 games with starts at nickelback against Texas Tech, Baylor and Kansas State and a start at safety against Oklahoma State ... made two tackles in the Russell Athletic Bowl against Clemson (12/29) ... picked up first sack of career, broke up a pass and made seven tackles against Oklahoma State (12/6) ... had one pass breakup and three tackles against Kansas (11/22) ... broke up two passes and had a tackle at Texas Tech (11/15) ... set career high with eight tackles and broke up a pass against Baylor (11/8) ... made two tackles, including the first tackle for loss of his career, at Iowa State (11/1) ... made first career start against Kansas State (10/18) and made two tackles ... broke up a pass against Texas (10/11) ... recorded three tackles at Tulsa (9/6) ... made Sooners debut with three tackles against Louisiana Tech (8/30).

HIGH SCHOOL

Four-star recruit by ESPN, Rivals, 247Sports and Scout ... Snared 33 receptions for 594 yards and nine touchdowns as a senior ... Also recorded 34 solo tackles and four interceptions on defense as a senior ... Played in Semper Fidelis All-American game ... No. 5 safety (Rivals) ... No. 9 safety (ESPN) ... No. 10 safety (247Sports) ... No. 9 safety (Scout) ... No. 1 player in Oklahoma (Rivals) ... No. 2 player in Oklahoma (247Sports) ... No. 3 player in Oklahoma (ESPN) ... No. 139 in ESPN300 ... Also offered by Alabama, Auburn, Baylor, Michigan, Ohio State, Texas and Texas A&M.

PERSONAL

Major is communication.



BEN POWERS

WICHITA, KAN.
BUTLER COMMUNITY COLLEGE

OL / 6-4 / 310 / JR

72

2016

A second-team All-Big 12 selection by AP and an honorable mention All-Big 12 pick by league's coaches ... played in 11 games with starts at left guard in each of last 10 contests ... played 595 snaps and surrendered one sack ... made OU debut against ULM (9/10) and first career start at TCU (10/1) ... enrolled at OU in January of 2016 after one season at junior college.

JUNIOR COLLEGE

Ranked as a four-star recruit by ESPN and three-star prospect by 247Sports and Rivals ... tabbed as No. 36 overall JUCO player by ESPN, No. 40 by Rivals and No. 79 by 247Sports ... selected as No. 2 JUCO guard by ESPN, No. 6 JUCO offensive tackle by 247Sports and No. 7-ranked JUCO offensive lineman by Rivals ... also had offers from Kansas State, TCU and Texas Tech.

PERSONAL

Major is management.



LOGAN ROBERSON

HARRAH, OKLA.
HARRAH HIGH SCHOOL

OL / 6-4 / 350 / R-FR

55

2016

Redshirted.

HIGH SCHOOL

Tabbed a three-star recruit by ESPN and Scout and a two-star prospect by 247Sports and Rivals ... ranked as No. 71 offensive guard in country by ESPN, No. 72 by Scout and No. 144 by 247Sports ... regarded as No. 16 player in state of Oklahoma by ESPN ... also had offers from Illinois, New Mexico, Toledo and others ... last name pronounced ROB-er-sun.

PERSONAL


Major is sociology.



PLAYER BIOS

7 NATIONAL CHAMPIONSHIPS

10 BIG 12 CHAMPIONSHIPS




MATT ROMAR

PORT ARTHUR, TEXAS
MEMORIAL HIGH SCHOOL

DT / 6-0 / 295 / R-SR

92



DRU SAMIA

SACRAMENTO, CALIF.
RIVER CITY HIGH SCHOOL

OL / 6-5 / 302 / JR

75

Year	GP-GS	UT	AT	Total	TFL	Sacks	INT	FF	FR	PBU
2014	12-0	4	6	10	1.0-6	1.0-6	0	0	0	0
2015	12-12	14	9	23	1.5-9	1.0-8	0	0	0	0
2016	9-0	9	8	17	5.5-19	2.5-15	0	0	1	0
Career	33-12	27	23	50	8.0-34	4.5-29	0	0	1	0

2016

Played in nine games (missed four due to injury) but still ranked third on team with 5.5 tackles for loss and tied for second with 2.5 sacks ... all of his sacks occurred during three-game span to start Big 12 play (at TCU, vs. Texas, vs. Kansas State) ... registered 17 tackles ... made season-high four stops in win over Texas (10/8) ... recorded first career fumble recovery in win at West Virginia (11/19).

2015

Played in and started 12 games at defensive tackle (did not play at Kansas State due to injury) ... recorded three tackles against TCU (11/21) ... produced two tackles, including a sack, at Baylor (11/14) ... posted four tackles against Iowa State (11/7) ... assisted on a tackle at Kansas (10/31) ... had one tackle against Texas Tech (10/24) ... set career high with seven tackles against Texas (10/10) ... made two tackles, including 0.5 tackles for loss, against Tulsa (9/19) ... recorded two tackles at Tennessee (9/12) ... made first start of career at defensive tackle against Akron (9/5), assisting on one tackle.

2014

Played in 12 of 13 games, missing Russell Athletic Bowl against Clemson (12/29) due to injury ... assisted on a tackle against Oklahoma State (12/6) ... had one tackle against Kansas (11/22) ... made one tackle against Baylor (11/8) ... assisted on a tackle at Iowa State (11/1) ... set season high with three tackles against Texas (10/11) ... had one solo tackle at TCU (10/4) ... recorded first two tackles of career, including first sack, against Tennessee (9/13) ... made Sooners debut against Louisiana Tech (8/30).

2013

Redshirted.

HIGH SCHOOL

Three-star recruit by Scout, Rivals, 247Sports and ESPN ... recorded 100 tackles, 13 TFLs, 10.0 sacks, an INT and a forced fumble as a senior ... had 12 carries for 55 yards with eight TDs ... defensive MVP for District 21-5A ... No. 44 defensive tackle by 247Sports, No. 48 by Rivals, No. 50 by ESPN and No. 90 by Scout ... No. 91 player in Texas by ESPN and No. 91 by 247Sports ... also offered by Baylor, Iowa State, Kansas, Missouri and Texas Tech.

PERSONAL

Hails from Port Arthur, Texas, home of OU All-America running back Joe "Silver Shoes" Washington ... cites current Kansas City Chiefs Pro Bowl running back Jamaal Charles as his favorite current NFL player (Charles also prepped at Memorial High School in Port Arthur) ... major is criminology.

2016

An honorable mention All-Big 12 selection by league's coaches ... started all 13 games ... started at right tackle in season opener vs. Houston (9/3) before starting at right guard every game afterward ... played 597 snaps and gave up no sacks ... named to Academic All-Big 12 Second Team.

2015

Played in 12 games with nine starts at right tackle ... started at right tackle against Clemson (12/31), Oklahoma State (11/28), TCU (11/21), Baylor (11/14), Iowa State (11/7), Kansas (10/31), Texas Tech (10/24) and Kansas State (10/17) ... saw playing time against West Virginia (10/3), Tulsa (9/19) and Tennessee (9/12) ... made Sooners debut with start at right tackle against Akron (9/5), becoming one of 10 freshmen in OU history to start at offensive tackle.

HIGH SCHOOL


Ranked by Rivals, Scout and 247Sports as a four-star recruit and by ESPN as a three-star recruit ... recognized as No. 136 player overall nationally by Scout ... rated as No. 13 offensive tackle in country according to Scout and No. 23 according to Rivals ... slotted as No. 14 offensive guard in country by Scout, No. 44 by 247Sports and No. 59 by ESPN ... chosen as No. 21 player in state of California by Scout, No. 38 by Rivals, No. 56 by 247Sports and No. 93 by ESPN ... ranked 136th in West Region by ESPN ... invited to The Opening showcase event ... also had offers from Arizona, Texas Tech and UCLA, among others.

PERSONAL

Major is communication ... last name is pronounced sah-MEE-uh.



OL DRU SAMIA



AUSTIN SEIBERT

BELLEVILLE, ILL.
BELLEVILLE WEST HIGH SCHOOL

K/P / 5-9 / 210 / JR

43

Year	GP-GS	FGM-FGA	Pct	Blk	Long	PAT	Pct
2015	13-0	18-23	78.3	0	46	70-72	97.2
2016	13-0	11-16	68.8	0	39	72-74	97.3
Career	26-0	29-39	73.6	0	46	142-146	97.3

Year	Punts	Yards	Avg	Long	TB	FC	I20	50+
2015	57	2,395	42.0	58	2	30	23	11
2016	48	1,975	41.1	53	1	29	22	6
Career	105	4,370	41.6	58	3	59	45	17

CAREER NOTES

Ranks fourth in OU history in PAT percentage (.973), fourth in career field goal percentage (.744), seventh in punting average (41.62), 10th in career PATs (142) and scoring among kickers (229), and 21st in overall scoring.

2016

Named to Academic All-Big 12 First Team ... handled team's punt, place-kicking and kickoff duties ... his 72 PATs (on 74 attempts) ranked as third most in OU single-season history ... was 11-for-16 (.688) on field goal tries ... was 11-for-12 on field goal attempts inside 40 yards ... averaged 41.1 yards on 48 punts with a long of 53 yards, six of at least 50 yards, 22 inside the 20-yard-line and only one touchback ... named Big 12 Special Teams Player of the Week after averaging 44.0 yards on five punts (two downed inside the 20), going 7-for-7 on PATs and making a 35-yard field goal at TCU (10/1) ... registered five tackles (four unassisted) ... named 2016 Preseason All-Big 12 at punter ... on preseason watch lists for Lou Groza and Ray Guy Awards.

2015


Semifinalist for the Ray Guy Award ... earned honorable mention All-American honors at punter from *Sports Illustrated* ... named All-Big 12 Second Team at punter by league's coaches, AP and Phil Steele ... selected Second Team All-Big 12 at kicker by AP ... played in all 13 games ... made a 22-yard field goal and punted six times for an average of 38.8 yards in Orange Bowl against Clemson (12/31) ... went 1 for 2 on field goals and averaged 45.3 yards on three punts at Oklahoma State (11/28) ... tied career high with three field goals made (3 for 4) and averaged 37.7 yards on nine punts with four inside the 20 against TCU (11/21) ... made a 33-yard field goal and punted five times for an average of 41.8 yards at Baylor (11/14) ... made 1 of 2 field goals and punted three times for an average of 39.3 yards against Iowa State (11/7) ... went 1 for 2 on field goals with a career long 46-yarder at Kansas (10/31) ... missed a 32-yard field goal but booted a 57-yard punt against Texas Tech (10/24) ... converted both field goal attempts (20, 19) and averaged 38.0 yards on two punts at Kansas State (10/17) ... made his eighth straight field goal to start his career (an OU freshman record) and averaged 39.6 yards on seven punts against Texas (10/10) ... connected on all three field goals and punted five times for an average of 43.4 yards (including a career-long 58-yarder) against West Virginia (10/3) to earn Big 12 Special Teams Player of the Week honors ... made a 20-yard field goal and averaged 44.0 yards on two punts against Tulsa (9/19) ... converted on a 35-yard field goal attempt and averaged 43.4 yards on eight punts at Tennessee (9/12) ... made Sooners debut with two field goals (35, 41 yards) and six punts, averaging 49.7 yards against Akron (9/5).

HIGH SCHOOL

Three-star recruit according to ESPN, Scout and Rivals and a two-star recruit by 247Sports ... listed as No. 1 punter in country by Kohl's ... ranked as No. 1 kicker in country by ESPN, No. 2 by Kohl's and Rivals and No. 5 by 247Sports ... chosen as 15th-best prospect in Illinois by ESPN, 29th by Rivals and 50th by 247Sports ... rated as No. 51 overall prospect in Midwest by ESPN ... selected to compete in Under Armour All-American Game ... also named Kohl's Kicking First Team All-American ... chose OU over schools that included Colorado, Kentucky and Miami (Fla.) among others.

PERSONAL

Major is communication ... last name pronounced SIGH-ber-t.



JORDAN SMALLWOOD

TULSA, OKLA.
JENKS HIGH SCHOOL

WR / 6-2 / 225 / R-SR

17

Year	GP-GS	Rec	Yds	Avg	TD	Long
2014	13-0	3	21	7.0	0	11
2015	7-0	0	0	—	0	—
2016	13-1	5	52	10.4	0	17
Career	33-1	8	73	9.1	0	17

2016

Played in all 13 games and registered five catches for 52 yards ... made first career start at home vs. Kansas State (10/15) ... caught his first pass since 2014 for a career-long 17 yards against ULM (9/10).

2015

Played in seven games ... saw playing time in Orange Bowl against Clemson (12/31) ... made a special teams tackle at Oklahoma State (11/28) ... assisted on a tackle on special teams against TCU (11/21) ... saw playing time at Baylor (11/14) ... made one tackle on special teams against Iowa State (11/7) ... saw playing time at Kansas (10/31) ... made season debut against Texas Tech (10/24).

2014

Played in all 13 games ... recorded career-high 11 receiving yards against Oklahoma State (12/6) ... made one tackle on special teams against Tennessee (9/13) ... had one reception for nine yards at Tulsa (9/6) ... caught one pass for one yard in Sooners debut against Louisiana Tech (8/30).

2013

Redshirted.

HIGH SCHOOL

Three-star recruit by Rivals, ESPN, 247Sports, Scout and PrepStar ... caught two passes for 50 yards in Semper Fidelis All-American Bowl ... caught two passes for 50 yards and two TDs in Oklahoma 6A State Championship game ... caught 50 passes for 763 yards and 11 TDs as a prep senior ... No. 66 WR (Scout) ... No. 104 WR (247Sports) ... No. 111 WR (247Sports) ... No. 4 player in Oklahoma (ESPN) ... No. 5 player in Oklahoma (Rivals) ... No. 7 player in Oklahoma (247Sports).

PERSONAL

An Arts and Sciences planned program major.



PLAYER BIOS

7 NATIONAL CHAMPIONSHIPS

10 BIG 12 CHAMPIONSHIPS



ERIK SWENSON

DOWNERS GROVE, ILL.
DOWNERS GROVE SOUTH HIGH SCHOOL

OL / 6-5 / 315 / R-FR

77

2016

Redshirted.

HIGH SCHOOL

Ranked as a four-star recruit by ESPN, Rivals and Scout and a three-star prospect by 247Sports ... touted as No. 227 overall recruit in country by Rivals ... tabbed as No. 15 offensive tackle in country by Rivals, No. 26 by ESPN, No. 31 by Scout and No. 55 by 247Sports ... rated as No. 2 recruit in state of Illinois by Rivals, No. 3 by ESPN and No. 20 by 247Sports ... also held offers from Missouri, Notre Dame, Virginia Tech and others.

PERSONAL

Major is business.



JON-MICHAEL TERRY

TULSA, OKLA.
VICTORY CHRISTIAN SCHOOL

LB / 6-2 / 240 / R-FR

40

2016


Redshirted.

HIGH SCHOOL

Ranked as a four-star recruit by ESPN and a three-star recruit by Scout, 247Sports and Rivals ... selected for 2016 Semper Fi All-American Bowl ... rated as No. 28 outside linebacker in country by Scout and No. 41 by Rivals ... ranked as No. 34 weak-side defensive end in country by 247Sports ... chosen by ESPN as No. 51 defensive end prospect ... selected as No. 3 overall recruit in Oklahoma by Rivals, 247Sports and ESPN ... made 175 tackles as a senior with seven TFL, four sacks and two fumble recoveries ... recorded 103 total tackles, 19 sacks, one pass deflection and one fumble recovery as a junior ... chose Oklahoma over Oklahoma State, TCU, Tulsa and others.

PERSONAL

Major is undecided.



CHANSE SYLVIE

SHREVEPORT, LA.
CALVARY ACADEMY

DB / 5-11 / 193 / SO

28

Year	GP-GS	UT	AT	Total	TFL	Sacks	INT	FF	FR	PBU
2016	11-0	1	4	5	0.0-0	0.0-0	0	0	0	0
Career	11-0	1	4	5	0.0-0	0.0-0	0	0	0	0

2016


Saw action in 11 games, largely on special teams ... played in each of final 10 ... registered five tackles ... made season-high two stops in win against Texas (10/8).

HIGH SCHOOL

Ranked as a four-star recruit by ESPN and 247Sports and a three-star prospect by Rivals and Scout ... selected to play in US Army All-American Game ... ranked as 184th prospect nationally by 247Sports and No. 297 by ESPN ... No. 6-ranked safety in country by 247Sports, No. 18 by ESPN, No. 35 by Scout and No. 41 by Rivals ... selected as No. 11 player from state of Louisiana by 247Sports, No. 20 by ESPN and No. 37 by Rivals ... also had offers from Arizona State, Baylor, Michigan, Oklahoma State, TCU and others ... name pronounced Chance SIL-vee.

PERSONAL

Major is political science.



JORDAN THOMAS

KLEIN, TEXAS
KLEIN HIGH SCHOOL

CB / 6-0 / 185 / SR

7

Year	GP-GS	UT	AT	Total	TFL	Sacks	INT	FF	FR	PBU
2014	13-4	27	5	32	0.0-0	0.0-0	0	0	0	5
2015	12-11	34	12	46	0.0-0	0.0-0	5-153	0	0	4
2016	13-13	42	7	49	2.0-11	0.0-0	2-17	0	0	16
Career	38-28	103	24	127	2.0-11	0.0-0	7-170	0	0	25

2016

Started in all 13 games ... a first-team All-Big 12 selection by league's coaches and AP ... tied for fifth nationally with 1.5 passes defended per game ... his 17 pass breakups tied for third most in OU single-season history and were eight more than he had his first two seasons combined ... ranked sixth on team with 49 tackles ... registered his two interceptions deep in OU territory (vs. Kansas on 10/29 and vs. Auburn in Sugar Bowl on 1/2) ... tied a career high with seven tackles and broke up three passes vs. Kansas State (10/15) ... all of his career-high four pass breakups against Texas (10/8) came in first half ... named 2016 Preseason All-Big 12 and was on preseason watch list for Bednarik Award.

2015

Named to All-Big 12 First Team by ESPN.com ... selected to All-Big 12 Second Team by league's coaches, AP and Phil Steele ... played in 12 games with 11 starts (did not play against Tulsa and did not start against Akron) ... made two tackles in Orange Bowl against Clemson (12/31) ... intercepted two passes (returned one for a 32-yard touchdown) and recorded six tackles at Oklahoma State (11/28) ... made four tackles against TCU (11/21) ... tallied four tackles at Baylor (11/14) ... had two tackles against Iowa State (11/7) ... made four tackles at Kansas (10/31) ... had four tackles against Texas Tech (10/24) ... intercepted a pass, broke up two more and had two tackles at Kansas State (10/17) ... broke up a pass and had four tackles against Texas (10/10) ... intercepted two passes, broke up a pass and had three tackles against West Virginia (10/3) ... had a season-high six tackles at Tennessee (9/12) ... tallied five tackles against Akron (9/5).

2014

Played in all 13 games with starts at cornerback in final four contests of season ... broke up a career-high three passes and had four tackles against Clemson in Russell Athletic



CB JORDAN THOMAS




Bowl (12/29) ... set career high with seven tackles against Oklahoma State (12/6) ... tallied three tackles against Kansas (11/22) ... made first start of career at Texas Tech (11/15), breaking up a pass and recording six tackles ... had four tackles against Baylor (11/8) ... had one tackle at Iowa State (11/1) ... broke up a pass and assisted on a tackle against Tennessee (9/13) ... recorded four tackles vs. Louisiana Tech (8/30) in Sooners debut.

HIGH SCHOOL

Three-star recruit by ESPN, Rivals, 247Sports and Scout ... No. 38 player in Texas by Rivals and No. 67 by ESPN ... No. 38 safety in country by 247Sports, No. 42 by Scout.com and No. 56 by ESPN ... also had offers from Northwestern, Oklahoma State and Utah.

PERSONAL

Major is African and African-American studies.

**D.J. WARD**

MOORE, OKLA.
SOUTHMOORE HIGH SCHOOL

DE / **6-2** / **260** / **R-SR**

87

Year	GP-GS	UT	AT	Total	TFL	Sacks	INT	FF	FR	PBU
2014	6-0	3	2	5	0.0-0	0.0-0	0	0	0	1
2015	13-0	10	4	14	1.0-5	1.0-5	0	0	1-8	0
2016	12-4	15	13	28	1.0-4	1.0-4	0	0	0	0
Career	31-4	28	19	47	2.0-9	2.0-9	0	0	1-8	1

2016

Played in 12 games and made four starts ... finished with 28 tackles ... led team with a career-high seven tackles (six solo) at Iowa State (11/3) and logged six tackles next game vs. Baylor (11/12) ... registered lone sack of year vs. Kansas (10/29) ... made first career start against ULM (9/10) in second game of season ... missed TCU contest (10/1) due to injury.

2015

Played in all 13 games ... set career high with four tackles in Orange Bowl against Clemson (12/31) ... had one stop at Oklahoma State (11/28) ... made one tackle against TCU (11/21) ... recorded two tackles at Baylor (11/14) ... recorded one tackle against Iowa State (11/7) ... made first sack of career at Kansas State (10/17) ... recovered first fumble of career and had two tackles against West Virginia (10/3) ... tallied two tackles against Akron (9/5).

2014

Played in six of 13 games, including appearances in first three contests of season ... saw playing time against Kansas (11/22) and Baylor (11/8) ... matched career high with two tackles and added a pass breakup at Iowa State (11/1) ... set career high with two tackles against Tennessee (9/13) ... made one tackle in Sooners debut against Louisiana Tech (8/30).

2013

Redshirt season.

HIGH SCHOOL

Four-star recruit by Rivals, ESPN, Scout, PrepStar and 247Sports ... ranked in ESPN Top 150 ... 2013 U.S. Army All-American Bowl ... sat out senior season due to transfer restrictions ... posted 75 tackles, 11 sacks, nine forced fumbles and four fumble recoveries as a junior ... No. 1 player in Oklahoma by ESPN and Rivals and No. 2 by 247Sports ... No. 11 defensive end in country by Scout, No. 12 by ESPN and No. 13 by 247Sports ... also offered by Arizona, Auburn, Kansas State, Oklahoma State, Tennessee, Texas Tech and Texas A&M.

PERSONAL

An Arts & Sciences planned program major.

**ERICK WREN**

MESQUITE, TEXAS
ARIZONA WESTERN COMMUNITY COLLEGE

OL / **6-1** / **306** / **R-SR**

58**2016**

Named Honorable Mention All-Big 12 by league's coaches ... former walk-on who played in 12 games with starts at center in each of final 10 contests ... played 518 snaps and surrendered one sack ... put on scholarship Monday prior to TCU game (10/1) and lined up at center in that contest for first career start ... played majority of game against Ohio State (9/17) at center after an early first quarter injury to left guard Cody Ford shuffled the line.

2015

Played in three games ... saw playing time against Iowa State (11/7) and Kansas (10/31) and made OU debut against Akron (9/5).

PERSONAL

An Arts and Sciences planned program major.



PLAYER BIOS

7 NATIONAL CHAMPIONSHIPS

10 BIG 12 CHAMPIONSHIPS




TANNER BAUM

ORLAND PARK, ILL.
UNIVERSITY OF WYOMING

CB / 6-0 / 195 / SO

34




CASEY HARPER

ARGYLE, TEXAS
ARGYLE HIGH SCHOOL

FB / 6-0 / 217 / FR

41



NAJEE BISSOON

HOUSTON, TEXAS
HOUSTON BAPTIST UNIVERSITY

RB / 5-5 / 164 / R-SR

20




CARLOS HISHAW

OKLAHOMA CITY, OKLA.
DOUGLASS HIGH SCHOOL

WR / 6-0 / 176 / R-SO

32




MALIK BRADSHAW

FRISCO, TEXAS
FRISCO HIGH SCHOOL

WR / 5-10 / 184 / R-SO

89




NICK HORIATES

CARROLLTON, TEXAS
HEBRON HIGH SCHOOL

K / 5-9 / 165 / FR

48



JOE CASTIGLIONE JR.

NORMAN, OKLA.
MOUNT ST. MARY HIGH SCHOOL

FB / 5-10 / 189 / R-SO

29




SAM IHEKE

DALLAS, TEXAS
LAKE HIGHLANDS HIGH SCHOOL

WR / 6-2 / 205 / R-SO

85



REECE CLARK

CYPRESS, TEXAS
CYPRESS WOODS HIGH SCHOOL

QB / 6-3 / 205 / R-SO

14







KASEY KELLEHER

PENINSULA, OHIO
WOODRIDGE HIGH SCHOOL

LS / 5-10 / 227 / FR

51

**RONNIE LARUE**DALLAS, TEXAS
BISHOP DUNNE HIGH SCHOOL**S** / **5-11** / **197** / **R-JR****35****IAN McIVER**KELLER, TEXAS
CENTRAL HIGH SCHOOL**OL** / **6-2** / **318** / **FR****61****MATTHEW LECKRONE**MUSTANG, OKLA.
MUSTANG HIGH SCHOOL**LS** / **6-4** / **212** / **R-SO****49****BRYAN MEAD**OWASSO, OKLA.
REJOICE CHRISTIAN HIGH SCHOOL**LB** / **6-1** / **233** / **R-FR****38****TYLON LYNCH**ASHBURN, VA.
PIMA COMMUNITY COLLEGE**CB** / **5-11** / **197** / **R-JR****39****NICK MILLS**MIAMI, OKLA.
NORTHEASTERN OKLAHOMA A&M**DL** / **6-3** / **255** / **R-JR****99****MICHAEL MAYS**MARLOW, OKLA.
CENTRAL HIGH SCHOOL**WR** / **5-11** / **170** / **R-SO****28****LEE MORRIS**ALLEN, TEXAS
ALLEN HIGH SCHOOL**WR** / **6-2** / **212** / **R-SO****84****CONNOR MCGINNIS**OKLAHOMA CITY, OKLA.
HERITAGE HALL HIGH SCHOOL**QB** / **6-3** / **195** / **R-SO****3****REECE MORRISON**DALLAS, TEXAS
LAKE HIGHLANDS HIGH SCHOOL**K** / **6-0** / **204** / **R-FR****47**



PLAYER BIOS

7 NATIONAL CHAMPIONSHIPS

10 BIG 12 CHAMPIONSHIPS



CAMERON MORTAZAVI

TULSA, OKLA.
ORAL ROBERTS UNIVERSITY

K / 5-11 / 172 / R-JR

38




BRAXTON PICKARD

EDMOND, OKLA.
EDMOND MEMORIAL HIGH SCHOOL

K/P / 5-8 / 196 / R-FR

31



CHASE NEVEL

CATOOSA, OKLA.
NORTHEASTERN OKLAHOMA A&M

WR / 6-0 / 184 / JR

88




DALTON RODRIGUEZ

BROKEN ARROW, OKLA.
UNIVERSITY OF TULSA

DE / 6-6 / 264 / R-SR

96




KYLE PFAUF

SPRING, TEXAS
LOUISIANA STATE UNIVERSITY

K/P / 5-10 / 190 / R-JR

37



TANNER SCHAFER

CANADIAN, TEXAS
CANADIAN HIGH SCHOOL


QB / 6-3 / 190 / R-FR

9

**JOSH SCHENCK**

KNIGHTDALE, N.C.
KNIGHTDALE HIGH SCHOOL

LB / 5-11 / 200 / R-FR

36**MYLES TEASE**

TULSA, OKLA.
UNIVERSITY OF CENTRAL OKLAHOMA

WR / 5-9 / 179 / R-JR

87**MARIO SINACOLA**

FAIRVIEW, TEXAS
LOVEJOY HIGH SCHOOL

OL / 6-3 / 360 / R-SO

65**JAXON UHLES**


NORMAN, OKLA.
PITTSBURG STATE UNIVERSITY

FB / 5-11 / 255 / R-SR

44**CALUM SUTHERLAND**

KELLER, TEXAS
CENTRAL HIGH SCHOOL

K / 5-9 / 180 / FR

30**NATHAN WOMACK**

NORMAN, OKLA.
NORMAN NORTH HIGH SCHOOL

WR / 6-1 / 186 / R-FR

82



2017 SIGNING CLASS

7 NATIONAL CHAMPIONSHIPS

10 BIG 12 CHAMPIONSHIPS

RECRUITING CLASS ONE OF OU'S BEST

The University of Oklahoma announced its 2017 recruiting class on Feb. 1, a 27-member group that was a consensus top-10 class nationally and one that first-year head coach Lincoln Riley says has the potential to be OU's best in some time.

OU's class, dubbed "SoonerSquad17," was comprised of 24 high schoolers and three junior college players, and featured signees from nine states. Ten position groups were represented.

Twenty of the 27 signees — by far the most among Big 12 programs — were rated as four-star prospects or higher on a five-star scale by recruiting services 247Sports, ESPN, Rivals or Scout. The other seven were three-star recruits.

"The thing that stood out the most about this class is how tight-knit they were throughout the entire recruiting process," said Riley. "They really struck up a unique bond and they really helped recruit each other. They were very unselfish in that they wanted to play with other great players and wanted to come here to win championships. It's as tight-knit of a class I can remember ever being a part of recruiting wise."

The state of Texas produced the most OU signees with eight, and was followed by Oklahoma (six), California and North Carolina (three each), Florida and Louisiana (two each), and Arkansas, Georgia and Missouri (one each).

The class features 13 offensive and 13 defensive players, as well as a punter. Four of the offensive signees are linemen, three are running backs, three are receivers, one is a quarterback, one an H-back and one a tight end. On the other side of the ball, OU welcomes five defensive backs, four linemen and four linebackers.

A school-record 11 signees enrolled early at OU and participated in spring practice. Those players are quarterback Chris Robison, running backs Trey Sermon and Marcelias Sutton, H-back Jeremiah Hall, receiver Marquise Brown, tight end Grant Calcaterra, offensive lineman Creed Humphrey, linebackers Levi Draper, Addison Gumbs and Kenneth Murray, and defensive back Justin Broiles.

Riley said several players have a great chance to impact the program right away.

"We got some guys in our target areas we knew might have opportunities to play their first year," said the head coach. "And some of the guys in the class are good enough players to where they'll find their way onto the field on their own. We're extremely pleased with the group."



JUSTIN BROILES
OKLAHOMA CITY, OKLA.
JOHN MARSHALL HIGH SCHOOL

CB	5-10	180	FR
----	------	-----	----

25

Early enrollee ... ranked as a four-star recruit by 247Sports, ESPN, Rivals and Scout ... rated No. 107 overall by Rivals, No. 118 by ESPN, No. 176 by 247Sports and No. 241 by Scout ... No. 10 cornerback in the country according to ESPN, No. 22 by 247Sports and Scout and No. 25 by Rivals ... top-ranked player in the state of Oklahoma by ESPN, second-ranked by Scout and No. 3 according to 247Sports and Rivals ... Under Armour All-American ... invited to the finals of The Opening ... named Little All-City Defensive Player of the Year and first-team all-state by *The Oklahoman* as a senior ... posted 34 tackles and six interceptions in his senior season while registering 898 yards and nine touchdowns on 38 receptions in leading his team to state semifinals ... chose Oklahoma over programs that included Auburn, Michigan and Texas.




KENNEDY BROOKS
MANSFIELD, TEXAS
MANSFIELD HS

RB	5-10	206	FR
----	------	-----	----

26

Ranked as a four-star recruit by ESPN, Rivals and Scout and a three-star prospect by 247Sports ... rated as the No. 122 recruit in the country by Scout, No. 183 by Rivals and No. 311 by 247Sports ... touted as the 12th-best running back in the 2017 class by Scout, 13th-best by Rivals, 20th-best by 247Sports and 27th-best by ESPN ... 23rd-ranked player in the state of Texas by Rivals, 42nd by 247Sports and 47th by ESPN ... finished his career with 7,658 rushing yards and 96 touchdowns on 885 carries (8.7 yards per rush) ... named the *Fort Worth Star-Telegram's* 2016 Super Team Offensive Player of the Year after rushing for 2,865 yards and 40 touchdowns in 11 games as a senior ... also named a second-team All-American by MaxPreps, won the Landry Award as the top high school player in North Texas, named 4-6A MVP and to Class 6A Associated Press first team ... ran for 3,522 yards (eighth most in Texas state history at the time) as a junior and was named to the Class 6A Associated Press first team ... picked OU over Michigan, Tennessee, Washington and others.



ROBERT BARNES
SOUTHLAKE, TEXAS
CARROLL SENIOR HIGH SCHOOL

S	6-2	196	FR
---	-----	-----	----

20

Ranked as a five-star recruit by 247Sports and a four-star prospect by ESPN, Rivals and Scout ... rated No. 27 overall in the country by 247Sports, No. 41 overall by Scout, No. 158 by Rivals and No. 236 by ESPN ... ranked as the fourth best safety in the 2017 class by Scout, seventh best by 247Sports and 15th best by ESPN and Rivals ... touted as the sixth overall prospect in the state of Texas by 247Sports, No. 22 by Rivals and No. 36 by ESPN ... U.S. Army All-American ... invited to the finals of The Opening ... made 41 tackles with two passes defended and one forced fumble in seven games during his senior season ... also caught 26 passes for 428 yards and four touchdowns and ran six times for 51 yards and another score ... missed the last three games of his senior season due to injury but was named to the *Fort Worth Star-Telegram's* 2016 Super Team Second Team ... tallied 101 tackles as a junior with one interception and seven passes defended ... posted 33 tackles and an interception as a sophomore ... son of former OU linebacker Reggie Barnes (1989-92) ... also held offers from Alabama, Oklahoma State, Texas, USC and others.



MARQUISE BROWN
HOLLYWOOD, FLA.
COLLEGE OF THE CANYONS


WR	5-11	162	SO
----	------	-----	----

5


Early enrollee ... ranked as a four-star recruit by ESPN, Rivals and Scout and a three-star prospect by 247Sports ... rated the No. 10 junior college player in the country by Rivals, No. 11 by Scout, No. 13 by ESPN and No. 24 by 247Sports ... touted as the third-best juco wide receiver by 247Sports and ESPN ... led College of the Canyons with 50 receptions for 754 yards and 10 touchdowns ... returned 13 kickoffs for 402 yards and a touchdown and returned nine punts for 182 yards and another score as a freshman ... chose Oklahoma over TCU, Tennessee and USC, among others.

**TRE BROWN**TULSA, OKLA.
UNION HIGH SCHOOL**CB** / **5-10** / **177** / **FR****2**

A four-star recruit according to 247Sports, ESPN, Rivals and Scout ... ranked 120th overall in the 2017 class by Scout, 154th by 247Sports and 209th by ESPN ... ranked 12th among cornerbacks by Scout, 17th by 247Sports, 18th by ESPN and 28th by Rivals ... ranked as the No. 3 player in the state of Oklahoma by 247Sports and ESPN and No. 4 by Rivals ... Under Armour All-American ... invited to the finals of The Opening ... named to *The Oklahoman's* All-State First Team after recording 26 tackles, one interception and five offensive touchdowns ... helped lead his team to a state title in his senior season ... chose Oklahoma over Florida, LSU, Texas and USC, among others.

**LEVI DRAPER**COLLINSVILLE, OKLA.
COLLINSVILLE HIGH SCHOOL**LB** / **6-2** / **222** / **FR****6**


Early enrollee ... ranked as a four-star recruit by 247Sports, ESPN, Rivals and Scout ... ranked as the No. 82 player in the country by Scout, No. 118 by 247Sports, No. 194 by ESPN and No. 215 by Rivals ... touted as the No. 2 inside linebacker in the nation by Scout, No. 4 by 247Sports and No. 6 by ESPN and Rivals ... rated as the top player in the state of Oklahoma by 247Sports and No. 2 by ESPN and Rivals ... U.S. Army All-American ... invited to the finals of The Opening ... made 143 tackles with 4.0 sacks and two interceptions as a senior and was named first-team all-state by *The Oklahoman* ... helped lead Collinsville to the state championship game as a junior ... chose Oklahoma over Alabama, Clemson and Florida State, among others.

**GRANT CALCATERRA**RANCHO SANTA MARGARITA, CALIF.
RANCHO SANTA MARGARITA HIGH SCHOOL**TE** / **6-3** / **232** / **FR****80**

Early enrollee ... ranked as a four-star recruit by ESPN, Rivals, Scout and 247Sports ... ranked 183rd in the country by ESPN, 235th by 247Sports and 265th by Scout ... tabbed the No. 2 tight end in the country by ESPN, No. 6 by 247Sports and No. 9 by Scout and the No. 28 athlete by Rivals ... touted as the No. 17 player in the state of California by ESPN, No. 25 by 247Sports and No. 35 by Rivals ... invited to the finals of The Opening ... caught 57 passes for 958 yards and eight touchdowns as a senior and added 48 receptions for 926 yards and nine scores as a junior ... chose Oklahoma over Florida, Nebraska, Texas A&M and others ... last name pronounced cal-cuh-TAIR-uh.

**ADRIAN EALY**GONZALES, LA.
EAST ASCENSION HIGH SCHOOL**OL** / **6-6** / **297** / **FR****59**

Ranked as a four-star recruit by ESPN, Rivals and Scout and a three-star prospect by 247Sports ... rated as the No. 179 overall player in the 2017 class by Rivals and No. 218 by Scout ... ranked 21st among offensive tackles by Rivals, 25th by Scout, 32nd by ESPN and 52nd by 247Sports ... named by Rivals as the No. 4 player in Louisiana by Rivals, No. 15 by ESPN and No. 23 by 247Sports ... earned all-metro and Class 5A all-state honors as a senior at East Ascension School ... named a 3A all-state honoree and all-metro pick as a junior at University Laboratory High School ... chose Oklahoma over Arizona, LSU, Michigan and others.

**K'JAKYRE DALEY**RIVIERA BEACH, FLA.
SUNCOAST HIGH SCHOOL**DE/LB** / **6-2** / **218** / **FR****16**

A three-star recruit according to 247Sports, ESPN, Rivals and Scout ... rated as the No. 47 outside linebacker in the 2017 class by Scout and No. 71 by 247Sports ... ranked by ESPN as the No. 66 defensive end ... named the 120th best player in the state of Florida by ESPN and No. 130 by 247Sports ... made 32 tackles with 8.0 tackles for loss and 5.0 sacks in limited action as a senior to be named to the *Palm Beach Post's* All-Area First Team ... selected Oklahoma over Florida State, Notre Dame and Tennessee, among others ... first name pronounced juh-CAR-ee.

**DILLON FAAMATAU**NORWALK, CALIF.
CERRITOS COLLEGE**DT** / **6-3** / **305** / **R-50****91**

Played in all 10 games at Cerritos College in 2016 ... recorded 32 tackles with 2.5 tackles for loss and one sack ... also blocked a kick ... registered season-high six tackles three times in 2016 ... began collegiate career at Arizona State where he redshirted in 2015 ... rated as the No. 68 defensive tackle recruit in the country by ESPN out of high school, No. 70 by 247Sports and No. 86 by Scout ... was a two-time first-team All-CIF and first-team All-Suburban League selection ... voted the league's most valuable defensive lineman ... played on both sides of the ball and was named all-league at tight end and the team's MVP his junior season ... earned second-team all-league recognition as a sophomore ... played all four years on the football team and competed for two seasons with the track and field team ... last name pronounced fahm-ah-TAH-hoo.



2017 SIGNING CLASS

7 NATIONAL CHAMPIONSHIPS

10 BIG 12 CHAMPIONSHIPS



ADDISON GUMBS
HAYWARD, CALIF.
STELLAR PREPARATORY HIGH SCHOOL

DE/LB / 6-3 / 230 / FR

15

Early enrollee ... rated as a four-star recruit by 247Sports, ESPN, Rivals and Scout ... ranked as the No. 65 overall player in the country by Rivals, No. 166 by 247Sports, No. 156 by Scout and No. 247 by ESPN ... ranked No. 7 among outside linebackers by Rivals, No. 9 by Scout and No. 16 by ESPN ... ranked by 247Sports as the No. 11 weak-side defensive end in the nation ... touted as the No. 10 player in the state of California by Rivals, No. 19 by 247Sports and No. 24 by ESPN ... U.S. Army All-American ... invited to the finals of The Opening ... made 74 tackles (23.0 sacks) and forced two fumbles as a senior ... chose OU over Louisville, Texas A&M, USC, Washington and others.



CREED HUMPHREY
SHAWNEE, OKLA.
SHAWNEE HIGH SCHOOL

OL / 6-4 / 310 / FR

56

Early enrollee ... rated as a four-star prospect by 247Sports and Scout and a three-star recruit by ESPN and Rivals ... ranked as the No. 294 player in the country by Scout and No. 317 by 247Sports ... touted as the third-best center in the country by 247Sports, ESPN and Scout and fourth-best by Rivals ... third-ranked player in the state of Oklahoma according to 247Sports, No. 7 according to ESPN and No. 10 according to Rivals ... U.S. Army All-American ... invited to the finals of The Opening ... made 35 tackles and one sack as a defensive lineman his senior season ... named first-team all-state by The Oklahoman ... chose Oklahoma over Alabama, Oklahoma State and Texas A&M, among others.



JEREMIAH HALL
CHARLOTTE, N.C.
ZEBULON B. VANCE HIGH SCHOOL

FB / 6-1 / 240 / FR

27

Early enrollee ... rated as a three-star recruit by 247Sports, ESPN, Rivals and Scout ... ranked as the No. 11 tight end in the country by ESPN, No. 27 by 247Sports and Rivals and No. 52 by Scout ... rated as the No. 13 player in the state of North Carolina by ESPN, No. 18 by Rivals and No. 24 by 247Sports ... named first-team all-state by the AP after tallying 1,005 yards of total offense and 22 touchdowns as a senior ... chose Oklahoma over schools that included Maryland, Pitt and Syracuse.



TROY JAMES
BATON ROUGE, LA.
MADISON PREP ACADEMY

DT / 6-0 / 288 / FR

94

A three-star recruit by 247Sports, ESPN, Rivals and Scout ... rated the No. 77 defensive tackle in the country by Scout and No. 80 by ESPN; rated by 247Sports as the No. 60 strong-side defensive end in the nation ... ranked as the 29th-best player in the state of Louisiana by Rivals, 43rd by ESPN and 57th by 247Sports ... named first-team all-state as a senior by the Louisiana Sports Writers Association ... recorded 73 tackles as a junior with 13 sacks and five forced fumbles ... also rushed for 468 yards and seven touchdowns and tallied 246 receiving yards and four scores his junior year ... also held offers from Arizona, Arkansas and North Carolina State, among others.



MARQUIS HAYES
MARYLAND HEIGHTS, MO.
PATTONVILLE HIGH SCHOOL

OL / 6-5 / 345 / FR

54

Ranked as a four-star recruit by Rivals and ESPN and a three-star prospect by 247Sports and Scout ... rated as the No. 134 overall player in the country by Rivals ... picked by Rivals as the No. 4 guard in the 2017 class and picked No. 24 by 247Sports and No. 27 by Scout ... rated as the No. 38 offensive tackle in the country by ESPN ... the top-ranked player in the state of Missouri according to Rivals, third-ranked by ESPN and fifth-ranked by 247Sports ... named all-state second team, all-conference lineman of the year and first-team all-district and all-conference as a senior ... chose Oklahoma over Iowa State, Miami and Missouri, among others ... first name pronounced mar-KEESE.



RYAN JONES
CHARLOTTE, N.C.
MALLARD CREEK HIGH SCHOOL


S / 6-1 / 219 / FR

33


Rated as a four-star recruit by ESPN, Rivals and Scout and a three-star prospect by 247Sports ... ranked by ESPN as the No. 171 overall player in the country ... tabbed as the 24th-best receiver in the nation by ESPN, 49th by Rivals and 50th by Scout ... rated as the No. 50 athlete in the country by 247Sports ... ranked as the No. 2 recruit in the state of North Carolina by ESPN, No. 10 by Rivals and No. 50 by 247Sports ... named first-team all-state by USA Today ... logged 31 catches for 541 yards and seven touchdowns, and made 21 tackles and defended four passes as a defensive back ... caught 23 passes for 679 yards and seven touchdowns as a junior ... chose Oklahoma over Clemson, Florida, North Carolina and others.

**CEEDEE LAMB**RICHMOND, TEXAS
FOSTER HIGH SCHOOL**WR** / **6-1** / **173** / **FR****9**

A four-star recruit according to 247Sports, ESPN, Rivals and Scout ... rated as the No. 72 overall player in the country by Rivals, No. 223 by Scout and No. 278 by 247Sports ... tabbed nation's 16th-best receiver by Rivals, 31st by Scout, 37th by 247Sports and 52nd by ESPN ... ranked as the No. 15 recruit in Texas by Rivals, No. 38 by 247Sports and No. 51 by ESPN ... caught 98 passes for 2,032 yards (fourth most in state history) and 33 touchdowns (tied for second most in state history) and returned three punts for scores as a senior ... named a second-team All-American by MaxPreps, the *Houston Chronicle's* All-Greater Houston Football Offensive Player of the Year, the Houston Touchdown Club's Offensive Player of the Year and first-team all-state ... caught 57 passes as a junior for 1,082 yards and 11 touchdowns ... chose OU over Alabama, Baylor, Texas, UCLA and others ... first name pronounced SEE-dee.

**KENNETH MURRAY**MISSOURI CITY, TEXAS
ELKINS HIGH SCHOOL**LB** / **6-2** / **242** / **FR****9**

Early enrollee ... a four-star recruit according to Rivals and Scout and a three-star prospect according to 247Sports and ESPN ... touted as No. 292 overall recruit in the country by Scout and No. 412 by 247Sports ... ranked 17th among outside linebackers by Rivals, 23rd by Scout, 27th by 247Sports and 45th by ESPN ... selected as the No. 34 player in the state of Texas by Rivals, No. 58 by 247Sports and No. 97 by ESPN ... posted 104 tackles as a senior with 4.0 sacks, six passes defended and one forced fumble ... chose OU over Baylor, Michigan, Texas and others.

**TYREECE LOTT**ARDMORE, OKLA.
ARDMORE HIGH SCHOOL**DT** / **6-2** / **270** / **FR****93**

A three-star recruit by 247Sports, ESPN, Rivals and Scout ... rated as the No. 56 defensive tackle in the country by Scout, No. 79 by ESPN and No. 88 by 247Sports ... ranked as the 19th-best player in the state of Oklahoma by 247Sports and Rivals and 21st by ESPN ... named first-team all-state by *The Oklahoman* as an offensive lineman ... selected to play in the Oklahoma Football Coaches Association All-Star Game ... registered 74 tackles and eight sacks as a defensive lineman his senior season ... picked Oklahoma over Kansas State, Oklahoma State and TCU, among others.

**TRE NORWOOD**FORT SMITH, ARK.
NORTHSIDE HIGH SCHOOL**CB** / **5-11** / **168** / **FR****13**

A three-star recruit according to 247Sports, ESPN, Rivals and Scout ... rated as the No. 53 cornerback in the country by 247Sports, No. 93 by ESPN and No. 105 by Scout ... tabbed as the No. 4 player in the state of Arkansas by 247Sports and No. 9 player by ESPN ... named to the 2016 All-Northwest Arkansas Democrat-Gazette Division I First Team ... chose Oklahoma over Louisville, Notre Dame, Tennessee and others.

**REEVES MUNDSCHAU**NEW BRAUNFELS, TEXAS
CANYON HIGH SCHOOL**P** / **5-11** / **168** / **FR****46**

Ranked as a three-star recruit by 247Sports, ESPN and Scout and a two-star prospect by Rivals ... rated as nation's No. 2 punter by 247Sports and No. 3 by Kohl's and the No. 6 kicker by ESPN ... rated as the No. 126 player in Texas by ESPN and No. 184 by 247Sports ... selected for 2016 San Antonio Sports All-Star Football Game ... named first-team all-district as a kicker and punter as a senior ... averaged 38.0 yards on 51 punts his senior year with a long of 62 ... was perfect on all 13 extra-point tries and all 11 field goal attempts (long of 47 yards) ... last name pronounced MUND-schow.

**CHARLESTON RAMBO**CEDAR HILL, TEXAS
CEDAR HILL HIGH SCHOOL**WR** / **6-1** / **167** / **FR****11**

A four-star recruit by ESPN, Rivals and Scout and a three-star prospect by 247Sports ... rated as the No. 97 player in the country by Rivals, No. 190 by Scout, No. 203 by ESPN and No. 331 by 247Sports ... ranked 18th among wide receivers in the 2017 class by Rivals, 26th by Scout, 29th by ESPN and 43rd by 247Sports ... touted as the No. 16 player in the state of Texas by Rivals, No. 32 by ESPN and No. 44 by 247Sports ... named to 2016 AP Class 6A All-State Second Team after catching 87 passes for 1,590 yards and 25 touchdowns ... chose Oklahoma over Colorado, Miami, Notre Dame and Texas, among others.



2017 SIGNING CLASS

7 NATIONAL CHAMPIONSHIPS

10 BIG 12 CHAMPIONSHIPS




TYRESE ROBINSON

McKINNEY, TEXAS
BOYD HIGH SCHOOL

OL / 6-2 / 329 / FR

62

A four-star recruit according to 247Sports, ESPN, Rivals and Scout ... ranked as the No. 95 overall recruit in the country by ESPN, No. 102 by Rivals, No. 132 by 247Sports and No. 144 by Scout ... rated as the No. 3 guard in the country by Rivals, No. 6 by Scout, No. 7 by 247Sports and No. 9 by ESPN ... chosen as the 10th overall player in the state of Texas by Rivals, 16th by 247Sports and 18th by ESPN ... Under Armour All-American ... picked Oklahoma over schools such as Auburn, Michigan and Texas.



CHRIS ROBISON

MESQUITE, TEXAS
HORN HIGH SCHOOL

QB / 6-1 / 177 / FR

8

Early enrollee ... rated as a four-star recruit by 247Sports, ESPN, Rivals and Scout ... touted as the 94th overall recruit in the country by Rivals, 112th overall by Scout, 169th by 247Sports and 269th overall by ESPN ... ranked as the No. 4 pro-style quarterback in the country by Rivals and No. 7 by 247Sports ... also ranked the No. 9 overall quarterback in the country by Scout and the No. 11 dual-threat quarterback by ESPN ... tabbed as the No. 8 recruit in the state of Texas by Rivals, No. 28 in the state by 247Sports and No. 42 by 247Sports ... a 2017 Elite 11 QB ... invited to the finals of The Opening ... passed for 8,027 yards and 95 touchdowns in his four-year career against 20 interceptions with a completion percentage better than 62 percent ... also ran for 841 yards and four scores on 215 career carries ... served as his team's punter and averaged 40.1 yards per kick on 86 career punts ... completed 70 percent of his passes as a senior for 2,089 yards and 24 touchdowns while throwing just three interceptions ... completed 63 percent of his passes as a junior for 2,024 yards and 27 touchdowns against four interceptions ... completed 61 percent of his passes as a sophomore for 3,891 yards and 44 touchdowns versus 11 interceptions ... also held offers from schools that included Houston, Oklahoma State and TCU ... last name pronounced ROB-uh-sin.



TREY SERMON

MARIETTA, GA.
SPRAYBERRY HIGH SCHOOL

RB / 6-0 / 222 / FR

4

Early enrollee ... ranked as a four-star recruit by 247Sports, ESPN, Rivals and Scout ... rated as the 80th overall player in the country by ESPN, 158th overall by 247Sports, 171st overall by Rivals and 236th overall by Scout ... tabbed as the No. 9 running back in the country by ESPN, No. 10 by 247Sports, No. 12 by Rivals and No. 19 by Scout ... rated by ESPN as the No. 8 recruit in the state of Georgia, No. 15 by Rivals and No. 18 by 247Sports ... ran for 1,227 yards and 16 touchdowns on 166 carries (7.4 yards per rush) as a senior ... also held offers from Alabama, Michigan, Ohio State and others.



MARCELIAS SUTTON

LA GRANGE, N.C.
LACKAWANNA COLLEGE

RB / 5-8 / 192 / JR

7

Early enrollee ... ranked as a four-star recruit by ESPN and a three-star prospect by 247Sports, Rivals and Scout ... an honorable mention NJCAA All-American in 2016 as a sophomore ... recognized as the No. 19 overall junior college recruit in the country by Rivals, No. 26 overall by ESPN and No. 38 by 247Sports and Scout ... rated as the No. 2 juco running back in the nation by ESPN and the No. 2 juco athlete by 247Sports ... ran for 907 yards on 135 carries with 10 touchdowns as a sophomore ... also caught 10 passes for 52 yards and returned nine kicks for 173 yards ... rushed 74 times for 469 yards and three touchdowns as a freshman while catching six passes for 122 yards and another score ... tallied 283 yards on eight kickoff returns his first year ... signed with North Carolina State out of high school ... first name pronounced mar-SELL-ee-us.



ISAIAH THOMAS

TULSA, OKLA.
MEMORIAL HIGH SCHOOL

DE / 6-4 / 239 / FR

95

A four-star recruit by 247Sports, Rivals and Scout and a three-star prospect by ESPN ... rated by 247Sports as the No. 258 recruit in the country and No. 285 by Scout ... ranked as the No. 13 weakside defensive end by Rivals and No. 19 by 247Sports ... ranked as the No. 26 defensive end in the country by Scout and No. 42 by ESPN ... the top-ranked player in the state of Oklahoma according to Rivals, No. 6 according to 247Sports and No. 8 according to ESPN ... U.S. Army All-American ... named honorable mention all-state by *The Oklahoman* ... member of Tulsa Memorial's 2017 Class 5A state-championship-winning basketball team ... chose Oklahoma over Alabama, Oklahoma State, Tennessee and others.



ORLANDO BROWN

JUNIOR // OFFENSIVE LINEMAN



SEASON REVIEW



RESULTS AND STATISTICS

7 NATIONAL CHAMPIONSHIPS

10 BIG 12 CHAMPIONSHIPS

SCHEDULE & RESULTS (OVERALL: 11-2 | BIG 12: 9-0 | HOME: 5-1 | AWAY: 4-0 | NEUTRAL: 2-1)

Date	CFP/AP/C	Opponent (Rank)	TV	Site	Time/Result	Attend.	Top Passer	Top Rusher	Top Receiver	Top Tackler
Sept. 3	(NA/3/13)	vs. Houston (NA/15/13)	ABC	Houston, Texas	L, 23-33	71,016	Mayfield (24-33-323-0, 2 TD)	Mixon (6-40-1)	Andrews (3-94-2)	Johnson (10)
Sept. 10	(NA/14/13)	ULM	PPV	Norman	W, 59-17	87,037	Mayfield (14-20-244-0, 3 TD)	Mixon (14-117-0)	Basquine (3-80-1)	J. Evans (10)
Sept. 17	(NA/14/14)	Ohio State (NA/3/4)	FOX	Norman	L, 24-45	87,979	Mayfield (17-32-226-2, 2 TD)	Mixon (9-78-0)	Miller (3-72-1)	Quick/Beal (8)
Oct. 1	(NA/RV/RV)	at TCU (NA/21/19)	FOX	Fort Worth, Texas	W, 52-46	47,851	Mayfield (23-30-274-0, 2 TD)	Mixon (16-105-1)	Westbrook (7-158-2)	J. Evans (10)
Oct. 8	(NA/20/22)	vs. Texas (NA/RV/NR)	FS1	Dallas, Texas	W, 45-40	92,100	Mayfield (22-31-390-2, 3 TD)	Perine (35-214-2)	Westbrook (10-232-3)	Okoronkwo (11)
Oct. 15	(NA/19/20)	Kansas State	ESPN	Norman	W, 38-17	86,049	Mayfield (25-31-346-1, 4 TD)	Mixon (19-88-0)	Westbrook (9-184-3)	S. Parker (8)
Oct. 22	(NA/16/16)	at Texas Tech	FOX	Lubbock, Texas	W, 66-59	60,478	Mayfield (27-36-545-0, 7 TD)	Mixon (31-363-2)	Westbrook (9-202-2)	A. Thomas (11)
Oct. 29	(NA/16/15)	Kansas	FS1	Norman	W, 56-3	86,301	Mayfield (16-24-236-0, 4 TD)	Adams (13-91-0)	Westbrook (5-105-1)	J. Evans (10)
Nov. 3	(14/12/11)	at Iowa State	ESPN	Ames, Iowa	W, 34-24	50,662	Mayfield (25-34-328-1, 4 TD)	Flowers (22-115-0)	Westbrook (7-131-1)	Ward (7)
Nov. 12	(11/9/9)	Baylor (NA/25/25)	ABC	Norman	W, 45-24	86,249	Mayfield (20-25-300-1, 2 TD)	Mixon (14-124-1)	Westbrook (4-88-2)	J. Evans (9)
Nov. 19	(9/8/8)	at West Virginia (14/10/9)	ABC	Morgantown, W. Va.	W, 56-28	57,645	Mayfield (9-15-169-1, 2 TD)	Perine (31-160-2)	Westbrook (2-100-1)	Beal (8)
Dec. 3	(9/7/7)	Oklahoma State (10/11/10)	FOX	Norman	W, 38-20	87,527	Mayfield (13-19-288-0, 3 TD)	Perine (37-239-1)	Westbrook (4-111-1)	Okoronkwo (9)
Jan. 2	(7/7/7)	vs. Auburn (14/17/17)	ESPN	New Orleans, La.	W, 35-19	54,077	Mayfield (19-28-296-0, 2 TD)	Mixon (19-91-2)	Mixon (5-89-0)	Kelly (12)

TEAM STATISTICS

	OU	OPP
SCORING	571	375
Points Per Game	43.9	28.8
FIRST DOWNS	329	276
Rushing	136	112
Passing	176	145
Penalty	17	19
RUSHING YARDAGE	3078	2114
Yards gained rushing	3346	2341
Yards lost rushing	268	227
Rushing Attempts	573	465
Average Per Rush	5.4	4.5
Average Per Game	236.8	162.6
TDs Rushing	30	15
PASSING YARDAGE	4134	3502
Comp-Att-Int	271-384-8	271-495-9
Average Per Pass	10.8	7.1
Average Per Catch	15.3	12.9
Average Per Game	318.0	269.4
TDs Passing	43	29
TOTAL OFFENSE	7212	5616
Total Plays	957	960
Average Per Play	7.5	5.8
Average Per Game	554.8	432.0
KICK RETURNS: #-YARDS	35-815	51-1110
PUNT RETURNS: #-YARDS	12-122	9-67
INT RETURNS: #-YARDS	9-157	8-132
KICK RETURN AVERAGE	23.3	21.8
PUNT RETURN AVERAGE	10.2	7.4
INT RETURN AVERAGE	17.4	16.5
FUMBLES-LOST	18-9	13-8
PENALTIES-YARDS	66-679	87-703
Average Per Game	52.2	54.1
PUNTS-YARDS	48-1975	70-3033
Average Per Punt	41.1	43.3
Net punt average	39.3	41.0
KICKOFFS-YARDS	100-6322	71-4342
Average Per Kick	63.2	61.2
Net kick average	39.9	38.8
TIME OF POSSESSION/Game	32:16	27:44
3RD-DOWN Conversions	87/169	92/216
3rd-Down Pct	51%	43%
4TH-DOWN Conversions	7/13	15/27
4th-Down Pct	54%	56%
SACKS BY-YARDS	25-153	21-134
MISC YARDS	0	100
TOUCHDOWNS SCORED	77	46
FIELD GOALS-ATTEMPTS	11-16	18-19
ON-SIDE KICKS	0-1	0-2
RED-ZONE SCORES	(52-59) 88%	(36-46) 78%
RED-ZONE TOUCHDOWNS	(41-59) 69%	(22-46) 48%
PAT-ATTEMPTS	(72-74) 97%	(43-43) 100%
ATTENDANCE	521142	216636
Games/Avg Per Game	6/86857	4/54159
Neutral Site Games		3/72398

RUSHING

Name	G	Att	Gain	Loss	Net	Avg	TD	Long	Avg/G
Mixon, Joe	12	187	1335	61	1274	6.8	10	79	106.2
Perine, Samaje	10	196	1079	19	1060	5.4	12	66	106.0
Adams, Abdul	7	53	296	13	283	5.3	0	57	40.4
Mayfield, Baker	13	78	310	133	177	2.3	6	16	13.6
Flowers, Dimitri	13	22	119	4	115	5.2	0	13	8.8
Westbrook, Dede	13	10	101	0	101	10.1	0	35	7.8
Baxter, Jarvis	10	2	44	0	44	22.0	1	40	4.4
Montgomery, Devin	1	5	16	0	16	3.2	1	10	16.0
Smallwood, Jordan	13	1	9	0	9	9.0	0	9	0.7
Kendall, Austin	2	6	26	18	8	1.3	0	17	4.0
Jones, Mykel	12	1	7	0	7	7.0	0	7	0.6
Bissoon, Najee	2	1	4	0	4	4.0	0	4	2.0
Brooks, Daniel	2	2	0	0	0	0.0	0	0	0.0
TEAM	7	9	0	20	-20	-2.2	0	0	-2.9
Total	13	573	3346	268	3078	5.4	30	79	236.8
Opponents	13	465	2341	227	2114	4.5	15	61	162.6

PASSING

Name	G	Effic	Comp-Att-Int	Pct	Yds	TD	Long	Avg/G
Mayfield, Baker	13	196.39	254-358-8	70.9	3965	40	88	305.0
Kendall, Austin	2	157.33	16-22-0	72.7	143	2	18	71.5
Westbrook, Dede	13	0.00	0-2-0	0.0	0	0	0	0.0
TEAM	7	0.00	0-1-0	0.0	0	0	0	0.0
Mixon, Joe	12	648.40	1-1-0	100.0	26	1	26	2.2
Total	13	193.79	271-384-8	70.6	4134	43	88	318.0
Opponents	13	129.87	271-495-9	54.7	3502	29	74	269.4

RECEIVING

Name	G	No	Yds	Avg	TD	Long	Avg/G
Westbrook, Dede	13	80	1524	19.0	17	88	117.2
Mixon, Joe	12	37	538	14.5	5	60	44.8
Lewis, Geno	13	32	388	12.1	2	29	29.8
Andrews, Mark	13	31	489	15.8	7	64	37.6
Basquine, Nick	13	20	265	13.2	2	62	20.4
Jones, Mykel	12	13	106	8.2	0	43	8.8
Miller, A.D.	12	12	145	12.1	2	36	12.1
Flowers, Dimitri	13	11	200	18.2	4	67	15.4
Mead, Jeffery	9	10	150	15.0	3	42	16.7
Perine, Samaje	10	10	106	10.6	1	29	10.6
Smallwood, Jordan	13	5	52	10.4	0	17	4.0
Baxter, Jarvis	10	4	57	14.2	0	18	5.7
Green, Dahu	9	3	89	29.7	0	51	9.9
Adams, Abdul	7	3	25	8.3	0	16	3.6
Total	13	271	4134	15.3	43	88	318.0
Opponents	13	271	3502	12.9	29	74	269.4



PUNT RETURNS

Name	No.	Yds	Avg	TD	Long
Westbrook, Dede	5	81	16.2	1	71
Mixon, Joe	4	25	6.2	0	15
Baxter, Jarvis	2	6	3.0	0	7
Quick, Michiah	1	10	10.0	0	10
Total	12	122	10.2	1	71
Opponents	9	67	7.4	0	26

KICK RETURNS

Name	No.	Yds	Avg	TD	Long
Mixon, Joe	21	494	23.5	1	97
Westbrook, Dede	9	244	27.1	0	63
Brooks, Daniel	2	48	24.0	0	34
Jones, Mykel	2	21	10.5	0	12
Meier, Carson	1	8	8.0	0	8
Total	35	815	23.3	1	97
Opponents	51	1110	21.8	0	59

INTERCEPTIONS

Name	No.	Yds	Avg	TD	Long
Evans, Jordan	4	145	36.2	2	80
Parker, Steven	2	12	6.0	0	12
Thomas, Jordan	2	0	0.0	0	0
Sunderland, Will	1	0	0.0	0	0
Total	9	157	17.4	2	80
Opponents	8	132	16.5	1	68

FUMBLE RETURNS

Name	No.	Yds	Avg	TD	Long
Parker, Jordan	1	0	0.0	0	0
Total	1	0	0.0	0	0
Opponents	2	6	3.0	1	6

FIELD GOALS BY PLAYER

Name	FGM-FGA	Pct.	01-19	20-29	30-39	40-49	50-99	Lg	Blk
Seibert, Austin	11-16	68.8	0-0	4-5	7-7	0-3	0-1	39	0

FIELD GOALS SEQUENCE

	Oklahoma	Opponents
Houston	(25),53	(35),(26),(33),(47)
ULM	(39)	(42)
Ohio State	27,(26)	(31)
TCU	(35)	(23)
Texas	49,(39)	(33),(28)
Kansas State	(34)	(25)
Texas Tech	(23)	(37)
Kansas	—	(23)
Iowa State	49,(36),(35)	(28)
Baylor	(22)	(35)
West Virginia	—	—
Oklahoma State	(34)	(19),(30),38
Auburn	42	(49),(39)

Numbers in (parentheses) indicate field goal was made

PUNTING

Name	No.	Yds.	Avg.	Long	TB	FC	I20	50+	Blkd
Seibert, Austin	48	1975	41.1	53	1	29	22	6	0
Total	48	1975	41.1	53	1	29	22	6	0
Opponents	70	3033	43.3	68	2	38	23	12	0

KICKOFFS

Name	No.	Yds.	Avg.	TB	OB	Ret.	Net	YdLn
Seibert, Austin	99	6275	63.4	49	0	—	—	—
Pfau, Kyle	1	47	47.0	0	0	—	—	—
Total	100	6322	63.2	49	0	1110	39.9	25
Opponents	71	4342	61.2	31	3	815	38.8	26

SCORING

Name	TD	FGs	PAT Kick	PAT Rush	PAT Rcv	PAT Pass	DXP	Saf	Points
Westbrook, Dede	18	0-0	0-0	0-0	1	0-0	0	0	110
Seibert, Austin	0	11-16	72-74	0-0	0	0-0	0	0	105
Mixon, Joe	16	0-0	0-0	0-0	0	0-0	0	0	96
Perine, Samaje	13	0-0	0-0	0-0	0	0-0	0	0	78
Andrews, Mark	7	0-0	0-0	0-0	1	0-0	0	0	44
Mayfield, Baker	6	0-0	0-0	0-0	0	2-3	0	0	36
Flowers, Dimitri	4	0-0	0-0	0-0	0	0-0	0	0	24
Mead, Jeffery	3	0-0	0-0	0-0	0	0-0	0	0	18
Basquine, Nick	2	0-0	0-0	0-0	0	0-0	0	0	12
Evans, Jordan	2	0-0	0-0	0-0	0	0-0	0	0	12
Miller, A.D.	2	0-0	0-0	0-0	0	0-0	0	0	12
Lewis, Geno	2	0-0	0-0	0-0	0	0-0	0	0	12
Montgomery, Devin	1	0-0	0-0	0-0	0	0-0	0	0	6
Baxter, Jarvis	1	0-0	0-0	0-0	0	0-0	0	0	6
Total	77	11-16	72-74	0-0	2	2-3	0	0	571
Opponents	46	18-19	43-43	0-0	1	1-2	0	0	375

ALL-PURPOSE YARDS

Name	G	Rush	Rec	PR	KOR	IR	Tot	Avg/G
Mixon, Joe	12	1274	538	25	494	0	2331	194.2
Westbrook, Dede	13	101	1524	81	244	0	1950	150.0
Perine, Samaje	10	1060	106	0	0	0	1166	116.6
Andrews, Mark	13	0	489	0	0	0	489	37.6
Lewis, Geno	13	0	388	0	0	0	388	29.8
Flowers, Dimitri	13	115	200	0	0	0	315	24.2
Adams, Abdul	7	283	25	0	0	0	308	44.0
Basquine, Nick	13	0	265	0	0	0	265	20.4
Mayfield, Baker	13	177	0	0	0	0	177	13.6
Mead, Jeffery	9	0	150	0	0	0	150	16.7
Miller, A.D.	12	0	145	0	0	0	145	12.1
Evans, Jordan	13	0	0	0	0	145	145	11.2
Jones, Mykel	12	7	106	0	21	0	134	11.2
Baxter, Jarvis	10	44	57	6	0	0	107	10.7
Green, Dahu	9	0	89	0	0	0	89	9.9
Smallwood, Jordan	13	9	52	0	0	0	61	4.7
Brooks, Daniel	2	0	0	0	48	0	48	24.0
Montgomery, Devin	1	16	0	0	0	0	16	16.0
Parker, Steven	13	0	0	0	0	12	12	0.9
Quick, Michiah	5	0	0	10	0	0	10	2.0
Meier, Carson	13	0	0	0	8	0	8	0.6
Kendall, Austin	2	8	0	0	0	0	8	4.0
Bisson, Najee	2	4	0	0	0	0	4	2.0
TEAM	7	-20	0	0	0	0	-20	-2.9
Total	13	3078	4134	122	815	157	8306	638.9
Opponents	13	2114	3502	67	1110	132	7025	540.4

TOTAL OFFENSE

Name	G	Plays	Rush	Pass	Total	Avg/G
Mayfield, Baker	13	436	177	3965	4142	318.6
Mixon, Joe	12	188	1274	26	1300	108.3
Perine, Samaje	10	196	1060	0	1060	106.0
Adams, Abdul	7	53	283	0	283	40.4
Kendall, Austin	2	28	8	143	151	75.5
Flowers, Dimitri	13	22	115	0	115	8.8
Westbrook, Dede	13	12	101	0	101	7.8
Baxter, Jarvis	10	2	44	0	44	4.4
Montgomery, Devin	1	5	16	0	16	16.0
Smallwood, Jordan	13	1	9	0	9	0.7
Jones, Mykel	12	1	7	0	7	0.6
Bisson, Najee	2	1	4	0	4	2.0
TEAM	7	10	-20	0	-20	-2.9
Total	13	957	3078	4134	7212	554.8
Opponents	13	960	2114	3502	5616	432.0



INDIVIDUAL STATISTICS

7 NATIONAL CHAMPIONSHIPS

10 BIG 12 CHAMPIONSHIPS

OFFENSIVE GAME-BY-GAME

PASSING

#6 Baker Mayfield	Att	Comp	INT	Pct	Yards	TD	Long	Sack	Yds	Effic
Houston	33	24	0	72.7	323	2	64	5	20	174.9
ULM	20	14	0	70.0	244	3	62	0	0	222.0
Ohio State	32	17	2	53.1	226	2	36	3	26	120.6
TCU	30	23	0	76.7	274	2	67	2	15	175.4
Texas	31	22	2	71.0	390	3	71	1	7	195.7
Kansas State	31	25	1	80.6	346	4	88	0	0	210.5
Texas Tech	36	27	0	75.0	545	7	56	0	0	266.3
Kansas	24	16	0	66.7	236	4	41	1	7	204.3
Iowa State	34	25	1	73.5	328	4	65	3	17	187.5
Baylor	25	20	1	80.0	300	2	43	2	18	199.2
West Virginia	15	9	1	60.0	169	2	75	0	0	185.3
Oklahoma State	19	13	0	68.4	288	3	69	1	6	247.9
Auburn	28	19	0	67.9	296	2	33	0	0	180.2
Total	358	254	8	70.9	3965	40	88	18	116	196.4

#10 Austin Kendall	Att	Comp	INT	Pct	Yards	TD	Long	Sack	Yds	Effic
ULM	15	12	0	80.0	108	2	18	3	18	184.5
Kansas	7	4	0	57.1	35	0	10	0	0	99.1
Total	22	16	0	72.7	143	2	18	3	18	157.3

#25 Joe Mixon	Att	Comp	INT	Pct	Yards	TD	Long	Sack	Yds	Effic
Kansas State	1	1	0	100.0	26	1	26	0	0	648.4
Total	1	1	0	100.0	26	1	26	0	0	648.4

#11 Dede Westbrook	Att	Comp	INT	Pct	Yards	TD	Long	Sack	Yds	Effic
Houston	1	0	0	0.0	0	0	0	0	0	0.00
Kansas	1	0	0	0.0	0	0	0	0	0	0.0
Total	2	0	0	0.0	0	0	0	0	0	0.00

RUSHING

Player	No-Yds/TD	UH	ULM	OHST	TCU	UT	KSU	TTU	KU	ISU	BU	WVU	OSU	AU
Mixon, Joe	187-1274/10	6-40/1	13-117/0	9-78/0	16-105/1	16-48/0	19-88/0	31-263/2	9-74/1	DNP	14-124/1	24-147/1	11-99/1	19-91/2
Perine, Samaje	196-1060/12	6-31/0	10-58/2	17-60/0	17-98/2	35-214/2	3-14/0	DNP	DNP	DNP	23-100/2	31-160/2	37-239/1	17-86/1
Adams, Abdul	53-283/0	DNP	18-91/0	DNP	DNP	DNP	6-11/0	4-22/0	13-91/0	8-54/0	3-12/0	1-2/0	DNP	DNP
Mayfield, Baker	78-177/6	13--1/0	-	8-5/0	12-55/2	4-20/1	5-25/0	2-19/0	4-16/0	9--20/0	9-12/1	5-7/2	3-5/0	4-34/0
Flowers, Dimitri	22-115/0	-	-	-	-	-	-	-	-	22-115/0	-	-	-	-
Westbrook, Dede	10-101/0	-	-	1-35/0	1-4/0	-	-	1-15/0	1-24/0	-	1-5/0	2-1/0	-	3-17/0
Baxter, Jarvis	2-44/1	-	1-40/1	-	DNP	-	-	-	DNP	1-4/0	-	DNP	-	-
Montgomery, Devin	5-16/1	DNP	DNP	DNP	DNP	DNP	DNP	DNP	5-16/1	DNP	DNP	DNP	DNP	DNP
Smallwood, Jordan	1-9/0	-	-	-	-	-	-	-	1-9/0	-	-	-	-	-
Kendall, Austin	6-8/0	DNP	3--18/0	DNP	DNP	DNP	DNP	DNP	3-26/0	DNP	DNP	DNP	DNP	DNP
Jones, Mykel	1-7/0	DNP	-	-	-	-	-	-	1-7/0	-	-	-	-	-
Bissoon, Najee	1-4/0	DNP	-	DNP	DNP	DNP	DNP	DNP	1-4/0	DNP	DNP	DNP	DNP	DNP
Brooks, Daniel	2-0/0	1-0/0	1-0/0	DNP	DNP	DNP	DNP	DNP	DNP	DNP	DNP	DNP	DNP	DNP
Team	9--20/0	DNP	DNP	1--1/0	2--2/0	DNP	DNP	2--10/0	-	2--4/0	DNP	1--1/0	1--2/0	DNP

RECEIVING

Player	No-Yds/TD	UH	ULM	OHST	TCU	UT	KSU	TTU	KU	ISU	BU	WVU	OSU	AU
Westbrook, Dede	80-1524/17	8-70/0	4-33/0	5-51/0	7-158/2	10-232/3	9-184/3	9-202/2	5-105/1	7-131/1	4-88/2	2-100/1	4-111/1	6-59/1
Mixon, Joe	37-538/5	5-77/0	-	2-15/0	5-70/0	3-12/0	3-34/1	4-114/3	2-35/0	DNP	5-63/0	1-10/0	2-19/1	5-89/0
Andrews, Mark	31-489/7	3-94/2	2-60/1	4-57/1	2-6/0	1-29/0	4-34/0	2-24/0	3-36/1	2-19/1	4-53/0	1-9/0	-	3-68/1
Lewis, Geno	32-388/2	2-18/0	1-8/0	2-28/0	-	2-26/0	3-33/0	3-47/0	4-41/1	6-59/0	2-35/0	2-25/0	3-28/1	2-40/0
Basquine, Nick	20-265/2	-	3-80/1	-	4-25/0	-	1-14/0	4-77/1	2-15/0	4-36/0	1-5/0	-	-	1-13/0
Flowers, Dimitri	11-200/4	-	1-8/1	-	-	2-18/0	1-19/0	2-45/1	1-9/1	3-34/1	-	-	1-67/0	-
Mead, Jeffery	10-150/3	-	1-6/1	DNP	DNP	DNP	DNP	-	1-7/0	2-42/1	1-10/0	2-16/1	1-42/0	2-27/0
Miller, A.D.	12-145/2	1-9/0	3-23/1	3-72/1	-	2-22/0	2-12/0	1-7/0	-	-	-	-	-	DNP
Jones, Mykel	13-106/0	DNP	6-48/0	1-3/0	2-8/0	1-0/0	-	1-4/0	-	-	2-43/0	-	-	-
Perine, Samaje	10-106/1	3-28/0	2-38/0	-	2-3/0	-	1-25/1	DNP	DNP	DNP	1-3/0	1-9/0	-	-
Green, Dahu	3-89/0	DNP	DNP	DNP	-	1-51/0	-	1-25/0	1-13/0	-	-	DNP	-	-
Baxter, Jarvis	4-57/0	2-27/0	1-15/0	-	DNP	-	1-15/0	-	DNP	-	-	DNP	-	-
Smallwood, Jordan	5-52/0	-	1-17/0	-	1-4/0	-	-	-	1-10/0	-	-	-	2-21/0	-
Adams, Abdul	3-25/0	DNP	1-16/0	DNP	DNP	DNP	1-2/0	-	-	1-7/0	-	-	DNP	DNP



TEAM TOTALS

	Score	1st Downs	Rushing No-Yds-TD	Passing (C-A-I-Yds-TD)	Total Offense (Play-Yds)	Punts No.-Avg.	Fumbles No.-Lost	Penalties No.-Yds	KO Ret. No.-Yds	Punt Ret. No.-Yds	Int. Ret. No.-Yds.	3rd-Down Convrnsn.	Time of Poss.
Oklahoma	23	17	26-70-1	24-34-0-323-2	60-393	4-44.0	3-2	5-66	3-64	1-10	0-0	7-of-14	24:54
vs. Houston	33	25	40-89-0	23-40-0-321-2	80-410	4-44.0	1-1	7-75	3-54	0-0	0-0	9-of-17	35:06
ULM	17	15	29-78-0	23-37-0-272-2	66-350	8-46.9	1-1	4-36	4-77	1-25	0-0	2 of 14	29:17
Oklahoma	59	30	46-288-3	26-35-0-352-5	81-640	4-43.2	1-1	4-30	2-48	4-28	0-0	4 of 9	30:43
Ohio State	45	22	48-291-1	14-20-0-152-4	68-443	5-50.6	1-0	11-75	2-62	1-0	2-89	6 of 14	35:49
Oklahoma	24	19	36-177-0	17-32-2-226-2	68-403	3-37.0	0-0	4-28	3-132	0-0	0-0	5 of 13	24:11
Oklahoma	52	23	48-260-5	23-30-0-274-2	78-534	5-44.0	2-2	5-54	2-46	0-0	1-12	8 of 15	34:42
at TCU	46	19	29-65-1	26-45-1-449-5	74-514	6-40.2	0-0	9-64	4-87	1-2	0-0	8 of 17	25:18
vs. Texas	40	23	46-180-2	19-36-1-245-3	82-425	6-44.8	1-1	2-10	4-87	0-0	2-38	7 of 18	24:20
Oklahoma	45	28	55-282-3	22-31-2-390-3	86-672	3-37.3	4-2	5-55	4-66	2-3	1-0	8 of 14	35:40
Kansas State	17	19	32-110-1	20-37-0-225-1	69-335	6-42.3	0-0	7-35	5-108	1-0	1-0	6 of 15	30:58
Oklahoma	38	24	33-138-0	26-32-1-372-5	65-510	4-45.0	1-0	3-35	2-55	2-3	0-0	7 of 13	29:02
Oklahoma	66	33	40-309-2	27-36-0-545-7	76-854	2-39.0	0-0	6-60	1-24	0-0	1-0	6 of 10	29:07
at Texas Tech	59	42	21-120-3	52-88-1-734-5	109-854	2-32.5	1-1	11-92	4-66	1-8	0-0	20 of 25	30:53
Kansas	3	11	28-49-0	21-37-2-121-0	65-170	9-39.3	0-0	6-40	2-29	0-0	0-0	5 of 18	29:55
Oklahoma	56	24	38-267-2	20-33-0-271-4	71-538	4-38.2	1-1	6-45	1-30	1-71	2-33	5 of 12	30:05
Oklahoma	34	28	42-149-0	25-34-1-328-4	76-477	2-47.5	0-0	5-50	4-118	1-5	0-0	6 of 13	36:59
at Iowa State	24	15	26-130-1	16-30-0-160-2	56-290	5-43.4	1-0	5-45	5-111	2-24	1-0	5 of 13	23:01
Baylor	24	24	45-212-1	21-46-2-292-2	91-504	3-47.7	2-1	9-55	5-116	0-0	1-5	10 of 22	24:12
Oklahoma	45	23	50-253-4	20-25-1-300-2	75-553	4-39.0	0-0	3-30	4-76	0-0	2-32	12 of 17	35:48
Oklahoma	56	27	64-316-5	9-15-1-169-2	79-485	5-37.6	1-0	6-72	3-56	0-0	1-80	8 of 16	39:54
at West Virginia	28	22	38-388-2	12-27-1-191-2	65-579	5-40.0	3-3	7-91	5-102	1-6	1-0	5 of 13	20:06
Oklahoma State	20	17	37-217-2	11-25-0-186-0	62-403	6-40.0	2-0	3-22	5-162	0-0	0-0	4 of 15	24:53
Oklahoma	38	25	52-341-2	13-19-0-288-3	71-629	5-39.2	3-1	4-54	5-83	0-0	0-0	6 of 13	35:07
vs. Auburn	19	22	46-185-1	13-27-1-154-1	73-339	5-49.2	0-0	6-63	3-49	1-2	0-0	5 of 15	26:42
Oklahoma	35	28	43-228-3	19-28-0-296-2	71-524	3-45.7	2-0	10-100	1-17	1-2	1-0	5 of 10	33:18

STARTING LINEUPS

OFFENSE	LT	LG	C	RG	RT	WR	WR	QB	RB	WR	FB/RB/WR
vs. Houston	Brown	Ford	Alvarez	Dalton	Samia	Mead	Andrews	Mayfield	Perine	Westbrook	Flowers (FB)
ULM	Brown	Ford	Alvarez	Samia	B. Evans	Mead	Lewis	Mayfield	Perine	Westbrook	Mixon (RB)
OHIO STATE	Brown	Ford	Alvarez	Samia	B. Evans	Miller	Andrews	Mayfield	Perine	Westbrook	Flowers (FB)
at TCU	Brown	Samia	Wren	Powers	B. Evans	Miller	Andrews	Mayfield	Mixon	Westbrook	Flowers (FB)
vs. Texas	Brown	Powers	Wren	Samia	B. Evans	Miller	Andrews	Mayfield	Perine	Westbrook	Mixon (RB)
KANSAS STATE	Brown	Powers	Wren	Samia	B. Evans	Miller	Andrews	Mayfield	Perine	Smallwood	Flowers (FB)
at Texas Tech	Brown	Powers	Wren	Samia	B. Evans	Miller	Andrews	Mayfield	Mixon	Westbrook	Flowers (FB)
KANSAS	Brown	Powers	Wren	Samia	B. Evans	Green	Andrews	Mayfield	Mixon	Westbrook	Flowers (FB)
at Iowa State	Brown	Powers	Wren	Samia	B. Evans	Mead	Andrews	Mayfield	Flowers	Westbrook	Basquine (WR)
BAYLOR	Brown	Powers	Wren	Samia	B. Evans	Mead	Baxter	Mayfield	Perine	Westbrook	Flowers (FB)
at West Virginia	Brown	Powers	Wren	Samia	B. Evans	Mead	Andrews	Mayfield	Perine	Westbrook	Flowers (FB)
OKLAHOMA STATE	Brown	Powers	Wren	Samia	B. Evans	Mead	Andrews	Mayfield	Perine	Westbrook	Flowers (FB)
vs. Auburn	Brown	Powers	Wren	Samia	B. Evans	Mead	Andrews	Mayfield	Perine	Westbrook	Basquine (WR)

DEFENSE	DE	DT	DE	OLB	ILB	ILB	NB/LB	CB	FS	SS	CB
vs. Houston	C. Walker	Wade	Dimon	Okoronkwo	J. Evans	T. Evans	Johnson (NB)	J. Thomas	A. Thomas	S. Parker	Austin
ULM	C. Walker	Wade	Ward	Okoronkwo	J. Evans	T. Evans	Doucet (LB)	J. Thomas	A. Thomas	S. Parker	Cobb
OHIO STATE	C. Walker	Wade	Dimon	Okoronkwo	J. Evans	T. Evans	Johnson (NB)	J. Thomas	A. Thomas	S. Parker	Cobb
at TCU	C. Walker	Wade	Roberts	Okoronkwo	J. Evans	Beal	Parker (NB)	J. Thomas	A. Thomas	K. Haughton	Quick
vs. Texas	Ward	Wade	Roberts	Okoronkwo	J. Evans	Beal	Doucet (LB)	J. Thomas	A. Thomas	S. Parker	Quick
KANSAS STATE	Gallimore	Wade	Roberts	Okoronkwo	J. Evans	Beal	Doucet (LB)	J. Thomas	A. Thomas	S. Parker	J. Parker
at Texas Tech	Gallimore	Wade	Roberts	Okoronkwo	J. Evans	Beal	Johnson (NB)	J. Thomas	A. Thomas	S. Parker	J. Parker
KANSAS	Gallimore	Wade	Roberts	DeBerry	J. Evans	Beal	Kelly (LB)	J. Thomas	A. Thomas	S. Parker	J. Parker
at Iowa State	Ward	Wade	Roberts	Okoronkwo	J. Evans	Beal	Kelly (LB)	J. Thomas	A. Thomas	S. Parker	J. Parker
BAYLOR	Gallimore	Wade	Roberts	Okoronkwo	J. Evans	Beal	Kelly (LB)	J. Thomas	A. Thomas	S. Parker	J. Parker
at West Virginia	Gallimore	Wade	Roberts	Okoronkwo	J. Evans	Beal	Kelly (LB)	J. Thomas	A. Thomas	S. Parker	J. Parker
OKLAHOMA STATE	Ward	Wade	Roberts	Okoronkwo	J. Evans	Beal	Kelly (LB)	J. Thomas	A. Thomas	S. Parker	J. Parker
vs. Auburn	Gallimore	Wade	Roberts	Okoronkwo	J. Evans	Beal	Kelly (LB)	J. Thomas	A. Thomas	S. Parker	J. Parker



TEAM STATISTICS

7 NATIONAL CHAMPIONSHIPS

10 BIG 12 CHAMPIONSHIPS

3RD-DOWN CONVERSIONS

Date	Opponent	Score	Overall		1st Qtr		2nd Qtr		3rd Qtr		4th Qtr		OT	
Sept. 3	vs. Houston	L, 23-33	7-14	50.0%	1-2	50.0%	1-3	33.3%	4-5	80.0%	1-4	25.0%	—	—
Sept. 10	ULM	W, 59-17	4-9	44.4%	1-1	100.0%	0-2	0.0%	1-4	25.0%	2-2	100.0%	—	—
Sept. 17	OHIO STATE	L, 24-45	5-13	38.5%	1-4	25.0%	0-1	0.0%	3-4	75.0%	1-4	25.0%	—	—
Oct. 1	at TCU	W, 52-46	8-15	53.3%	1-4	25.0%	4-4	100.0%	3-4	75.0%	0-3	0.0%	—	—
Oct. 8	vs. Texas	W, 45-40	8-14	57.1%	1-4	25.0%	1-2	50.0%	2-2	100.0%	4-6	66.7%	—	—
Oct. 15	KANSAS STATE	W, 38-17	7-13	53.8%	3-3	100.0%	0-2	0.0%	1-3	33.3%	3-5	60.0%	—	—
Oct. 22	at Texas Tech	W, 66-59	6-10	60.0%	2-4	50.0%	1-3	33.3%	2-2	100.0%	1-1	100.0%	—	—
Oct. 29	KANSAS	W, 56-3	5-12	41.7%	2-3	66.7%	2-3	66.7%	0-2	0.0%	1-4	25.0%	—	—
Nov. 3	at Iowa State	W, 34-24	6-13	46.2%	2-2	100.0%	2-4	50.0%	1-4	25.0%	1-3	33.3%	—	—
Nov. 12	BAYLOR	W, 45-24	12-17	70.6%	4-5	80.0%	2-4	50.0%	1-2	50.0%	5-6	83.3%	—	—
Nov. 19	at West Virginia	W, 56-28	8-16	50.0%	3-5	60.0%	2-3	66.7%	1-4	25.0%	2-4	50.0%	—	—
Dec. 3	OKLA. STATE	W, 38-20	6-13	46.2%	0-3	0.0%	1-4	25.0%	3-3	100.0%	2-3	66.7%	—	—
Jan. 2	vs. Auburn	W, 35-19	5-10	50.0%	2-4	50.0%	2-3	66.7%	0-1	0.0%	1-2	50.0%	—	—

4TH-DOWN CONVERSIONS

Date	Opponent	Score	Overall		1st Qtr		2nd Qtr		3rd Qtr		4th Qtr		OT	
Sept. 3	vs. Houston	L, 23-33	0-1	0.0%	0-0	—	0-0	—	0-0	—	0-1	0.0%	—	—
Sept. 10	ULM	W, 59-17	0-0	—	0-0	—	0-0	—	0-0	—	0-0	—	—	—
Sept. 17	OHIO STATE	L, 24-45	0-3	0.0%	0-1	0.0%	0-0	—	0-0	—	0-2	0.0%	—	—
Oct. 1	at TCU	W, 52-46	0-0	—	0-0	—	0-0	—	0-0	—	0-0	—	—	—
Oct. 8	vs. Texas	W, 45-40	0-0	—	0-0	—	0-0	—	0-0	—	0-0	—	—	—
Oct. 15	KANSAS STATE	W, 38-17	1-1	100.0%	0-0	—	0-0	—	1-1	100.0%	0-0	—	—	—
Oct. 22	at Texas Tech	W, 66-59	0-1	0.0%	0-0	—	0-1	0.0%	0-0	—	0-0	—	—	—
Oct. 29	KANSAS	W, 56-3	2-3	66.7%	0-0	—	0-0	—	1-1	100.0%	1-2	50.0%	—	—
Nov. 3	at Iowa State	W, 34-24	1-1	100.0%	0-0	—	0-0	—	1-1	100.0%	0-0	—	—	—
Nov. 12	BAYLOR	W, 45-24	0-0	—	0-0	—	0-0	—	0-0	—	0-0	—	—	—
Nov. 19	at West Virginia	W, 56-28	1-1	100.0%	0-0	—	0-0	—	0-0	—	1-1	100.0%	—	—
Dec. 3	OKLA. STATE	W, 38-20	1-1	100.0%	0-0	—	0-0	—	0-0	—	1-1	100.0%	—	—
Jan. 2	vs. Auburn	W, 35-19	1-1	100.0%	0-0	—	1-1	100.0%	0-0	—	0-0	—	—	—

TIME OF POSSESSION

Date	Opponent	Score	Overall	1st Qtr	2nd Qtr	3rd Qtr	4th Qtr
Sept. 3	vs. Houston	L, 23-33	24:54	5:18	5:39	7:45	6:12
Sept. 10	ULM	W, 59-17	30:43	8:16	5:44	7:31	9:12
Sept. 17	OHIO STATE	L, 24-45	24:11	7:40	6:03	6:00	4:28
Oct. 1	at TCU	W, 52-46	34:42	9:04	6:17	9:21	10:00
Oct. 8	vs. Texas	W, 45-40	35:40	9:26	5:39	8:02	12:33
Oct. 15	KANSAS STATE	W, 38-17	29:02	7:43	5:51	7:45	7:43
Oct. 22	at Texas Tech	W, 66-59	29:07	7:42	6:47	6:25	8:13
Oct. 29	KANSAS	W, 56-3	30:05	4:04	7:14	9:28	9:19
Nov. 3	at Iowa State	W, 34-24	36:59	8:54	6:14	10:50	11:01
Nov. 12	BAYLOR	W, 45-24	35:48	9:58	6:23	5:59	13:28
Nov. 19	at West Virginia	W, 56-28	39:54	10:58	10:57	7:30	10:29
Dec. 3	OKLA. STATE	W, 38-20	35:07	6:15	8:11	10:28	10:13
Jan. 2	vs. Auburn	W, 35-19	33:18	6:24	7:56	10:17	8:41



DEFENSIVE LEADERS

No.	Name	GP	Solo	Ast	Total	TFL/Yds	Sacks-Yards	Int-Yds	BrUp	QBH	Rcv-Yds	FF	Kick	Saf
26	Evans, Jordan	13	55	43	98	10.0-26	2.5-11	4-145	8	3	1-0	1	.	.
14	Beal, Emmanuel	13	46	35	81	3.0-9	2.0-8	.	1	6	.	2	.	.
31	Okoronkwo, Ogbonnia	12	50	21	71	12.0-62	9.0-54	.	3	7	.	2	.	.
13	Thomas, Ahmad	13	45	19	64	2.0-12	1.0-8	.	2	.	1-0	.	.	.
10	Parker, Steven	13	42	21	63	3.0-6	.	2-12	4	.	1-0	.	.	.
7	Thomas, Jordan	13	42	7	49	2.0-11	.	2-0	17
12	Johnson, Will	7	31	13	44	2.5-8	.	.	3	.	1-0	1	.	.
90	Gallimore, Neville	13	21	19	40	4.0-11	1.0-7	.	.	3	.	1	.	.
95	Roberts, Austin	12	18	19	37	3.0-12	1.5-9	.	2	3
9	Parker, Jordan	10	31	5	36	1.0-1	.	.	3	.	1-0	1	.	.
19	Kelly, Caleb	11	22	14	36	3.0-8	1.0-6	.	1	2
93	Wade, Jordan	13	16	14	30	2.5-17	2.5-17	.	.	1
87	Ward, DJ	12	15	13	28	1.0-4	1.0-4
1	Doucet, Kapri	10	14	8	22	2.0-15	1.0-14
20	Hunter, Ruben	12	13	8	21	0.5-1	.	.	1	1
92	Romar, Matt	9	9	8	17	5.5-19	2.5-15	.	.	1	1-0	.	.	.
21	Sunderland, Will	8	9	6	15	1.0-1	.	1-0	1
8	Houghton, Kahlil	13	11	4	15
16	Quick, Michiah	5	8	4	12	.	.	.	3
18	Bolton, Curtis	12	9	2	11	1.0-1
9	Evans, Tay	3	9	1	10	1.0-1
11	Motley, Parnell	11	8	1	9
97	Walker, Charles	4	2	5	7	2.0-8	.	.	4	2
4	Cobb, Parrish	4	6	1	7
43	Seibert, Austin	13	4	1	5
28	Sylvie, Chanse	11	1	4	5
57	Lampkin, Du'Vonta	5	2	3	5	2.0-3	.	.	.	2
22	DeBerry, Ricky	6	3	2	5	1.0-3	.	.	.	1	1-0	.	.	.
27	Austin, Dakota	10	3	1	4	1.5-3	.	.	1
2	Green, Dahu	9	3	1	4	1	.	.
72	Bledsoe, Amani	6	.	3	3	0.5-1	.	.	1
36	Flowers, Dimitri	13	2	1	3
94	Dimon, Matt	2	1	1	2	1.0-1
55	Mann, Kenneth	8	2	.	2
23	Jackson, Mark	5	.	2	2
17	Smallwood, Jordan	13	1	1	2
98	Overton, Marquise	2	1	1	2
6	Taylor, Stanvon	2	1	.	1
	Total	13	564	312	876	68-244	25-153	9-157	55	32	8-0	9	.	.
	Opponents	13	568	440	1008	66.0-236	21-134	8-132	29	13	9-6	13	.	.

OKLAHOMA GIVEAWAYS/TAKEAWAYS

Game	Giveaways			Takeaways				Dif.
	Fum	Int	Tot	Fum	Int	Tot		
vs. Houston	2	0	2	1	0	1	-1	
ULM	1	0	1	1	0	1	0	
OHIO STATE	0	2	2	0	0	0	-2	
at TCU	2	0	2	0	1	1	-1	
vs. Texas	2	2	4	1	1	2	-2	
K-STATE	0	1	1	0	0	0	-1	
at Texas Tech	0	0	0	1	1	2	+2	
KANSAS	1	0	1	0	2	2	+1	
at Iowa State	0	1	1	0	0	0	-1	
BAYLOR	0	1	1	1	2	3	+2	
at West Virginia	0	1	1	3	1	4	+3	
OKLAHOMA ST.	0	1	1	0	0	0	-1	
vs. Auburn	0	0	0	0	1	1	+1	

FUMBLES

Name	No.- Lost
Mayfield, Baker	6-3
Mixon, Joe	5-2
Perine, Samaje	2-1
Baxter, Jarvis	1-1
Kendall, Austin	1-1
Westbrook, Dede	1-1
Miller, A.D.	1-0
Wren, Erick	1-0

OPENING DRIVES – OFFENSE

Game	1st Half	2nd Half
vs. Houston	Touchdown	Missed FG
ULM	Touchdown	Made FG
OHIO STATE	Missed FG	Punt
at TCU	Fumble	Touchdown
vs. Texas	Missed FG	Touchdown
K-STATE	Touchdown	Punt
at Texas Tech	Touchdown	Touchdown
KANSAS	Punt	Touchdown
at Iowa State	Touchdown	Made FG
BAYLOR	Touchdown	Touchdown
at West Virginia	Punt	Punt
OKLAHOMA STATE	Punt	Punt
vs. Auburn	Punt	Touchdown

OPENING DRIVES – DEFENSE

Game	1st Half	2nd Half
vs. Houston	Made FG	Punt
ULM	Turnover on Downs	Touchdown
OHIO STATE	Punt	Touchdown
at TCU	Touchdown	Punt
vs. Texas	Punt	Touchdown
K-STATE	Punt	Punt
at Texas Tech	Fumble	Punt
KANSAS	Punt	Punt
at Iowa State	Punt	Punt
BAYLOR	Turnover on Downs	Punt
at West Virginia	Punt	INT Touchdown
OKLAHOMA STATE	Punt	Touchdown
vs. Auburn	Touchdown	Punt

OU ON COIN FLIPS

Game	Result	Score
vs. Houston	Won (Received)	L, 23-33
ULM	Won (Received)	W, 59-17
OHIO STATE	Lost (Received)	L, 24-45
at TCU	Lost (Received)	W, 52-46
vs. Texas	Lost (Received)	W, 45-40
K-STATE	Lost (Received)	W, 38-17
at Texas Tech	Won (Received)	W, 66-59
KANSAS	Won (Kicked)	W, 56-3
at Iowa State	Lost (Received)	W, 34-24
BAYLOR	Won (Received)	W, 45-24
at West Virginia	Lost (Received)	W, 56-28
OKLAHOMA STATE	Won (Kicked)	W, 38-20
vs. Auburn	Lost (Kicked)	W, 35-19



DEFENSIVE STATISTICS

7 NATIONAL CHAMPIONSHIPS

10 BIG 12 CHAMPIONSHIPS

DEFENSIVE GAME-BY-GAME

TACKLES

Player	UA-A	Total	UH	ULM	OHST	TCU	UT	KSU	TTU	KU	ISU	BU	WVU	OSU	AU
Evans, Jordan	55-43	98	5-3	3-7	3-3	6-4	5-5	1-2	4-3	5-5	1-2	6-3	5-0	5-3	6-3
Beal, Emmanuel	46-35	81	5-0	0-4	4-4	3-5	5-4	4-1	6-1	2-3	2-2	6-2	5-3	2-3	2-3
Okoronkwo, Ogbonna	50-21	71	7-2	1-2	3-1	4-2	5-6	3-2	4-0	DNP	5-0	3-1	6-1	6-3	3-1
Thomas, Ahmad	45-19	64	3-3	1-3	5-0	2-1	2-0	3-3	10-1	1-1	3-1	4-2	3-1	4-2	4-1
Parker, Steven	42-21	63	4-2	0-2	1-0	6-0	4-1	5-3	3-1	4-1	2-1	1-4	4-2	2-2	6-2
Thomas, Jordan	42-7	49	1-1	2-0	3-0	4-0	4-0	4-3	3-1	4-0	3-1	5-0	2-0	3-0	4-1
Johnson, Will	31-13	44	7-3	DNP	5-2	DNP	DNP	3-0	8-2	1-2	3-0	4-4	DNP	DNP	DNP
Gallimore, Neville	21-19	40	-	3-5	1-1	0-1	1-5	3-2	1-0	4-1	-	4-0	1-3	2-1	1-0
Roberts, Austin	18-19	37	1-2	DNP	3-2	1-5	0-1	1-1	2-0	1-0	3-1	2-0	1-2	1-3	2-2
Parker, Jordan	31-5	36	DNP	DNP	DNP	-	4-0	4-1	7-0	2-0	3-2	3-1	2-0	4-1	2-0
Kelly, Caleb	22-14	36	DNP	3-1	DNP	-	-	-	-	1-1	4-2	4-3	1-1	1-2	8-4
Wade, Jordan	16-14	30	3-1	-	2-3	1-0	1-2	1-2	1-0	0-1	-	2-4	2-0	-	3-1
Ward, DJ	15-13	28	-	0-2	1-0	DNP	2-3	-	-	2-0	6-1	1-5	-	2-2	1-0
Doucet, Kapri	14-8	22	DNP	2-5	-	3-0	2-2	1-1	3-0	2-0	DNP	DNP	1-0	-	-
Hunter, Ruben	13-8	21	DNP	2-0	0-3	-	1-0	-	-	1-0	-	3-2	4-3	-	2-0
Romar, Matt	9-8	17	1-0	2-0	DNP	1-2	1-3	2-0	-	DNP	DNP	DNP	1-0	0-2	1-1
Haughton, Kahlil	11-4	15	1-0	1-2	0-1	3-0	-	-	2-0	3-1	-	-	-	-	1-0
Sunderland, Will	9-6	15	DNP	1-1	DNP	DNP	5-3	DNP	-	1-0	DNP	0-1	1-1	-	1-0
Quick, Michiah	8-4	12	-	1-1	6-2	1-1	-	DNP	DNP	DNP	DNP	DNP	DNP	DNP	DNP
Bolton, Curtis	9-2	11	DNP	1-0	1-0	-	-	2-1	-	2-0	1-0	-	1-0	0-1	1-0
Evans, Tay	9-1	10	5-0	-	4-1	DNP	DNP	DNP	DNP	DNP	DNP	DNP	DNP	DNP	DNP
Motley, Parnell	8-1	9	DNP	4-0	1-0	-	1-0	-	-	1-0	-	-	DNP	1-0	0-1
Cobb, Parrish	6-1	7	1-1	2-0	2-0	DNP	DNP	DNP	DNP	DNP	DNP	DNP	DNP	1-0	DNP
Walker, Charles	2-5	7	2-1	0-1	0-1	0-2	DNP	DNP	DNP	DNP	DNP	DNP	DNP	DNP	DNP
Seibert, Austin	4-1	5	-	-	1-0	-	-	1-0	-	-	1-0	-	-	1-1	-
DeBerry, Ricky	3-2	5	DNP	1-0	-	DNP	DNP	DNP	DNP	1-2	DNP	-	DNP	-	1-0
Lampkin, Du'Vonta	2-3	5	DNP	DNP	DNP	DNP	DNP	DNP	-	2-0	0-1	0-1	0-1	DNP	DNP
Sylvie, Chanse	1-4	5	DNP	-	DNP	-	0-2	-	0-1	-	-	0-1	-	1-0	-
Green, Dahu	3-1	4	DNP	DNP	DNP	1-0	-	1-0	0-1	-	1-0	-	DNP	-	-
Austin, Dakota	3-1	4	2-0	1-0	DNP	0-1	DNP	DNP	-	-	-	-	-	-	-
Flowers, Dimitri	2-1	3	-	-	-	-	1-0	0-1	-	-	-	1-0	-	-	-
Bledsoe, Amani	0-3	3	DNP	0-2	-	-	-	0-1	-	DNP	DNP	DNP	DNP	DNP	DNP
Dimon, Matt	1-1	2	1-1	DNP	-	DNP	DNP	DNP	DNP	DNP	DNP	DNP	DNP	DNP	DNP
Jackson, Mark	0-2	2	-	0-1	DNP	DNP	-	DNP	0-1	-	DNP	DNP	DNP	DNP	DNP
Mann, Kenneth	2-0	2	DNP	-	DNP	DNP	-	-	DNP	2-0	-	-	DNP	-	-
Smallwood, Jordan	1-1	2	-	1-0	-	-	0-1	-	-	-	-	-	-	-	-
Overton, Marquise	1-1	2	-	1-1	DNP	DNP	DNP	DNP	DNP	DNP	DNP	DNP	DNP	DNP	DNP
Grant, Sam	1-0	1	-	-	-	-	-	-	-	-	1-0	-	-	-	-
Mixon, Joe	1-0	1	1-0	-	-	-	-	-	-	-	DNP	-	-	-	-
Brooks, Daniel	1-0	1	-	1-0	DNP	DNP	DNP	DNP	DNP	DNP	DNP	DNP	DNP	DNP	DNP
Basquine, Nick	1-0	1	-	-	-	1-0	-	-	-	-	-	-	-	-	-
Westbrook, Dede	1-0	1	-	-	1-0	-	-	-	-	-	-	-	-	-	-
Miller, A.D.	1-0	1	-	-	-	-	-	-	-	-	-	1-0	-	-	DNP
Powers, Ben	1-0	1	DNP	-	DNP	-	-	-	-	-	1-0	-	-	-	-
Taylor, Stanvon	1-0	1	1-0	-	DNP	DNP	DNP	DNP	DNP	DNP	DNP	DNP	DNP	DNP	DNP
Meier, Carson	1-0	1	-	-	-	-	-	-	-	1-0	-	-	-	-	-



DEFENSIVE GAME-BY-GAME

TACKLES FOR LOSS

Player	UA-A	Total	UH	ULM	OHST	TCU	UT	KSU	TTU	KU	ISU	BU	WVU	OSU	AU
Okoronkwo, Ogbornia	10-4	12.0	2.0-10	1.0-9	-	2.5-15	1.0-4	1.0-12	1.0-2	DNP	-	-	-	2.0-7	1.5-3
Evans, Jordan	7-6	10.0	1.0-1	0.5-2	0.5-0	2.0-8	1.5-3	-	0.5-1	-	-	2.0-9	-	1.0-1	1.0-1
Romar, Matt	5-1	5.5	1.0-1	1.0-2	DNP	1.0-6	0.5-3	1.0-6	-	DNP	DNP	DNP	1.0-1	-	-
Gallimore, Neville	3-2	4.0	-	3.0-10	-	-	-	-	-	-	-	-	1.0-1	-	-
Parker, Steven	2-2	3.0	-	-	1.0-2	-	-	-	-	1.5-3	-	-	0.5-1	-	-
Roberts, Austin	2-2	3.0	-	DNP	-	-	0.5-2	-	-	1.0-7	-	-	-	-	1.5-3
Kelly, Caleb	3-0	3.0	DNP	-	DNP	-	-	-	-	1.0-1	1.0-6	-	-	-	1.0-1
Beal, Emmanuel	2-2	3.0	-	-	-	0.5-1	1.0-5	-	0.5-0	1.0-3	-	-	-	-	-
Johnson, Will	1-3	2.5	0.5-4	DNP	0.5-1	DNP	DNP	-	-	0.5-2	-	1.0-1	DNP	DNP	DNP
Wade, Jordan	2-1	2.5	1.0-7	-	-	-	0.5-2	-	-	-	-	-	1.0-8	-	-
Thomas, Ahmad	2-0	2.0	1.0-4	-	1.0-8	-	-	-	-	-	-	-	-	-	-
Doucet, Kapri	1-2	2.0	DNP	0.5-0	-	1.0-14	-	0.5-1	-	-	DNP	DNP	-	-	-
Walker, Charles	1-2	2.0	1.5-6	-	-	0.5-2	DNP	DNP	DNP	DNP	DNP	DNP	DNP	DNP	DNP
Thomas, Jordan	2-0	2.0	1.0-2	-	-	-	1.0-9	-	-	-	-	-	-	-	-
Lampkin, Du'Vonta	2-0	2.0	DNP	DNP	DNP	DNP	DNP	DNP	-	2.0-3	-	-	-	DNP	DNP
Austin, Dakota	1-1	1.5	-	1.0-2	DNP	0.5-1	DNP	DNP	-	-	-	-	-	-	-
Dimon, Matt	1-0	1.0	1.0-1	DNP	-	DNP	DNP	DNP	DNP	DNP	DNP	DNP	DNP	DNP	DNP
Parker, Jordan	1-0	1.0	DNP	DNP	DNP	-	-	-	-	-	1.0-1	-	-	-	-
Bolton, Curtis	1-0	1.0	DNP	-	-	-	-	-	-	1.0-1	-	-	-	-	-
DeBerry, Ricky	1-0	1.0	DNP	-	-	DNP	DNP	DNP	DNP	1.0-3	DNP	-	DNP	-	-
Sunderland, Will	1-0	1.0	DNP	1.0-1	DNP	DNP	-	DNP	-	-	DNP	-	-	-	-
Evans, Tay	1-0	1.0	1.0-1	-	-	DNP	DNP	DNP	DNP	DNP	DNP	DNP	DNP	DNP	DNP
Ward, DJ	1-0	1.0	-	-	-	DNP	-	-	-	1.0-4	-	-	-	-	-
Hunter, Ruben	0-1	0.5	DNP	-	-	-	-	-	-	-	-	-	0.5-1	-	-
Bledsoe, Amani	0-1	0.5	DNP	-	-	-	-	0.5-1	-	DNP	DNP	DNP	DNP	DNP	DNP

SACKS

Player	UA-A	Total	UH	ULM	OHST	TCU	UT	KSU	TTU	KU	ISU	BU	WVU	OSU	AU
Okoronkwo, Ogbornia	8-2	9.0	1.0-6	1.0-9	-	2.0-14	1.0-4	1.0-12	1.0-2	DNP	-	-	-	2.0-7	-
Evans, Jordan	2-1	2.5	-	-	-	-	0.5-2	-	-	-	-	2.0-9	-	-	-
Romar, Matt	2-1	2.5	-	-	DNP	1.0-6	0.5-3	1.0-6	-	DNP	DNP	DNP	-	-	-
Wade, Jordan	2-1	2.5	1.0-7	-	-	-	0.5-2	-	-	-	-	-	1.0-8	-	-
Beal, Emmanuel	2-0	2.0	-	-	-	-	1.0-5	-	-	1.0-3	-	-	-	-	-
Roberts, Austin	1-1	1.5	-	DNP	-	-	0.5-2	-	-	1.0-7	-	-	-	-	-
Thomas, Ahmad	1-0	1.0	-	-	1.0-8	-	-	-	-	-	-	-	-	-	-
Ward, DJ	1-0	1.0	-	-	-	DNP	-	-	-	1.0-4	-	-	-	-	-
Doucet, Kapri	1-0	1.0	DNP	-	-	1.0-14	-	-	-	-	DNP	DNP	-	-	-
Kelly, Caleb	1-0	1.0	DNP	-	DNP	-	-	-	-	-	1.0-6	-	-	-	-
Gallimore, Neville	1-0	1.0	-	1.0-7	-	-	-	-	-	-	-	-	-	-	-





PARTICIPATION

7 NATIONAL CHAMPIONSHIPS

10 BIG 12 CHAMPIONSHIPS

PARTICIPATION GAME-BY-GAME

NO.	NAME	GP/GS	HOU	ULM	OHST	TCU	UT	KSU	TTU	KU	ISU	BU	WVU	OSU	AU
23	Adams, Abdul	7/-	...	XXX	XXX	XXX	XXX	XXX	XXX	XXX
68	Alvarez, Jonathan	8/3	START	START	START	XXX	XXX	XXX	XXX	XXX
81	Andrews, Mark	13/11	START	XXX	START	START	START	START	START	START	START	XXX	START	START	START
27	Austin, Dakota	10/1	START	XXX	...	XXX	XXX	XXX	XXX	XXX	XXX	XXX	XXX
83	Basquine, Nick	13/2	XXX	XXX	XXX	XXX	XXX	XXX	XXX	XXX	START	XXX	XXX	XXX	START
1	Baxter, Jarvis	10/1	XXX	XXX	XXX	...	XXX	XXX	XXX	...	XXX	START	...	XXX	XXX
14	Beal, Emmanuel	13/10	XXX	XXX	XXX	START	START	START	START	START	START	START	START	START	START
20	Bissoon, Najee	2/-	...	XXX	XXX
72	Bledsoe, Armani	6/-	...	XXX	XXX	XXX	XXX	XXX	XXX
18	Bolton, Curtis	12/-	...	XXX	XXX	XXX	XXX	XXX	XXX	XXX	XXX	XXX	XXX	XXX	XXX
84	Bothun, Grant	1/-	XXX
34	Brooks, Daniel	2/-	XXX	XXX
78	Brown, Orlando	13/13	START	START	START	START	START	START	START	START	START	START	START	START	START
4	Cobb, Parrish	4/2	XXX	START	START	XXX	...
70	Daimler, Christian	3/-	...	XXX	...	XXX	XXX
63	Dalton, Alex	6/1	START	XXX	...	XXX	XXX	XXX	...	XXX
22	DeBerry, Ricky	6/1	...	XXX	XXX	START	...	XXX	...	XXX	XXX
88	DeLay, Eric	1/-	...	XXX
94	Dimon, Matt	2/2	START	...	START
1	Doucet, Kapri	10/3	...	START	XXX	XXX	START	START	XXX	XXX	XXX	XXX	XXX
71	Evans, Bobby	12/12	...	START	START	START	START	START	START	START	START	START	START	START	START
26	Evans, Jordan	13/13	START	START	START	START	START	START	START	START	START	START	START	START	START
9	Evans, Tay	3/3	START	START	START	START
36	Flowers, Dimitri	13/10	START	XXX	START	START	START	XXX	START	START	START	START	START	START	XXX
74	Ford, Cody	4/3	START	START	START	XXX
90	Gallimore, Neville	13/6	XXX	XXX	XXX	XXX	XXX	START	START	START	XXX	START	START	XXX	START
76	Grant, Sam	13/-	XXX	XXX	XXX	XXX	XXX	XXX	XXX	XXX	XXX	XXX	XXX	XXX	XXX
18	Green, Dahu	9/1	XXX	XXX	XXX	XXX	START	XXX	XXX	...	XXX	XXX
64	Hartsook, Dylan	1/-	...	XXX
8	Haughton, Kahlil	13/1	XXX	XXX	XXX	START	XXX	XXX	XXX	XXX	XXX	XXX	XXX	XXX	XXX
42	Horky, Wesley	13/-	XXX	XXX	XXX	XXX	XXX	XXX	XXX	XXX	XXX	XXX	XXX	XXX	XXX
20	Hunter, Ruben	12/-	...	XXX	XXX	XXX	XXX	XXX	XXX	XXX	XXX	XXX	XXX	XXX	XXX
80	Iheke, Sam	2/-	...	XXX	XXX
23	Jackson, Mark	5/-	XXX	XXX	XXX	...	XXX	XXX
12	Johnson, Will	7/3	START	...	START	XXX	START	XXX	XXX	XXX
3	Jones, Mykel	12/-	...	XXX	XXX	XXX	XXX	XXX	XXX	XXX	XXX	XXX	XXX	XXX	XXX
67	Julious, Ashton	10/-	XXX	XXX	XXX	XXX	XXX	XXX	XXX	XXX	XXX	XXX
19	Kelly, Caleb	11/6	...	XXX	...	XXX	XXX	XXX	XXX	START	START	START	START	START	START
10	Kendall, Austin	2/-	...	XXX	XXX
89	Knight, Connor	12/-	XXX	XXX	XXX	XXX	XXX	XXX	XXX	XXX	XXX	XXX	...	XXX	XXX
57	Lampkin, Du'Vonta	5/-	XXX	XXX	XXX	XXX	XXX
35	LaRue, Ronnie	1/-	XXX
5	Lewis, Geno	13/1	XXX	START	XXX	XXX	XXX	XXX	XXX	XXX	XXX	XXX	XXX	XXX	XXX
55	Mann, Kenneth	8/-	...	XXX	XXX	XXX	...	XXX	XXX	XXX	...	XXX	XXX
6	Mayfield, Baker	13/13	START	START	START	START	START	START	START	START	START	START	START	START	START
3	McGinnis, Connor	13/-	XXX	XXX	XXX	XXX	XXX	XXX	XXX	XXX	XXX	XXX	XXX	XXX	XXX
29	McKinney, Prentice	1/-	XXX
15	Mead, Jeffery	9/7	START	START	XXX	XXX	START	START	START	START	START
45	Meier, Carson	13/-	XXX	XXX	XXX	XXX	XXX	XXX	XXX	XXX	XXX	XXX	XXX	XXX	XXX
13	Miller, A.D.	12/5	XXX	XXX	START	START	START	START	START	XXX	XXX	XXX	XXX	XXX	...
73	Mittermeier, Quinn	13/-	XXX	XXX	XXX	XXX	XXX	XXX	XXX	XXX	XXX	XXX	XXX	XXX	XXX
25	Mixon, Joe	12/5	XXX	START	XXX	START	START	XXX	START	START	...	XXX	XXX	XXX	XXX
27	Montgomery, Devin	1/-	XXX
86	Morris, Lee	12/-	XXX	XXX	XXX	XXX	XXX	XXX	XXX	XXX	XXX	XXX	XXX	XXX	...
11	Motley, Parnell	11/-	...	XXX	XXX	XXX	XXX	XXX	XXX	XXX	XXX	XXX	...	XXX	XXX
51	Newhouse-Parker	3/-	...	XXX	XXX	XXX
31	Okoronkwo, Ogbonna	12/12	START	START	START	START	START	START	START	...	START	START	START	START	START
79	Orso-Bacchus, Dwayne	1/-	XXX
98	Overton, Marquise	2/-	XXX	XXX
9	Parker, Jordan	10/8	XXX	XXX	START	START	START	START	START	START	START	START
10	Parker, Steven	13/13	START	START	START	START	START	START	START	START	START	START	START	START	START
32	Perine, Samaje	10/9	START	START	START	START	XXX	START	START	START	START	START	START
37	Pfau, Kyle	2/-	XXX	XXX
72	Powers, Ben	11/10	...	XXX	...	START	START	START	START	START	START	START	START	START	START
16	Quick, Michiah	5/2	XXX	XXX	XXX	START	START
95	Roberts, Austin	12/10	XXX	...	XXX	START	START	START	START	START	START	START	START	START	START
92	Romar, Matt	9/-	XXX	XXX	...	XXX	XXX	XXX	XXX	XXX	XXX	XXX
75	Samia, Dru	13/13	START	START	START	START	START	START	START	START	START	START	START	START	START
43	Seibert, Austin	13/-	XXX	XXX	XXX	XXX	XXX	XXX	XXX	XXX	XXX	XXX	XXX	XXX	XXX
17	Smallwood, Jordan	13/1	XXX	XXX	XXX	XXX	XXX	START	XXX	XXX	XXX	XXX	XXX	XXX	XXX
21	Sunderland, Will	8/-	...	XXX	XXX	...	XXX	XXX	...	XXX	XXX	XXX	XXX
28	Sylvie, Chanse	11/-	...	XXX	...	XXX	XXX	XXX	XXX	XXX	XXX	XXX	XXX	XXX	XXX
6	Taylor, Stanvon	2/-	XXX	XXX
13	Thomas, Ahmad	13/13	START	START	START	START	START	START	START	START	START	START	START	START	START
7	Thomas, Jordan	13/13	START	START	START	START	START	START	START	START	START	START	START	START	START
44	Uhles, Jaxon	13/-	XXX	XXX	XXX	XXX	XXX	XXX	XXX	XXX	XXX	XXX	XXX	XXX	XXX
93	Wade, Jordan	13/13	START	START	START	START	START	START	START	START	START	START	START	START	START
97	Walker, Charles	4/4	START	START	START	START	START
87	Ward, DJ	12/4	XXX	START	XXX	...	START	XXX	XXX	XXX	START	XXX	XXX	START	XXX
11	Westbrook, Dede	13/12	START	START	START	START	START	XXX	START	START	START	START	START	START	START
58	Wren, Erick	12/10	...	XXX	XXX	START	START	START	START	START	START	START	START	START	START



OKLAHOMA SEASON HIGHS

Rushes	37	Samaje Perine vs. Oklahoma State (Dec 3, 2016)
Yards Rushing	263	Joe Mixon at Texas Tech (Oct 22, 2016)
TD Rushes	2	9x, MR: Joe Mixon vs. Auburn (Jan 2, 2017)
Long Rush	79	Joe Mixon vs. Oklahoma State (Dec 3, 2016)
Pass attempts	36	Baker Mayfield at Texas Tech (Oct 22, 2016)
Pass completions	27	Baker Mayfield at Texas Tech (Oct 22, 2016)
Yards Passing	545	Baker Mayfield at Texas Tech (Oct 22, 2016)
TD Passes	7	Baker Mayfield at Texas Tech (Oct 22, 2016)
Long Pass	88	Baker Mayfield vs. Kansas State (Oct 15, 2016)
Receptions	10	Dede Westbrook vs. Texas (Oct 8, 2016)
Yards Receiving	232	Dede Westbrook vs. Texas (Oct 8, 2016)
TD Receptions	3	3x, MR: Joe Mixon at Texas Tech (Oct 22, 2016)
Long Reception	88	Dede Westbrook vs. Kansas State (Oct 15, 2016)
Field Goals	2	Austin Seibert at Iowa State (Nov 3, 2016)
Long Field Goal	39	2x, MR: Austin Seibert vs. Texas (Oct 8, 2016)
Punt Return Yards	71	Dede Westbrook vs. Kansas (Oct 29, 2016)
Long Punt Return	71	Dede Westbrook vs. Kansas (Oct 29, 2016)
Kickoff Return Yards	132	Joe Mixon vs. Ohio State (Sep 17, 2016)
Long Kickoff Return	97	Joe Mixon vs. Ohio State (Sep 17, 2016)
All Purpose Yards	377	Joe Mixon at Texas Tech (Oct 22, 2016)
Tackles	12	Caleb Kelly vs. Auburn (Jan 2, 2017)
Sacks	2.0	3x, MR: Ogbornia Okoronkwo vs. Oklahoma State (Dec 3, 2016)
Tackles For Loss	3.0	Neville Gallimore vs. ULM (Sep 10, 2016)
Interceptions		Jordan Evans vs. Baylor (Nov 12, 2016)
Pass Breakups	4	Jordan Thomas vs. Texas (Oct 8, 2016)

OKLAHOMA GAME HIGHS

Rushes	64	at West Virginia (Nov 19, 2016)
Yards Rushing	341	vs. Oklahoma State (Dec 3, 2016)
Yards Per Rush	7.7	at Texas Tech (Oct 22, 2016)
TD Rushes	5	2x, MR: at West Virginia (Nov 19, 2016)
Pass attempts	36	at Texas Tech (Oct 22, 2016)
Pass completions	27	at Texas Tech (Oct 22, 2016)
Yards Passing	545	at Texas Tech (Oct 22, 2016)
Yards Per Pass	15.2	vs. Oklahoma State (Dec 3, 2016)
TD Passes	7	at Texas Tech (Oct 22, 2016)
Total Plays	86	vs. Texas (Oct 8, 2016)
Total Offense	854	at Texas Tech (Oct 22, 2016)
Yards Per Play	11.2	at Texas Tech (Oct 22, 2016)
Points	66	at Texas Tech (Oct 22, 2016)
Sacks By	4	2x, MR: vs. Texas (Oct 8, 2016)
First Downs	33	at Texas Tech (Oct 22, 2016)
Penalties	10	vs. Auburn (Jan 2, 2017)
Penalty Yards	100	vs. Auburn (Jan 2, 2017)
Turnovers	4	vs. Texas (Oct 8, 2016)
Interceptions By	2	2x, MR: vs. Baylor (Nov 12, 2016)
Punts	5	3x, MR: vs. Oklahoma State (Dec 3, 2016)

OKLAHOMA'S LONGEST PLAYS

Rushing	79	Joe Mixon vs. Oklahoma State (Dec 3, 2016)
Passing	88	Baker Mayfield to Dede Westbrook vs. Kansas State (Oct 15, 2016)
Field Goal	39	2x, MR: Austin Seibert vs. Texas (Oct 8, 2016)
Punt	53	2x, MR: Austin Seibert vs. Auburn (Jan 2, 2017)
Punt Return	71	Dede Westbrook vs. Kansas (Oct 29, 2016)
Kickoff Return	97	Joe Mixon vs. Ohio State (Sep 17, 2016)
Interception Return	80	Jordan Evans at West Virginia (Nov 19, 2016)
Fumble Return	0	8x, MR: Jordan Parker, Matt Romar and Sam Grant at West Virginia (Nov 19, 2016)

OPPONENT SEASON HIGHS

Rushes	25	D'Onta Foreman, Texas (Oct 8, 2016)
Yards Rushing	331	Justin Crawford, West Virginia (Nov 19, 2016)
TD Rushes	2	3x, MR: Skyler Howard, West Virginia (Nov 19, 2016)
Long Rush	61	Justin Crawford, West Virginia (Nov 19, 2016)
Pass attempts	88	Patrick Mahomes, Texas Tech (Oct 22, 2016)
Pass completions	52	Patrick Mahomes, Texas Tech (Oct 22, 2016)
Yards Passing	734	Patrick Mahomes, Texas Tech (Oct 22, 2016)
TD Passes	5	2x, MR: Patrick Mahomes, Texas Tech (Oct 22, 2016)
Long Pass	74	Kenny Hill, TCU (Oct 1, 2016)
Receptions	102x, MR: Keke Coutee and Jonathan Giles, Texas Tech (Oct 22, 2016)	
Yards Receiving	210	Taj Williams, TCU (Oct 1, 2016)
TD Receptions	4	Noah Brown, Ohio State (Sep 17, 2016)
Long Reception	74	Taj Williams, TCU (Oct 1, 2016)
Field Goals	4	Ty Cummings, Houston (Sep 3, 2016)
Long Field Goal	49	Daniel Carlson, Auburn (Jan 2, 2017)
Punt Return Yards	26	Trever Ryan, Iowa State (Nov 3, 2016)
Long Punt Return	26	Trever Ryan, Iowa State (Nov 3, 2016)
Kickoff Return Yards	138	Barry J. Sanders, Oklahoma State (Dec 3, 2016)
Long Kickoff Return	59	Byron Pringle, Kansas State (Oct 15, 2016)
All Purpose Yards	331	Justin Crawford, West Virginia (Nov 19, 2016)
Tackles	19	Jordan Sterns, Oklahoma State (Dec 3, 2016)
Sacks	2.0	2x, MR: Ed Oliver and Steven Taylor, Houston (Sep 3, 2016)
Tackles For Loss	3.0	Tyrone Hunt, Baylor (Nov 12, 2016)
Interceptions	2	Dylan Haines, Texas (Oct 8, 2016)
Pass Breakups	2	Brian Peavy, Iowa State (Nov 3, 2016)

OPPONENT GAME HIGHS

Rushes	48	Ohio State (Sep 17, 2016)
Yards Rushing	388	West Virginia (Nov 19, 2016)
Yards Per Rush	10.2	West Virginia (Nov 19, 2016)
TD Rushes	3	Texas Tech (Oct 22, 2016)
Pass attempts	88	Texas Tech (Oct 22, 2016)
Pass completions	52	Texas Tech (Oct 22, 2016)
Yards Passing	734	Texas Tech (Oct 22, 2016)
Yards Per Pass	10.0	TCU (Oct 1, 2016)
TD Passes	5	2x, MR: Texas Tech (Oct 22, 2016)
Total Plays	109	Texas Tech (Oct 22, 2016)
Total Offense	854	Texas Tech (Oct 22, 2016)
Yards Per Play	8.9	West Virginia (Nov 19, 2016)
Points	59	Texas Tech (Oct 22, 2016)
Sacks By	5	Houston (Sep 3, 2016)
First Downs	42	Texas Tech (Oct 22, 2016)
Penalties	11	2x, MR: Texas Tech (Oct 22, 2016)
Penalty Yards	92	Texas Tech (Oct 22, 2016)
Turnovers	4	West Virginia (Nov 19, 2016)
Interceptions By	2	2x, MR: Texas (Oct 8, 2016)
Punts	9	Kansas (Oct 29, 2016)

OPPONENTS' LONGEST PLAYS

Rushing	61	Justin Crawford, West Virginia (Nov 19, 2016)
Passing	74	Kenny Hill to Taj Williams, TCU (Oct 1, 2016)
Field Goal	49	Daniel Carlson, Auburn (Jan 2, 2017)
Punt	68	Cameron Johnston, Ohio State (Sep 17, 2016)
Punt Return	26	Trever Ryan, Iowa State (Nov 3, 2016)
Kickoff Return	59	Byron Pringle, Kansas State (Oct 15, 2016)
Interception Return	68	Jerome Baker, Ohio State (Sep 17, 2016)
Fumble Return	6	Daniel Wise, Kansas (Oct 29, 2016)



LONGEST PLAYS

7 NATIONAL CHAMPIONSHIPS

10 BIG 12 CHAMPIONSHIPS

OU'S LONGEST RUSHES

Date	Opponent	OU Player	Yards
12/3	Oklahoma State	Joe Mixon	79 (TD)
12/3	Oklahoma State	Samaje Perine	66
10/1	TCU	Joe Mixon	65
10/29	Kansas	Abdul Adams	57
11/12	Baylor	Joe Mixon	56 (TD)
10/29	Kansas	Joe Mixon	52
10/22	Texas Tech	Joe Mixon	46 (TD)
9/10	ULM	Joe Mixon	44
10/22	Texas Tech	Joe Mixon	42 (TD)
9/10	ULM	Jarvis Baxter	40 (TD)
1/2	Auburn	Joe Mixon	35
9/17	Ohio State	Dede Westbrook	35
10/22	Texas Tech	Joe Mixon	33
11/12	Baylor	Samaje Perine	32
11/3	Iowa State	Abdul Adams	32
9/3	Houston	Joe Mixon	32 (TD)
9/17	Ohio State	Joe Mixon	31
10/8	Texas	Samaje Perine	30
10/1	TCU	Samaje Perine	29
10/22	Texas Tech	Joe Mixon	26
9/10	ULM	Abdul Adams	24
10/15	Kansas State	Joe Mixon	22
10/8	Texas	Samaje Perine	22
12/3	Oklahoma State	Samaje Perine	21
11/19	West Virginia	Samaje Perine	21
11/19	West Virginia	Joe Mixon	21
9/10	ULM	Samaje Perine	21
1/2	Auburn	Joe Mixon	20
11/19	West Virginia	Joe Mixon	20
11/19	West Virginia	Joe Mixon	20
9/17	Ohio State	Samaje Perine	20
12/3	Oklahoma State	Samaje Perine	19
10/29	Kansas	Austin Kendall	17
9/17	Ohio State	Joe Mixon	17
1/2	Auburn	Samaje Perine	16
10/19	West Virginia	Samaje Perine	16
11/12	Baylor	Joe Mixon	16
10/29	Kansas	Joe Mixon	16
10/29	Kansas	Baker Mayfield	16
10/22	Texas Tech	Baker Mayfield	16
10/22	Texas Tech	Abdul Adams	16
10/8	Texas	Baker Mayfield	16
10/1	TCU	Samaje Perine	16
9/10	ULM	Joe Mixon	16
1/2	Auburn	Samaje Perine	15
11/19	West Virginia	Joe Mixon	15
11/12	Baylor	Baker Mayfield	15 (TD)
10/22	Texas Tech	Dede Westbrook	15
9/3	Houston	Samaje Perine	15
1/2	Auburn	Samaje Perine	14
10/15	Kansas State	Joe Mixon	14
10/8	Texas	Samaje Perine	14
9/10	ULM	Abdul Adams	14
1/2	Auburn	Baker Mayfield	13
12/3	Oklahoma State	Joe Mixon	13
11/19	West Virginia	Joe Mixon	13
11/19	West Virginia	Samaje Perine	13
11/12	Baylor	Joe Mixon	13
11/3	Iowa State	Dimitri Flowers	13
11/3	Iowa State	Dimitri Flowers	13
10/15	Kansas State	Baker Mayfield	13
10/1	TCU	Samaje Perine	13
10/1	TCU	Baker Mayfield	13
9/10	ULM	Joe Mixon	13
12/3	Oklahoma State	Samaje Perine	12
11/19	West Virginia	Samaje Perine	12
10/1	TCU	Baker Mayfield	12
9/17	Ohio State	Joe Mixon	12

OU'S LONGEST PASS PLAYS

Date	Opponent	OU Players	Yards
10/15	Kansas State	Baker Mayfield to Dede Westbrook	88 (TD)
11/19	West Virginia	Baker Mayfield to Dede Westbrook	75 (TD)
10/8	Texas	Baker Mayfield to Dede Westbrook	71 (TD)
12/3	Oklahoma State	Baker Mayfield to Dede Westbrook	69 (TD)
12/3	Oklahoma State	Baker Mayfield to Dimitri Flowers	67
10/1	TCU	Baker Mayfield to Dede Westbrook	67 (TD)
11/3	Iowa State	Baker Mayfield to Dede Westbrook	65 (TD)
9/3	Houston	Baker Mayfield to Mark Andrews	64 (TD)
9/10	ULM	Baker Mayfield to Nick Basquine	62 (TD)
9/3	Houston	Baker Mayfield to Joe Mixon	60
10/22	Texas Tech	Baker Mayfield to Joe Mixon	56 (TD)
10/22	Texas Tech	Baker Mayfield to Dede Westbrook	52
10/8	Texas	Baker Mayfield to Dahu Green	51
10/22	Texas Tech	Baker Mayfield to Dede Westbrook	49 (TD)
10/8	Texas	Baker Mayfield to Dede Westbrook	47 (TD)
11/12	Baylor	Baker Mayfield to Mykel Jones	43
10/22	Texas Tech	Baker Mayfield to Joe Mixon	43 (TD)
12/3	Oklahoma State	Baker Mayfield to Jeffery Mead	42
10/8	Texas	Baker Mayfield to Dede Westbrook	42 (TD)
10/29	Kansas	Baker Mayfield to Dede Westbrook	41 (TD)
11/12	Baylor	Baker Mayfield to Dede Westbrook	40 (TD)
10/1	TCU	Baker Mayfield to Dede Westbrook	40 (TD)
9/10	ULM	Baker Mayfield to Mark Andrews	39 (TD)
9/17	Ohio State	Baker Mayfield to A.D. Miller	36
10/29	Kansas	Baker Mayfield to Dede Westbrook	35
9/17	Ohio State	Baker Mayfield to A.D. Miller	35 (TD)
10/22	Texas Tech	Baker Mayfield to Dimitri Flowers	34 (TD)
1/2	Auburn	Baker Mayfield to Mark Andrews	33
1/2	Auburn	Baker Mayfield to Joe Mixon	32
11/3	Iowa State	Baker Mayfield to Jeffery Mead	30 (TD)
11/12	Baylor	Baker Mayfield to Geno Lewis	29
11/12	Baylor	Baker Mayfield to Dede Westbrook	29 (TD)
10/8	Texas	Baker Mayfield to Mark Andrews	29
9/10	ULM	Baker Mayfield to Samaje Perine	29
1/2	Auburn	Baker Mayfield to Joe Mixon	28
11/12	Baylor	Baker Mayfield to Mark Andrews	28
1/2	Auburn	Baker Mayfield to Geno Lewis	26
1/2	Auburn	Baker Mayfield to Dede Westbrook	26
10/22	Texas Tech	Baker Mayfield to Dede Westbrook	26
10/15	Kansas State	Joe Mixon to Dede Westbrook	26 (TD)
10/1	TCU	Baker Mayfield to Dede Westbrook	26
11/19	West Virginia	Baker Mayfield to Dede Westbrook	25
10/22	Texas Tech	Baker Mayfield to Dahu Green	25
10/15	Kansas State	Baker Mayfield to Samaje Perine	25 (TD)
10/1	TCU	Baker Mayfield to Joe Mixon	25
9/3	Houston	Baker Mayfield to Mark Andrews	25 (TD)
10/22	Texas Tech	Baker Mayfield to Nick Basquine	24
10/22	Texas Tech	Baker Mayfield to Dede Westbrook	23 (TD)
10/22	Texas Tech	Baker Mayfield to Nick Basquine	23 (TD)
9/17	Ohio State	Baker Mayfield to Dede Westbrook	23
1/2	Auburn	Baker Mayfield to Mark Andrews	22
11/3	Iowa State	Baker Mayfield to Geno Lewis	22
10/29	Kansas	Baker Mayfield to Joe Mixon	22
10/15	Kansas State	Baker Mayfield to Joe Mixon	22
10/8	Texas	Baker Mayfield to Dede Westbrook	22
10/1	TCU	Baker Mayfield to Joe Mixon	22
11/3	Iowa State	Baker Mayfield to Dede Westbrook	21
9/10	ULM	Baker Mayfield to Mark Andrews	21
12/3	Oklahoma State	Baker Mayfield to Dede Westbrook	20
10/15	Kansas State	Baker Mayfield to Dede Westbrook	20
10/15	Kansas State	Baker Mayfield to Dede Westbrook	20
9/17	Ohio State	Baker Mayfield to Mark Andrews	20



INDIVIDUAL

Category	Player	Stat	Big 12 Rank	NCAA Rank
Rushing Yards	Joe Mixon	1,274	2	31
	Samaje Perine	1,060	5	56
Rushing Yards/Game	Joe Mixon	106.2	2	25
	Samaje Perine	106.0	3	26
Rush Yards/Carry	Joe Mixon	6.81	2	13
	Samaje Perine	5.41	8	67
Rush Touchdowns	Samaje Perine	12	2	41
	Joe Mixon	10	9	64
Completion Percentage	Baker Mayfield	.709	1	1
Completions/Game	Baker Mayfield	19.54	5	37
Pass Efficiency	Baker Mayfield	196.4	1	1
Pass Yards	Baker Mayfield	3,965	3	9
Pass Yards/Game	Baker Mayfield	305.0	3	11
Pass Yards/Completion	Baker Mayfield	15.61	1	2
Pass Touchdowns	Baker Mayfield	40	2	6
Yards/Pass Attempt	Baker Mayfield	11.08	1	1
Receiving Touchdowns	Dede Westbrook	17	1	3
	Mark Andrews	7	9	68
Receiving Yards	Dede Westbrook	1,524	1	6
Receiving Yards/Game	Dede Westbrook	117.2	1	8
Receptions/Game	Dede Westbrook	6.2	3	25
Yards/Reception	Dede Westbrook	19.05	3	20
Total Offense/Game	Baker Mayfield	318.6	3	13
All Purpose Yards	Joe Mixon	194.25	1	2
	Dede Westbrook	150.00	3	12
Points Responsible For	Samaje Perine	116.60	5	65
	Baker Mayfield	280	2	5
	Dede Westbrook	110	10	110
Points Responsible For/Game	Baker Mayfield	21.5	2	4
Total Touchdowns	Dede Westbrook	18	1	16
	Joe Mixon	16	2	26
Scoring	Samaje Perine	13	5	57
	Dede Westbrook	108	2	38
Scoring/Game	Austin Seibert	105	3	47
	Joe Mixon	96	5	63
Total Tackles/Game	Dede Westbrook	8.5	3	36
	Austin Seibert	8.1	5	52
Sacks/Game	Joe Mixon	8.0	6	54
	Samaje Perine	7.8	7	60
Passes Defended/Game	Jordan Thomas	1.5	1	5
Interceptions	Jordan Evans	4	3	31
Interceptions/Game	Jordan Evans	0.3	5	45
Field Goal Percentage	Austin Seibert	.688	4	78
Field Goals/Game	Austin Seibert	0.85	8	83
Punt Average	Austin Seibert	41.1	7	66
Kickoff Return Average	Joe Mixon	23.5	4	43
Kickoff Return Touchdowns	Joe Mixon	1	1	8
Punt Return Touchdowns	Dede Westbrook	1	1	7

TEAM

Category	Stat	Big 12 Rank	NCAA Rank
Scoring Offense	43.9	1	3
Scoring Defense	28.8	5	68
Total Offense	554.8	2	2
Total Defense	432.0	5	82
Rushing Offense	236.8	3	18
Rushing Defense	162.6	2	55
Pass Offense	318.0	3	12
Pass Defense	269.4	8	111
Pass Efficiency	193.79	1	1
Pass Defense Efficiency	129.87	4	66
Interceptions	9	7	81
Sacks/Game	1.92	7	75
Sacks Allowed/Game	1.62	1	36
First Downs	329	2	10
First Downs Allowed	276	3	82
3rd-Down Conversion Pct.	51.5	2	4
Opp. 3rd-Down Conversion Pct.	42.6	7	94
4th-Down Conversion Pct.	53.8	4	51
Opp. 4th-Down Conversion Pct.	55.6	7	81
Red Zone Offense Pct.	88.1	5	29
Red Zone Defense Pct.	78.3	4	25
Penalties/Game	5.08	1	29
Penalty Yards/Game	52.23	2	54
Time of Possession	32:16	2	25
Turnover Margin/Game	0.00	4	67
Net Punt Average	39.33	5	32
Kick Return Average	23.29	3	22
Kickoff Coverage	21.76	8	86
Punt Return Average	10.17	3	29
Punt Coverage	7.44	8	59

WR DEDE WESTBROOK

Heisman Trophy finalist Dede Westbrook became OU's first-ever Biletnikoff Award winner last year. He set the school single-season record with 17 TD receptions and led all Power 5 players in receiving yards (1,524) and receiving TDs per game (1.31).



GAME RECAPS

7 NATIONAL CHAMPIONSHIPS

10 BIG 12 CHAMPIONSHIPS

9/3/16 • NRG Stadium (71,016) • Houston, Texas • AdvoCare Texas Kickoff



#3 OKLAHOMA	23
#15 HOUSTON	33

HOUSTON — A 100-yard field goal return for a touchdown and a pair of Oklahoma lost fumbles helped Houston take down the Sooners in their season opener at NRG Stadium in Houston, Texas.

Quarterback Baker Mayfield passed for 323 yards and a pair of touchdowns in the loss while running back Joe Mixon piled up 181 all-purpose yards and scored a touchdown of his own on a 32-yard run.

OU scored on three of its first four possessions to take a 17-13 lead, but then went seven consecutive series without a point in falling behind 33-17.

Score by Quarters	1	2	3	4	Score
Oklahoma	10	7	0	6	— 23
Houston	3	16	14	0	— 33

Record: (0-1)
Record: (1-0)

Scoring Summary:

- 1st 11:43 OU — Mixon, Joe 32 yd run (Seibert, Austin kick), 8-79 3:17, OU 7 - HOU 0
- 08:13 HOU — Cummings, Ty 35 yd field goal, 10-71 3:30, OU 7 - HOU 3
- 06:12 OU — Seibert, Austin 25 yd field goal, 5-67 2:01, OU 10 - HOU 3
- 2nd 14:56 HOU — Cummings, Ty 26 yd field goal, 14-84 6:16, OU 10 - HOU 6
- 10:12 HOU — Catalon, Duke 15 yd pass from Ward Jr., Greg (Cummings, Ty kick), 7-75 2:41, OU 10 - HOU 13
- 08:37 OU — Andrews, Mark 64 yd pass from Mayfield, Baker (Seibert, Austin kick), 4-75 1:35, OU 17 - HOU 13
- 04:33 HOU — Cummings, Ty 33 yd field goal, 11-59 4:04, OU 17 - HOU 16
- 00:00 HOU — Cummings, Ty 47 yd field goal, 11-63 2:32, OU 17 - HOU 19
- 3rd 08:28 HOU — Wilson, Brandon 100 yd missed FG return (Cummings, Ty kick), OU 17 - HOU 26
- 02:15 HOU — McCloskey, Tyler 2 yd pass from Ward Jr., Greg (Cummings, Ty kick), 12-51 5:13, OU 17 - HOU 33
- 4th 02:05 OU — Andrews, Mark 25 yd pass from Mayfield, Baker (Mayfield, Baker pass failed), 8-80 1:58, OU 23 - HOU 33

	OU	UH
FIRST DOWNS	17	25
RUSHES-YARDS (NET)	26-70	40-89
PASSING YDS (NET)	323	321
Passes Att-Comp-Int	34-24-0	40-23-0
TOTAL OFFENSE PLAYS-YARDS	60-393	80-410
Fumble Returns-Yards	0-0	1-0
Punt Returns-Yards	1-10	0-0
Kickoff Returns-Yards	3-64	3-54
Interception Returns-Yards	0-0	0-0
Punts (Number-Avg)	4-44.0	4-44.0
Fumbles-Lost	3-2	1-1
Penalties-Yards	5-66	7-75
Possession Time	24:54	35:06
Third-Down Conversions	7 of 14	9 of 17
Fourth-Down Conversions	0 of 1	0 of 0
Red-Zone Scores-Chances	1-1	5-6
Sacks By: Number-Yards	2-13	5-20

RUSHING: Oklahoma — Mixon, Joe 6-40; Perine, Samaje 6-31; Brooks, Daniel 1-0; Mayfield, Baker 13-minus 1. **Houston** — Catalon, Duke 22-88; Ward Jr., Greg 18-1.

PASSING: Oklahoma — Mayfield, Baker 24-33-0-323; Westbrook, Dede 0-1-0-0. **Houston** — Ward Jr., Greg 23-40-0-321.

RECEIVING: Oklahoma — Westbrook, Dede 8-70; Mixon, Joe 5-77; Andrews, Mark 3-94; Perine, Samaje 3-28; Baxter, Jarvis 2-27; Lewis, Geno 2-18; Miller, A.D. 1-9. **Houston** — Dunbar, Steven 7-125; Bonner, Linell 4-63; Catalon, Duke 4-29; King, D'Eriq 3-28; Johnson, Isaiah 2-60; McCloskey, Tyler 2-11; Allen, Chance 1-5.

INTERCEPTIONS: Oklahoma — None. **Houston** — None.

FUMBLES: Oklahoma — Mayfield, Baker 2-1; Baxter, Jarvis 1-1. **Houston** — Ward Jr., Greg 1-1.

TACKLES (UA-A): Oklahoma — Johnson, Will 7-3; Okoronkwo, Ogbonnia 7-2; Evans, Jordan 5-3; Parker, Steven 4-2; Thomas, Ahmad 3-3; Evans, Tay 5-0; Beal, Emmanuel 5-0; Wade, Jordan 3-1; Walker, Charles 2-1; Roberts, Austin 1-2; Austin, Dakota 2-0; Cobb, Parrish 1-1; Thomas, Jordan 1-1; Dimon, Matt 1-1; Haughton, Khalil 1-0; Taylor, Stanvon 1-0; Mixon, Joe 1-0; Romar, Matt 1-0. **Houston** — Wilson, Brandon 5-5; Adams, Matthew 5-4; Oliver, Ed 5-2; Davis, Garrett 4-2; Williams, Khalil 2-4; Taylor, Steven 3-2; Winchester, Jeremy 3-2; Bowser, Tyus 3-1; Wilson, Howard 2-0; McCloskey, Tyler 2-0; Malveaux, Cameron 0-2; Carter, Jerard 0-2; Johnson, Isaiah 1-0; Thurman, Nick 1-0; Williams, Terrell 0-1; Wilder, Collin 0-1.

9/10/16 • Gaylord Family — Oklahoma Memorial Stadium (87,037) • Norman



ULM	17
#14 OKLAHOMA	59

NORMAN — Baker Mayfield passed for 244 yards and three touchdowns in one half of work as No. 14 Oklahoma rolled up 640 yards of offense in beating ULM 59-17 in the first game inside renovated Gaylord Family — Oklahoma Memorial Stadium.

Joe Mixon rushed for 117 yards, while Samaje Perine totaled 58 rushing yards and two scores in front of the then-largest crowd to ever watch a sporting event in Oklahoma (87,037).

Mayfield's backup, Austin Kendall, became just the fourth true freshman quarterback to play during the Bob Stoops era. He completed 12 of 15 passes for 108 yards and two touchdowns.

Score by Quarters	1	2	3	4	Score
ULM	0	0	17	0	— 17
Oklahoma	21	21	3	14	— 59

Record: (1-1)
Record: (1-1)

Scoring Summary:

- 1st 12:53 OU — Andrews, Mark 39 yd pass from Mayfield, Baker (Seibert, Austin kick), 6-75 2:07, ULM 0 - OU 7
- 08:17 OU — Flowers, D. 8 yd pass from Mayfield, Baker (Seibert, Austin kick), 7-64 2:01, ULM 0 - OU 14
- 03:07 OU — Perine, Samaje 1 yd run (Seibert, Austin kick), 8-60 2:50, ULM 0 - OU 21
- 2nd 14:49 OU — Baxter, Jarvis 40 yd run (Seibert, Austin kick), 6-80 1:29, ULM 0 - OU 28
- 09:17 OU — Basquine, Nick 62 yd pass from Mayfield, Baker (Seibert, Austin kick), 1-62 0:12, ULM 0 - OU 35
- 01:03 OU — Perine, Samaje 5 yd run (Seibert, Austin kick), 5-50 1:15, ULM 0 - OU 42
- 3rd 13:41 ULM — Turner, R.J. 73 yd pass from Smith, Garrett (Ford, Craig kick), 3-75 1:19, ULM 7 - OU 42
- 09:41 OU — Seibert, Austin 39 yd field goal, 11-43 4:00, ULM 7 - OU 45
- 07:50 ULM — Osborne, Alec 43 yd pass from Smith, Garrett (Ford, Craig kick), 5-75 1:51, ULM 14 - OU 45
- 03:06 ULM — Ford, Craig 42 yd field goal, 8-31 2:57, ULM 17 - OU 45
- 4th 09:26 OU — Miller, A.D. 3 yd pass from Kendall, Austin (Seibert, Austin kick), 9-60 3:34, ULM 17 - OU 52
- 07:01 OU — Mead, Jeffery 6 yd pass from Kendall, Austin (Seibert, Austin kick), 4-21 1:39, ULM 17 - OU 59

	ULM	OU
FIRST DOWNS	15	30
RUSHES-YARDS (NET)	29-78	46-288
PASSING YDS (NET)	272	352
Passes Att-Comp-Int	37-23-0	35-26-0
TOTAL OFFENSE PLAYS-YARDS	66-350	81-640
Fumble Returns-Yards	0-0	0-0
Punt Returns-Yards	1-25	4-28
Kickoff Returns-Yards	4-77	2-48
Interception Returns-Yards	0-0	0-0
Punts (Number-Avg)	8-46.9	4-43.2
Fumbles-Lost	1-1	1-1
Penalties-Yards	4-36	4-30
Possession Time	29:17	30:43
Third-Down Conversions	2 of 14	4 of 9
Fourth-Down Conversions	0 of 2	0 of 0
Red-Zone Scores-Chances	0-0	6-6
Sacks By: Number-Yards	3-18	2-16

RUSHING: ULM — Luckett, Ben 9-34; Carter, Duke 9-20; Smith, Garrett 6-5; Koufie, Thomas 3-3; Collins, Will 2-1; Green, Marcus 0-15. **Oklahoma** — Mixon, Joe 13-117; Adams, Abdul 18-91; Perine, Samaje 10-58; Baxter, Jarvis 1-40; Brooks, Daniel 1-0; Kendall, Austin 3-minus 18.

PASSING: ULM — Smith, Garrett 22-35-0-251; Collins, Will 1-2-0-21. **Oklahoma** — Mayfield, Baker 14-20-0-244; Kendall, Austin 12-15-0-108.

RECEIVING: ULM — Turner, R.J. 7-135; Brown, Xavier 3-41; Osborne, Alec 2-40; Nevels, Kyle 2-20; Gillespie, D. 2-7; Green, Marcus 2-4; Holley, Ajalen 2-0; Williams, Brian 1-21; Luckett, Ben 1-2; Haggerty, D. 1-2. **Oklahoma** — Jones, Mykel 6-48; Westbrook, Dede 4-33; Basquine, Nick 3-80; Miller, A.D. 3-23; Andrews, Mark 2-60; Perine, Samaje 2-38; Smallwood, J. 1-17; Adams, Abdul 1-16; Baxter, Jarvis 1-15; Lewis, Geno 1-8; Flowers, D. 1-8; Mead, Jeffery 1-6.

FUMBLES: ULM — Collins, Will 1-1. **Oklahoma** — Kendall, Austin 1-1.

TACKLES (UA-A): ULM — Hunter, Tre' 6-4; Griffith, David 5-3; Hubbard, Marcus 1-6; Day, Chase 5-1; Thompson, Wesley 5-1; Backus, Justin 5-0; Amoako, Stephen 3-2; Sisco, Cortez 2-3; Tucker, Caleb 1-4; Dunn, Jarred 3-1; Warren, S. 2-1; Offray, Juwan 2-1; Vaughn, Austin 2-0; Ingram, Nick 1-1; Houston, Howard 1-1; Townsend, Aaron 1-0; Ausborne, Terry 1-0; Jenkins, Roland 1-0; Link, Nate 1-0; Moorehead, C. 1-0; Koufie, Thomas 1-0; Louis, Donald 1-0; Dotsy, Grant 0-1; Veasley, Jaylen 0-1; Johnson, Alex 0-1. **Oklahoma** — Evans, Jordan 3-7; Gallimore, N. 3-5; Doucet, Kapri 2-5; Motley, Parnell 4-0; Kelly, Caleb 3-1; Thomas, Ahmad 1-3; Beal, Emmanuel 0-4; Haughton, K. 1-2; Okoronkwo, O. 1-2; Cobb, Parrish 2-0; Romar, Matt 2-0; Thomas, Jordan 2-0; Hunter, Ruben 2-0; Sunderland, W. 1-1; Quick, Michiah 1-1; Parker, Steven 0-2; Ward, DJ 0-2; Bledsoe, Amani 0-2; Bolton, Curtis 1-0; Austin, Dakota 1-0; Smallwood, J. 1-0; Brooks, Daniel 1-0; DeBerry, Ricky 1-0; Jackson, Mark 0-1; Walker, Charles 0-1.



9/17/16 • Gaylord Family – Oklahoma Memorial Stadium (87,979) • Norman

	#3 OHIO STATE	45
	#14 OKLAHOMA	24

NORMAN — A record-setting crowd of 87,979 was in attendance to see No. 14 Oklahoma take on No. 3 Ohio State. The Buckeyes outgunned OU 45-24 in the contest behind 291 team rushing yards and four passing touchdowns from quarterback J.T. Barrett, all to Noah Brown.

Joe Mixon led the Sooners with 225 all-purpose yards, including a 97-yard kick return for a touchdown (the first of his career). Quarterback Baker Mayfield completed 17 of 32 passes for 226 yards and two touchdowns, but his two interceptions led to 14 OSU points.

Score by Quarters	1	2	3	4	Score	
Ohio State	14	21	7	3	45	Record: (3-0)
Oklahoma	7	10	7	0	24	Record: (2-1)

Scoring Summary:

1st 07:28 OHST – Samuel, Curtis 36 yd run (Durbin, Tyler kick), 4-45 1:16, OHST 7 - OU 0
04:34 OHST – Baker, Jerome 68 yd interception return (Durbin, Tyler kick), OHST 14 - OU 0
04:20 OU – Mixon, Joe 97 yd kickoff return (Seibert, Austin kick), OHST 14 - OU 7
2nd 14:20 OHST – Brown, Noah 4 yd pass from Barrett, J.T. (Durbin, Tyler kick), 11-89 5:00, OHST 21 - OU 7
11:04 OU – Seibert, Austin 26 yd field goal, 8-73 3:16, OHST 21 - OU 10
06:02 OHST – Brown, Noah 37 yd pass from Barrett, J.T. (Durbin, Tyler kick), 1-37 0:08, OHST 28 - OU 10
04:12 OU – Miller, A.D. 35 yd pass from Mayfield, Baker (Seibert, Austin kick), 5-72 1:50, OHST 28 - OU 17
00:06 OHST – Brown, Noah 21 yd pass from Barrett, J.T. (Durbin, Tyler kick), 10-75 4:06, OHST 35 - OU 17
3rd 10:39 OHST – Brown, Noah 8 yd pass from Barrett, J.T. (Durbin, Tyler kick), 10-75 4:21, OHST 42 - OU 17
04:06 OU – Andrews, Mark 5 yd pass from Mayfield, Baker (Seibert, Austin kick), 11-88 3:04, OHST 42 - OU 24
4th 10:33 OHST – Durbin, Tyler 31 yd field goal, 7-25 2:54, OHST 45 - OU 24

	OSU	OU
FIRST DOWNS	22	19
RUSHES-YARDS (NET)	48-291	36-177
PASSING YDS (NET)	152	226
Passes Att-Comp-Int	20-14-0	32-17-2
TOTAL OFFENSE PLAYS-YARDS	68-443	68-403
Fumble Returns-Yards	0-0	0-0
Punt Returns-Yards	1-0	0-0
Kickoff Returns-Yards	2-62	3-132
Interception Returns-Yards	2-89	0-0
Punts (Number-Avg)	5-50.6	3-37.0
Fumbles-Lost	1-0	0-0
Penalties-Yards	11-75	4-28
Possession Time	35:49	24:11
Third-Down Conversions	6 of 14	5 of 13
Fourth-Down Conversions	2 of 2	0 of 3
Red-Zone Scores-Chances	3-4	2-3
Sacks By: Number-Yards	3-26	1-8

RUSHING: Ohio State – Weber, Mike 18-123; Samuel, Curtis 11-98; Barrett, J.T. 17-74; TEAM 2-minus 4. **Oklahoma** – Mixon, Joe 9-78; Perine, Samaje 17-60; Westbrook, Dede 1-35; Mayfield, Baker 8-5; TEAM 1-minus 1.

PASSING: Ohio State – Barrett, J.T. 14-20-0-152. **Oklahoma** – Mayfield, Baker 17-32-2-226.

RECEIVING: Ohio State – Brown, Noah 5-72; Samuel, Curtis 2-20; Wilson, Dontre 2-19; Clark, James 2-9; Campbell, P. 1-16; McLaurin, Terry 1-10; Weber, Mike 1-6. **Oklahoma** – Westbrook, Dede 5-51; Andrews, Mark 4-57; Miller, A.D. 3-72; Lewis, Geno 2-28; Mixon, Joe 2-15; Jones, Mykel 1-3.

INTERCEPTIONS: Ohio State – Baker, Jerome 1-68; Lattimore, M 1-21. **Oklahoma** – None.

FUMBLES: Ohio State – Barrett, J.T. 1-0. **Oklahoma** – None.

TACKLES (UA-A): Ohio State – Worley, Chris 4-6; Webb, Damon 6-2; Hooker, Malik 6-2; McMillan, R 0-8; Baker, Jerome 2-5; Lattimore, M 3-2; Ward, Denzel 3-1; Hamilton, Davon 1-2; Holmes, Jalyon 0-3; Hill, Michael 2-0; Lewis, Tyquan 1-1; Hubbard, Sam 0-2; Glover-Williams 1-0; Landers, Robert 1-0; Smith, Erick 1-0; Conley, Gareon 1-0; Jones, Dre'mont 1-0; Bosa, Nick 0-1; Arnette, Damon 0-1. **Oklahoma** – Quick, Michiah 6-2; Beal, Emmanuel 4-4; Johnson, W. 5-2; Evans, Jordan 3-3; Thomas, Ahmad 5-0; Evans, Tay 4-1; Roberts, Austin 3-2; Wade, Jordan 2-3; Okoronkwo, O. 3-1; Thomas, Jordan 3-0; Hunter, Ruben 0-3; Cobb, Parrish 2-0; Gallimore, N. 1-1; Parker, Steven 1-0; Bolton, Curtis 1-0; Motley, Parnell 1-0; Ward, DJ 1-0; Westbrook, Dede 1-0; Seibert, Austin 1-0; Walker, Charles 0-1; Haughton, K. 0-1.

10/1/16 • Amon G. Carter Stadium (47,851) • Fort Worth, Texas

	OKLAHOMA	52
	#21 TCU	46

FORT WORTH — Trailing 21-7 after the first quarter, Oklahoma outscored TCU 42-3 in the second and third quarters, and then had to hang on for a 52-46 road win in its Big 12 opener.

Baker Mayfield threw for two touchdowns and added a pair on the ground, while Dede Westbrook registered seven receptions for a career-high 158 yards, including 67- and 40-yard scores. Joe Mixon (105 yards, one touchdown) and Samaje Perine (98 yards, two touchdowns) combined for 203 rushing yards and three TDs.

Score by Quarters	1	2	3	4	Score	
Oklahoma	7	28	14	3	52	Record: (2-2, 1-0)
TCU	21	3	0	22	46	Record: (3-2, 1-1)

Scoring Summary:

1st 14:11 TCU – Austin, Jaelan 18 yd pass from Hill, Kenny (Hatfield, B. kick), 1-18 0:06, OU 0 - TCU 7
07:39 OU – Mayfield, Baker 4 yd run (Seibert, Austin kick), 4-18 1:27, OU 7 - TCU 7
05:29 TCU – Hunt, Cole 3 yd pass from Hill, Kenny (Hatfield, B. kick), 8-80 2:04, OU 7 - TCU 14
02:42 TCU – Hicks, Kyle 61 yd pass from Hill, Kenny (Hatfield, B. kick), 4-77 0:54, OU 7 - TCU 21
2nd 14:54 OU – Mayfield, Baker 9 yd run (Seibert, Austin kick), 7-75 2:48, OU 14 - TCU 21
11:23 OU – Perine, Samaje 8 yd run (Seibert, Austin kick), 8-53 1:58, OU 21 - TCU 21
07:21 OU – Westbrook, Dede 67 yd pass from Mayfield, Baker (Seibert, Austin kick), 2-70 0:37, OU 28 - TCU 21
03:30 OU – Westbrook, Dede 40 yd pass from Mayfield, Baker (Seibert, Austin kick), 5-57 2:05, OU 35 - TCU 21
00:00 TCU – Hatfield, B. 23 yd field goal, 5-29 0:37, OU 35 - TCU 24
3rd 12:20 OU – Mixon, Joe 2 yd run (Seibert, Austin kick), 2-67 0:22, OU 42 - TCU 24
04:11 OU – Perine, Samaje 1 yd run (Seibert, Austin kick), 13-58 7:01, OU 49 - TCU 24
4th 14:29 TCU – Williams, Taj 64 yd pass from Hill, Kenny (Hatfield, B. kick), 5-85 0:53, OU 49 - TCU 31
08:08 TCU – Hicks, Kyle 2 yd run (Hatfield, B. kick), 10-75 3:39, OU 49 - TCU 38
05:36 TCU – Williams, Taj 74 yd pass from Hill, Kenny (Porter, Emanuel pass from Hill, Kenny), 1-74 0:10, OU 49 - TCU 46
01:55 OU – Seibert, Austin 35 yd field goal, 8-57 3:41, OU 52 - TCU 46

	OU	TCU
FIRST DOWNS	23	19
RUSHES-YARDS (NET)	48-260	29-65
PASSING YDS (NET)	274	449
Passes Att-Comp-Int	30-23-0	45-26-1
TOTAL OFFENSE PLAYS-YARDS	78-534	74-514
Fumble Returns-Yards	0-0	0-0
Punt Returns-Yards	0-0	1-2
Kickoff Returns-Yards	2-46	4-87
Interception Returns-Yards	1-12	0-0
Punts (Number-Avg)	5-44.0	6-40.2
Fumbles-Lost	2-2	0-0
Penalties-Yards	5-54	9-64
Possession Time	34:42	25:18
Third-Down Conversions	8 of 15	8 of 17
Fourth-Down Conversions	0 of 0	0 of 2
Red-Zone Scores-Chances	6-7	4-4
Sacks By: Number-Yards	4-34	2-15

RUSHING: Oklahoma – Mixon, Joe 16-105; Perine, Samaje 17-98; Mayfield, Baker 12-55; Westbrook, Dede 1-4; TEAM 2-minus 2. **TCU** – Hicks, Kyle 15-61; Hill, Kenny 12-4; Johnson, T. 1-2; Gray, Deante 1-minus 2.

PASSING: Oklahoma – Mayfield, Baker 23-30-0-274. **TCU** – Hill, Kenny 26-44-1-449; Diarse, John 0-1-0-0.

RECEIVING: Oklahoma – Westbrook, Dede 7-158; Mixon, Joe 5-70; Basquine, Nick 4-25; Jones, Mykel 2-8; Andrews, Mark 2-6; Perine, Samaje 2-3; Smallwood, J. 1-4. **TCU** – Hicks, Kyle 6-81; Williams, Taj 5-210; Austin, Jaelan 5-64; Slanina, Ty 2-20; Gray, Deante 2-16; White, Desmon 2-7; Porter, Emanuel 1-37; Diarse, John 1-10; Hunt, Cole 1-3; Anderson, D. 1-1.

INTERCEPTIONS: Oklahoma – Parker, Steven 1-12. **TCU** – None.

FUMBLES: Oklahoma – Mayfield, Baker 2-2. **TCU** – None.

TACKLES (UA-A): Oklahoma – Evans, Jordan 6-4; Beal, Emmanuel 3-5; Parker, Steven 6-0; Okoronkwo, O. 4-2; Roberts, Austin 1-5; Thomas, Jordan 4-0; Doucet, Kapri 3-0; Haughton, K. 3-0; Thomas, Ahmad 2-1; Romar, Matt 1-2; Quick, Michiah 1-1; Walker, Charles 0-2; Green, Dahu 1-0; Wade, Jordan 1-0; Basquine, Nick 1-0; Austin, Dakota 0-1; Gallimore, N. 0-1. **TCU** – Summers, Ty 7-6; Howard, Travin 2-10; Small, Niko 5-6; Orr, Nick 6-4; Johnson, Denzel 6-2; Carraway, Josh 2-4; Texada, 2-1; Curry, Aaron 2-1; Gladney, Jeff 1-2; McFarland, J. 1-2; Dunham, Alec 1-1; Galeai, Tipa 1-1; Broadnax, J. 1-1; Calvin, Cyd 1-0; Gray, Deante 1-0; James, Tony 1-0; Boesen, Mat 0-1; Bradley, Chris 0-1; Collier, L.J. 0-1.



GAME RECAPS

7 NATIONAL CHAMPIONSHIPS

10 BIG 12 CHAMPIONSHIPS

10/8/16 • Cotton Bowl (92,100) • Dallas, Texas

	TEXAS	40
	#20 OKLAHOMA	45

DALLAS — Led by a record-setting performance from wideout Dede Westbrook, the Sooners beat Texas 45-40 inside the Cotton Bowl for their fifth win in the series' last seven games.

Westbrook set an OU record with 232 receiving yards and scored three touchdowns. Running back Samaje Perine rushed for 214 yards and two touchdowns and redshirt junior quarterback Baker Mayfield passed for 390 yards and accounted for four TDs.

It marked just the fifth time in FBS history a team had a 300-yard passer, a 200-yard rusher and a 200-yard receiver in a game.

Score by Quarters	1	2	3	4	Score
Texas	3	10	14	13	- 40
Oklahoma	7	7	21	10	- 45

Scoring Summary:

1st 05:21 UT — Domingue, Trent 33 yd field goal, 4--3 1:22, UT 3 - OU 0
01:43 OU — Perine, Samaje 2 yd run (Seibert, Austin kick), 3-16 1:11, UT 3 - OU 7
2nd 14:21 UT — Foreman, D'Onta 1 yd run (Domingue, Trent kick), 8-66 2:22, UT 10 - OU 7
04:02 OU — Westbrook, Dede 71 yd pass from Mayfield, Baker (Seibert, Austin kick), 4-85 1:09, UT 10 - OU 14
00:00 UT — Domingue, Trent 28 yd field goal, 18-64 4:02, UT 13 - OU 14
3rd 13:47 UT — Duvernay, Devin 63 yd pass from Buechele, Shane (Domingue, Trent kick), 5-79 1:13, UT 20 - OU 14
12:49 OU — Westbrook, Dede 42 yd pass from Mayfield, Baker (Seibert, Austin kick), 3-79 0:58, UT 20 - OU 21
10:43 UT — Leonard, Dorian 45 yd pass from Buechele, Shane (Domingue, Trent kick), 6-75 2:06, UT 27 - OU 21
08:13 OU — Mayfield, Baker 4 yd run (Seibert, Austin kick), 7-85 2:30, UT 27 - OU 28
05:39 OU — Westbrook, Dede 47 yd pass from Mayfield, Baker (Seibert, Austin kick), 4-76 1:14, UT 27 - OU 35
4th 11:53 OU — Perine, Samaje 3 yd run (Seibert, Austin kick), 13-93 6:27, UT 27 - OU 42
10:34 UT — Foreman, Armanti 10 yd pass from Buechele, Shane (Domingue, Trent kick), 6-67 1:19, UT 34 - OU 42
02:36 OU — Seibert, Austin 39 yd field goal, 15-60 7:58, UT 34 - OU 45
01:45 UT — Foreman, D'Onta 22 yd run (Buechele, Shane pass failed), 5-69 0:51, UT 40 - OU 45

	UT	OU
FIRST DOWNS	23	28
RUSHES-YARDS (NET)	46-180	55-282
PASSING YDS (NET)	245	390
Passes Att-Comp-Int	36-19-1	31-22-2
TOTAL OFFENSE PLAYS-YARDS	82-425	86-672
Fumble Returns-Yards	0-0	0-0
Punt Returns-Yards	0-0	2-3
Kickoff Returns-Yards	4-87	4-66
Interception Returns-Yards	2-38	1-0
Punts (Number-Avg)	6-44.8	3-37.3
Fumbles-Lost	1-1	4-2
Penalties-Yards	2-10	5-55
Possession Time	24:20	35:40
Third-Down Conversions	7 of 18	8 of 14
Fourth-Down Conversions	1 of 1	0 of 0
Red-Zone Scores-Chances	4-5	4-4
Sacks By: Number-Yards	1-7	4-18

RUSHING: Texas — Foreman, D'Onta 25-159; Buechele, Shane 11-27; Porter, Kyle 6-16; Swoopes, Tyrone 4-7; Leonard, Dorian 0-minus 12; Heard, Jerrod 0-minus 17. **Oklahoma** — Perine, Samaje 35-214; Mixon, Joe 16-48; Mayfield, Baker 4-20.

PASSING: Texas — Buechele, Shane 19-36-1-245. **Oklahoma** — Mayfield, Baker 22-31-2-390.

RECEIVING: Texas — Foreman, Armanti 5-28; Duvernay, Devin 3-81; Johnson, Collin 3-44; Joe, Lorenzo 2-6; Burt, John 2-6; Leonard, Dorian 1-45; Oliver, Jake 1-13; Warrick, Jacore 1-9; Heard, Jerrod 1-9. **Oklahoma** — Westbrook, Dede 10-232; Mixon, Joe 3-12; Lewis, Geno 2-26; Miller, A.D. 2-22; Flowers, D. 2-18; Green, Dahu 1-51; Andrews, Mark 1-29; Jones, Mykel 1-0.

INTERCEPTIONS: Texas — Haines, Dylan 2-38. **Oklahoma** — Sunderland, W. 1-0.

FUMBLES: Texas — Foreman, D'Onta 1-1. **Oklahoma** — Mixon, Joe 3-2; Mayfield, Baker 1-0.

TACKLES (UA-A): Texas — Wheeler, Anthon 6-7; Boyd, Kris 6-3; Hall, Jason 4-3; Jefferson, Mali 2-5; Roach, Malcolm 4-2; Ford, Poona 4-2; Boyette Jr., Pa 4-2; Hager, Breckyn 3-3; Omenihu, Charlie 0-5; Hill, Holton 3-1; Locke III, P.J. 2-2; Bonney, John 2-2; Jones, Brandon 2-2; Nelson, Chris 1-3; Elliott, DeShon 2-1; Hughes, Naashon 2-0; Haines, Dylan 1-1; Elliott, Jordan 1-1; Wilbon, Gerald 1-0; Freeman, Edwin 1-0; Perkins, Kent 1-0; Davis, Davante 0-1; Christmas, D. 0-1; Oliver, Jake 0-1. **Oklahoma** — Okoronkwo, O. 5-6; Evans, Jordan 5-5; Beal, Emmanuel 5-4; Sunderland, W. 5-3; Gallimore, N. 1-5; Parker, Steven 4-1; Ward, DJ 2-3; Thomas, Jordan 4-0; Parker, Jordan 4-0; Doucet, Kapri 2-2; Romar, Matt 1-3; Wade, Jordan 1-2; Thomas, Ahmad 2-0; Sylvie, Chanse 0-2; Flowers, D. 1-0; Hunter, Ruben 1-0; Motley, Parnell 1-0; Smallwood, J. 0-1; Roberts, Austin 0-1.

10/15/16 • Gaylord Family — Oklahoma Memorial Stadium (86,049) • Norman

	KANSAS STATE	17
	#19 OKLAHOMA	38

NORMAN — Dede Westbrook and Baker Mayfield continued their hot streak in the Sooners' 38-17 win over Kansas State. Mayfield threw for 346 yards and four touchdowns while Westbrook hauled in three TDs of his own for the second straight week, including one from running back Joe Mixon and an 88-yarder from Mayfield that set the OU home record.

Oklahoma limited the Wildcats to 335 yards of offense, including just 110 yards on the ground. Safety Steven Parker led the way for the OU defense with eight total tackles while Jordan Thomas and Will Johnson both logged a trio of pass breakups.

Score by Quarters	1	2	3	4	Score
Kansas State	0	10	0	7	- 17
Oklahoma	14	10	7	7	- 38

Scoring Summary:

1st 12:24 OU — Perine, Samaje 25 yd pass from Mayfield, Baker (Seibert, Austin kick), 7-63 2:36, KSU 0 - OU 7
06:00 OU — Mixon, Joe 8 yd pass from Mayfield, Baker (Seibert, Austin kick), 12-73 5:07, KSU 0 - OU 14
2nd 12:28 KSU — Ertz, Jesse 2 yd run (McCrane, M. kick), 17-89 8:32, KSU 7 - OU 14
10:39 OU — Westbrook, Dede 26 yd pass from Mixon, Joe (Seibert, Austin kick), 5-77 1:49, KSU 7 - OU 21
07:41 KS — McCrane, M. 25 yd field goal, 6-33 2:58, KSU 10 - OU 21
00:16 OU — Seibert, Austin 34 yd field goal, 6-49 2:24, KSU 10 - OU 24
3rd 01:08 OU — Westbrook, Dede 8 yd pass from Mayfield, Baker (Seibert, Austin kick), 8-52 3:36, KSU 10 - OU 31
4th 12:40 KSU — Heath, D. 54 yd pass from Hubener, Joe (McCrane, M. kick), 8-81 3:28, KSU 17 - OU 31
06:31 OU — Westbrook, Dede 88 yd pass from Mayfield, Baker (Seibert, Austin kick), 1-88 0:11, KSU 17 - OU 38

	KSU	OU
FIRST DOWNS	19	24
RUSHES-YARDS (NET)	32-110	33-138
PASSING YDS (NET)	225	372
Passes Att-Comp-Int	37-20-0	32-26-1
TOTAL OFFENSE PLAYS-YARDS	69-335	65-510
Fumble Returns-Yards	0-0	0-0
Punt Returns-Yards	1-0	2-3
Kickoff Returns-Yards	5-108	2-55
Interception Returns-Yards	1-0	0-0
Punts (Number-Avg)	6-42.3	4-45.0
Fumbles-Lost	0-0	1-0
Penalties-Yards	7-35	3-35
Possession Time	30:58	29:02
Third-Down Conversions	6 of 15	7 of 13
Fourth-Down Conversions	1 of 2	1 of 1
Red-Zone Scores-Chances	2-2	3-3
Sacks By: Number-Yards	0-0	2-18

RUSHING: Kansas State — Ertz, Jesse 7-40; Silmon, Justin 6-35; Jones, Charles 8-34; Barnes, Alex 1-6; Warmack, Dalvin 1-4; Dimel, Winston 2-4; TEAM 1-minus 2; Hubener, Joe 6-minus 11. **Oklahoma** — Mixon, Joe 19-88; Mayfield, Baker 5-25; Perine, Samaje 3-14; Adams, Abdul 6-11.

PASSING: Kansas State — Hubener, Joe 12-23-0-157; Ertz, Jesse 8-14-0-68. **Oklahoma** — Mayfield, Baker 25-31-1-346; Mixon, Joe 1-1-0-26.

RECEIVING: Kansas State — Heath, D. 7-101; Burton, Deante 4-35; Pringle, Byron 3-43; Zuber, Isaiah 2-14; Jones, Charles 2-12; Reuter, Zach 1-12; Sutton, Corey 1-8. **Oklahoma** — Westbrook, Dede 9-184; Andrews, Mark 4-34; Mixon, Joe 3-34; Lewis, Geno 3-33; Miller, A.D. 2-12; Perine, Samaje 1-25; Flowers, D. 1-19; Baxter, Jarvis 1-15; Basquine, Nick 1-14; Adams, Abdul 1-2.

INTERCEPTIONS: Kansas State — Shelley, Duke 1-0. **Oklahoma** — None.

FUMBLES: Kansas State — None. **Oklahoma** — Miller, A.D. 1-0.

TACKLES (UA-A): Kansas State — Adams, Kendall 7-4; Lee, Elijah 4-6; Barnett, Dante 2-8; Willis, Jordan 4-5; Moore, C. 5-2; Walker, Reggie 4-2; Reed, D.J. 4-1; Shelley, Duke 3-2; Geary, Will 1-4; Wood, Tanner 1-2; Dishon, Trey 0-3; Mack, Ryan 1-0; Tanking, Trent 0-1; Couchman, C. 0-1; Goolsby, Denzel 0-1; Moore, Colby 0-1; Starks, Donnie 0-1. **Oklahoma** — Parker, Steven 5-3; Thomas, Jordan 4-3; Thomas, Ahmad 3-3; Parker, Jordan 4-1; Beal, Emmanuel 4-1; Okoronkwo, O. 3-2; Gallimore, N. 3-2; Johnson, W. 3-0; Bolton, Curtis 2-1; Evans, Jordan 1-2; Wade, Jordan 1-2; Romar, Matt 2-0; Doucet, Kapri 1-1; Roberts, Austin 1-1; Seibert, Austin 1-0; Green, Dahu 1-0; Bledsoe, Amani 0-1; Flowers, D. 0-1.



10/22/16 • Jones AT&T Stadium (60,478) • Lubbock, Texas		
	#16 OKLAHOMA	66
	TEXAS TECH	59

LUBBOCK, Texas — Oklahoma beat Texas Tech for the fourth straight time in a game that saw an NCAA-record 1,708 combined yards of offense (854 by each team). Former Red Raider Baker Mayfield threw for 545 yards, the second most in OU history, and a school-record seven touchdowns. Joe Mixon racked up 377 all-purpose yards and five touchdowns, while Dede Westbrook caught nine passes for 202 yards and two TDs of his own.

Score by Quarters	1	2	3	4	Score	
Oklahoma	13	17	21	15	66	Record: (5-2, 4-0)
Texas Tech	10	14	14	21	59	Record: (3-4, 1-3)

Scoring Summary:

1st 13:23 OU — Mixon, Joe 56 yd pass from Mayfield, Baker (Seibert, Austin kick failed), 5-75 1:37, OU 6 - TTU 0
 11:28 OU — Westbrook, Dede 49 yd pass from Mayfield, Baker (Seibert, Austin kick), 3-62 0:44, OU 13 - TTU 0
 07:23 TTU — Ward, Da'Leon 4 yd run (Hatfield, C. kick), 12-84 4:05, OU 13 - TTU 7
 01:06 TTU — Hatfield, C. 37 yd field goal, 10-65 2:02, OU 13 - TTU 10
 2nd 13:31 OU — Mixon, Joe 46 yd run (Seibert, Austin kick), 1-41 0:42, OU 20 - TTU 10
 09:06 TTU — Mahomes, P. 11 yd run (Hatfield, C. kick), 14-75 4:25, OU 20 - TTU 17
 06:14 OU — Seibert, Austin 23 yd field goal, 9-69 2:52, OU 23 - TTU 17
 00:37 TTU — Giles, Jonathan 23 yd pass from Mahomes, P. (Hatfield, C. kick), 8-80 1:26, OU 23 - TTU 24
 00:17 OU — Basquine, Nick 23 yd pass from Mayfield, Baker (Seibert, Austin kick), 2-75 0:20, OU 30 - TTU 24
 3rd 11:51 OU — Westbrook, Dede 23 yd pass from Mayfield, Baker (Seibert, Austin kick), 6-68 2:17, OU 37 - TTU 24
 09:33 TTU — Davis, Reginald 32 yd pass from Mahomes, P. (Hatfield, C. kick), 9-75 2:18, OU 37 - TTU 31
 07:59 OU — Mixon, Joe 43 yd pass from Mayfield, Baker (Seibert, Austin kick), 5-75 1:34, OU 44 - TTU 31
 04:10 TTU — Giles, Jonathan 41 yd pass from Mahomes, P. (Hatfield, C. kick), 11-75 3:49, OU 44 - TTU 38
 01:36 OU — Flowers, D. 34 yd pass from Mayfield, Baker (Seibert, Austin kick), 6-76 2:34, OU 51 - TTU 38
 4th 12:57 TTU — Mahomes, P. 22 yd run (Hatfield, C. kick), 12-75 3:39, OU 51 - TTU 45
 09:15 OU — Mixon, Joe 15 yd pass from Mayfield, Baker (Westbrook, Dede pass from Mayfield, Baker), 8-75 3:42, OU 59 - TTU 45
 07:56 TTU — Coutee, Keke 56 yd pass from Mahomes, P. (Hatfield, C. kick), 5-77 1:19, OU 59 - TTU 52
 05:03 OU — Mixon, Joe 42 yd run (Seibert, Austin kick), 7-75 2:53, OU 66 - TTU 52
 01:38 TTU — Batson, Cameron 3 yd pass from Mahomes, P. (Hatfield, C. kick), 13-92 3:25, OU 66 - TTU 59

	OU	TTU
FIRST DOWNS	33	42
RUSHES-YARDS (NET)	40-309	21-120
PASSING YDS (NET)	545	734
Passes Att-Comp-Int	36-27-0	88-52-1
TOTAL OFFENSE PLAYS-YARDS	76-854	109-854
Fumble Returns-Yards	0-0	0-0
Punt Returns-Yards	0-0	1-8
Kickoff Returns-Yards	1-24	4-66
Interception Returns-Yards	1-0	0-0
Punts (Number-Avg)	2-39.0	2-32.5
Fumbles-Lost	0-0	1-1
Penalties-Yards	6-60	11-92
Possession Time	29:07	30:53
Third-Down Conversions	6 of 10	20 of 25
Fourth-Down Conversions	0 of 1	2 of 2
Red-Zone Scores-Chances	2-3	5-6
Sacks By: Number-Yards	1-2	0-0

RUSHING: Oklahoma — Mixon, Joe 31-263; Adams, Abdul 4-22; Mayfield, Baker 2-19; Westbrook, Dede 1-15; TEAM 2-minus 10. **Texas Tech** — Mahomes, P. 12-85; Ward, Da'Leon 7-31; Stockton, J. 1-5; Team 1-minus 1.

PASSING: Oklahoma — Mayfield, Baker 27-36-0-545. **Texas Tech** — Mahomes, P. 52-88-1-734.

RECEIVING: Oklahoma — Westbrook, Dede 9-202; Mixon, Joe 4-114; Basquine, Nick 4-77; Lewis, Geno 3-47; Flowers, D. 2-45; Andrews, Mark 2-24; Green, Dahu 1-25; Miller, A.D. 1-7; Jones, Mykel 1-4. **Texas Tech** — Coutee, Keke 10-172; Giles, Jonathan 10-167; Batson, Cameron 9-99; Sadler, Ian 7-75; Davis, Reginald 5-68; Reed, Mason 3-49; Lauderdale, D. 3-44; Shorts, Quan 3-27; Brown, Tony 1-19; Ward, Da'Leon 1-14.

INTERCEPTIONS: Oklahoma — Parker, Steven 1-0. **Texas Tech** — None.

FUMBLES: Oklahoma — None. **Texas Tech** — Giles, Jonathan 1-1.

TACKLES (UA-A): Oklahoma — Thomas, Ahmad 10-1; Johnson, W. 8-2; Parker, Jordan 7-0; Beal, Emmanuel 6-1; Evans, Jordan 4-3; Okoronkwo, O. 4-0; Thomas, Jordan 3-1; Parker, Steven 3-1; Doucet, Kapri 3-0; Houghton, K. 2-0; Roberts, Austin 2-0; Gallimore, N. 1-0; Wade, Jordan 1-0; Sylvie, Chane 0-1; Jackson, Mark 0-1; Green, Dahu 0-1. **Texas Tech** — Jenkins, Malik 11-3; Brooks, Jordyn 6-1; Allen, Kisean 5-1; Nelson, Justis 5-0; Polite-Bray, DJ 4-0; Johnson, Jah. 4-0; Barnes, Zach 2-1; Fehoko, Breiden 1-2; Pipkins, Ondre 1-2; Nguema, Thierry 1-2; Banks, Paul 2-0; Moore, Gary 1-1; Hill, Kolin 1-1; Ward, Keenon 1-1; Washington, B. 1-0; Thomas, M. 0-1.

10/29/16 • Gaylord Family — Oklahoma Memorial Stadium (86,301) • Norman		
	KANSAS	3
	#16 OKLAHOMA	56

NORMAN — Oklahoma picked up its 12th straight Big 12 win with a 56-3 triumph over Kansas. The Sooners recorded a punt return for a touchdown by Dede Westbrook, an interception return for a TD by Jordan Evans and six offensive scores while holding Kansas to just three points on just 170 yards of total offense.

Baker Mayfield threw four touchdown passes in two-and-a-half quarters while Westbrook registered 105 yards receiving and a TD to go with his 71-yard punt return. Joe Mixon added 109 total yards and a rushing TD on just 11 touches on the day.

Score by Quarters	1	2	3	4	Score	
Kansas	3	0	0	0	3	Record: (1-7, 0-5)
Oklahoma	7	21	28	0	56	Record: (6-2, 5-0)

Scoring Summary:

1st 09:56 OU — Westbrook, Dede 71 yd punt return (Seibert, Austin kick), , KU 0 - OU 7
 03:32 KU — Wyman, Matthew 23 yd field goal, 16-69 6:24, KU 3 - OU 7
 2nd 10:22 OU — Westbrook, Dede 41 yd pass from Mayfield, Baker (Seibert, Austin kick), 6-67 1:51, KU 3 - OU 14
 03:35 OU — Andrews, Mark 15 yd pass from Mayfield, Baker (Seibert, Austin kick), 7-66 3:33, KU 3 - OU 21
 00:20 OU — Flowers, D. 9 yd pass from Mayfield, Baker (Seibert, Austin kick), 6-50 0:33, KU 3 - OU 28
 3rd 11:09 OU — Mixon, Joe 1 yd run (Seibert, Austin kick), 9-75 3:51, KU 3 - OU 35
 08:50 OU — Lewis, Geno 7 yd pass from Mayfield, Baker (Seibert, Austin kick), 3-68 1:09, KU 3 - OU 42
 07:58 OU — Evans, Jordan 33 yd interception return (Seibert, Austin kick), , KU 3 - OU 49
 02:30 OU — Montgomery, D. 10 yd run (Seibert, Austin kick), 6-86 2:56, KU 3 - OU 56

	KU	OU
FIRST DOWNS	11	24
RUSHES-YARDS (NET)	28-49	38-267
PASSING YDS (NET)	121	271
Passes Att-Comp-Int	37-21-2	33-20-0
TOTAL OFFENSE PLAYS-YARDS	65-170	71-538
Fumble Returns-Yards	1-6	0-0
Punt Returns-Yards	0-0	1-71
Kickoff Returns-Yards	2-29	1-30
Interception Returns-Yards	0-0	2-33
Punts (Number-Avg)	9-39.3	4-38.2
Fumbles-Lost	0-0	1-1
Penalties-Yards	6-40	6-45
Possession Time	29:55	30:05
Third-Down Conversions	5 of 18	5 of 12
Fourth-Down Conversions	0 of 1	2 of 3
Red-Zone Scores-Chances	1-1	5-6
Sacks By: Number-Yards	1-7	3-14

RUSHING: Kansas — Taylor Martin 9-20; Kinner, Ke'aun 10-18; Cozart, Montell 8-13; Stanley, Carter 1-minus 2. **Oklahoma** — Adams, Abdul 13-91; Mixon, Joe 9-74; Kendall, Austin 3-26; Westbrook, Dede 1-24; Montgomery, D. 5-16; Mayfield, Baker 4-16; Smallwood, J. 1-9; Jones, Mykel 1-7; Bissoon, Najee 1-4.

PASSING: Kansas — Cozart, Montell 20-36-2-120; Stanley, Carter 1-1-0-1. **Oklahoma** — Mayfield, Baker 16-24-0-236; Kendall, Austin 4-7-0-35; TEAM 0-1-0-0; Westbrook, Dede 0-1-0-0.

RECEIVING: Kansas — Sims, Steven 5-35; Booker, J. 5-22; Barbel, Shakim 3-21; Gonzalez, L. 2-20; Hartzog, Bobby 2-20; Brewer, Keegan 2-3; Kinner, Ke'aun 2-0. **Oklahoma** — Westbrook, Dede 5-105; Lewis, Geno 4-41; Andrews, Mark 3-36; Mixon, Joe 2-35; Basquine, Nick 2-15; Green, Dahu 1-13; Smallwood, J. 1-10; Flowers, D. 1-9; Mead, Jeffery 1-7.

INTERCEPTIONS: Kansas — None. **Oklahoma** — Evans, Jordan 1-33; Thomas, Jordan 1-0.

FUMBLES: Kansas — None. **Oklahoma** — Westbrook, Dede 1-1.

TACKLES (UA-A): Kansas — Smithson, Fish 4-5; Lee, Mike 6-0; Roberts, M. 5-1; Armstrong, D. 4-2; Shaw, Tevin 3-3; Neal, Derrick 4-0; Ogletree, M. 2-2; Arnick, C. 1-3; Olobia, Anthony 3-0; Holani, Isi 2-0; Miller, Tyrone 1-1; Wise, Daniel 1-1; Loneker, Keith 1-1; Torneden, Bryce 1-0; Stewart, B. 1-0; Mosby, Damani 1-0; Davis, Deelsaac 0-1; Dezir, Jacky 0-1; Ogbobor, Osaze 0-1. **Oklahoma** — Evans, Jordan 5-5; Parker, Steven 4-1; Gallimore, N. 4-1; Beal, Emmanuel 2-3; Thomas, Jordan 4-0; Houghton, K. 3-1; Johnson, W. 1-2; DeBerry, Ricky 1-2; Bolton, Curtis 2-0; Doucet, Kapri 2-0; Ward, DJ 2-0; Mann, Kenneth 2-0; Lampkin, D. 2-0; Parker, Jordan 2-0; Thomas, Ahmad 1-1; Kelly, Caleb 1-1; Hunter, Ruben 1-0; Roberts, Austin 1-0; Motley, Parnell 1-0; Sunderland, W. 1-0; Meier, Carson 1-0; Wade, Jordan 0-1.



GAME RECAPS

7 NATIONAL CHAMPIONSHIPS

10 BIG 12 CHAMPIONSHIPS

11/3/16 • Jack Trice Stadium (50,662) • Ames, Iowa

11/12/16 • Gaylord Family – Oklahoma Memorial Stadium (86,248) • Norman

	#12 OKLAHOMA	34
	IOWA STATE	24

	#25 BAYLOR	24
	#9 OKLAHOMA	45

AMES, Iowa — Baker Mayfield continued his hot streak with four passing touchdowns and fullback Dimitri Flowers carried the load for Oklahoma in the absence of running backs Joe Mixon and Samaje Perine in the Sooners' 10-point road win over Iowa State. Flowers totaled 149 yards of offense in the Thursday night contest and scored a receiving TD for the third game in a row.

Wide receiver Dede Westbrook registered his sixth straight 100-yard receiving game with a 131-yard effort that was aided by a 65-yard TD from Mayfield. Westbrook finished with 233 all-purpose yards.

The Sooners held Iowa State to just 290 yards of total offense and limited the Cyclones to just 160 yards through the air.

Score by Quarters	1	2	3	4	Score	
Oklahoma	14	14	3	3	—	34
Iowa State	3	14	0	7	—	24

Scoring Summary:

- 1st 12:31 OU — Andrews, Mark 6 yd pass from Mayfield, Baker (Seibert, Austin kick), 8-64 2:29, OU 7 - ISU 0
- 04:22 ISU — Netten, Cole 28 yd field goal, 8-25 2:40, OU 7 - ISU 3
- 01:22 OU — Mead, Jeffery 30 yd pass from Mayfield, Baker (Seibert, Austin kick), 7-75 3:00, OU 14 - ISU 3
- 2nd 11:15 ISU — Lazard, Allen 31 yd pass from Park, Jacob (Netten, Cole kick), 11-77 5:02, OU 14 - ISU 10
- 04:30 ISU — Lanning, Joel 41 yd run (Netten, Cole kick), 4-49 1:53, OU 14 - ISU 17
- 04:16 OU — Westbrook, Dede 65 yd pass from Mayfield, Baker (Seibert, Austin kick), 1-65 0:09, OU 21 - ISU 17
- 00:06 OU — Flowers, D. 11 yd pass from Mayfield, Baker (Seibert, Austin kick), 9-75 2:20, OU 28 - ISU 17
- 3rd 05:50 OU — Seibert, Austin 36 yd field goal, 15-50 7:37, OU 31 - ISU 17
- 4th 13:04 ISU — Daley, Dondre 23 yd pass from Park, Jacob (Netten, Cole kick), 10-86 2:46, OU 31 - ISU 24
- 07:05 OU — Seibert, Austin 35 yd field goal, 12-55 5:55, OU 34 - ISU 24

	OU	ISU
FIRST DOWNS	28	15
RUSHES-YARDS (NET)	42-149	26-130
PASSING YDS (NET)	328	160
Passes Att-Comp-Int	34-25-1	30-16-0
TOTAL OFFENSE PLAYS-YARDS	76-477	56-290
Fumble Returns-Yards	0-0	0-0
Punt Returns-Yards	1-5	2-24
Kickoff Returns-Yards	4-118	5-111
Interception Returns-Yards	0-0	1-0
Punts (Number-Avg)	2-47.5	5-43.4
Fumbles-Lost	0-0	1-0
Penalties-Yards	5-50	5-45
Possession Time	36:59	23:01
Third-Down Conversions	6 of 13	5 of 13
Fourth-Down Conversions	1 of 1	1 of 2
Red-Zone Scores-Chances	4-5	1-1
Sacks By: Number-Yards	1-6	3-17

RUSHING: Oklahoma — Flowers, D. 22-115; Adams, Abdul 8-54; Baxter, Jarvis 1-4; TEAM 2-minus 4; Mayfield, Baker 9-minus 20. **Iowa State** — Lanning, Joel 7-61; Montgomery, Da. 10-44; Nwangwu, Kene 6-25; Harger, M. 1-2; Park, Jacob 2-minus 2.

PASSING: Oklahoma — Mayfield, Baker 25-34-1-328. **Iowa State** — Park, Jacob 16-29-0-160; Lanning, Joel 0-1-0-0.

RECEIVING: Oklahoma — Westbrook, Dede 7-131; Lewis, Geno 6-59; Basquine, Nick 4-36; Flowers, D. 3-34; Mead, Jeffery 2-42; Andrews, Mark 2-19; Adams, Abdul 1-7. **Iowa State** — Lazard, Allen 6-76; Daley, Dondre 3-39; Jones, D. 2-13; Butler, Hakeem 1-17; Harms, Sam 1-4; Epps, Carson 1-5; Ryan, Trevor 1-4; Montgomery, Da. 1-0.

INTERCEPTIONS: Oklahoma — None. **Iowa State** — Thomas, Jh. 1-0.

FUMBLES: Oklahoma — None. **Iowa State** — Ruth, De'Monte 1-0.

TACKLES (UA-A): Oklahoma — Ward, DJ 6-1; Kelly, Caleb 4-2; Okoronkwo, O. 5-0; Parker, Jordan 3-2; Roberts, Austin 3-1; Thomas, Ahmad 3-1; Thomas, Jordan 3-1; Beal, Emmanuel 2-2; Johnson, W. 3-0; Parker, Steven 2-1; Evans, Jordan 1-2; Bolton, Curtis 1-0; Powers, Ben 1-0; Green, Dahu 1-0; Grant, Sam 1-0; Seibert, Austin 1-0; Lampkin, D. 0-1. **Iowa State** — Harvey, Willie 4-5; Cotton-Moya, K. 6-2; Peavy, Brian 5-3; Seeley, Kane 3-5; Payne, D'Andre 3-4; Wiltz, Jomal 3-4; Mills, Brian 3-4; Johnson, Mike 3-3; Bailey, JaQuan 3-3; Meyers, M. 3-1; Thomas, Jh. 2-1; Spears, Marcel 2-0; Tucker, Demond 1-1; Luna, Gabe 1-1; Northrup, R. 1-1; Benton, Spencer 0-2; Francis, Chris 1-0; Bonacci, Brian 1-0; Creer, Breion 0-1; Jahlas, Josh 0-1.

NORMAN — The Sooners picked up their 14th consecutive Big 12 victory, and head coach Bob Stoops' 100th win at home, with a 45-24 triumph over No. 25 Baylor.

Baker Mayfield threw for 300 yards and accounted for three total touchdowns while Joe Mixon (124) and Samaje Perine (100) each reached the 100-yard rushing mark. Dede Westbrook continued his scoring ways with TD receptions of 29 and 40 yards.

The Sooner defense held Baylor below its season averages in both points and total offense. Jordan Evans became the first Sooner ever to record two sacks and two interceptions in the same game. He finished with a team-high nine tackles and added two pass breakups.

Score by Quarters	1	2	3	4	Score	
Baylor	0	10	7	7	—	24
Oklahoma	14	7	14	10	—	45

Scoring Summary:

- 1st 11:11 OU — Mayfield, Baker 15 yd run (Seibert, Austin kick), 10-75 3:49, BU 0 - OU 7
- 05:17 OU — Westbrook, Dede 29 yd pass from Mayfield, Baker (Seibert, Austin kick), 5-50 1:58, BU 0 - OU 14
- 2nd 12:45 OU — Perine, Samaje 4 yd run (Seibert, Austin kick), 11-91 5:03, BU 0 - OU 21
- 07:28 BU — Callahan, Chris 35 yd field goal, 18-57 5:17, BU 3 - OU 21
- 02:14 BU — Cannon, KD 24 yd pass from Russell, Seth (Callahan, Chris kick), 8-80 2:20, BU 10 - OU 21
- 3rd 09:45 OU — Westbrook, Dede 40 yd pass from Mayfield, Baker (Seibert, Austin kick), 8-85 3:32, BU 10 - OU 28
- 08:55 OU — Perine, Samaje 1 yd run (Seibert, Austin kick), 1-1 0:04, BU 10 - OU 35
- 04:15 BU — Smith, Zach 1 yd run (Callahan, Chris kick), 17-75 4:40, BU 17 - OU 35
- 4th 13:31 OU — Mixon, Joe 56 yd run (Seibert, Austin kick), 4-80 1:38, BU 17 - OU 42
- 13:13 BU — Cannon, KD 62 yd pass from Smith, Zach (Callahan, Chris kick), 1-62 0:18, BU 24 - OU 42
- 04:38 OU — Seibert, Austin 22 yd field goal, 15-71 8:35, BU 24 - OU 45

	BU	OU
FIRST DOWNS	24	23
RUSHES-YARDS (NET)	45-212	50-253
PASSING YDS (NET)	292	300
Passes Att-Comp-Int	46-21-2	25-20-1
TOTAL OFFENSE PLAYS-YARDS	91-504	75-553
Fumble Returns-Yards	0-0	0-0
Punt Returns-Yards	0-0	0-0
Kickoff Returns-Yards	5-116	4-76
Interception Returns-Yards	1-5	2-32
Punts (Number-Avg)	3-47.7	4-39.0
Fumbles-Lost	2-1	0-0
Penalties-Yards	9-55	3-30
Possession Time	24:12	35:48
Third-Down Conversions	10 of 22	12 of 17
Fourth-Down Conversions	4 of 6	0 of 0
Red-Zone Scores-Chances	2-4	4-4
Sacks By: Number-Yards	2-18	2-9

RUSHING: Baylor — Hasty, JaMycal 19-75; Russell, Seth 12-70; Lynch, Blake 6-58; Williams, T. 5-17; TEAM 1-minus 2; Smith, Zach 2-minus 6. **Oklahoma** — Mixon, Joe 14-124; Perine, Samaje 23-100; Mayfield, Baker 9-12; Adams, Abdul 3-12; Westbrook, Dede 1-5.

PASSING: Baylor — Russell, Seth 15-31-2-148; Smith, Zach 6-15-0-144. **Oklahoma** — Mayfield, Baker 20-25-1-300.

RECEIVING: Baylor — Cannon, KD 7-122; Zamora, Ishmael 6-87; Stricklin, Pooh 3-23; Lynch, Blake 2-21; Tecklenburg, Sam 1-23; Feuerbacher, J. 1-10; Platt, Chris 1-6. **Oklahoma** — Mixon, Joe 5-63; Westbrook, Dede 4-88; Andrews, Mark 4-53; Jones, Mykel 2-43; Lewis, Geno 2-35; Mead, Jeffery 1-10; Basquine, Nick 1-5; Perine, Samaje 1-3.

INTERCEPTIONS: Baylor — Stewart, Orion 1-5. **Oklahoma** — Evans, Jordan 2-32.

FUMBLES: Baylor — Zamora, Ishmael 1-0; Russell, Seth 1-1. **Oklahoma** — None.

TACKLES (UA-A): Baylor — Williams, Jordan 9-5; Smith, K.J. 8-2; Stewart, Orion 7-2; Hunt, Tyrone 6-2; Edwards, Alavion 3-5; Black, Henry 5-1; Reid, Ryan 3-2; Roberts, Greg 2-2; Blanchard, T. 2-2; Wright, Tion 2-0; Johnston, Clay 0-2; Waz, Chance 1-0; Roy, Bravvion 1-0; Arnold, Grayland 1-0; Jones, Xavier 1-0; Desouza, Dom 1-0; Jacobs, Jamie 1-0; Jones Jr., Lenoy 1-0; Russell, Seth 1-0; Jaynes, Tyler 1-0; Miller, Chris 0-1. **Oklahoma** — Evans, Jordan 6-3; Beal, Emmanuel 6-2; Johnson, W. 4-4; Kelly, Caleb 4-3; Thomas, Ahmad 4-2; Wade, Jordan 2-4; Ward, DJ 1-5; Thomas, Jordan 5-0; Hunter, Ruben 3-2; Parker, Steven 1-4; Gallimore, N. 4-0; Parker, Jordan 3-1; Okoronkwo, O. 3-1; Roberts, Austin 2-0; Flowers, D. 1-0; Miller, A.D. 1-0; Lampkin, D. 0-1; Sylvie, Chanse 0-1; Sunderland, W. 0-1.



11/19/16 • Milan Puskar Stadium (57,645) • Morgantown, W.Va.

	#8 OKLAHOMA	56
	#10 WEST VIRGINIA	28

MORGANTOWN, W.Va. — Oklahoma raced to a 34-0 lead late in the second quarter in a cold, snowy road game and went on to win 56-28 on the back of 388 yards rushing and four defensive takeaways.

Samaje Perine and Joe Mixon each topped the 150-yard rushing mark and, combined with quarterback Baker Mayfield, totaled five rushing touchdowns. Mayfield added two TDs through the air, including a 75-yard catch and run by Dede Westbrook on OU's third possession that made the score 14-0.

Score by Quarters	1	2	3	4	Score	
Oklahoma	21	13	7	15	—	56
West Virginia	0	7	7	14	—	28
						Record: (9-2, 8-0)
						Record: (8-2, 5-2)

Scoring Summary:

1st 10:53 OU — Perine, Samaje 2 yd run (Seibert, Austin kick), 6-34 2:50, OU 7 - WVU 0
09:16 OU — Westbrook, Dede 75 yd pass from Mayfield, Baker (Seibert, Austin kick), 3-77 0:54, OU 14 - WVU 0
03:24 OU — Mead, Jeffery 5 yd pass from Mayfield, Baker (Seibert, Austin kick), 9-78 3:52, OU 21 - WVU 0

2nd 10:07 OU — Mixon, Joe 5 yd run (Seibert, Austin kick), 8-96 3:49, OU 28 - WVU 0
02:26 OU — Perine, Samaje 9 yd run (Seibert, Austin kick failed), 11-97 5:46, OU 34 - WVU 0
01:13 WVU — Durante, Jovon 20 yd pass from Howard, Skyler (Molina, Mike kick), 6-60 1:13, OU 34 - WVU 7

3rd 13:09 OU — Evans, Jordan 80 yd interception return (Seibert, Austin kick), OU 41 - WVU 7
02:40 WVU — Howard, Skyler 6 yd run (Molina, Mike kick), 5-63 1:37, OU 41 - WVU 14

4th 14:32 WVU — Howard, Skyler 9 yd run (Molina, Mike kick), 4-79 0:56, OU 41 - WVU 21
10:06 WVU — White, Ka'Rau 37 yd pass from Howard, Skyler (Molina, Mike kick), 7-85 2:24, OU 41 - WVU 28
04:37 OU — Mayfield, Baker 1 yd run (Andrews, Mark pass from Mayfield, Baker), 11-65 5:21, OU 49 - WVU 28
00:27 OU — Mayfield, Baker 1 yd run (Seibert, Austin kick), 5-28 2:58, OU 56 - WVU 28

	OU	WVU
FIRST DOWNS	27	22
RUSHES-YARDS (NET)	64-316	38-388
PASSING YDS (NET)	169	191
Passes Att-Comp-Int	15-9-1	27-12-1
TOTAL OFFENSE PLAYS-YARDS	79-485	65-579
Fumble Returns-Yards	1-0	0-0
Punt Returns-Yards	0-0	1-6
Kickoff Returns-Yards	3-56	5-102
Interception Returns-Yards	1-80	1-0
Punts (Number-Avg)	5-37.6	5-40.0
Fumbles-Lost	1-0	3-3
Penalties-Yards	6-72	7-91
Possession Time	39:54	20:06
Third-Down Conversions	8 of 16	5 of 13
Fourth-Down Conversions	1 of 1	0 of 2
Red-Zone Scores-Chances	6-6	3-6
Sacks By: Number-Yards	1-8	0-0

RUSHING: Oklahoma — Perine, Samaje 31-160; Mixon, Joe 24-147; Mayfield, Baker 5-7; Adams, Abdul 1-2; Westbrook, Dede 2-1; TEAM 1-minus 1. **West Virginia** — Crawford, J 24-331; Howard, Skyler 12-52; McKoy, Kennedy 1-5; TEAM 1-0.

PASSING: Oklahoma — Mayfield, Baker 9-15-1-169. **West Virginia** — Howard, Skyler 12-27-1-191.

RECEIVING: Oklahoma — Westbrook, Dede 2-100; Lewis, Geno 2-25; Mead, Jeffery 2-16; Mixon, Joe 1-10; Andrews, Mark 1-9; Perine, Samaje 1-9. **West Virginia** — White, Ka'Rau 4-58; Durante, Jovon 3-39; Gibson, Shelton 2-65; Shorts, Daikiel 2-24; Jennings, Gary 1-5.

INTERCEPTIONS: Oklahoma — Evans, Jordan 1-80. **West Virginia** — Douglas, Rasul 1-0.

FUMBLES: Oklahoma — Mayfield, Baker 1-0. **West Virginia** — Crawford, J 1-1; TEAM 1-1; Jennings, Gary 1-1.

TACKLES (UA-A): Oklahoma — Beal, Emmanuel 5-3; Okoronkwo, O. 6-1; Hunter, Ruben 4-3; Parker, Steven 4-2; Evans, Jordan 5-0; Thomas, Ahmad 3-1; Gallimore, N. 1-3; Roberts, Austin 1-2; Parker, Jordan 2-0; Thomas, Jordan 2-0; Wade, Jordan 2-0; Kelly, Caleb 1-1; Sunderland, W. 1-1; Bolton, Curtis 1-0; Romar, Matt 1-0; Doucet, Kapri 1-0; Lampkin, D. 0-1. **West Virginia** — Benton, A 10-4; Howard, Darrien 7-3; Long, David 5-4; Fleming, M 8-0; White, Kyzir 6-1; Tyler, Jeremy 6-0; Arndt, Justin 5-0; Walters, Sean 3-0; Harper, Jarrod 1-2; Nwachukwu, N 1-2; Shuler II, Adam 2-0; Avery, Toyous 1-0; Battle, Elijah 1-0; Sharif, Khairi 1-0; Christian, H 1-0; Douglas, Rasul 1-0; Preston, Xavier 0-1; Commodore, S 0-1.

12/3/16 • Gaylord Family — Oklahoma Memorial Stadium (87,527) • Norman

	#11 OKLAHOMA STATE	20
	#7 OKLAHOMA	38

NORMAN — Oklahoma overcame a slow start to take down Oklahoma State 38-20 and claim its 10th Big 12 Championship and first on Owen Field.

The Sooners rushed for 301 of their 341 yards in the second half with Samaje Perine leading the way with 239 yards on a career-high 37 carries. Joe Mixon added 99 yards of his own on 11 rushes, including a 79-yard score. Eventual Heisman Trophy finalists Baker Mayfield and Dede Westbrook were exceptional as well. Mayfield threw for 288 yards and three TDs while Westbrook notched 111 yards and a score despite playing less than a half (he left the game due to an injury with 6:58 remaining in the second quarter).

Score by Quarters	1	2	3	4	Score	
Oklahoma State	3	14	3	0	—	20
Oklahoma	0	17	14	7	—	38
						Record: (9-3, 7-2)
						Record: (10-2, 9-0)

Scoring Summary:

1st 05:16 OSU — Grogan, Ben 19 yd field goal, 8-53 3:49, OSU 3 - OU 0
05:05 OSU — Carson, Chris 6 yd run (Grogan, Ben kick), 5-90 1:38, OSU 10 - OU 10
01:28 OSU — Rudolph, Mason 6 yd run (Grogan, Ben kick), 8-50 2:07, OSU 17 - OU 10
00:27 OU — Lewis, Geno 10 yd pass from Mayfield, Baker (Seibert, Austin kick), 5-76 1:01, OSU 17 - OU 17

3rd 11:56 OU — Perine, Samaje 1 yd run (Seibert, Austin kick), 6-81 3:04, OSU 17 - OU 24
04:21 OU — Mixon, Joe 12 yd pass from Mayfield, Baker (Seibert, Austin kick), 13-80 6:24, OSU 17 - OU 31
01:00 OSU — Grogan, Ben 30 yd field goal, 8-75 3:21, OSU 20 - OU 31

4th 09:35 OU — Mixon, Joe 79 yd run (Seibert, Austin kick), 1-79 0:14, OSU 20 - OU 38

	OSU	OU
FIRST DOWNS	17	25
RUSHES-YARDS (NET)	37-217	52-341
PASSING YDS (NET)	186	288
Passes Att-Comp-Int	25-11-0	19-13-0
TOTAL OFFENSE PLAYS-YARDS	62-403	71-629
Fumble Returns-Yards	0-0	0-0
Punt Returns-Yards	0-0	0-0
Kickoff Returns-Yards	5-162	5-83
Interception Returns-Yards	0-0	0-0
Punts (Number-Avg)	6-40.0	5-39.2
Fumbles-Lost	2-0	3-1
Penalties-Yards	3-22	4-54
Possession Time	24:53	35:07
Third-Down Conversions	4 of 15	6 of 13
Fourth-Down Conversions	1 of 2	1 of 1
Red-Zone Scores-Chances	4-4	4-6
Sacks By: Number-Yards	1-6	2-7

RUSHING: Oklahoma State — Hill, Justice 16-99; Carson, Chris 12-91; Rudolph, Mason 8-28; TEAM 1-minus 1. **Oklahoma** — Perine, Samaje 37-239; Mixon, Joe 11-99; Mayfield, Baker 3-5; TEAM 1-minus 2.

PASSING: Oklahoma State — Rudolph, Mason 11-25-0-186. **Oklahoma** — Mayfield, Baker 13-19-0-288.

RECEIVING: Oklahoma State — Seales, Jhajuan 3-80; Washington, J. 2-50; McCleskey, Jalen 2-16; Veatch, Zac 1-15; Lacy, Chris 1-9; Jarwin, Blake 1-9; Carson, Chris 1-7. **Oklahoma** — Westbrook, Dede 4-111; Lewis, Geno 3-28; Smallwood, J. 2-21; Mixon, Joe 2-19; Flowers, D. 1-67; Mead, Jeffery 1-42.

INTERCEPTIONS: Oklahoma State — None. **Oklahoma** — None.

FUMBLES: Oklahoma State — Rudolph, Mason 1-0; TEAM 1-0. **Oklahoma** — Perine, Samaje 2-1; Mixon, Joe 1-0.

TACKLES (UA-A): Oklahoma State — Sterns, Jordan 6-13; Whitener, Chad 3-8; Flowers, Tre 4-4; Walterscheid, C 4-3; Owens, Jarrell 1-4; Edison-McGruder 1-4; Lampkin, Ashton 3-1; Burton, Jordan 2-2; Phillips, Justin 2-1; Akem, Gyasi 1-2; Taylor, Vincent 0-3; Averette, D. 0-3; Harper, Madre 1-1; Pipkins, Lenzy 1-1; Richards, Ramon 1-1; Davis, Eric 1-0; Ammendola, Matt 1-0; Bundage, Calvin 1-0; Maile, Motekiai 0-1; Daniels, Darrion 0-1; Metcalf, Keegan 0-1. **Oklahoma** — Okoronkwo, O. 6-3; Evans, Jordan 5-3; Thomas, Ahmad 4-2; Parker, Jordan 4-1; Beal, Emmanuel 2-3; Ward, DJ 2-2; Parker, Steven 2-2; Roberts, Austin 1-3; Thomas, Jordan 3-0; Gallimore, N. 2-1; Kelly, Caleb 1-2; Seibert, Austin 1-1; Romar, Matt 0-2; Cobb, Parrish 1-0; Sylvie, Chance 1-0; Motley, Parnell 1-0; Bolton, Curtis 0-1.



GAME RECAPS

7 NATIONAL CHAMPIONSHIPS

10 BIG 12 CHAMPIONSHIPS

1/2/17 • Mercedes-Benz Superdome (54,077) • New Orleans, La.

	#17 AUBURN	19
	#7 OKLAHOMA	35

NEW ORLEANS — In what wound up being Bob Stoops last game as Oklahoma head coach, the Sooners capped their season with a 35-19 win over No. 17 Auburn that marked OU's 10th consecutive victory and Stoops' second career Sugar Bowl title.

Samaje Perine rushed for 88 yards, pushing him past Billy Sims and into first in OU history in career rushing yards. Sooners signal caller Baker Mayfield threw for 296 yards and a pair of touchdowns on 19-of-28 passing, while Joe Mixon led the team in rushing with 91 yards and a pair of scores on 19 carries. Mixon also logged five catches for a game-high 89 yards.

The Oklahoma defense held Auburn to 339 yards of total offense and just 154 passing yards. Freshman Caleb Kelly led OU with a career-high 12 tackles and also notched a tackle for loss. Jordan Thomas recorded the game's only interception, picking off Auburn's Jeremy Johnson in the Sooners' end zone midway through the fourth quarter.

Score by Quarters	1	2	3	4	Score	
Auburn	7	6	0	6	19	Record: (8-5, 5-3)
Oklahoma	0	14	14	7	35	Record: (11-2, 9-0)

Scoring Summary:

1st 09:04 AU — Chandler Cox 3 yd run (Daniel Carlson kick), 14-7 5:56, AU 7 - OU 0
 2nd 11:24 OU — Andrews, Mark 13 yd pass from Mayfield, Baker (Seibert, Austin kick), 14-90 6:39, AU 7 - OU 7
 07:16 AU — Daniel Carlson 49 yd field goal, 12-43 4:08, AU 10 - OU 7
 03:37 OU — Mixon, Joe 3 yd run (Seibert, Austin kick), 9-75 3:39, AU 10 - OU 14
 00:41 AU — Daniel Carlson 39 yd field goal, 11-63 2:49, AU 13 - OU 14
 3rd 12:39 OU — Westbrook, Dede 7 yd pass from Mayfield, Baker (Seibert, Austin kick), 6-75 2:21, AU 13 - OU 21
 02:28 OU — Mixon, Joe 4 yd run (Seibert, Austin kick), 7-85 3:02, AU 13 - OU 28
 4th 12:40 OU — Perine, Samaje 2 yd run (Seibert, Austin kick), 8-71 3:57, AU 13 - OU 35
 00:00 AU — Jalen Harris 1 yd pass from Kerryon Johnson, 10-91 2:30, AU 19 - OU 35

	AU	OU
FIRST DOWNS	22	28
RUSHES-YARDS (NET)	46-185	43-228
PASSING YDS (NET)	154	296
Passes Att-Comp-Int	27-13-1	28-19-0
TOTAL OFFENSE PLAYS-YARDS	73-339	71-524
Fumble Returns-Yards	0-0	0-0
Punt Returns-Yards	1-2	1-2
Kickoff Returns-Yards	3-49	1-17
Interception Returns-Yards	0-0	1-0
Punts (Number-Avg)	5-49.2	3-45.7
Fumbles-Lost	0-0	2-0
Penalties-Yards	6-63	10-100
Possession Time	26:42	33:18
Third-Down Conversions	5 of 15	5 of 10
Fourth-Down Conversions	3 of 3	1 of 1
Red-Zone Scores-Chances	2-3	5-5
Sacks By: Number-Yards	0-0	0-0

RUSHING: Auburn — Kamryn Pettway 24-101; Kerryon Johnson 9-33; John Franklin 5-16; Sean White 3-15; Jeremy Johnson 1-10; Eli Stove 2-8; Chandler Cox 1-3; Ryan Davis 1-minus 1. **Oklahoma** — Mixon, Joe 19-91; Perine, Samaje 17-86; Mayfield, Baker 4-34; Westbrook, Dede 3-17.

PASSING: Auburn — Sean White 4-10-0-35; Jeremy Johnson 5-9-1-93; John Franklin 3-7-0-25; Kerryon Johnson 1-1-0-1. **Oklahoma** — Mayfield, Baker 19-28-0-296.

RECEIVING: Auburn — Eli Stove 4-39; Tony Stevens 2-21; Darius Slayton 1-56; Kyle Davis 1-13; N. Craig-Myers 1-12; Kerryon Johnson 1-5; Stanton Truitt 1-4; Will Hastings 1-3; Jalen Harris 1-1. **Oklahoma** — Westbrook, Dede 6-59; Mixon, Joe 5-89; Andrews, Mark 3-68; Lewis, Geno 2-40; Mead, Jeffery 2-27; Basquine, Nick 1-13.

INTERCEPTIONS: Auburn — None. **Oklahoma** — Thomas, Jordan 1-0.

FUMBLES: Auburn — None. **Oklahoma** — Wren, Erick 1-0; Mixon, Joe 1-0.

TACKLES (UA-A): Auburn — Stephen Roberts 6-2; Deshaun Davis 5-3; Javaris Davis 5-0; M. Atkinson 4-1; Nick Ruffin 4-1; Joshua Holsey 4-1; M. Adams 3-2; Tre' Williams 2-2; Carlton Davis 2-2; D. Russell 1-3; Marlon Davidson 2-1; Tray Matthews 1-2; Da. Williams 0-3; Jeff Holland 1-1; Carl Lawson 1-1; Andrew Williams 0-2; Maurice Swain 0-1; Daniel Thomas 0-1; Derrick Brown 0-1. **Oklahoma** — Kelly, Caleb 8-4; Evans, Jordan 6-3; Parker, Steven 6-2; Thomas, Jordan 4-1; Thomas, Ahmad 4-1; Beal, Emmanuel 2-3; Wade, Jordan 3-1; Okoronkwo, O. 3-1; Roberts, Austin 2-2; Hunter, Ruben 2-0; Parker, Jordan 2-0; Romar, Matt 1-1; Bolton, Curtis 1-0; DeBerry, Ricky 1-0; Houghton, K. 1-0; Sunderland, W. 1-0; Gallimore, N. 1-0; Ward, DJ 1-0; Motley, Parnell 0-1.





ADRIAN PETERSON
NEW ORLEANS SAINTS // RUNNING BACK



HISTORY



INDIVIDUAL RECORDS

7 NATIONAL CHAMPIONSHIPS

10 BIG 12 CHAMPIONSHIPS

RUSHING RECORDS

Most Rushes

Game 55, Steve Owens vs. Oklahoma State, 11/29/69
 Season 393, Steve Owens, 1968
 Career 958, Steve Owens, 1967-69

Rushing Yardage

Game 427, Samaje Perine vs. Kansas, 11/22/14
 Season 1,925, Adrian Peterson, 2004
 Career 4,122, Samaje Perine, 2014-16

Yards Per Attempt

Game 26.8 (6-161), Eric Mitchel vs. Kansas State, 10/15/88
 Season 8.98, Greg Pruitt, 1971
 Career 7.48 (166 carries), Darrell Shepard, 1979-81

200-Yard Games

Season 4, Billy Sims, 1978
 Career 7, Billy Sims, 1975-79

Rushing Yards by a Freshman

Game 427, Samaje Perine vs. Kansas, 11/22/14 (true)
 Season 1,925, Adrian Peterson, 2004 (true)

Rushing Yards by a Quarterback

Game 195, Thomas Lott vs. Kansas State, 11/6/76
 Season 1,289, Jack Mildren, 1971
 Career 2,713, Jamelle Holieway, 1985-88

Rushing Touchdowns

Game 6, Quentin Griffin vs. Texas, 10/7/00
 Season 23, Steve Owens, 1969; Billy Sims, 1979
 Career 57, Steve Owens, 1967-69

PASSING RECORDS

Most Pass Attempts

Game 71, Landry Jones vs. Oklahoma State, 11/24/12
 Season 617, Landry Jones, 2010
 Career 2,183, Landry Jones, 2009-12

Pass Completions

Game 46, Landry Jones vs. Oklahoma State, 11/24/12
 Season 405, Landry Jones, 2010
 Career 1,388, Landry Jones, 2009-12

Completion Percentage

Game 1.000 (8-8), Jack Jacobs vs. Kansas, 11/1/41
 Season **.709 (254-358) Baker Mayfield, 2016**
 Career **.695 (523-753), Baker Mayfield, 2015-**

Most Yards Passing

Game 554, Landry Jones at West Virginia, 11/17/12
 Season 4,720, Sam Bradford, 2008
 Career 16,646, Landry Jones, 2009-12

300-Yard Games

Season 11, Sam Bradford, 2008
 Career 27, Landry Jones 2009-12

400-Yard Games

Season 5, Landry Jones, 2011
 Career 12, Landry Jones, 2009-12

Touchdown Passes

Game **7, Baker Mayfield at Texas Tech, 10/22/16**
 Season 50, Sam Bradford, 2008
 Career 123, Landry Jones, 2009-12

RECEIVING RECORDS

Most Receptions

Game 15, Sterling Shepard vs. Kansas State, 10/18/14
 Justin Brown vs. Oklahoma State, 11/24/12
 Jalen Saunders vs. Notre Dame, 10/27/12
 Ryan Broyles vs. Iowa State, 10/16/10
 Season 131, Ryan Broyles, 2010
 Career 349, Ryan Broyles, 2008-13

Most Yards Gained

Game 232, Dede Westbrook vs. Texas, 10/8/16
 Season 1,622, Ryan Broyles, 2010
 Career 4,586, Ryan Broyles, 2008-11

Yards Per Reception

Game 47.7 (3-143), Virgil Boll vs. Colorado, 11/3/62
 Season 29.1 (17 rec.), Jon Harrison, 1971
 Career 27.0 (30 rec.), Jon Harrison, 1970-71

Most Touchdown Receptions

Game 4, Kenny Stills at West Virginia, 11/17/12
 Jermaine Gresham vs. Texas A&M, 11/3/07
 Trent Smith vs. Kansas, 10/13/01
 Season 17, Dede Westbrook, 2016
 Career 45, Ryan Broyles, 2008-11

TOTAL OFFENSE RECORDS

Most Total Offense Yards

Game **572, Baker Mayfield vs. Tulsa, 9/19/15**
(487 Passing, 85 Rushing)
 Season 4,767, Sam Bradford, 2008
(4,720 Passing, 47 Rushing)
 Career 16,271, Landry Jones, 2009-12
(16,646 Passing, -375 Rushing)

ALL-PURPOSE YARDAGE RECORDS

Game 446, Samaje Perine vs. Kansas, 11/22/14
(427 Rushing, 19 Receiving Yards)
 Season 2,331, Joe Mixon, 2016
(1,274 Rushing, 538 Receiving, 519 Return Yards)
 Career 6,718, DeMarco Murray, 2007-10
(3,685 Rushing, 1,571 Receiving, 1,462 Return Yards)





SCORING RECORDS

Most Points

Game	36, Quentin Griffin vs. Texas, 10/7/00
Season	138, Billy Sims, 1979 Steve Owens, 1969
Career	450, Michael Hunnicutt, 2011-14

Most Touchdowns

Game	6, Quentin Griffin vs. Texas, 10/7/00
Season	23, Steve Owens, 1969; Billy Sims, 1979
Career	65, DeMarco Murray, 2007-10

Most Extra Points

Game	11, Garrett Hartley vs. North Texas, 9/1/07 Trey DiCarlo vs. Texas A&M, 11/8/03 Tim Lashar vs. Missouri, 11/8/86
Season	94, Jimmy Stevens, 2008
Career	219, Michael Hunnicutt, 2011-14

Most Consecutive Extra Points

Season	66, Tim Lashar, 1986
Career	140, Uwe von Schamann, 1976-78

Most Field Goals

Game	4, nine times; MR: Michael Hunnicutt vs. Iowa State, 11/26/11
Season	24, Michael Hunnicutt, 2013
Career	74, Michael Hunnicutt, 2011-14

Most Kicker Points

Game	17, Michael Hunnicutt vs. Kansas, 10/15/11 Jimmy Stevens vs. Oklahoma State, 11/27/10 Trey DiCarlo vs. Texas, 11/11/03
Season	131, Trey DiCarlo, 2003
Career	444, Michael Hunnicutt, 2011-14

DEFENSIVE RECORDS

Total Tackles

Game	23, Jackie Shipp vs. Missouri, 11/14/81
Season	189, Jackie Shipp, 1981
Career	530, Daryl Hunt, 1975-78

Tackles by a Lineman

Game	21, Kevin Murphy vs. Missouri, 11/5/83
Season	144, Kevin Murphy, 1983
Career	365, Rick Bryan, 1980-83

Tackles by a Linebacker

Game	23, Jackie Shipp vs. Missouri, 11/14/81
Season	189, Jackie Shipp, 1981
Career	530, Daryl Hunt, 1975-78

Tackles by a Defensive Back

Game	20, Rodney Rideau vs. Notre Dame, 10/2/99
Season	120, Rodney Rideau, 1999
Career	299, Zac Henderson, 1974-77

Tackles for Loss

Game	6, Cedric Jones vs. Texas Tech, 9/17/94
Season	24, Kelly Gregg, 1998
Career	59, Rocky Calmus, 1998-01

Interceptions

Game	3, eight times; MR: Tony Jefferson vs. Ball State, 10/1/11
Season	9, Rickey Dixon, 1987
Career	18, Darrell Royal, 1946-49

Sacks

Game	5 by Cedric Jones vs. Texas Tech, 9/17/94
Season	14, Martin Chase, 1997 Cedric Jones, 1994
Career	31.5, Cedric Jones, 1992-95



QUENTIN GRIFFIN

PUNTING RECORDS

Most Punts

Game	18, Jack Jacobs vs. Santa Clara, 10/25/41
Season	80, Jeff Ferguson, 2001 Mike Winchester, 1984
Career	252, Jeff Ferguson, 1998-2001

Best Punting Average

Game	58.8 (6 punts), Tress Way vs. Oklahoma State, 11/28/09
Season	47.8, Jack Jacobs, 1940
Career	44.0 Tress Way, 2009-12

PUNT RETURN RECORDS

Most Punt Returns

Game	8, Ryan Broyles vs. Oklahoma State, 11/28/09 Curtis Fagan vs. North Texas, 9/8/01, and Kansas State, 9/29/01 Larry Grigg vs. Nebraska, 11/24/51 Jack Jacobs vs. Santa Clara, 10/25/41
Season	53, Antonio Perkins, 2003
Career	126, Jarraill Jackson, 1996-99

Most Punt Return Yards

Game	277, Antonio Perkins vs. UCLA, 9/20/03
Season	647, Antonio Perkins, 2002
Career	1,441, Antonio Perkins, 2002-2004

Best Punt Return Average

Game	39.6 (7-277), Antonio Perkins vs. UCLA, 9/20/03
Season	23.5 (22 returns), Jack Mitchell, 1948
Career	23.8 (39 returns), Jack Mitchell, 1946-48

KICKOFF RETURN RECORDS

Most Kickoff Returns

Game	7, DeMarco Murray vs. Oklahoma State, 11/29/08 Juaquin Iglesias vs. West Virginia, 1/2/08 Jarraill Jackson vs. Nebraska, 11/1/97
Season	29, Juaquin Iglesias, 2007
Career	63, Juaquin Iglesias, 2005-08

Most Kickoff Return Yards

Game	229, Brandon Daniels vs. Notre Dame, 10/2/99
Season	826, Juaquin Iglesias, 2007
Career	1,664, Juaquin Iglesias, 2005-08

Best Kickoff Return Average

Game (min. 2)	63.50, Orville Matthews vs. Santa Clara, 11/30/40
Game (min. 5)	45.80, Brandon Daniels vs. Notre Dame, 10/2/99
Season (min. 10)	31.8, Brandon Daniels, 1999
Career (min. 20)	27.6, DeMarco Murray, 2007-10



TEAM RECORDS

7 NATIONAL CHAMPIONSHIPS

10 BIG 12 CHAMPIONSHIPS

RUSHING RECORDS

Most Rushing Attempts

Game 96 vs. Missouri, 11/9/57
Season 879, 1972
Per Game 73.9, 1974

Most Rushing Yards

Game 768 vs. Kansas State, 10/29/88
Season 5,635, 1971

Rushing Yards Per Attempt

Game 10.6 (72-768) vs. Kansas State, 10/15/88
Season 7.1, 1971

PASSING RECORDS

Most Passing Attempts

Game 71 vs. Oklahoma State, 11/24/12
Season 633, 2010
Per Game 47.17, 1999

Most Passing Completions

Game 46 vs. Oklahoma State, 11/24/12
Season 414, 2010
Per Game 29.57, 2010

Fewest Passing Attempts

Game 0, vs. Colorado, 11/15/86
Season 63, 1976
Per Game 5.25, 1976

Fewest Completions

Game 0, several times (last vs. Arizona, 9/16/89)
Season 24, 1976
Per Game 2.0, 1976

Most Yards Passing

Game 554, at West Virginia, 11/17/12
Season 4,891, 2008
Per Game 349.4, 2011

Completion Percentage

Game 1.000, several times
Season706, 2016

Most Yards Per Attempt

Game 25.7 vs. Colorado, 11/3/62
Season 12.77, 1971

Most Yards Per Completion

Game 36.1 vs. Colorado, 11/3/62
Season 26.85, 1971

Most Passes Had Intercepted

Game 5, three times
Season 18, 2000

TOTAL OFFENSE RECORDS

Total Offense

Game 875 vs. Colorado, 10/4/80
Season 7,670, 2008
Per Game 566.83, 1971

Most Plays

Game 107 vs. Oklahoma State, 11/27/10
Season 1,211, 2010
Per Game 86.8, 1972

Yards Per Play

Game 11.2 at Texas Tech, 10/22/16
Season 7.6, 1971



MARK BRADLEY

Fewest Turnovers

Game 0, many times; MR: vs. Auburn, 1/2/17
Season 11, 2008
Per Game 0.79, 2008

Scoring

Game 82 vs. Colorado, 10/4/80
Season 716, 2008
Per Game 51.1, 2008

Most Touchdowns

Game 12 vs. Colorado, 10/4/80
Season 99, 2008
Per Game 7.1, 2008

Most Rushing Touchdowns

Game 12 vs. Colorado, 10/4/80
Season 62, 1971
Per Game 5.17, 1971

Most Passing Touchdowns

Game 7 at Texas Tech, 10/22/16
Season 51, 2008
Per Game 3.64, 2008

DEFENSIVE RECORDS

Fewest Rushing Yards Allowed

Game -52 vs. Kansas, 11/1/86
Season 594, 1948
Per Game 54.0, 1949

Fewest Rushing Attempts

Season 296, 1999
Per Game 26.9, 1999

Fewest Rushing Yards Per Attempt

Season 1.58, 1986

Fewest Passing Yards Allowed

Game -2 vs. Oklahoma State, 11/13/93
Season 555, 1956
Per Game 55.5, 1956

Fewest Passing Completions

Season 47, 1960
Per Game 4.7, 1960

Most Sacks

Game 9 vs. Nebraska, 10/29/05
Season 48, 1986
Per Game 4.1, 1989

Fewest Points Allowed

Game 0, 253 times (121 since 1938);
MR: at Kansas State, 10/17/15
Season 29, 1938
Per Game 2.6, 1938

Fewest Touchdowns Allowed

Game 0, several times;
MR: at Kansas State, 10/17/15
Season 4, 1938
Per Game 0.4, 1938

Total Defense

Game 14 vs. Washington State, 12/3/38
Season 1,226, 1938
Per Game 111.5, 1938

SPECIAL TEAMS RECORDS

Field Goals

Game 4 at Kansas, 10/15/11
at Oklahoma State, 11/21/10
vs. Baylor, 10/10/09
at Texas A&M, 11/9/02
vs. Iowa State, 10/7/95
vs. Oklahoma State, 10/18/86
vs. Penn State, 1/1/86
vs. Texas, 10/8/66
Season 25, 2011
Per Game 2.83, 1999

Field Goal Percentage

Game 1.000, several times
..... (last vs. Clemson, 12/31/15, 1-1)
Season 950, 2006

Most Punts

Game 21 vs. Santa Clara, 10/25/41
Season 85, 2001

Punting Average

Game 58.8 vs. Oklahoma State, 11/28/09
Season 45.0, 2009

Most Punt Return Yards

Game 277 vs. UCLA, 9/20/03
Season 949, 1948
Per Game 86.3, 1948

Most Kickoff Return Yards

Game 289 vs. Notre Dame, 10/2/99
Season 1,583, 2007
Per Game 113.1, 2007



ALL PLAYS

Yards	Player	Pos.	Cl.	TD	Play	Opponent	Date
100	Alex Ross	RB	So.	Y	KO Return	West Virginia	9/20/14
100	Julian Wilson	DB	Sr.	Y	Int. Return	Tennessee	9/13/14
100	Roy Finch	RB	Jr.	Y	KO Return	Kansas	10/20/12
100*	Mark Bradley	WR	Jr.	Y	KO Return	Iowa State	10/4/03
100	Buster Rhymes	RB	Fr.	Y	KO Return	Kansas State	10/18/80
100	Al Needs	DB	Fr.	Y	Int. Return	Kansas State	10/27/45
99*	Jerome Ledbetter	RB	Fr.	Y	KO Return	Colorado	10/4/80
99	Joe Golding	DB	Jr.	Y	Int. Return	Texas	10/12/46
97	Derrick Strait	DB	Sr.	N	Int. Return	Texas Tech	11/22/03
97	Joe Mixon	RB	So.	Y	KO Return	Ohio State	9/17/16

* First career return

RUSHING

Yards	Player	Pos.	Cl.	TD	Opponent	Date
96	Jeff Frazier	RB	Jr.	Y	North Texas	9/23/95
96	Buck McPhail	RB	Jr.	N	Kansas State	11/3/51
95	Damien Williams	RB	Jr.	Y	Texas	10/13/12
92	DeMarco Murray	RB	Fr.	Y	Utah State	9/15/07
91	Jimmy Harris	QB	So.	Y	Kansas	10/16/54
90	Mike Thomas	RB	So.	Y	Oregon	9/23/72
90	George Thomas	RB	Sr.	Y	Oklahoma State	11/26/49
89	Damien Williams	RB	Jr.	Y	Florida A&M	9/8/12
89	Darrell Shepard	QB	Jr.	Y	Colorado	10/4/80
88	Keith Jackson	TE	So.	Y	Nebraska	11/23/85

PASSING

Yards	Receiver	Passer	TD	Opponent	Date
95	Ben Hart	Ronnie Fletcher	Y	Florida State	1/2/65
90	P.J. Mills	Eric Moore	Y	Iowa State	10/7/95
90	Lance Rentzel	John Hammond	Y	Maryland	9/19/64
88	Dede Westbrook	Baker Mayfield	Y	Kansas State	10/15/16
87	Max Boydston	Buddy Leake	Y	California	9/18/54
86	Cameron Kenney	Landry Jones	Y	Oklahoma State	11/27/10
86	Wahoo McDaniel	Bobby Boyd	Y	West Virginia	9/27/58
83	Virgil Boll	Monte Deere	Y	Colorado	11/3/62
82	Arthur Guess	Steve Collins	Y	Nebraska	11/18/89
82	Jaz Reynolds	Blake Bell	N	Tulsa	9/14/13

FIELD GOALS

Yards	Player	Cl.	Opponent	Date
60	Tony DiRienzo	So.	Kansas	11/17/73
58	Uwe von Schamann	Jr.	Oklahoma State	11/5/77
56	Tony DiRienzo	Sr.	Oklahoma State	11/1/75
54	R.D. Lashar	Jr.	Missouri	11/3/90
54	Uwe von Schamaan	Sr.	Missouri	9/30/78
54	Uwe von Schamaan	So.	Colorado	10/30/76
53	Michael Hunnicutt	Fr.	Kansas State	10/29/11
53	Garrett Hartley	Sr.	Utah State	9/15/07
53	R.D. Lashar	Fr.	Tulsa	9/26/87
53	Michael Keeling	Jr.	Florida State	1/1/81
53	John Carrol	So.	Auburn	1/1/72

PUNTS

Yards	Player	Pos.	Cl.	Opponent	Date
91	Wahoo McDaniel	TE	Jr.	Iowa State	11/8/58
87	Joe Wylie	RB	So.	Kansas State	10/24/70
85	Tress Way	P	So.	Utah State	9/4/10
81	Brian Lewis	P	So.	Oklahoma State	11/9/96
81	Darrell Royal	QB	Jr.	Oklahoma State	11/27/48
79	Jack Jacobs	RB	Jr.	Nebraska	11/2/40
78	Brian Lewis	P	Fr.	Missouri	10/28/95
78	Scott Blanton	P/K	Jr.	Texas Tech	12/24/93
78	Todd Thomsen	P	So.	Iowa State	10/3/87
78	Michael Keeling	K/P	Jr.	Kansas	10/17/81
78	Billy Pricer	RB	Sr.	North Carolina	9/29/56
78	Darrell Royal	QB	So.	Missouri	11/15/47

KICKOFF RETURNS

Yards	Player	Pos.	Cl.	TD	Opponent	Date
100	Alex Ross	RB	So.	Y	West Virginia	9/20/14
100	Roy Finch	RB	Jr.	Y	Kansas	10/20/12
100*	Mark Bradley	DB	Jr.	Y	Iowa State	10/4/03
100	Buster Rhymes	RB	Fr.	Y	Kansas State	10/18/80
99*	Jerome Ledbetter	RB	Fr.	Y	Colorado	10/4/80
97	Joe Mixon	RB	So.	Y	Ohio State	9/17/16
95	Jerome Ledbetter	RB	Fr.	Y	Oklahoma State	11/29/80
95	George Thomas	RB	Fr.	Y	Boston College	9/23/49
94	Otis Rogers	RB	Jr.	Y	Kansas State	10/30/37
93	J.T. Thatcher	DB	Sr.	N	Kansas State	10/14/00

* First career kickoff return

PUNT RETURNS

Yards	Player	Pos.	Cl.	TD	Opponent	Date
96	Darrell Royal	QB	Jr.	Y	Kansas State	10/16/48
93	Eddie Hinton	WR	So.	Y	Colorado	10/29/66
91	Jalen Saunders	WR	Sr.	Y	Iowa State	11/16/13
91	Antonio Perkins	DB	So.	Y	Tulsa	9/30/02
91	Tommy McDonald	RB	So.	Y	Iowa State	11/12/55
90	Justin Brown	WR	Sr.	Y	Kansas	10/20/12
87	Ryan Broyles	WR	So.	Y	Oklahoma State	11/28/09
87	Darrius Johnson	DB	Jr.	Y	Missouri	11/5/94
85	Freddie Nixon	RB	So.	Y	Iowa State	10/22/77
84	Antonio Perkins	DB	Jr.	Y	UCLA	9/20/03

INTERCEPTION RETURNS

Yards	Player	Pos.	Cl.	TD	Opponent	Date
100	Julian Wilson	DB	Sr.	Y	Tennessee	9/13/14
100	Al Needs	DB	Fr.	Y	Kansas State	10/27/45
99	Joe Golding	DB	Jr.	Y	Texas	10/12/46
97	Derrick Strait	DB	Sr.	N	Texas Tech	11/22/03
96	Randy Hughes	DB	Jr.	Y	Colorado	10/20/73
95	Rickey Dixon	DB	Sr.	Y	Oklahoma State	11/7/87
94	David Baker	QB	Jr.	Y	Duke	1/1/58
85	Dominique Franks	DB	Jr.	Y	Kansas	10/24/09
85	J.T. Thatcher	DB	Sr.	Y	Texas Tech	11/18/00
82	Carl Dodd	QB	So.	Y	Maryland	1/2/56
82	Johnny West	RB	So.	Y	Kansas State	10/21/44

FUMBLE RETURNS

Yards	Player	Pos.	Cl.	TD	Opponent	Date
69	Cory Heinecke	DL	Sr.	Y	Air Force	9/1/01
65	Marlon Wesley	DB	Sr.	Y	San Diego State	9/9/95
61	Reggie Smith	DB	Jr.	Y	Miami	9/8/07
61	Claire Morford	OL	So.	Y	Marquette	11/22/41
58	Aubrey Beavers	DL	Jr.	Y	Colorado	10/17/92
58	Dante Jones	LB	Sr.	Y	North Texas	9/5/87
57	Clyde Powers	DB	Jr.	Y	Clemson	9/30/72
56	Jamell Fleming	DB	Sr.	Y	Texas	10/8/11
56	John Goodman	DL	Jr.	Y	Kansas	11/10/79
53	Keenan Clayton	LB	Jr.	N	Texas Tech	11/22/08

LONGEST PLAYS AGAINST

Yards	Player	Play	Team	Date
100	Brandon Wilson	Missed FG Return	Houston	9/3/16
100	Fozzy Whittaker	Kickoff Return	Texas	10/8/11
100	Coryell Judie	Kickoff Return	Texas A&M	11/6/10
100	Mack Heron	Kickoff Return	Kansas State	11/2/68
99	Eric Vann	Rush	Kansas	10/4/97
99	Wes Caswell	Troy DeGar Pass	Tulsa	9/28/96
98	Brandon Banks	Kickoff Return	Kansas State	10/31/09
98	Cyrus Gray	Kickoff Return	Texas A&M	11/8/08
98	Shaun Rochon	Kickoff Return	Baylor	10/22/05
97	Marty Gilyard	Kickoff Return	Cincinnati	9/6/08
97	Wayne McGarity	Major Applewhite Pass	Texas	10/10/98



RUSHING RECORDS

7 NATIONAL CHAMPIONSHIPS

10 BIG 12 CHAMPIONSHIPS

RUSHING YARDS – GAME

Yards	Player	Pos.	Cl.	Att.	Opponent	Date
427*	Samaje Perine	RB	Fr.	34	Kansas	11/22/14
294	Greg Pruitt	RB	Jr.	19	Kansas State	10/23/71
291	De'Mond Parker	RB	So.	31	Texas	10/11/97
282	Billy Sims	RB	Sr.	36	Missouri	11/17/79
274	Mike Gaddis	RB	So.	29	Oklahoma State	10/7/89
263	Joe Mixon	RB	So.	31	Texas Tech	10/22/16
261	Steve Owens	RB	Sr.	55	Oklahoma State	11/29/69
259	Earl Johnson	RB	Fr.	28	Colorado	11/12/83
258	David Overstreet	RB	Sr.	18	Colorado	10/4/80
249	Adrian Peterson	RB	Fr.	33	Oklahoma State	10/30/04

* FBS record

RUSHING YARDS – SEASON

Yards	Player	Pos.	Cl.	Year	Att.	Avg.	TD
1,925	Adrian Peterson	RB	Fr.	2004	339	5.70	15
1,896	Billy Sims	RB	Jr.	1978	256	7.41	22
1,884	Quentin Griffin	RB	Sr.	2002	287	6.56	15
1,760	Greg Pruitt	RB	Jr.	1971	196	8.98	18
1,713	Samaje Perine	RB	Fr.	2014	263	6.51	21
1,670	Billy Sims	RB	Sr.	1979	248	6.73	23
1,649	Steve Owens	RB	Jr.	1968	393	4.20	21
1,523	Steve Owens	RB	Sr.	1969	358	4.25	23
1,349	Samaje Perine	RB	So.	2015	226	5.97	16
1,344	Mike Gaddis	RB	Sr.	1991	241	5.58	17

RUSHING YARDS – CAREER

Yards	Player	Pos.	Years	Att.	Avg.	TD
4,122	Samaje Perine	RB	2014-16	685	6.02	49
4,118	Billy Sims	RB	1975-79	593	6.94	53
4,071	Joe Washington	RB	1972-75	675	6.03	39
4,045	Adrian Peterson	RB	2004-06	747	5.41	41
4,041	Steve Owens	RB	1967-69	958	4.22	57
3,938	Quentin Griffin	RB	1999-02	744	5.29	44
3,685	DeMarco Murray	RB	2007-10	759	4.86	50
3,403	De'Mond Parker	RB	1996-98	579	5.88	21
3,198	Stanley Wilson	RB	1979-82	567	5.64	15
3,122	Greg Pruitt	RB	1970-72	422	7.40	38

RUSHING ATTEMPTS – GAME

Att.	Player	Pos.	Cl.	Opponent	Date
55	Steve Owens	RB	Sr.	Oklahoma State	11/29/69
53	Steve Owens	RB	Sr.	Iowa State	11/1/69
47	Steve Owens	RB	Jr.	Kansas State	11/2/68
46	Steve Owens	RB	Jr.	Missouri	11/16/68
44	Steve Owens	RB	Sr.	Kansas	11/9/68
41	Steve Owens	RB	Jr.	Nebraska	11/23/68
40	Steve Owens	RB	Sr.	Wisconsin	9/20/69
39	Ron Shotts	RB	Jr.	Oklahoma State	12/3/66
38	Dewell Brewer	RB	Fr.	Kansas State	11/11/89
37	Samaje Perine	RB	Jr.	Oklahoma State	12/3/16
37	Spencer Tillman	RB	Fr.	Hawaii	12/3/83
37	Steve Owens	RB	Jr.	Kansas	11/9/68
37	Steve Owens	RB	Jr.	North Carolina State	9/28/68

RUSHING ATTEMPTS – SEASON

Att.	Player	Cl.	Year
393	Steve Owens	Jr.	1968
358	Steve Owens	Sr.	1969
339	Adrian Peterson	Fr.	2004
287	Quentin Griffin	Sr.	2002
282	DeMarco Murray	Fr.	2010
263	Samaje Perine	Fr.	2014
256	Billy Sims	Jr.	1978
248	Billy Sims	Sr.	1979
241	Mike Gaddis	Sr.	1991
226	Samaje Perine	So.	2015

RUSHING ATTEMPTS – CAREER

Att.	Player	Years
958	Steve Owens	1967-69
759	DeMarco Murray	2007-10

748	Adrian Peterson	2004-06
744	Quentin Griffin	1999-02
685	Samaje Perine	2014-16
675	Joe Washington	1972-75
627	Chris Brown	2006-09
593	Billy Sims	1975-79
579	De'Mond Parker	1996-98

RUSHING TOUCHDOWNS – GAME

TD	Player	Cl.	Opponent	Date
6	Quentin Griffin	So.	Texas	10/7/00
5	Samaje Perine	Fr.	Kansas	11/22/14
5	DeMarco Murray	Fr.	North Texas	9/1/07
5	Jerald Moore	So.	Oklahoma State	11/12/94
5	Steve Owens	Jr.	Nebraska	11/23/68
4	23 times; MR: Samaje Perine	So.	Texas Tech	10/24/15

RUSHING TOUCHDOWNS – SEASON

TD	Player	Cl.	Year
23	Billy Sims	Sr.	1979
23	Steve Owens	Sr.	1969
22	Billy Sims	Jr.	1978
21	Samaje Perine	Fr.	2014
21	Steve Owens	Jr.	1968
20	Chris Brown	Jr.	2008
20	Jack Mildren	Sr.	1971
18	J.C. Watts	Sr.	1980
18	Steve Davis	So.	1973
18	Greg Pruitt	Jr.	1971
18	George Thomas	Sr.	1949

RUSHING TOUCHDOWNS – CAREER

TD	Player	Years
57	Steve Owens	1967-69
53	Billy Sims	1975-79
50	DeMarco Murray	2007-10
49	Samaje Perine	2014-16
44	Quentin Griffin	1999-02
42	Chris Brown	2006-09
41	Adrian Peterson	2004-06
39	Joe Washington	1972-75
38	Greg Pruitt	1970-72
36	Kejuan Jones	2002-05

100-PLUS-YARD GAMES – SEASON

No.	Player	Cl.	Year
12	Quentin Griffin	Sr.	2002
11	Adrian Peterson	Fr.	2004
11	Billy Sims	Jr.	1978
10	Steve Owens	Jr.	1968
9	Billy Sims	Sr.	1979
9	Joe Washington	So.	1973
9	Steve Owens	Sr.	1969
8	Jack Mildren	Sr.	1971
7	Joe Washington	Jr.	1974
7	Greg Pruitt	Jr.	1971
7	Billy Vessels	Sr.	1952

100-PLUS-YARD GAMES – CAREER

TD	Player	Years
23	Steve Owens	1967-69
22	Adrian Peterson	2004-06
20	Billy Sims	1975-79
19	Joe Washington	1972-75
17	Adrian Peterson	2004-06
16	De'Mond Parker	1996-98
16	Quentin Griffin	1999-02
15	Samaje Perine	2014-16
13	DeMarco Murray	2007-10
13	Greg Pruitt	1970-72
11	Steve Davis	1973-75



PASSING YARDS – GAME

Yards	Player	Cl.	Att.	Comp.	Opponent	Date
554	Landry Jones	Sr.	51	38	West Virginia	11/17/12
545	Baker Mayfield	Jr.	36	27	Texas Tech.	10/22/16
505	Landry Jones	Sr.	47	35	Kansas State	10/29/11
500	Landry Jones	Sr.	71	46	Oklahoma State	11/24/12
487	Baker Mayfield	Jr.	38	32	Tulsa	9/19/15
468	Landry Jones	So.	62	37	Oklahoma State	11/27/10
468	Sam Bradford	So.	53	36	Kansas	10/18/08
453	Landry Jones	So.	46	32	Colorado	10/30/10
448	Landry Jones	Jr.	48	35	Missouri	9/24/11
447	Landry Jones	Jr.	51	36	Baylor	11/19/11

PASSING YARDS – SEASON

Yards	Player	Cl.	Year	Att.	Comp.	Int.	TD
4,720	Sam Bradford	So.	2008	483	328	8	50
4,718	Landry Jones	So.	2010	617	405	12	38
4,463	Landry Jones	Jr.	2011	562	355	15	29
4,267	Landry Jones	Sr.	2012	555	367	11	30
3,965	Baker Mayfield	Jr.	2016	358	254	8	40
3,850	Josh Heupel	Jr.	1999	553	349	16	33
3,700	Baker Mayfield	Jr.	2015	395	269	7	36
3,846	Jason White	Sr.	2003	451	278	10	40
3,606	Josh Heupel	Sr.	2000	472	305	15	20
3,205	Jason White	Sr.	2004	255	390	9	35

PASSING YARDS – CAREER

Yards	Player	Years	Att.	Comp.	Int.	TD
16,646	Landry Jones	2009-12	2,183	1,388	52	123
8,403	Sam Bradford	2007-09	893	604	16	88
7,922	Jason White	1999-04	990	627	24	81
7,665	Baker Mayfield	2015-	753	523	15	76
7,456	Josh Heupel	1999-00	1,025	654	31	53
6,686	Cale Gundy	1990-93	808	460	32	40
5,091	Nate Hybl	2000-02	791	464	23	40
3,744	Bobby Warmack	1966-68	475	259	19	22
3,424	Trevor Knight	2013-15	490	280	19	25
3,095	Paul Thompson	2002-06	246	409	12	26

COMPLETIONS – GAME

No.	Player	Cl.	Att.	Yards	Opponent	Date
46	Landry Jones	Sr.	71	500	Oklahoma State	11/24/12
39	Josh Heupel	Jr.	53	390	Mississippi	12/31/99
38	Landry Jones	Sr.	51	554	West Virginia	11/17/12
37	Landry Jones	So.	62	468	Oklahoma State	11/27/10
37	Josh Heupel	Jr.	54	420	Baylor	9/18/99
36	Landry Jones	Jr.	51	447	Baylor	11/19/11
36	Landry Jones	So.	59	290	Texas A&M	11/6/10
36	Landry Jones	So.	51	370	Cincinnati	10/25/10
36	Sam Bradford	So.	53	468	Kansas	10/18/08
36	Nate Hybl	Jr.	48	347	Tulsa	11/3/01

COMPLETIONS – SEASON

No.	Player	Year	Cl.	Att.	Yards
405	Landry Jones	2010	So.	617	4,718
367	Landry Jones	2012	Sr.	555	4,267
355	Landry Jones	2011	Jr.	562	4,463
349	Josh Heupel	1999	Jr.	553	3,850
328	Sam Bradford	2008	So.	483	4,720
305	Josh Heupel	2000	Sr.	472	3,606
278	Jason White	2003	Sr.	451	3,846
269	Baker Mayfield	2015	Jr.	395	3,700
261	Landry Jones	2009	Fr.	449	3,198
255	Jason White	2004	Sr.	390	3,205

COMPLETIONS – CAREER

No.	Player	Years	Att.	Yards
1,388	Landry Jones	2009-12	2,183	16,646
654	Josh Heupel	1999-00	1,025	7,456
627	Jason White	1999-04	990	7,922
604	Sam Bradford	2007-09	893	8,403
523	Baker Mayfield	2015-	753	7,665
464	Nate Hybl	2000-02	791	5,091
460	Cale Gundy	1990-93	808	6,686
280	Trevor Knight	2013-15	490	3,424
259	Bobby Warmack	1966-68	475	3,744
246	Paul Thompson	2002-06	409	3,095

COMPLETION PERCENTAGE – SEASON (MINIMUM 100 ATTEMPTS)

Pct.	Player	Year	Cl.	Att.	Comp.
.709	Baker Mayfield	2016	Fr.	358	254
.695	Sam Bradford	2007	Fr.	341	237
.681	Baker Mayfield	2015	Jr.	395	269
.679	Sam Bradford	2008	So.	483	328
.661	Landry Jones	2012	Sr.	555	367
.656	Landry Jones	2010	So.	617	405
.654	Jason White	2004	Sr.	390	255
.646	Josh Heupel	2000	Sr.	472	305
.646	Jason White	2001	So.	113	73
.632	Landry Jones	2011	Jr.	562	355

COMPLETION PERCENTAGE – CAREER (MINIMUM 200 ATTEMPTS)

Pct.	Player	Years	Att.	Comp.
.695	Baker Mayfield	2015-	753	523
.676	Sam Bradford	2007-09	893	604
.638	Josh Heupel	1999-00	1,025	654
.636	Landry Jones	2009-12	2,183	1,388
.633	Jason White	1999-04	990	627
.602	Paul Thompson	2002-06	409	246
.593	Blake Bell	2011-14	253	150
.587	Nate Hybl	2000-02	791	464
.571	Trevor Knight	2013-15	490	280
.569	Cale Gundy	1990-93	808	460

ATTEMPTS – GAME

No.	Player	Cl.	Comp.	Yards	Opponent	Date
71	Landry Jones	Sr.	46	500	Oklahoma State	11/24/12
62	Landry Jones	So.	37	468	Oklahoma State	11/27/10
59	Landry Jones	So.	36	290	Texas A&M	11/6/10
58	Landry Jones	Fr.	26	245	Nebraska	11/7/09
58	Josh Heupel	Jr.	26	328	Colorado	10/30/99
55	Landry Jones	Jr.	30	412	Texas Tech.	10/22/11
54	Josh Heupel	Jr.	37	420	Baylor	9/18/99
53	Sam Bradford	So.	36	468	Kansas	10/18/08
53	Josh Heupel	Jr.	39	390	Mississippi	12/31/99
51	6 times; Most Recent: Landry Jones Sr. 38 554 West Virginia 11/17/12					

ATTEMPTS – SEASON

No.	Player	Year	Cl.	Comp.	Yards	Int.	TD
617	Landry Jones	2010	So.	405	4,718	12	38
562	Landry Jones	2011	Jr.	335	4,463	15	29
555	Landry Jones	2012	Sr.	367	4,267	11	30
553	Josh Heupel	1999	Jr.	349	3,850	16	33
483	Sam Bradford	2008	So.	328	4,720	8	50
472	Josh Heupel	2000	Sr.	305	3,606	15	20
451	Jason White	2003	Sr.	278	3,846	10	40
449	Landry Jones	2009	Fr.	261	3,198	14	26
412	Nate Hybl	2001	Jr.	246	2,409	13	14
395	Baker Mayfield	2015	Jr.	269	3,700	7	36



PASSING RECORDS

7 NATIONAL CHAMPIONSHIPS

10 BIG 12 CHAMPIONSHIPS

ATTEMPTS – CAREER

No.	Player	Years	Comp.	Yards	Int.	TD
2,183	Landry Jones	2009-12	1,388	16,646	52	123
1,025	Josh Heupel	1999-00	654	7,456	31	53
990	Jason White	1999-04	622	7,922	24	81
893	Sam Bradford	2007-09	604	8,327	16	88
808	Cale Gundy	1990-93	460	6,686	32	40
791	Nate Hybl	2000-02	464	5,091	23	40
753	Baker Mayfield	2015-	523	7,665	15	76
490	Trevor Knight	2013-15	280	3,424	19	25
475	Bobby Warmack	1966-68	259	3,744	19	22
409	Paul Thompson	2002-06	246	3,095	12	26

TOUCHDOWN PASSES – GAME

No.	Player	Cl.	Opponent	Date
7	Baker Mayfield	Jr.	Texas Tech	10/22/16
6	Landry Jones	Sr.	West Virginia	11/17/12
6	Landry Jones	Fr.	Tulsa	9/19/09
5	Baker Mayfield	Jr.	Kansas State	10/17/15
5	Landry Jones	Jr.	Kansas State	10/29/11
5	Landry Jones	Jr.	Texas Tech	10/22/11
5	Landry Jones	Jr.	Ball State	10/11/11
5	Landry Jones	So.	Texas Tech	11/13/10
5	Landry Jones	Fr.	Texas A&M	11/14/09
5	Sam Bradford	So.	Nebraska	11/1/08
5	Sam Bradford	So.	Texas	10/11/08
5	Sam Bradford	So.	Washington	9/13/08
5	Sam Bradford	So.	Cincinnati	9/6/08
5	Sam Bradford	Fr.	Texas A&M	11/3/07
5	Sam Bradford	Fr.	North Texas	9/1/07
5	Jason White	Sr.	Texas A&M	11/6/04
5	Jason White	Sr.	Texas A&M	11/8/03
5	Jason White	Sr.	Iowa State	10/4/03
5	Josh Heupel	Jr.	Louisville	9/25/99
5*	Josh Heupel	Jr.	Indiana State	9/11/99

* First career start

TOUCHDOWN PASSES – SEASON

No.	Player	Cl.	Year
50	Sam Bradford	So.	2008
40	Jason White	Sr.	2003
38	Baker Mayfield	Jr.	2016
38	Landry Jones	So.	2010
36	Baker Mayfield	Jr.	2015
36	Sam Bradford	Fr.	2007
35	Jason White	Sr.	2004
33	Josh Heupel	Jr.	1999
30	Landry Jones	Sr.	2012
29	Landry Jones	Jr.	2011

TOUCHDOWN PASSES – CAREER

No.	Player	Years
123	Landry Jones	2009-12
88	Sam Bradford	2007-09
81	Jason White	1999-04
76	Baker Mayfield	2015-
53	Josh Heupel	1999-00
40	Nate Hybl	2000-02
40	Cale Gundy	1990-93
26	Paul Thompson	2002-06
25	Trevor Knight	2013-15
24	Jack Mildren	1969-71

PASSING EFFICIENCY – GAME (MINIMUM 15 ATTEMPTS)

Effic.	Player	Cl.	Cmp.-Att.	Yards	TD	Int.	Opponent	Date
303.29	Jason White	Sr.	16-18	263	5	0	Texas A&M	11/8/03
285.89	Sam Bradford	So.	18-21	304	5	0	Washington	9/13/08
277.56	Sam Bradford	So.	14-19	304	4	0	Texas Tech	11/22/08
266.92	Sam Bradford	Fr.	21-23	363	3	0	North Texas	9/1/07
266.33	Baker Mayfield	Jr.	27-36	545	7	0	Texas Tech	10/22/16
260.00	Claude Arnold	Sr.	9-15	200	4	0	Kansas	11/11/50
259.81	Jason White	Sr.	17-21	290	4	0	Texas	10/11/03
247.85	Baker Mayfield	Jr.	13-19	288	3	0	Okl. State	12/3/16

247.16	Paul Thompson	So.	13-18	257	3	0	Middle Tenn.	9/23/06
234.38	Jason White	Sr.	14-18	257	2	0	Houston	9/11/04

PASSING EFFICIENCY – SEASON (MINIMUM 100 ATTEMPTS)

Effic.	Player	Yr.	Cl.	Comp.	Att.	Yds.	TD	Int.
196.39*	Baker Mayfield	2016	Jr.	254	358	3,965	40	8
180.84	Sam Bradford	2008	So.	328	483	4,720	50	8
176.53	Sam Bradford	2007	Fr.	237	341	3,121	36	8
173.32	Baker Mayfield	2015	Jr.	269	395	3,700	36	7
159.42	Jason White	2004	Sr.	255	390	3,205	35	9
159.41	Claude Arnold	1950	Sr.	59	119	1,069	13	1
158.11	Jason White	2003	Sr.	278	451	3,846	40	10
154.68	Dave Robertson	1972	Sr.	59	116	1,136	10	4
146.92	Cale Gundy	1993	Sr.	159	269	2,311	17	7
146.31	Landry Jones	2010	So.	405	617	4,718	38	12

* FBS record

PASSING EFFICIENCY – CAREER (MINIMUM 200 ATTEMPTS)

Effic.	Player	Yrs.	Comp.	Att.	Yds.	TD	Int.
184.28	Baker Mayfield	2015-	523	753	7,665	76	15
175.62	Sam Bradford	2007-09	604	893	8,403	88	16
152.70	Jason White	1999-04	627	990	7,922	81	24
141.53	Jamelle Holieway	1985-88	117	257	2,430	22	15
141.46	Landry Jones	2009-12	1,388	2,183	16,646	123	52
137.84	Paul Thompson	2002-06	246	409	3,095	26	12
135.96	Steve Davis	1973-75	86	215	2,036	21	17
135.92	Josh Heupel	1999-00	654	1,025	7,456	53	31
134.85	Cale Gundy	1990-93	460	808	6,686	40	32
128.19	Jack Mildren	1969-71	170	358	3,092	24	25

300-YARD PASSING GAMES – SEASON

No.	Player	Year
11	Sam Bradford	2008
10	Landry Jones	2010
8	Landry Jones	2011
8	Josh Heupel	1999
6	Baker Mayfield	2016
6	Baker Mayfield	2015
6	Landry Jones	2012
6	Josh Heupel	2000
4	Jason White	2003
3	Trevor Knight	2014
3	Landry Jones	2009

300-YARD PASSING GAMES – CAREER

No.	Player	Years
27	Landry Jones	2009-12
14	Josh Heupel	1999-00
14	Sam Bradford	2007-09
12	Baker Mayfield	2015-
7	Jason White	1999-04
5	Cale Gundy	1990-93
4	Trevor Knight	2013-15
3	Nate Hybl	2000-02
1	Three Times, MR: Blake Bell	2011-13

400-YARD PASSING GAMES – SEASON

No.	Player	Year
5	Landry Jones	2011
3	Landry Jones	2012
3	Landry Jones	2010
2	Sam Bradford	2008
2	Josh Heupel	1999
1	Baker Mayfield	2016
1	Baker Mayfield	2015
1	Blake Bell	2013

400-YARD PASSING GAMES – CAREER

No.	Player	Years
12	Landry Jones	2009-12
2	Baker Mayfield	2015-
2	Sam Bradford	2007-09
2	Josh Heupel	1999-00
1	Blake Bell	2011-13



CONSECUTIVE QUARTERBACK STARTS

No.	Player	Years
47	Landry Jones	2009-12
34	Steve Davis	1973-75
34	Jack Mildren	1969-71
29	Sam Bradford	2007-09
27	Jason White	2003-04

QUARTERBACK STARTS – CAREER

No.	Player	Years
50	Landry Jones	2009-12
37	Cale Gundy	1990-93
34	Steve Davis	1973-75
34	Jack Mildren	1969-71
34	Jamelle Holieway	1985-88

RECEPTIONS – GAME

No.	Player	Cl.	Pos.	Opponent	Date
15	Sterling Shepard	Jr.	WR	Kansas State	10/18/14
15	Justin Brown	Sr.	WR	Oklahoma State	11/24/12
15	Jalen Saunders	Jr.	WR	Notre Dame	10/27/12
15	Ryan Broyles	Jr.	WR	Iowa State	10/16/10
14	Sterling Shepard	Sr.	WR	Baylor	11/14/15
14	Ryan Broyles	Sr.	WR	Missouri	9/24/11
14	Ryan Broyles	Sr.	WR	Kansas State	10/29/11
13	Ryan Broyles	Sr.	WR	Kansas	10/15/11
13	Ryan Broyles	Jr.	WR	Connecticut	1/11/11
13	Ryan Broyles	So.	WR	Stanford	12/31/09

RECEPTIONS – SEASON

No.	Player	Pos.	Cl.	Year	Yds.	Avg.	TD
131	Ryan Broyles	WR	Jr.	2010	1,622	12.4	14
89	Ryan Broyles	WR	So.	2009	1,120	12.6	15
86	Sterling Shepard	WR	Sr.	2015	1,288	15.0	11
83	Ryan Broyles	WR	Sr.	2011	1,157	13.9	10
83	Mark Clayton	WR	Jr.	2003	1,425	17.2	15
82	Kenny Stills	WR	Jr.	2012	959	11.7	11
80	Dede Westbrook	WR	Sr.	2016	1,524	19.1	17
74	Juaquin Iglesias	WR	Sr.	2008	1,150	15.5	10
73	Justin Brown	WR	Sr.	2012	879	12.0	5
71	DeMarco Murray	RB	Sr.	2010	594	8.4	5

RECEPTIONS – CAREER

No.	Player	Pos.	Years	Yds.	Avg.	TD
349	Ryan Broyles	WR	2008-11	4,586	13.1	45
233	Sterling Shepard	WR	2012-15	3,482	14.9	26
221	Mark Clayton	WR	2001-04	3,241	14.7	31
204	Kenny Stills	WR	2010-12	2,594	12.7	24
202	Juaquin Iglesias	WR	2005-08	2,861	14.2	19
169	Quentin Griffin	RB	1999-02	1,337	7.9	7
167	DeMarco Murray	RB	2007-10	1,571	9.4	13
164	Trent Smith	TE	1999-02	1,525	9.3	16
157	Antwone Savage	WR	1999-02	2,009	12.8	13
144	Malcolm Kelly	WR	2005-07	2,285	15.9	21

RECEIVING YARDS – GAME

Yards	Player	Cl.	Pos.	Rec.	TD	Opponent	Date
232	Dede Westbrook	Sr.	WR	10	3	Texas	10/8/16
217	Ryan Broyles	Sr.	WR	13	2	Kansas	10/15/11
215	Sterling Shepard	Jr.	WR	7	1	TCU	10/4/14
208	Ryan Broyles	Jr.	WR	9	3	Colorado	10/30/10
206	Manuel Johnson	Sr.	WR	5	3	TCU	9/27/08
202	Dede Westbrook	Sr.	WR	9	2	Texas Tech	10/22/16
197	Sterling Shepard	Jr.	WR	15	1	Kansas State	10/18/14
191	Juaquin Iglesias	Sr.	WR	12	0	Kansas	10/18/08
190	Mark Clayton	Jr.	WR	8	1	Texas	10/11/03
187	Corey Warren	Jr.	WR	9	1	Texas	10/10/92

RECEIVING YARDS – SEASON

Yards	Player	Pos.	Cl.	Year	Rec.	Avg.	TD
1,622	Ryan Broyles	WR	Jr.	2010	131	12.4	14
1,524	Dede Westbrook	WR	Sr.	2016	80	19.1	17
1,425	Mark Clayton	WR	Jr.	2003	83	17.2	15
1,288	Sterling Shepard	WR	Sr.	2015	86	15.0	11
1,157	Ryan Broyles	WR	Sr.	2011	83	13.9	10
1,150	Juaquin Iglesias	WR	Sr.	2008	74	15.5	10
1,120	Ryan Broyles	WR	So.	2009	89	12.6	15
1,035	Eddie Hinton	WR	Sr.	1968	64	16.2	6
993	Malcolm Kelly	WR	So.	2006	62	16.0	10
970	Sterling Shepard	WR	Jr.	2014	51	19.0	5

RECEIVING YARDS – CAREER

Yards	Player	Pos.	Years	Rec.	Avg.	TD
4,586	Ryan Broyles	WR	2008-11	349	13.1	45
3,482	Sterling Shepard	WR	2012-15	233	14.9	26
3,241	Mark Clayton	WR	2001-04	221	14.7	31
2,861	Juaquin Iglesias	WR	2005-08	202	14.2	19
2,594	Kenny Stills	WR	2010-12	204	12.7	24
2,267	Dede Westbrook	WR	2015-16	126	18.0	21
2,285	Malcolm Kelly	WR	2005-07	144	15.9	21
2,009	Antwone Savage	WR	1999-02	157	12.8	13
1,894	Eddie Hinton	WR	1966-68	123	15.4	12
1,785	Corey Warren	WR	1990-93	106	16.8	13

TOUCHDOWN RECEPTIONS – GAME

No.	Player	Cl.	Pos.	Rec.	Yds.	Opponent	Date
4	Kenny Stills	Jr.	WR	10	91	West Virginia	11/17/12
4	Jermaine Gresham	So.	TE	5	80	Texas A&M	11/3/07
4	Trent Smith	Jr.	TE	11	70	Kansas	10/13/01
3	16 times; most recent:						
	Joe Mixon	So.	RB	4	114	Texas Tech	10/22/16

TOUCHDOWN RECEPTIONS – SEASON

No.	Player	Year	Cl.	Pos.
17	Dede Westbrook	2016	Sr.	WR
15	Ryan Broyles	2009	So.	WR
15	Mark Clayton	2003	Jr.	WR
14	Ryan Broyles	2010	Jr.	WR
14	Jermaine Gresham	2008	Jr.	TE
11	Sterling Shepard	2015	Sr.	WR
11	Kenny Stills	2012	Jr.	WR
11	Jermaine Gresham	2007	So.	TE
11	Travis Wilson	2004	Jr.	WR
10	Ryan Broyles	2011	Sr.	WR
10	Juaquin Iglesias	2008	Sr.	WR
10	Malcolm Kelly	2006	So.	WR

TOUCHDOWN RECEPTIONS – CAREER

No.	Player	Years	Pos.
45	Ryan Broyles	2008-11	WR
31	Mark Clayton	2001-04	WR
26	Sterling Shepard	2012-15	WR
26	Jermaine Gresham	2006-09	TE
24	Kenny Stills	2010-12	WR
21	Dede Westbrook	2015-16	WR
21	Malcolm Kelly	2005-07	WR
19	Juaquin Iglesias	2005-08	WR
17	Manuel Johnson	2005-08	WR
17	Travis Wilson	2002-05	WR



BOWL RECAPS

7 NATIONAL CHAMPIONSHIPS

10 BIG 12 CHAMPIONSHIPS



1939 ORANGE BOWL

Jan. 2 • Miami, Fla. (32,191)

TENNESSEE	17
OKLAHOMA	0

	OU	UT
First Downs	6	15
Rushes-Yards	16-25	51-197
Passing Yards	69	63
Passes-Comp-Int	13-4-0	27-10-1
Plays-Yards	43-94	64-260
Fumbles-Lost	4-3	2-1
Penalties-Yards	9-90	16-130
Punts-Average	13-40	12-36

SCORE BY QUARTER

Tennessee	7	3	0	7	-	17
Oklahoma	0	0	0	0	-	0

SCORING

- UT – Foxx 12 yd run (Wyatt run), 0-7
- UT – Wyatt 32 yd FG, 0-10
- UT – Wood 22 yd run (Wyatt kick), 0-17

STATISTICAL LEADERS

- Rushing: OU – McCullough, 9-9
UT – Coffman, 12-56
- Passing: OU – McCullough, 19-7-1-37
UT – Wood, 5-2-0-40
- Receiving: OU – Clark, 3-30
UT – Cifers, 1-23

GAME SUMMARY

This was the first Orange Bowl that featured two national powers as both teams were undefeated and untied. To lure the Sooners to Miami, the Orange Bowl director circled the Norman campus, leaving chalk messages that promoted the game. Tennessee's powerful ground attack was too much for the Sooners, winners of 14 straight, as the Volunteers raced to a 17-0 victory in the fifth annual Orange Bowl. The victory was the 13th straight for the Vols, who were coached by Major Bob Neyland. The game was considered to be the roughest of all bowl games played that year as both teams combined for more than 200 yards in penalties.



1947 GATOR BOWL

Jan. 1 • Jacksonville, Fla. (10,034)

N.C. STATE	13
OKLAHOMA	34

	OU	NCSU
First Downs	12	13
Rushes-Yards	43-195	47-136
Passing Yards	75	103
Passes-Comp-Int	9-3-2	18-7-3
Plays-Yards	51-270	65-239
Fumbles-Lost	4-3	2-1
Penalties-Yards	7-34	3-13
Punts-Average	5-31.0	4-36.0

SCORE BY QUARTER

N.C. State	7	0	6	13	-	13
Oklahoma	7	20	0	7	-	34

SCORING

- OU – Davis 1 yd run (Wallace kick), 7-0
- NCSU – Phillips 63 yd pass from Turner (Byler kick), 7-7
- OU – Davis 7 yd run (Wallace kick), 14-7
- OU – Golding 5 yd run (Wallace kick), 21-7
- OU – Davis 5 yd run (kick failed), 27-7
- NCSU – Palmer 8 yd run (kick failed), 27-13
- OU – Owens 15 yd pass from Sarratt (Wallace kick), 34-13

STATISTICAL LEADERS

- Rushing: OU – Golding, 12-91
NCSU – Palmer, 10-70

GAME SUMMARY

In a game that featured two of the marquee names in college football at the time, Oklahoma blasted North Carolina State, 34-13, before an overflowing crowd of 10,000 in the second annual Gator Bowl. The Sooners did not take long to get on the scoreboard, two minutes to be exact, on an Eddie Davis one-yard plunge. N.C. State roared back to even the score, but OU put the game out of reach by scoring 20 second-quarter points and coasted from there. The marquee matchup was made possible because of the Tournament of Roses committee decision to match representatives of the Western Athletic Conference (now the Pac-12) and the Big Nine, (now the Big Ten). This agreement made it possible for teams not waiting for a possible Rose Bowl berth to be picked by the Gator Bowl committee.



1949 SUGAR BOWL

Jan. 1 • New Orleans, La. (80,383)

NORTH CAROLINA	6
OKLAHOMA	14

	OU	UNC
First Downs	14	12
Rushes-Yards	65-186	34-128
Passing Yards	43	82
Passes-Comp-Int	4-1-0	21-8-2
Plays-Yards	229	42-210
Fumbles-Lost	1-1	0-0
Penalties-Yards	na-40	na-30
Punts-Average	5-36.8	7-38.0

SCORE BY QUARTER

North Carolina	6	0	0	0	-	6
Oklahoma	7	0	7	0	-	14

SCORING

- OU – Mitchell 1 yd run (Ming kick), 7-0
- UNC – Rodgers 3 yd run (kick failed), 7-6
- OU – Pearson 7 yd run (Ming kick), 14-6

STATISTICAL LEADERS

- Rushing: OU – Heath, 12-58
UNC – Justice, 16-84
- Passing: OU – Royal, 1-1-0-43
UNC – Justice, 13-6-1-57
- Receiving: OU – Anderson, 1-43
UNC – Weiner, 3-36

GAME SUMMARY

It was legendary Coach Bud Wilkinson's first bowl game as the fifth-ranked and underdog Sooners took on the third-ranked and unbeaten North Carolina Tar Heels accompanied by their All-America tailback Charlie "Choo Choo" Justice. Oklahoma upset the 'Heels with the big play coming in the first quarter as linebacker Myrle Greathouse intercepted a pass and returned it 70 yards to set up Jack Mitchell's one-yard run. The Sooners never trailed after that.



1950 SUGAR BOWL

Jan. 2 • New Orleans, La. (82,000)

LOUISIANA STATE	0
OKLAHOMA	35

	LSU	OU
First Downs	8	10
Rushes-Yards	40-38	55-286
Passing Yards	121	74
Passes-Comp-Int	20-9-2	11-2-4
Plays-Yards	na-159	na-360
Fumbles-Lost	4-4	4-4
Penalties-Yards	6-40	8-40
Punts-Average	8-33.6	7-37.4

SCORE BY QUARTER

LSU	0	0	0	0	-	0
Oklahoma	0	14	7	14	-	35

SCORING

OU – Thomas 34 yd pass from Pearson (Tipps kick), 7-0

OU – Thomas 5 yd run (Tipps kick), 14-0

OU – Heath 86 yd run (Tipps kick), 21-0

OU – Royal 5 yd run (Tipps kick), 28-0

OU – Heath 34 yd run (Tipps kick), 35-0

STATISTICAL LEADERS

Rushing: OU – Heath, 15-170

LSU – West, 5-26

Passing: OU – Pearson, 7-2-na-74

LSU – Pevy, 11-5-na-82

Receiving: OU – Goad, 1-40

LSU – Baggett, 4-50

GAME SUMMARY

Bud Wilkinson's team was rated second in the nation and it was the first one of his squads to post an undefeated record, 10-0. The game was one-sided and still stands as the largest margin of victory in OU bowl history. One of the many Sooner big plays was Leon Heath's OU bowl record-breaking 86-yard TD run. The game was marred by an early-week incident where a former LSU player was caught spying on Sooner practices. It was the only time in Wilkinson's career that he publicly blasted an opponent.



1951 SUGAR BOWL

Jan. 1 • New Orleans, La. (80,206)

KENTUCKY	13
OKLAHOMA	7

	UK	OU
First Downs	7	18
Rushes-Yards	40-84	59-189
Passing Yards	105	38
Passes-Comp-Int	12-9-1	8-3-1
Plays-Yards	52-189	67-227
Fumbles-Lost	1-0	7-5
Penalties-Yards	6-40	2-30
Punts-Average	8-41.7	6-33.4

SCORE BY QUARTER

Kentucky	7	6	0	0	-	13
Oklahoma	0	0	0	7	-	7

SCORING

UK – Jamerson 22 yd pass from Parilli (kick good), 0-7

UK – Jamerson 1 yd run (kick failed), 0-13

OU – Green 17 yd pass from Vessels

(Weatherall kick), 7-13

STATISTICAL LEADERS

Rushing: OU – Heath, 20-121

UK – Jamerson, 15-58

Passing: OU – Arnold, 5-2-0-21

UK – Parilli, 12-9-0-105

Receiving: OU – Vessels, 2-21

UK – Bruno, 3-57

GAME SUMMARY

OU won its first national championship by going a perfect 10-0 in the regular season. However, Kentucky, coached by Paul "Bear" Bryant, upset the Sooners and broke a 31-game OU winning streak. OU lost a bowl-record five fumbles in falling behind 13-0. A fourth quarter 17-yard TD pass by Billy Vessels narrowed the margin, but a come-from-behind effort was foiled by an interception in the final minute of play.



1954 ORANGE BOWL

Jan. 1 • Miami, Fla. (68,640)

MARYLAND	0
OKLAHOMA	7

	OU	UM
First Downs	10	13
Rushes-Yards	47-208	52-176
Passing Yards	22	36
Passes-Comp-Int	6-4-0	12-5-1
Plays-Yards	53-230	64-212
Fumbles-Lost	2-2	2-1
Penalties-Yards	7-45	3-15
Punts-Average	7-31.3	5-29.0

SCORE BY QUARTER

Maryland	0	0	0	0	-	0
Oklahoma	0	7	0	0	-	7

SCORING

OU – Grigg 25 yd run (Leake kick), 7-0

STATISTICAL LEADERS

Rushing: OU – Grigg, 13-89

UM – Felton, 10-51

Passing: OU – Calame, 4-4-0-22

UM – Boxold, 9-3-1-42

Receiving: OU – Burris, 3-17

UM – Holan, 2-31

GAME SUMMARY

It was the first game of the contract that pitted the Big Seven champion against the Atlantic Coast Conference champ. Maryland came into the game as the regular season national champion with OU rated fourth. Twice, the Terrapins had first down with the ball inside the 10-yard line, and both times the Sooner defense refused to allow any points on the scoreboard. Sooner tailback Larry Grigg scored the only TD of the game with a 25-yard scamper in the second period. The 1954 bowl game was the first bowl game in which the players had to play both ways. Sooner hero Grigg also played defensive back.



BOWL RECAPS

7 NATIONAL CHAMPIONSHIPS

10 BIG 12 CHAMPIONSHIPS



1956 ORANGE BOWL

Jan. 2 • Miami, Fla. (75,561)

MARYLAND	6
OKLAHOMA	20

	OU	UM
First Downs	16	9
Rushes-Yards	64-202	47-187
Passing Yards	53	46
Passes-Comp-Int	10-4-1	10-3-3
Plays-Yards	74-255	57-233
Fumbles-Lost	1-1	3-2
Penalties-Yards	3-35	7-61
Punts-Average	8-34.5	7-40.4

SCORE BY QUARTER

Maryland	0	6	0	0	-	6
Oklahoma	0	0	14	6	-	20

SCORING


- UM – Vereb 15 yd run (kick failed), 0-6
- OU – McDonald 4 yd run (Pricer kick), 7-6
- OU – O'Neal 1 yd run (Pricer kick), 14-6
- OU – Dodd 82 yd INT return (kick failed), 20-6

STATISTICAL LEADERS

- Rushing: OU – Harris, 9-50
UM – Vereb, 8-108
- Passing: OU – Harris, 5-3-0-34
UM – Beightol, 7-2-2-35
- Receiving: OU – Burris, 2-28
UM – Cooke, 1-21

GAME SUMMARY

This time it was OU that carried the No. 1 ranking into the game with Maryland ranked third, having lost just one game during the regular season. The Sooners, a perfect 10-0 and in the midst of their 47-game winning streak, trailed 6-0 at the half. The Sooners went into their famous "fast break offense" in the second half and scored three times to post their second Orange Bowl victory. It was the second national championship for Oklahoma.



1958 ORANGE BOWL

Jan. 1 • Miami, Fla. (76,561)

DUKE	21
OKLAHOMA	48

	OU	DU
First Downs	11	16
Rushes-Yards	44-165	69-231
Passing Yards	114	97
Passes-Comp-Int	18-9-3	13-8-2
Plays-Yards	62-279	82-328
Fumbles-Lost	2-1	3-2
Penalties-Yards	12-150	3-25
Punts-Average	7-34.7	10-28.1

SCORE BY QUARTER

Duke	0	7	7	7	-	21
Oklahoma	7	7	7	27	-	48

SCORING

- OU – Baker 94 yd int. return (Dodd kick), 7-0
- OU – Thomas 13 yd run (Dodd kick), 14-0
- DU – McElhaney 1 yd run (Carlton kick), 14-7
- OU – Dodd 1 yd run (Dodd kick), 21-7
- DU – McElhaney 4 yd run (Carlton kick), 21-14
- OU – Sandefer 4 yd run (Dodd kick), 28-14
- OU – Baker 29 yd pass from Hobby (Boyd kick), 35-14
- DU – Dutrow 8 yd run (Carlton kick), 35-21
- OU – Hobby 9 yd pass from Baker (McDaniel kick), 42-21
- OU – Carpenter 73 yd interception of lateral (kick failed), 48-21

STATISTICAL LEADERS

- Rushing: OU – Thomas, 13-62
Duke – Carlton, 15-84
- Passing: OU – Hobby, 4-3-0-48
Duke – Brodhead, 6-4-1-60
- Receiving: OU – Baker, 1-29
Duke – Latimore, 3-33

GAME SUMMARY

The 47-game winning streak had been broken earlier in the season, but the Sooners still came into the game ranked No. 4. Duke, the ACC winner, was unranked. Oklahoma got only six first downs, lost the total offense battle (328 yards to 279) and picked up an OU bowl-record 165 yards in penalties, but used two interception returns for TD, including an OU bowl record 94-yarder from David Baker, two fumble recoveries, a blocked punt and a bad snap from center to win going away. The 48 points marked an all-time OU bowl record that stood until matched by the '91 Gator Bowl team.



1959 ORANGE BOWL

Jan. 1 • Miami, Fla. (75,281)

SYRACUSE	6
OKLAHOMA	21

	OU	SU
First Downs	12	18
Rushes-Yards	44-152	56-239
Passing Yards	93	72
Passes-Comp-Int	4-3-0	25-10-2
Plays-Yards	48-245	81-311
Fumbles-Lost	2-1	2-2
Penalties-Yards	3-35	4-20
Punts-Average	8-37.0	8-31.2

SCORE BY QUARTER

Syracuse	0	0	0	6	-	6
Oklahoma	14	0	7	0	-	21

SCORING

- OU – Gautt 42 yd run (PAT failed), 6-0
- OU – Coyle 79 yd pass from Hobby (PAT pass), 14-0
- OU – Hobby 40 yd punt return (Hobby kick), 21-0
- SU – Weber 15 yd run (run failed), 21-6

STATISTICAL LEADERS

- Rushing: OU – Gautt, 6-94
SU – Anderson, 12-58
- Passing: OU – Hobby, 1-1-0-79
SU – Zimmerman, 22-10-1-72
- Receiving: OU – Coyle, 1-79
SU – Stevens, 5-43

GAME SUMMARY

Waiving the "no repeat rule" because of a new bowl contract, the Sooners played in their second consecutive Orange Bowl, defeating the Syracuse Orangemen 21-6. Oklahoma was led by Prentice Gautt, who scored the game's first TD on the second play of the game with a 42-yard run. Gautt averaged an OU-bowl-record 15.7 yards every time he touched the ball. It was the Sooners' fourth straight Orange Bowl victory. OU ended the season ranked fifth in the nation, its only loss a one-pointer to Texas.



1963 ORANGE BOWL

Jan. 1 • Miami, Fla. (73,380)

ALABAMA	17
OKLAHOMA	0

	OU	UA
First Downs	10	15
Rushes-Yards	52-154	50-174
Passing Yards	106	86
Passes-Comp-Int	8-4-0	17-9-1
Plays-Yards	60-260	67-260
Fumbles-Lost	2-2	1-1
Penalties-Yards	1-5	1-12
Punts-Average	10-34.0	8-40.5

SCORE BY QUARTER

Alabama	7	7	3	0	-	17
Oklahoma	0	0	0	0	-	0

SCORING

UA – Williamson 25 yd pass from Namath (Davis kick), 0-7
 UA – Clark 15 yd run (Davis kick), 0-14
 UA – Davis 19 yd field goal, 0-17

STATISTICAL LEADERS

Rushing: OU – Grisham, 28-107
 UA – Versprille, 14-52
 Passing: OU – Fletcher, 1-1-0-56
 UA – Namath, 17-9-1-86
 Receiving: OU – Bumgardner, 1-56
 UA – Williamson, 4-58

GAME SUMMARY

It was Bud Wilkinson's last bowl game. Paul "Bear" Bryant, coaching his alma mater, repeated his victory as the coach at Kentucky in the 1951 Sugar Bowl with a 17-0 triumph. LB Lee Roy Jordan, the MVP, and QB Joe Namath led the Crimson Tide to the victory. The Sooners had first and goal twice in the first half, but fumbles ended OU's chances and the Sooners never really threatened again. The lone highlight for Oklahoma was a visit by President John F. Kennedy to the Sooners' locker room. Although President Kennedy claimed neutrality, it was obvious by the grimace on his face he was backing OU.



1965 GATOR BOWL

Jan. 2 • Jacksonville, Fla. (50,408)

FLORIDA STATE	36
OKLAHOMA	19

	FSU	OU
First Downs	29	13
Rushes-Yards	217	71
Passing yards	303	209
Passes-Comp-Int	36-23-1	22-10-4
Plays-Yards	59-520	52-280
Fumbles-Lost	2-2	1-1
Penalties-Yards	9-52	7-35
Punts-Average	1-26.0	6-38.0

SCORE BY QUARTER

Florida State	6	18	6	6	-	36
Oklahoma	7	0	6	6	-	19

SCORING

FSU – Ehler 69 yd interception (PAT failed), 0-6
 OU – Kennedy 1 yd run (Metcalf kick), 7-6
 FSU – Biletnikoff 15 yd pass from Tensi (PAT failed), 7-12
 FSU – Biletnikoff 14 yd pass from Tensi (PAT failed), 7-18
 FSU – Biletnikoff 10 yd pass from Tensi (PAT failed), 7-24
 OU – Pannell 2 yd run, (PAT failed), 13-24
 FSU – Floyd 14 yd pass from Tensi (PAT failed), 13-30
 OU – Hart 95 yd pass from Fletcher (PAT failed), 19-30
 FSU – Biletnikoff 6 yd pass from Tensi (PAT failed), 19-36

STATISTICAL LEADERS

Rushing: OU – Ringer, 7-41
 FSU – Spooner, 27-125
 Passing: OU – Fletcher, 7-3-0-117
 FSU – Tensi, 36-23-4-303
 Receiving: OU – Hart, 6-165
 FSU – Biletnikoff, 13-192

GAME SUMMARY

Florida State used a sophisticated passing attack to win easily. To add insult to injury, four of the Seminoles' TD passes were thrown on fourth-down plays. Four Oklahoma players had been found ineligible the night before the game because they had signed pro contracts which was in violation of NCAA rules. FSU wide receiver Fred Biletnikoff finished the game with 13 receptions for 192 yards and four TDs.



1968 ORANGE BOWL

Jan. 1 • Miami, Fla. (77,993)

TENNESSEE	24
OKLAHOMA	26

	OU	UT
First Downs	18	18
Rushes-Yards	50-203	44-172
Passing Yards	107	160
Passes-Comp-Int	18-9-3	na
Plays-Yards	68-310	68-332
Fumbles-Lost	0-0	1-1
Penalties-Yards	2-10	4-27
Punts-Average	5-47	2-32

SCORE BY QUARTER

Tennessee	0	0	14	10	-	24
Oklahoma	7	12	0	7	-	26

SCORING

OU – Warmack 7 yd run (Vashon kick), 7-0
 OU – Hinton 20 yd pass from Warmack (kick failed), 13-0
 OU – Owens 1 yd run (PAT failed), 19-0
 UT – Glover 36 yd interception return (Kremser kick), 19-7
 UT – Fulton 5 yd run (Kremser kick), 19-14
 UT – Kremser 26 yd field goal, 19-17
 OU – Stephenson 25 yd interception (Vashon kick), 26-17
 UT – Warren 1 yd run (Kremser kick), 26-24

STATISTICAL LEADERS

Rushing: OU – Warmack, 17-81
 UT – Chadwick, 12-72
 Passing: OU – Warmack, 18-9-2-107
 UT – Warren, 23-12-2-160
 Receiving: OU – Hinton, 5-87
 UT – Flowers, 4-59

GAME SUMMARY

Oklahoma had won the Big Eight title in Chuck Fairbanks' first year as head coach. Although a slight underdog to the Vols, OU broke out to a 19-0 halftime lead. Tennessee came back to narrow the Sooner lead to 19-17 before Oklahoma defensive back Bob Stephenson picked off a pass and raced 24 yards to give OU an all important insurance TD. The Sooners desperately needed the insurance when Dewey Warren plowed in from a yard out. The Vols then missed a potential game-winning field goal as the gun went off.



1968 BLUEBONNET BOWL

Dec. 31 • Houston, Texas (53,543)

SMU	28
OKLAHOMA	27

	OU	SMU
First Downs	23	22
Rushes-Yards	53-176	33-72
Passing Yards	294	281
Passes-Comp-Int	37-18-3	43-22-2
Plays-Yards	90-479	76-353
Fumbles-Lost	1-1	2-2
Penalties-Yards	6-55	4-34
Punts-Average	6-38.2	7-41.0

SCORE BY QUARTER

SMU	0	0	6	22	-	28
Oklahoma	7	0	14	6	-	27

SCORING


- OU – Warmack 8 yd run (Derr kick), 7-0
- OU – Barr 21 yd pass from Owens (Derr kick), 14-0
- SMU – Richardson 1 yd run (kick failed), 14-6
- OU – Denton 22 yd pass from Ripley (Derr kick), 21-6
- SMU – Richardson 18 yd run (Lesser kick), 21-13
- SMU – Levias 11 yd pass from Hixson (Lesser kick), 21-20
- SMU – Fleming 19 yd pass from Hixson (PAT good), 21-28
- OU – Barr 20 yd pass from Ripley (kick failed), 27-28

STATISTICAL LEADERS

- Rushing: OU – Owens, 36-113
SMU – Richardson, 18-76
- Passing: OU – Ripley, 22-10-2-153
SMU – Hixson, 43-22-2-281
- Receiving: OU – Barr, 8-138
SMU – Levias, 8-112
- Tackles: OU – Casteel, 12
SMU – Cormier, 14

GAME SUMMARY

OU led 20-6 entering the fourth but SMU's Chuck Hixson, passing for 281 yards, led a comeback that produced a 28-21 lead. OU, without injured QB Bob Warmack, narrowed the margin to one on a pass from Mickey Ripley, but missed a two-point conversion for the lead. One last chance came after recovering an onside kick but a field goal attempt from inside the SMU 30-yard line went wide as time expired.



1970 BLUEBONNET BOWL

Dec. 31 • Houston, Texas (53,832)

ALABAMA	24
OKLAHOMA	24

	UA	OU
First Downs	21	19
Rushes-Yards	43-229	60-349
Passing Yards	199	66
Passes-Comp-Int	27-14-0	7-5-0
Plays-Yards	70-428	67-415
Fumbles-Lost	2-1	3-2
Penalties-Yards	7-50	3-42
Punts-Average	4-37.0	5-37.0

SCORE BY QUARTER

Alabama	7	7	3	7	-	24
Oklahoma	7	14	0	3	-	24

SCORING


- OU – Pruitt 58 yd run (Derr kick), 7-0
- UA – Moore 4 yd pass from Hunter (Clemmy kick), 7-7
- OU – Pruitt 25 yd run (Derr kick), 14-7
- UA – Bailey 5 yd pass from Hunter (Clemmy kick), 14-14
- OU – Wylie 2 yd run (Derr kick), 21-14
- UA – Clemmy 21 yd field goal, 21-17
- UA – Hunter 25 yd pass from Musso (Clemmy kick), 21-24
- OU – Derr 42 yd field goal, 24-24

STATISTICAL LEADERS

- Rushing: OU – Crosswhite, 20-111
UA – Musso, 27-138
- Passing: OU – Mildren, 7-5-0-66
UA – Hunter, 26-13-1-174
- Receiving: OU – Harrison, 2-45
UA – Bailey, 4-86

GAME SUMMARY

The emergence of the wishbone and Greg Pruitt were late-season developments that propelled OU to four wins in its last five games and a postseason invitation. The Sooners had switched to the wishbone, and they were running it to perfection by the time the bowl game rolled around. The "bone" produced 349 yards rushing and touchdown runs of 58 and 25 yards by All-American Greg Pruitt, but the Sooners still needed a late field goal by Bruce Derr to forge the tie with the Crimson Tide.



1972 SUGAR BOWL

Jan. 1 • New Orleans, La. (84,031)

AUBURN	22
OKLAHOMA	40

	OU	AU
First Downs	28	15
Rushes-Yards	439	40
Passing Yards	11	250
Passes-Comp-Int	4-1-0	45-20-2
Fumbles-Lost	1-1	2-2
Penalties-Yards	2-12	0-0
Punts-Average	5-35.4	5-48.6

SCORE BY QUARTER

Auburn	0	0	7	15	-	22
Oklahoma	19	12	3	6	-	40

SCORING


- OU – Crosswhite 4 yd run (kick failed), 6-0
- OU – Mildren 5 yd run (Carroll kick), 13-0
- OU – Mildren 4 yd run (kick failed), 19-0
- OU – Mildren 7 yd run (kick failed), 25-0
- OU – Wylie 71 yd punt return (kick failed), 31-0
- AU – Unger 1 yd run (Jett kick), 31-7
- OU – Carroll 53 yd field goal, 34-7
- AU – Unger 1 yd run (Jett kick), 34-14
- OU – Pruitt 2 yd run (kick failed), 40-14
- AU – Cannon 11 yd pass from Sullivan (Beck run), 40-22

STATISTICAL LEADERS

- Rushing: OU – Mildren, 30-149
AU – Unger, 6-38
- Passing: OU – Mildren, 4-1-0-11
AU – Sullivan, 44-20-1-250
- Receiving: OU – Chandler, 1-11
AU – Beasley, 6-117
- Tackles: OU – Selmon, Driscoll 7
AU – Yearout, 16

GAME SUMMARY

OU had lost only one game, the "Game of the Century" to Nebraska on Thanksgiving Day. Auburn featured Heisman Trophy winner Pat Sullivan. It was run versus pass, with OU's runners prevailing. The Sooners roared to a 31-0 halftime lead and amassed 439 yards rushing by game's end to set Oklahoma and Sugar Bowl records. QB Jack Mildren, playing in the final game of his brilliant college career, scored a Sugar Bowl-record three times. OU finished second in the polls to Nebraska with another Big Eight team, Colorado, finishing third.



1972 SUGAR BOWL

Dec. 31 • New Orleans, La. (84,031)

PENN STATE	0
OKLAHOMA	14

	OU	PSU
First Downs	20	11
Rushes-Yards	76-278	28-50
Passing Yards	175	147
Passes-Comp-Int	12-7-0	31-12-1
Plays-Yards	88-453	59-197
Fumbles-Lost	8-5	6-4
Penalties-Yards	3-55	3-15
Punts-Average	8-32.7	10-42.9

SCORE BY QUARTER

Penn State	0	0	0	0	-	0
Oklahoma	7	0	7	0	-	14

SCORING


OU – Owens 27 yd pass from Robertson (Fulcher kick), 7-0
 OU – Crosswhite 1 yd run (Fulcher kick), 14-0

STATISTICAL LEADERS

Rushing:	OU – Pruitt, 21-86 PSU – Nagle, 10-22
Passing:	OU – Robertson, 6-3-0-88 PSU – Hufnagel, 31-12-1-147
Receiving:	OU – Owens, 5-132 PSU – Scott, 3-59
Tackles:	OU – Lucious Selmon, 7 PSU – Skorupan, 13

GAME SUMMARY

Played for the first time on New Year's Eve, the Sugar Bowl brought the Big Eight Champion Sooners to do battle with Joe Paterno's fifth-ranked Nittany Lions. The Sooner defense posted a shutout while allowing only 11 first downs and 49 yards rushing the entire game. It was the first year that freshmen were eligible and Sooner wide receiver Tinker Owens celebrated with five catches, good for 132 yards and one touchdown. It was also the last game for Sooner head coach Chuck Fairbanks who left for the NFL the following spring.



1976 ORANGE BOWL

Jan. 1 • Miami, Fla. (80,307)

MICHIGAN	6
OKLAHOMA	14

	OU	UM
First Downs	16	12
Rushes-Yards	65-282	52-169
Passing Yards	63	33
Passes-Comp-Int	5-3-0	30-2-3
Plays-Yards	70-345	72-202
Fumbles-Lost	4-1	1-0
Penalties-Yards	9-40	5-26
Punts-Average	9-34.9	10-38.6

SCORE BY QUARTER

Michigan	0	0	0	6	-	6
Oklahoma	0	7	0	7	-	14

SCORING


OU – Brooks 39 yd run (DiRienzo kick), 7-0
 OU – Davis 9 yd run (DiRienzo kick), 14-0
 UM – Bell 2 yd run (kick failed), 14-6

STATISTICAL LEADERS

Rushing:	OU – Washington, 17-73 UM – Leach, 13-62
Passing:	OU – Davis, 5-3-0-63 UM – Leach, 15-2-3-30
Receiving:	OU – Owens, 3-63 UM – Bell, 1-17

GAME SUMMARY

It was Oklahoma's first bowl trip under legendary head coach Barry Switzer and a storybook setting. Ohio State, the No. 1-ranked team in the country, had lost in the Rose Bowl earlier in the afternoon. The upset gave the Sooners an opportunity to win the national championship if they could beat the Michigan Wolverines coached by Bo Schembechler. A 39-yard end around by Billy Brooks and a nine-yard keeper by Steve Davis were enough for a 14-6 victory and a fifth national championship.



1976 FIESTA BOWL

Dec. 25 • Tucson, Ariz. (46,315)

WYOMING	7
OKLAHOMA	41

	OU	UW
First Downs	24	14
Rushes-Yards	74-415	42-153
Passing Yards	23	51
Passes-Comp-Int	5-3-0	19-6-5
Plays-Yards	79-438	61-204
Fumbles-Lost	6-3	5-1
Penalties-Yards	2-20	4-30
Punts-Average	0-0	5-25.2
Time of Possession	32:18	27:42
Third Down Conversions	11-20	9-15

SCORE BY QUARTER

Wyoming	0	0	0	7	-	7
Oklahoma	14	6	7	14	-	41

SCORING

OU – Peacock 3 yd run (von Schamann kick), 7-0
 OU – Ivory 4 yd run (von Schamann kick), 14-0
 OU – von Schamann 32 yd field goal, 17-0
 OU – von Schamann 50 yd field goal, 20-0
 OU – Peacock 15 yd run (von Schamann kick), 27-0
 OU – Cumby 4 yd run (von Schamann kick), 34-0
 OU – Shepard 8 yd run (von Schamann kick), 41-0
 UW – Jones 1 yd run (Christopoulos kick), 41-7

STATISTICAL LEADERS

Rushing:	OU – Shepard, 7-85 UW – Jones, 14-68
Passing:	OU – Blevins, 3-2-0-14 UW – Clayton, 14-5-4-54
Receiving:	OU – Hatcher, 2-14 UW – Howard, 3-45
Tackles:	OU – Reese, 7 UW – Coleman, 8

GAME SUMMARY

This was a mismatch that was decided early on as Oklahoma rolled up almost 500 yards in total offense and cruised to an easy victory. The Sooners led 27-0 at the third quarter mark before the reserves added two more scores in the fourth period. OU did not punt the entire game, the only time in Sooner bowl history that had happened.

1978 ORANGE BOWL	
Jan. 2 • Miami, Fla. (69,500)	
ARKANSAS	31
OKLAHOMA	6

	OU	UA
First Downs	14	15
Rushes-Yards	49-230	60-317
Passing Yards	80	90
Passes-Comp-Int	14-7-0	12-7-1
Plays-Yards	63-310	72-407
Fumbles-Lost	4-3	2-1
Penalties-Yards	5-25	7-50
Punts-Average	5-44.4	4-40.5

SCORE BY QUARTER

Arkansas	14	0	10	7	-	31
Oklahoma	0	0	0	6	-	6

SCORING

UA – Sales 1 yd run (Little kick), 0-7
 UA – Sales 4 yd run (Little kick), 0-14
 UA – Calcagni 1 yd run (Little kick), 0-21
 UA – Little 32 yd field goal, 0-24
 OU – Hicks 8 yd pass from Blevins (kick failed), 6-24
 UA – White 20 yd run (Little kick), 6-31

STATISTICAL LEADERS

Rushing: OU – Peacock, 15-117
 UA – Sales, 22-205
 Passing: OU – Lott, 7-4-0-42
 ARK – Calcagni, 11-7-1-90
 Receiving: OU – Rhodes, 3-46
 ARK – Sales, 4-52
 Tackles: OU – Kinlaw, 11
 ARK – Jackson, 7

GAME SUMMARY

Called by Barry Switzer, "the most disappointing loss of my career," OU was a victim of one of the biggest upsets in bowl history. When Notre Dame downed Texas in the Cotton Bowl, OU was in the running for a national championship. A big win over Arkansas might impress the voters and secure the crown for the Sooners. As a result, Switzer went against his own strategy by choosing to receive the opening kickoff rather than play defense. OU fumbled inside its own 10 on the third play of the game and Arkansas immediately scored for a lead it never relinquished.

1979 ORANGE BOWL	
Jan. 1 • Miami, Fla. (66,635)	
NEBRASKA	24
OKLAHOMA	31

	NU	OU
First Downs	27	17
Rushes-Yards	54-217	53-292
Passing Yards	220	47
Passes-Comp-Int	31-18-2	3-2-0
Plays-Yards	85-437	56-339
Fumbles-Lost	0-0	1-1
Penalties-Yards	8-96	6-50
Punts-Average	2-37.5	3-39.3
Third Down Conversions	8-18	7-12
Sacks By-Yards	1-1	1-5

SCORE BY QUARTER

Nebraska	7	0	3	14	-	24
Oklahoma	7	7	17	0	-	31

SCORING

NU – Smith 21 yd pass from Sorley (Todd kick), 0-7
 OU – Sims 3 yd run (von Schamann kick), 7-7
 OU – Lott 3 yd run (von Schamann kick), 14-7
 OU – Sims 11 yd run (von Schamann kick), 21-7
 OU – von Schamann 26 yd field goal, 24-7
 NU – Todd 31 yd field goal, 24-10
 OU – Lott 2 yd run (von Schamann kick), 31-10
 NU – Berns 1 yd run (Todd kick), 31-17
 NU – Miller 2 yd pass from Sorley (Todd kick), 31-24

STATISTICAL LEADERS

Rushing: OU – Sims, 25-134
 NU – Berns, 19-99
 Passing: OU – Lott, 3-2-0-47
 NU – Sorley, 31-18-2-220
 Receiving: OU – Rhodes, 1-38
 NU – Smith, 3-62
 Tackles: OU – Kinlaw, 11
 NU – Andrews, 9

GAME SUMMARY

A truly amazing turn of events produced a rematch after Nebraska's victory in November. The Sooners, ranked No. 1 with one loss, had lost a heartbreaker to the Cornhuskers, 17-14, on a late fumble at the NU three-yard line. When the Huskers were upset the following week by Missouri, producing a Big Eight Championship tie, the Orange Bowl officials came up with the idea of a rematch, much to the Sooners' joy and the Huskers' shock. It went as predicted: an Oklahoma victory.

1980 ORANGE BOWL	
Jan. 1 • Miami, Fla. (66,714)	
FLORIDA STATE	7
OKLAHOMA	24

	FSU	OU
First Downs	11	22
Rushes-Yards	35-82	59-411
Passing Yards	100	36
Passes-Comp-Int	27-8-3	4-2-0
Plays-Yards	62-182	63-447
Fumbles-Lost	1-0	5-4
Penalties-Yards	4-20	3-28
Punts-Average	9-42.2	4-25.0
Third Down Conversions	6-15	9-15
Sacks By-Yards	0-0	1-4

SCORE BY QUARTER

Florida State	7	0	0	0	-	7
Oklahoma	0	17	0	7	-	24

SCORING

FSU – Whitting 1 yd run (Chappelen kick), 0-7
 OU – Watts 61 yd run (Keeling kick), 7-7
 OU – Wilson 5 yd run (Keeling kick), 14-7
 OU – Keeling 24 yd field goal, 17-7
 OU – Sims 22 yd run (Keeling kick), 24-7

STATISTICAL LEADERS

Rushing: OU – Sims, 24-164
 FSU – Lyles, Whiting, 13-40
 Passing: OU – Watts, 4-2-0-36
 FSU – Jordan, 16-6-1-76
 Receiving: OU – Nixon, 2-36
 FSU – King, Childers, 2-24
 Tackles: OU – Cumby, 9
 FSU – Herring, 16

GAME SUMMARY

The Big Eight Champion Sooners met an undefeated Florida State team on New Year's night. After the Seminoles took a 7-0 first-quarter lead, OU unleashed 17 second-quarter points to take the lead for good. J.C. Watts was named Orange Bowl MVP on offense. He scored on a 61-yard option play and rushed for more than 100 yards. Bud Hebert, who recorded three interceptions, earned the award on defense. Billy Sims wrapped up his brilliant collegiate career scoring on a 22-yard pitch from Watts. Oklahoma finished third in the country and won the Orange Bowl for the third time in five tries under Switzer. The Seminoles crossed midfield only two times after the first quarter and never passed the 35-yard line.

**1981 ORANGE BOWL**

Jan. 1 • Miami, Fla. (71,043)

OKLAHOMA	18
FLORIDA STATE	17

	OU	FSU
First Downs	18	23
Rushes-Yards	55-156	60-212
Passing Yards	128	51
Passes-Comp-Int	12-7-0	15-11-0
Plays-Yards	67-284	75-263
Fumbles-Lost	7-5	1-0
Penalties-Yards	4-32	5-58
Punts-Average	2-37.0	4-42.5
Third Down Conversions	8-16	8-17

SCORE BY QUARTER

Oklahoma	0	3	7	8	-	18
Florida State	0	7	3	7	-	17

SCORING

FSU – Williams 10 yd run (Capece kick), 0-7
 OU – Keeling 53 yd field goal, 3-7
 OU – Overstreet 4 yd run (Keeling kick), 10-7
 FSU – Capece 19 yd field goal, 10-10
 FSU – Recovered fumble in OU end zone (Capece kick), 10-17
 OU – Rhodes 11 yd pass from Watts (Valora pass from Watts), 18-17

STATISTICAL LEADERS

Rushing:	OU – Watts, 25-48 FSU – Williams, 19-99
Passing:	OU – Watts, 12-7-0-128 FSU – Stockstill, 15-11-0-51
Receiving:	OU – Rhodes, 2-53 FSU – Williams, 2-27
Tackles:	OU – Coast, 15 FSU – Piurowski, 12

GAME SUMMARY

This contest featured a rematch with a great deal more excitement as OU turned to a foreign weapon, the pass, to notch its third straight Orange Bowl win. QB J.C. Watts was chosen MVP and with good reason. The Sooners used a fourth-quarter TD to break a 10-10 tie and seemingly gain control. OU was forced to start deep in its own territory after the kickoff with little time left. Watts went to work and passed the Sooners to the 11-yard line where he hit Steve Rhodes with a TD strike to pull the Sooners to within one with less than a minute to go. Watts then proceeded to hit tight end Forrest Valora for the two-point conversion that gave the Sooners their ninth Orange Bowl victory, including three in the last four years. Oklahoma finished ranked No. 3 in the nation.

**1981 SUN BOWL**

Dec. 26 • El Paso, Texas (33,816)

HOUSTON	14
OKLAHOMA	40

	UH	OU
First Downs	26	15
Rushes-Yards	59-157	54-409
Passing Yards	228	2
Passes-Comp-Int	29-18-1	5-1-1
Plays-Yards	88-385	59-407
Fumbles-Lost	4-3	2-1
Penalties-Yards	2-27	7-48
Punts-Average	6-37.0	5-38.6
Third Down Conversions	7-16	3-11

SCORE BY QUARTER

Houston	0	7	0	7	-	14
Oklahoma	7	0	3	30	-	40

SCORING

OU – Shepard 34 yd run (Keeling kick), 7-0
 UH – Wilson 1 yd run (Clendenen kick), 7-7
 OU – Keeling 32 yd field goal, 10-7
 OU – Shepard 1 yd run (Keeling kick), 17-7
 OU – Keeling 49 yd field goal, 20-7
 OU – Sims 30 yd run (Keeling kick), 27-7
 UH – Jordan 6 yd run (Clendenen kick), 27-14
 OU – Mills 2 yd run (kick failed), 33-14
 OU – Truit 28 yd interception return (Keeling kick), 40-14

STATISTICAL LEADERS

Rushing:	OU – Sims, 15-181 UH – Polk, 19-74
Passing:	OU – Shepard, 5-1-1-2 UH – Wilson, 28-11-1-216
Receiving:	OU – Ross, 1-2 UH – Durham, 1-60
Tackles:	OU – Benson, 10 UH – Turner, 13

GAME SUMMARY

OU ended the season on a bright note with an easier than anticipated 40-14 victory over Houston. MVP Darrell Shepard, who began his career at the UH, scored two touchdowns against his former team. The Sooners scored 30 fourth quarter points to turn a seat squirmer into a rout. Freshman Fred Sims rolled up 181 yards rushing in the game after rushing for just 179 in the regular season.

**1983 FIESTA BOWL**

Jan. 1 • Tempe, Ariz. (70,553)

ARIZONA STATE	32
OKLAHOMA	31

	ASU	OU
First Downs	25	19
Rushes-Yards	43-100	63-417
Passing Yards	329	40
Passes-Comp-Int	35-17-2	10-4-1
Plays-Yards	78-429	73-457
Fumbles-Lost	3-0	6-4
Penalties-Yards	7-64	8-68
Punts-Average	6-43.5	4-29.5
Time of Possession	30:31	29:29
Third Down Conversions	6-15	9-19
Sacks By-Yards	0-0	4-6

SCORE BY QUARTER

Arizona State	0	11	7	14	-	32
Oklahoma	7	6	8	0	-	21

SCORING

OU – Wilson 1 yd run (Keeling kick), 7-0
 ASU – Zendejas 32 yd field goal, 7-3
 ASU – Phelps safety in end zone, 7-5
 ASU – Zendejas 22 yd field goal, 8-7
 OU – Wilson 1 yd run (rush PAT no good), 13-8
 ASU – Zendejas 54 yd field goal, 13-11
 OU – Clark 15 yd run (Zendejas kick), 13-18
 OU – Sims 19 yd run (Phelps to Fontenette), 21-18
 ASU – Moore 1 yd run (Zendejas kick), 21-25
 ASU – Brown 52 yd pass from Hons (Zendejas kick), 21-32

STATISTICAL LEADERS

Rushing:	OU – Dupree, 17-242 ASU – Moore, 20-64
Passing:	OU – Phelps, 10-4-1-40 ASU – Hons, 35-17-2-329
Receiving:	OU – Lewis, 2-23 ASU – Moore, 3-88
Tackles:	OU – Sanders, 11 ASU – Richardson, 15

GAME SUMMARY


The magic of Marcus Dupree ran out as the Sun Devils rallied for 14 fourth-quarter points to win the first meeting between the two. Dupree ran wild early, amassing 239 yards before recurrent leg injuries forced him out in the third quarter. The turning point came when Oklahoma punter Michael Keeling could not get his punt away and was forced to throw an illegal pass. The Devils took over at the OU 43 and later scored when Darryl Clark raced 15 yards for a touchdown.



BOWL RECAPS

7 NATIONAL CHAMPIONSHIPS

10 BIG 12 CHAMPIONSHIPS



1985 ORANGE BOWL
Jan. 1 • Miami, Fla. (56,294)

WASHINGTON	28
OKLAHOMA	17

	UW	OU
First Downs	17	17
Rushes-Yards	43-192	54-162
Passing Yards	119	124
Passes-Comp-Int	21-9-3	21-6-1
Plays-Yards	64-311	75-286
Fumbles-Lost	3-1	6-2
Penalties-Yards	5-25	8-60
Punts-Average	6-37.7	7-34.6
Time of Possession	28:56	31:04
Third Down Conversions	3-13	6-18

SCORE BY QUARTER

Washington	14	0	0	14	-	28
Oklahoma	0	14	0	3	-	17

SCORING

- UW – Greene 29 yd pass from Siruco (Jaeger kick), 0-7
- UW – Robinson 1 yd run (Jaeger kick), 0-14
- OU – Bradley 1 yd run (Lashar kick), 7-14
- OU – Shepard 61 yd pass from Bradley (Lashar kick), 14-14
- OU – Lashar 35 yd field goal, 17-14
- UW – Pattison 12 yd pass from Millen (Jaeger kick), 17-21
- UW – Fenney 6 yd run (Jaeger kick), 17-28

STATISTICAL LEADERS

- Rushing: OU – Carr, 10-63
UW – Robinson, 28-135
- Passing: OU – Bradley, 21-6-1-124
UW – Sirucuro, 17-7-3-78
- Receiving: OU – Shepard, 3-87
UW – Greene, 4-97
- Tackles: OU – Brown, Reed, 6
UW – Kelly, 11

GAME SUMMARY

Brigham Young was No. 1 in the polls, but Sooner head coach Barry Switzer had argued that the Sooners should be No. 1 because of a tougher schedule. A win over a fine Husky team would solidify that claim. However, Washington refused to cooperate and turned a 17-14 fourth quarter deficit into a 28-17 triumph. The game was marked by a bizarre incident when, after thinking an Oklahoma field goal was good, the Sooner Schooner raced onto the field as called for by tradition. A penalty negated the field goal, but the Schooner became stuck in the muddy field in front of UW's bench, resulting in a 15-yard penalty. The following 42-yard try was no good.



1986 ORANGE BOWL
Jan. 1 • Miami, Fla. (74,178)

PENN STATE	10
OKLAHOMA	25

	PSU	OU
First Downs	14	12
Rushes-Yards	36-103	52-228
Passing Yards	164	91
Passes-Comp-Int	34-18-4	6-3-0
Plays-Yards	70-267	58-319
Fumbles-Lost	2-1	5-1
Penalties-Yards	6-49	7-45
Punts-Average	6-46.3	5-42.6
Time of Possession	31:23	28:37
Third Down Conversions	7-15	5-16
Sacks By-Yards	0-0	2-10

SCORE BY QUARTER

Penn State	7	3	0	0	-	10
Oklahoma	0	16	3	6	-	25

SCORING


- PSU – Manoa 1 yd run (Manca kick), 0-7
- OU – Lashar 26 yd field goal, 3-7
- OU – Jackson 71 yd pass from Holieway (Lashar kick), 10-7
- OU – Lashar 31 yd field goal, 13-7
- OU – Lashar 21 yd field goal, 16-7
- PSU – Manca 27 yd field goal, 16-10
- OU – Lashar 22 yd field goal, 19-10
- OU – Carr 61 yd run (kick failed), 25-10

STATISTICAL LEADERS

- Rushing: OU – Carr, 19-148
PSU – Dozier, 12-39
- Passing: OU – Holieway, 6-3-0-91
PSU – Knizner, 11-8-1-90
- Receiving: OU – Jackson, 2-83
PSU – Dimidio, 6-50
- Tackles: OU – Bosworth, 13
PSU – Alexander, 9

GAME SUMMARY

A swarming defense, a record field goal performance and two big plays helped the Oklahoma Sooners defeat Penn State to capture both the Orange Bowl and the program's sixth national championship. Butkus Award winner Brian Bosworth had 13 solo tackles and the Oklahoma secondary picked off four Penn State passes to thwart any rallies. Tim Lashar booted an Orange Bowl record four field goals to give the Sooners an early lead. Lydell Carr and Keith Jackson then provided big plays, a 61-yard jaunt by Carr and a 71-yard pass play from Jamelle Holieway to Jackson.



1987 ORANGE BOWL
Jan. 1 • Miami, Fla. (57,291)

ARKANSAS	8
OKLAHOMA	42

	UA	OU
First Down	17	11
Rushes-Yards	45-48	48-366
Passing Yards	192	47
Passes-Comp-Int	33-16-5	5-2-0
Plays-Yards	81-240	53-413
Fumbles-Loss	2-0	3-2
Penalties-Yards	3-25	4-40
Punts-Average	9-41.1	5-47.6
Time of Possession	35:29	24:31
Third Down Conversions	8-18	5-12
Sacks By-Yards	7-51	0-0

SCORE BY QUARTER

Arkansas	0	0	0	8	8
Oklahoma	0	14	14	14	42

SCORING

- OU – Tillman 77 yd run (Lashar kick), 7-0
- OU – Tillman 21 yd run (Lashar kick), 14-0
- OU – Holieway 2 yd run (Lashar kick), 21-0
- OU – Holieway 4 yd run (Lashar kick), 28-0
- OU – Stafford 13 yd run (Lashar kick), 35-0
- OU – Parham 49 yd run (Lashar kick), 42-0
- ARK – Thomas 2 yd run (Shibest pass from Bland), 42-8

STATISTICAL LEADERS

- Rushing: OU – Tillman, 7-109
ARK – Thomas, 22-59
- Passing: OU – Holieway, 3-2-0-47
ARK – Thomas, 26-13-4-129
- Receiving: OU – Shepard, 1-36
ARK – Shibest, 4-83
- Tackles: OU – Jones, 9
ARK – Atwater, 7

GAME SUMMARY

After nine years, Barry Switzer avenged his most embarrassing loss, coaching Oklahoma to a 42-8 rout of Arkansas. LB Danté Jones, playing in place of All-American Brian Bosworth, led the defense, which held the Hogs to just 48 rushing yards. Spencer Tillman gained 109 yards rushing on just seven carries. His totals included a 77-yard TD to give OU the early 7-0 lead. Todd Thomsen set an Orange Bowl record with five punts for a 47.6-yard average.



1988 ORANGE BOWL

Jan. 1 • Miami, Fla. (74,760)

MIAMI	20
OKLAHOMA	14

	OU	UM
First Downs	13	15
Rushes-Yards	53-179	38-72
Passing Yards	76	209
Passes-Comp-Int	13-5-0	30-18-1
Plays-Yards	66-255	68-281
Fumbles-Lost	4-2	0-0
Penalties-Yards	5-39	8-85
Punts-Average	8-39.0	6-44.7
Time of Possession	27:52	32:08
Third Down Conversions	6-18	9-18
Sacks By-Yards	1-5	1-5

SCORE BY QUARTER

Miami	7	0	10	3	-	20
Oklahoma	0	7	0	7	-	14

SCORING

UM – Bratton 30 yd pass from Walsh (Cox kick), 0-7
 OU – Stafford 1 yd run (Lashar kick), 7-7
 UM – Cox 56 yd field goal, 7-10
 UM – Irvin 23 yd pass from Walsh (Cox kick), 7-17
 UM – Cox 48 yd field goal, 7-20
 OU – Hutson 29 yd run (Lashar kick), 14-20

STATISTICAL LEADERS

Rushing: OU – Collins, 10-50
 UM – Williams, 19-41
 Passing: OU – Thompson, 12-4-0-56
 UM – Walsh, 30-18-1-209
 Receiving: OU – Jackson, 3-45
 UM – Bratton, 9-102
 Tackles: OU – Reed, 9
 UM – Clark, 14

GAME SUMMARY

The Sooners' hopes of winning their seventh national championship were put to rest by Miami, 20-14. The Hurricanes took the opening kickoff and moved 65 yards in eight plays for a 7-0 lead, then never looked back. The Sooner offense, which led the nation in six categories, was held to only 179 rushing yards and 255 overall. Late in the fourth quarter, the Sooners scored on a 29-yard fumblerooski which gave the Oklahoma faithful a flicker of hope. The Hurricane defenders blew it out when they sacked quarterback Charles Thompson and caused a fumble to ensure the victory.



1989 CITRUS BOWL

Jan. 2 • Orlando, Fla. (53,571)

OKLAHOMA	6
CLEMSON	13

	CU	OU
First Downs	12	17
Rushes-Yards	48-187	43-116
Passing Yards	57	138
Passes-Comp-Int	11-5-0	24-10-1
Plays-Yards	59-244	67-254
Fumbles-Lost	1-0	4-1
Penalties-Yards	7-76	5-50
Punts-Average	7-44.3	5-38.6
Time of Possession	29:30	30:30
Third Down Conversions	6-15	4-14
Sacks By-Yards	0-0	0-0

SCORE BY QUARTER

Oklahoma	3	0	3	0	-	6
Clemson	0	6	0	7	-	13

SCORING

OU – Lashar 35 yd field goal, 3-0
 CU – Gardocki 20 yd field goal, 3-3
 CU – Gardocki 46 yd field goal, 3-6
 OU – Lashar 30 yd field goal, 6-6
 CU – Allen 4 yd run (Seyle kick), 6-13

STATISTICAL LEADERS

Rushing: OU – Perry, 12-52
 CU – McFadden, 9-55
 Passing: OU – Holieway, 24-10-1-138
 CU – Williams, 11-5-0-57
 Receiving: OU – Cabiness, 3-78
 CU – Allen, 4-47
 Tackles: OU – Dillon, 11
 CU – McDaniel, 11

GAME SUMMARY

After a dry three quarters and the score deadlocked at 6-6, Clemson held off a late Sooner rally to post a 13-6 victory and give the ACC its first victory over the Sooners in 16 tries. On the Sooners' last possession, OU took the ball over on its own 20 with 2:59 left on the clock. QB Jamelle Holieway, playing in his final game, scampered 11 yards on a fourth down to keep the drive alive. Holieway then completed passes of five, seven, four, 12, seven, 12 and 13 yards, to get OU inside the Tiger 14 with 12 seconds remaining. Two desperation heaves by Holieway dropped incomplete to end all Oklahoma hopes.



1991 GATOR BOWL

Dec. 29 • Jacksonville, Fla. (62,003)

OKLAHOMA	48
VIRGINIA	14

	OU	UVA
First Downs	36	13
Rushes-Yards	51-261	26-101
Passing Yards	357	142
Passes-Comp-Int	36-27-0	29-12-1
Plays-Yards	87-618	55-243
Fumbles-Lost	1-1	4-1
Penalties-Yards	12-128	6-48
Punts-Average	3-40.3	8-34.8
Time of Possession	37:54	22:06
Third Down Conversions	8-14	2-12
Sacks By-Yards	1-9	0-0

SCORE BY QUARTER

Oklahoma	7	27	14	0	-	48
Virginia	0	7	0	7	-	14

SCORING

OU – Mickey 10 yd pass from Gundy (Blanton kick), 7-0
 OU – Gaddis 2 yd run (Blanton kick), 14-0
 OU – Gaddis 8 yd run (Blanton kick), 21-0
 OU – Jones 4 yd blocked punt (Blanton kick), 28-0
 OU – Mickey 13 yd pass from Gundy (kick blocked), 34-0
 UVA – Davis 22 yd pass from Blundin (Husted kick), 34-7
 OU – Rasheed 7 yd run (Blanton kick), 41-7
 OU – Gaddis 7 yd run (Blanton kick), 48-7
 UVA – Tomlin 23 yd pass from Blundin (Husted kick), 48-14

STATISTICAL LEADERS

Rushing: OU – Gaddis, 20-104
 UVA – Kirby, 13-66
 Passing: OU – Gundy, 31-25-0-324
 UVA – Blundin, 26-12-1-142
 Receiving: OU – Warren, 5-110
 UVA – Mundy, 3-44
 Tackles: OU – Wilson, 8
 UVA – Lewis, 15

GAME SUMMARY

Cale Gundy unleashed one of the greatest postseason passing efforts in school history as Oklahoma crushed Virginia, 48-14. Gundy was 25-of-31, including 11 straight completions, for 329 yards and two TDs. The Sooners scored touchdowns on four of their first five possessions to put the game out of reach before halftime. The OU defense never allowed the Cavaliers inside the 20. The 48 points tied the OU bowl game record (48-21 over Duke in the '58 Orange Bowl).



BOWL RECAPS

7 NATIONAL CHAMPIONSHIPS

10 BIG 12 CHAMPIONSHIPS



1993 JOHN HANCOCK BOWL
Dec. 24 • El Paso, Texas (43,848)

TEXAS TECH	10
OKLAHOMA	41

	OU	TTU
First Downs	21	18
Rushes-Yards	50-177	33-116
Passing Yards	215	199
Passes-Comp-Int	26-15-1	37-19-4
Plays-Yards	76-392	70-315
Fumbles-Lost	4-2	0-0
Penalties-Yards	9-65	6-65
Punts-Average	7-48.3	7-42.6
Time of Possession	35:22	24:38
Third Down Conversions	4-11	6-17
Sacks By-Yards	1-5	6-31

SCORE BY QUARTER

Texas Tech	0	3	7	0	-	10
Oklahoma	14	14	0	13	-	41

SCORING


- OU – Chandler 2 yd run (Blanton kick), 7-0
- OU – Brady 9 yd pass from Gundy (Blanton kick), 14-0
- TT – Davis 22 yd field goal, 14-3
- OU – Warren 34 yd pass from Gundy (Blanton kick), 21-3
- OU – Brady 15 yd pass from Gundy (Blanton kick), 28-3
- TT – Morris 2 yd run (Davis kick), 28-10
- OU – Moore 32 yd run (Blanton kick), 35-10
- OU – Moore 6 yd run (no PAT attempt), 41-10

STATISTICAL LEADERS

- Rushing: OU – Moore, 15-85
TT – Morris, 27-95
- Passing: OU – Gundy, 26-15-1-215
TT – Hall, 37-19-4-199
- Receiving: OU – Warren, 4-93
TT – Mitchell, 6-87
- Tackles: OU – Coats, 8
TT – Wright, Banks, 9

GAME SUMMARY

QB Cale Gundy brilliantly guided Oklahoma's offense and the Sooner defense slowed Doak Walker Award winner Bam Morris as OU claimed a 41-10 win. The Sooners scored the first two times they had the ball. Another Gundy TD pass boosted the lead to 21-3. Just over a minute later, the game MVP hit again and Oklahoma was cruising at halftime 28-3. Meanwhile, the nation's second-leading rusher was held to just 95 yards by the Sooner defense.



1994 COPPER BOWL
Dec. 29 • Tucson, Ariz. (45,122)

BYU	31
OKLAHOMA	6

	BYU	OU
First Downs	28	16
Rushes-Yards	33-71	33-72
Passing Yards	485	163
Passes-Comp-Int	46-32-0	30-13-1
Plays-Yards	79-556	63-235
Fumbles-Lost	0	0
Penalties-Yards	6-48	7-44
Punts-Average	4-37.0	8-37.1
Time of Possession	35:16	24:44
Third Down Conv.	8-14	3-13
Sacks By-Yards	1-13	1-3

SCORE BY QUARTER

BYU	7	10	7	7	-	31
Oklahoma	0	0	0	6	-	6

SCORING

- BYU – Doman 7 yd pass from Walsh (Lauder kick), 0-7
- BYU – Lauder 22 yd field goal, 0-10
- BYU – Johnston 25 yd pass from Walsh (Lauder kick), 0-17
- BYU – Johnston 4 yd pass from Walsh (Lauder kick), 0-24
- OU – Moore 2 yd run (PAT failed), 6-24
- BYU – Doman 28 yd pass from Walsh (Lauder kick), 6-31

STATISTICAL LEADERS

- Rushing: OU – Moore, 9-41
BYU – Willis, 11-41
- Passing: OU – Brown, 30-13-1-163
BYU – Walsh, 45-31-4-454
- Receiving: OU – Hall, 5-75
BYU – Willis, 7-103
- Tackles: OU – Simpson, 13
BYU – Cook, 8

GAME SUMMARY

After completing its worst regular season in 30 years, and playing under a head coach who had resigned, Oklahoma ended its season with a dismal 31-6 loss. The Sooners started reserve QB Terence Brown, who had completed one of three passes on the season. Season starter Garrick McGee had contracted spinal meningitis and was unable to play. OU's defense surrendered 485 yards and four touchdowns through the air. BYU's John Walsh set Copper Bowl records for completions (31) and TD passes (4). Sooner linebacker Broderick Simpson was defensive player of the game with 13 tackles, a sack and a pass breakup.



1999 INDEPENDENCE BOWL
Dec. 31 • Shreveport, La. (49,843)

MISSISSIPPI	27
OKLAHOMA	25

	UM	OU
First Downs	19	27
Rushes-Yards	33-159	23-91
Passing Yards	202	390
Passes-Comp-Int	29-18-2	54-39-1
Plays-Yards	62-361	77-481
Fumbles-Lost	1-0	3-3
Penalties-Yards	3-13	4-35
Punts-Average	5-39.4	1-10.0
Time of Possession	29:24	30:36
Third Down Conv.	5-11	7-13
Sacks By-Yards	3-16	3-24

SCORE BY QUARTER

Mississippi	7	14	0	6	-	27
Oklahoma	3	0	15	7	-	25

SCORING

- UM – McAllister 25 yd pass from Miller (Binkley kick), 0-7
- OU – Duncan 34 yd field goal, 3-7
- UM – Bettis 9 yd pass from Miller (Binkley kick), 3-14
- UM – McAllister 80 yd run (Binkley kick), 3-21
- OU – Jackson 3 yd pass from Heupel (Duncan kick), 10-21
- OU – Daniels 41 yd pass from Heupel (Hammons pass), 18-21
- UM – Binkley 29 yd field goal, 18-24
- OU – Griffin 17 yd pass from Heupel (Duncan kick), 25-24
- UM – Binkley 39 yd field goal, 25-27

STATISTICAL LEADERS

- Rushing: OU – Griffin, 12-86
UM – McAllister, 17-121
- Passing: OU – Heupel, 53-39-1-390
UM – Miller, 28-18-2-202
- Receiving: OU – Daniels, 6-109
UM – McAllister, 3-55
- Tackles: OU – Rideau, 7
UM – Taylor, Strong, 8

GAME SUMMARY

In the final college game of the 20th century, Ole Miss topped Oklahoma in a thriller, 27-25. OU quarterback and game offensive MVP Josh Heupel set school and Independence Bowl records for attempts (53), completions (39) and yards (390), and tied the record for touchdowns (3). Jarraill Jackson tied the Independence Bowl record for receptions with 10. Ole Miss' Les Binkley kicked a 39-yard field goal for the win on the last play of the game.



2001 ORANGE BOWL

Jan. 3 • Miami, Fla. (76,835)

FLORIDA STATE	2
OKLAHOMA	13

	FSU	OU
First Downs	14	12
Rushes-Yards	17-27	36-56
Passing Yards	274	214
Passes-Comp-Int	52-25-2	39-25-1
Plays-Yards	69-301	75-270
Fumbles-Lost	3-1	2-1
Penalties-Yards	6-38	7-45
Punts-Average	10-44.7	8-41.1
Time of Possession	23:27	36:33
Third Down Conversions	1-15	7-19
Sacks By-Yards	2-13	1-2

SCORE BY QUARTER

Florida State	0	0	0	2	-	2
Oklahoma	3	0	3	7	-	13

SCORING

OU – Duncan 27 yd field goal, 3-0
 OU – Duncan 42 yd field goal, 6-0
 OU – Griffin 10 yd run (Duncan kick), 13-0
 FSU – Team safety, 13-2

STATISTICAL LEADERS

Rushing: OU – Griffin, 11-40
 FSU – Minor, 13-20
 Passing: OU – Heupel, 39-25-1-214
 FSU – Weinke, 51-25-2-274
 Receiving: OU – Norman, 3-49
 FSU – Bell, 7-137
 Tackles: OU – Thompson, 7
 FSU – Allen, 12

GAME SUMMARY

Top-ranked Oklahoma used a smothering defense to shut down the third-ranked Seminoles and Josh Heupel generated enough offense to lead OU to a perfect season. As the nation's only unbeaten team, the Sooners were the unanimous winners of the AP media poll. They were automatically crowned national champions in the coaches' poll under the Bowl Championship Series format. Led by Orange Bowl MVP Torrance Marshall, the Sooners time and again forced Florida State's Chris Weinke into bad decisions. Tim Duncan kicked two field goals and Quentin Griffin scored the clinching touchdown on a 10-yard run up the middle with 8:30 to play. Florida State avoided its first shutout in 12 seasons when Stanford Samuels tackled OU punter Jeff Ferguson in the end zone for a safety with 55 seconds remaining.



2002 COTTON BOWL

Jan. 1 • Dallas, Texas (72,955)

OKLAHOMA	10
ARKANSAS	3

	OU	UA
First Downs	11	6
Rushes-Yards	34-56	42-37
Passing Yards	175	13
Passes-Comp-Int	32-24-0	13-2-1
Plays-Yards	66-231	55-50
Fumbles-Lost	2-1	1-1
Penalties-Yards	9-76	6-54
Punts-Average	9-34.9	8-40.5
Time of Possession	33:34	26:26
Third Down Conversions	6-18	1-14
Sacks By-Yards	9-55	4-27

SCORE BY QUARTER

Oklahoma	7	0	3	0	-	10
Arkansas	0	0	0	3	-	3

SCORING

OU – Hybl 1 yd run (Duncan kick), 7-0
 OU – Duncan 32 yd field goal, 10-0
 UA – O'Donohoe 32 yd field goal, 10-3

STATISTICAL LEADERS

Rushing: OU – Griffin, 19-56
 ARK – Holmes, 8-27
 Passing: OU – Hybl, 32-24-0-175
 ARK – Clark, 12-2-1-13
 Receiving: OU – Norman, 7-74
 ARK – Wilson, 1-7
 Tackles: OU – Calmus, 10
 ARK – Petty, Bua, 7.5

GAME SUMMARY

Arkansas' defense played well, but few will remember. Oklahoma's defense was that much better. The final statistics were as chilling and stark as the weather. The Razorbacks, who reached OU territory just two times the entire game, could muster only 13 passing yards on two completions while their rushing attempts (42) outnumbered their rushing yards (37). Sooner defenders tied a school and Cotton Bowl record with a whopping nine sacks. Late in the first quarter, Oklahoma set sail on a 13-play, 63-yard scoring drive that culminated in a one-yard sneak by quarterback Nate Hybl. Along the way, the Sooners converted two third downs and one fourth. The resulting touchdown and PAT made the rest of the afternoon academic. OU added a 32-yard field goal by Tim Duncan in the third frame to build a 10-0 advantage that felt like twice that given the play of the defense. Arkansas, aided by penalties, finally scratched out a field goal, but no serious threat to the outcome was ever mounted.



2003 ROSE BOWL

Jan. 1 • Pasadena, Calif. (86,848)

OKLAHOMA	34
WASHINGTON STATE	14

	OU	WSU
First Downs	19	11
Rushes-Yards	46-146	21-4
Passing Yards	240	239
Passes-Comp-Int	29-19-0	34-17-2
Plays-Yards	75-386	55-243
Fumbles-Lost	2-1	3-1
Penalties-Yards	4-28	9-52
Punts-Average	5-29.0	6-46.0
Time of Possession	37:14	22:46
Third Down Conversions	9-20	2-11
Sacks By-Yards	6-59	3-27

SCORE BY QUARTER

Oklahoma	3	14	3	14	-	34
Washington State	0	0	0	14	-	14

SCORING

OU – DiCarlo 45 yd field goal, 3-0
 OU – Savage 12 yd pass from Hybl (DiCarlo kick), 10-0
 OU – Perkins 51 yd punt return (DiCarlo kick), 17-0
 OU – DiCarlo 30 yd field goal, 20-0
 OU – Fagan 9 yd pass from Hybl (DiCarlo kick), 27-0
 WSU – Riley 37 yd pass from Gesser (Dunning kick), 27-7
 OU – Griffin 19 yd run (DiCarlo kick), 34-7
 WSU – Moore 89 yd kickoff return (Dunning kick), 34-14

STATISTICAL LEADERS

Rushing: OU – Griffin, 30-162
 WSU – Green, 8-45
 Passing: OU – Hybl, 29-19-0-240
 WSU – Gesser, 34-17-2-239
 Receiving: OU – Peoples, 3-80
 WSU – Riley, 9-139
 Tackles: OU – Lehman, 6
 WSU – Coleman, 10

GAME SUMMARY

Oklahoma dominated the Pac 10 champs in the Sooners' first trip to the Rose Bowl. OU's defense logged six sacks and two interceptions to set the tone. Rose Bowl MVP Nate Hybl tossed two TD passes and Quentin Griffin rushed for 144 yards as the OU offense wore down the Cougars. Oklahoma became just the fourth school in college football history to win the four BCS games and the Cotton Bowl.



BOWL RECAPS

7 NATIONAL CHAMPIONSHIPS

10 BIG 12 CHAMPIONSHIPS



2004 SUGAR BOWL

Jan. 4 • New Orleans, La. (79,342)

LSU	21
OKLAHOMA	14

	LSU	OU
First Downs	13	12
Rushes-Yards	40-159	33-52
Passing Yards	153	102
Passes-Comp-Int	24-14-2	37-13-2
Plays-Yards	64-312	70-154
Fumbles-Lost	1-1	2-0
Penalties-Yards	8-65	11-70
Punts-Average	8-34.0	8-45.9
Time of Possession	31:19	28:41
Third Down Conversions	6-17	4-15
Sacks By-Yards	5-46	5-12

SCORE BY QUARTER

LSU	7	7	7	0	-	21
Oklahoma	0	7	0	7	-	14

SCORING

- LSU – Green 24 yd run (Gaudet kick), 0-7
- OU – K. Jones 1 yd run (DiCarlo kick), 7-7
- LSU – Vincent 18 yd run (Gaudet kick), 7-14
- LSU – Spears 20 yd interception return (Gaudet kick), 7-21
- OU – K. Jones 1 yd run (DiCarlo kick), 14-21

STATISTICAL LEADERS

- Rushing: LSU – Vincent, 16-117
OU – K. Jones, 20-59
- Passing: LSU – Mauck, 22-13-2-124-0
OU – White, 37-13-2-102-0
- Receiving: LSU – Clayton, 4-38
OU – Clayton, 4-32
- Tackles: LSU – Turner, 9
OU – Strait, 11

GAME SUMMARY

Riding its defense, LSU won the BCS title, 21-14. Oklahoma entered the game as the nation's top scoring offense, but struggled against the Tigers. The OU defense gave a good account too, surrendering 64 of LSU's 312 total yards on a non-scoring run on the Tigers' first snap. Still, it was the LSU defenders who stole the show. DE Marcus Spears returned an interception 20 yards for a TD on the first series of the second half and seemingly opened the floodgates. But OU stiffened and got its running game untracked. After pulling within seven at 21-14, the Sooners made another push to the LSU 12, but missed on four straight pass attempts, the last one with just 2:46 left. The crowd was the largest ever to see a sporting event in the Louisiana Superdome.



2005 ORANGE BOWL

Jan. 4 • Miami, Fla. (77,912)

OKLAHOMA	19
USC	55

	OU	USC
First Downs	19	19
Rushes-Yards	40-151	28-208
Passing Yards	244	332
Passes-Comp-Int	36-24-3	35-18-0
Plays-Yards	76-372	63-525
Fumbles-Lost	3-2	1-0
Penalties-Yards	3-30	9-75
Punts-Average	4-44.5	4-43.5
Time of Possession	35:06	24:54
Third Down Conversions	8-17	6-14
Sacks By-Yards	1-9	2-20

SCORE BY QUARTER

Oklahoma	7	3	0	9	-	19
USC	14	24	10	7	-	55

SCORING

- OU – Wilson five yd pass from White (Hartley kick), 7-0
- USC – Byrd 33 yd pass from Leinart (Killeen kick), 7-7
- USC – White 6 yd run (Killeen kick), 7-14
- USC – Jarrett 54 yd pass from Leinart (Killeen kick), 7-21
- USC – Smith 5 yd pass from Leinart (Killeen kick), 7-28
- OU – Hartley 29 yd field goal, 10-28
- USC – Smith 33 yd pass from Leinart (Killeen kick), 10-35
- USC – Killeen 44 yd field goal, 10-38
- USC – Smith 4 yd pass from Leinart (Killeen kick), 10-45
- USC – Killeen 42 yd field goal, 10-48
- USC – White 8 yd run (Killeen kick), 10-55
- OU – Team safety, 12-55
- OU – Wilson 9 yd pass from White (Hartley kick), 19-55

STATISTICAL LEADERS

- Rushing: OU – Peterson, 25-82
USC – White, 15-118
- Passing: OU – White, 36-24-3-244-2
USC – Leinart, 35-18-0-332-5
- Receiving: OU – Wilson, 7-59
USC – Smith, 7-113
- Tackles: OU – Pool, 7
USC – Tatupu, 12

GAME SUMMARY

USC didn't need any help, but Oklahoma obliged anyway. The Trojans played a nearly flawless game, made even more so by five OU turnovers, and cruised to the BCS National Championship, 55-19.



2005 HOLIDAY BOWL

Dec. 29 • San Diego, Calif. (65,416)

OREGON	14
OKLAHOMA	17

	OU	OU
First Downs	17	19
Rushes-Yardage	32-84	40-132
Passing Yards	243	229
Passes-Comp-Int	44-25-1	30-17-1
Plays-Yards	76-327	70-361
Fumbles-Lost	1-0	2-1
Penalties-Yards	3-15	10-70
Punts-Average	8-45.1	7-37.9
Time of Possession	31:23	28:37
Third Down Conversions	6-18	6-16
Sacks By-Yards	0-0	3-19

SCORE BY QUARTER

Oregon	7	0	0	7	-	14
Oklahoma	3	0	14	0	-	17

SCORING

- OU – Hartley 34 yd field goal, 3-0
- OU – Williams, D. 5 yd run (Martinez,Paul kick), 3-7
- OU – Runnels 17 yd pass from Bomar (Hartley kick), 10-7
- OU – Jones, K. 8 yd run (Hartley kick), 17-7
- OU – Day 3 yd pass from Leaf (Martinez kick), 17-14

STATISTICAL LEADERS

- Rushing: OU – Whitehead, 12-43
OU – Peterson, 24-80
- Passing: OU – Leaf, 14-24-1-236
OU – Bomar, 17-30-1-229
- Receiving: OU – Finley, 9-67
OU – Kelly, 7-79
- Tackles: OU – Trucks, 14
OU – Alexander, 9

GAME SUMMARY

Oklahoma linebacker Clint Ingram made a leaping interception of Oregon quarterback Brady Leaf's pass at the 10-yard line with 33 seconds left to preserve the Sooners' 17-14 upset of the No. 6 Oregon Ducks. Rhett Bomar threw a 17-yard touchdown pass to fullback J.D. Runnels for a 10-7 Oklahoma lead with 9:20 to play in the third quarter. Late in the third, Adrian Peterson's backup, Kejuan Jones, scored on an 8-yard run to make it 17-7. Peterson softened the Ducks with three bruising carries on the drive for 36 yards, including a 20-yard gain when he leveled safety J.D. Nelson.



2007 FIESTA BOWL

Jan. 1 • Glendale, Ariz. (73,719)

BOISE STATE	43
OKLAHOMA	42

	BSU	OU
First Downs	16	23
Rushes-Yardage	35-110	38-174
Passing Yards	267	233
Passes-Comp-Int	30-20-1	32-19-3
Plays-Yards	65-377	70-407
Fumbles-Lost	2-2	1-1
Penalties-Yards	8-63	6-35
Punts-Average	8-38.2	5-33.2
Time of Possession	28:21	31:39
Third Down Conversions	4-14	2-10
Sacks By-Yards	2-13	3-16

SCORE BY QUARTER

Boise State	14	7	7	7	8	-	43
Oklahoma	7	3	7	18	7	-	42

SCORING


- BSU – James 49 yd pass from Zabransky (Montgomery kick), 0-7
 BSU – Johnson, 2 yd run (Montgomery kick), 0-14
 OU – Johnson 8 yd pass from Thompson (Hartley kick), 7-14
 OU – Hartley, 28 yd field goal, 10-14
 BSU – James 32 yd pass from Zabransky (Montgomery kick), 10-21
 BSU – Tadman 27 yd interception return (Montgomery kick) 10-28
 OU – Peterson 8 yd run (Hartley kick), 17-28
 OU – Hartley 28 yd field goal, 20-28
 OU – Chaney 5 yd pass from Thompson (Iglesias from Thompson), 28-28
 OU – Walker 33 yd interception return (Hartley kick) 25-28
 BSU – Rabb 35 yd pass from Zabransky (Montgomery kick), 35-35
 OU – Peterson 25 yd run (Hartley kick), 42-35
 BSU – Schoumann 5 yd pass from Parretta (Johnson run), 42-43

STATISTICAL LEADERS

- Rushing: BSU – Johnson, 23-101
 OU – Peterson, 20-77
 Passing: BSU – Zabransky, 19-29-1-262-3
 OU – Thompson, 19-32-3-233-2
 Receiving: BSU – Schouman, 8-72
 OU – Iglesias, 6-120
 Tackles: BSU – Wilson, 10
 OU – Alexander, 17

GAME SUMMARY

A pair of Boise State trick plays at the end of regulation and overtime ended Oklahoma's comeback and sealed a perfect season for the Broncos.



2008 FIESTA BOWL

Jan. 1 • Glendale, Ariz. (70,016)

WEST VIRGINIA	48
OKLAHOMA	28

	WVU	OU
First Downs	17	25
Rushes-Yardage	39-349	43-177
Passing Yards	176	242
Passes-Comp-Int	19-10-0	33-21-1
Plays-Yards	58-525	76-419
Fumbles-Lost	0-0	1-0
Penalties-Yards	8-110	13-113
Punts-Average	4-58.5	4-47.0
Time of Possession	25:43	34:17
Third Down Conversions	4-12	4-16
Sacks By-Yards	3-22	0-0

SCORE BY QUARTER

West Virginia	6	14	14	14	-	48
Oklahoma	0	6	9	13	-	28

SCORING

- WVU – McAfee 38 yd field goal, 0-3
 WVU – McAfee 42 yd field goal, 0-6
 OU – Hartley 37 yd field goal, 3-6
 WVU – Schmitt 57 yd run (McAfee kick), 3-13
 OU – Hartley 24 yd field goal, 6-13
 WVU – Reynaud 21 yd pass from White (McAfee kick), 6-20
 OU – Hartley 42 yd field goal, 9-20
 OU – Brown 1 yd run (Conversion failed), 15-20
 WVU – Devine 17 yd run (McAfee kick), 15-27
 WVU – Reynaud 30 yd run (McAfee kick), 15-34
 OU – Chaney 19 yd pass from Bradford (Conversion failed), 21-34
 WVU – Gonzales 79 pass from White (McAfee kick), 21-41
 OU – Iglesias 15 yd pass from Bradford (Hartley kick), 28-41
 WVU – Devine 65 yd run (McAfee kick), 28-48

STATISTICAL LEADERS

- Rushing: WVU – White, 20-150
 OU – Patrick, 14-82
 Passing: WVU – White, 10-19-0-176-2
 OU – Bradford, 21-33-1-242-2
 Receiving: WVU – Reynaud, 5-42
 OU – Iglesias, 8-53
 Tackles: WVU – Mundy, 11
 OU – Lofton, 15

GAME SUMMARY

West Virginia quarterback Pat White rushed for 150 yards and running back Noel Devine added 108 more as the No. 9 Mountaineers upset the No. 3-ranked Oklahoma Sooners. West Virginia never trailed despite the passing of OU quarterback Sam Bradford, who hit on 21-of-33 for 242 yards and two touchdowns.



2009 BCS CHAMPIONSHIP

Jan. 1 • Miami, Fla. (78,468)

FLORIDA	24
OKLAHOMA	14

	UF	OU
First Downs	24	25
Rushes-Yardage	44-249	29-107
Passing Yards	231	256
Passes-Comp-Int	30-18-2	41-26-2
Plays-Yards	74-480	70-363
Fumbles-Lost	0-0	0-0
Penalties-Yards	8-81	4-31
Punts-Average	3-51.7	3-38.7
Time of Possession	34:57	25:03
Third Down Conversions	12-17	6-13
Sacks By-Yards	2-18	0-0

SCORE BY QUARTER

Florida	0	7	7	10	-	24
Oklahoma	0	7	0	7	-	14

SCORING

- UF – Murphy 20 yd pass from Tebow (Phillips kick), 0-7
 OU – Gresham 6 yd pass from Bradford (Stevens kick), 7-7
 UF – Harvin 2 yd run (Phillips kick), 7-14
 OU – Gresham 11 yd pass from Bradford (Stevens kick), 14-14
 UF – Phillips 27 yd field goal, 14-17
 UF – Nelson 4 yd pass from Tebow (Phillips kick), 14-24

STATISTICAL LEADERS

- Rushing: UF – Harvin, 9-122
 OU – Brown, 22-110
 Passing: UF – Tebow, 18-30-2-231-2
 OU – Bradford, 26-41-2-256-2
 Receiving: UF – Hernandez, 5-57
 OU – Gresham, 8-62
 Tackles: UF – Haden & Stamper, 10
 OU – Harris, 11

GAME SUMMARY

Playing in their third national title game in six years, the No. 1-ranked Oklahoma Sooners were upset in their opponent's backyard as the No. 2 Florida Gators prevailed, 24-14. Tied at the half, Florida outscored OU 17-7 in the second half despite the 110-yard rushing effort by Chris Brown and 256 yards passing from Heisman Trophy winner Sam Bradford. Tight end Jermaine Gresham led all players with eight catches, including two touchdowns. OU was unable to overcome two costly stops inside the 10-yard line and two interceptions that were initially touched by Oklahoma receivers.



BOWL RECAPS

7 NATIONAL CHAMPIONSHIPS

10 BIG 12 CHAMPIONSHIPS



2009 SUN BOWL

Dec. 31 • El Paso, Texas (53,713)

OKLAHOMA	31
STANFORD	27

	OU	SU
First Downs	28	13
Rushes-Yards	38-59	39-145
Passing Yards	418	117
Passes-Comp-Int	51-30-1	19-8-2
Plays-Yards	89-477	58-262
Fumbles-Lost	2-1	2-0
Penalties-Yards	9-85	9-77
Punts-Average	5-39.2	6-44.0
Time of Possession	31:16	28:44
Third Down Conversions	10-20	1-12
Sacks By-Yards	1-6	0-0

SCORE BY QUARTER

Oklahoma	10	7	14	0	-	31
Stanford	7	17	0	3	-	27

SCORING


- OU – Broyles 30 yd pass from Jones (O'Hara kick), 7-0
- STAN – Marecic 1 yd run (Whitaker kick), 7-7
- OU – O'Hara 28 yd field goal, 10-7
- STAN – Gerhart 19 yd run (Whitaker kick), 10-14
- OU – Broyles 13 yd pass from Jones (O'Hara kick), 17-14
- STAN – Gerhart 0 yd fumble recovery (Whitaker kick), 17-21
- STAN – Whitaker 35 yd field goal, 17-24
- OU – Broyles 6 yd pass from Jones (O'Hara kick), 24-24
- OU – Murray 1 yd run (O'Hara kick), 31-24
- STAN – Whitaker 21 yd field goal, 31-27

STATISTICAL LEADERS

- Rushing: OU – Brown 12-46
STAN – Gerhart 32-135
- Passing: OU – Jones 30-51-1-418-3
STAN – Pritchard 8-19-2-117-0
- Receiving: OU – Broyles 13-156
STAN – Whalen 3-65
- Tackles: OU – Reynolds 12
STAN – Skov 15

GAME SUMMARY

Landry Jones and Ryan Broyles lit up Stanford with record-setting performances as Oklahoma notched a 31-27 win in the 76th Brut Sun Bowl. Broyles set OU single game and Sun Bowl marks with 13 receptions. Those catches went for 156 yards and three touchdowns, the highest TD total ever by a Sooner in bowl play and a Sun Bowl record. Jones also set an OU bowl record with 418 passing yards, the second-highest total in the history of the Sun Bowl.



2011 FIESTA BOWL

Jan. 1 • Glendale, Ariz. (67,232)

CONNECTICUT	20
OKLAHOMA	48

	UC	OU
First Downs	19	27
Rushes-Yards	41-112	30-95
Passing Yards	223	429
Passes-Comp-Int	39-19-2	50-34-1
Plays-Yards	80-335	80-524
Fumbles-Lost	1-0	3-1
Penalties-Yards	3-25	1-3
Punts-Average	7-46.9	4-40.8
Time of Possession	31:49	28:11
Third Down Conversions	5-17	7-15
Sacks By-Yards	0-0	3-19

SCORE BY QUARTER

Connecticut	0	10	10	0	-	20
Oklahoma	14	6	14	14	-	48

SCORING

- OU – Hanna 8 yd pass from Jones (Stevens kick), 7-0
- OU – Murray 3 yd run (Stevens kick), 14-0
- UC – Gratz 46 yd interception return (Teggart kick), 14-7
- OU – Stevens 41 yd field goal, 17-7
- OU – Stevens 24 yd field goal, 20-7
- UC – Teggart 37 yd field goal, 20-10
- OU – Kenney 59 yd pass from Jones (Stevens kick), 27-10
- OU – Fleming 55 yd interception return (Stevens kick), 34-10
- UC – Frey 95 yd kickoff return (Teggart kick), 34-17
- UC – Teggart 38 yd field goal, 34-20
- OU – Broyles 5 yd pass from Jones (Stevens kick), 41-20
- OU – Jefferson 22 yd interception return (Stevens kick), 48-20

STATISTICAL LEADERS

- Rushing: UC – Todman 32-121
OU – Murray 25-93
- Passing: UC – Frazer 19-39-2-223-0
OU – Jones 34-49-1-429-3
- Receiving: UC – Moore 4-62
OU – Broyles 13-170
- Tackles: UC – Lutrus 11
OU – T. Lewis 10

GAME SUMMARY

Landry Jones and Ryan Broyles had record-setting games, Oklahoma's defense scored two touchdowns while holding UConn's offense without one, and the ninth-ranked Sooners earned a 48-20 victory over Connecticut in the Fiesta Bowl.



2011 INSIGHT BOWL

Dec. 31 • Tempe, Ariz. (54,247)

IOWA	14
OKLAHOMA	31

	UI	OU
First Downs	14	31
Rushes-Yardage	37-76	37-114
Passing Yards	216	161
Passes-Comp-Int	45-23-2	25-16-1
Plays-Yards	82-292	62-275
Fumbles-Lost	1-0	0-0
Penalties-Yards	6-36	6-45
Punts-Average	6-44.3	6-50.3
Time of Possession	33:14	26:46
Third Down Conversions	6-17	4-12
Sacks By-Yards	2-18	3-22

SCORE BY QUARTER

Iowa	0	0	0	14	-	14
Oklahoma	7	7	7	10	-	31

SCORING


- OU – Bell 4 yd run (Hunnicuttt kick), 7-0
- OU – Bell 4 yd run (Hunnicuttt kick), 14-0
- OU – Ratterree 3 yd pass from Jones (Hunnicuttt kick), 21-0
- UI – Fiedorowicz 5 yd pass from Vandenberg (Meyer kick), 21-7
- UI – Canzeri 9 yd pass from Vandenberg (Meyer kick), 21-14
- OU – Hunnicutt 35 yd field goal, 24-14
- OU – Bell 21 yd run (Hunnicuttt kick), 31-14

STATISTICAL LEADERS

- Rushing: Iowa – Canzeri, 22-58
OU – Bell, 10-51
- Passing: Iowa – Vandenberg, 23-44-1-216
OU – Jones, 16-25-1-161
- Receiving: Iowa – Canzeri, 6-28
OU – Jackson, 3-45
- Tackles: Iowa – Nielsen, 8
OU – Jefferson/Fleming, 7

GAME SUMMARY

Oklahoma won its 10th game of the year for a nation-leading 33rd 10-win season as the Sooners grounded out a 31-14 victory over Iowa. Oklahoma led 14-0 at the half behind two rushing touchdowns from backup quarterback Blake Bell. Jamell Fleming earned his second straight defensive MVP in a bowl game with an interception that led to an OU touchdown while Landry Jones moved into a tie for most experienced quarterback in OU history with his 37th career start at the position.



2013 COTTON BOWL

Jan. 4 • Arlington, Texas (87,025)

TEXAS A&M	41
OKLAHOMA	13

	TAMU	OU
First Downs	28	27
Rushes-Yardage	31-326	34-123
Passing Yards	307	278
Passes-Comp-Int	23-35-1	35-49-1
Plays-Yards	66-633	83-401
Fumbles-Lost	0-0	0-0
Penalties-Yards	7-60	7-47
Punts-Average	4-34.8	5-49.4
Time of Possession	23:11	36:49
Third Down Conversions	5-11	8-15
Sacks By-Yards	1-7	0-0

SCORE BY QUARTER

Texas A&M	7	7	20	7	-	41
Oklahoma	3	10	0	0	-	13

SCORING

TAMU – Manziel 23 yd run (Bertolet kick), 0-7
 OU – Hunnicutt 23 yd field goal, 3-7
 OU – Hunnicutt 24 yd field goal, 6-7
 TAMU – Manziel 5 yd run (Bertolet kick), 6-14
 OU – Brown 6 yd pass from Jones (Hunnicutt kick), 13-14
 TAMU – Malena 7 yd run (Bertolet kick), 13-21
 TAMU – Williams 30 yd run (Bertolet kick failed), 13-27
 TAMU – Swope 33 yd pass from Manziel (Bertolet kick), 13-34
 TAMU – Nwachukwu 34 yd pass from Manziel (Bertolet kick), 13-41

STATISTICAL LEADERS

Rushing: TAMU – Manziel, 17-229
 OU – Clay, 10-44
 Passing: TAMU – Manziel, 22-34-1-287-2
 OU – Jones, 35-48-1-278-1
 Receiving: TAMU – Swope, 8-104
 OU – Saunders, 9-63
 Tackles: TAMU – Harris, 10
 OU – Colvin/J. Harris, 9

GAME SUMMARY

Up by a point on No. 11 Oklahoma at halftime, No. 9 Texas A&M, led by Heisman Trophy winner Johnny Manziel, pulled away in the third quarter to break the Sooners' three-game bowl win streak. OU senior quarterback Landry Jones completed 35 of 48 passes for 278 yards with a touchdown and an interception, finishing his career as a Sooner in the same place it started at Cowboys Stadium.



2014 SUGAR BOWL

Jan. 2 • New Orleans, La. (70,473)

OKLAHOMA	45
ALABAMA	31

	OU	UA
First Downs	24	20
Rushes-Yardage	30-81	35-129
Passing Yards	348	387
Passes-Comp-Int	44-32-1	30-19-2
Plays-Yards	74-429	65-516
Fumbles-Lost	1-0	3-3
Penalties-Yards	11-95	6-45
Punts-Average	6-42.3	4-43.5
Time of Possession	30:55	29:05
Third Down Conversions	7-15	6-12
Sacks By-Yards	7-54	1-5

SCORE BY QUARTER

Oklahoma	14	17	0	14	-	45
Alabama	10	7	7	7	-	31

SCORING

ALA – Yeldon 1 yd run (Foster kick), 0-7
 OU – Bester 45 yd pass from Knight (Hunnicutt kick), 7-7
 ALA – Foster 27 yd field goal, 7-10
 OU – Saunders 8 yd pass from Knight (Hunnicutt kick), 14-10
 ALA – White 67 yd pass from McCarron (Foster kick), 14-17
 OU – Hunnicutt 47 yd field goal, 17-17
 OU – Saunders 43 yd pass from Knight (Hunnicutt kick), 24-17
 OU – Shepard 13 yd run (Hunnicutt kick), 31-17
 ALA – Henry 43 yd run (Foster kick), 31-24
 OU – Shepard 9 yd pass from Knight (Hunnicutt kick), 38-24
 ALA – Henry 61 yd pass from McCarron (Foster kick), 38-31
 OU – Grissom 8 yd fumble recovery (Hunnicutt kick), 45-31

STATISTICAL LEADERS

Rushing: OU – Clay, 17-44
 ALA – Henry, 8-100
 Passing: OU – Knight, 32-44-1-348, 4
 ALA – McCarron, 19-30-2-387, 2
 Receiving: OU – Shepard, 7-63, 1
 ALA – Cooper, 9-121
 Tackles: OU – Striker, 7
 ALA – Jackson, 10

GAME SUMMARY

Trevor Knight threw for 348 yards and four scores, while the defense tallied seven sacks and forced four turnovers as the Sooners defeated Alabama 45-31. Knight was named MVP after setting a Sugar Bowl record with 32 completions and his four record-tying touchdown tosses. Sterling Shepard and Brennan Clay led the way with seven catches each and Lacoltan Bester paced OU with 105 receiving yards.



2014 RUSSELL ATHLETIC BOWL

Dec. 29 • Orlando, Fla. (40,071)

OKLAHOMA	6
CLEMSON	40

	OU	CU
First Downs	17	22
Rushes-Yardage	31-172	42-68
Passing Yards	103	319
Passes-Comp-Int	37-17-3	37-26-0
Plays-Yards	68-275	79-387
Fumbles-Lost	2-2	1-0
Penalties-Yards	8-80	4-20
Punts-Average	9-49.9	8-41.1
Time of Possession	27:36	32:24
Third Down Conversions	2-12	7-19
Sacks By-Yards	4-25	1-8

SCORE BY QUARTER

Oklahoma	0	0	0	6	6
Clemson	17	10	13	0	40

SCORING

CU – Stout 65 yd pass from Stoudt (Lakip kick), 0-7
 CU – Lakip 34 yd field goal, 0-10
 CU – Boulware 47 yd INT return (Lakip kick), 0-17
 CU – Lakip 49 yd field goal, 0-20
 CU – Williams 26 yd pass from Stoudt (Lakip kick), 0-27
 CU – Stoudt 2 yd run (Lakip kick), 0-34
 CU – Hopper 24 yd pass from Stoudt (Lakip kick), 0-40
 OU – Ross 11 yd run (kick blocked), 6-40

STATISTICAL LEADERS

Rushing: OU – Perine, 23-134
 CU – Gallman, 19-55
 Passing: OU – Knight, 17-37-3-103-0
 CU – Stoudt, 26-36-0-319-3
 Receiving: OU – Quick, 7-46
 CU – Williams, 9-112-1
 Tackles: OU – Striker, 12
 CU – Wiggins, 7

GAME SUMMARY

Cole Stoudt threw for three touchdowns and ran for another, and 18th-ranked Clemson defeated Oklahoma 40-6 in the Russell Athletic Bowl. Stoudt was 26 for 36 for a season-high 319 yards. He was sacked four times, but Clemson never turned the ball over. Meanwhile, the Tigers, who came in ranked No. 1 in the nation in total defense, held the Sooners' offense to just 275 yards. Oklahoma had five turnovers, including three interceptions. The Sooners' lone score came in the fourth quarter when Alex Ross ran it in from 11 yards out.



BOWL RECAPS

7 NATIONAL CHAMPIONSHIPS

10 BIG 12 CHAMPIONSHIPS



2015 ORANGE BOWL	
Dec. 31 • Miami, Fla. (67,615)	
OKLAHOMA	17
CLEMSON	37

	OU	CU
First Downs	24	30
Rushes-Yards	33-67	58-312
Passing Yards	311	218
Passes-Comp-Int	43-26-2	32-17-1
Plays-Yards	76-378	90-530
Fumbles-Lost	0-0	1-0
Penalties-Yards	5-65	5-40
Punts-Average	6-38.8	3-40.3
Time of Possession	24:45	35:15
Third Down Conversions	5-13	9-19
Sacks By-Yards	2-8	5-41

SCORE BY QUARTER

Oklahoma	7	10	0	0	-	17
Clemson	3	13	14	7	-	37

SCORING


- OU – Perine 1 yd run (Seibert kick), 7-0
- CU – Huegel 26 yd field goal, 7-3
- CU – Watson 5 yd run (Huegel kick), 7-10
- CU – Huegel 36 yd field goal, 7-13
- OU – Seibert 22 yd field goal, 10-13
- CU – Huegel 43 yd field goal, 10-16
- OU – Andrews 11 yd pass from Mayfield (Seibert kick), 17-16
- CU – Gallman 1 yd run (Huegel kick), 17-23
- CU – Renfrow 35 yd pass from Watson (Huegel kick), 17-30
- CU – Gallman 4 yd run (Huegel kick), 17-37

STATISTICAL LEADERS

- Rushing: OU – Perine, 15-58
CU – Gallman, 26-150
- Passing: OU – Mayfield, 26-41-2-311-1
CU – Watson, 16-31-1-187-1
- Receiving: OU – Shepard, 7-87
CU – Scott, 5-63
- Tackles: OU – Alexander, 12
CU – Green, 10

GAME SUMMARY

Making their first ever College Football Playoff appearance, the Sooners took a 17-16 halftime lead over undefeated and No. 1-ranked Clemson. Oklahoma got a one-yard score from Samaje Perine and an 11-yard pass from Baker Mayfield to Mark Andrews in the first half, but Clemson's defense kept OU off the scoreboard for the remainder of the contest. Mayfield set an OU Orange Bowl record with 311 passing yards, and Sterling Shepard paced the team with 87 receiving yards to tie his father's school record in the event. Dominique Alexander led the Sooners with eight tackles.



2017 SUGAR BOWL	
Jan. 2 • New Orleans, La. (54,077)	
AUBURN	19
OKLAHOMA	35

	AU	OU
First Downs	22	28
Rushes-Yards	46-185	43-228
Passing Yards	154	296
Passes-Comp-Int	13-27-1	19-28-0
Plays-Yards	73-339	71-524
Fumbles-Lost	0-0	2-0
Penalties-Yards	6-63	10-100
Punts-Average	5-49.2	3-45.7
Time of Possession	26:42	33:18
Third Down Conversions	5-15	5-10
Sacks By-Yards	0-0	0-0

SCORE BY QUARTER

Auburn	7	6	0	6	-	19
Oklahoma	0	14	14	7	-	35

SCORING

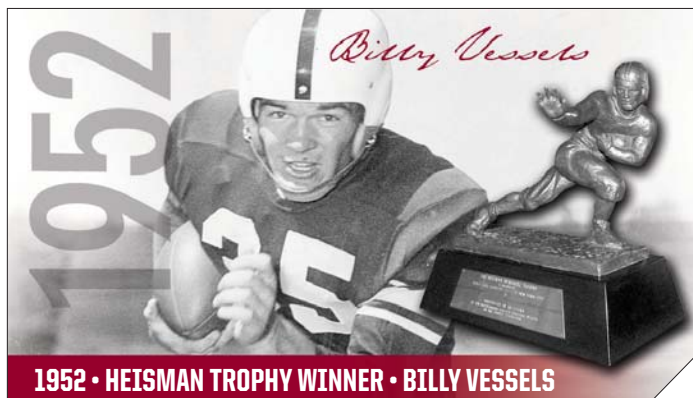
- AU – Cox 3 yd run (Carlson kick), 0-7
- OU – Andrews 13 yd pass from Mayfield (Seibert kick), 7-7
- AU – Carlson 49 yd field goal, 7-10
- OU – Mixon 3 yd run (Seibert kick), 14-10
- AU – Carlson 39 yd field goal, 14-13
- OU – Westbrook 7 yd pass from Mayfield (Seibert kick), 21-13
- OU – Mixon 4 yd run (Seibert kick), 28-13
- OU – Perine 2 yd run (Seibert kick), 35-13
- AU – Harris 1 yd pass from Johnson (no kick), 35-19

STATISTICAL LEADERS

- Rushing: AU – Pettway, 24-101
OU – Mixon, 19-91
- Passing: AU – J. Johnson, 9-5-1-93-0
OU – Mayfield, 28-19-0-296-2
- Receiving: AU – Slayton, 1-56
OU – Mixon, 5-89
- Tackles: AU – Roberts/Davis, 8
OU – Kelly, 12

GAME SUMMARY

OU registered its 10th consecutive win and gave Bob Stoops his second Sugar Bowl triumph in his final game as head coach. Samaje Perine rushed for 88 yards, pushing him past Billy Sims and into first on OU's career rushing yards list (4,122), while Baker Mayfield threw for 296 yards and a pair of TDs. Joe Mixon led the Sooners with 91 rushing yards and two scores on 19 carries and logged five catches for a game-high 89 yards. Oklahoma held Auburn to 339 total yards, just 154 through the air. Freshman Caleb Kelly led OU with a career-high 12 tackles, and Jordan Thomas recorded the game's only interception midway through the fourth quarter to extinguish Auburn's hopes of a comeback. OU outscored the Tigers 21-0 in the second half until Auburn found the end zone on the game's final play.



1952 • HEISMAN TROPHY WINNER • BILLY VESSELS

Billy "Curly" Vessels was the man who started it all. The first Sooner to win college football's most prestigious individual achievement award, Vessels led the Sooners to a 26-4-1 record during his tenure.

The 1950 Sooners, under the direction of head coach Bud Wilkinson, went 10-1 to give the Sooners their first of seven national championships. As a sophomore, Vessels started on the 1950 squad, scoring 15 touchdowns.

But Vessels' most successful individual season came during his senior campaign when he won the Heisman Trophy. Vessels rushed for 1,072 yards on 167 carries and scored 17 touchdowns.

Creating a new meaning for the word "versatile," the Cleveland, Okla., slasher was part of every phase of the Sooner offensive attack. Vessels was even a threat from above. "Curly" connected on seven passes for two touchdowns in 1952.

The 1952 Sooners went 8-1-1, finishing fourth in the nation, and won Oklahoma's ninth conference title. OU opened with a 21-21 tie against Colorado and then reeled off five straight wins, averaging 46 points a game. OU dropped a 27-21 decision to Notre Dame and then finished strong by sweeping the last three games.

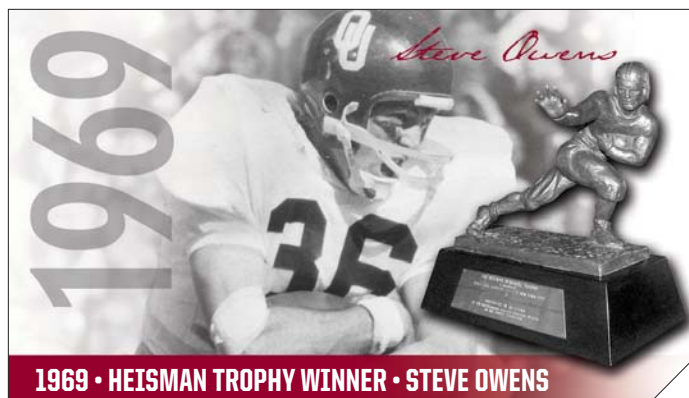
In 1953, Vessels turned pro for the Edmonton Eskimos and won the Schenley Award as the top player in Canada. He then served as an officer in the U.S. Army. Vessels was elected to the National Football Foundation and College Hall of Fame in 1974.

CAREER STATISTICS

Year	Att.	Yds.	Avg.	TD	Rec.	Yds.	TD
1950	152	938	6.1	13	13	250	2
1951	27	143	5.3	1	3	-3	1
1952	167	1,072	6.4	17	7	165	1
Totals	346	2,153	6.3	31	23	412	4

1952 HEISMAN TROPHY VOTING TOTALS

- Billy Vessels, Sr., RB, Oklahoma.....525 Points
(98 first-place votes, 91 second-place, 49 third-place)
- Jack Scarbaugh, Sr., QB, Maryland.....367
- Paul Giel, Jr., TB, Minnesota.....329
- Don Moomaw, Sr., LB, UCLA.....257
- John Lattner, Jr. HB, Notre Dame.....253
- Paul Cameron, Jr., HB, UCLA.....218
- Jim Sears, Sr., B, Southern California.....173
- Don McAuliffe, Sr., HB, Michigan State.....164
- Don Heinrich, Sr. QB, Washington.....153
- Tom Catlin, Sr., C, Oklahoma.....150



1969 • HEISMAN TROPHY WINNER • STEVE OWENS

Oklahoma's Steve Owens was a 6-2, 215-pound powerhouse from Miami, Okla., who ravaged defenses from 1967-69, setting four conference records of the day.

OU's workhorse carried the ball 358 times in 1969 for 1,523 yards while scoring 23 touchdowns (another school record). Playing on a 1969 squad that had been hurt badly by graduation in 1968, Owens carried the load for the Sooner offense.

Owens had two 200-plus-yard games while leading the Sooners to a 6-4 season. Spurred by Owens' effort, Oklahoma averaged 28.5 points a game in 1969.

Owens' great career left a mark on the OU records book, and he still has several school standards to his credit. He is the school's all-time leading scorer with 57 career touchdowns, and he holds the records for the most carries in a game (55) and career (958). Owens finished his three-year career with 4,041 rushing yards, the fifth most in school history.

Detroit selected Owens in the NFL Draft first round. He was the first Lion to gain over 1,000 yards in a season and was an All-Pro selection in 1971 and 1972.

In 1991, Owens was named to the Oklahoma Sports Hall of Fame and was the Walter Camp Foundation Alumnus of the Year. Owens was inducted into the Orange Bowl Hall of Honor in 1992.

CAREER STATISTICS

Year	Att.	Yds.	Avg.	TD	Rec.	Yds.	TD
1967	207	869	4.2	13	3	13	0
1968	393	1,649	4.3	21	12	123	0
1969	358	1,523	4.3	23	4	32	0
Totals	958	4,041	4.3	57	19	168	0

1969 HEISMAN TROPHY VOTING TOTALS

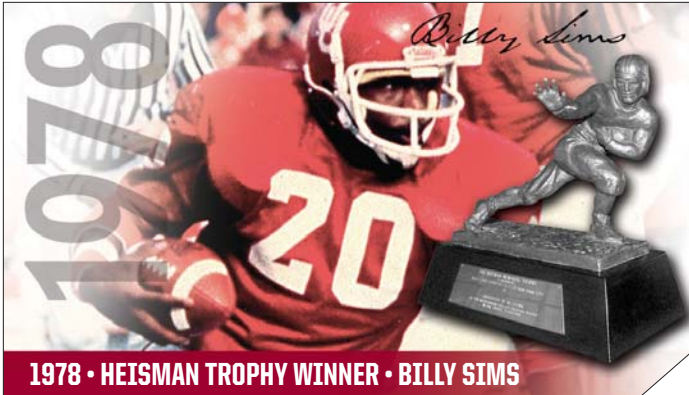
- Steve Owens, Sr., RB, Oklahoma.....1,488 Points
(294 first-place votes, 218 second-place, 170 third-place)
- Mike Phipps, Sr., QB, Purdue.....1,334
- Rex Kearn, Jr., QB, Ohio State.....857
- Archie Manning, Jr. QB, Ole Miss.....582
- Mike Reid, Sr., DT, Penn State.....297
- Mike McCoy, Sr., DT, Notre Dame.....290
- Jim Otis, Sr. FB, Ohio State.....121
- Jim Plunkett, Jr., QB, Stanford.....120
- Steve Kiner, Sr., LB, Tennessee.....109
- Jack Tatum, Jr., DB, Ohio State.....105



HEISMAN TROPHY

7 NATIONAL CHAMPIONSHIPS

10 BIG 12 CHAMPIONSHIPS



1978 • HEISMAN TROPHY WINNER • BILLY SIMS

Billy Sims, a 6-0, 205-pound running back from Hooks, Texas, swept through defenses like a tornado flying across the Oklahoma landscape.

He set a Big Eight single-season rushing record in 1978 with 1,896 yards on 256 carries. Sims led the nation in rushing, averaging more than 7.0 yards per carry. He topped the 200-yard mark in a school-best four different games during the 1978 season.

Sims led the Sooners to an 11-1 record, Orange Bowl championship and third-place finish in the final poll. OU opened with a 35-29 win over Stanford and then crushed West Virginia and Rice by a combined score of 118-17.

The Sooners rolled over Texas and the first five games of the conference schedule heading into the Nebraska game. Sims ran for 153 yards, but it was not enough as the Sooners fell, 17-14.

OU responded by clubbing Oklahoma State 62-7 and was rematched with the Cornhuskers in the Orange Bowl. The Sooners edged Nebraska 31-24 in the second meeting between the top-10 schools.

Sims ranks first in the OU records book for 200-yard rushing games in a season (4) and a career (7), and ranks second in rushing yards in a season (1,896). He was first on OU's all-time rushing list with 4,118 yards until Samaje Perine (4,122) passed him in 2016.

CAREER STATISTICS

Year	Att.	Yds.	Avg.	TD	Rec.	Yds.	TD
1975	15	95	6.3	2	0	0	0
1976*	3	44	14.6	0	0	0	0
1977	71	413	5.8	6	0	0	0
1978	256	1,896	7.4	22	1	35	0
1979	248	1,670	6.7	23	1	42	0
Totals	593	4,118	6.9	53	2	77	0

* Injured and granted additional year of eligibility

1978 HEISMAN TROPHY VOTING TOTALS

- Billy Sims, Jr., RB, Oklahoma827 Points
(151 first-place votes, 152 second-place, 70 third-place)
- Chuck Fusina, Sr., QB, Penn State750
- Rick Leach, Sr., QB, Michigan435
- Charles White, Jr., TB, Southern California354
- Charles Alexander, Sr., TB, Louisiana State282
- Ted Brown, Sr., RB, North Carolina State82
- Steve Fuller, Sr., QB, Clemson82
- Eddie Lee Ivery, Sr., RB, Georgia Tech81
- Jack Thompson, Sr., QB, Washington State72
- Jerry Robinson, Sr., LB, UCLA70



2003 • HEISMAN TROPHY WINNER • JASON WHITE

OU quarterback Jason White became the trigger man for the country's most potent offensive attack in 2003. At a school where the points have flowed like an Oklahoma gusher, White led the OU team that outscored all of its predecessors (601 total points).

He did so with uncanny accuracy, especially on deep throws, and a touchdown to interception ratio (four to one) so gaudy that it read like a typographical error.

White set school records for touchdown passes in a season (40) and game (5, twice). His season passing total ranked No. 2 at OU. He was No. 4 nationally in touchdown percentage (8.87), No. 7 in passing efficiency (158.11), No. 18 in interception percentage (2.22) and No. 22 in total offense (264.0).

The outpouring of recognition was impressive. White captured player of the year honors from the Associated Press, *Sports Illustrated*, *The Sporting News* and CNN.com. He also won the Davey O'Brien Award and the Jim Thorpe Courage Award.

White returned for another season after his Heisman campaign and finished third in the voting. It was an unprecedented finish by one school when his teammate Adrian Peterson finished second.

CAREER STATISTICS

Year	Comp.	Att.	Yds.	TD	Int.	Pct.
1999*	1	2	9	0	0	.500
2000	0	0	0	0	0	.000
2001	73	113	681	5	3	.646
2002*	20	34	181	1	2	.588
2003	278	451	3,846	40	10	.616
2004	255	390	3,205	35	9	.654
Totals	627	990	7,922	81	24	.633

* Injured and granted additional year of eligibility

2003 HEISMAN TROPHY VOTING TOTALS

- Jason White, Sr., QB, Oklahoma1,481 Points
(319 first-place votes, 204 second-place, 116 third-place)
- Larry Fitzgerald, Sr., WR, Pittsburgh1,353
- Eli Manning, Sr., QB, Mississippi710
- Chris Perry, Sr., RB, Michigan341
- Darren Sproles, Sr., RB, Kansas State134
- Matt Leinart, So., QB, Southern California127
- Philip Rivers, Sr., QB, North Carolina State118
- Mike Williams, So., WR, Southern California78
- Ben Rothlisberger, Jr., QB, Miami (Ohio)47
- B.J. Symons, Jr., QB, Texas Tech38

(continued)



(CONTINUED) HEISMAN TROPHY WINNERS



2008 • HEISMAN TROPHY WINNER • SAM BRADFORD

As the leader of the most potent and highest scoring offense in NCAA history (716 points), Sam Bradford rewrote the Oklahoma record books on a continual basis throughout the 2008 season while lighting up scoreboards.

Known for his poise in the pocket and pinpoint accuracy, Bradford posted one of best ever touchdown-to-interception ratios, 6.25-to-1, in the history of college football.

When the dust had settled on the 2008 season, Bradford led the nation in passing efficiency and touchdowns, was No. 3 nationally in passing yards, set the Oklahoma season records for yards, touchdowns, passing efficiency, 200-yard games, 300-yard games, and 400-yard games, along with breaking the career record for TD passes.

Bradford threw for at least four touchdown passes in eight games, tossing five scoring strikes in four different games. In addition, Bradford surpassed Florida's Rex Grossman with the most touchdowns through the freshman and sophomore years with 82.

In one of the closest Heisman races in recent history, Bradford held off fellow quarterbacks Colt McCoy and Tim Tebow to become the fifth winner in program history.

Bradford also brought home the Associated Press Player of the Year, Davey O'Brien, Sammy Baugh and Chic Harley awards while being named the Big 12 Offensive Player of the Year by the league coaches. The AP and *The Sporting News* named Bradford a first-team All-American.

CAREER STATISTICS

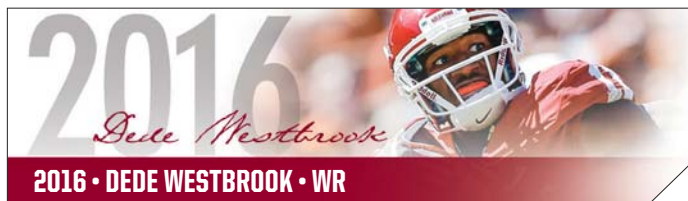
Year	Comp.	Att.	Yds.	TD	Int.	Pct.
2007	237	431	3,121	36	8	.695
2008	328	483	4,720	50	8	.679
2009	39	69	562	2	0	.565
Totals	604	893	8,403	88	16	.676

2008 HEISMAN TROPHY VOTING TOTALS

1. Sam Bradford, So., QB, Oklahoma 1,726 Points
(300 first-place votes, 315 second-place, 196 third-place)
2. Colt McCoy, Jr., QB, Texas.....1,604
3. Tim Tebow, Jr., QB, Florida.....1,575
4. Graham Harrell, Sr., QB, Texas Tech.....213
5. Michael Crabtree, So., WR, Texas Tech.....116
6. Shonn Greene, Sr., RB, Iowa.....65
7. Patrick White, Sr., QB, West Virginia.....19
8. Nate Davis, Sr., QB, Ball State.....10
9. Rey Maluga, Sr., LB, USC.....9
10. Javon Ringer, Sr., RB, Michigan State.....8

FIRST-TEAM ALL-AMERICANS (SINCE 2000)

Oklahoma players have earned first-team All-America honors 37 times since 2000. The total includes 18 players from the offense, 17 players on defense and two from the special teams. Showing versatility, players at OU the last 17 years have earned All-America honors at 14 different positions. During that span, 18 Sooners have been named consensus All-Americans on 23 occasions.



2016 • DEDE WESTBROOK • WR

DeDe Westbrook did things in 2016 no Oklahoma receiver had ever done, and as a result became the Sooners' first unanimous All-American since 2004.

OU's first winner of the Biletnikoff Award and one of five Heisman Trophy finalists (he finished fourth), Westbrook set a single-season school record with his 17 receiving TDs as a senior, all of them coming in the final 10 games. They averaged a stunning 46.3 yards. His 12 TDs of at least 40 yards were the most in a season by an FBS player since at least 1996, and he recorded at least 100 receiving yards in eight of OU's nine Big 12 games (88 in the other).

Westbrook, who registered four straight games of multiple touchdowns to start October, led all Power 5 players in receiving yards (1,524) and receiving TDs per game (1.31) on the year. His 17 receiving scores over the last 10 games were more than 43 teams had the entire season. He averaged 145.7 receiving yards in Big 12 play, 50.0 more than the next closest player.

Year	Rec.	Yards	TD	Avg.	Long
2015	46	743	4	16.2	42
2016	80	1,524	17	19.1	88
Totals	349	4,586	45	13.1	81



2015 • BAKER MAYFIELD • QB

From walk-on transfer to Heisman contender and All-American, Baker Mayfield was a revelation for Oklahoma in 2015. Mayfield took control of first-year offensive coordinator Lincoln Riley's offense and captained the Sooners to the Big 12 title and their first ever College Football Playoff appearance.

With his gunslinger mentality and catch-me-if-you-can scrambling ability, Mayfield put up big numbers in his first year under center for OU. His 36 passing touchdowns tied for the sixth most in the nation (tied for fourth most by a Sooner in a single season), and he ranked in the top 20 nationally in pass efficiency (third at 173.3), yards per attempt (third at 9.37), points responsible for (sixth at 258), total offense (13th at 4,105) and passing yards (18th at 3,700).

Mayfield was named the *Sporting News* Player of the Year and earned first-team All-America status from *Sporting News* and the Walter Camp Football Foundation. He was also named the Big 12 Offensive Player of the Year and took home the Burlsworth Trophy as the nation's best player that started his career as a walk-on.

Year	Comp.	Att.	Yds.	Int.	Pct.	TD
2013*	218	340	2,315	9	.641	12
2015	269	395	3,700	7	.681	36
2016	254	358	3,965	8	.709	40
Totals	741	1,093	9,980	24	.678	88

* at Texas Tech



FIRST-TEAM ALL-AMERICANS

7 NATIONAL CHAMPIONSHIPS

10 BIG 12 CHAMPIONSHIPS



2015 • ERIC STRIKER • LB

The unquestioned heartbeat of the team, Eric Striker led the Sooners both on and off the field during his four years in Norman. The outspoken linebacker used his relentless motor and lightning-quick first step to rack up 23.0 career sacks, the most ever by an OU linebacker, 7.5 of which came in his senior season. Striker also logged 19.0 tackles for loss in leading OU's much improved defense to the 2015 Big 12 championship and a berth in the College Football Playoff.

Striker was named the winner of the 2015 Bob Kalsu Award, given annually to the Sooner who personifies Oklahoma legend Bob Kalsu's spirit of leadership and serving as a motivator and role model for his teammates. He took home All-America honors from *Sporting News* and *Sports Illustrated* and was also named first-team All-Big 12 by the league's coaches, AP and ESPN.com.

Year	UT	AT	TOT	TFL	INT	FF-FR
2012	3	3	6	0-0	0	0-0
2013	28	22	50	10.5-64	0	1-1
2014	45	23	68	17-79	0	2-2
2015	41	26	67	19-80	1-33	1-1
Totals	117	74	191	46.5-223	1-33	2-4




2013 • GABE IKARD • C

This Oklahoma City native always dreamed of starring for the Sooners. Originally recruited as a tight end, he cracked the lineup at left guard as a redshirt freshman before eventually finding his home at center as a sophomore in 2011. Ikard would start 50 games during his OU tenure, including 32 games at center.

A two-time team captain, Ikard anchored a blocking unit that helped pave the way for a rushing offense that averaged 223.9 ypg in 2013, the best total of the Stoops era. During his four-year tenure, Oklahoma won two Big 12 titles and a pair of BCS bowl games while registering 43 victories, the best total of any Big 12 team over that span.

The inaugural OU player to win both the Wuerffel Trophy and the Selmon Spirit Award, Ikard was also named a Capital One Academic All-American of the Year as a finalist for the Campbell Trophy.



2010 & 2011 • RYAN BROYLES • WR

A hometown product from Norman, Ryan Broyles rewrote the receiving section of the Oklahoma record books in his career. When the dust had settled on the season, Broyles held eight of the nine major receiving records in Oklahoma history, spanning from game records to career standards.

As a junior, he became just the third NCAA statistical champion in Oklahoma history as he led the nation with 9.36 receptions per game. He was also tops in total receptions with 131, 20 more than the next closest player.

Broyles' senior year saw the local receiver change the NCAA record books as he became the all-time receptions leader in college football history with his 349th reception, fittingly on a 57-yard touchdown play at Kansas.

Year	Rec.	Yards	TD	Avg.	Long
2008	46	687	6	14.9	77
2009	89	1,120	15	12.6	51
2010	131	1,622	14	12.4	81
2011	83	1,157	10	13.9	64
Totals	349	4,586	45	13.1	81



2010 • QUINTON CARTER • S

One of the nicest guys off the field, Quinton Carter was anything but friendly on the field to opposing offensive players. The safety from Las Vegas, Nev., was known for his ability to patrol passing lanes while delivering punishing hits to ballcarriers.

As much as he was known on the field, Carter was also well known off the field and in the community. Having started a foundation during his collegiate playing career, Carter was awarded the Wooden Citizenship Cup and was named to the American Football Coaches Association 11-member Good Works Team.

Despite only starting for two seasons, Carter is one of just two defensive backs in Oklahoma history with two seasons of at least 88 tackles and the only player to accomplish the feat in back-to-back seasons.

Year	UT	AT	TOT	TFL	INT	FF-FR
2006	0	1	1	0	0	0-0
2007			Redshirted			
2008	21	15	36	0.5-1	0	0-0
2009	51	37	88	2.5-8	4-24	0-1
2010	59	37	96	2.5-7	4-38	0-1
Totals	131	90	221	5.5-16	8-62	0-2



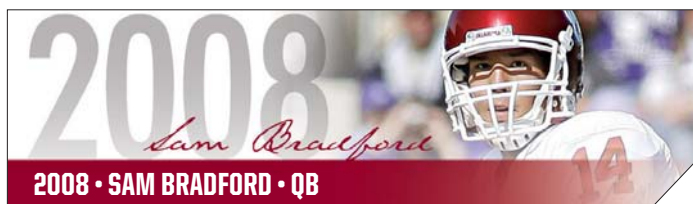
2009 • TRENT WILLIAMS • OT

A consensus All-American in 2009, Trent Williams earned the reputation as one of the most versatile offensive linemen to play on Owen Field.

Named to the All-American First Team by the Associated Press, American Football Coaches Association and the Walter Camp Foundation and first-team All-Big 12 by six organizations, Williams was the ringleader of the OU offensive line in 2009.

After starting at right tackle for the better part of his first three collegiate years, Williams slid across the line his final year to protect the blind side of Sam Bradford and Landry Jones.

When injuries left the Sooners with no available centers in the Sun Bowl against Stanford, Williams answered the call in the middle as the Oklahoma offensive line gave up no sacks against the Cardinal.



2008 • SAM BRADFORD • QB

As the leader of the most potent and highest scoring offense in NCAA history (716 points), Sam Bradford rewrote the Oklahoma record books on a continual basis throughout the 2008 season while lighting up scoreboards like an employee of General Electric.

Known for his poise in the pocket and pinpoint accuracy, Bradford posted one of the best ever touchdown-to-interception ratios (6.25-to-1) in the history of college football.

When the dust had settled on the 2008 season, Bradford led the nation in passing efficiency and touchdowns, was No. 3 nationally in passing yards, set the OU season records for yards, touchdowns, passing efficiency, 200-yard games, 300-yard games, and 400-yard games, along with breaking the career record for TD passes.

Year	Comp.	Att.	Yds.	TD	Int.	Pct.
2007	237	431	3,121	36	8	.695
2008	328	483	4,720	50	8	.679
2009	39	69	562	2	0	.565
Totals	604	893	8,403	88	16	.676



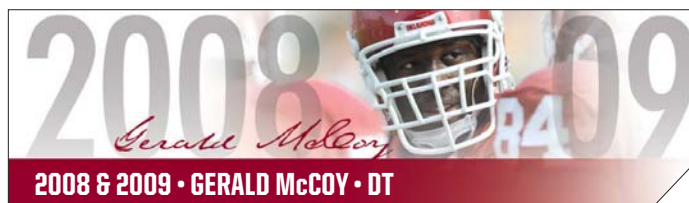
2008 • JERMAINE GRESHAM • TE

The first tight end to earn All-America honors under Bob Stoops, Jermaine Gresham turned in a record-setting season in 2008 when he was a finalist for the Mackey Award and a member of *The Sporting News* All-America team.

A matchup nightmare for opposing defensive coordinators, Gresham had more TDs (14) and receiving yards (950) in a season than any other tight end in OU history.

Named first team All-Big 12 by the conference coaches, Gresham exceeded 90 yards in five games and five receptions in eight games. When the team needed it the most, Gresham performed, racking up 25 catches, 302 yards and four touchdowns in the final three games of the season.

Year	Rec.	Yards	TD	Avg.	Long
2006	8	161	1	20.1	41
2007	37	518	11	14.0	43
2008	66	950	14	14.4	73
Totals	111	1,629	26	14.7	73



2008 & 2009 • GERALD MCCOY • DT

With the habit of collapsing the opposing team's pocket attacking through the interior of the line, it was no surprise that Gerald McCoy was named an All-American in 2008 by both *The Sporting News* and *Sports Illustrated*.

One year later the Oklahoma City native followed up the performance by becoming Oklahoma's latest consensus All-American and the 35th two-time All-American in OU history.

Both years saw McCoy as the top anchor of the Sooners' defensive tackle rotation, leading the group and finishing second on the team each year in sacks.

McCoy's presence was never more felt than in the 2009 FedEx BCS National Championship game where he constantly harassed the Florida offense while grabbing his first career interception.

Year	UT	AT	Tot.	TFL	Sacks	FF-FR
2007	10	9	19	6.5-26	2-15	1-0
2008	16	14	30	11-43	6.5-35	0-0
2009	25	9	34	15.5-72	6-47	1-1
Totals	51	32	83	33-141	14.5-97	2-1



FIRST-TEAM ALL-AMERICANS

7 NATIONAL CHAMPIONSHIPS

10 BIG 12 CHAMPIONSHIPS



A consensus All-American in both 2007 and 2008, Duke Robinson built a reputation as one of the best offensive linemen to pass through Norman.

A 2008 Outland Award finalist, Robinson became a two-time consensus All-American by being named a first-team member to four All-America teams (Associated Press, Football Writers Association of America, *The Sporting News* and the Walter Camp Foundation) and earned first-team All-Big 12 honors from five outlets.

Robinson was a first-team member of four All-America teams in 2007 (AP, American Football Coaches' Association, *The Sporting News* and *Sports Illustrated*), and earned first-team All-Big 12 honors from eight different outlets.

The Atlanta, Ga., native took to the field early, playing in 10 games as a true freshman. From blowing open holes for Adrian Peterson to giving Sam Bradford time in the pocket, the versatile Robinson proved his worth as a member of three consecutive Big 12 Championship teams.



For a definition of a breakout season, see Curtis Lofton, 2007.

In his first season atop the depth chart, the junior from Kingfisher, Okla., put together one of the top seasons ever for an Oklahoma linebacker and was rewarded with a consensus All-American tag.

Lofton led Oklahoma with 156 tackles, sixth-best in program history, and established a school record with nine double-digit tackles including a career-high 18 tackles in the team's first meeting against Missouri.

The 2007 Big 12 Defensive Player of the Year, Lofton had a knack for forcing critical turnovers against big time opponents, never more evident than his interception of Missouri's Chase Daniel in the Big 12 Championship.

The one season of stardom paid off for Lofton, as the linebacker was OU's first selection in the 2008 NFL Draft, going in the third round to the Atlanta Falcons.

Year	UT	AT	TOT	TFL	INT	FF-FR
2005	3	0	3	1-1	0	0-0
2006	20	17	37	4.5-10	0	1-1
2007	93	63	156	10.5-22	3	4-1
Totals	116	80	196	16-33	3	5-2



Linebacker Rufus Alexander was named first team All-America by the American Football Coaches' Association at the conclusion of the 2006 season.

The Baton Rouge, La., native led the Sooner defense in 2006 with 118 tackles (75 solo), including 12 for loss (-43 yards). Alexander was also credited with 3.5 quarterback sacks, four forced fumbles (two recoveries) and an interception.

Alexander had 36 starts in his career, including every game of the 2006 and 2005 seasons. He played in 39 total games for the Sooners from 2003-06 after redshirting in 2002. The 2006 Big 12 Conference Defensive Player of the Year, Alexander became the first OU player to lead the team in tackles in back-to-back seasons since Rocky Calmus did so in three consecutive seasons from 1999-2001.

Year	UT	AT	TOT	TFL	INT	FF-FR
2003	2	0	2	0-0	0	1-0
2004	49	25	74	7-26	1	3-3
2005	56	46	102	17-51	1	2-1
2006	75	43	118	12-43	1	4-2
Totals	182	114	296	36-120	3	10-6



Adrian Peterson set an NCAA freshman rushing record for most rushing yards with the third-highest figure in the nation for the season. He also eclipsed the OU standard for most rushing yards in a season.

Peterson had what was then the highest finish ever by a freshman in the Heisman voting (second) and was the first freshman to be named a finalist for the Doak Walker Award. He was a consensus All-American.

Peterson broke three NCAA freshman rushing records: most consecutive 100-yard rushing games (9), most total 100-yard rushing games (11) and most rushing attempts by a freshman with 314.

Year	Rushes	Yds.	Avg.	TD	Long
2004	339	1,925	5.7	15	80
2005	220	1,108	5.0	14	84
2006	188	1,012	5.4	12	53
Totals	747	4,045	5.4	41	84

Year	Rec.	Yds.	Avg.	TD	Long
2004	5	12	2.4	0	6
2005	9	50	5.6	0	11
2006	10	136	13.6	1	69
Totals	24	198	8.3	1	69



A two-time finalist for the Rimington Award as the nation's top center, Vince Carter was a four-year fixture at Oklahoma. He was rewarded as a senior when he was named to the prestigious Walter Camp All-America team.

The Waco, Texas, native stepped in as a freshman when Josh Smith went out with an injury in 2001 and went on to start at center for the Sooners for four seasons.

He earned first-team All-Big 12 Conference honors in 2003 and 2004.

As a senior in 2004, Carter helped pave the way for running back Adrian Peterson and protected quarterback Jason White — both Heisman Trophy finalists — as the Sooners completed a second consecutive undefeated regular season and won the 2004 Big 12 Conference Championship.



Dan Cody was so destructive as a senior that OU coaches devised a special position for him. Cody, at times, stood up from his defensive end spot to play a spinner role. In that capacity, he roamed the defensive front and menaced opposing offenses. At season's end, he had the top sack total in the Big 12 with 10 and a spot on the FWAA's All-America team. Cody was a two-time finalist for the Hendricks Award who was noted for his all-out effort.

Year	UT	AT	Tot.	TFL	Sacks	FF-FR
2000	3	8	11	2-13	2-13	0-1
2001*	1	4	5	0-0	0-0	0-0
2002	8	8	16	5-20	3-18	0-1
2003	24	39	63	17-93	10-65	2-0
2004	25	17	42	17-83	10-66	0-2
Totals	61	76	137	41-209	25-162	2-4

* Received a medical hardship



A dominating senior season led to Jammal Brown earning Oklahoma's fourth Outland Trophy. He followed that up as a first-round pick (No. 13) by the New Orleans Saints.

He did not allow a sack or hurry during the regular season while logging a team-best 130 knockdown blocks. At season's end Brown was a consensus All-American.

As a junior, Brown had the highest line grade in a year when the offense had one of the most productive seasons in school history. The performance landed the Lawton native on the American Football Coaches Association's first team All-America squad.

Brown had 127 knockdowns and ran his string of consecutive starts to 28 during the season.



Noted as one of the great stories of progress in OU history, Mark Clayton went from struggling to bench press 135 pounds in his first workout to twice being named an All-American. By the time his career was over, he held virtually every Sooner receiving record and was widely regarded as the best to ever play the position at the school.

After a wildly successful junior year, Clayton's numbers dipped somewhat as a senior, but that was attributable to an improved running game and a deeper receiving corps. He still led OU in receptions and yards and was named to the AFCA All-America team. Moreover, when punt returner Antonio Perkins was injured, Clayton added that role and took back one for a touchdown at OSU. As a junior, Clayton built a reputation as perhaps the most elusive receiver in the nation with 533 yards after catch (YAC). He set OU standards with 83 receptions for 1,425 yards and broke the school mark for receiving yards in a game with 190 against Texas.

Year	Rec.	Yds.	Avg.	TD	Long
2001	46	524	11.4	3	48
2002	26	416	16.0	5	54
2003	83	1,425	17.2	15	59
2004	66	876	13.3	8	61
Total	221	3,241	14.7	31	61



FIRST-TEAM ALL-AMERICANS

7 NATIONAL CHAMPIONSHIPS
10 BIG 12 CHAMPIONSHIPS



Derrick Strait duplicated former OU great Roy Williams by winning the Nagurski (best defensive player) and Thorpe (best defensive back) Awards in 2003. Strait earned consensus All-American and All-Big 12 honors as a senior. He was named AP Big 12 Defensive Player of the Year.

Strait set school records for starts (53), career interception return yards (397) and passes broken up (53). The Austin native ignited Oklahoma's 65-13 win over Texas in 2003 with a season-high 11 tackles, an interception, a 30-yard return, two fumble recoveries and three pass deflections against the Longhorns. Strait was a Thorpe Award semifinalist and consensus first team All-Big 12 selection in 2002.

He started every game at corner and tied for the OU lead with six interceptions. He contributed immediately as a redshirt freshman and was named Big 12 Conference Defensive Newcomer of the Year in OU's 2000 national championship season.

Year	UT	AT	Tot.	TFL	INT	PBU	FF-FR
2000	41	24	65	5-27	2-32	15	2-0
2001	36	21	57	3-4	3-63	15	0-0
2002	50	18	68	1-2	6-175	13	3-1
2003	58	22	80	7-19	3-127	12	2-5
Totals	185	85	270	16-52	14-397	55	7-6



Antonio Perkins became the nation's most feared punt returner by re-writing the NCAA record book during his junior season. He set an NCAA mark with four returns for touchdowns on the season, including an NCAA record three against UCLA.

He also set an NCAA mark with 277 punt return yards against the Bruins. His other touchdown return, which tied the NCAA career mark at seven, came against Missouri. The returns were spectacular too, with lengths of 84, 74 and 65 against UCLA and 65 against Missouri.

Perkins, who also started every game at cornerback and had two interceptions on the season, finished No. 20 in the nation in return average, but that figure was diluted by the fact that his 53 attempts out-distanced the rest of the country's returners by at least eight.

Year	PR	Yds.	Avg.	TD
2002	43	643	15.0	3
2003	53	642	12.1	4
2004	17	156	9.2	1
Totals	113	1,441	12.8	8



From two reconstructive knee surgeries in successive years to consensus All-American. That was the out-of-the-blue story for Jason White, who wasn't even announced as the team's starter until the summer before the 2003 season. He posted mind-boggling numbers, the most impressive of which were the 40 touchdowns and just 10 interceptions.

White proved particularly adept at completing the long ball and set a school season record with 17 hookups of 40 or more yards. He completed 50 percent or more of his passes in all but two games and was over 60 percent nine times, including 16-of-21 against Texas and 16-of-18 vs. Texas A&M. He fired five TD strikes against both Iowa State and A&M and had a career-high 394 passing yards against Texas Tech.

Year	Comp.	Att.	Yds.	TD	Int.	Pct.
1999*	1	2	9	0	0	.500
2000	0	0	0	0	0	.000
2001	73	113	681	5	3	.646
2002*	20	34	181	1	2	.588
2003	278	451	3,846	40	10	.616
2004	255	390	3,205	35	9	.654
Totals	627	990	7,922	81	24	.633

*Granted extra year of eligibility after early season injury



Tommie Harris rose to the pinnacle of his position in his junior season, which would be his last at OU. He departed for the NFL after just three years in Norman. As a junior, he continued to rocket into opposing backfields with his uncanny quickness. Harris had 10 tackles for loss and 19 quarterback hurries.

After finishing as a finalist for the Lombardi Award one year earlier, he won the coveted piece of hardware in his final Sooner season. He also was one of four finalists for the Nagurski Award, which went to teammate Derrick Strait. Harris' sophomore season was impressive despite an injury. Slowed all by a groin pull suffered in August, he still faced regular double teams.

Harris was named to three All-America squads and was named a finalist for the Bednarik Award. He was the 14th overall selection in the 2004 draft by the Chicago Bears.

Year	UT	AT	Tot.	TFL	Sacks	FF-FR
2001	19	15	34	18-47	2-15	0-0
2002	13	12	25	6-11	2-8	0-1
2003	19	18	37	10-39	5-24	1-1
Totals	51	45	96	34-97	9-47	1-2

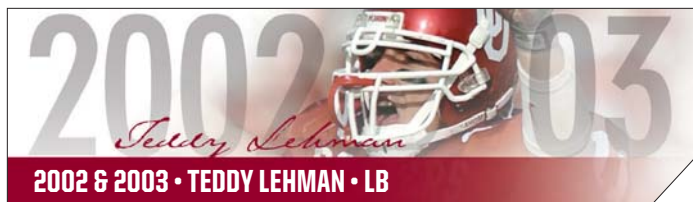


Free safety Brandon Everage earned All-America honors after a stellar junior campaign in 2002.

Six interceptions, with 107 yards in returns, would indicate that Everage understood the centerfield nature of his position. The 94 tackles, third-highest on the team, speak to the linebacker-like mentality with which the Oklahoma free safety played. It was that combination of abilities that landed Everage on the All-America rolls.

Everage recorded 60 tackles in 2003 (44 solo) including four for loss and one sack. He also nabbed one interception with four passes broken up.

Year	UT	AT	Tot.	TFL	Int.	PBU	FF-FR
2000	27	28	55	3-3	2-0	9	1-1
2001	54	22	76	3-9	1-0	4	3-0
2002	65	29	94	4-32	6-107	11	1-0
2003	44	16	60	4-5	1-11	4	0-0
Totals	190	95	285	14-49	10-118	28	5-1



Determining the greatest linebacker in OU history is a tough chore. With Teddy Lehman in the mix, determining the fastest is much easier. That speed, which made him an outstanding high school sprinter, set the Sooner backer apart from his peers. He capped a brilliant career by winning the Butkus and Bednarik Awards after finishing as a finalist for each just one year earlier. His ability to get from sideline to sideline caught a lot of attention...and ball carriers. As a senior, he had 117 tackles, including 19 for 47 yards in losses.

As a junior, Lehman logged 112 tackles, including 17 for loss. He also had two interceptions, which went for 51 yards in returns, including one that set up the go-ahead touchdown against Texas. His one-yard return against Texas as a sophomore, the one that came on the back end of a play that saw Roy Williams leap a blocker to disrupt Longhorn QB Chris Simms, is one of the most memorable plays in school history. He was picked in the second round of the 2004 draft by the Detroit Lions.

Year	UT	AT	Tot.	TFL	Sacks	Int.	PBU	FF-FR
2000	7	4	11	3-10	0-0	0	0	0-0
2001	59	30	89	13-41	3-17	1-2	4	0-3
2002	85	27	112	17-47	2-17	2-51	7	1-2
2003	63	54	117	19-47	2-6	1-0	6	1-0
Totals	214	115	329	52-145	7-40	4-53	17	2-5



Most punters are known for the length and/or the accuracy of their kicks. Jeff Ferguson was outstanding in both areas. But Ferguson separated himself with athletic ability and intelligent play that made him the complete player at his position. He ended his career as the school record holder for punting average in a career and became just the second player in school history to average more than 40 yards in each of his four seasons. The length of the kicks did not come at the expense of accuracy. Twenty-one of his 71 senior season punts were downed inside the 20-yard line. The thunderous punts and the balls that trickled dead deep in enemy territory will be secondary as time remembers Ferguson's career, though. In his junior season, he made a brilliant play in the national championship game against Florida State, turning a bad snap into a safety rather than an opportunity for the Seminoles to get back into the game.

Year	No.	Yds.	Avg.	Long	TB	FC	I20	50+
1998	61	2,529	41.5	72	5	6	17	10
1999	55	2,302	41.9	73	18	8	19	11
2000	56	2,437	43.5	66	8	2	14	12
2001	80	3,438	42.9	71	8	2	21	20
Totals	252	10,706	42.5	73	39	18	71	53



By the time his career was over, Roy Williams was more feared by offensive opponents and more respected by his defensive peers than any player in the country.

In his final season at Oklahoma, he won the Nagurski Award as the nation's top defender and the Thorpe Award as the nation's top defensive back. He was No. 7 in the Heisman Trophy voting, the highest finish of the year by a non-quarterback.

Williams bypassed his senior season of eligibility to enter the NFL draft, but still left his mark on the OU record book. He was drafted in the first round (No. 8 pick overall) in the 2002 NFL Draft by the Dallas Cowboys.

Year	UT	AT	Tot.	TFL	Int.	PBU	FF-FR
1999	57	18	81	7-25	2	12	1-0
2000	58	35	99	13-47	2	10	0-2
2001	73	28	107	14-57	5	22	0-3
Totals	188	81	287	34-129	9	44	1-5



FIRST-TEAM ALL-AMERICANS

7 NATIONAL CHAMPIONSHIPS

10 BIG 12 CHAMPIONSHIPS



2000 • JOSH HEUPEL • QB

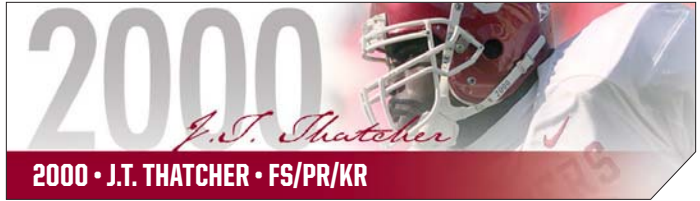
The runner-up for the 2000 Heisman Trophy, Josh Heupel became Oklahoma's first consensus All-America quarterback and the first Sooner QB to earn All-America honors since Jack Mildren in 1971.

As team captain his two years with the Sooners, Heupel is largely credited with turning an offense that statistically ranked as one of the worst in the nation before his arrival into one of the most explosive in the country.

Heupel was named Associated Press Player of the Year, Walter Camp Player of the Year, *The Sporting News* Player of the Year, CBS Sports Player of the Year, Big 12 Player of the Year and Big 12 Offensive Player of the Year in 2000.

The first-team all-conference selection guided OU to a school-record 13 wins and its seventh national championship. Heupel left with virtually every OU and numerous Big 12 passing records.

Year	Comp.	Att.	Yds.	TD	Int.	Pct.
1999	349	553	3,850	33	16	.631
2000	305	472	3,606	20	15	.646
Totals	654	1,025	7,456	53	31	.638



2000 • J.T. THATCHER • FS/PR/KR

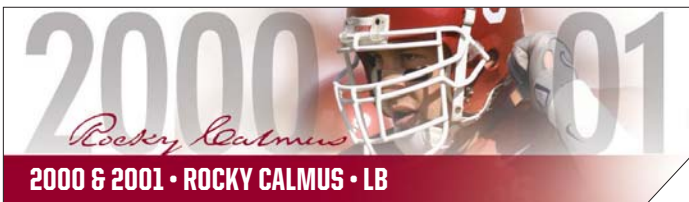
A standout on both defense and special teams, J.T. Thatcher was named an All-American as both a defensive back and returner. The Mosi Tatupu Special Teams Player of the Year Award winner, Thatcher was one of only seven players to return two or more punts for a touchdown in 2000 and ranked ninth nationally in punt return average.

A four-time Big 12 Special Teams Player of the Week selection, Thatcher set OU's single-game (160) and single-season (599) records for punt return yards. He also posted the second-highest single-game kickoff return yard total with 150, including a 93-yard return to set up OU's go-ahead touchdown against second-ranked Kansas State.

Thatcher was a semifinalist for the Jim Thorpe Award and tied school records for interceptions in a game (3) and season (8).

Year	UT	AT	Tot.	TFL	Int.	FF-FR
1997	0	0	0	0-0	0	0-0
1999	5	1	6	0-0	0	0-0
2000	39	21	60	3-6	8	1-0
Totals	44	22	66	3-6	8	1-0

Year	PR	Yds.	Avg.	TD	KR	Yds.	Avg.	TD
1997	0	0	0	0	1	16	16	0
1999	4	146	36.5	1	0	0	0	0
2000	43	634	14.7	2	11	264	20.1	0
Totals	47	780	16.6	3	12	280	23.3	0



2000 & 2001 • ROCKY CALMUS • LB

Only a few players define their position, but that is precisely what Rocky Calmus meant to college football. As a senior, he won the Dick Butkus Award as the nation's top linebacker, but also was a finalist for the Nagurski and Bednarik Awards as the nation's best defender and the Lombardi Award as the country's top interior player. His senior year total of 117 tackles vaulted him into Oklahoma's top five career tacklers and capped an incredible career.

As a junior, he was named the toughest player in college football by *The Sporting News* during the Sooners' 2000 national championship season. OU's all-time leader in tackles for a loss by a linebacker, Calmus was named Big 12 Defensive Player of the Year by the Associated Press and was a finalist for the Butkus Award. A first-team All-Big 12 selection in each of his last three seasons, Calmus led the squad in tackles in each of those years. He was drafted in the third round of the 2002 draft by the Tennessee Titans.

Year	UT	AT	Tot.	TFL	Int.	FF-FR
1998	30	25	55	11-38	0	2-0
1999	76	38	114	14-29	1	0-1
2000	64	61	125	17-61	1	2-3
2001	72	45	117	15-48	1	0-3
Totals	242	169	411	57-176	3	4-7

FIRST-TEAM ALL-AMERICANS



Year	Player	Pos.	Hometown
2016	Dede Westbrook*	WR	Cameron, Texas
2015	Baker Mayfield	QB	Austin, Texas
	Eric Striker	LB	Tampa, Fla.
2013	Gabe Ikard	C	Oklahoma City, Okla.
2011	Ryan Broyles*	WR	Norman, Okla.
2010	Ryan Broyles*	WR	Norman, Okla.
	Quinton Carter*	S	Las Vegas, Nev.
2009	Gerald McCoy*	DT	Oklahoma City, Okla.
	Trent Williams*	OT	Longview, Texas
2008	Sam Bradford*	QB	Oklahoma City, Okla.
	Jermaine Gresham	TE	Ardmore, Okla.
	Gerald McCoy	DT	Oklahoma City, Okla.
	Duke Robinson*	OG	Atlanta, Ga.
2007	Curtis Lofton*	LB	Kingfisher, Okla.
	Duke Robinson*	OG	Atlanta, Ga.
2006	Rufus Alexander	LB	Baton Rouge, La.
2004	Jammal Brown*	OT	Lawton, Okla.
	Vince Carter	C	Waco, Texas
	Mark Clayton	WR	Arlington, Texas
	Dan Cody	DE	Ada, Okla.
	Adrian Peterson*	RB	Palestine, Texas
2003	Jammal Brown	OT	Lawton, Okla.
	Mark Clayton	WR	Arlington, Texas
	Tommie Harris*	DT	Killeen, Texas
	Teddy Lehman*	LB	Fort Gibson, Okla.
	Antonio Perkins*	RS	Lawton, Okla.
	Derrick Strait*	CB	Austin, Texas
	Jason White*	QB	Tuttle, Okla.
2002	Brandon Everage	FS	Granger, Texas
	Tommie Harris*	DT	Killeen, Texas
	Teddy Lehman*	LB	Fort Gibson, Okla.
2001	Rocky Calmus*	LB	Jenks, Okla.
	Jeff Ferguson	P	Tulsa, Okla.
	Roy Williams*	S	Union City, Calif.
2000	Rocky Calmus*	LB	Jenks, Okla.
	Josh Heupel*	QB	Aberdeen, S.D.
	J.T. Thatcher*	FS	Norman, Okla.
1995	Cedric Jones	DE	Houston, Texas
1991	Joe Bowden	LB	Mesquite, Texas
1988	Anthony Phillips*	OG	Tulsa, Okla.
1987	Rickey Dixon*	DB	Dallas, Texas
	Mark Hutson*	OG	Fort Smith, Ark.
	Keith Jackson*	TE	Little Rock, Ark.
	Danté Jones*	LB	Dallas, Texas
	Darrell Reed	DE	Cypress, Texas
1986	Brian Bosworth*	LB	Irving, Texas
	Mark Hutson	OG	Fort Smith, Ark.
	Keith Jackson*	TE	Little Rock, Ark.
	Anthony Phillips	OG	Tulsa, Okla.
1985	Brian Bosworth*	LB	Irving, Texas
	Tony Casillas*	NG	Tulsa, Okla.
	Kevin Murphy	DE	Richardson, Texas
1984	Tony Casillas*	NG	Tulsa, Okla.
1983	Rick Bryan*	DT	Coweta, Okla.
1982	Rick Bryan*	DT	Coweta, Okla.
1981	Terry Crouch*	G	Dallas, Texas
1980	Terry Crouch	G	Dallas, Texas
	Louis Oubre*	T	New Orleans, La.
1979	George Cumby*	LB	Tyler, Texas
	Billy Sims*	HB	Hooks, Texas
1978	Daryl Hunt	LB	Odessa, Texas
	Reggie Kinlaw	NG	Miami, Fla.
	Greg Roberts*	G	Nacogdoches, Texas
	Billy Sims*	HB	Hooks, Texas
1977	George Cumby	LB	Tyler, Texas
	Zac Henderson*	DB	Burkburnett, Texas
	Daryl Hunt	LB	Odessa, Texas
	Reggie Kinlaw	NG	Miami, Fla.
	Greg Roberts	G	Nacogdoches, Texas
1976	Zac Henderson	DB	Burkburnett, Texas
	Mike Vaughan*	T	Ada, Okla.
1975	Billy Brooks	SE	Austin, Texas
	Jimbo Elrod*	DE	Tulsa, Okla.
	Tinker Owens	SE	Miami, Okla.
	Lee Roy Selmon*	DT	Eufaula, Okla.
	Dewey Selmon*	NG	Eufaula, Okla.
	Mike Vaughan	T	Ada, Okla.
	Joe Washington	HB	Port Arthur, Texas
	Terry Webb	G	Muskogee, Okla.

1974	Kyle Davis	C	Altus, Okla.
	Randy Hughes	DB	Tulsa, Okla.
	Tinker Owens	SE	Miami, Okla.
	John Roush*	G	Arvada, Colo.
	Dewey Selmon*	NG	Eufaula, Okla.
	Lee Roy Selmon*	DT	Eufaula, Okla.
	Rod Shoate*	LB	Spiro, Okla.
	Joe Washington*	HB	Port Arthur, Texas
1973	Eddie Foster	T	Monahans, Texas
	Lucious Selmon*	NG	Eufaula, Okla.
	Rod Shoate	LB	Spiro, Okla.
1972	Tom Brahaney*	C	Midland, Texas
	Derland Moore	T	Poplar Bluff, Mo.
	Greg Pruitt*	HB	Houston, Texas
	Rod Shoate	LB	Spiro, Okla.
1971	Tom Brahaney*	C	Midland, Texas
	Jack Mildren	QB	Abilene, Texas
	Greg Pruitt*	HB	Houston, Texas
1969	Ken Mendenhall	C	Enid, Okla.
	Steve Owens*	HB	Miami, Okla.
	Steve Zabel	TE	Thornton, Colo.
1968	Steve Owens*	HB	Miami, Okla.
1967	Bob Kalsu	T	Del City, Okla.
	Granville Liggins*	NG	Tulsa, Okla.
1966	Granville Liggins	NG	Tulsa, Okla.
1965	Carl McAdams*	LB	White Deer, Texas
1964	Carl McAdams	LB	White Deer, Texas
	Ralph Neely*	T	Farmington, N.M.
1963	Jim Grisham*	FB	Olney, Texas
	Ralph Neely	T	Farmington, N.M.
1962	Leon Cross	G	Hobbs, N.M.
	Wayne Lee	C	Ada, Okla.
	Joe Don Looney	HB	Fort Worth, Texas
1959	Jerry Thompson	G	Ada, Okla.
1958	Bob Harrison	C	Stamford, Texas
1957	Bill Krisher*	G	Midwest City, Okla.
	Clendon Thomas*	HB	Oklahoma City, Okla.
1956	Bill Krisher	G	Midwest City, Okla.
	Ed Gray	G	Odessa, Texas
	Tommy McDonald	HB	Albuquerque, N.M.
	Jerry Tubbs*	C	Breckenridge, Texas
1955	Bo Bolinger*	G	Muskogee, Okla.
	Tommy McDonald	HB	Albuquerque, N.M.
1954	Max Boydston*	E	Muskogee, Okla.
	Kurt Burris*	C	Muskogee, Okla.
1953	Buddy Leake	PK	Memphis, Tenn.
	J.D. Roberts*	G	Dallas, Texas
1952	Tom Catlin	C	Ponca City, Okla.
	Eddie Crowder	QB	Muskogee, Okla.
	Buck McPhail	FB	Oklahoma City, Okla.
	Billy Vessels*	HB	Cleveland, Okla.
1951	Tom Catlin	C	Ponca City, Okla.
	Jim Weatherall*	T	White Deer, Texas
1950	Frankie Anderson	E	Oklahoma City, Okla.
	Leon Heath*	FB	Hollis, Okla.
	Buddy Jones	S	Holdenville, Okla.
	Jim Weatherall*	T	White Deer, Texas
1949	Jim Owens	E	Oklahoma City, Okla.
	Darrell Royal	QB	Hollis, Okla.
	George Thomas	HB	Fairland, Okla.
	Wade Walker	T	Gastonia, N.C.
	Stanley West	G	Enid, Okla.
1948	Buddy Burris*	G	Muskogee, Okla.
	Jack Mitchell	QB	Arkansas City, Kan.
1947	Buddy Burris	G	Muskogee, Okla.
1946	Plato Andros	G	Oklahoma City, Okla.
	Buddy Burris	G	Muskogee, Okla.
	John Rapacz	C	Kalamazoo, Mich.
1939	Gilford Duggan	T	Bentonville, Ark.
	Frank "Pop" Ivy	E	Skiatook, Okla.
1938	Roland "Waddy" Young*	E	Ponca City, Okla.
1937	Pete Smith	E	Muskogee, Okla.
1935	J.W. "Dub" Wheeler	T	Davis, Okla.
1934	Cassius Gentry	T	Lawton, Okla.
1927	Granville Norris	T	Laverne, Okla.
1920	Roy "Soupy" Smoot	T	Lawton, Okla.
	Phil White	HB	Oklahoma City, Okla.
1915	Forest "Spot" Geyer	FB	Norman, Okla.
1913	Claude Reeds	FB	Norman, Okla.

* Asterisks denote consensus All-Americans

NOTING OU'S ALL-AMERICANS

- Since the year 2000, Oklahoma has produced 37 first-team All-Americans. Of the 37, 23 were consensus picks. Before 2000, the Sooners had not produced a consensus All-American since 1988.

- OU's 37 first-team All-Americans since 2000 include 18 on offense, 17 on defense and two on special teams. They played 14 different positions.

- The most total All-Americans in one season came in 1974 and 1975 when eight Sooners were so honored. There were seven during the 2003 season.

- In 2003, OU set a record when six Sooners were named to the FWAA All-America team.

- Oklahoma had at least one All-American in 18 consecutive seasons from 1971-1988. There was also a 14-year stretch from 1946-1959.

- Three sets of brothers have been All-Americans at OU: Lee Roy, Dewey and Lucious Selmon all earned the honor, as did Steve and Tinker Owens and Buddy and Kurt Burris.

- Eight Sooner All-Americans went on to serve as assistant coaches at OU: Leon Cross, Eddie Crowder, Frank "Pop" Ivy, Claude Reeds, J.D. Roberts, Lucious Selmon, Jackie Shipp and Josh Heupel.

THREE-TIME ALL-AMERICANS

Rod Shoate	1972-74
Buddy Burris	1946-48

TWO-TIME ALL-AMERICANS

Ryan Broyles	2010-11
Gerald McCoy	2008-09
Duke Robinson	2007-08
Jammal Brown	2003-04
Mark Clayton	2003-04
Tommie Harris	2002-03
Teddy Lehman	2002-03
Rocky Calmus	2000-01
Anthony Phillips	1986, 1988
Keith Jackson	1986-87
Mark Hutson	1986-87
Brian Bosworth	1985-86
Tony Casillas	1984-85
Rick Bryan	1982-83
Terry Crouch	1980-81
Billy Sims	1978-79
George Cumby	1977, 1979
Reggie Kinlaw	1977-78
Daryl Hunt	1977-78
Greg Roberts	1977-78
Zac Henderson	1976-77
Mike Vaughan	1975-76
Joe Washington	1974-75
Dewey Selmon	1974-75
Lee Roy Selmon	1974-75
Tinker Owens	1974-75
Tom Brahaney	1971-72
Greg Pruitt	1971-72
Steve Owens	1968-69
Granville Liggins	1966-67
Carl McAdams	1964-65
Ralph Neely	1963-64
Bill Krisher	1956-57
Tommy McDonald	1955-56
Tom Catlin	1951-52
Jim Weatherall	1950-51



NATIONAL AWARDS

7 NATIONAL CHAMPIONSHIPS

10 BIG 12 CHAMPIONSHIPS

HEISMAN MEMORIAL TROPHY

Player of the Year, awarded by Downtown Athletic Club of NYC

Sam Bradford, Quarterback, Oklahoma City, Okla.	2008
Jason White, Quarterback, Tuttle, Okla.	2003
Billy Sims, Halfback, Hooks, Texas	1978
Steve Owens, Tailback, Miami, Okla.	1969
Billy Vessels, Halfback, Cleveland, Okla.	1952

CHUCK BEDNARIK AWARD

Defensive Player of the Year, awarded by Maxwell Football Club

Teddy Lehman, Linebacker, Fort Gibson, Okla.	2003
---	------

FRED BILETNIKOFF AWARD

Outstanding Receiver, awarded by Tallahassee Quarterback Club Foundation

Dede Westbrook, Wide Receiver, Cameron, Texas	2016
--	------

DICK BUTKUS AWARD

Outstanding Linebacker, awarded by Downtown Athletic Club of Orlando

Teddy Lehman, Fort Gibson, Okla.	2003
Rocky Calmus, Jenks, Okla.	2001
Brian Bosworth, Irving, Texas	1986
Brian Bosworth, Irving, Texas	1985

VINCE LOMBARDI AWARD

Outstanding Lineman, awarded by Rotary Club of Houston

Tommie Harris, Defensive Tackle, Killeen, Texas	2003
Tony Casillas, Noseguard, Tulsa, Okla.	1985
Lee Roy Selmon, Defensive Tackle, Eufaula, Okla.	1975

BRONKO NAGURSKI AWARD

Defensive Player of the Year, awarded by Charlotte Touchdown Club

Derrick Strait, Cornerback, Austin, Texas	2003
Roy Williams, Safety, Union City, Calif.	2001

DAVEY O'BRIEN AWARD

Outstanding Quarterback, awarded by Davey O' Brien Foundation

Sam Bradford, Quarterback, Oklahoma City, Okla.	2008
Jason White, Quarterback, Tuttle, Okla.	2004
Jason White, Quarterback, Tuttle, Okla.	2003
Billy Sims, Running Back, Hooks, Texas	1978

OUTLAND TROPHY

Outstanding Interior Lineman, awarded by FWA

Jammal Brown, Offensive Tackle, Lawton, Okla.	2004
Greg Roberts, Offensive Guard, Nacogdoches, Texas	1978
Lee Roy Selmon, Tackle, Eufaula, Okla.	1975
J.D. Roberts, Guard, Dallas, Texas	1953
Jim Weatherall, Tackle, White Deer, Texas	1951

JIM THORPE AWARD

Outstanding Defensive Back, awarded by Jim Thorpe Association

Derrick Strait, Cornerback, Austin, Texas	2003
Roy Williams, Safety, Union City, Calif.	2001
Rickey Dixon, Safety, Dallas, Texas	1987

SAMMY BAUGH AWARD

Outstanding Quarterback, awarded by Touchdown Club of Columbus

Landry Jones, Quarterback, Artesia, N.M.	2010
Sam Bradford, Quarterback, Oklahoma City, Okla.	2008

CHIC HARLEY AWARD

College Player of the Year, awarded by Touchdown Club of Columbus

Sam Bradford, Quarterback, Oklahoma City, Okla.	2008
--	------

UNITAS AWARD

Outstanding Senior QB, awarded by Johnny Unitas Foundation

Jason White, Quarterback, Tuttle, Okla.	2004
--	------

MAXWELL MEMORIAL AWARD

College Player of the Year, awarded by Maxwell Football Club

Jason White, Quarterback, Tuttle, Okla.	2004
Tommy McDonald, Halfback, Albuquerque, N.M.	1956

WALTER CAMP TROPHY

College Player of the Year, awarded by Walter Camp Football Foundation

Josh Heupel, Quarterback, Aberdeen, S.D.	2000
Billy Sims, Halfback, Hooks, Texas	1978
Steve Owens, Tailback, Miami, Okla.	1969
Jerry Tubbs, Center, Breckenridge, Texas	1956

BOBBY BOWDEN AWARD

FBS player who epitomizes a student-athlete, awarded by FCA

Ty Darlington, Center, Apopka, Fla.	2015
Carl Pendleton, Defensive Tackle, Sapulpa, Okla.	2006

WUERFFEL TROPHY

Player who best combines exemplary community service with athletic and academic achievement, awarded by All-Sports Association of Fort Walton Beach

Ty Darlington, Center, Apopka, Fla.	2015
Gabe Iikard, Center, Oklahoma City, Okla.	2013

WILLIAM V. CAMPBELL TROPHY

Absolute best football scholar-athlete in nation, awarded by National Football Foundation

Ty Darlington, Center, Apopka, Fla.	2015
--	------

BURLSWORTH TROPHY

Most outstanding player who began career as a walk-on, awarded by Springdale (Ark.) Rotary Club

Baker Mayfield, Quarterback, Austin, Texas	2015, 2016
---	------------

ASSOCIATED PRESS PLAYER OF THE YEAR

Sam Bradford, Quarterback, Oklahoma City, Okla.	2008
Jason White, Quarterback, Tuttle, Okla.	2003
Josh Heupel, Quarterback, Aberdeen, S.D.	2000

THE SPORTING NEWS PLAYER OF THE YEAR

Baker Mayfield, Quarterback, Austin, Texas	2015
Sam Bradford, Quarterback, Oklahoma City, Okla.	2008
Jason White, Quarterback, Tuttle, Okla.	2003
Josh Heupel, Quarterback, Aberdeen, S.D.	2000
Tommy McDonald, Halfback, Albuquerque, N.M.	1956

CBS PLAYER OF THE YEAR

Josh Heupel, Quarterback, Aberdeen, S.D.	2000
---	------

FOOTBALL NEWS FRESHMAN OF THE YEAR

Marcus Dupree, Tailback, Philadelphia, Miss.	1982
---	------

OUTSTANDING LINEMAN OF THE YEAR

Tony Casillas, NG, Tulsa, Okla. (UPI)	1985
Granville Liggins, NG, Tulsa, Okla. (UPI)	1967
Bob Harrison, C, Samford, Texas (UPI)	1958
Jerry Tubbs, C, Breckenridge, Texas (UPI)	1956
Max Boydston, E, Muskogee, Okla. (Washington TD Club)	1954
Kurt Burris, C, Muskogee, Okla. (Philadelphia Sports Writers)	1954
J.D. Roberts, G, Dallas, Texas (AP, UPI, Fox Movietime News)	1953

MOSI TATUPU AWARD

Outstanding Special Teams Player, awarded by Maui Quarterback Club

J.T. Thatcher, Free Safety, Norman, Okla.	2000
--	------

CHEVROLET ABC OFFENSIVE PLAYER OF THE YEAR

Jack Mildren, Quarterback, Abilene, Texas	1971
--	------

CHEVROLET ABC DEFENSIVE PLAYER OF THE YEAR

Teddy Lehman, Linebacker, Fort Gibson, Okla.	2002
Lucious Selmon, Noseguard, Eufaula, Okla.	1973

HELMS & CITIZENS SAVINGS ATHLETIC FOUNDATION POY

Billy Sims, Halfback, Hooks, Texas	1978
Steve Owens, Tailback, Miami, Okla.	1969
Kurt Burris, Center, Muskogee, Okla.	1954

NEW YORK ATHLETIC CLUB DEFENSIVE BACK OF THE YEAR

Zac Henderson, Free Safety, Burkburnett, Texas	1977
---	------

WASHINGTON, D.C., PLAYER OF THE YEAR

Joe Washington, Halfback, Port Arthur, Texas	1974
Greg Pruitt, Halfback, Houston, Texas	1972

NCAA TOP SIX AWARD

Anthony Phillips, Offensive Guard, Tulsa, Okla.	1988
Keith Jackson, Tight End, Little Rock, Ark.	1987

NATIONAL FOOTBALL FOUNDATION & COLLEGE HALL OF FAME

Brian Bosworth, Irving, Texas	2015
Rod Shoate, Linebacker, Spiro, Okla.	2013
Clendon Thomas, Running Back, Oklahoma City, Okla.	2011
Tom Brahaney, Center, Midland, Texas	2007
Joe Washington, Running Back, Port Arthur, Texas	2005
Tony Casillas, Noseguard, Tulsa, Okla.	2004
Keith Jackson, Tight End, Little Rock, Ark.	2001
Barry Switzer, Head Coach (1973-88)	2001
Kurt Burris, Center-Linebacker, Muskogee, Okla.	2000
Greg Pruitt, Halfback, Houston, Texas	1999
Jerry Tubbs, Center, Breckenridge, Texas	1996
Billy Sims, Halfback, Hooks, Texas	1995
J.D. Roberts, Guard, Dallas, Texas	1993
Jim Weatherall, Tackle, White Deer, Texas	1992
Steve Owens, Tailback, Miami, Okla.	1991
Lee Roy Selmon, Defensive Tackle, Eufaula, Okla.	1988
Roland "Waddy" Young, End, Ponca City, Okla.	1986
Tommy McDonald, Halfback, Albuquerque, N.M.	1985
Jim Owens, End, Oklahoma City, Okla.	1982
Billy Vessels, Halfback, Cleveland, Okla.	1974
Forest "Spot" Geyer, Fullback, Norman, Okla.	1973
Bud Wilkinson, Head Coach (1947-63)	1969
Claude Reeds, Fullback, Norman, Okla.	1961

ACADEMIC AWARDS



ACADEMIC ALL-CONFERENCE FIRST TEAM

Year	Pos.	Player
2016	TE	Mark Andrews
	WR	Nick Basquine
	WR	Grant Bothun
	OL	Alex Dalton
	OL	Bobby Evans
	LB	Ruben Hunter
	QB	Connor McGinnis
	WR	A.D. Miller
	OL	Riley Nolan
	RB	Samaje Perine
2015	K/P	Austin Seibert
	FB	Jaxon Uhles
	TE	Mark Andrews
	WR	Grant Bothun
	OL	Alex Dalton
	C	Ty Darlington
	LB	Tay Evans
	K	Nick Hodgson
	LS	Wesley Horky
	LB	Ruben Hunter
2014	TE	Carson Meier
	RB	Samaje Perine
	WR	Sterling Shepard
	P	Jed Barnett
	WR	Grant Bothun
	C	Ty Darlington
	DE	David Driskill
	LB	Jordan Evans
	G	Tony Feo
	LB	Caleb Gastelum
2013	K	Nick Hodgson
	K	Michael Hunnicutt
	QB	Trevor Knight
	LB	P.L. Lindley
	QB	Blake Bell
	WR	Grant Bothun
	DB	Seth Carter
	DB	Kass Everett
	LB	Caleb Gastelum
	TE	Brannon Green
2012	K	Nick Hodgson
	C	Gabe Ikard
	FB	Trey Millard
	DB	Julian Wilson
	OL	Austin Woods
	QB	Blake Bell
	LB	Jaydan Bird
	LB	Daniel Franklin
	K	Michael Hunnicutt
	OL	Gabe Ikard
2011	OL	Lane Johnson
	DT	Jamarkus McFarland
	FB	Trey Millard
	LB	Corey Nelson
	K	Jimmy Stevens
	DB	Julian Wilson
	OL	Austin Woods
	LB	Jaydan Bird
	LB	Aaron Franklin
	LB	Daniel Franklin
2010	OL	Gabe Ikard
	OL	Lane Johnson
	DT	Jamarkus McFarland
	FB	Trey Millard
	LB	Corey Nelson
	K	Jimmy Stevens
	DB	Julian Wilson
	OL	Austin Woods
	LB	Jaydan Bird
	FB	Brandon Crow
2009	LB	Daniel Franklin
	DB	Demontre Hurst
	OL	Gabe Ikard
	OL	Brian Lepak
	DT	Jamarkus McFarland
	QB	John Nimmo
	FB	Brandon Crow
	DE	Auston English
	OL	Ben Habern
	DE	Tola Jimoh
2008	LB	Justin Fuente
	RB	DeMarco Murray
	DB	Jonathan Nelson
	K	Jimmy Stevens
	DT	Paul Moriarty
	WR	Adrian Taylor
	WR	Carter Whitson
	QB	Sam Bradford
	FB	Matt Clapp
	DE	Alan Davis
2007	DE	Auston English
	RB	Derek Gove
	QB	Joey Halzje
	DB	Desmond Jackson
	DS	Kyle Johnson
	P	Mike Knall
	LB	Travis Lewis
	RB	DeMarco Murray
	DB	Sam Proctor
	K	Jimmy Stevens
2006	WR	Carter Whitson
	QB	Sam Bradford
	WR	Russell English
	RB	Jacob Gutierrez
	OL	Sherrone Moore
	RB	DeMarco Murray
	DT	Adrian Taylor
	WR	Earl Johnson
	FB	Dane Zaslaw
	DE	Larry Birdine
2005	RB	Jacob Gutierrez
	LB	Curtis Lofton
	DT	Carl Pendleton
	FB	Dane Zaslaw
	QB	Rhett Bomar
	DT	Dusty Dvoracek
	DT	Carl Pendleton
	RB	Tashard Choice
	TE	Joe Jon Finley
	DT	Carl Pendleton
2004	DB	Antonio Perkins
	DB	Dusty Dvoracek
	RB	Shawn Farria
	LB	Pasha Jackson
	DT	Kory Klein
	S	Matt McCoy
	DB	Antonio Perkins
	WR	Travis Wilson
	RB	Renaldo Works
	C	Vince Carter
2003	DT	Dusty Dvoracek
	DT	Jacob Hager
	DE	Eric Hilaire
	QB	Nate Hybl
	CB	Andre Woolfolk
	RB	Renaldo Works
	TE	Lance Donley
	QB	Nate Hybl
	S	Matt McCoy
	SN	Ben Panter
2002	RB	Renaldo Works
	DE	Darryl Bright
	DT	Ryan Fisher
	TE	Chris Hammons
	QB	Nate Hybl
	OL	Scott Kempenich
	DT	Kory Klein
	DB	Matt Mayhew
	DB	Matt McCoy
	SN	Ben Panter
2001	OL	Josh Smith
	DB	Michael Thompson
	DE	Ryan Allen
	OL	Darryl Bright
	LB	Rocky Calmus
	OL	Scott Kempenich
	WR	Damian Mackey
	DB	Matt Mayhew
	DS	Ben Panter
	K	Matt Reeves
2000	OL	Joe Wylie
	DE	Rocky Calmus
	OL	Scott Kempenich
	OL	Steve Zabel
	RB	Seth Littrell
	LB	Eddie Hinton
	SNP	Steve Zabel
	LB	DeMario Soloman
	FL	Gerald Williams
	DE	Ryan Allen
1999	QB	Justin Fuente
	CB	Corey T. Ivy
	OL	Scott Kempenich
	MLB	Scott Ousley
	FL	Gerald Williams
	SNP	Taylor Wickersham
	DE	Ryan Allen
	OL	David Bullard
	QB	Justin Fuente
	FL	Gerald William
1998	TE	Stephen Alexander
	OG	Milton Overton
	OL	Paul Moriarty
	RB	Kenyon Rasheed
	LB	Mike Fields
	OG	Mike Sawatzky
	OT	Jeff Miller
	OL	Terran Manning
	QB	Chris Melson
	OL	Anthony Phillips
1997	OL	Mike Sawatzky
	DL	Scott Evans
	TE	Todd Thomsen
	TE	Keith Jackson
	OL	Greg Johnson
	OL	Anthony Phillips
	FB	Lydell Carr
	K	Todd Thomsen
	DE	Darrell Reed
	DL	Scott Evans
1996	LB	Richard Dillon
	LB	Derrick Crudup
	OL	Anthony Phillips
	OL	Travis Simpson
	FB	Earl Johnson
	DE	Mike Mantle
	DL	Richard Reed
	LB	Evan Gatewood
	DB	David Vickers
	OL	Anthony Phillips
1995	OL	Chuck Thomas
	DL	Daryl Goodlow
	DL	Rick Bryan
	OL	Brent Burks
	HB	Weldon Ledbetter
	DT	Steve Sewell
	DT	Rick Bryan
	P	Michael Keeling
	RB	Weldon Ledbetter
	DE	Steve Whaley
1994	DL	Rick Bryan
	DB	Dwight Drane
	P	Michael Keeling
	RB	Weldon Ledbetter
	DE	Mike Weddington
	LB	Mike Coast
	DB	Jay Jimerson
	P	Michael Keeling
	DB	Jay Jimerson
	OG	Bill O'Gara
S	Jay Jimerson	
1993	WR	Bobby Kimball
	OL	Bruce Taton
	S	Sherwood Taylor
	LB	Obie Moore
	DB	Lee Roy Selmon
	NG	Dewey Selmon
	LB	Jamie Thomas
	DB	Lee Roy Selmon
	NG	Dewey Selmon
	LB	Jamie Thomas
1992	OG	John Roush
	HB	Grant Burget
	OT	Lee Roy Selmon
	NG	Dewey Selmon
	DB	Randy Hughes
	OT	Eddie Foster
	DT	Dewey Selmon
	DB	Randy Hughes
	DB	Durwood Keeton
	OG	Ken Jones
1991	HB	Greg Pruitt
	HB	Joe Wylie
	QB	Jack Mildren
	FB	Leon Crosswhite
	TE	Albert Chandler
	QB	Jack Mildren
	HB	John Allen
	LB	Steve Aycock
	TE	Steve Zabel
	QB	Jack Mildren
1990	HB	Eddie Hinton
	TE	Steve Zabel
	DB	Steve Barrett
	TE	Steve Zabel
	HB	Ron Shotts
	DE	Jim Files
	LB	Bruce Stensrud
	HB	Ron Shotts
	LB	Rick Goodwin
	OG	Wes Butts
1989	QB	Gene Cagle
	HB	Ron Shotts
	DE	John Koeller
	DB	Mike Ringer
	TE	Ron Harmon
	OT	Butch Metcalf
	OG	Newt Burton
	OG	Carl Schreiner
	DE	Rick McCurdy
	DT	Bill Hill
1988	LB	Dave Voiles
	LB	Rick McCurdy
	Jerry Tubbs	C
	Carl Allison	E
	Tom Catlin	C
	Dennis Ward	T
	Duane Cook	T
	Wayne Lee	C
	Dennis Ward	T
	Mike McClellan	B
Phil Lohmann	B	
Gary Wylie	B	
Jerry Thompson	T	
Jim Lawrence	T	
Jerry Payne	G	
Prentice Gautt	B	
Joe Rector	E	
Doyle Jennings	T	
Joseph Oujesky	G	
John Bell	E	
Jay O'Neal	B	
Tommy McDonald	B	
Carl Allison	E	
Cal Woodworth	T	
Gene Calame	B	

1987	DL	Scott Evans
	TE	Todd Thomsen
	TE	Keith Jackson
	OL	Greg Johnson
	OL	Anthony Phillips
	FB	Lydell Carr
	K	Todd Thomsen
	DE	Darrell Reed
	DL	Scott Evans
	LB	Richard Dillon
1986	LB	Derrick Crudup
	OL	Anthony Phillips
	OL	Travis Simpson
	FB	Earl Johnson
	DE	Mike Mantle
	DL	Richard Reed
	LB	Evan Gatewood
	DB	David Vickers
	OL	Anthony Phillips
	OL	Chuck Thomas
1985	DL	Daryl Goodlow
	DL	Rick Bryan
	OL	Brent Burks
	HB	Weldon Ledbetter
	DT	Steve Sewell
	DT	Rick Bryan
	P	Michael Keeling
	RB	Weldon Ledbetter
	DE	Steve Whaley
	DL	Rick Bryan
1984	DB	Dwight Drane
	P	Michael Keeling
	RB	Weldon Ledbetter
	DE	Mike Weddington
	LB	Mike Coast
	DB	Jay Jimerson
	P	Michael Keeling
	DB	Jay Jimerson
	OG	Bill O'Gara
	S	Jay Jimerson
1983	WR	Bobby Kimball
	OL	Bruce Taton
	S	Sherwood Taylor
	LB	Obie Moore
	DB	Lee Roy Selmon
	NG	Dewey Selmon
	LB	Jamie Thomas
	DB	Lee Roy Selmon
	NG	Dewey Selmon
	LB	Jamie Thomas
1982	OG	John Roush
	HB	Grant Burget
	OT	Lee Roy Selmon
	NG	Dewey Selmon
	DB	Randy Hughes
	OT	Eddie Foster
	DT	Dewey Selmon
	DB	Randy Hughes
	DB	Durwood Keeton
	OG	Ken Jones
1981	HB	Greg Pruitt
	HB	Joe Wylie
	QB	Jack Mildren
	FB	Leon Crosswhite
	TE	Albert Chandler
	QB	Jack Mildren
	HB	John Allen
	LB	Steve Aycock
	TE	Steve Zabel
	QB	Jack Mildren
1980	HB	Eddie Hinton
	TE	Steve Zabel
	DB	Steve Barrett
	TE	Steve Zabel
	HB	Ron Shotts
	DE	Jim Files
	LB	Bruce Stensrud
	HB	Ron Shotts
	LB	Rick Goodwin
	OG	Wes Butts
1979	QB	Gene Cagle
	HB	Ron Shotts
	DE	John Koeller
	DB	Mike Ringer
	TE	Ron Harmon
	OT	Butch Metcalf
	OG	Newt Burton
	OG	Carl Schreiner
	DE	Rick McCurdy
	DT	Bill Hill
1978	LB	Dave Voiles
	LB	Rick McCurdy
	Jerry Tubbs	C
	Carl Allison	E
	Tom Catlin	C
	Dennis Ward	T
	Duane Cook	T
	Wayne Lee	C
	Dennis Ward	T
	Mike McClellan	B
Phil Lohmann	B	
Gary Wylie	B	
Jerry Thompson	T	
Jim Lawrence	T	
Jerry Payne	G	
Prentice Gautt	B	
Joe Rector	E	
Doyle Jennings	T	
Joseph Oujesky	G	
John Bell	E	
Jay O'Neal	B	
Tommy McDonald	B	
Carl Allison	E	
Cal Woodworth	T	
Gene Calame	B	

Year	Pos.	Player
2015	TE	Mark Andrews
	WR	Nick Basquine
	WR	Grant Bothun
	OL	Alex Dalton
	OL	Bobby Evans
	LB	Ruben Hunter
	QB	Connor McGinnis
	WR	A.D. Miller
	OL	Riley Nolan
	RB	Samaje Perine
2014	K/P	Austin Seibert
	FB	Jaxon Uhles
	TE	Mark Andrews
	WR	Grant Bothun
	OL	Alex Dalton
	C	Ty Darlington
	LB	Tay Evans
	K	Nick Hodgson
	LS	Wesley Horky
	LB	Ruben Hunter
2013	TE	Carson Meier
	RB	Samaje Perine
	WR	Sterling Shepard
	P	Jed Barnett
	WR	Grant Bothun
	C	Ty Darlington
	DE	David Driskill
	LB	Jordan Evans
	G	Tony Feo
	LB	Caleb Gastelum
2012	K	Nick Hodgson
	K	Michael Hunnicutt
	QB	Trevor Knight
	LB	P.L. Lindley
	QB	Blake Bell
	WR	Grant Bothun
	DB	Seth Carter
	DB	Kass Everett
	LB	Caleb Gastelum
	TE	Brannon Green
2011	K	Nick Hodgson
	C	Gabe Ikard
	FB	Trey Millard
	DB	Julian Wilson
	OL	Austin Woods
	QB	Blake Bell
	LB	Jaydan Bird
	LB	Daniel Franklin
	K	Michael Hunnicutt
	OL	Gabe Ikard
2010	OL	Lane Johnson
	DT	Jamarkus McFarland
	FB	Trey Millard
	LB	Corey Nelson
	K	Jimmy Stevens
	DB	Julian Wilson
	OL	Austin Woods
	LB	Jaydan Bird
	FB	Brandon Crow
	LB	Daniel Franklin
2009	DB	Demontre Hurst
	OL	Gabe Ikard
	OL	Brian Lepak
	DT	Jamarkus McFarland
	QB	John Nimmo
	FB	Brandon Crow
	DE	Auston English
	OL	Ben Habern
	DE	Tola Jimoh
	LB	Justin Fuente
2008	RB	DeMarco Murray
	DB	Jonathan Nelson
	K	Jimmy Stevens
	DT	Paul Moriarty
	WR	Adrian Taylor
	WR	Carter Whitson
	QB	Sam Bradford
	FB	Matt Clapp
	DE	Alan Davis
	DE	Auston English
2007	RB	Derek Gove
	QB	Joey Halzje
	DB	Desmond Jackson
	DS	Kyle Johnson
	P	Mike Knall
	LB	Travis Lewis
	RB	DeMarco Murray
	DB	Sam Proctor
	K	Jimmy Stevens
	WR	Carter Whitson
2006	QB	Sam Bradford
	WR	Russell English
	RB	Jacob Gutierrez
	OL	Sherrone Moore
	RB	DeMarco Murray
	DT	Adrian Taylor
	WR	Earl Johnson
	FB	Dane Zaslaw
	DE	Larry Birdine
	RB	Jacob Gutierrez
2005	LB	Curtis Lofton
	DT	Carl Pendleton
	FB	Dane Zaslaw
	QB	Rhett Bomar
	DT	Dusty Dvoracek
	DT	Carl Pendleton
	RB	Tashard Choice
	TE	Joe Jon Finley
	DT	Carl Pendleton
	DB	Antonio Perkins
2004	DB	Dusty Dvoracek
	RB	Shawn Farria
	LB	Pasha Jackson
	DT	Kory Klein
	S	Matt McCoy
	DB	Antonio Perkins
	WR	Travis Wilson
	RB	Renaldo Works
	C	Vince Carter
	DT	Dusty Dvoracek
2003	DT	Jacob Hager
	DE	Eric Hilaire
	QB	Nate Hybl
	CB	Andre Woolfolk
	RB	Renaldo Works
	TE	Lance Donley
	QB	Nate Hybl
	S	Matt McCoy
	SN	Ben Panter
	RB	Renaldo Works
2002	DE	Darryl Bright
	DT	Ryan Fisher
	TE	Chris Hammons
	QB	Nate Hybl
	OL	Scott Kempenich
	DT	Kory Klein
	DB	Matt Mayhew
	DB	Matt McCoy
	SN	Ben Panter
	OL	Josh Smith
2001	DB	Michael Thompson
	DE	Ryan Allen
	OL	Darryl Bright
	LB	Rocky Calmus
	OL	Scott Kempenich
	WR	Damian Mackey
	DB	Matt Mayhew
	DS	Ben Panter
	K	Matt Reeves
	OL	Joe Wylie
2000	DE	Rocky Calmus
	OL	Scott Kempenich
	OL	Steve Zabel
	RB	Seth Littrell
	LB	Eddie Hinton
	SNP	Steve Zabel
	LB	DeMario Soloman
	FL	Gerald Williams
	DE	Ryan Allen
	QB	Justin Fuente
1999	CB	Corey T. Ivy
	OL	Scott Kempenich
	MLB	Scott Ousley
	FL	Gerald Williams
	SNP	Taylor Wickersham
	DE	Ryan Allen
	OL	David Bullard
	QB	Justin Fuente
	FL	Gerald William
	1998	TE
OG		Milton Overton
OL		Paul Moriarty
RB		Kenyon Rasheed
LB		Mike Fields
OG		Mike Sawatzky



ALL-CONFERENCE

7 NATIONAL CHAMPIONSHIPS

10 BIG 12 CHAMPIONSHIPS

BIG 12 CONFERENCE (COACHES)

2016	Mark Andrews..... Tight End (1st Team)
	Orlando Brown..... Offensive Line (1st Team)
	Jordan Evans..... Linebacker (1st Team)
	Baker Mayfield..... Quarterback (1st Team)
	Joe Mixon..... Running Back (1st Team)
	Jordan Thomas..... Cornerback (1st Team)
	Dede Westbrook..... Wide Receiver (1st Team)
	Dimitri Flowers..... Fullback (2nd Team)
	Ogbonnia Okoronkwo..... Linebacker (2nd Team)
	Samaje Perine..... Running Back (2nd Team)
	Jordan Wade..... Defensive Line (2nd Team)
	Dede Westbrook..... Kick/Punt Returner (2nd Team)
	Bobby Evans..... Offensive Line (HM)
	Joe Mixon..... Kick/Punt Returner (HM)
	Steven Parker..... Safety (HM)
	Ben Powers..... Offensive Line (HM)
	Dru Samia..... Offensive Line (HM)
	Ahmad Thomas..... Safety (HM)
2015	Erick Wren..... Offensive Line (HM)
	Dominique Alexander..... Linebacker (1st Team)
	Ty Darlington..... Center (1st Team)
	Nila Kasitati..... Offensive Line (1st Team)
	Baker Mayfield..... Quarterback (1st Team)
	Samaje Perine..... Running Back (1st Team)
	Zack Sanchez..... Cornerback (1st Team)
	Sterling Shepard..... Wide Receiver (1st Team)
	Eric Striker..... Linebacker (1st Team)
	Charles Tapper..... Defensive End (1st Team)
	Mark Andrews..... Tight End (2nd Team)
	Jordan Evans..... Linebacker (2nd Team)
	Austin Seibert..... Punter (2nd Team)
	Ahmad Thomas..... Safety (2nd Team)
	Jordan Thomas..... Cornerback (2nd Team)
	Charles Walker..... Defensive Tackle (2nd Team)
	Orlando Brown..... Offensive Line (HM)
	Dimitri Flowers..... Fullback (HM)
	Steven Parker..... Safety (HM)
2014	Samaje Perine..... Running Back (1st Team)
	Zack Sanchez..... Defensive Back (1st Team)
	Sterling Shepard..... Wide Receiver (1st Team)
	Eric Striker..... Linebacker (1st Team)
	Daryl Thompson..... Offensive Line (1st Team)
	Tyrus Williams..... Offensive Line (1st Team)
	Chuka Ndulue..... Defensive Line (2nd Team)
	Jordan Phillips..... Defensive Line (2nd Team)
	Aaron Ripkowski..... Fullback (2nd Team)
	Adam Shead..... Offensive Line (2nd Team)
	Geneo Grissom..... Linebacker (HM)
	Nila Kasitati..... Offensive Line (HM)
	Dionte Savage..... Offensive Line (HM)
	Charles Tapper..... Defensive Line (HM)
2013	Aaron Colvin..... Defensive Back (1st Team)
	Gabe Ikard..... Center (1st Team)
	Trey Millard..... Fullback (1st Team)
	Charles Tapper..... Defensive End (1st Team)
	Michael Hunnicutt..... Kicker (2nd Team)
	Jalen Saunders..... Wide Receiver (2nd Team)
	Eric Striker..... Linebacker (2nd Team)
	Daryl Williams..... Offensive Line (2nd Team)
	Gabe Ikard..... Offensive Line (HM)
	Gabe Lynn..... Defensive Back (HM)
	Frank Shannon..... Linebacker (HM)
2012	Aaron Colvin..... Defensive Back (1st Team)
	Gabe Ikard..... Offensive Line (1st Team)
	Tony Jefferson..... Safety (1st Team)
	Trey Millard..... Fullback (1st Team)
	Demontre Hurst..... Defensive Back (2nd Team)
	David King..... Defensive Line (2nd Team)
	Lane Johnson..... Offensive Line (2nd Team)
	Kenny Stills..... Wide Receiver (2nd Team)
	Damien Williams..... Running Back (2nd Team)
	Justin Brown..... Wide Receiver/KR/PR (HM)
	Landry Jones..... Quarterback (HM)
	Tress Way..... Punter (HM)
2011	Daryl Williams..... Offensive Line (HM)
	Frank Alexander..... Defensive End (1st Team)
	Ryan Broyles..... Wide Receiver (1st Team)
	Jamell Fleming..... Defensive Back (1st Team)
	Gabe Ikard..... Offensive Line (1st Team)
	Ronnell Lewis..... Defensive End (1st Team)
	Trey Millard..... Fullback (1st Team)
	James Hanna..... Tight End (2nd Team)
	Demontre Hurst..... Safety (2nd Team)
	Travis Lewis..... Linebacker (2nd Team)
	Kenny Stills..... Wide Receiver (2nd Team)

	Tyler Evans..... Offensive Line (HM)
	Roy Finch..... Running Back (HM)
	Michael Hunnicutt..... Kicker (HM)
	Tony Jefferson..... Defensive Back (HM)
	Corey Nelson..... Linebacker (HM)
	Donald Stephenson..... Offensive Line (HM)
	Tress Way..... Punter (HM)
	Dominique Whaley..... Running Back (HM)
	Tom Wort..... Linebacker (HM)
2010	Jeremy Beal..... Defensive End (1st Team)
	Ryan Broyles..... Wide Receiver (1st Team)
	Quinton Carter..... Safety (1st Team)
	Eric Mensik..... Offensive Tackle (1st Team)
	DeMarco Murray..... Running Back (1st Team)
	Travis Lewis..... Linebacker (2nd Team)
	Trey Millard..... Fullback (2nd Team)
	Jamell Fleming..... Defensive Back (HM)
	Landry Jones..... Quarterback (HM)
	Jonathan Nelson..... Defensive Back (HM)
	Kenny Stills..... Wide Receiver (HM)
	Tress Way..... Punter (HM)
2009	Jeremy Beal..... Defensive End (1st Team)
	Dominique Franks..... Defensive Back (1st Team)
	Travis Lewis..... Linebacker (1st Team)
	Gerald McCoy..... Defensive Tackle (1st Team)
	Trent Williams..... Offensive Line (1st Team)
	Ryan Broyles..... Wide Receiver (2nd Team)
	Quinton Carter..... Defensive Back (2nd Team)
	Brody Eldridge..... Offensive Line (2nd Team)
	Brian Jackson..... Defensive Back (2nd Team)
	DeMarco Murray..... Running Back (2nd Team)
	Tress Way..... Punter (2nd Team)
	Chris Brown..... Running Back (HM)
	Ryan Broyles..... KR/PR (HM)
	Keenan Clayton..... Linebacker (HM)
	Landry Jones..... Quarterback (HM)
	Gerald McCoy..... Offensive Line (HM)
	Jonathan Nelson..... Defensive Back (HM)
	Ryan Reynolds..... Offensive Line (HM)
	Adrian Taylor..... Offensive Line (HM)
	Trent Williams..... Offensive Line (HM)
2008	Jeremy Beal..... Defensive End (1st Team)
	Sam Bradford..... Quarterback (1st Team)
	Matt Clapp..... Full Back (1st Team)
	Jermaine Gresham..... Tight End (1st Team)
	Nic Harris..... Defensive Back (1st Team)
	Travis Lewis..... Linebacker (1st Team)
	Phil Loadholt..... Offensive Line (1st Team)
	Gerald McCoy..... Defensive Tackle (1st Team)
	DeMarco Murray..... Running Back (1st Team)
	Duke Robinson..... Offensive Line (1st Team)
	Trent Williams..... Offensive Line (1st Team)
	Jeremy Beal..... Defensive Line (2nd Team)
	Jon Cooper..... Offensive Line (2nd Team)
	Dominique Franks..... Defensive Back (2nd Team)
	Lendy Holmes..... Defensive Back (2nd Team)
	Juaquin Iglesias..... Wide Receiver (2nd Team)
	Travis Lewis..... Linebacker (2nd Team)
	Chris Brown..... Running Back (HM)
	Keenan Clayton..... Linebacker (HM)
	Brandon Walker..... Offensive Line (HM)
	Brody Eldridge..... Fullback (1st Team)
2007	Auston English..... Defensive End (1st Team)
	Nic Harris..... Defensive Back (1st Team)
	Curtis Lofton..... Linebacker (1st Team)
	Duke Robinson..... Offensive Line (1st Team)
	Reggie Smith..... Defensive Back (1st Team)
	Garrett Hartley..... Kicker (2nd Team)
	Malcolm Kelly..... Wide Receiver (2nd Team)
	Phil Loadholt..... Offensive Line (2nd Team)
	Brandon Walker..... Offensive Line (2nd Team)
	D.J. Wolfe..... Defensive Back (2nd Team)
	Lewis Baker..... Linebacker (HM)
	Sam Bradford..... Quarterback (HM)
	Joe Jon Finley..... Tight End (HM)
	Jermaine Gresham..... Tight End (HM)
	Juaquin Iglesias..... Wide Receiver (HM)
	Gerald McCoy..... Defensive Line (HM)
	DeMarco Murray..... Running Back (HM)
2006	C.J. Ah You..... Defensive End (1st Team)
	Rufus Alexander..... Linebacker (1st Team)
	Larry Birdine..... Defensive End (1st Team)
	Chris Messner..... Offensive Tackle (1st Team)
	Adrian Peterson..... Running Back (1st Team)
	Reggie Smith..... Defensive Back (1st Team)
	Garrett Hartley..... Kicker (2nd Team)
	Malcolm Kelly..... Wide Receiver (2nd Team)

	Nic Harris..... Defensive Back (2nd Team)
	Reggie Smith..... Defensive Back (2nd Team)
	Marcus Walker..... Defensive Back (2nd Team)
	Steven Coleman..... Defensive Line (HM)
	Brody Eldridge..... Fullback (HM)
	Joe Jon Finley..... Tight End (HM)
	Lendy Homes..... Defensive Back (HM)
	Zach Latimer..... Linebacker (HM)
	Allen Patrick..... Running Back (HM)
	George Robinson..... Offensive Line (HM)
	Reggie Smith..... KR/PR (HM)
	Paul Thompson..... Quarterback (HM)
	Brandon Walker..... Offensive Line (HM)
	Darlen Williams..... Defensive Back (HM)
2005	Rufus Alexander..... Linebacker (1st Team)
	Dusty Dvoracek..... Defensive Tackle (1st Team)
	Davin Joseph..... Offensive Guard (1st Team)
	Adrian Peterson..... Running Back (1st Team)
	J.D. Runnels..... Fullback (1st Team)
	Clint Ingram..... Linebacker (2nd Team)
	Chijoke Onyenegecha..... Defensive Back (2nd Team)
	Calvin Thibodeaux..... Defensive Line (2nd Team)
	Travis Wilson..... Wide Receiver (2nd Team)
	C.J. Ah You..... Defensive Line (HM)
	Rhett Bomar..... Quarterback (HM)
	Malcolm Kelly..... Wide Receiver (HM)
	D.J. Wolfe..... Defensive Back (HM)
2004	Jammal Brown..... Offensive Tackle (1st Team)
	Vince Carter..... Center (1st Team)
	Mark Clayton..... Wide Receiver (1st Team)
	Dan Cody..... Defensive End (1st Team)
	Jonathan Jackson..... Defensive End (1st Team)
	Lance Mitchell..... Linebacker (1st Team)
	Donte Nicholson..... Safety (1st Team)
	Adrian Peterson..... Running Back (1st Team)
	Brodney Pool..... Safety (1st Team)
	Jonathan Jackson..... Defensive Line (2nd Team)
	Davin Joseph..... Offensive Line (2nd Team)
	Brodney Pool..... Defensive Back (2nd Team)
	Rufus Alexander..... Linebacker (HM)
	Mark Bradley..... Wide Receiver (HM)
	Blake Ferguson..... Punter (HM)
	Lynn McGruder..... Defensive Line (HM)
	Travis Wilson..... Wide Receiver (HM)
	Jason White..... Quarterback (1st Team)
2003	Jammal Brown..... Offensive Tackle (1st Team)
	Vince Carter..... Center (1st Team)
	Mark Clayton..... Wide Receiver (1st Team)
	Dan Cody..... Defensive End (1st Team)
	Trey DiCarlo..... Kicker (1st Team)
	Dusty Dvoracek..... Defensive Tackle (1st Team)
	Tommie Harris..... Defensive Tackle (1st Team)
	Teddy Lehman..... Linebacker (1st Team)
	Antonio Perkins..... Return Specialist (1st Team)
	Derrick Strait..... Cornerback (1st Team)
	Jason White..... Quarterback (1st Team)
	Brodney Pool..... Defensive Back (2nd Team)
	Brandon Everage..... Defensive Back (3rd Team)
	Jonathan Jackson..... Linebacker (3rd Team)
	Donte Nicholson..... Defensive Back (3rd Team)
	Brandon Jones..... Wide Receiver (HM)
	Davin Joseph..... Offensive Line (HM)
	Wes Sims..... Offensive Line (HM)
2002	Jammal Brown..... Offensive Tackle (1st Team)
	Brandon Everage..... Free Safety (1st Team)
	Quentin Griffin..... Running Back (1st Team)
	Tommie Harris..... Defensive Tackle (1st Team)
	Teddy Lehman..... Linebacker (1st Team)
	Trent Smith..... Tight End (1st Team)
	Derrick Strait..... Cornerback (1st Team)
	Jammal Brown..... Offensive Line (2nd Team)
	Antonio Perkins..... KR/PR (2nd Team)
	Andre Woolfolk..... Defensive Back (2nd Team)
	Lance Mitchell..... Linebacker (3rd Team)
	Wes Sims..... Offensive Line (3rd Team)
	Trey DiCarlo..... Kicker (HM)
	Nate Hybl..... Quarterback (HM)
	Jonathan Jackson..... Linebacker (HM)
	Will Peoples..... Wide Receiver (HM)
	Antwone Savage..... Wide Receiver (HM)
2001	Rocky Calmus..... Linebacker (1st Team)
	Jeff Ferguson..... Punter (1st Team)
	Tommie Harris..... Defensive Tackle (1st Team)
	Frank Romero..... Offensive Tackle (1st Team)
	Jimmy Wilkerson..... Defensive End (1st Team)
	Roy Williams..... Strong Safety (1st Team)
	Brandon Everage..... Defensive Back (2nd Team)



	Cory Heinecke	Linebacker (2nd Team)
	Antwone Savage	Wide Receiver (2nd Team)
	Trent Smith	Tight End (2nd Team)
	Howard Duncan	Offensive Line (3rd Team)
	Tim Duncan	Kicker (3rd Team)
	Quentin Griffin	Running Back (3rd Team)
	Andre Woolfolk	Wide Receiver (3rd Team)
	Mark Clayton	Wide Receiver (HM)
	Curtis Fagan	Wide Receiver (HM)
	Josh Norman	Wide Receiver (HM)
	Derrick Strait	Defensive Back (HM)
2000	Rocky Calmus	Linebacker (1st Team)
	Jeff Ferguson	Punter (1st Team)
	Ryan Fisher	Defensive Tackle (1st Team)
	Quentin Griffin	Running Back (1st Team)
	Josh Heupel	Quarterback (1st Team)
	Torrance Marshall	Linebacker (1st Team)
	Frank Romero	Offensive Tackle (1st Team)
	J.T. Thatcher	Free Safety (1st Team)
	Roy Williams	Strong Safety (1st Team)
	Jeff Ferguson	Punter (2nd Team)
	Quentin Griffin	Running Back (2nd Team)
	Torrance Marshall	Linebacker (2nd Team)
	Frank Romero	Offensive Line (2nd Team)
	Antwone Savage	Wide Receiver (2nd Team)
	J.T. Thatcher	PR (2nd Team)
	Bubba Burchman	Offensive Line (3rd Team)
	Scott Kempenich	Offensive Line (3rd Team)
	Ramon Richardson	Defensive Line (3rd Team)
	Derrick Strait	Defensive Back (3rd Team)
	Andre Woolfolk	Wide Receiver (3rd Team)
	Corey Callens	Defensive Line (HM)
	Brandon Everage	Defensive Back (HM)
	Curtis Fagan	Wide Receiver (HM)
	Corey Heinecke	Defensive Line (HM)
	Ontei Jones	Defensive Back (HM)
	Josh Morgan	Wide Receiver (HM)
	Trent Smith	Tight End (HM)
	Roger Steffen	Linebacker (HM)
	Michael Thompson	Defensive Back (HM)
1999	Rocky Calmus	Linebacker (1st Team)
	Stockar McDougle	Offensive Tackle (1st Team)
	Brandon Daniels	Wide Receiver/KR (2nd Team)
	Josh Heupel	Quarterback (2nd Team)
	Corey Callens	Defensive Line (3rd Team)
	Ryan Fisher	Defensive Line (3rd Team)
	Jarrail Jackson	Wide Receiver/KR (3rd Team)
	Matt O'Neal	Offensive Line (3rd Team)
	Rodney Rideau	Defensive Back (3rd Team)
	Curtis Fagan	Wide Receiver (HM)
	Jeff Ferguson	Punter (HM)
	Stockar McDougle	Offensive Line (HM)
	Mike Woods	Defensive Back (HM)
1998	Kelly Gregg	Defensive Tackle (1st Team)
	Mike Woods	Defensive Back (2nd Team)
	Jarrail Jackson	PR (3rd Team)
	Matt O'Neal	Offensive Line (3rd Team)
	De'Mond Parker	Running Back (3rd Team)
	Bubba Burchman	Offensive Line (HM)
	Cornelius Burton	Defensive Line (HM)
	Rocky Calmus	Linebacker (HM)
	Jason Freeman	Tight End (HM)
	Corey Ivy	Defensive Back (HM)
	Ontei Jones	Linebacker (HM)
	Gana Joseph	Defensive Back (HM)
	Ahmed Kabba	Wide Receiver (HM)
	Michael Thornton	PR/KR (HM)
	Terry White	Defensive Back (HM)
1997	Kelly Gregg	Defensive Tackle (1st Team)
	Desmond Parker	Running Back (1st Team)
	Stephen Alexander	Tight End (2nd Team)
	Kelly Gregg	Defensive Line (2nd Team)
	Gana Joseph	Defensive Back (3rd Team)
	Maurice Little	Wide Receiver (3rd Team)
	Travian Smith	Linebacker (3rd Team)
	Mike Woods	Defensive Back (3rd Team)
	Martin Chase	Defensive Line (HM)
	Jermaine Fazande	Running Back (HM)
	Corey Ivy	Linebacker (HM)
	Scott Kempenich	Offensive Line (HM)
	Brandon McClure	Offensive Line (HM)
	Michael Rose	Running Back (HM)
	Terry White	Defensive Back (HM)
1996	Tyrell Peters	Linebacker (1st Team)
	De'Mond Parker	Running Back (2nd Team)
	Barron Tanner	Defensive Line (2nd Team)

	Stephen Alexander	Tight End (3rd Team)
	James Allen	Running Back (3rd Team)
	Gana Joseph	Defensive Back (3rd Team)
	Michael McDaniel	Wide Receiver (3rd Team)
	Jeremy Alexander	Kicker (HM)
	Adam Davis	Offensive Line (HM)
	Kelly Gregg	Defensive Line (HM)
	Bruce McClure	Offensive Line (HM)
	Terry White	Defensive Back (HM)
	Mike Woods	Defensive Back (HM)

BIG EIGHT CONFERENCE

1995	Jeremy Alexander	Kicker
	Stephen Alexander	Tight End
	Cedric Jones	Defensive End
	Tyrell Peters	Linebacker
1994	Scott Blanton	Kicker
	Darrius Johnson	Defensive Back
1993	Aubrey Beavers	Linebacker
	Rickey Brady	Tight End
	Mario Freeman	Linebacker
	Cale Gundy	Quarterback
1992	Darnell Walker	Defensive Back
1991	Reggie Barnes	Defensive End
	Jason Belser	Defensive Back
	Joe Bowden	Linebacker
	Brian Brauninger	Offensive Tackle
	Mike Gaddis	Running Back
1990	Jason Belser	Defensive Back
	Joe Bowden	Linebacker
	Adrian Cooper	Tight End
	Scott Evans	Defensive Tackle
	Mike Sawatzky	Offensive Guard
1989	Frank Blevins	Linebacker
	Scott Evans	Defensive Tackle
1988	Dante Williams	Noseguard
	Scott Evans	Defensive Tackle
	Scott Garl	Defensive Back
	Anthony Phillips	Offensive Guard
	Charles Thompson	Quarterback
	Curcie Williams	Defensive Tackle
	Tony Woods	Noseguard
1987	Rickey Dixon	Defensive Back
	Mark Hutson	Offensive Guard
	Keith Jackson	Tight End
	Greg Johnson	Offensive Tackle
	Danté Jones	Linebacker
	Bob Latham	Center
	Anthony Phillips	Offensive Guard
	Darrell Reed	Defensive End
	David Vickers	Defensive Back
1986	Terry Bosworth	Linebacker
	Steve Bryan	Defensive Tackle
	Rickey Dixon	Defensive Back
	Jamelle Holieway	Quarterback
	Mark Hutson	Offensive Guard
	Keith Jackson	Tight End
	Tim Lashar	Kicker
	Anthony Phillips	Offensive Guard
	Darrell Reed	Defensive End
	David Vickers	Defensive Back
1985	Brian Bosworth	Linebacker
	Tony Casillas	Noseguard
	Jamelle Holieway	Quarterback
	Mark Hutson	Offensive Guard
	Keith Jackson	Tight End
	Kevin Murphy	Defensive End
	Anthony Phillips	Offensive Tackle
	Darrell Reed	Defensive End
1984	Brian Bosworth	Linebacker
	Danny Bradley	Quarterback
	Tony Casillas	Noseguard
	Darrell Reed	Defensive End
1983	Rick Bryan	Defensive Tackle
	Scott Case	Defensive Back
	Kevin Murphy	Defensive End
	Jackie Shipp	Linebacker
	Chuck Thomas	Center
1982	Rick Bryan	Defensive Tackle
	Marcus Dupree	Running Back
	Kevin Murphy	Defensive End
	Paul Parker	Offensive Guard
	Jackie Shipp	Linebacker
	Steve Williams	Offensive Guard
1981	Lyndie Byford	Def. Tackle
	Rick Bryan	Offensive Tackle

	Terry Crouch	Offensive Guard
	Don Key	Off. Guard
	Stanley Wilson	Running Back
	Terry Crouch	Offensive Guard
1980	Louis Oubre	Offensive Tackle
	Richard Turner	Defensive Tackle
	Forrest Valora	Tight End
1979	George Cumby	Linebacker
	John Goodman	Defensive Tackle
	Louis Oubre	Offensive Tackle
	Darrol Ray	Defensive Back
	Billy Sims	Running Back
	Paul Tabor	Center
1978	George Cumby	Linebacker
	Daryl Hunt	Linebacker
	Reggie Kinlaw	Noseguard
	Thomas Lott	Quarterback
	Reggie Mathis	Defensive End
	Darrol Ray	Defensive Tackle
	Greg Roberts	Offensive Guard
	Uwe von Schamann	Kicker
	Billy Sims	Running Back
	Phil Tabor	Defensive Tackle
1977	Karl Baldischwiler	Offensive Tackle
	George Cumby	Linebacker
	Zac Henderson	Defensive Back
	Daryl Hunt	Linebacker
	Reggie Kinlaw	Noseguard
	Thomas Lott	Quarterback
	Greg Roberts	Offensive Guard
1976	Zac Henderson	Defensive Back
	Scott Hill	Defensive Back
	Daryl Hunt	Linebacker
	Mike Vaughan	Offensive Tackle
1975	Tony DiRienzo	Kicker
	Jimbo Elrod	Defensive End
	Zac Henderson	Defensive Back
	Dewey Selmon	Middle Guard
	Lee Roy Selmon	Defensive Tackle
	Mike Vaughan	Offensive Tackle
	Joe Washington	Running Back
	Terry Webb	Offensive Guard
1974	Jerry Arnold	Offensive Tackle
	Jimbo Elrod	Defensive End
	Wayne Hoffman	Tight End
	Randy Hughes	Defensive Back
	Tinker Owens	Split End
	John Roush	Offensive Guard
	Dewey Selmon	Def. Tackle
	Lee Roy Selmon	Def. Tackle
	Rod Shoate	Linebacker
	Joe Washington	Running Back
	Terry Webb	Offensive Guard
1973	Gary Baccus	Defensive End
	Ed Foster	Right Tackle
	Randy Hughes	Defensive Back
	John Roush	Offensive Guard
	Lucious Selmon	Def. Tackle
	Rod Shoate	Kicker
	Joe Washington	Running Back
1972	Tom Brahaney	Center
	Leon Crosswhite	Fullback
	Raymond Hamilton	Def. Tackle
	Derland Moore	Def. Tackle
	Greg Pruitt	Running Back
	Lucious Selmon	Def. Tackle
	Rod Shoate	Linebacker
	Dean Unruh	Offensive Tackle
1971	Steve Aycock	Linebacker
	Tom Brahaney	Center
	Albert Chandler	Tight End
	Raymond Hamilton	Def. End
	Ken Jones	Offensive Guard
	Jack Mildren	Quarterback
	Derland Moore	Def. Tackle
	Greg Pruitt	Running Back
	John Shelley	Defensive Back
1970	Steve Aycock	Linebacker
	Monty Johnson	Defensive Back
	Bill Wylie	Running Back
1969	Joe Elfstrom	Offensive Guard
	Ken Mendenhall	Off. Guard
	Steve Owens	Running Back
	Steve Zabel	Tight End
1968	Steve Barrett	Defensive Back
	Eddie Hinton	Wingback
	Ken Mendenhall	Off. Guard



ALL-CONFERENCE

7 NATIONAL CHAMPIONSHIPS

10 BIG 12 CHAMPIONSHIPS

	Steve Owens	Running Back
	Steve Zabel	Tight End
1967	Bob Kalsu	Offensive Tackle
	John Koller	Defensive End
	Granville Liggins	Noseguard
	Steve Owens	Running Back
1966	Bob Warmack	Quarterback
	Ed Hall	Offensive Tackle
	Ben Hart	Split End
	Eugene Ross	Linebacker
1965	Carl McAdams	Linebacker
1964	Newt Burton	Guard
	Jim Grisham	Back
	Carl McAdams	Linebacker
	Ralph Neely	Tackle
1963	Newt Burton	Guard
	John Flynn	End
	Jim Grisham	Back
	Ralph Neely	Tackle
1962	Leon Cross	Guard
	Jim Grisham	Back
	Wayne Lee	Center
	Joe Don Looney	Back
	Dennis Ward	Tackle
1961	Billy White	Tackle
1960	Billy White	Tackle
1959	Bobby Boyd	Back
	Prentice Gautt	Back
	Jerry Thompson	Guard
1958	Dick Corbitt	Guard
	Ross Coyle	End
	Prentice Gautt	Back
	Bob Harrison	Center
	Steve Jennings	Tackle
	Gilmer Lewis	Tackle

BIG SEVEN CONFERENCE

1957	Ross Coyle	End
	Bob Harrison	Tackle
	Bill Krisher	Guard
	Don Stiller	End
	Clendon Thomas	Back
1956	John Bell	End
	Tom Emerson	Tackle
	Ed Gray	Tackle
	Bill Krisher	Guard
	Tommy McDonald	Back
	Clendon Thomas	Back
	Jerry Tubbs	Center
1955	Bo Bolinger	Guard
	Bob Burris	Back
	Ed Gray	Tackle
	Tommy McDonald	Back
	Cecil Morris	Guard
	Jerry Tubbs	Center
	Cal Woodworth	Tackle
1954	Carl Allison	End
	Bo Bolinger	Guard
	Max Boydston	End
	Kurt Burris	Center
	Gene Calame	Back
	Buddy Leake	Back
1953	Max Boydston	End
	Kurt Burris	Center
	Gene Calame	Back
	Larry Grigg	Back
	Roger Nelson	Tackle
	J.D. Roberts	Guard
1952	Max Boydston	End
	Tom Catlin	Center
	Eddie Crowder	Back
	Jim Davis	Tackle
	Buck McPhail	Back
	J.D. Roberts	Guard
	Ed Rowland	Tackle
	Billy Vessels	Back
1951	Tom Catlin	Center
	Bert Clark	Guard
	Eddie Crowder	Back
	Larry Grigg	Back
	Art James	Tackle
	Buck McPhail	Back
	Roger Nelson	Guard
	Fred Smith	Guard
	Jim Weatherall	Tackle
1950	Frankie Anderson	End
	Claude Arnold	Back

	Tom Catlin	Center
	Leon Heath	Back
	Norman McNabb	Guard
	Harry Moore	Center
	Billy Vessels	Back
	Jim Weatherall	Tackle
1949	Jim Owens	End
	Darrell Royal	Back
	George Thomas	Back
	Wade Walker	Tackle
	Stan West	Guard
1948	Buddy Burris	Guard
	Jack Mitchell	Back
	Jim Owens	End
	Homer Paine	Tackle
	George Thomas	Back
	Wade Walker	Tackle

BIG SIX CONFERENCE

1947	Buddy Burris	Guard
	Jack Mitchell	Back
	John Rapacz	Center
	Jim Tyree	End
	Wade Walker	Tackle
1946	Plato Andros	Guard
	Buddy Burris	Guard
	Warren Geise	End
	Joe Golding	Back
	Homer Paine	Tackle
	John Rapacz	Center
	Wade Walker	Tackle
1945	Omer Burgert	End
	Lester Jensen	Guard
	Thomas Tallchief	Tackle
	Jack Venable	Back
	John West	Back
1944	Merle Dinkins	End
	John Harley	Tackle
	Bob Mayfield	Center
	W.G. Wooten	End
1943	Bob Brumley	Back
	Gale Fulgham	Guard
	Lee Kennon	Tackle
	W.G. Lamb	End
	Derald Lebow	Back
	Bob Mayfield	Center
1942	William Campbell	Back
	Huel Hamm	Back
	Jack Marsee	Center
	Clare Morford	Guard
	W.G. Lamb	End
	Homer Simmons	Tackle
1941	Roger Eason	Tackle
	Jack Jacobs	Back
1940	Roger Eason	Tackle
	Bill Jennings	End
	Harold Lahar	Guard
	John Martin	Back
1939	Justin Bowers	Tackle
	Beryl Clark	Back
	Gilford Duggan	Tackle
	Frank Ivy	End
	Robert Seymour	Back
1938	Jerry Bolton	Guard
	Earl Crowder	Back
	Gilford Duggan	Tackle
	Hugh McCullough	Back
	Ralph Stevenson	Guard
	Waddy Young	End
1937	Jack Baer	Back
	Mickey Parks	Center
	Pete Smith	End
	Waddy Young	End
1936	Ralph Brown	Tackle
	Red Conkwright	Center
1935	Bill Breedon	Back
	Ralph Brown	Tackle
	Nick Robertson	Back
	Dub Wheeler	Tackle
1934	Cassius Gentry	Tackle
	Ben Poyner	Back
	James Stacy	Guard
	Dub Wheeler	Tackle
1933	Ellis Bashara	Guard
	Robert Dunlap	Back
	Cassius Gentry	Tackle
	James Stacy	Guard

1932	Ellis Bashara	Guard
	Bob Dunlap	Back
1931	Charles Teel	Guard
1930	Hilary Lee	Guard
	Buster Mills	Back
1929	Frank Crider	Back
1928	Tom Churchill	End

MISSOURI VALLEY CONFERENCE

1927	Roy LeCrone	End
1926	Roy LeCrone	End
	Frank Potts	Back
	Pollack Wallace	Center
1924	Obie Briston	Back
1923	King Price	End
1922	Howard Marsh	End
1921	Howard Marsh	End
1920	Harry Hill	Back
	Howard Marsh	End
	Bill McKinley	Guard
	Roy Smoot	Tackle
	Sol Swatek	Back

SOUTHWEST CONFERENCE

1919	Paul Johnston	Tackle
	Hugh McDermott	Back
	Sol Swatek	Back
	Claude Tyler	Guard
1917	Walt Abbott	Back
	W.E. Durant	End
1916	Willis Hott	Guard
1915	Elmer Capshaw	Back
	Forest Geyer	Back
	Oliver Hot	Tackle
	Willis Hott	Guard
	Hap Johnson	Back
	Homer Montgomery	End

MISSOURI VALLEY CONFERENCE

1907	Owen Acton	Back
-------------	------------	------

FOUR-TIME FIRST-TEAM ALL-CONFERENCE

Anthony Phillips	1985-88
Darrell Reed	1984-87
Wade Walker	1946-49

THREE-TIME FIRST-TEAM ALL-CONFERENCE

Adrian Peterson	2004-06
Jammal Brown	2002-04
Tommie Harris	2001-03
Rocky Calmus	1999-01
Scott Evans	1988-90
Mark Hutson	1985-87
Keith Jackson	1985-87
Brian Bosworth	1984-86
Kevin Murphy	1982-83, 1985
Rick Bryan	1981-83
George Cumby	1977-79
Daryl Hunt	1976-78
Zac Henderson	1975-77
Joe Washington	1973-75
Rod Shoate	1972-74
Steve Owens	1967-69
Jim Grisham	1962-64
Max Boydston	1952-54
Tom Catlin	1950-52
Buddy Burris	1946-48
Howard Marsh	1920-22



According to intercollegiate athletics records, the following players lettered at the University of Oklahoma. Jersey numbers are in parentheses.

* - Indicates no date

A

Abbott, George C.....	1916
Abbott, Wallace.....	1917
Acker, Neal W. (63).....	1972
Acree, Jim (53).....	1949,52,53
Acton, Owen E.....	1905,06,07
Adams, Abdul (23).....	2016
Adkins, Kevin (57).....	1983,84,85
Ah You, C.J. (99).....	2005,06
Ahrens, Conrad (84).....	1934,35,36
Aikman, Troy (18).....	1984,85
Aladenoye, Josh (72).....	2010
Alexander, Dominique (1).....	2013,14,15
Alexander, Frank (84).....	2008,09,10,11
Alexander, Jeremy (15).....	1995,96,97
Alexander, Rufus (42).....	2004,05,06
Alexander, Stephen (80).....	1994,95,96,97
Allfert, Jerry (95).....	1963,64,65,66
Alford, Joey (18).....	1994
Aljoe, Mike (61).....	1983,84,85,86
Allen, Dale (84).....	1996,97,98
Allen, Drew (15).....	2010,11
Allen, Fred.....	1907
Allen, Gayron (48).....	2001,02,03,04
Allen, James (25).....	1993,94,95,96
Allen, Robert L., II (72).....	1992,94,95
Allen, Russell (95).....	1990,91,92,94
Allen, Ryan (68,74).....	1996,97,98,99
Allen, Sam (44,51).....	1951,52
Allford, V. Larry (69).....	1963,64,65
Allison, Carl (83).....	1951,52,53,54
Allsup, John V.....	1946,47
Allton, Joe (67).....	1940,41
Alvarez, Jonathan (68).....	2015,16
Ambrister, Hubert.....	1910,11,12,13
Andarakes, Drake (65,73).....	1973,74
Anderegg, Dan.....	1947
Anderson, Frank G. (82).....	1947
Anderson, George.....	1914,15
Anderson, Jerry O. (17).....	1975,76
Anderson, John (39).....	1991,92,93,94
Anderson, Marquis (77).....	2012
Anderson, Matt (90).....	1996,97,98,00
Anderson, Rotnei (28).....	1985,86,87,88
Anderson, Vickey Ray (19,43).....	1977,78
Andrews, Mark (81).....	2015,16
Andros, Dee G.....	1946,47,48,49
Andros, Plato.....	1941,46
Angel, Keith F. (67,93).....	1980
Antone, Tony (8).....	1977,78
Arbuckle, Dale (18).....	1923,24,25,26
Armstrong, Charles.....	1907,08,09
Armstrong, Tyrone (63).....	1973
Arnold, Claude (15).....	1948,49,50
Arnold, Gerald K. (74).....	1972,73,74
Arnold, Lee.....	1900
Aston, Roscoe.....	1901
Atkins, Arthur (96).....	1994,95
Athya, Darren (26).....	1983
Austin, Dakota (27).....	2013,14,15,16
Austman, George.....	1967
Austin, John.....	1944
Avent, Bob.....	1945
Aycock, Steven (43).....	1969,70,71
Ayodele, Remi (93).....	2004,05

B

Babb, Brandon (37).....	2000
Babb, Mike (14,18).....	1976,77,78,79
Baccus, Duane (88).....	1974,75,76
Baccus, Gary (51,88).....	1970,72,73
Backages, Tom (85).....	1987,88,89,90
Baer, Jack (00).....	1935,36,37
Bagby, Boots (27).....	1966
Bagwell, Paul W. (54).....	1966
Bailey, Calvin (34).....	1988
Bailey, Manley.....	1912
Bailey, Warren.....	1921
Baily, Gary (61).....	1974
Baker, Boone (26).....	1942,43
Baker, Charles.....	1967
Baker, C.B. (74).....	1997,98
Baker, David (31).....	1957,58
Baker, Frank.....	1916
Baker, Lewis (16).....	2003,05,06,07
Balcer, Frank.....	1916
Baldischwiller, Karl (67).....	1975,76,77
Baldridge, Richard D. (42).....	1967,68,69

Baldwin, James (56).....	1989,92
Ball, Fred S., Jr. (47).....	1935,36,37
Ballard, Hugh C. (82).....	1951,55,56
Balogun, Mike (10).....	2008
Balous, Johnnie (9,27).....	1998,99
Banks, Angelo (91).....	1998
Banks, Basil M. (17).....	1977,78,79,80
Barber, John (2).....	1996
Barclay, Jarrod (66).....	2001,02
Barkett, Woody.....	1945
Barnes, Reggie (40).....	1989,90,91,92
Barnes, Todd (83).....	1996
Barnett, Jed (44).....	2013,14
Barnoskie, Gary (46).....	1974
Barr, Johnny (31,87).....	1968,69
Barresi, John (95).....	1973,74
Barrett, Steve J. (35).....	1966,67,68
Barrow, Edwin.....	1896,97
Bartee, William (28).....	1998,99
Base, Michael (74).....	1963,64,65,66
Basham, Jim.....	1945
Bashara, Ellis (32,36).....	1931,32,33
Basquine, Nick (83).....	2016
Bass, Maurice.....	1918
Bassey, Eric (13).....	2002,03,04,05
Baxter, Jarvis (1).....	2015,16
Bayles, Marion (54).....	1963
Baysinger, Al (76).....	1998,99,00
Beal, Emmanuel (14).....	2016
Beal, Jeremy (44).....	2007,08,09,10
Beattie, Richard L. (41).....	1961
Beavers, Aubrey (56,72,99).....	1992,93,94
Bechtold, Earl.....	1917,19
Bechtold, William B. (51).....	1979,80,81
Beck, Wesley W. (39).....	1933,35
Becker, Max.....	1902
Beckman, William (80).....	1950
Beeler, Chase (75).....	2006
Beisiegel, Dan (32).....	1996
Belcher, Page.....	1918
Bell, Blake (10).....	2011,12,13,14
Bell, Curry.....	1913,14,15
Bell, Glenn (20).....	1988
Bell, John.....	1914
Bell, John H. (61,83).....	1954,55,56
Bell, Roy Lemount (35).....	1969,70,71
Belser, Jason (27,29).....	1988,89,90,91
Bene, Fred.....	1895
Benien Jr., Paul F. (80).....	1959,60,61
Benien, John David (81).....	1961
Bennett, Austin (83,8).....	2013,14
Bennett, Cory (97).....	2005,07,08
Bennett, W. Gary, Jr. (74,76).....	1985,86,87
Benson, Thomas (38).....	1980,81,82,83
Bentley, David P. (99).....	1975
Berg, Robert P. (20).....	1973,74
Bergman, Deroy.....	1945
Berry, Curtis (30).....	1928,29,30,31
Berry, Harry L.....	1926,27,28
Berry, John.....	1901
Berry, Mike (44,80).....	1978
Berry, Roger E.....	1910,11,12
Berryhill, Darin (85).....	1981,83,84,85
Bester, Lacoltan (11).....	2012,13
Bibb, Boyd (26).....	1946,47
Bigby, Byron (59,73).....	1966,67,68
Birge, Laddie V.....	1940,41
Bird, Jaydan (55).....	2009,10,11,12
Birdine, Larry (92).....	2003,04,05,06
Birks, Mike (15).....	1974,75,76
Bishop, Bobby (10).....	1979,81
Bishop, Gary (64).....	1975
Blake, John (36,90).....	1979,80,81,82
Blanton, Scott (16).....	1991,92,93,94
Blevins, Dean (2).....	1974,75,76,77
Blevins, Frank (35).....	1987,88,89,90
Blocker, Chris (24).....	1995,96,97,98
Bloodgett, Mark (63).....	1988,89,91
Boatright, Lloyd.....	1922
Bodenhamer, Bob.....	1945,47,48,49
Bodin, Jeffrey R. (75,58).....	1974,75
Bodine, Hugh.....	1904
Bogle, Clyde.....	1899,1900,01,02,03
Bohannon, Craig (37).....	1994
Bolinger, Bo (79).....	1953,54,55
Boll, Virgil Lloyd (39).....	1961,62,63
Bolton, Curtis (18).....	2016
Bolton, Jerry (50).....	1937,38,39
Bomar, Rhett (7).....	2005
Bond, Devante (23).....	2014,15
Bookout, Billy (23).....	1951
Borah, Orin (10,19).....	1930,31
Bosworth, Brian K. (89,44).....	1984,85,86
Bothun, Garrett (27).....	2007
Bothun, Grant (84).....	2013,14,15
Boudreau, Richard D. (42).....	1941

Boudreau, Raphael (35,37).....	1935,36,37,38
Boudreaux, Richard.....	1963
Bowden, Joe (45).....	1989,90,91
Bowers, Brett (26).....	2006,08
Bowers, Justin (19,56).....	1938,39
Bowles, R.C.....	1921,22,23
Bowman, Charles "Chuck" (52).....	1957
Bowman, Dick (63,69).....	1951,52,53
Box, Austin (12).....	2008,09,10
Boyd, Bobby (25).....	1957,58,59
Boyd, James (57,60).....	1989
Barnes, Todd (41).....	1951,52,53,54
Boyle, Dorsey.....	1917,19
Bradford, Kent (68).....	1977,78
Bradford, Sam (14).....	2007,08,09
Bradley, Danny L. (1).....	1981,82,83,84
Bradley, John (42,60).....	1988,91
Bradley, Lester E. (77).....	1959
Bradley, Mark (1).....	2003,04
Brady, Barry (97).....	1974
Brady, Rickey (86).....	1990,91,92,93
Brahaney, Tom (54).....	1970,71,72
Brandon, Cory (70).....	2008,09,10
Brauninger, Brian (66).....	1990,91
Braxton, Brandon (76).....	2005,06,07,08
Breathett, Sherdeill H. (47).....	1980,81
Brecht, Martin B. (49).....	1974
Breeden, Charles.....	1943
Breeden Joe, Jr.....	1943
Breeden, J.W. (33).....	1935,36
Brewer, Bart (46).....	1998
Brewer, Dewell (6,23).....	1989,90,91,92
Brewer, George W., Jr.....	1946,47,48,49
Brewer, Otto.....	1916
Brewington, Carl.....	1941
Becker, Max (38).....	1935
Bridges, Richard.....	1984
Briggs, Larry (22).....	1975
Bright, Darryl "Rocky" (95).....	1997,98,99,00
Brindley, Bob.....	1945
Briscoe, Albert.....	1916,19
Brinkman, Wade.....	1922,23,24
Britt, Jodie Dean (95).....	1985
Brockman, Ed.....	1923,24,25
Bronson, Jason (63).....	1997,98
Brooks, Bill (82).....	1973,74,75
Brooks, Daniel (34).....	2014,15,16
Bross, Eric B. (36).....	1986,87,88,89
Bross, Larry A. (69,75).....	1968
Brown, Sidney, Jr. (21).....	1974,75,76
Brown, C.D. "Sonny" (8).....	1983,84,85,86
Brown, Chris (29).....	2006,07,08,09
Brown, Don K. (67).....	1952,53,54
Brown, Jordan (87).....	1963,64,65
Brown, Jammal (55).....	2001,02,03,04
Brown, Jim.....	1905
Brown, Joe A.....	1917
Brown, Joe (6,12).....	1994,95
Brown, Justin (19).....	2012
Brown, Larry (33,45).....	1963,64,65
Brown, Mart.....	1925,26,27
Brown, Melvin (76).....	1950,52,53
Brown, Orlando (78).....	2015,16
Brown, Ralph (78).....	1934,35,36
Brown, Shaq (96).....	1996,97
Brown, Terence (3).....	1993,94,95,96
Brown, Victor Larue (92).....	1975,76
Brown, William H. (45).....	1955,56
Browne, Howard.....	1907
Broyles, J. Henry, Jr. (56).....	1955,56
Broyles, Ryan (85).....	2008,09,10,11
Brumley, Bob.....	1943
Bryan, Mitch W. (97).....	1982,83
Bryan, Rick D. (80).....	1980,81,82,83
Bryan, Steven R. (86).....	1983,84,85,86
Bryant, Anthony (71).....	1973,74,75,76
Bryant, J.R. (21).....	2008
Bryce, C.F. (67).....	1942
Buchanan, Dennis (55).....	1972,73,75
Buchanan, James N.....	1909
Bullard, David (50,69).....	1994,95,96
Bumgardner, Allen W. (85).....	1962,63,64
Bunge, Paul (56).....	1972
Burch, Wyatt.....	1901,02,03,06
Burcham, S. "Bubba" (59).....	1997,98,99,00
Burgar, Jim (14).....	1966,67
Burgert, Eran Omer, Jr.....	1943,44,45
Burgess, Rickey T. (54).....	1966
Burget, Barry (26).....	1976,77,78,79
Burgett, Grant (25).....	1972,73,74
Burkett, Vernon D. (62,97).....	1964,65,66
Burks, Brent (69,94).....	1982,83,84
Burns, Artis (29).....	1993,94
Burns, Greg (86).....	1964
Burns, Mike (51,71,82).....	1965
Burris, Kurt (51).....	1951,52,53,54

Burris, Lynn (55).....	1956
Burris, Paul "Buddy".....	1946,47,48
Burris, Robert R. (40).....	1953,54,55
Burroughs, Ramon (21).....	1996
Burson, H.T.....	1896
Burton, Cornelius (87).....	1996,97,98,99
Burton, Newton (65).....	1962,63,64
Burton, Sam.....	1910,12
Bush, Chris (52).....	2002,03,04,05
Bush, Larry (31).....	1992,93,94,95
Butts, Wes (61,75).....	1965,66,67
Buxton, C.C. (15).....	1930
Byerly, Jim (54).....	1959
Byford, Lyndle (79).....	1979,80,81
Bynum, Chester L.....	1951,52
Byrd, Hatari (4).....	2013,14,15

C

Cabbiness, Carl (83).....	1985,86,87,88
Cabbiness, Chris (16).....	1988,89,90
Cade, Tony (31).....	2004
Cagle, Gene (11,12).....	1965,66,67
Calame, Gene (31).....	1951,52,53,54
Caleb, Brandon (8).....	2006,08,09,10
Calhoun, Jermie (23).....	2009,10
Callens, Corey (92).....	1997,98,99,00
Calmus, Rocky (20).....	1998,99,00,01
Calonkey, Steve (40).....	1973
Campbell, Bill (53).....	1940,41,42
Campbell, Chris (66).....	1993,94,95
Campbell, David (57,59).....	1992,93,94
Campbell, Ralph.....	1907,08
Campbell, Roy.....	1908
Cantrell, Marshall.....	1973
Capshaw, Elmer.....	1912,13,14,15
Capshaw, Fred.....	1908,09,10,11
Carey, Orville J.....	1931,32,33
Cargill, Brett (77).....	1976,77
Carlyle, Bill (53).....	1964,65
Carman, Jack P.....	1927
Carnahan, Sam D. (52).....	1950
Carnier, James (69).....	1978,79,80
Carollo, Joe (68).....	1993,95
Carpenter, Adam (68).....	1997,98
Carpenter, Dick (33).....	1957,58,59
Carpenter, E.J. (22).....	1958,60,61
Carr, Lydell (44,45).....	1984,85,86,87
Carroll, Hugh.....	1904
Carroll, John (10).....	1971,72,74
Carroll, Tom M. (38).....	1953,54
Carter, Bobby.....	1984
Carter, David (89).....	1981,82
Carter, Gary (27).....	1972
Carter, Jason (6).....	2003,04,05,06
Carter, Melvin (14).....	1989,90,92
Carter, Quinton (20).....	2006,08,09,10
Carter, Vince (50).....	2001,02,03,04
Cartwright, Roy (52).....	1954
Case, Scott (10).....	1982,83
Casey, Clay.....	1936
Castillas, Tony (92).....	1982,83,84,85
Cason, Owen T. (83).....	1933
Casteel, Steve (44).....	1968,69,70
Catlin, Tom A. (54).....	1950,51,52
Cavil, Ben (63,91).....	1991,92,93,94
Cawthon, Pete W., Jr. (52).....	1941,42
Chaisson, Kelvin (70).....	2002,03,04,05
Chambers, Evans E. (8,18).....	1931
Chambers, Wayne (15,44).....	2002,03,04
Chandler, Albert M. (82).....	1970,71,72
Chandler, Dwayne (32).....	1992,93,94,96
Chaney, Quentin (19,84).....	2005,06,07,08
Chase, Martin (93).....	1994,95,96,97
Cherry, Fred (13,14,22).....	1930,31,32
Chester, Chris (84,64).....	2002,03,04,05
Chiles, Clay.....	1933
Chillies, Bill.....	1947,48,49
Chiles, Tashard (2).....	2004
Chretien, Marcus (87).....	2000,01
Chrisman, Gary (46).....	1968,69,70
Christmon, Drew (24).....	1990,91,92
Churchill, Tom, Sr.....	1927,28,29
Clammer, Sam.....	1927
Clapham, Jasper.....	1895,96,97,98,99
Clapham, Sam (63).....	1976,77,78
Clapp, Matt (34).....	2005,08,09
Clark, Bert (50).....	1949,50,51
Clark, Beryl (25).....	1938,39
Clark, Carl.....	1919
Clark, Glenn C.....	1909,10,11,12
Clark, Ricky (62).....	1996
Clark, Waymon (3	



LETTERWINNERS

7 NATIONAL CHAMPIONSHIPS

10 BIG 12 CHAMPIONSHIPS

Clay, Nigel (63,97).....	1988
Clayton, Keenan (22).....	2006,07,08,09
Clayton, Mark (9).....	2001,02,03,04
Clements, Alex.....	1902,03
Clewis, Paul (82).....	1981,82,83
Clopton, Mike (15).....	1983
Coast, Mike (48,54).....	1978,79,80
Coats, Michael (41).....	1990,91,92,93
Cobbs, John (81).....	1978
Cockrell, Gene (72).....	1954
Cody, Dan (80).....	2000,02,03,04
Coffman, Randy.....	1972
Cohane, Tim.....	1967
Cohen, Michael (31).....	2006,07
Coker, Jeff.....	1933,34
Cole, J.W.....	1949,50
Coleman, Royce (30).....	1979
Coleman, Steven (90).....	2004,05,06,07
Collier, Perry (26,29).....	1993,94
Collier, Terry (30,33).....	1992,93,94
Collins, Egean (56).....	1983
Collins, Harve T.....	1914
Collins, Patrick (33).....	1984,85,86,87
Collins, Steve (10).....	1989,90,91,92
Collins, Tink (9).....	1989,90,91,92
Colvin, Aaron (14).....	2010,11,12,13
Comeaux, Glenn (56).....	1973,74,75
Comer, Jason (65).....	1992,93,94,95
Condren, Glen P. (78,88).....	1962,63,64
Conkright, William (55).....	1934,35,36
Conley, Tim (79).....	1997
Connor, John (14,41).....	2002
Conrad, J. R. (78).....	1992,93,94,95
Conrad, Rich (67).....	1988
Coody, Reed (68).....	1972
Cook, Edward.....	1904
Cook, James Duane (60,72).....	1960,61,62
Cook, Paul (95).....	1987
Cooper, Adrian.....	1987,88,89,90
Cooper, Jon (50).....	2005,06,07,08
Coots, Earl.....	1910
Coppage, Alton (54).....	1937,38,39
Corbitt, Dick (74).....	1957,58
Corey, Orville J. (33,50).....	1931,32,33
Cornelius, George R. (78).....	1950,51,52
Cornell, Bob (14).....	1958,59,60
Correia, Joe (98,99).....	1992,94
Corrotto, Albert (41).....	1935,36,37
Corrotto, Eugene F. (31).....	1936,37,38
Coshow, Larry (71).....	1980
Couch, Jeffrey A. (98).....	1979
Counter, Ron (32).....	1987
Courtright, Raymond.....	1911,12,13,14
Covin, Bill (51).....	1951
Cowan, Jackie R. (32).....	1961,63
Cowling, L.A.....	1941
Cox, R.A. (86).....	1934
Cox, Thomas S. (68,74).....	1959,60,61
Coyle, Ross (84).....	1956,57,58
Crafts, Jerry (55).....	1988
Craig, Kevin (32).....	1976
Craig, Robert Edward (50).....	1965,66,67
Crider, Frank.....	1927,28,29
Cross, D. Leon (61,71).....	1960,61,62
Cross, Jerry L.....	1953
Cross, Rick D. (71,86).....	1980
Cross, W.J.....	1904,05,06,07
Crosswhite, Kenneth (17).....	1975
Crosswhite, Leon M. (17).....	1970,71,72
Crosswhite, Rodney (17).....	1964,65,66
Crouch, Terry (75).....	1979,80,81
Crow, Brandon (48).....	2009,10
Crowder, Earl F. (21).....	1936,37,38
Crowder, Eddie (16).....	1950,51,52
Crowder, Stan (20).....	1965,66
Crudup, Derrick (15).....	1985,86,87
Crutcher, Larry (55,77,81).....	1965,66,67
Culbreath, James C., Jr. (41).....	1975,76
Cullen, Ronald J.....	1920,21,22
Culley, Blair (93).....	1992
Culver, David (28,87).....	1982
Culver, Ed (61).....	1978,79,80,81
Culver, Max.....	1944
Cumby, George (28).....	1976,77,78,79
Cummings, Millard.....	1944
Cunningham, Glenn (83).....	1959
Cunningham, Joe.....	1950
Curnutt, Edsel "Red" (14,27).....	1931,32
Curtis, Joe (55).....	1976,77
Cutchall, Dean B. (93).....	1935
Cuva, Pete (80).....	2002

D

Daimler, Christian (70).....	2016
Dainty, Chad (8,6).....	1996
Dalke, Bill (40).....	1975,76
Dalton, Alex (63).....	2015,16
Dampeer, Lawrence (74).....	2004
Daniel, Ryan (82,83).....	2001
Daniels, Brandon (8).....	1996,97,98,99
Darlington, Ty (56).....	2012,13,14,15
Darnell, Bobby J. (54).....	1952,53,54,55
Daughtry, Tim (88).....	1994,95
Davis, Alan (95).....	2005,07,08
Davis, Anthony (41,42).....	1999
Davis, Brad (69).....	2001,02
Davis, Cornelius (14).....	1995,96,97
Davis, Don W. (42,57).....	1966
Davis, Ernest.....	1945
Davis, George (90).....	1975
Davis, James W. (53).....	1957,58,59
Davis, Jim (53).....	1951,52
Davis, Kyle (50).....	1972,73,74
Davis, Sam A. (69,97).....	1961
Davis, Skivey A.R.....	1917,19,20
Davis, Steve (5).....	1973,74,75
Davis, Thomas "Eddy" (66).....	1941,42,46,47
Davis, Wendell (28).....	1994,95
Dawson, Chris (48,49).....	1993,94,95
Dawson, Russell Scott (78).....	1977,79,80,81
Day, Ernest B. (20).....	1955,56
Day, Lionel (66).....	1968,69,70
Dayton, Max (23).....	1971
Deacon, Erl E.....	1917,18,19,20
DeBerry, Ricky (22).....	2016
Deere, Monte M. (12,32).....	1960,61,62
DeLoney, Bruce Edward (88).....	1969,70,71
Delozier, Brown (5,29).....	1980,82
Dempsey, Jackie L. (43).....	1962
Dennison, Russell (36).....	2002,03,04,05
Denton, Sammy L. "Bo" (79,80).....	1967,68
Denton, Tim (23).....	1994,95
Depue, L. Dale (20).....	1956,57
DeQuasie, Brent (47).....	1992,93,94,95
DeQuasie, Greg (16,48).....	1988,89,90,91
Derr, Bruce J. (20).....	1968,69,70
Derrick, Robert (28).....	1954,55,56
Desmond, Jim.....	1943
Dewberry, Glenn (53).....	1969,71
DiCarlo, Trey (83).....	2002,03,04
Dickey, Donald F. (38).....	1960
Dickson, Wayne (34,38,52).....	1987,88,89
Dillard, Stacey (77).....	1988,89,90,91
Dillingham, David (59).....	1983,84
Dillingham, W. David (34).....	1969
Dillon, Richard (41).....	1984,86,87,88
Dimon, Matt (90).....	2013,14,15,16
Dinkins, Merle L.....	1943,44,46,47
DiRienzo, Tony (3).....	1973,74,75
Dittman, Barry Robert (38,50).....	1975,77,78,79
Dixon, Greg (69).....	1987,89
Dixon, Rickey (29).....	1984,85,86,87
Dodd, Carl (22).....	1955,56,57
Dodd, Gary Steve (40,87).....	1971,72,73
Dodd, Sidney (65,97).....	1982,83
Dodds, James Lawrence (72).....	1974,75,76
Dodson, Ted E. (63).....	1963
Dollarhide, Louis.....	1944
Donaghey, Jerry (43).....	1953
Donley, Lance (86).....	2000,01,02,03
Dotson, Alonzo (91).....	2004,06,07
Doucet, Kapri (1).....	2016
Douglas, Alfred G.....	1917,18
Douglas, Willard.....	1906,09
Dowell, Charles.....	1947,48,49
Downing, Dewayne (29).....	1979,82
Downs, Albert (73).....	1942
Drake, Bruce.....	1927,28
Drane, Dwight (33).....	1980,81,82,83
Driscoll, Mark W. (59).....	1970,71
Driskill, David (49).....	2014
Dubler, Rick.....	1984
Duggan, Gilford (69).....	1937,38,39
Duke, Richard Lawrence (65).....	1975
Dulaney, Michael (55).....	1998
Duncan, Howard (68).....	2000,01
Duncan, Terry (26).....	1990
Duncan, Tim (15,40).....	1999,00,01
Dunlap, Robert L. (9,39).....	1931,32,33
Dunn, Bert.....	1895
Dunn, Lewis.....	1943
Dupree, Marcus (22).....	1982
Durant, W.E.....	1916,17
Durham, Jere (83).....	1957,58
Dutton, Richard L. (52).....	1974
Dutton, Todd (64).....	1975
Dvoracek, Dusty (94).....	2001,02,03,04,05

Dye, Alan.....	1973
Dykes, Billy (86).....	1988,91

E

Earthman, Bill (94).....	1982,83,84
Eason, Roger.....	1939,40,41
Eck, Robert (54).....	1988
Ederer, John.....	1955,56,57
Edgerman, Harold C. (60).....	1938
Edmonson, Charles Van.....	1920,21,22
Elam, Willis.....	1954
Eldridge, Brody (83,50).....	2006,07,08,09
Elfstrom, W.W. "Bill" (60).....	1967,68,69
Ellis, Harry H. (96).....	1933,34,35
Ellis, Richard F. (88).....	1951,52
Ellstrom, Marvin (48).....	1931
Ellsworth, Fred (66).....	1933,35,36
Elirod, James W. (54).....	1973,74,75
Emel, Thomas Jeffrey (78).....	1974
Emerson, Thomas E. (69).....	1954,55,56
Emerson, John.....	1978
Emmert, Darryl L. (73).....	1969,70,71
English, Auston (84,33).....	2007,08,09
English, Porter.....	1908,09
Ervin, Greg (5).....	1990,91
Erwin, Bill.....	1945
Estep, Robert.....	1943,44
Estes, H.O. (62).....	1960
Estrada, Abner (78).....	2002
Estus, Jerad (33).....	2002
Evans, Bobby (71).....	2016
Evans, Chez (75).....	1973,74,75,76
Evans, J.C.....	1895
Evans, Jordan (26).....	2013,14,15,16
Evans, Richard (86).....	1958
Evans, Richard W.....	1974
Evans, Scott (55,78).....	1987,88,89,90
Evans, Tay (9).....	2015,16
Evans, Tyler (75).....	2009,10,11,14
Everage, Brandon (7).....	2000,01,02,03
Everett, Kass (23).....	2012,13
Ewbank, Bob (19,18).....	1948,52
Ewing, Darrell L.....	1929,30

F

Fagan, Curtis (12).....	1999,00,01,02
Farley, Gerald (18).....	1992
Farniok, Derek (72).....	2012,13,14,15
Farris, Shawn (44).....	2003
Farthing, Jody (53).....	1976,77,78
Fauble, Don (00).....	1942
Favor, Richard E. (53).....	1938,39
Favors, Rashod (29).....	2012,13,14
Fazande, Jermaine (30).....	1995,96,97,98
Feagan, Jimmy (85).....	1958
Feo, Tony (53).....	2013,14
Ferguson, Blake (87).....	2002,03,04
Ferguson, Jeff (17,83).....	1998,99,00,01
Ferguson, Glenn (74).....	1981
Ferguson, Milton.....	1899
Ferrer, Paul G. (55).....	1981,82,84,85
Fields III, Carson (32).....	1998
Fields, Jerod (71).....	2001,02
Fields, Jess.....	1914,16
Fields, Mike (34).....	1991,92
Fields, Robert D. (26).....	1928,29,30
Fields, Troy (72).....	1984
Files, Jim (84).....	1967,68,69
Finch, Lonnie (9).....	1985,86,87
Finch, Roy (22).....	2010,11,12,13
Finley, Joe Jon (85).....	2004,05,06,07
Fischer, Max.....	1941,46,47
Fisher, Rod (7).....	1988,89,91
Fisher, Ryan (75,94).....	1997,98,99,00
Fitch, Ken (79).....	1943
Flanagan, Orlando (53).....	1980,81
Flanagan, Robert (40,87).....	1965
Fleetwood, Harold E. (20).....	1932,33
Fleming, L.B.....	1923
Flemming, Jamell (32).....	2009,10,11
Flemons, Tommy (39,93,98).....	1980,82,83
Fletcher, Patrick (16).....	1998,99,00
Fletcher, Ron (11,28).....	1964
Flint, Earl.....	1928,29
Flood, Alger W. (77).....	1969
Flowers, Dimitri (36).....	2014,15,16
Flynn, John (84).....	1962,63
Flynn, John (73).....	2003,04
Fogle, Anthony (9).....	1993,94,95,96
Foley, Mark J.....	1980
Fontenette, Johnny (44,83).....	1980,82,83
Ford, Ataleo (15,26).....	2004
Ford, Cody (74).....	1996,97,98
Ford, Harry.....	1896,97,99

Ford, Keith (21).....	2013,14
Forrest, Dugan (72,91).....	1987
Foster, Ed (77).....	1971,72,73
Foster, Jerry (39).....	1975
Foster, Raybourne.....	1915
Fox, Dave.....	1908
Francis, William Raleigh (71).....	1933,34,35
Franklin, Aaron (25).....	2011,12,13,14
Franklin, Daniel (31).....	2009,10,11,12
Franklin, Willie (80).....	1970,71
Franks, Charles (15).....	1988,89,90,91
Franks, Dominique (15,1).....	2007,08,09
Franks, Trey (2).....	2010,11,13
Frazier, David P. (83,94).....	1968
Frazier, Jeff (19).....	1994,95
Freeby, Cody (17).....	2005
Freeman, Jason (86).....	1995,96,97,98
Freeman, Johnny Douglas (20).....	1934
Freeman, Mario (44).....	1992,93,94
Friday, Elmer.....	1945
Friedrichs, L.G. (14).....	1939
Fuente, Justin (12).....	1996,97
Fulcher, Rick (8).....	1972,73
Fulghum, Gale.....	1943
Fultz, Eric (79).....	1988,90,91
Funk, John H. (45).....	1941
Fuqua, Karey A. (74).....	1933,34,35

G

Gaddis, Mike (22,32).....	1988,89,91
Gallimore, Neville (90).....	2016
Gambill, Jess.....	1898
Gambrell, Bob.....	1944
Gambrell, Rick E. (89).....	1971,72,73,74
Gammill, Floyd.....	1916
Garl, Michael Scott (49).....	1985,86,87,88
Garrett, John C. (50,67).....	1962,63,64
Gary, Keith (92).....	1979,80
Gassoway, Jim.....	1943
Gastelum, Caleb (45).....	2011,12,13,14
Gatewood, Evan (54).....	1983,84,85
Gaut, Robert N. (68).....	1951,52
Gault, Prentice (38).....	1957,58,59
Gaynor, Joe (40).....	1951
Gentry, Cash.....	1933,34
Gentry, Malcomb.....	1914
Gentry, Weldon C.....	1928,29
Geren, David R. (87,90).....	1971
Geyer, Forest.....	1913,14,15
Gibbons, George (32).....	1941,42
Gibbs, Gary L. (41,55).....	1972,73,74
Giese, Warren.....	1946
Giles, Barry (70).....	1994,95
Giller, Tre (72).....	1987,88
Gilstrap, Jimmy R. (60).....	1961,62,63
Ging, Jack (11).....	1951,52,53
Glenn, Ledell (7).....	1985
Goad, Robert W.....	1946,47,48,49
Goff, Duane (84).....	1953,54,55
Golding, Joe.....	1941,46
Goldsbey, Jerry (73,77).....	1963,64
Good, Stephen (77).....	2008,09,10,11
Goodall, Buddy (56).....	1942
Goode, James (39).....	1988,89,90
Goodlow, Daryl (46).....	1980,82,83
Goodman, John (72).....	1976,77,78,79
Goodwin, Rick (62,61,68).....	1965,66,67
Gordon, Murray.....	1927
Gordon, Tracy (47,52).....	1988,89,90
Gorka, Bryan (48,49).....	1991,92,94
Gortmaker, Steven (4,5).....	1998
Graalman, Gordon.....	1931
Grace, George.....	1936,37
Grady, Tommy (15).....	2004
Graham, Elbert (77).....	1979,80,81
Graham, Hershel A.....	1918,19,22
Graham, Thomas.....	1916,17
Granger, DeMarcus (96).....	2006,07,08,09
Grant, Sam (76).....	2014,15,16
Gravitt, Bert W. (17).....	1962
Gray, Edmund (73).....	1954,55,56
Gray, Tom (29).....	1948,49,50
Grayson, Bobby (12).....	1979,80,81
Grayson, Joseph P. (32).....	1967
Greathouse, Myrle (61).....	1942,46,47,48
Green, Brannon (82).....	2012,13
Green, Dahu (18).....	2015,16
Green, Fred.....	1901,03
Green, John (3).....	1987
Green, Karl.....	1973
Green, Marcus (14).....	2015
Green, Merrill (20).....	1950,52,53
Green, Stanley (70).....	1942
Green, Tremayne (43,46).....	1992,94
Greenberg, Alan.....	1945



Greene, Emmitt "Mickey" (58,98).....	1986
Greenlee, C. Wayne (71).....	1954,55
Gregg, Kelly (97).....	1995,96,97,98
Gresham, Jermaine (18).....	2006,07,08
Griffin, Bennett.....	1916
Griffin, Quentin (22).....	1999,00,01,02
Griffis, Russell D. (90).....	1977,78
Grigg, Larry (25).....	1951,52,53
Grimmett, Tom (49).....	1931
Grisham, Jim C. (45).....	1962,63,64
Grissom, Geneo (85).....	2011,12,13,14
Guess, Arthur (18,26)1.....	987,88,89,90
Guffey, Roy.....	1923,24,25
Gundy, Cale (12).....	1990,91,92,93
Gutierrez, Jacob (21).....	2004,05,06,07
Gwinn, Richard L. (70).....	1956,57,58

H

Haag, Heinie W. (34).....	1931
Haerberlein, Jack (61).....	1940,41
Habern, Ben (61).....	2009,10,11
Haddad, David.....	1979
Hake, Jeff (47).....	1983,84,85
Hale, David.....	1984
Hale, Earl P.....	1946,47,48
Hale, Joe Cliff (80).....	1974
Halfman, Peter F. (36).....	1970,72
Hall, Albert (1).....	1991,92,93,94
Hall, Bernard (17,89).....	1987
Hall, Brian (21).....	1980,82,83,84
Hall, Charles E. "Ed" (72).....	1964,65,66
Haller, W.C.....	1925,26,27
Hallett, Bill D.....	1944,45
Hallum, Ken (67).....	1955
Halzle, Joey (15).....	2006,07,08
Hamilton, Raymond L. (96).....	1970,71,72
Hamilton, William.....	1926,27,28
Hamm, Huel (71).....	1940,41,42
Hamm, W. Dow.....	1918,19,21
Hammert, Pete, Jr.....	1922,23
Hammond, John (12).....	1963,64,65
Hammons, Chris (81).....	1998,99,00
Hamon, Claude L. (64,77).....	1960,61
Hampton, Ben (63).....	2008,09
Han, Tony (53).....	1990
Hancock, Roy.....	1916
Hanna, James (82).....	2008,09,10,11
Hannan, Jason (54).....	2008
Hardin, Lawrence (18).....	1981
Hardin, Robert W.....	1979
Hardy, Russell.....	1918,19
Harley, John, Jr.....	1943,44
Harley, John, Sr.....	1910
Harmon, Jason (86).....	1994
Harmon, Ronald E. (83).....	1962,63
Harold, James.....	1921
Harp, Laddie J.....	1947
Harper, Gary (45).....	1966,67,68
Harper, Mike (40).....	1967,68,69
Harper, Scotty (3,43).....	1992
Harrell, Joe.....	1945
Harris, Bill (87).....	1956
Harris, Calvin Roy (6).....	1974
Harris, Jack (54).....	1933,34,35
Harris, Javon (30).....	2009,10,11,12
Harris, Jerome (91,93).....	1976
Harris, Jim (15).....	1954,55,56
Harris, Lamar (19).....	2010,12
Harris, Nic (5).....	2005,06,07,08
Harris, Ralph (60).....	1939,40,41
Harris, Tommie (97).....	2001,02,03
Harrison, Bob (54).....	1956,57,58
Harrison, Jon (12).....	1970,71
Hart, Ben (37,88).....	1964,65,66
Hartford, Glen.....	1922,23,24
Hartley, Garrett (32,10).....	2004,05,06,07
Hartline, Ronnie (45).....	1958,59,60
Harts, John A.....	1895
Harvell, Everett.....	1945
Haskell, Lawrence.....	1918,19,20,21
Haskins, A. Lynwood.....	1926,28
Hatcher, Mickey (82).....	1976
Haught, Richard.....	1960
Haughton, Kahili (8).....	2015,16
Hawkins, Howard.....	1945
Haworth, Steve (6).....	1979,80,81,82
Hawpe, Mike (57).....	1969,72
Haycraft, Hugh.....	1896
Hayden, Jerry (66).....	1963
Hayes, Quentin (29,10).....	2011,13,14
Haynes, James (8).....	2011
Haynes, Ray (80,90).....	1964,65,66
Haywood, Austin (89).....	2010
Heape, Gene G.....	1946,49
Heard, Charles.....	1943,44

Hearon, Darlon N. "Doc" (73).....	1951,52,53
Heath, Leon (40).....	1948,49,50
Healy, Dick (36).....	1949,50,51
Hebert, Bud (33).....	1976,77,79
Heinecke, Cory (89).....	1999,00,01
Hefley, John.....	1896,97,98,99
Henderson, Joseph S. (46,60).....	1965
Henderson, R. Alan (46,83).....	1964,65,66
Henderson, Rod (17,50).....	1993,94,95,96
Henderson, Zac R. (19).....	1974,75,76,77
Hendricks, Earl.....	1920,21,23,24
Hendricks, Viene.....	1921,23,24
Herdon, Bob D. (36).....	1953,54
Hess, Jeremy (73,85).....	2000,01
Hetherington, Jerry (26,27).....	1969
Hetherington, Rickey (32,37).....	1966,68,69
Hettmannsperger, Harry (56,65).....	1966
Heupel, Josh (14).....	1999,00
Hewes, Elmo "Bo" (68).....	1934,35,36
Hicks, Victor (80).....	1975,76,77
Hickson, Donta (35).....	2003,04,05
Higginbotham, John (59).....	1977
Hillaire, Eric (90).....	2002
Hill, Harry F.....	1918,19,20,21
Hill, Houston "Bus".....	1925
Hill, Howard W. "Bill" (70).....	1962,63,64
Hill, James.....	1945
Hill, Kyle (13).....	1991,93
Hill, Scott (7).....	1973,74,75,76
Hines, Percy (32).....	1983,84
Hinton, Eddie (33).....	1966,67,68
Hobby, Brewster (32).....	1959,60
Hodgson, Nick (39).....	2013,14,15
Hoffman, Wayne (41,81).....	1972,73,74
Hogan, Patrick (27).....	1963
Hoge, John (9).....	1979
Holloway, Jamelle (4).....	1985,86,87,88
Holland, J.D.....	1912
Holland, Lonnie (14).....	1956
Holland, Weaver.....	1910
Holleyman, Bary (93,99).....	1998,99,00,01
Holman, Jay (63).....	1975
Holmes, Lendy (11).....	2005,06,07,08
Holt, Jack D. (34).....	1958,59
Hood, Fred (85).....	1955
Horkey, Joe R. (79).....	1948,49,50
Horky, Wesley (42).....	2014,15,16
Hotchkiss, Lewis (45).....	1938
Hott, Oliver.....	1913,14,15,16
Hott, Sabert.....	2010,11,12,13
Hott, Willis.....	1913,14,15,16
Houston, Brandon (70).....	1989,90,91
Houtman, Jay (37).....	1992
Hover, Lee (9).....	1975,76,77
Howard, James.....	1979
Hubbard, Edward (32).....	1934
Hubble, Rocky (67).....	1981,82
Huddleston, Woody (82).....	1935,36,37
Hudgens, David (70).....	1976,77
Huffman, Bill.....	1945
Hughes, Harry.....	1904,05,06
Hughes, John-Phillip (52).....	2013
Hughes, Randy (19).....	1972,73,74
Hughey, Noah (63).....	2007
Hull, Ronn (70,84,89).....	1994
Hulsey, Grant (95).....	2004
Hunnicutt, Michael (18).....	2011,12,13,14
Hunt, Daryl (85).....	1975,76,77,78
Hunt, Jay (21).....	2000
Hunter, Ruben (42,20).....	2015,16
Hurst, Demontre (19,6).....	2009,10,11,12
Hurst, Derrick (57).....	2001,02
Husack, John E.....	1946,47,48
Hussey, Pat (23).....	1972,73,74
Hutson, Mark (79).....	1984,85,86,87
Hybl, Nate (8).....	2000,01,02

I

Ibiloje, Joseph (5).....	2009,10,11,12
Iglesias, Juaquin (9).....	2005,06,07,08
Ikard, Gabe (64).....	2010,11,12,13
Ingram, Austin.....	1952
Ingram, Clint (37,44).....	2002,03,04,05
Ingram, Jerry (90,65).....	1950,51,52
Inman, Richard Walton (92).....	1961
Irvin, Darrell (59,92).....	1978,79
Irvin, Kyle (16).....	1984
Irvin, Oliver.....	1906
Irvin, Bronson (68).....	2010,11,12,13
Ivory, Horace (29,32).....	1975,76
Ivy, Corey L. (43).....	1995,96,97
Ivy, Corey T. (9).....	1997,98
Ivy, Frank "Pop" (68).....	1937,38,39

J

Jackson, Alvin.....	1921,22
Jackson, Brent (27,43).....	1998,00
Jackson, Brian (2).....	2006,07,08,09
Jackson, Desmond (6).....	2008
Jackson, Elvin E. (38).....	1943,44
Jackson, Grady (38).....	1931
Jackson, James Ray (28).....	1966
Jackson, Jarraill (1,2,19).....	1996,97,98,99
Jackson, Jonathan (48).....	2001,02,03,04
Jackson, Kameel (18).....	2011
Jackson, Keith (88).....	1984,85,86,87
Jackson, Kerry (14).....	1972,74
Jackson, Mark (23).....	2016
Jackson, Michael (14).....	1999
Jackson, Mickey (87).....	1957,59
Jackson, Pasha (8,53).....	2002,03
Jacobs, Jack (27).....	1939,40,41
Jacobs, Jay.....	1982
Jamar, Gary (37).....	1968
James, Harold L.....	1921
Janes, Charles Art (75).....	1949,50
Jarman, George W. (66).....	1961,63
Jefferson, Tony (1).....	2010,11,12
Jeffries, Tavaris (72).....	2009
Jenkins, Delbert.....	1899
Jenkins, William.....	1899
Jenkinson, Steve (2).....	1974
Jennings, Bill (66).....	1938,39,40
Jennings, Doyle D. (61).....	1955,56,57
Jennings, Steve (90).....	1956,57,58
Jensen, Chris (67).....	1991
Jensen, Lester.....	1945
Jensen, Robert M. (67,79).....	1971,72
Jimerson, Brian (50).....	2000
Jimerson, Jay (15).....	1977,78,79,80
Johnson, Andre (6).....	1984
Johnson, Corey (27).....	1990,91
Johnson, Cortez (22).....	2013,14
Johnson, Darrius (42).....	1992,93,94,95
Johnson, E.B.....	1921,22,23,24
Johnson, Earl (5).....	1983,84,86
Johnson, Graham B.....	1916,17
Johnson, Greg (75).....	1984,85,86,87
Johnson, Justin (25).....	2008
Johnson, Lane (87,69).....	2010,11,12
Johnson, Manuel (6,1).....	2005,06,07,08
Johnson, Mickey R. (56).....	1955,56,57,58
Johnson, Montford.....	1914,15,16
Johnson, Montford T. III (25).....	1969,70
Johnson, Neil R.....	1913,14
Johnson, Oscar.....	1900,01
Johnson, Troy (80,88).....	1984,85,86,87
Johnson, Wallace (46).....	1961
Johnson, Wally.....	1982
Johnson, Will (12).....	2015,16
Johnston, Paul X.....	1918,19,20
Johnston, Ross.....	1916,17,18
Johnston, W.R.....	1916,17,19
Jones, Brandon (81).....	2001,02,03,04
Jones, Cedric (57).....	1992,93,94,95
Jones, Danté (50).....	1984,85,86,87
Jones, Emmanuel (25).....	2009
Jones, Harold (71,92).....	1989
Jones, Jarvis (76).....	2009,10,11
Jones, Jim (62,88).....	1979,80,81
Jones, Kejuan (20).....	2002,03,04,05
Jones, Kellen (52).....	2011
Jones, Ken (72,98).....	1970,71,72
Jones, Landry (12).....	2009,10,11,12
Jones, Onitei (11,38,42).....	1997,98,99,00
Jones, Russell (6,25).....	1991,92
Jones, Sedit (48).....	1996,97,98,99
Jones, W.D. "Buddy".....	1947,48,49,50
Jordan, Phil (93,74).....	1969,70,71
Joseph, Davin (77).....	2002,03,04,05
Joseph, Gana (29,38).....	1996,97,98
Joseph, Jason (18).....	1998,99
Joyce, Micheal R. (83).....	1980
Joyner, Barry (42).....	1978,79,80
Judkins, John F. (38).....	1986
Julious, Ashton (67).....	2016
Justice, Chris (40,46).....	1996

K

Kabba, Ahmed (5).....	1997,98
Kaighan, Mike (43,54).....	1994
Kalsu, Bob (77,94).....	1965,66,67
Kaltenbacher, Jim.....	1984
Kasitati, Nila (54).....	2012,13,14,15
Kaspar, Kert (46).....	1984,87,88
Keadle, Robert D. (33,42).....	1960
Kearney, Vic (31).....	1970,71,72
Keeling, Mike (99).....	1979,80,81,82

Keeton, Dunwood (21).....	1972,73
Keith, Jason (58).....	1990,91,92
Keith, Olin (37).....	1939,40
Keller, Troy Kay (87).....	1950,52,53
Kelly, Caleb (19).....	2016
Kelly, Malcolm (2,4).....	2005,06,07
Kempnich, Scott (72).....	1997,98,99,00
Kendall, Austin (10).....	2016
Kennedy, Jon R. (48).....	1964,65,66
Kenney, Cameron (6).....	2009,10
Kenon, Lee V. (60).....	1943
Key, Don (60).....	1979,80,81,82
Kidd, Summie.....	1926,27
Killingsworth, Joe (83).....	1967,68,69
Kilkin, Kirk (83).....	1973,74
Kilpatrick, Darren (90).....	1984,85,86,87
Kimball, Robert L. (21).....	1977,78
Kindley, Don L., Jr. (52).....	1965,66
King, Aubrey (87,97).....	1985,86
King, David (90).....	2009,10,11,12
King, David W. (57).....	1967
King, Glenn (21).....	1969,70,71
King, Kenny (30).....	1976,77,78
Kinlaw, Reggie (62).....	1975,76,77,78
Kirby, Darrell (78,96,97).....	1990
Kirby, Monty.....	1976
Kircher, Omer (M).....	1948,49,50
Kirk, Clyde (16).....	1928,29,30
Kitchell, Charles Abe.....	1928
Kitchens, Gus (18).....	1938,39
Klein, Kory (93).....	2000,01,02,03
Klitzman, Robert (54).....	1969
Knall, Mike (13).....	2006,07,08
Knapp, Jim.....	1961
Knight, Alford Eugene (38).....	1965
Knight, Connor (89).....	2013,14,15,16
Knight, Trevor (9).....	2013,14,15
Koller, John (81).....	1965,66,67
Koontz, Brent (52,91).....	1990,91,92,94
Kosmos, Mark (69,90).....	1965,66
Kramer, Forrest.....	1916
Kramer, Kyle (82).....	1994
Kreick, Edward.....	1946,47
Krisher, Bill (65).....	1955,56,57
Kuhn, Buster (38,39).....	1997-99
Kulbeth, Ralph L. (51,69).....	1975
Kunkle, Steve (58).....	1975
Kusiak, Joe (68).....	1968,69

L

LaCrosse, Clane (50,54).....	1993
La Rosa, Vince (52).....	1969,70
Ladd, Benton (75).....	1955,56,57
Lahar, Harold W. (32).....	1938,39,40
Lamb, Roy.....	1923,24
Lamb, W.G. (68).....	1940,41,42
Lambert, Chris P., Sr. (43).....	1942
Lampkin, Du'Vonta (57).....	2016
Lancaster, Eddie (62,63,76).....	1967,68
Land, Proctor (34,97).....	1989,90,91
Lane, Lester (17).....	1952
Lang, Noland W., Jr.....	1949
Lang, Vernon (68).....	1958,59,60
Langston, Chuck (75).....	1992,93,94,95
Larghe, Steve (37).....	1976
Larue, William (33).....	1938,39
Lashar, R.D. (13).....	1987,88,89,90
Lashar, Tim (31).....	1983,84,85,86
Latham, Bob, Jr. (56,57).....	1985,86,87,88
Latimer, Zach (46).....	2003,04,05,06
Laurita, Al (62,64).....	1984,85,86,87
Lawrence, J. Adair.....	1918
Lawrence, Jim (92).....	1956,57,58
Lea, Paul (36).....	1961,62
Leake, John "Buddy," Jr. (22).....	1951,52,53,54
Lear, Alvin (48).....	1962
Lebow, Derald.....	1943,44
Lecrone, Leroy.....	1925,26,27
Lecrone, Ray.....	1925,26,27
Ledbetter, Jerome (20).....	1980,83,84
Ledbetter, Weldon (43).....	1979,80,82
Lee, Frank.....	1930
Lee, Hilary (34).....	1929,30
Lee, John.....	1928,29
Lee, Steve (81).....	1988
Lee, William Wayne (50,51,75).....	1960,61,62
Legg, Jerry A.....	1980
Leggett, Scott (70).....	1983
Lehman, Teddy (11,54).....	2000,01,02,03
Lemon, William.....	1907
Lepak, Brian (51).....	2009,10
Levonitis, Bill (37).....	1959
Levy, Tony (22).....	1990,91



LETTERWINNERS

7 NATIONAL CHAMPIONSHIPS
10 BIG 12 CHAMPIONSHIPS

Lewis, Fred (95)	1994,95
Lewis, Geno (5)	2016
Lewis, Gilmer A., Jr. (73)	1957,58,59
Lewis, Hardie (20,23)	1930,31
Lewis, Ike (1,29)	1989,90
Lewis, Johnny (95)	1978,79,80,81
Lewis, Ronnell (56)	2009,10,11
Lewis, Travis (28)	2008,09,10,11
Liggins, Granville (66,93)	1965,66,67
Light, Earl	1917
Lindley, P.L. (40)	2012,13,14,15
Link, Donald	1943
Link, Emery A. (68)	1953
Linn, Jim (18,33,84)	1968
Linz, Marceline Chavez (47)	1974
Lisak, Edward J. (45)	1948,49,50
Little, Kenneth (89)	1933,34,35
Little, Mo (18)	1966,97
Little, Richard	1968
Littlejohn, Wray (85)	1951,52,53,54
Littrell, Jim (42)	1973,74,75
Littrell, Seth (35)	1997,98,99,00
Lively, William Prentice	1915
Loadholt, Phil (79)	2007,08
Locke, Norval (51)	1936,38,39
Lockett, David M. (85)	1949,50,51
Lofton, Curtis (40)	2005,05,07
Lohmann, Phil Jay (46,53,81)	1959,60,61
Luna, Jacob (27)	2004
Long, Beede	1933,34
Long, Bert	1895
Long, Charles	1899
Long, Delbert (27)	1954,55,56
Long, Frank	1904,05,06,07,08
Long, Ted (3,26)	1988,89,90,91
Looney, Joe Don (33)	1962
Lott, Thomas (6)	1976,77,78
Loughridge, Robert E. (78)	1953,54,55
Lovall, Gerald	1945
Lowe, Marcus (92)	1987
Lowell, Gary (25)	1978,80,81,82
Luckey, Stirling (56,97)	1994
Lucky, Mark (52)	1977,78,79,80
Ludwig, Stephen Lee (59)	1974
Lund, Craig M. (84)	1975
Luster, Dewey	1917,18,19,20
Lynn, Gabe (9)	2010,11,12,13

M

Mabry, Jeffrey C. (6)	1974
MacDuff, Larry (92)	1968,69
Macias, Tim (53,77)	1996,97,98
Mackey, Damian (13,36)	1999,00,01
Mackey, Paul	1896,97,98
Macon, Pryce (94)	2008,10
Madu, Mossis (17)	2007,08,09,10
Malone, Fred R. (85)	1966,68
Malone, Terrance (49,81)	1995,96,97
Maloney, Don J. (22,23)	1985
Maloney, Pete (44)	1931
Manly, Leon	1947,48,49
Manly, J.R. (22)	1937,38,39
Mann, Kenneth (55)	2016
Manning, Terran (64)	1987,88,89,90
Mantle, Mike (60)	1983,84,85
Manuel, Rod (73,85)	1993,94,95,96
Marcum, Delton	1949
Marks, Richard W. (70,87)	1985,86,87
Marrs, Kyle (78)	2013
Marsee, Jack (64)	1939,41,42
Marsh, James H.	1918,19,20,21,22
Marsh, Victor	1927,28,29
Marshall, Everett (24,80)	1969,70,71
Marshall, Torrance (10)	1999,2000
Martin, Bob (86)	1956
Martin, Fred	1918
Martin, Howard C.	1925,26
Martin, John (43)	1938,40
Martin, Leo (78,80)	1974,75,76
Martin, Randy (84)	1984
Martin, Robert	1911
Martin, William A.	1938,39,40,41
Mason, Rick (55)	1969,70
Massad, Ernest L. (24,42)	1929,30,31
Mathes, Donald E.	1922
Mathews, Orville (35)	1939,40,41
Mathis, Reggie (58,86)	1976,77,78
Mathis, Will (65)	1999,00,01
Mattox, William (25)	1940,41,42
Maxfield, Ralph (18,92)	1960,61
Mayes, Clair S.	1948,49,50
Mayfield, Baker (6)	2015,16
Mayfield, Corey (46,52)	1989,90,91
Mayfield, R.C. "Bob"	1943,44
Mayhew, J.A. "Al"	1927,28,29



JOSH NORMAN

Mayhew, Matt (6,30,84)	1999,00
Mayhue, Charles D. (14)	1962,63,64
Mays, Ed B.	1946,47,48,49
Mbanasor, P.J. (2)	2015
McAdams, Carl (51)	1963,64,65
McBride, Brad (48)	1984,85,86,87
McCain, Frank	1915,16,17
McCall, Aubrey	1945
McCampbell, Richard (32)	1976
McCartney, John	1900
McCarty, Howard W. (34)	1937,38
McCasland, T. Howard	1914,15
McClellan, Mike (31)	1959,60,61
McCloud, Marc Dwight (78)	1974
McClure, Bruce (73)	1994,95,96,97
McClure, Daniel Edwin II (32)	1974
McCoy, Gerald (93)	2007,08,09
McCoy, James P. (70)	1961
McCoy, Matt (34)	2000,01,02,03
McCreary, Byrom	1902,03,04,05
McCullough, Hugh (26)	1937,38
McCurdy, Rick (80)	1962,63,64
McCutcheon, Bill	1896,97
McDade, Billy (23,25)	1991
McDade, Laddie Burl	1949
McDaniel, Wahoo (40)	1957,58,59
McDaniel, Mike (6,10,14)	1994,95,96
McDannald, Morris R. (69)	1933,34,35
McDermott, Hugh V.	1916,17,19
McDonald, Don (49)	1942
McDonald, Jeff (11)	1981
McDonald, Tommy (25)	1954,55,56
McDonough, Kevin (89)	1979
McDougle, Stockar (78)	1998,99
McEachern, Hays (16)	2006,07
McFadden, Alfred	1922,23
McFarland, Jamarus (97)	2009,10,11,12
McFerron, George	1916
McGee, Garrick (8)	1994,95
McGee, Reece (90)	1948
McGee, Stacy (92)	2010,11,12
McGehee, Perry E. (51)	1969
McGinnis, Connor (3)	2016
McGlothlin, Claude	1916,17
McGraw, Joseph	1898
McGruder, Lynn (96)	2002,03,04
McKim, Jay D. (35)	1978,79,80
McKinley, Mike (31)	1987,89,90,91
McKinley, William	1920,21
McKinney, Prentice (29)	2015
McLaughlin, John (69)	1971,72
McLaughlin, Mike (85)	1971,72
McMichel, Ken (12,17)	1986,87,88,89
McNabb, Norman (65)	1946,48,49,50
McNamara, Taylor (88)	2013,14
McPhail, Buck (41)	1950,51,52
McPhail, Gerald (48)	1954,55
McQuarters, Ed L. (64)	1962,63,64
McReynolds, Edwin C.	1910

McReynolds, Joe (1)	1973,75
Meacham, Bill (19)	1960
Meacham, Edgar	1911,12,13
Meacham, Randy (86,89)	1966,67,68
Mead, Jeffery (15)	2014,15,16
Mears, Gene (55)	1952,53,54
Medice, Larry (62,67)	1988,89,90
Medlock, Newt	1895
Meier, Carson (45)	2015,16
Meinhart, Lloyd	1943
Melendez, Jaime H. (60)	1973,75,76,77
Melson, Chris (8,17)	1988,89,90,91
Mendenhall, Ken (50,69)	1967,68,69
Mensik, Erik (88,69)	2009,10
Merkle, Fred	1896,97,98,99
Merkle, Joe	1896,97,98,99
Merrell, Webber (77)	1936,37
Messner, Chris (79)	2003,04,05,06
Metcalf, L.A. "Butch" (75)	1962,63,64
Meyer, Clifford	1915
Mickey, Joey (82)	1989,90,91,92
Migliazzo, Paul (42)	1983,84,85,86
Milburn, Glyn (5)	1988
Mildren, Jack (11)	1969,70,71
Mildren, Richard (48)	1973
Millard, Trey (33)	2010,11,12,13
Miller, A.D. (13)	2015,16
Miller, Dejuan (24)	2008,09,10,11
Miller, Jeff (57)	1989,90
Miller, Jonathan (26)	2009
Miller, T.B.	1933,34
Millington, Akim (69)	2004
Mills, Bus (21)	1928,29,30
Mills, P.J. (4,17)	1992,93,94,95
Mills, Ron (36)	1981
Milstead, Jon (49)	1970,71,72
Milstead, Karl (63)	1959,60,61
Ming, Leslie L.	1948
Miskovsky, John (75)	1933,34,35
Mitchel, Eric (1)	1985,86,87,88
Mitchell, Jack	1946,47,48
Mitchell, Lance (10)	2002,03,04
Mittermeier, Quinn (73)	2016
Mixon, Joe (25)	2015,16
Mobra, Joe (16)	1953,54,55
Monnett, Jim	1902,03,04,05,06
Montgomery, Devin (27)	2016
Montgomery, Homer	1914,15,16
Montgomery, Sam	1916
Mooney, Prentiss	1926,27
Moore, Billy Jack (64)	1957,58,59
Moore, Brandon (46)	1997,98,99,01
Moore, Cordero (89)	2008,09
Moore, Derland (97)	1971,72
Moore, Eric (1,2,3)	1995,96,97,98
Moore, Frank (97)	1979
Moore, Harry (55)	1948,49,50
Moore, Jerald (7,30)	1993,94,95
Moore, John (93)	1925,26

Moore, Kirk (23)	1988
Moore, Obie (57)	1973,75,76,77
Moore, Sherrone (77)	2006,07
Moreland, Matthew (37)	2008,09
Morford, Clare E. (65)	1941,42
Morford, Robert B. (67)	1957,58,59
Morford, R. Brent (94)	1960
Moriarty, Paul (64)	1991,92
Morris, Lee A., Jr. (84)	1985
Morris, Bill (63)	1941,42,46,47
Morris, Cecil (74)	1953,54,55
Morris, Dennit E. (51)	1955,56,57
Morris, Lee (86)	2016
Morris, Max (75,95)	1958,60
Morrison, C.E., "Ram"	1920,21,22,24
Morter, Ray A.	1909,10
Morton, Don (59)	1975
Moses, James (89)	2002,03,04,05
Moss, William B.	1911
Motley, Parnell (15)	2016
Moyer, Greg (54,94)	1996
Mozee, Jamar (43)	2000,01
Muhammad, Greg (50,69)	1998,99
Muliac, John (64)	1996,97
Muldrow, Alvin	1928
Muldrow, Hal	1925,26,27
Mullen, John Daniel (58)	1970,71,72
Mullen, Michael L. (62)	1969
Mullen, Ray R. (45)	1941,42
Munn, Jeff	1987
Munsey, J.S. (34)	1939,40,41
Murphy, Kevin (39)	1981,82,83,85
Murray, DeMarco (7)	2007,08,09,10
Murray, Richard (76)	1974,75,76,77
Musil, Marshall (32,20)	2010,11,12

N

Naim, James	1908,09,10,11
Ndulu, Chuka (98)	2011,12,13,14
Neal, Durrion (5)	2012,13,14,15
Needs, Al	1945,48,50
Neely, Ralph E. (77)	1962,63,64
Neher, Leroy (35)	1941,42,46,47
Nelson, Chaz (99)	2013
Nelson, Corey (7,25)	2010,11,12,13
Nelson, Derrick (67)	1996
Nelson, Don (41,60,45)	1957
Nelson, F. Wayne (18,28)	1967
Nelson, George N. (50)	1954
Nelson, Jonathan (3)	2009,10
Nelson, John (83)	1994
Nelson, Roger D.	1951,52,53
Nelson, Roy	1929
Nemecek, Vivian (95)	1934,35
Newland, Scott (81)	1982,83,84
Newton, Charles E. (98)	1968
Nichol, Keith (6)	2007
Nicholson, Donte (8)	2003,04
Nicholson, John (99)	1970
Nimmo, John (5)	2009,10
Nixon, Fred (11)	1976,77,78,79
Nixon, Laenan (82)	2004
Noble, Daniel (93)	2010
Noles, Dan M. (48,53)	1969
Nordgren, Geoffrey E. (19)	1969,70,71
Norman, Josh (3,30,31)	1998,99,00,01
Norris, Granville T.	1925,26,27
Northcutt, Ken (62)	1954,55,57
Norwood, Pete (17)	1992

O

O'Gara, Bill (54,64,68)	1977,78
O'Grady, Kevin	1969,70
O'Hara, Patrick (43)	2009,10,11,12
O'Neal, Benton (19)	1958
O'Neal, Jay (17)	1954,55,56
O'Neal, Matt (60)	1998,99
O'Neal, Pat (35)	1951,52,53,54
O'Neal, Preston, Jr.	1953,54
O'Neal, Robert (36)	1992
O'Shaughnessy, Steve (18)	1969,70,71
Oatts, Paul (55)	1993
Odum, Brian (24)	2001
Ogilvie, Frank A.	1920
Okoronwko, Ogbornia (82,31)	2014,15,16
Onuoha, Mike (84)	2012
Onyenegecha, Chijioke (22)	2004,05
Orendorff, Bill (64)	1972
Orr, Charles	1912
Orr, Ellis	1928,29
Orso-Bacchus, Dwayne (99)	2015
Osby, Louis (68)	1978,79,80
Oujecky, Joseph B. (68)	1954,55,56,57
Ousley, Scott (44)	1997,98



Overstreet, David (22).....	1977,78,79,80
Overton, Marquise (98).....	2015
Overton, Milton (63,74,94).....	1992,93,94,95
Owens, Jameel (4).....	2008
Owens, Jim.....	1946,47,48,49
Owens, Roger Ray (36).....	1976
Owens, Roy (11).....	1983
Owens, Steve (36).....	1967,68,69
Owens, Tinker (11).....	1972,73,74,75
Ozumba, Chike (62).....	2000,01,02

P

Paaso, Dick (79).....	1966,67,68
Pace, Bobby W.....	1962,63,64
Pace, Harrison W.....	1950
Page, Bobby (18).....	1962,63,64
Page, G. Robert (17).....	1957,58,59,61
Page, Harland.....	1934
Paine, Charles W.....	1949
Paine, Homer.....	1946,47,48
Pair, Gayleburn, Sam L.....	1926
Pannell, Larry (66,69,94).....	1962
Pannell, Tommy (19).....	1963,64,65
Pannell, William (56).....	1962
Pansze, Art (3).....	1932,33,34
Pansze, William N. (2,11).....	1931,32,33
Panther, Adam (64).....	2003
Panther, Ben (67).....	1998,99,00,01
Parham, Duncan (82).....	1986,87
Parker, De'Mond (33,48).....	1996,97,98
Parker, James (42,87).....	1960,62
Parker, Jordan (3,9).....	2016
Parker, Kenneth W.....	1947,48,49
Parker, Paul (62,63,96).....	1981,82,83
Parker, Steven (11,10).....	2014,15,16
Parks, Edward Mickey (98).....	1934,37
Parks, Jerry (58).....	1988
Parrish, George.....	1933,34
Parsons, Hillard, Jr.....	1943
Patrick, Allen (23).....	2005,06,07
Patterson, William A.....	1922,24
Paul, Byron (27).....	1978,79,80
Paul, Harold (71).....	1971
Paulsen, Jesse (42).....	2010,12
Payne, James H. (67,78).....	1959,62,63
Payne, Jerry (55).....	1957,58,59
Payne, Ron (86).....	1959,61
Peacock, Elvis (4).....	1974,75,76,77
Pearce, Joe (41).....	1967,68,69
Pearson, Douglas B. (12).....	1974
Pearson, Lindell.....	1948,49
Pearson, Tom (80).....	1954
Peddycoat, Dick.....	1944
Pegues, Rod (4,14).....	1978,80,81,82
Pellow, Johnny (11).....	1956,57,58
Pena, Tony III (87).....	1992
Pendleton, Carl (68).....	2004,05,06
Pennick, James.....	1922,23,24
Penny, JaJuan (85,89).....	1992,93,94,95
Peoples, Will (29).....	2001,02,03,04
Perine, Samaje (32).....	2014,15,16
Perini, Dale (84,92).....	1960,61
Perkins, Antonio (4,28).....	2001,02,03,04
Perry, Ed.....	No dates
Perry, Fred.....	1895
Perry, Leon (2).....	1985,86,88,89
Perryman, A.G. (89).....	1970
Peters, Karl L. (16).....	1973,74
Peters, Tony (15,19).....	1979
Peters, Terry (16).....	1975,77
Peters, Tyrell (23,45).....	1993,94,95,96
Peters, Zarek (73,81,94).....	1989
Peterson, Adrian (28).....	2004,05,06
Peterson, Torrea (94).....	2011,12,13,14
Pettibone, Jerry (20).....	1961
Pfirimmer, Don (43).....	1967,68
Phebus, Wright (67).....	1938
Phelps, Kelly (7).....	1978,79,81,82
Phillips, Leon C.....	1915
Phillips, Marland.....	1928
Phillips, Martin.....	1927
Phillips, Anthony (68).....	1985,86,87,88
Phillips, Forb L. (38).....	1968,69,70
Phillips, Jon (66).....	1984,85,86,87
Phillips, Jordan (80).....	2012,13,14
Phillips, Michael F. (89).....	1974,75,76
Phillips, T. Ray (17).....	1932
Phipps, Mike (91).....	1994,95,96
Pickard, Claud.....	1904,05,08
Pickett, Jeff (71).....	1983,84,85
Pierce, Clovis (41).....	1941
Pitchlynn, Thurman J. (36,41).....	1966
Pittman, Andre (60,70).....	1998
Pleasant, Demarrio (51).....	2004,05,06,07
Pleasant, Ian (49).....	2006,07

Porkorny, Charles D.....	1922
Pomeroy, Gary (45).....	1982,83
Pool, Brodney (23,40).....	2002,03,04
Pope, Eric (63).....	1982,83,84,85
Pope, Kenith (28).....	1971,72,73
Porter, Jack D. (74).....	1966,67,68,69
Porterfield, John L. (82).....	1962,63
Postlick, Joe (65,94).....	1965,66,67
Poteat, Jowahn (21,29).....	2002,03,04,05
Potter, Byron (42).....	1939
Potters, Gary (85).....	1975
Potts, Frank.....	1925,26
Powell, Joe (3).....	2010,11
Powell, Raymond R.....	1949,51,52,53
Powell, Roland (72).....	1956
Powers, Ben (72).....	2016
Powers, Clyde J. (29).....	1971,72,73
Poyner, Ben (88).....	1933,34,35
Preston, Gene.....	1945
Price, Harry.....	1906,07,10
Price, King.....	1923
Price, Lance (97).....	1985,86,87
Price, William.....	1945,46,47,48
Pricer, Billy C. (43).....	1954,55,56
Prickett, John.....	1895
Prince, Tony (37).....	1987
Proctor, Sam (27).....	2008,09,10,11
Pruitt, Greg (30,83).....	1970,71,72
Pryor, Brandon (56).....	2000,01

Q

Qualls, Albert (81).....	1969,70,71
Quick, Michiah (16).....	2014,15,16
Quinn, J.D. (63).....	2005

R

Radcliffe, Earle.....	1907,08,10
Raley, John.....	1979
Randolph, John (87).....	1976
Randolph, Tim (58,85).....	1981,83,84
Rankins, Jejuan (17,3).....	2002,03,04,05
Rapacz, John J. (47).....	1946,47
Rasheed, Kenyon (33).....	1989,90,91,92
Ratterree, Trent (47).....	2008,09,10,11
Ray, Darrol (3).....	1976,77,78,79
Ray, John.....	1898
Ray, Terry (4,19).....	1988,89,90,91
Rayburn, Tony (35).....	1983,84,85,86
Rayl, Brett (59).....	2004,05
Rector, Joe D. (80).....	1956,57,58
Reddell, Brad (84).....	1989,90,91,92
Reddell, John C. (7).....	1950,51,52
Reed, Darrell (40).....	1984,85,86,87
Reed, Richard (51,96).....	1984,85
Reeds, Artie.....	1909
Reeds, Chester.....	1904,05
Reeds, Clarence.....	1904
Reeds, Claude E.....	1910,11,12,13
Reese, Jerry (27).....	1974,75,76
Reeves, Matt (42,99).....	1998
Reilly, Mike (41,50).....	1977,79,80
Remy, William E.....	1949
Rentie, Caesar (77).....	1984,85,86,87
Rentzel, Lance (38).....	1962,63,64
Resler, Jeff (71).....	1991,92,93,94
Reynolds, Jaz (16).....	2009,11,13
Reynolds, Ryan (8).....	2005,07,08,09
Reynolds, Tanner (52).....	1999,00
Rhodes, Roy.....	1945
Rhodes, Steve (24).....	1976,77,78,80
Rhymes, George (4).....	1980,81,83,84
Rhynes, Gary (42).....	1972
Rice, Jacob (68).....	2002,03,04,05
Richardson, Joe A.....	1945
Richardson, Ramon (91).....	1999,00
Riddley, Steve (37).....	1996
Rideau, Rodney (45,47).....	1996,97,98,99
Riley, James (61,71).....	1964,65,66
Ringer, Mike (15).....	1963,64,65
Ripkowski, Aaron (48).....	2011,12,13,14
Ripley, J.M. "Mickey" (16).....	1967,68,69,70
Risinger, R.L.....	1895
Roach, Larry (26).....	1970,71,72
Roberson, Broderick (62).....	1991,92,93,94
Roberts, Austin (95).....	2016
Roberts, C.C.....	1896,97,98,1900
Roberts, Donald H. (89).....	1968
Roberts, Fred.....	1901
Roberts, Greg (65).....	1975,76,77,78
Roberts, Harold (29).....	1929,30
Roberts, Hugh.....	1908
Roberts, J.D.....	1951,52,53
Roberts, Willie (88).....	2003,04,05
Robertson, Dave (15).....	1971,72

Robertson, Melbourne (70).....	1933,34,35
Robinson, Bobby (32).....	1965,66
Robinson, David (5).....	2004
Robinson, Eric (17).....	1984
Robinson, George (72).....	2005,06,07,08
Robinson, Lamont (30).....	2007,08
Robison, Leroy.....	1933,34
Rockford, Jim (2).....	1980,81,83,84
Roegiers, Sebastien (54).....	1998
Rogers, Charles E.....	1911,12,13
Rogers, J.W. "Jim".....	1907,10
Rogers, Jimmy (34).....	1974,76,77,78
Rogers, Joe (41).....	1996,97
Rogers, Otis R. (20).....	1936,37,38
Rogers, Tyrone (51).....	1988
Roland, Phil (99).....	1977
Rolle, David (41).....	1956,57,58
Rollins, Zerrick (53,97).....	1994
Romar, Matthew (92).....	2014,15
Romero, Frank (63,85,96).....	1998,99,00,01
Rose, Michael (20).....	1994,95,96,97
Rosenberg, Collin (27,36).....	1993,94,95,96
Ross, Alex (28).....	2013,14,15
Ross, Alvin (25,34,48).....	1981,83
Ross, Dwight M.....	1920
Ross, Eugene (39).....	1964,65,66
Ross, H. Grady.....	1909
Ross, Ronald K. (68).....	1978
Rousey, Tom (28).....	1940
Roush, John (62).....	1972,73,74
Rowe, David (26,29,64).....	1997
Rowe, William J. (12).....	1959
Rowland, Ed.....	1950,51,52
Royal, Darrell.....	1946,47,48,49
Royler, (Unknown).....	1895
Runbeck, Leonard.....	1905
Runnels, J.D. (38).....	2002,03,04,05
Russell, Clyde (30).....	1973,74
Russell, Kleyn (39).....	1972
Ruster, Dan (16).....	1970,71,72

S

Salmon, Don E. (39).....	1960
Samia, Dru (75).....	2015,16
Sanchez, Zack (15).....	2013,14,15
Sandefur, J.D. "Jakie" III (27).....	1956,57,58
Sanders, Jerry (45).....	1978,80,81,82
Sandersfield, Melvin (25,41).....	1959,60,61,62
Santee, Jack H. (27).....	1951,52
Santee, Robert P. (27).....	1954
Sarratt, Charles.....	1946,47
Saunders, Jalen (8).....	2012,13
Saunders, Thomas W. (70,91).....	1970,71,72
Savage, Antwone (6).....	1999,00,01,02
Savage, Donte (77).....	2013,14
Sawatzky, Mike (54).....	1988,89,90
Sawyer, Steve.....	1944
Schaefer, Herbert.....	1922,23,24
Schmitt, Pete (80).....	1989,90,91,92
Scholl, Robert (52).....	1958,59
Schreiner, Carl S. III (67).....	1963,64
Schreiner, Carl S., Jr.....	1945
Schreiner, Henry F.....	1945,49
Scott, Bob (78).....	1956,57
Searcy, Byron (76).....	1955,56,57
Seibert, Austin (43).....	2015,16
Sellmyer, Greg (39).....	1976,78,79
Selmon, Dewey (91).....	1972,73,74,75
Selmon, Lee Roy (93).....	1972,73,74,75
Selmon, Lucious (98).....	1971,72,73
Serruto, Drew (60).....	2011
Severin, Robert.....	1904,05,06
Sewell, Steve (13).....	1981,82,83,84
Seymour, Bob (36).....	1937,38,39
Shadid, Mitch (31).....	1940,41,42
Shane, Dan S. (86).....	1967
Shankle, William (8).....	1991,92,94
Shanks, Patrick (51).....	1941,42
Shannon, Frank (20).....	2012,13,15
Sharp, Basil.....	1944,45
Sharpe, Louis (70).....	1939,40,41
Shaw, Clinton.....	1917
Shaw, Derek (52).....	2006,07,08
Shead, Adam (74).....	2011,12,13,14
Shearer, Clifton.....	1928
Shelby, Brandon (4,5).....	2001,02,03,04
Shelley, John A. (33).....	1969,70,71
Shepard, Darrell (8).....	1980,81
Shepard, Derrick (3).....	1983,84,85,86
Shepard, Sterling (3).....	2012,13,14,15
Shepard, Woodie (23).....	1976
Sherrad, Dale (36).....	1955,56,57
Shields, Bennie (74).....	1961,63
Shields, Larry (35).....	1963,64
Shilling, Jack C. (63).....	1957,58

Shipp, Jackie (49).....	1980,81,82,83
Shirk, John (63).....	1937,38,39
Shoate, Myron (8,22).....	1974,76
Shoate, Rod (43).....	1972,73,74
Shoemaker, David (60,81).....	1987,88
Shores, Phillip.....	1982
Short, Dan.....	1900,01,02,03
Short, Gacicuis.....	1927
Short, Harvey.....	1898,99,00,01
Short, Tom M. (85).....	1936,37
Shotts, Ron (22).....	1965,66,67
Shotts, Steve (14).....	1970
Shoulders, Marvin (31).....	2000
Sills, Jake (11,19).....	1998
Silva, Frank R. (17).....	1948,49,50,51,52
Simcik, Douglas W. (45).....	1976,77
Simmons, Brian (74).....	2006,07,08,09
Simmons, Homer (22).....	1940,41,42
Simmons, Milton E. (66).....	1953,54
Simms, Dick E.....	1930,31
Simms, Terrance (1).....	2001,02
Simon, E.N. (34).....	1973,74
Simpson, Broderick (51).....	1993,94,95,96
Simpson, Nick (58).....	1998
Simpson, Travis (53).....	1983,84,85,86
Sims, Billy (20).....	1975,77,78,79
Sims, Fred (23).....	1981,82
Sims, Jerry L. (79,91).....	1968,69,70
Sims, Richard (5,12).....	1930,31
Sims, Wes (60).....	2001,02,03,04
Singletary, Hinston L.....	1928
Sitton, Ken (18).....	1979,80
Skidgel, Wesley A. (22).....	1962,63
Skinner, Mike (75).....	1999,00,01,02
Skinner, Reggie (21,22,24).....	1998,99
Slater, Bob (68).....	1981,82,83
Slaughter, Trae (23).....	1997,98
Russell, Clyde (30).....	1973,74
Russell, Kleyn (39).....	1972
Ruster, Dan (16).....	1970,71,72
Smallwood, Jordan (17).....	2014,15,16
Smith, C. Lyle (40).....	1939,40,41
Smith, C. Michael (39).....	1970
Smith, David (38,44).....	1972,73
Smith, David (25).....	2014
Smith, Dean C. (72).....	1948,49,50
Smith, Fred (67).....	1949,50,51
Smith, Fred C.....	1927
Smith, Jarvis (4,28).....	2000,01
Smith, Jay (61,71).....	1996,98,99
Smith, John L.....	1899
Smith, Josh (77).....	2000,01
Smith, Kolby (89).....	2008
Smith, Leon L.....	1927
Smith, Michael G.....	1973
Smith, Norman W. (16).....	1962,63,64
Smith, Pete (90).....	1935,36,37
Smith, Ray.....	1897
Smith, Reggie (1).....	2005,06,07
Smith, Todd (37).....	1983,84,85
Smith, Travian (36).....	1994,95,96,97
Smith, Trent (88).....	1999,00,01,02
Smitherman, Don (24).....	1986,88,89
Smoot, Roy.....	1918,19,20,21
Snell, Ernest B. (36,41).....	1930,31
Snodgrass, M.H.....	1925
Soloman, DeMario (34).....	1998
Sony, Darrell (16).....	1979,80,82
Sparkman, Homer (71).....	1943,44
Sparks, Keith (29,61).....	1993,94,95
Spears, Roy A.....	1911,12,13
Speegle, Cliff (24).....	1938,39,40
Spence, Armand (47).....	1997,98,99
Spencer, Mike (51).....	1975
Spottswood, Ed (42).....	1938
St. John, Josiah (55).....	2014,15
Stacy, James (35).....	1932,33,34
Stacy, Ronnie Lee (78,96).....	1970,71
Stafford, Anthony (25).....	1985,86,87,88
Stahl, William.....	1921
Stamps, Harry, Jr. (76).....	1992,93,94,95
Stanberry, Keith (19).....	1981,82,83,84
Stanley, Raymond (28).....	1929,30
Steele, David A. (89,90).....	1969
Steele, Jack (44).....	1940,41,42
Steffen, Roger (9,51).....	1998,99,00
Steinberger, Clinton C.....	19



LETTERWINNERS

7 NATIONAL CHAMPIONSHIPS

10 BIG 12 CHAMPIONSHIPS

Stevenson, Ralph (46,61).....	1937,38,39
Steward, J.N.	1945
Stidham, J. Thomas (16)	1966
Stiller, Don (89)	1955,56,57
Stills, Kenny (4)	2010,11,12
Stogner, C.H. (17)	1930,31
Stoia, Sam (56)	1984
Stokes, George (79)	1961,62,63
Stokes, Ricky (46)	1971,73
Stone, Clifford O., Jr.	1945
Stover, Albert.	1944,45
Stover, Robert L.	1944
Strait, Derrick (2)	2000,01,02,03
Striker, Eric (19)	2012,13,14,15
Strong, Fred (81)	2006
Strouvelle, C.E.	1922
Struck, Mike (92)	1971,72,73
Sturch, John (88)	2002
Sturm, Bill (11)	1955
Sullivan, David (68)	1974
Sullivan, Glenn (9,11)	1986,87
Sumpter, R.O. "Bob"	1926
Sunderland, Will (21)	2015,16
Suntrup, Tom (46)	1977
Sutton, Anthony P (4)	1974
Swank, Floyd	1905
Swanson, Garry F. (49)	1969
Swanson, Lance (21)	1988,89,90
Swanson, T.M.	1922
Swartz, P.W.	1909
Swatek, Charles	1915
Swatek, Roy E.	1918,19,20,21
Swofford, Joe	1931
Sylvie, Chanse (28)	2016
Symonds, Nyko (81)	2011

T

Tabor, Paul (73)	1977,78,79
Tabor, Phil (74)	1975,76,77,78
Talbott, George V.	1957
Tallichief, Tom	1945
Tanner, Baron (76,92)	1994,95
Tapper, Charles (91)	2012,13,14,15
Tarlton, Stephen F. (61)	1968,69,70
Tate, Larry Wayne (94)	1974
Tate, Mitch (96)	2015
Taton, Bruce (5)	1977,78,79
Tatum, John E. (50,64)	1960,61,62
Taylor, Adrian (86)	2007,08,09,10
Taylor, Ben (17)	1925,26,27
Taylor, Fenton	1928,29
Taylor, Jim (67)	1972,73,74
Taylor, L. Geary (34,40)	1961
Taylor, Londell (31)	2013,14
Taylor, Otis (11)	1989,90,91,92
Taylor, Sherwood A. (31)	1977,78,79
Taylor, Stanvon (6)	2013,14,15,16
Teel, Charles (33,47)	1930,31
Teeter, George Howard (77)	1938,40,41
Tennell, Adron (80)	2006,07,08,09
Tennyson, Dewey (28,94)	1932,34,35
Terrell, David (19)	1967
Thatcher, J.T. (15,28)	1997,98,99,00
Thibodeaux, Calvin (58)	2003,04,05,06
Thomas, Ahmad (13)	2013,14,15,16
Thomas, Chuck (73)	1981,82,83,84
Thomas, Clendon (35)	1955,56,57
Thomas, Cody (14)	2014,15
Thomas, George C.	1946,47,48,49
Thomas, Jamie (38)	1973,74,75
Thomas, Jim (44)	1936,37,38
Thomas, Jordan (7)	2014,15,16
Thomas, Keith (28,81)	1973,74,75,76
Thomas, W.S. (25)	1964
Thompson, Bobby (29)	1968
Thompson, Charles (6,16)	1987,88
Thompson, James	1921,22,23,24
Thompson, Jerry (66)	1957,58,59
Thompson, Kevin (22)	1986,87,88,89
Thompson, Michael (21,45)	1992,96
Thompson, Michael (19)	1999,00,02,03
Thompson, Paul (14,12)	2002,03,05,06
Thompson, Scott (19)	1985
Thompson, Travis (25,26)	1990
Thompson, Tyrus (71)	2011,12,13,14
Thomsen, Todd (91)	1985,86,87,88
Thornton, Mike (7)	1998,99
Thunander, Eric (53)	1999,00
Tigart, Thurman	1943,44,45
Tillery, Jerry (89)	1958,59,60
Tillman, A.M. "Pete"	1946,47,48
Tillman, Donald	1943,45
Tillman, Spencer (20,34)	1983,84,85,86
Timberlake, R.W. (81)	1954,55,56
Tipkens, Trey (88)	1989,90,91,92

Tipps, Ken	1947,48,49
Titsworth, John (69,78)	1966,67,68
Todd, Dallis (19)	2015
Todd, Nelson Page (71)	1969,71
Tolbert, James R.	1916
Toney, Chris (39,42)	2001
Townsend, Dan (39)	2003,04
Travis, Reese (55,66,70)	2000
Tribby, Floyd	1912
Trice, Marcus (13)	2009,10
Trotter, Jess	1946,47,48
Truesdell, George	1905,06
Truitt, John (41)	1981,83
Tubbs, Jerry (53)	1954,55,56
Tucker, Josh (61)	2000
Tupper, Jeff (78,91)	1982,83,84,85
Turner, Richard (96)	1977,78,79,80
Tyler, Claude	1919
Tyler, George	1918,19,20,21
Tyree, James E. (41)	1941,42,46,47

U

Uhles, Jaxon (44)	2015,16
Uhles, Ric (52)	1981,82,85
Unruh, Dean (60)	1970,71,72

V

Vachon, Mike (92)	1966,67
Vallance, Chad Y. (65)	1941
Valora, Forrest (82)	1977,78,79,80
Van Burkleo, Bill (15)	1961
Van Camp, Eric (31)	1973,74,75
Van Keirsbilck, Mark (76)	1986,87,88,89
Van Osdol, Scott (31)	1979
Van Pool, Jack (15)	1951,53
Vardeman, Barry (39)	1998
Vardeman, Robert (66)	1963,65
Vardeman, Ryan (35,55)	1995,96
Vaughan, Mike (79)	1974,75,76
Venable, Jack	1945
Venable, Jim	1944,45
Vermillion, Larry (62)	1962,63
Vessels, Billy (35)	1950,51,52
Vickers, David (10,18)	1984,85,86,87
Vitto, Tim (68)	1991
Vogel, Al	1944,45
Vogle, Daniel O.	1922
Voiles, John David (60)	1962,63,64
von Schamann, Uwe (10)	1976,77,78
Von Tungeln, Rudolph	1916

W

Wade, Jordan (93)	2013,14,15,16
Waggoner, Roy	1904,05,06
Waggoner, F.E. "Gene"	1929
Walker, Ab D. (1,10)	1930,31
Walker, Barrion (3)	1980,81
Walker, Barth P. (76)	1935,36,37
Walker, Brandon (73)	2006,07,08
Walker, Casey (53)	2010,11,12

Walker, Charles (97)	2014,15
Walker, Darnell (28)	1990,91,92
Walker, Marcus (24)	2004,05,06,07
Walker, Wade (60)	1946,47,48,49
Wallace, Dave (17)	1946,47
Wallace, Polly	1924,25,26
Wallace, Randy (50,90)	1988,89,90,91
Walling, Vernon	1906,07,08
Walrond Jr., George A. (98)	1976,77
Wantland, C.W.	1907,08
Ward, Allen (28)	1982
Ward, Bob	1957,58
Ward, D.J. (87)	2014,15,16
Ward, Dennis (61,71,78)	1961,62
Ward, Jeffery C. (61)	1977,78
Ward, Paul	1926,27,28
Ward, Stanley (82)	1958
Warmack, Bob (11)	1966,67,68
Warner, Bobby (16)	1994
Warren, Corey (2)	1990,91,92,93
Warren, Guy (11,15)	1929,30
Washington, Joe (24)	1972,73,74,75
Washington, R.J. (91)	2009,10,11,12
Waters, Ron L. (35,44)	1972,73,74
Watkins, Chris (74)	1991
Watkins, Smith (16,40)	1931
Watson, Johnny A. (76)	1968,69,70
Watts, Bennett (15)	1957,59,60
Watts, Bill (69,71)	1959
Watts, Elbert (15)	1981
Watts, J.C. (1,19)	1978,79,80
Way, Tress (36)	2009,10,11,12
Weatherall, James (71)	1948,49,50,51
Webb, Terry D. (66)	1973,74,75
Weddington, Darrell (30,87)	1984
Weddington, Mike (88)	1979,80,81,82
Weedn, Henry	1911,12
Welch, Tim (45)	1971,72,73
Wells, Ben D. (71)	1958
Wesley, Maylon (5,31)	1992,93,94,95
West, John	1944,45
West, Stanley B.	1946,47,48,49
Westbrook, Dede (11)	2015,16
Wetherbee, Phillip L. (63,70)	1965
Whaley, Dominic (31)	2011,12
Whaley, Steve (18,57)	1979,80,81
Wheeler, Gordon (88,97)	1967
Wheeler, J.W. (79)	1933,34,35
Whisenant, John B.	1916
White, Billy (50,73)	1959,60,61
White, Brad (76)	1973
White, C. Lazelle	1922,23,24
White, Derrick (14)	1984,85,86,87
White, Jason (18)	2000,01,02,03,04
White, Phil E.	1918,19,20
White, Terrance (13)	1995,96,97,98
Whited, Marvin (21)	1939,40,41
Whitson, Carter (81)	2008,09
Whittington, Claude L. (21,43)	1931,32,33
Wickersham, Taylor (61)	1994,95,96,97
Wilcox, John	1923
Wilhelm, George (55)	1937,38,39
Wilhite, Otto	1909
Wilkerson, Jimmy (45)	2000,01,02


Wilkins, Greg (90)	1991
Williams, Alex (78)	2008
Williams, Brandon (23)	2011
Williams, Charles A. (56)	1966
Williams, Curtice (91,93)	1985,86,87,88
Williams, Damien (26)	2012
Williams, Dante (98)	1986,87,88,89
Williams, Darien (41)	2004,05,06,08
Williams, Daryl (79)	2011,12,13,14
Williams, Dewey (32,56)	1979
Williams, Earnest (20)	1990,91,92
Williams, Edward	1976
Williams, Gerald (10)	1995,96,97,98
Williams, Gregory (59)	1987,89
Williams, Jeff (36,86)	1977,81
Williams, John (98)	2004,05,06,07
Williams, Robert	1983,84
Williams, Roy (38)	1999,00,01
Williams, Sammy (65,75)	1996,97
Williams, Steve (76)	1979,80,81,82
Williams, Steve (98)	1996,97
Williams, Trent (71)	2006,07,08,09
Williams, Troy (37)	1981
Wilmoth, Evert G.	1916,17
Wilson, Charles Hugh (31,46)	1930,31
Wilson, Chris (30)	1988,89,90,91
Wilson, Corey (99)	1991,92
Wilson, Danny (88)	1980,81,82,83
Wilson, Julian (2)	2011,12,13,14
Wilson, Keith (87)	1977
Wilson, Matt (60)	1991,94
Wilson, Remardo	1989
Wilson, Stanley (32)	1979,80,81,82
Wilson, Travis (43,4)	2002,03,04,05
Wilson-Guest, Jeremy (91,96)	1998,99,00
Winblood, Bill (57)	1960
Winchester, James (86)	2009,10,11
Winchester, Mike (12,22)	1984,85,86
Winfrey, Ronald M. (64,96)	1965,66
Wingate, Robert	1899,1900
Winters, Chet (40)	1979,80,81,82
Wise, Mike (65)	1987,88,89
Wise, Casey (99)	1997
Wolf, Key	1905,06,07,08
Wolfe, D.J. (25)	2004,05,06,07
Wolfe, Zetta	1925
Wolverton, M.E. "Woody" (88)	1953,54
Wood, Eddie (27)	1959
Wood, Steven Norvel (62)	1938,39,40
Woods, Austin (50)	2010,11,12,13
Woods, Billy Joe (M)	1958,59,61,62,63
Woods, C.A. "Tony" (67,99)	1985,86,87,88
Woods, Clovis (4,37)	1996,97,98,99
Woods, Derrick (12)	2013,14
Woods, Mike (2,41)	1996,97,98,99
Woods, Mort	1909,10
Woodson, Paul (38)	1939
Woodworth, Calvin (60)	1953,54,55
Woolfolk, Andre (17)	1999,00,01,02
Wooten, W.G. (21)	1942,43,44
Works, Renaldo (47)	2000,01,02,03
Wort, Tom (21)	2010,11,12
Wren, Erick (58)	2016
Wren, Ricky (92)	1991,92,93
Wright, Curtis Truman	1947,48
Wright, John W. "Bill"	1944
Wright, Lonnie Gene (70)	1975
Wright, Sonny Thelton (18)	1942,43
Wright, Willie (2)	1978
Wyatt, Bobby J. (52)	1961
Wylie, Gary (37,40)	1960,61,62
Wylie, Joe (22)	1970,71,72

Y

York, Marshall R. (72)	1958,59,60
Young, Brandon (24)	2013,14
Young, Dalton (75)	1990
Young, Gary L. (37)	1973,74
Young, Herbert (23,48)	1979,80
Young, KJ (1)	2014
Young, Paul (15,22,45)	1930,31
Young, Roland "Waddy" (49)	1936,37,38

Z

Zabel, Steve (82)	1967,68,69
Zaslav, Dane (45)	2006,07



CLENDON THOMAS

The University of Oklahoma Athletics Department has made every effort to verify lettermen information. We welcome any clarifications or adjustments. Please contact Mike Houck (mhouck@ou.edu).



2017 (4)	Pos.	Team	Rd.	Pick
Joe Mixon.....	RB.....	Cincinnati.....	2nd.....	48th
Dede Westbrook.....	WR.....	Jacksonville.....	4th.....	110th
Samaje Perine.....	RB.....	Washington.....	4th.....	114th
Jordan Evans.....	LB.....	Cincinnati.....	6th.....	193rd

2016 (4)	Pos.	Team	Rd.	Pick
Sterling Shepard.....	WR.....	New York Giants.....	2nd.....	40th
Charles Tapper.....	DE.....	Dallas.....	3rd.....	101st
Zack Sanchez.....	CB.....	Carolina.....	5th.....	141st
Devante Bond.....	LB.....	Tampa Bay.....	6th.....	183rd

2015 (6)	Pos.	Team	Rd.	Pick
Jordan Phillips.....	NT.....	Miami.....	2nd.....	52nd
Geneo Grissom.....	DE.....	New England.....	3rd.....	97th
Daryl Williams.....	OT.....	Carolina.....	4th.....	102nd
Blake Bell.....	TE.....	San Francisco.....	4th.....	117th
Tyrus Thompson.....	OT.....	Minnesota.....	6th.....	185th
Aaron Ripkowski.....	FB.....	Green Bay.....	6th.....	206th

2014 (4)	Pos.	Team	Rd.	Pick
Jalen Saunders.....	WR.....	New York Jets.....	4th.....	104th
Aaron Colvin.....	CB.....	Jacksonville.....	4th.....	114th
Corey Nelson.....	LB.....	Denver.....	7th.....	242nd
Trey Millard.....	FB.....	San Francisco.....	7th.....	245th

2013 (6)	Pos.	Team	Rd.	Pick
Lane Johnson.....	OT.....	Philadelphia.....	1st.....	4th
Landry Jones.....	QB.....	Pittsburgh.....	4th.....	115th
Kenny Stills.....	WR.....	New Orleans.....	5th.....	144th
Justin Brown.....	WR.....	Pittsburgh.....	6th.....	186th
Stacy McGee.....	DT.....	Oakland.....	6th.....	205th
David King.....	DE.....	Philadelphia.....	7th.....	239th

2012 (7)	Pos.	Team	Rd.	Pick
Ryan Broyles.....	WR.....	Detroit.....	2nd.....	54th
Donald Stephenson.....	OT.....	Kansas City.....	3rd.....	74th
Jamell Fleming.....	CB.....	Arizona.....	3rd.....	80th
Frank Alexander.....	DE.....	Carolina.....	4th.....	103rd
Ronnell Lewis.....	DE.....	Detroit.....	4th.....	125th
James Hanna.....	TE.....	Dallas.....	6th.....	186th
Travis Lewis.....	LB.....	Detroit.....	7th.....	223rd

2011 (4)	Pos.	Team	Rd.	Pick
DeMarco Murray.....	RB.....	Dallas.....	3rd.....	71st
Quinton Carter.....	S.....	Denver.....	4th.....	108th
Jonathan Nelson.....	DB.....	St. Louis.....	7th.....	229th
Jeremy Beal.....	DE.....	Denver.....	7th.....	247th

2010 (7)	Pos.	Team	Rd.	Pick
Sam Bradford.....	QB.....	St. Louis.....	1st.....	1st
Gerald McCoy.....	DT.....	Tampa Bay.....	1st.....	3rd
Trent Williams.....	OT.....	Washington.....	1st.....	4th
Jermaine Gresham.....	TE.....	Cincinnati.....	1st.....	21st
Keenan Clayton.....	LB.....	Philadelphia.....	4th.....	121st
Dominique Franks.....	DB.....	Atlanta.....	5th.....	135th
Brody Eldridge.....	TE.....	Indianapolis.....	5th.....	162nd

2009 (5)	Pos.	Team	Rd.	Pick
Phil Loadholt.....	OT.....	Minnesota.....	2nd.....	54th
Juaquin Iglesias.....	WR.....	Chicago.....	3rd.....	99th
Nic Harris.....	LB.....	Buffalo.....	5th.....	147th
Duke Robinson.....	OG.....	Carolina.....	5th.....	163rd
Manuel Johnson.....	WR.....	Dallas.....	7th.....	229th

2008 (4)	Pos.	Team	Rd.	Pick
Curtis Lofton.....	LB.....	Atlanta.....	2nd.....	37th
Malcolm Kelly.....	WR.....	Washington.....	2nd.....	51st
Reggie Smith.....	CB.....	San Francisco.....	3rd.....	75th
Allen Patrick.....	RB.....	Baltimore.....	7th.....	240th

2007 (3)	Pos.	Team	Rd.	Pick
Adrian Peterson.....	RB.....	Minnesota.....	1st.....	7th
Rufus Alexander.....	LB.....	Minnesota.....	6th.....	176th
C.J. Ah You.....	DE.....	Buffalo.....	7th.....	239th



STERLING SHEPARD

2006 (6)	Pos.	Team	Rd.	Pick
Davin Joseph.....	G.....	Tampa Bay.....	1st.....	23rd
Chris Chester.....	C.....	Baltimore.....	2nd.....	56th
Dusty Dvoracek.....	DT.....	Chicago.....	3rd.....	73rd
Travis Wilson.....	WR.....	Cleveland.....	3rd.....	78th
Clint Ingram.....	LB.....	Jacksonville.....	3rd.....	80th
J.D. Runnels.....	FB.....	Chicago.....	6th.....	195th

2005 (10)	Pos.	Team	Rd.	Pick
Jammal Brown.....	T.....	New Orleans.....	1st.....	15th
Mark Clayton.....	WR.....	Baltimore.....	1st.....	22nd
Brodney Pool.....	S.....	Cleveland.....	2nd.....	34th
Mark Bradley.....	WR.....	Chicago.....	2nd.....	39th
Dan Cody.....	DE.....	Baltimore.....	2nd.....	53rd
Brandon Jones.....	WR.....	Tennessee.....	3rd.....	96th
Antonio Perkins.....	CB.....	Cleveland.....	4th.....	103rd
Donte Nicholson.....	S.....	Tampa Bay.....	5th.....	141st
Lance Mitchell.....	LB.....	Arizona.....	5th.....	168th
Wes Sims.....	G.....	San Diego.....	6th.....	177th

2004 (3)	Pos.	Team	Rd.	Pick
Tommie Harris.....	DT.....	Chicago.....	1st.....	14th
Teddy Lehman.....	LB.....	Detroit.....	2nd.....	37th
Derrick Strait.....	CB.....	New York Jets.....	3rd.....	76th

2003 (4)	Pos.	Team	Rd.	Pick
Andre Woolfolk.....	CB.....	Tennessee.....	1st.....	28th
Quentin Griffin.....	RB.....	Denver.....	4th.....	108th
Jimmy Wilkerson.....	DE.....	Kansas City.....	6th.....	189th
Trent Smith.....	TE.....	Baltimore.....	7th.....	223rd

2002 (2)	Pos.	Team	Rd.	Pick
Roy Williams.....	S.....	Dallas.....	1st.....	8th
Rocky Calmus.....	LB.....	Tennessee.....	3rd.....	77th

2001 (2)	Pos.	Team	Rd.	Pick
Torrance Marshall.....	LB.....	Green Bay.....	3rd.....	72nd
Josh Heupel.....	QB.....	Miami.....	6th.....	177th

2000 (2)	Pos.	Team	Rd.	Pick
Stockar McDougle.....	T.....	Detroit.....	1st.....	20th
William Barteel.....	CB.....	Kansas City.....	2nd.....	54th



OU IN THE NFL DRAFT

7 NATIONAL CHAMPIONSHIPS

10 BIG 12 CHAMPIONSHIPS

1999 (3)	Pos.	Team	Rd.	Pick
Jermaine Fazande	RB	San Diego	2nd	60th
De'Mond Parker	RB	Green Bay	5th	159th
Kelly Gregg	DT	Cincinnati	6th	173rd

1998 (4)	Pos.	Team	Rd.	Pick
Stephen Alexander	TE	Washington	2nd	48th
Martin Chase	DT	Baltimore	5th	124th
Travian Smith	LB	Oakland	5th	152nd
Sammy Williams	OL	Baltimore	6th	164th

1997 (2)	Pos.	Team	Rd.	Pick
Barron Tanner	DL	Miami	5th	149th
Rod Manuel	DL	Pittsburgh	6th	199th

1996 (6)	Pos.	Team	Rd.	Pick
Cedric Jones	DE	New York Giants	1st	5th
Jerald Moore	RB	St. Louis	3rd	83rd
Darrius Johnson	CB	Denver	4th	122nd
Harry Stamps	OL	Arizona	5th	161st
Wendell Davis	CB	Dallas	6th	207th
J.R. Conrad	OL	New England	7th	247th

1994 (2)	Pos.	Team	Rd.	Pick
Aubrey Beavers	LB	Miami	2nd	54th
Rickey Brady	TE	L.A. Rams	6th	167th

1993 (2)	Pos.	Team	Rd.	Pick
Darnell Walker	DB	Atlanta	7th	178th
Joey Mickey	TE	Philadelphia	7th	190th

1992 (9)	Pos.	Team	Rd.	Pick
Joe Bowden	LB	Houston	5th	133rd
Brian Brauning	T	Phoenix	6th	146th
Mike Gaddis	DB	Minnesota	6th	152nd
Stacey Dillard	DT	New York Giants	6th	153rd
Terry Ray	DB	Atlanta	6th	158th
Jason Belser	DB	Indianapolis	8th	197th
Corey Mayfield	DE	San Francisco	10th	269th
Brandon Houston	T	Philadelphia	12th	326th
Chris Wilson	LB	Chicago	12th	331st

1991 (5)	Pos.	Team	Rd.	Pick
Adrian Cooper	TE	Pittsburgh	4th	103rd
James Goode	LB	Atlanta	5th	114th
Frank Belvins	LB	Green Bay	7th	169th
Scott Evans	DT	Phoenix	8th	209th
Tom Backes	DE	Chicago	10th	272nd

1990 (3)	Pos.	Team	Rd.	Pick
Kevin Thompson	DB	Philadelphia	6th	162nd
Leon Perry	RB	L.A. Raiders	9th	230th
Ken McMichel	DB	Phoenix	12th	330th

1989 (4)	Pos.	Team	Rd.	Pick
Anthony Stafford	WR	Denver	6th	152nd
Eric Mitchel	DB	Phoenix	6th	165th
Tony Woods	DT	Chicago	8th	216th
Anthony Phillips	G	Chicago	12th	333rd

1988 (13)	Pos.	Team	Rd.	Pick
Rickey Dixon	DB	Cincinnati	1st	5th
Keith Jackson	TE	Philadelphia	1st	13th
Dante Jones	LB	Chicago	2nd	51st
Mark Hutson	G	Dallas	3rd	67th
Greg Johnson	T	Miami	4th	99th
Lydell Carr	RB	New Orleans	4th	106th
Darrell Reed	LB	Green Bay	5th	116th
Troy Johnson	LB	Chicago	5th	133rd
Jon Phillips	G	Phoenix	6th	148th
Derrick White	DB	Minnesota	6th	164th
Derrick Crudup	DB	L.A. Raiders	7th	171st
Caesar Rentie	T	Chicago	7th	189th
Patrick Collins	RB	Green Bay	8th	200th

1987 (4)	Pos.	Team	Rd.	Pick
Brian Bosworth*	LB	Seattle	1st	1st
Steve Bryan	DE	Chicago	5th	120th
Spencer Tillman	RB	Houston	5th	133rd
Paul Migliazzo	LB	Chicago	8th	221st

* NFL Supplemental Draft

1986 (4)	Pos.	Team	Rd.	Pick
Tony Casillas	DT	Atlanta	1st	2nd
Kevin Murphy	LB	Tampa Bay	2nd	40th
Jeff Tupper	DE	St. Louis	5th	116th
Marcus Dupree	RB	L.A. Rams	12th	327th

1985 (5)	Pos.	Team	Rd.	Pick
Steve Sewell	RB	Denver	1st	26th
Buster Rhymes	WR	Minnesota	4th	85th
Danny Bradley	WR	L.A. Rams	7th	189th
Chuck Thomas	DT	Houston	8th	199th
Jim Rockford	S	Tampa Bay	12th	316th

1984 (7)	Pos.	Team	Rd.	Pick
Rick Bryan	DT	Atlanta	1st	9th
Jackie Shipp	LB	Miami	1st	14th
Dwight Drane*	DB	Buffalo	1st	14th
Bob Slater	DT	Washington	2nd	31st
Scott Case	DB	Atlanta	2nd	32nd
Thomas Benson	LB	Atlanta	2nd	36th
Paul Parker	G	St. Louis	12th	325th

* NFL Supplemental Draft

1983 (3)	Pos.	Team	Rd.	Pick
Steve Haworth	DB	Houston	6th	142nd
Weldon Ledbetter	RB	Tampa Bay	7th	185th
Stanley Wilson	RB	Cincinnati	9th	248th

1982 (4)	Pos.	Team	Rd.	Pick
Bill Bechtold	C	L.A. Rams	3rd	67th
Terry Crouch	G	Indianapolis	5th	113th
Mike Reilly	DE	L.A. Rams	8th	207th
Lyndle Byford	T	Kansas City	9th	241st

1981 (8)	Pos.	Team	Rd.	Pick
David Overstreet	RB	Miami	1st	13th
Keith Gary	DE	Pittsburgh	1st	17th
Steve Rhodes	WR	St. Louis	4th	88th
Richard Turner	DT	Green Bay	4th	105th
Louis Oubre	T	New Orleans	5th	112th
Ken Sitton	DB	Indianapolis	8th	204th
J.C. Watts	DB	New York Jets	8th	213th
Forest Valora	TE	Green Bay	11th	282nd

1980 (9)	Pos.	Team	Rd.	Pick
Billy Sims	RB	Detroit	1st	1st
George Cumby	LB	Green Bay	1st	26th
Darrol Ray	DB	New York Giants	2nd	40th
John Goodman	DE	Pittsburgh	2nd	56th
Fred Nixon	WR	Green Bay	4th	87th
Paul Tabor	C	Chicago	5th	130th
Bud Hebert	DB	New York Giants	7th	179th
Barry Burget	LB	New England	9th	235th
Mike Babb	DB	Atlanta	11th	284th

1979 (10)	Pos.	Team	Rd.	Pick
Greg Roberts	G	Tampa Bay	2nd	33rd
Reggie Mathis	LB	New Orleans	2nd	38th
Sam Claphan	T	Cleveland	2nd	47th
Kenny King	RB	Houston	3rd	72nd
Phil Tabor	DE	New York Giants	4th	90th
Victor Hicks	TE	L.A. Rams	5th	122nd
Daryl Hunt	LB	Houston	6th	143rd
Thomas Lott	RB	St. Louis	6th	144th
Uwe Von Schamann	K	Miami	7th	189th
Reggie Kinlaw	DT	Oakland	12th	320th



CEDRIC JONES

1978 (4)	Pos.	Team	Rd.	Pick
Elvis Peacock	RB	L.A. Rams	1st	20th
David Hudgens	DT	Dallas	3rd	84th
Karl Baldischwiler	T	Miami	7th	178th
Richard Murray	DT	Detroit	11th	289th

1977 (5)	Pos.	Team	Rd.	Pick
Horace Ivory	RB	New England	2nd	44th
Sidney Brown	DB	New England	3rd	82nd
Mike Vaughan	T	New York Giants	4th	88th
Jerry Anderson	DB	Cincinnati	4th	105th
Jim Culbreath	RB	Green Bay	10th	260th

1976 (7)	Pos.	Team	Rd.	Pick
Lee Roy Selmon	DE	Tampa Bay	1st	1st
Joe Washington	RB	San Diego	1st	4th
Billy Brooks	WR	Cincinnati	1st	11th
Dewey Selmon	DT	Tampa Bay	2nd	60th
Tinker Owens	WR	New Orleans	4th	96th
Jimbo Elrod	LB	Kansas City	5th	144th
Tony DiRienzo	K	San Diego	8th	212th

1975 (10)	Pos.	Team	Rd.	Pick
Rod Shoate	LB	New England	2nd	41st
Tony Peters	DB	Cleveland	4th	82nd
Randy Hughes	DB	Dallas	4th	96th
Kyle Davis	C	Dallas	5th	113th
John Carroll	WR	San Diego	6th	134th
Wayne Hoffman	TE	Kansas City	8th	189th
Clyde Russell	RB	Miami	10th	239th
Jerry Arnold	G	Denver	14th	355th
John Roush	G	San Diego	15th	370th
Grant Burget	RB	New Orleans	15th	372nd

1974 (7)	Pos.	Team	Rd.	Pick
Durwood Keeton	DB	St. Louis	4th	85th
Gary Baccus	LB	New York Jets	5th	110th
Clyde Powers	DB	New York Giants	5th	119th
Kenith Pope	DB	Oakland	9th	227th
Eddie Foster	T	New England	12th	296th
Dave Smith	LB	Philadelphia	14th	349th
Lucious Selmon	DT	New England	16th	399th

1973 (11)	Pos.	Team	Rd.	Pick
Derland Moore	DE	New Orleans	2nd	29th
Greg Pruitt	RB	Cleveland	2nd	30th
Al Chandler	TE	Cincinnati	2nd	43rd
Leon Crosswhite	RB	Detroit	2nd	44th
Joe Wylie	WR	Oakland	4th	101st
Tom Brahaney	C	St. Louis	5th	108th
Ken Jones	C	St. Louis	7th	164th
Dan Ruster	DB	New England	10th	238th
Dean Unruh	T	St. Louis	12th	292nd
Ray Hamilton	T	New England	14th	342nd
Larry Roach	DB	Chicago	17th	424th

1972 (4)	Pos.	Team	Rd.	Pick
Jack Mildren	DB	Baltimore	2nd	46th
Al Qualls	LB	Baltimore	8th	191st
Roy Bell	RB	Dallas	9th	234th
John Shelley	DB	Buffalo	17th	417th

1971 (3)	Pos.	Team	Rd.	Pick
John Watson	T	San Francisco	7th	179th
Steve Castell	LB	Cleveland	10th	248th
Monty Johnson	DB	Green Bay	17th	427th

1970 (6)	Pos.	Team	Rd.	Pick
Steve Zabel	TE	Philadelphia	1st	6th
Jim Files	LB	New York Giants	1st	13th
Steve Owens	RB	Detroit	1st	19th
Ken Mendenhall	C	Atlanta	5th	116th
Jack Porter	G	New York Jets	8th	167th
Joe Killingsworth	WR	Boston	17th	420nd

1969 (1)	Pos.	Team	Rd.	Pick
Eddie Hinton	FL	Baltimore	1st	25th

1968 (3)	Pos.	Team	Rd.	Pick
Bob Kalsu	T	Buffalo	8th	199th
Granville Liggins	LB	Detroit	10th	256th
Ron Shotts	RB	Dallas	11th	292nd

1967 (5)	Pos.	Team	Rd.	Pick
Jim Riley	T	Miami	2nd	29th
Ben Hart	HB	New Orleans	3rd	80th
James Jackson	E	Oakland	4th	96th
Eugene Ross	DB	New Orleans	9th	237th
Tom Stidham	K	New York Giants	13th	320nd

1966 (2)	Pos.	Team	Rd.	Pick
Carl McAdams	CB	St. Louis	1st	8th
Mike Ringer	HB	St. Louis	10th	149th

1965 (6)	Pos.	Team	Rd.	Pick
Lance Rentzel	HB	Minnesota	2nd	23rd
Ralph Neely	T	Baltimore	2nd	28th
John Flynn	E	Detroit	5th	67th
Jim Grisham	B	Minnesota	6th	79th
Larry Brown	B	Detroit	14th	193rd
Ed McQuarters	G	St. Louis	18th	250th

1964 (3)	Pos.	Team	Rd.	Pick
Joe Don Looney	B	New York Giants	1st	12th
Glen Condren	T	New York Giants	11th	152nd
John Garrett	LB	Los Angeles	14th	189th

1963 (3)	Pos.	Team	Rd.	Pick
Jim Cook	G	St. Louis	8th	101st
Dennis Ward	T	Philadelphia	9th	116th
Paul Lea	B	St. Louis	14th	185th

1961 (3)	Pos.	Team	Rd.	Pick
Ron Hartline	FB	Detroit	4th	51st
Mike McClellan	B	San Francisco	6th	80th
Phil Lohmann	C	Cleveland	14th	195th

1960 (3)	Pos.	Team	Rd.	Pick
Prentice Gautt	FB	Cleveland	2nd	19th
Bobby Boyd	B	Baltimore	10th	119th
Gilmer Louis	T	Green Bay	20th	233rd



OU IN THE NFL DRAFT

7 NATIONAL CHAMPIONSHIPS

10 BIG 12 CHAMPIONSHIPS

1959 (3)	Pos.	Team	Rd.	Pick
Dave Baker	QB	San Francisco	1st	5th
Bob Harrison	C	San Francisco	2nd	17th
Ross Coyle	E	Los Angeles	20th	237th

1958 (4)	Pos.	Team	Rd.	Pick
Clendon Thomas	B	Los Angeles	2nd	19th
Billy Krisher	G	Pittsburgh	3rd	32nd
Doyle Jennings	T	Pittsburgh	14th	164th
Dennit Morris	B	San Francisco	18th	215th

1957 (7)	Pos.	Team	Rd.	Pick
Jerry Tubbs	C	Chicago Cardinals	1st	10th
Tommy McDonald	B	Philadelphia	3rd	31st
Jimmy Harris	QB	Philadelphia	5th	50th
Billy Pricer	B	Baltimore	6th	65th
Ed Gray	T	Los Angeles	7th	75th
Bob Derrick	B	Chicago Cards	12th	142nd
Tom Emerson	G	Chicago Bears	28th	336th

1956 (4)	Pos.	Team	Rd.	Pick
Cecil Morris	G	Green Bay	4th	44th
Bob Burris	B	Green Bay	6th	68th
Bo Bolinger	G	Chicago Cards	13th	149th
Joe Mobra	E	Cleveland	20th	241st

1955 (6)	Pos.	Team	Rd.	Pick
Max Boydston	E	Chicago Cards	1st	2nd
Kurt Burris	C	Cleveland	1st	13th
Buddy Leake	B	Green Bay	3rd	29th
Bob Herndon	B	Chicago Cards	16th	182nd
Steve Champlin	T	Cleveland	18th	217th
Carl Allison	B	Chicago Bears	22nd	263rd

1954 (5)	Pos.	Team	Rd.	Pick
Larry Grigg	B	Baltimore	2nd	16th
Merrill Green	B	Washington	10th	116th
Roger Nelson	T	Washington	14th	164th
J.D. Roberts	G	Green Bay	17th	195th
Juel Sweatte	B	Pittsburgh	30th	355th

1953 (6)	Pos.	Team	Rd.	Pick
Billy Vessels	B	Baltimore	1st	2nd
Eddie Crowder	QB	New York Giants	2nd	22nd
Buck McPhail	B	Baltimore	3rd	26th
Tom Catlin	C	Baltimore	4th	38th
Dick Bowman	G	New York Giants	15th	177th
Tom Carroll	B	Los Angeles	15th	180th

1952 (2)	Pos.	Team	Rd.	Pick
Jim Weatherall	T	Philadelphia	2nd	17th
Ed Rowland	T	Cleveland	16th	192nd

1951 (6)	Pos.	Team	Rd.	Pick
Leon Heath	B	Washington	1st	4th
Clair Mayes	G	Chicago Bears	8th	95th
Noland Lang	B	Los Angeles	9th	107th
Frankie Anderson	E	Detroit	11th	128th
Ed Lisak	B	Chicago Bears	19th	229th
Jim Owens	E	Chicago Cards	23rd	271st

1950 (6)	Pos.	Team	Rd.	Pick
George Thomas	B	Washington	1st	6th
Stan West	G	Los Angeles	1st	12th
Leon Manley	G	Green Bay	7th	82nd
Dee Andros	G	Chicago Cards	14th	177th
Darrell Royal	B	New York Bulldogs	20th	250th
George Brewer	B	Detroit	21st	265th

1949 (2)	Pos.	Team	Rd.	Pick
Myrle Greathouse	B	Chicago Cards	7th	62nd
Jim Owens	E	Pittsburgh	23rd	225th

1948 (2)	Pos.	Team	Rd.	Pick
Nute Trotter	T	Boston	17th	149th
Ray Percy	C	Washington	18th	158th

1947 (7)	Pos.	Team	Rd.	Pick
John Rapacz	C	Boston	3rd	15th
Paul "Buddy" Burns	G	Green Bay	5th	31st
Dave Wallace	B	Chicago Cards	11th	90th
Charles Sarratt	B	Chicago Cards	12th	101st
Jack Mitchell	QB	Green Bay	14th	122nd
Wade Walker	T	Chicago Cards	22nd	201st
Bill Morris	E	Chicago Bears	27th	255th

1946 (5)	Pos.	Team	Rd.	Pick
Joe Golding	B	Chicago Cards	5th	31st
Thurman Tigart	G	Boston	6th	42nd
Tom Tallchief	T	Pittsburgh	15th	133rd
Derald Lebow	B	Los Angeles	23rd	220th
John West	B	Los Angeles	32nd	300th

1945 (4)	Pos.	Team	Rd.	Pick
W.G. Wooten	E	Cleveland	3rd	21st
Lee Kennon	T	Cleveland	18th	180th
Stan Green	T	Detroit	25th	260th
Don Fauble	B	Brooklyn	28th	288th

1944 (5)	Pos.	Team	Rd.	Pick
Jim Tyree	E	Brooklyn	12th	111th
Ed Davis	B	Chicago Bears	22nd	227th
Clare Morford	G	Boston	22nd	230th
Max Fischer	C	Detroit	23rd	233rd
Joe Golding	B	Brooklyn	27th	276th

1943 (4)	Pos.	Team	Rd.	Pick
Homer Simmons	T	Cleveland	10th	85th
Walter Lamb	E	Chicago Bears	10th	89th
Bill Campbell	B	Chicago Cards	17th	153rd
Huel Hamm	B	Detroit	25th	231st

1942 (4)	Pos.	Team	Rd.	Pick
Jack Jacobs	B	Cleveland	2nd	12th
Roger Eason	T	Cleveland	3rd	17th
Orville Matthews	B	Cleveland	5th	32nd
Marvin Whited	B	Washington	15th	136th

1941 (2)	Pos.	Team	Rd.	Pick
Hal Lahar	G	Chicago	9th	79th
Johnny Martin	B	Chicago Bears	14th	128th

1940 (9)	Pos.	Team	Rd.	Pick
Dick Favor	B	Philadelphia	3rd	17th
Cecil Shirk	E	Chicago Cards	4th	26th
Frank Ivy	B	Pittsburgh	4th	27th
J.R. Manley	G	Green Bay	9th	79th
Bob Seymour	B	Washington	10th	88th
Alton Coppage	E	Chicago Cards	13th	111th
Justin Bowers	T	Detroit	13th	116th
Beryl Clark	B	Chicago Cards	16th	141st
Ralph Stevenson	G	Cleveland	18th	165th

1939 (5)	Pos.	Team	Rd.	Pick
Waddy Young	E	Brooklyn	3rd	20th
Hugh McCullough	B	Pittsburgh	4th	26th
Earl Crowder	QB	Chicago Cards	10th	82nd
Jim Thomas	G	Chicago Cards	12th	102nd
Gil Duggan	T	New York Giants	15th	140th

1938 (2)	Pos.	Team	Rd.	Pick
Pete Smith	E	Detroit	3rd	21st
Ed Parks	C	Washington	9th	79th

1937 (3)	Pos.	Team	Rd.	Pick
Bill Breeden	E	Pittsburgh	3rd	25th
Elmo "Bo" Hewes	B	Pittsburgh	4th	35th
Bill Conkwright	C	Chicago Bears	5th	48th

1936 (1)	Pos.	Team	Rd.	Pick
J.W. Wheeler	T	Green Bay	2nd	16th



JOHN A. HARTS ERA (1895)

Career Record: 0-1-0 (.000)

1895 (0-1)

Nov. 7 Oklahoma City (Town Team).... NA L 0-34

1896 (2-0, NO HEAD COACH)

Oct. 28 Norman High* NA W 12-0
Nov. 11 Norman High* NA W 16-4



V.L. PARRINGTON ERA (1897-1900)

Career Record: 9-2-1 (.792)

1897 (2-0)

Dec. 1 Oklahoma City (Town Team) NA W 16-0
Dec. 31 Kingfisher College # NA W 17-8

1898 (2-0)

Nov. 17 Arkansas City* NA W 5-0
Nov. 28 at Fort Worth NA W 24-0

1899 (2-1)

Oct. 12 KINGFISHER COLLEGE NA W 39-6
Oct. 24 at Arkansas NA W 11-5
Nov. 2 at Arkansas City NA L 11-17

1900 (3-1-1)

Oct. 10 at Texas NA L 2-28
Oct. 17 CHILOCCO NA W 27-0
Oct. 24 FORT RENO NA W 79-0
Nov. 6 at Kingfisher College NA T 0-0
Nov. 20 ARKANSAS CITY NA W 10-0



FRED ROBERTS ERA (1901)

Career Record: 3-2-0 (.600)

1901 (3-2)

Oct. 19 at Texas NA L 6-12
Oct. 26 BAYLOR NA W 17-0
Nov. 6 at Fairmont NA W 42-0
Nov. 13 KINGFISHER COLLEGE NA W 28-6
Nov. 25 TEXAS NA L 0-11



MARK McMAHON ERA (1902-03)

Career Record: 11-7-3 (.595)

1902 (6-3)

Oct. 1 GUTHRIE NA W 62-0
Oct. 8 at Texas NA L 6-22
Oct. 15 at Dallas Athletic Club NA L 6-11
Oct. 22 at Arkansas NA W 28-0
Oct. 29 OKLAHOMA CITY NA W 30-0
Nov. 5 KINGFISHER COLLEGE NA W 15-0
Nov. 12 at Missouri NA L 5-22
Nov. 19 EMPORIA STATE NA W 6-5
Nov. 24 KINGFISHER COLLEGE NA W 17-0

1903 (5-4-3)

Oct. 3 at Chilocco Indian NA W 38-5
Oct. 10 KINGFISHER COLLEGE NA T 0-0
Oct. 17 at Texas NA T 6-6
Oct. 24 at Texas A&M NA W 6-0
Oct. 31 FAIRMONT NA W 11-5
Nov. 6 EMPORIA STATE NA T 6-6
Nov. 13 at Kansas NA L 5-17
Nov. 20 TEXAS NA L 5-11
Nov. 25 ARKANSAS NA L 0-12
Nov. 30 at Missouri Mines NA W 12-6
Dec. 3 at Bethany NA L 10-12
Dec. 10 LAWTON NA W 27-5



FRED EWING ERA (1904)

Career Record: 4-3-1 (.563)

1904 (4-3-1)

Oct. 1 Oklahoma City (Town Team) NA W 16-0
Oct. 10 KINGFISHER COLLEGE NA T 0-0
Oct. 17 at Pauls Valley NA W 33-0
Oct. 24 KANSAS NA L 0-16
Oct. 31 at Lawton NA W 6-0
Nov. 6 Oklahoma State # NA W 75-0
Nov. 13 at Texas NA L 10-40
Nov. 20 O.C. MILITARY NA W 71-4
Nov. 25 BETHANY NA L 9-36



BENNIE OWEN ERA (1905-26)

Career Record: 122-54-16 (.677)

1905 (7-2)

Oct. 9 at Central Oklahoma NA W 28-0
Oct. 13 HASKELL NA W 18-12
Oct. 16 at Kansas NA L 0-34
Oct. 23 KANSAS CITY MEDICS NA W 33-0
Oct. 30 WASHBURN NA L 6-9
Nov. 5 Texas* NA W 2-0
Nov. 12 at Kingfisher College NA W 55-0
Nov. 19 CENTRAL OKLAHOMA NA W 58-0
Nov. 24 BETHANY NA W 29-0

1906 (5-2-2)

Oct. 6 CENTRAL OKLAHOMA NA W 12-0
Oct. 13 KINGFISHER COLLEGE NA W 11-6
Oct. 19 at Oklahoma State NA W 23-0
Oct. 26 at Kansas NA L 4-20
Nov. 2 Texas* NA L 9-10
Nov. 9 at Central Oklahoma NA W 17-0
Nov. 16 PAWHUSKA NA T 0-0
Nov. 23 SULPHUR NA W 48-0
Nov. 28 at Washburn NA T 0-0

1907 (4-4)

Oct. 4 at Kingfisher College NA W 32-0
Oct. 11 CHILOCCO NA W 43-0
Oct. 19 KANSAS NA L 0-15
Oct. 25 EPWORTH NA W 29-0
Nov. 9 OKLAHOMA STATE NA W 67-0
Nov. 12 at Texas A&M NA L 0-19
Nov. 15 at Texas NA L 10-29
Nov. 28 WASHBURN NA L 0-12

1908 (8-1-1)

Sept. 25 at Central Oklahoma NA W 51-5
Oct. 3 at Oklahoma State NA W 18-0
Oct. 10 KINGFISHER COLLEGE NA W 51-0
Oct. 17 at Kansas NA L 0-11
Oct. 23 at Kansas State NA W 33-4
Oct. 30 ARKANSAS NA W 27-5
Nov. 5 EPWORTH NA W 24-0
Nov. 13 TEXAS NA W 50-0
Nov. 19 FAIRMONT NA W 12-4
Nov. 24 at Washburn NA T 6-6

1909 (6-4)

Sept. 23 CENTRAL OKLAHOMA NA W 55-0
Oct. 2 KINGFISHER COLLEGE NA W 46-5
Oct. 9 at Kansas NA L 0-11
Oct. 13 NW OKLAHOMA NA W 23-2
Oct. 20 at Arkansas NA L 5-21
Nov. 5 WASHBURN NA W 42-8
Nov. 12 at St. Louis NA W 12-5
Nov. 17 Texas A&M at Dallas NA L 8-14
Nov. 19 at Texas NA L 0-30
Nov. 29 Epworth* NA W 12-11

1910 (4-2-1)

Oct. 7 at Kingfisher College NA W 66-0
Oct. 17 at Central Oklahoma NA W 79-0
Oct. 21 OKLAHOMA STATE NA W 12-0
Oct. 28 MISSOURI NA L 0-26
Nov. 12 KANSAS NA L 0-2
Nov. 28 at Texas NA W 3-0
Dec. 2 EPWORTH NA T 3-3

1911 (8-0)

Oct. 7 KINGFISHER COLLEGE NA W 104-0
Oct. 14 OKLAHOMA CHRISTIAN NA W 62-0
Oct. 20 at Oklahoma State NA W 22-0
Oct. 27 WASHBURN NA W 37-0
Nov. 4 at Missouri NA W 14-6
Nov. 11 at Kansas NA W 3-0
Nov. 22 NW OKLAHOMA NA W 34-6
Nov. 30 at Texas NA W 6-3

1912 (5-4)

Oct. 5 at Kingfisher College NA W 40-0
Oct. 11 CENTRAL OKLAHOMA NA W 87-0
Oct. 19 Texas at Dallas NA W 21-6
Oct. 26 MISSOURI NA L 0-14
Nov. 2 at Kansas NA W 6-5
Nov. 9 Texas A&M at Houston NA L 6-28
Nov. 16 OKLAHOMA STATE NA W 16-0
Nov. 23 at Nebraska NA L 9-13
Nov. 28 COLORADO NA L 12-14

1913 (6-2)

Sept. 27 KINGFISHER COLLEGE NA W 74-0
Oct. 4 at Central Oklahoma NA W 83-0
Oct. 11 NW OKLAHOMA NA W 101-0
Oct. 18 at Missouri NA L 17-20
Oct. 31 KANSAS NA W 21-7
Nov. 10 Texas at Houston NA L 6-14
Nov. 21 at Oklahoma State NA W 7-0
Nov. 27 Colorado* NA W 14-3

1914 (9-1-1)

Sept. 26 CENTRAL OKLAHOMA NA W 67-0
Oct. 3 at Kingfisher College NA W 67-0
Oct. 9 EAST CENTRAL NA W 96-6
Oct. 17 MISSOURI NA W 13-0
Oct. 24 Texas at Dallas NA L 7-32
Oct. 31 at Kansas NA T 16-16
Nov. 6 OKLAHOMA STATE NA W 28-6
Nov. 13 at Kansas State NA W 52-10
Nov. 20 at Arkansas NA W 35-7
Nov. 26 HASKELL NA W 33-12
Nov. 30 at Tulsa NA W 26-7

1915 (10-0, 3-0; SWC CHAMPIONS)

Sept. 25 KINGFISHER COLLEGE NA W 67-0
Oct. 2 at SW Oklahoma NA W 55-0
Oct. 9 NW OKLAHOMA NA W 102-0
Oct. 16 at Missouri NA W 24-0
Oct. 23 Texas at Dallas NA W 14-13
Oct. 30 KANSAS NA W 23-14
Nov. 6 at Tulsa NA W 14-13
Nov. 13 ARKANSAS NA W 24-0
Nov. 20 at Kansas State NA W 21-7
Nov. 25 Oklahoma State* NA W 26-7

1916 (6-5, 2-1 SWC)

Sept. 23 CENTRAL OKLAHOMA NA W 27-0
Sept. 30 at Oklahoma Baptist NA W 107-0
Oct. 7 SW OKLAHOMA NA W 140-0
Oct. 14 TULSA NA L 0-16
Oct. 21 Texas at Dallas NA L 7-21
Oct. 28 MISSOURI NA L 14-23
Nov. 4 at Kansas NA L 13-21
Nov. 11 at Kingfisher College NA W 96-0
Nov. 18 KANSAS STATE NA L 13-14
Nov. 25 at Arkansas NA W 14-13
Nov. 30 Oklahoma State* NA W 41-7

1917 (6-4-1, 1-1-1 SWC)

Sept. 22 at Central Oklahoma NA W 99-0
Sept. 29 KINGFISHER COLLEGE NA W 179-0
Oct. 6 Phillips* NA W 52-9
Oct. 13 at Illinois NA L 0-44
Oct. 20 Texas at Dallas NA W 14-0
Nov. 3 at Missouri NA W 14-7
Nov. 10 KANSAS NA L 6-13
Nov. 17 ARKANSAS NA T 0-0
Nov. 24 TULSA NA W 80-0
Nov. 29 Oklahoma State* NA L 0-9
Dec. 15 at Camp Doniphan NA L 7-21

1918 (6-0, 2-0; SWC CHAMPIONS)

Oct. 26 CENTRAL OKLAHOMA NA W 44-0
Nov. 2 POST FIELD NA W 58-0
Nov. 9 at Kansas NA W 33-0
Nov. 16 at Arkansas NA W 103-0
Nov. 23 Phillips* NA W 13-7
Nov. 28 Oklahoma State* NA W 27-0

ALL CAPS indicate games played in Norman;
* at Oklahoma City; # at Guthrie; ! at Chicago, Ill.



ALL-TIME RESULTS

7 NATIONAL CHAMPIONSHIPS
10 BIG 12 CHAMPIONSHIPS

1919 (5-2-3, 2-1 SWC)

Sept. 27	at Central Oklahoma	NA	W	40-0
Oct. 4	KINGFISHER COLLEGE	NA	W	157-0
Oct. 11	TULSA	NA	L	0-27
Oct. 18	Texas at Dallas	NA	W	12-7
Oct. 25	at Nebraska	NA	T	7-7
Nov. 1	MISSOURI	NA	T	6-6
Nov. 8	at Kansas	NA	T	0-0
Nov. 15	ARKANSAS	NA	L	6-7
Nov. 22	at Kansas State	NA	W	14-3
Nov. 27	Oklahoma State*	NA	W	33-6

1920 (6-0-1, 4-0-1; MVC CHAMPIONS)

Oct. 9	CENTRAL OKLAHOMA	NA	W	16-7
Oct. 23	WASHINGTON	NA	W	24-14
Oct. 30	at Missouri	NA	W	28-7
Nov. 6	KANSAS	NA	W	21-9
Nov. 13	at Oklahoma State	NA	W	36-0
Nov. 20	KANSAS STATE	NA	T	7-7
Nov. 25	at Drake	NA	W	44-7

1921 (5-3, 2-3 MVC)

Oct. 8	at Central Oklahoma	NA	W	21-0
Oct. 15	OKLAHOMA STATE	NA	W	6-0
Oct. 22	WASHINGTON	NA	W	28-13
Oct. 29	at Nebraska	NA	L	0-44
Nov. 5	KANSAS	NA	W	24-7
Nov. 12	at Missouri	NA	L	14-24
Nov. 19	at Kansas State	NA	L	7-14
Nov. 24	at Rice	NA	W	27-0

1922 (2-3-3, 1-2-2 MVC)

Oct. 14	CENTRAL OKLAHOMA	NA	W	21-0
Oct. 21	KANSAS STATE	NA	T	7-7
Oct. 28	NEBRASKA	NA	L	7-39
Nov. 4	at Kansas	NA	L	3-19
Nov. 11	MISSOURI	NA	W	18-14
Nov. 18	TEXAS	NA	L	7-32
Nov. 25	at Oklahoma State	NA	T	3-3
Dec. 2	at Washington	NA	T	0-0

1923 (3-5, 2-4 MVC)

Oct. 13	at Nebraska	NA	L	0-24
Oct. 20	WASHINGTON-ST. LOUIS	NA	W	62-7
Oct. 27	OKLAHOMA STATE	NA	W	12-0
Nov. 3	KANSAS	NA	L	3-7
Nov. 10	at Missouri	NA	W	13-0
Nov. 17	at Texas	NA	L	14-26
Nov. 24	at Kansas State	NA	L	20-21
Nov. 29	DRAKE	NA	L	20-26

1924 (2-5-1, 2-3-1 MVC)

Oct. 4	CENTRAL OKLAHOMA	NA	L	0-2
Oct. 11	NEBRASKA	NA	W	14-7
Oct. 25	at Drake	NA	L	0-28
Nov. 1	at Oklahoma State	NA	L	0-6
Nov. 8	MISSOURI	NA	L	0-10
Nov. 15	at Kansas	NA	L	0-20
Nov. 22	at Washington	NA	W	7-0
Nov. 27	KANSAS STATE	NA	T	7-7

1925 (4-3-1, 3-3-1 MVC)

Oct. 3	at Kansas State	NA	L	0-16
Oct. 17	DRAKE	NA	W	7-0
Oct. 24	at SMU	NA	W	9-0
Oct. 31	at Nebraska	NA	L	0-12
Nov. 7	KANSAS	NA	T	0-0
Nov. 14	at Missouri	NA	L	14-16
Nov. 21	WASHINGTON	NA	W	28-0
Nov. 26	OKLAHOMA STATE	NA	W	35-0

1926 (5-2-1, 3-2-1 MVC)

Oct. 9	ARKANSAS	NA	W	13-6
Oct. 16	at Drake	NA	W	11-0
Oct. 23	KANSAS STATE	NA	L	12-15
Oct. 30	at Washington	NA	W	21-0
Nov. 6	MISSOURI	NA	W	10-7
Nov. 13	at Kansas	NA	L	9-10
Nov. 20	ST. LOUIS	NA	W	47-0
Nov. 25	at Oklahoma State	NA	T	14-14



ADRIAN LINDSEY ERA (1927-31)

Career Record: 19-19-6 (.500)

1927 (3-3-2, 2-3 MVC)

Oct. 8	at Chicago	NA	W	13-7
Oct. 15	CREIGHTON	NA	T	13-13
Oct. 22	at Kansas State	NA	L	14-20
Oct. 29	at Central Oklahoma	NA	T	14-14
Nov. 5	WASHINGTON	NA	W	23-7
Nov. 12	KANSAS	NA	W	26-7
Nov. 19	OKLAHOMA STATE	NA	L	7-13
Nov. 24	at Missouri	NA	L	7-20

1928 (5-3, 3-2 BIG 6)

Oct. 6	at Indiana	NA	L	7-10
Oct. 13	CREIGHTON	NA	W	7-0
Oct. 27	KANSAS STATE	NA	W	33-21
Nov. 3	at Iowa State	NA	L	0-13
Nov. 10	NEBRASKA	NA	L	6-44
Nov. 17	at Kansas	NA	W	7-0
Nov. 24	at Oklahoma State	NA	W	46-0
Nov. 29	MISSOURI	NA	W	14-0

1929 (3-3-2, 2-2-1 BIG 6)

Oct. 12	at Creighton	NA	W	26-0
Oct. 19	Texas at Dallas	NA	L	0-21
Oct. 26	KANSAS STATE	NA	W	14-13
Nov. 2	IOWA STATE	NA	W	21-7
Nov. 9	KANSAS	NA	L	0-7
Nov. 16	at Nebraska	NA	T	13-13
Nov. 23	OKLAHOMA STATE	NA	T	7-7
Nov. 28	at Missouri	NA	L	0-13

1930 (4-3-1, 3-1-1 BIG 6)

Oct. 4	NEW MEXICO	NA	W	47-0
Oct. 11	NEBRASKA	NA	W	20-7
Oct. 18	Texas at Dallas	NA	L	7-17
Oct. 25	KANSAS STATE	NA	W	7-0
Nov. 1	at Iowa State	NA	W	19-13
Nov. 15	at Kansas	NA	L	0-13
Nov. 22	at Oklahoma State	NA	L	0-7
Nov. 27	MISSOURI	NA	T	0-0

1931 (4-7-1, 1-4 BIG 6)

Oct. 3	RICE	NA	W	19-6
Oct. 10	at Nebraska	NA	L	0-13
Oct. 17	Texas at Dallas	NA	L	0-3
Oct. 24	at Kansas State	NA	L	0-14
Oct. 31	IOWA STATE	NA	L	12-13
Nov. 7	KANSAS	NA	W	10-0
Nov. 14	at Missouri	NA	L	0-7
Nov. 26	OKLAHOMA STATE	NA	T	0-0
Dec. 5	at Oklahoma City	NA	L	0-6
Dec. 12	at Tulsa	NA	W	20-7
Dec. 19	at Honolulu	NA	L	20-39
Dec. 26	at Hawaii	NA	W	7-0



LEWIE HARDAGE ERA (1932-34)

Career Record: 11-12-4 (.482)

1932 (4-4-1, 3-2 BIG 6)

Oct. 1	TULSA	NA	W	7-0
Oct. 8	at Kansas	NA	W	21-6
Oct. 15	Texas at Dallas	NA	L	10-17
Oct. 22	KANSAS STATE	NA	W	20-13
Oct. 29	at Oklahoma State	NA	L	0-7
Nov. 5	MISSOURI	NA	L	6-14
Nov. 12	at Iowa State	NA	W	19-12
Nov. 19	NEBRASKA	NA	L	0-5
Nov. 24	at George Washington	NA	T	7-7

1933 (4-4-1, 3-2 BIG 6)

Sept. 30	VANDERBILT	NA	T	0-0
Oct. 7	at Tulsa	NA	L	6-20
Oct. 14	Texas at Dallas	NA	W	9-0
Oct. 21	IOWA STATE	NA	W	19-7
Oct. 28	at Nebraska	NA	L	7-16
Nov. 4	KANSAS	NA	W	20-0
Nov. 11	at Missouri	NA	W	21-0
Nov. 18	at Kansas State	NA	L	0-14
Nov. 23	OKLAHOMA STATE	NA	L	0-13

1934 (3-4-2, 2-2-1 BIG 6)

Oct. 6	CENTENARY	NA	W	7-0
Oct. 13	Texas at Dallas	NA	L	0-19
Oct. 20	NEBRASKA	NA	L	0-6
Oct. 27	at Kansas	NA	T	7-7
Nov. 3	MISSOURI	NA	W	31-0
Nov. 10	IOWA STATE	NA	W	12-0
Nov. 17	KANSAS STATE	NA	L	7-8
Nov. 22	at Oklahoma State	NA	T	0-0
Dec. 1	at George Washington	NA	L	0-3



LAWRENCE JONES ERA (1935-36)

Career Record: 9-6-3 (.583)

1935 (6-3, 3-2 BIG 6)

Sept. 28	COLORADO	NA	W	3-0
Oct. 5	NEW MEXICO	NA	W	25-0
Oct. 12	Texas at Dallas	NA	L	7-12
Oct. 19	IOWA STATE	NA	W	16-0
Oct. 26	at Nebraska	NA	L	0-19
Nov. 2	KANSAS	NA	L	0-7
Nov. 9	at Missouri	NA	W	20-6
Nov. 16	at Kansas State	NA	W	3-0
Nov. 28	OKLAHOMA STATE	NA	W	25-0

1936 (3-3-3, 1-2-2 BIG 6)

Sept. 26	TULSA	NA	T	0-0
Oct. 3	at Colorado	NA	W	8-0
Oct. 10	Texas at Dallas	NA	L	0-6
Oct. 17	at Kansas	NA	W	14-0
Oct. 24	NEBRASKA	NR-15	L	0-14
Oct. 31	at Iowa State	NR-NR	T	7-7
Nov. 7	KANSAS STATE	NR-NR	T	6-6
Nov. 14	MISSOURI	NR-NR	L	14-21
Nov. 26	at Oklahoma State	NR-NR	W	35-13



TOM STIDHAM ERA (1937-40)

Career Record: 27-8-3 (.750)

1937 (5-2-2, 3-1-1 BIG 6)

Sept. 25	at Tulsa	NA	L	7-19
Oct. 2	RICE	NA	W	6-0
Oct. 9	Texas at Dallas	NA	T	7-7
Oct. 16	at Nebraska	NA	T	0-0
Oct. 23	KANSAS	NR-NR	L	3-6
Oct. 30	at Kansas State	NR-NR	W	19-0
Nov. 6	IOWA STATE	NR-NR	W	33-7
Nov. 13	at Missouri	NR-NR	W	7-0
Nov. 25	OKLAHOMA STATE	NR-NR	W	16-0

1938 (10-1, 5-0; BIG 6 CHAMPIONS)

Oct. 1	at Rice	NA	W	7-6
Oct. 8	Texas at Dallas	NA	W	13-0
Oct. 15	at Kansas	NA	W	19-0
Oct. 22	NEBRASKA	14-NR	W	14-0
Oct. 29	TULSA	10-NR	W	28-6
Nov. 5	KANSAS STATE	11-NR	W	26-0
Nov. 12	MISSOURI	10-NR	W	21-0
Nov. 19	at Iowa State	7-NR	W	10-0
Nov. 24	at Oklahoma State	6-NR	W	19-0
Dec. 3	WASHINGTON STATE	5-NR	W	28-0
Jan. 2	Tennessee*	4-2	L	0-17

*First Bowl Game: Orange Bowl at Miami, Fla.

1939 (6-2-1, 3-2 BIG 6)

Sept. 30	SMU	NA	T	7-7
Oct. 7	at Northwestern	NA	W	23-0
Oct. 14	Texas at Dallas	NA	W	24-12
Oct. 21	KANSAS	3-NR	W	27-7
Oct. 28	OKLAHOMA STATE	6-NR	W	41-0
Nov. 4	IOWA STATE	6-NR	W	38-6
Nov. 11	at Kansas State	6-NR	W	13-10
Nov. 18	at Missouri	5-12	L	6-7
Nov. 23	at Nebraska	14-NR	L	7-13

1940 (6-3, 4-1 BIG 6)

Oct. 5	OKLAHOMA STATE	NA	W	29-27
Oct. 12	Texas at Dallas	NA	L	16-19
Oct. 19	KANSAS STATE	NR-NR	W	14-0
Oct. 26	at Iowa State	NR-NR	W	20-7
Nov. 2	NEBRASKA	NR-12	L	0-13
Nov. 9	at Kansas	NR-NR	W	13-0
Nov. 16	MISSOURI	NR-NR	W	7-0
Nov. 23	TEMPLE	NR-NR	W	9-6
Nov. 30	at Santa Clara	NR-15	L	13-33



DEWEY LUSTER ERA (1941-45)

Career Record: 27-18-3 (.594)

1941 (6-3, 3-2 BIG 6)

Sept. 27	OKLAHOMA STATE	NA	W	19-0
Oct. 11	Texas at Dallas	NA	L	7-40
Oct. 18	at Kansas State	NR-NR	W	16-0
Oct. 25	SANTA CLARA	NR-8	W	16-6
Nov. 1	KANSAS	NR-NR	W	38-0
Nov. 8	IOWA STATE	NR-NR	W	55-0
Nov. 15	at Missouri	NR-NR	L	0-28
Nov. 22	MARQUETTE	NR-NR	W	61-14
Nov. 29	at Nebraska	NR-NR	L	6-7

1942 (3-5-2, 3-1-1 BIG 6)

Sept. 26	at Oklahoma State	NA	T	0-0
Oct. 3	at Tulsa	NA	L	0-23
Oct. 10	Texas at Dallas	NA	L	0-7
Oct. 17	at Kansas	NR-NR	W	25-0
Oct. 24	NEBRASKA	NR-NR	L	0-7
Oct. 31	at Iowa State	NR-NR	W	14-7
Nov. 7	KANSAS STATE	NR-NR	W	76-0
Nov. 14	MISSOURI	NR-16	T	6-6
Nov. 21	at Temple	NR-NR	L	7-14
Dec. 5	WILLIAM & MARY	NR-19	L	7-14

1943 (7-2, 5-0; BIG 6 CHAMPIONS)

Sept. 25	NORMAN NAS	NA	W	22-6
Oct. 2	Oklahoma State*	NA	W	22-13
Oct. 9	Texas at Dallas	NR-NR	L	7-13
Oct. 16	Tulsa*	NR-NR	L	6-20
Oct. 23	KANSAS STATE	NR-NR	W	37-0
Oct. 30	IOWA STATE	NR-NR	W	21-7
Nov. 6	KANSAS	NR-NR	W	26-13
Nov. 13	at Missouri	NR-NR	W	20-13
Nov. 27	at Nebraska	NR-NR	W	26-7

1944 (6-3-1, 4-0-1; BIG 6 CHAMPIONS)

Sept. 30	NORMAN NAS	NA	L	14-28
Oct. 7	Texas A&M*	NA	W	21-14
Oct. 14	Texas at Dallas	NR-NR	L	0-20
Oct. 21	KANSAS STATE	NR-NR	W	68-0
Oct. 28	TCU*	NR-NR	W	34-19
Nov. 4	at Iowa State	NR-NR	W	12-7
Nov. 11	MISSOURI	NR-NR	T	21-21
Nov. 18	at Kansas	NR-NR	W	20-0
Nov. 25	Oklahoma State*	NR-NR	L	6-28
Dec. 2	Nebraska*	NR-NR	W	31-12

1945 (5-5, 4-1 BIG 6)

Sept. 22	at Hondo, Texas, AAF	NA	W	21-6
Sept. 29	at Nebraska	NA	W	20-0
Oct. 6	TEXAS A&M	NA	L	14-19
Oct. 13	Texas at Dallas	NR-10	L	7-12
Oct. 20	KANSAS	NR-NR	W	39-7
Oct. 27	at Kansas State	NR-NR	W	41-13
Nov. 3	TCU	14-NR	L	7-13
Nov. 10	IOWA STATE	NR-NR	W	14-7
Nov. 17	at Missouri	14-NR	L	6-14
Nov. 24	OKLAHOMA STATE	NR-6	L	0-47



JIM TATUM ERA (1946)

Career Record: 8-3-0 (.727)

1946 (8-3, 4-1; BIG 6 CHAMPIONS)

Sept. 28	at Army	NA	L	7-21
Oct. 5	TEXAS A&M	NA	W	10-7
Oct. 12	Texas at Dallas	NR-1	L	13-20
Oct. 19	KANSAS STATE	13-NR	W	28-7
Oct. 26	at Iowa State	14-NR	W	63-0
Nov. 2	at TCU	14-NR	W	14-12
Nov. 9	at Kansas	16-NR	L	13-16
Nov. 16	MISSOURI	NR-NR	W	27-6
Nov. 23	NEBRASKA	18-NR	W	27-6
Nov. 30	at Oklahoma State	17-NR	W	73-12
Jan. 1	North Carolina State*	14-18	W	34-13

*Gator Bowl at Jacksonville, Fla.



BUD WILKINSON ERA (1947-63)

Career Record: 145-29-4 (.826)

1947 (7-2-1, 4-0-1; BIG 6 CHAMPIONS)

Sept. 27	at Detroit	NA	W	24-20
Oct. 4	TEXAS A&M	NA	W	26-14
Oct. 11	Texas at Dallas	15-3	L	14-34
Oct. 18	KANSAS	NR-NR	T	13-13
Oct. 25	TCU	NR-NR	L	7-20
Nov. 1	IOWA STATE	NR-NR	W	27-9
Nov. 8	at Kansas State	NR-NR	W	27-13
Nov. 15	at Missouri	NR-17	W	21-12
Nov. 22	at Nebraska	NR-NR	W	14-13
Nov. 29	OKLAHOMA STATE	20-NR	W	21-13

1948 (10-1, 5-0; BIG 7 CHAMPIONS)

Sept. 25	at Santa Clara	NA	L	17-20
Oct. 2	TEXAS A&M	NA	W	42-14
Oct. 9	Texas at Dallas	NR-16	W	20-14
Oct. 16	KANSAS STATE	20-NR	W	42-0
Oct. 23	at TCU	18-NR	W	21-18
Oct. 30	at Iowa State	16-NR	W	33-6
Nov. 6	MISSOURI	15-9	W	41-7
Nov. 13	NEBRASKA	9-NR	W	41-14
Nov. 20	at Kansas	8-NR	W	60-7
Nov. 27	at Oklahoma State	6-NR	W	19-15
Jan. 1	North Carolina*	5-3	W	14-6

*Sugar Bowl at New Orleans, La.

1949 (11-0, 5-0; BIG 7 CHAMPIONS)

Sept. 23	at Boston College	NA	W	46-0
Oct. 1	TEXAS A&M	NA	W	33-13
Oct. 8	Texas at Dallas	3-12	W	20-14
Oct. 15	KANSAS	3-NR	W	48-26
Oct. 22	at Nebraska	4-NR	W	48-0
Oct. 29	IOWA STATE	3-NR	W	34-7
Nov. 5	at Kansas State	3-NR	W	39-0
Nov. 12	at Missouri	3-NR	W	27-7
Nov. 19	SANTA CLARA	2-19	W	28-21
Nov. 26	OKLAHOMA STATE	3-NR	W	41-0
Jan. 2	Louisiana State*	2-9	W	35-0

*Sugar Bowl at New Orleans, La.

1950 (10-1, 6-0; NATIONAL CHAMPIONS)

Sept. 30	BOSTON COLLEGE	6-NR	W	28-0
Oct. 7	TEXAS A&M	5-NR	W	34-28
Oct. 14	Texas at Dallas	3-4	W	14-13
Oct. 21	KANSAS STATE	2-NR	W	58-0
Oct. 28	at Iowa State	3-NR	W	20-7
Nov. 4	at Colorado	3-NR	W	27-18
Nov. 11	at Kansas	3-19	W	33-13
Nov. 18	MISSOURI	2-NR	W	41-7
Nov. 25	NEBRASKA	1-16	W	49-35
Dec. 2	at Oklahoma State	1-NR	W	41-14
Jan. 1	Kentucky*	1-7	L	7-13

*Sugar Bowl at New Orleans, La.

1951 (8-2, 6-0; BIG 7 CHAMPIONS)

Sept. 29	WILLIAM & MARY	4-NR	W	49-7
Oct. 6	at Texas A&M	4-10	L	7-14
Oct. 13	Texas at Dallas	11-6	L	7-9
Oct. 20	KANSAS	19-NR	W	33-21
Oct. 27	COLORADO	NR-NR	W	55-14
Nov. 3	at Kansas State	17-NR	W	33-0
Nov. 10	at Missouri	14-NR	W	34-20
Nov. 17	IOWA STATE	12-NR	W	35-6
Nov. 24	at Nebraska	12-NR	W	27-0
Dec. 1	OKLAHOMA STATE	10-NR	W	41-6

1952 (8-1-1, 5-0-1; BIG 7 CHAMPIONS)

Sept. 27	at Colorado	4-NR	T	21-21
Oct. 4	PITTSBURGH	20-NR	W	49-20
Oct. 11	Texas at Dallas	12-NR	W	49-20
Oct. 18	at Kansas	6-8	W	42-20
Oct. 25	KANSAS STATE	3-NR	W	49-6
Nov. 1	at Iowa State	3-NR	W	41-0
Nov. 8	at Notre Dame	4-10	L	21-27
Nov. 15	MISSOURI	8-NR	W	47-7
Nov. 22	NEBRASKA	5-NR	W	34-13
Nov. 29	at Oklahoma State	4-NR	W	54-7

1953 (9-1-1, 6-0; BIG 7 CHAMPIONS)

Sept. 26	NOTRE DAME	6-1	L	21-28
Oct. 3	at Pittsburgh	8-NR	T	7-7
Oct. 10	Texas at Dallas	16-15	W	19-14
Oct. 17	KANSAS	12-NR	W	45-0
Oct. 24	COLORADO	9-NR	W	27-20
Oct. 31	KANSAS STATE	9-NR	W	34-0
Nov. 7	at Missouri	8-NR	W	14-7
Nov. 14	IOWA STATE	6-NR	W	47-0
Nov. 21	at Nebraska	4-NR	W	30-7
Nov. 28	OKLAHOMA STATE	4-NR	W	42-7
Jan. 1	Maryland*	4-1	W	7-0

*Orange Bowl at Miami, Fla.

1954 (10-0, 6-0; BIG 7 CHAMPIONS)

Sept. 18	at California	2-12	W	27-13
Sept. 25	TCU	1-20	W	21-16
Oct. 9	Texas at Dallas	1-15	W	14-7
Oct. 16	at Kansas	1-NR	W	65-0
Oct. 23	KANSAS STATE	1-NR	W	21-0
Oct. 30	at Colorado	2-NR	W	13-6
Nov. 6	at Iowa State	3-NR	W	40-0
Nov. 13	MISSOURI	3-NR	W	34-13
Nov. 20	NEBRASKA	3-NR	W	55-7
Nov. 27	at Oklahoma State	3-NR	W	14-0

1955 (11-0, 6-0; NATIONAL CHAMPIONS)

Sept. 24	at North Carolina	3-NR	W	13-6
Oct. 1	PITTSBURGH	5-12	W	26-14
Oct. 8	T						



ALL-TIME RESULTS

7 NATIONAL CHAMPIONSHIPS

10 BIG 12 CHAMPIONSHIPS

1960 (3-6-1, 2-4-1 BIG 8)

Sept. 24	NORTHWESTERN	NR-14	L	3-19
Oct. 1	PITTSBURGH	NR-NR	W	15-14
Oct. 8	Texas at Dallas	NR-15	L	0-24
Oct. 15	at Kansas	NR-9	T	13-13
Oct. 22	KANSAS STATE	NR-NR	W	49-7
Oct. 29	at Colorado	NR-NR	L	0-7
Nov. 5	at Iowa State	NR-NR	L	6-10
Nov. 12	MISSOURI	NR-2	L	19-41
Nov. 19	NEBRASKA	NR-NR	L	14-17
Nov. 26	at Oklahoma State	NR-NR	W	17-6

1961 (5-5, 4-3 BIG 8)

Sept. 30	at Notre Dame	NR-NR	L	6-19
Oct. 7	IOWA STATE	NR-NR	L	15-21
Oct. 14	Texas at Dallas	NR-4	L	7-28
Oct. 21	KANSAS	NR-NR	L	0-10
Oct. 28	COLORADO	NR-10	L	14-22
Nov. 4	at Kansas State	NR-NR	W	17-6
Nov. 11	at Missouri	NR-10	W	7-0
Nov. 18	Army at Yankee Stadium	NR-NR	W	14-8
Nov. 25	at Nebraska	NR-NR	W	21-14
Dec. 2	OKLAHOMA STATE	NR-NR	W	21-13

1962 (8-3, 7-0; BIG 8 CHAMPIONS)

Sept. 22	SYRACUSE	NR-NR	W	7-3
Sept. 29	NOTRE DAME	NR-NR	L	7-13
Oct. 13	Texas at Dallas	NR-2	L	6-9
Oct. 20	at Kansas	NR-NR	W	13-7
Oct. 27	KANSAS STATE	NR-NR	W	47-0
Nov. 3	at Colorado	NR-NR	W	62-0
Nov. 10	at Iowa State	NR-NR	W	41-0
Nov. 17	MISSOURI	NR-6	W	13-0
Nov. 24	NEBRASKA	10-NR	W	34-6
Dec. 1	at Oklahoma State	8-NR	W	37-6
Jan. 1	Alabama*	8-5	L	0-17

*Orange Bowl at Miami, Fla.

1963 (8-2, 6-1 BIG 8)

Sept. 21	CLEMSON	4-NR	W	31-14
Sept. 28	at USC	3-1	W	17-12
Oct. 12	Texas at Dallas	1-2	L	7-28
Oct. 19	KANSAS	6-NR	W	21-18
Oct. 26	at Kansas State	7-NR	W	34-9
Nov. 2	COLORADO	6-NR	W	35-0
Nov. 9	IOWA STATE	6-NR	W	24-14
Nov. 16	at Missouri	5-NR	W	13-3
Nov. 23	at Nebraska	6-10	L	20-29
Nov. 30	OKLAHOMA STATE	10-NR	W	34-10



GOMER JONES ERA (1964-65)

Career Record: 9-11-1 (.452)

1964 (6-4-1, 5-1-1 BIG 8)

Sept. 19	at Maryland	2-NR	W	13-3
Sept. 26	USC	2-NR	L	14-40
Oct. 10	Texas at Dallas	NR-1	L	7-28
Oct. 17	at Kansas	NR-NR	L	14-15
Oct. 24	KANSAS STATE	NR-NR	W	44-0
Oct. 31	at Colorado	NR-NR	W	14-11
Nov. 7	IOWA STATE	NR-NR	W	30-0
Nov. 14	MISSOURI	NR-NR	T	14-14
Nov. 21	NEBRASKA	NR-4	W	17-7
Nov. 28	at Oklahoma State	NR-NR	W	21-16
Jan. 2	Florida State*	NR-NR	L	19-36

*Gator Bowl at Jacksonville, Fla.

1965 (3-7, 3-4 BIG 8)

Sept. 25	at Pittsburgh	NR-NR	L	9-13
Oct. 2	NAVY	NR-NR	L	0-10
Oct. 9	Texas at Dallas	NR-1	L	0-19
Oct. 16	KANSAS	NR-NR	W	21-7
Oct. 23	at Kansas State	NR-NR	W	27-0
Oct. 30	COLORADO	NR-NR	L	0-13
Nov. 6	IOWA STATE	NR-NR	W	24-20
Nov. 13	at Missouri	NR-9	L	0-30
Nov. 20	at Nebraska	NR-3	L	9-21
Dec. 4	OKLAHOMA STATE	NR-NR	L	16-17



JIM MACKENZIE ERA (1966)

Career Record: 6-4-0 (.600)

1966 (6-4, 4-3 BIG 8)

Sept. 17	OREGON	NR-NR	W	17-0
Sept. 24	at Iowa State	NR-NR	W	33-11
Oct. 8	Texas at Dallas	NR-NR	W	18-9
Oct. 15	at Kansas	NR-NR	W	35-0
Oct. 22	NOTRE DAME	10-1	L	0-38
Oct. 29	at Colorado	NR-NR	L	21-24
Nov. 5	KANSAS STATE	NR-NR	W	37-6
Nov. 12	MISSOURI	NR-NR	L	7-10
Nov. 24	NEBRASKA	NR-4	W	10-9
Dec. 3	at Oklahoma State	NR-NR	L	14-15



CHUCK FAIRBANKS ERA (1967-72)

Career Record: 52-15-1 (.772)

1967 (10-1, 7-0; BIG 8 CHAMPIONS)

Sept. 23	WASHINGTON STATE	NR-NR	W	21-0
Sept. 30	MARYLAND	NR-NR	W	35-0
Oct. 14	Texas at Dallas	NR-NR	L	7-9
Oct. 21	at Kansas State	NR-NR	W	46-7
Oct. 28	at Missouri	NR-NR	W	7-0
Nov. 4	COLORADO	NR-9	W	23-0
Nov. 11	at Iowa State	8-NR	W	52-14
Nov. 18	KANSAS	7-NR	W	14-10
Nov. 23	at Nebraska	5-NR	W	21-14
Dec. 2	OKLAHOMA STATE	3-NR	W	38-14
Jan. 1	Tennessee*	3-2	W	26-24

*Orange Bowl at Miami, Fla.

1968 (7-4, 6-1; BIG 8 CHAMPIONS)

Sept. 21	at Notre Dame	5-3	L	21-45
Sept. 28	NORTH CAROLINA STATE	NR-NR	W	28-14
Oct. 12	Texas at Dallas	NR-NR	L	20-26
Oct. 19	IOWA STATE	NR-NR	W	42-7
Oct. 26	at Colorado	NR-NR	L	27-41
Nov. 2	KANSAS STATE	NR-NR	W	35-20
Nov. 9	at Kansas	NR-3	W	27-23
Nov. 16	MISSOURI	NR-6	W	28-14
Nov. 23	NEBRASKA	14-NR	W	47-0
Nov. 30	at Oklahoma State	11-NR	W	41-7
Dec. 31	SMU*	10-20	L	27-28

*Bluebonnet Bowl at Houston, Texas

1969 (6-4, 4-3 BIG 8)

Sept. 20	at Wisconsin	6-NR	W	48-21
Sept. 27	PITTSBURGH	6-NR	W	37-8
Oct. 11	Texas at Dallas	8-2	L	17-27
Oct. 18	COLORADO	12-NR	W	42-30
Oct. 25	at Kansas State	11-18	L	21-59
Nov. 1	IOWA STATE	NR-NR	W	37-14
Nov. 8	at Missouri	20-9	L	10-44
Nov. 15	KANSAS	NR-NR	W	31-15
Nov. 22	NEBRASKA	NR-16	L	14-44
Nov. 29	at Oklahoma State	NR-NR	W	28-27

1970 (7-4-1, 5-2 BIG 8)

Sept. 12	at SMU	20-NR	W	28-11
Sept. 19	WISCONSIN	18-NR	W	21-7
Sept. 26	OREGON STATE	14-NR	L	14-23
Oct. 10	Texas at Dallas	NR-2	L	9-41
Oct. 17	at Colorado	NR-13	W	23-15
Oct. 24	KANSAS STATE	NR-NR	L	14-19
Oct. 31	at Iowa State	NR-NR	W	29-28
Nov. 7	MISSOURI	NR-NR	W	28-13
Nov. 14	at Kansas	NR-NR	W	28-24
Nov. 21	at Nebraska	NR-3	L	21-28
Nov. 28	OKLAHOMA STATE	NR-NR	W	66-6
Dec. 31	Alabama*	20-NR	T	24-24

*Bluebonnet Bowl at Houston, Texas

1971 (11-1, 6-1 BIG 8)

Sept. 18	SMU	10-NR	W	30-0
Sept. 25	at Pittsburgh	11-NR	W	55-29
Oct. 2	USC	8-17	W	33-20
Oct. 9	Texas at Dallas	8-3	W	48-27
Oct. 16	COLORADO	2-6	W	45-17
Oct. 23	at Kansas State	2-NR	W	75-28
Oct. 30	IOWA STATE	2-NR	W	43-12
Nov. 6	at Missouri	2-NR	W	20-3
Nov. 13	KANSAS	2-NR	W	56-10
Nov. 25	NEBRASKA	2-1	L	31-35
Dec. 4	at Oklahoma State	3-NR	W	58-14
Jan. 1	Auburn*	3-5	W	40-22

*Sugar Bowl at New Orleans, La.

1972 (11-1, 6-1; BIG 8 CHAMPIONS)

Sept. 16	UTAH STATE	4-NR	W	49-0
Sept. 23	OREGON	2-NR	W	68-3
Sept. 30	CLEMSON	2-NR	W	52-3
Oct. 14	Texas at Dallas	2-10	W	27-0
Oct. 21	at Colorado	2-9	L	14-20
Oct. 28	KANSAS STATE	8-NR	W	52-0
Nov. 4	at Iowa State	7-14	W	20-6
Nov. 11	MISSOURI	7-14	W	17-6
Nov. 18	at Kansas	4-NR	W	31-7
Nov. 23	at Nebraska	4-5	W	17-14
Dec. 2	OKLAHOMA STATE	3-20	W	38-15
Dec. 31	Penn State*	2-5	W	14-0

*Sugar Bowl at New Orleans, La.



BARRY SWITZER ERA (1973-88)

Career Record: 157-29-4 (.837)

1973 (10-0-1, 7-0; BIG 8 CHAMPIONS)

Sept. 15	at Baylor	11-NR	W	42-14
Sept. 29	at USC	8-1	T	7-7
Oct. 6	MIAMI (FL)	6-17	W	24-20
Oct. 13	Texas at Dallas	6-13	W	52-13
Oct. 20	COLORADO	3-16	W	34-7
Oct. 27	at Kansas State	3-NR	W	56-14
Nov. 3	IOWA STATE	3-NR	W	34-17
Nov. 10	at Missouri	3-10	W	31-3
Nov. 17	KANSAS	3-18	W	48-20
Nov. 23	NEBRASKA	3-10	W	27-0
Dec. 1	at Oklahoma State	2-NR	W	45-18

1974 (11-0, 7-0; NATIONAL CHAMPIONS)

Sept. 14	BAYLOR	1-NR	W	28-11
Sept. 28	UTAH STATE	3-NR	W	72-3
Oct. 5	WAKE FOREST	2-NR	W	63-0
Oct. 12	Texas at Dallas	2-17	W	16-13
Oct. 19	at Colorado	2-NR	W	49-14
Oct. 26	KANSAS STATE	2-NR	W	63-0
Nov. 2	at Iowa State	2-NR	W	28-10
Nov. 9	MISSOURI	2-NR	W	37-0
Nov. 16	at Kansas	1-NR	W	45-14
Nov. 23	at Nebraska	1-6	W	28-14
Nov. 30	OKLAHOMA STATE	1-NR	W	44-13

1975 (11-1, 6-1; NATIONAL CHAMPIONS)

Sept. 13	OREGON	1-NR	W	62-7
Sept. 20	PITTSBURGH	1-15	W	46-10
Sept. 26	at Miami (FL)	1-NR	W	20-17
Oct. 4	COLORADO	1-19	W	21-20
Oct. 11	Texas at Dallas	2-5	W	24-17
Oct. 18	at Kansas State	2-NR	W	25-3
Oct. 25	IOWA STATE	2-NR	W	39-7
Nov. 1	at Oklahoma State	2-19	W	27-7
Nov. 8	KANSAS	2-NR	L	3-23
Nov. 15	at Missouri	6-18	W	28-27
Nov. 22	NEBRASKA	7-2	W	35-10
Jan. 1	Michigan*	3-5	W	14-6

*Orange Bowl at Miami, Fla.

1976 (9-2-1, 5-2; BIG 8 CHAMPIONS)

Sept. 11	at Vanderbilt	5-NR	W	24-3
Sept. 18	CALIFORNIA	4-NR	W	28-17
Sept. 25	FLORIDA STATE	4-NR	W	24-9
Oct. 2	at Iowa State	3-NR	W	24-10
Oct. 9	Texas at Dallas	3-16	T	6-6
Oct. 16	at Kansas	6-15	W	28-10
Oct. 23	OKLAHOMA STATE	5-NR	L	24-31
Oct. 30	at Colorado	13-19	L	31-42
Nov. 6	KANSAS STATE	17-NR	W	49-20
Nov. 13	MISSOURI	14-11	W	27-20
Nov. 26	at Nebraska	8-10	W	20-17
Dec. 25	Wyoming*	8-NR	W	41-7

*Fiesta Bowl at Tempe, Ariz.



1977 (10-2, 7-0; BIG 8 CHAMPIONS)

Sept. 10 VANDERBILT	1-NR W 25-23
Sept. 17 UTAH	5-NR W 62-24
Sept. 24 at Ohio State	3-4 W 29-28
Oct. 1 KANSAS	1-NR W 24-9
Oct. 8 Texas at Dallas	2-5 L 6-13
Oct. 15 at Missouri	7-NR W 21-17
Oct. 22 IOWA STATE	6-16 W 35-16
Oct. 29 at Kansas State	4-NR W 42-7
Nov. 5 at Oklahoma State	3-NR W 61-28
Nov. 12 COLORADO	3-NR W 52-14
Nov. 25 NEBRASKA	3-11 W 38-7
Jan. 2 Arkansas*	2-6 L 6-31

*Orange Bowl at Miami, Fla.

1978 (11-1, 6-1; BIG 8 CHAMPIONS)

Sept. 9 at Stanford	4-NR W 35-29
Sept. 16 WEST VIRGINIA	3-NR W 52-10
Sept. 23 RICE	3-NR W 66-7
Sept. 30 MISSOURI	1-14 W 45-23
Oct. 7 Texas at Dallas	1-6 W 31-10
Oct. 14 at Kansas	1-NR W 17-16
Oct. 21 at Iowa State	1-NR W 34-6
Oct. 28 KANSAS STATE	1-NR W 56-19
Nov. 4 at Colorado	1-NR W 28-7
Nov. 11 at Nebraska	1-4 L 14-17
Nov. 18 OKLAHOMA STATE	4-NR W 62-7
Jan. 1 Nebraska*	4-6 W 31-24

*Orange Bowl at Miami, Fla.

1979 (11-1, 7-0; BIG 8 CHAMPIONS)

Sept. 15 IOWA	3-NR W 21-6
Sept. 22 TULSA	3-NR W 49-13
Sept. 29 at Rice	3-NR W 63-21
Oct. 6 COLORADO	3-NR W 49-24
Oct. 13 Texas at Dallas	3-4 L 7-16
Oct. 20 at Kansas State	8-NR W 38-6
Oct. 27 IOWA STATE	7-NR W 38-9
Nov. 3 at Oklahoma State	7-NR W 38-7
Nov. 10 KANSAS	6-NR W 38-0
Nov. 17 at Missouri	7-NR W 24-22
Nov. 24 NEBRASKA	8-3 W 17-14
Jan. 1 Florida State*	5-4 W 24-7

*Orange Bowl at Miami, Fla.

1980 (10-2, 7-0; BIG 8 CHAMPIONS)

Sept. 13 KENTUCKY	4-NR W 29-7
Sept. 27 STANFORD	4-NR L 14-31
Oct. 4 at Colorado	12-NR W 82-42
Oct. 11 Texas at Dallas	12-3 L 13-20
Oct. 18 KANSAS STATE	17-NR W 35-21
Oct. 25 at Iowa State	17-NR W 42-7
Nov. 1 NORTH CAROLINA	16-6 W 41-7
Nov. 8 at Kansas	11-NR W 21-19
Nov. 15 MISSOURI	10-NR W 17-7
Nov. 22 at Nebraska	9-4 W 21-17
Nov. 29 OKLAHOMA STATE	6-NR W 63-14
Jan. 1 Florida State*	4-2 W 18-17

*Orange Bowl at Miami, Fla.

1981 (7-4-1, 4-2-1 BIG 8)

Sept. 12 WYOMING	3-NR W 37-20
Sept. 26 at USC	2-1 L 24-28
Oct. 3 IOWA STATE	5-20 T 7-7
Oct. 10 Texas at Dallas	10-3 L 14-34
Oct. 17 KANSAS	NR-NR W 45-7
Oct. 24 OREGON STATE	NR-NR W 42-3
Oct. 31 COLORADO	19-NR W 49-0
Nov. 7 at Kansas State	17-NR W 28-21
Nov. 14 at Missouri	15-NR L 14-19
Nov. 21 NEBRASKA	NR-5 L 14-37
Nov. 28 at Oklahoma State	NR-NR W 27-3
Dec. 26 Houston*	NR-NR W 40-14

*Sun Bowl at El Paso, Texas

1982 (8-4, 6-1 BIG 8)

Sept. 11 WEST VIRGINIA	9-NR L 27-41
Sept. 18 at Kentucky	NR-NR W 29-8
Sept. 25 USC	NR-18 L 0-12
Oct. 2 at Iowa State	NR-NR W 13-3
Oct. 9 Texas at Dallas	NR-13 W 28-22
Oct. 16 at Kansas	NR-NR W 38-14
Oct. 23 OKLAHOMA STATE	20-NR W 27-9
Oct. 30 at Colorado	17-NR W 45-10
Nov. 6 KANSAS STATE	14-NR W 24-10
Nov. 13 MISSOURI	15-NR W 41-14
Nov. 26 at Nebraska	11-3 L 24-28
Jan. 1 Arizona State*	12-11 L 21-32

*Fiesta Bowl at Tempe, Ariz.

1983 (8-4, 5-2 BIG 8)

Sept. 10 at Stanford	2-NR W 27-14
Sept. 17 OHIO STATE	2-6 L 14-24
Sept. 24 TULSA	8-NR W 28-18
Oct. 1 at Kansas State	9-NR W 29-10
Oct. 8 Texas at Dallas	8-2 L 16-28
Oct. 15 at Oklahoma State	15-NR W 21-20
Oct. 22 IOWA STATE	16-NR W 49-11
Oct. 29 KANSAS	14-NR W 45-14
Nov. 5 at Missouri	11-NR L 0-10
Nov. 12 COLORADO	NR-NR W 41-28
Nov. 26 NEBRASKA	NR-1 L 21-28
Dec. 3 at Hawaii	NR-NR W 21-17

1984 (9-2-1, 6-1; BIG 8 CHAMPIONS)

Sept. 8 STANFORD	16-NR W 19-7
Sept. 15 at Pittsburgh	15-17 W 42-10
Sept. 22 BAYLOR	11-NR W 34-15
Sept. 29 KANSAS STATE	7-NR W 24-6
Oct. 13 Texas at Dallas	3-1 T 15-15
Oct. 20 at Iowa State	2-NR W 12-10
Oct. 27 at Kansas	2-NR L 11-28
Nov. 3 MISSOURI	10-NR W 49-7
Nov. 10 at Colorado	9-NR W 42-17
Nov. 17 at Nebraska	6-1 W 17-7
Nov. 24 OKLAHOMA STATE	2-3 W 24-14
Jan. 1 Washington*	2-4 L 17-28

*Orange Bowl at Miami, Fla.

1985 (11-1, 7-0; NATIONAL CHAMPIONS)

Sept. 28 at Minnesota	2-NR W 13-7
Oct. 5 at Kansas State	2-NR W 41-6
Oct. 12 Texas at Dallas	2-17 W 14-7
Oct. 19 MIAMI (FL)	3-NR L 14-27
Oct. 26 IOWA STATE	10-NR W 59-14
Nov. 2 KANSAS	9-NR W 48-6
Nov. 9 at Missouri	7-NR W 51-6
Nov. 16 COLORADO	7-NR W 31-0
Nov. 23 NEBRASKA	5-2 W 27-7
Nov. 30 at Oklahoma State	3-17 W 13-0
Dec. 7 SMU	4-NR W 35-13
Jan. 1 Penn State*	3-1 W 25-10

*Orange Bowl at Miami, Fla.

1986 (11-1, 7-0; BIG 8 CHAMPIONS)

Sept. 6 UCLA	1-4 W 38-3
Sept. 20 MINNESOTA	1-NR W 63-0
Sept. 27 at Miami (FL)	1-2 L 16-28
Oct. 4 KANSAS STATE	6-NR W 56-10
Oct. 11 Texas at Dallas	6-NR W 47-12
Oct. 18 OKLAHOMA STATE	5-NR W 19-0
Oct. 25 at Iowa State	5-NR W 38-0
Nov. 1 at Kansas	4-NR W 64-3
Nov. 8 MISSOURI	4-NR W 77-0
Nov. 15 at Colorado	4-NR W 28-0
Nov. 22 at Nebraska	3-5 W 20-17
Jan. 1 Arkansas*	3-9 W 42-8

*Orange Bowl at Miami, Fla.

1987 (11-1, 7-0; BIG 8 CHAMPIONS)

Sept. 5 NORTH TEXAS	1-NR W 69-14
Sept. 12 NORTH CAROLINA	1-NR W 28-0
Sept. 26 at Tulsa	1-NR W 65-0
Oct. 3 at Iowa State	1-NR W 56-3
Oct. 10 Texas at Dallas	1-NR W 44-9
Oct. 17 at Kansas State	1-NR W 59-10
Oct. 24 COLORADO	1-NR W 24-6
Oct. 31 at Kansas	1-NR W 71-10
Nov. 7 OKLAHOMA STATE	1-12 W 29-10
Nov. 14 MISSOURI	1-NR W 17-13
Nov. 21 at Nebraska	2-1 W 17-7
Jan. 1 Miami (FL)*	1-2 L 14-20

*Orange Bowl at Miami, Fla.

1988 (9-3, 6-1 BIG 8)

Sept. 10 at North Carolina	4-NR W 28-0
Sept. 17 ARIZONA	6-NR L 28-10
Sept. 24 at USC	3-5 W 7-23
Oct. 1 IOWA STATE	10-NR W 35-7
Oct. 8 Texas at Dallas	10-NR W 28-13
Oct. 15 KANSAS STATE	9-NR W 70-24
Oct. 22 at Colorado	8-NR W 17-14
Oct. 29 KANSAS	8-NR W 63-14
Nov. 5 at Oklahoma State	8-12 W 31-28
Nov. 12 at Missouri	8-NR W 16-7
Nov. 19 NEBRASKA	9-7 L 3-7
Jan. 2 Clemson*	10-13 L 6-13

*Citrus Bowl at Orlando, Fla.



GARY GIBBS ERA (1989-94)
Career Record: 44-23-2 (.652)

1989 (7-4, 5-2 BIG 8)

Sept. 2 NEW MEXICO STATE	15-NR W 73-3
Sept. 9 BAYLOR	8-NR W 33-7
Sept. 16 at Arizona	4-NR L 3-6
Sept. 30 at Kansas	16-NR W 45-6
Oct. 7 OKLAHOMA STATE	16-NR W 37-15
Oct. 14 Texas at Dallas	15-NR L 24-28
Oct. 21 at Iowa State	25-NR W 43-40
Oct. 28 COLORADO	NR-3 L 3-20
Nov. 4 MISSOURI	NR-NR W 52-14
Nov. 11 KANSAS STATE	NR-NR W 42-19
Nov. 18 at Nebraska	NR-6 L 25-42

1990 (8-3, 5-2 BIG 8)

Sept. 8 at UCLA	23-19 W 34-14
Sept. 15 PITTSBURGH	14-13 W 52-10
Sept. 22 TULSA	11-NR W 52-10
Sept. 29 KANSAS	9-NR W 31-17
Oct. 6 at Oklahoma State	7-NR W 31-17
Oct. 13 Texas at Dallas	4-NR L 13-14
Oct. 20 IOWA STATE	16-NR L 31-33
Oct. 27 at Colorado	22-10 L 23-32
Nov. 3 at Missouri	NR-NR W 55-10
Nov. 10 KANSAS STATE	NR-NR W 34-7
Nov. 23 NEBRASKA	NR-10 W 45-10

1991 (9-3, 5-2 BIG 8)

Sept. 14 NORTH TEXAS	9-NR W 40-2
Sept. 21 UTAH STATE	7-NR W 55-21
Sept. 28 VIRGINIA TECH	6-NR W 27-17
Oct. 5 at Iowa State	5-NR W 29-8
Oct. 12 Texas at Dallas	6-NR L 7-10
Oct. 19 COLORADO	12-22 L 17-34
Oct. 26 KANSAS	21-NR W 41-3
Nov. 2 KANSAS STATE	20-NR W 28-7
Nov. 9 at Missouri	20-NR W 56-16
Nov. 16 OKLAHOMA STATE	18-NR W 21-6
Nov. 29 at Nebraska	19-11 L 14-19
Dec. 29 Virginia*	20-19 W 48-14

*Gator Bowl at Jacksonville, Fla.

1992 (5-4-2, 3-2-2 BIG 8)

Sept. 3 at Texas Tech	15-NR W 34-9
Sept. 12 ARKANSAS STATE	13-NR W 61-0
Sept. 19 USC	13-NR L 10-20
Oct. 3 IOWA STATE	19-NR W 17-3
Oct. 10 Texas at Dallas	16-NR L 24-34
Oct. 17 at Colorado	NR-7 T 24-24
Oct. 24 at Kansas	NR-22 L 10-27
Oct. 31 KANSAS STATE	NR-NR W 16-14
Nov. 7 MISSOURI	NR-NR W 51-17
Nov. 14 at Oklahoma State	NR-NR T 15-15
Nov. 27 NEBRASKA	NR-12 L 9-33

1993 (9-3, 4-3 BIG 8)

Sept. 4 at TCU	21-NR W 35-3
Sept. 11 TEXAS A&M	17-5 W 44-14
Sept. 25 TULSA	10-NR W 41-20
Oct. 2 at Iowa State	10-NR W 24-7
Oct. 9 Texas at Dallas	10-NR W 38-17
Oct. 16 COLORADO	9-20 L 10-27
Oct. 23 KANSAS	17-NR W 38-23
Oct. 30 at Kansas State	14-25 L 7-21
Nov. 6 at Missouri	20-NR W 42-23
Nov. 13 OKLAHOMA STATE	17-NR W 31-0
Nov. 26 at Nebraska	16-2 L 7-21
Dec. 24 Texas Tech*	19-NR W 41-10

*John Hancock Bowl at El Paso, Texas



ALL-TIME RESULTS

7 NATIONAL CHAMPIONSHIPS
10 BIG 12 CHAMPIONSHIPS



HOWARD SCHNELLENBERGER ERA (1995)

Career Record: 5-5-1 (.500)

1995 (5-5-1, 2-5 BIG 8)

Sept. 9	SAN DIEGO STATE	14-NR	W	38-22
Sept. 16	SMU	14-NR	W	24-10
Sept. 23	NORTH TEXAS	10-NR	W	51-10
Sept. 30	COLORADO	10-4	L	17-38
Oct. 7	at Iowa State	14-NR	W	39-26
Oct. 14	Texas at Dallas	13-18	T	24-24
Oct. 21	KANSAS	15-7	L	17-38
Oct. 28	at Missouri	23-NR	W	13-9
Nov. 4	at Kansas State	25-9	L	10-49
Nov. 11	OKLAHOMA STATE	NR-NR	L	0-12
Nov. 24	at Nebraska	NR-1	L	0-37



JOHN BLAKE ERA (1996-98)

Career Record: 12-22-0 (.353)

1996 (3-8, 3-5 BIG 12)

Sept. 7	TCU	NR-NR	L	7-20
Sept. 21	at San Diego State	NR-NR	L	31-51
Sept. 28	TULSA	NR-NR	L	24-31
Oct. 5	KANSAS	NR-NR	L	24-52
Oct. 12	Texas at Dallas (OT)	NR-25	W	30-27
Oct. 19	at Baylor	NR-NR	W	28-24
Oct. 26	at Kansas State	NR-16	L	35-42
Nov. 2	NEBRASKA	NR-5	L	21-73
Nov. 9	at Oklahoma State	NR-NR	W	27-17
Nov. 16	at Texas A&M	NR-NR	L	16-33
Nov. 23	TEXAS TECH	NR-NR	L	12-22

1997 (4-8, 2-6 BIG 12)

Aug. 23	Northwestern	NR-NR	L	0-24
Sept. 6	SYRACUSE	NR-NR	W	36-34
Sept. 20	at California	NR-NR	L	36-40
Sept. 27	LOUISVILLE	NR-NR	W	35-14
Oct. 4	at Kansas	NR-NR	L	17-20
Oct. 11	Texas at Dallas	NR-NR	L	24-27
Oct. 18	BAYLOR	NR-NR	W	24-23
Oct. 25	KANSAS STATE	NR-14	L	7-26
Nov. 1	at Nebraska	NR-1	L	7-69
Nov. 8	OKLAHOMA STATE	NR-25	L	7-30
Nov. 15	TEXAS A&M	NR-18	L	7-51
Nov. 22	at Texas Tech	NR-NR	W	32-21

1998 (5-6, 3-5 BIG 12)

Sept. 5	NORTH TEXAS	NR-NR	W	37-9
Sept. 12	at TCU	NR-NR	W	10-9
Sept. 19	CALIFORNIA	NR-NR	L	12-13
Oct. 3	COLORADO	NR-15	L	25-27
Oct. 10	Texas at Dallas	NR-NR	L	3-34
Oct. 17	at Missouri	NR-20	L	6-20
Oct. 24	at Oklahoma State	NR-NR	L	26-41
Oct. 31	IOWA STATE	NR-NR	W	17-14
Nov. 7	at Texas A&M	NR-7	L	0-29
Nov. 14	at Baylor	NR-NR	W	28-16
Nov. 21	TEXAS TECH	NR-NR	W	20-17



BOB STOOPS ERA (1999-2016)

Career Record: 190-48 (.798)

1999 (7-5, 5-3 BIG 12)

Sept. 11	INDIANA STATE	NR-NR	W	49-0
Sept. 18	BAYLOR	NR-NR	W	41-10
Sept. 25	at Louisville	NR-NR	W	42-21
Oct. 2	at Notre Dame	23-NR	L	30-34
Oct. 9	Texas at Dallas	NR-23	L	28-38
Oct. 23	TEXAS A&M	NR-13	W	51-6
Oct. 30	at Colorado	24-NR	L	24-38
Nov. 6	MISSOURI	NR-NR	W	37-0
Nov. 13	at Iowa State	NR-NR	W	31-10
Nov. 20	at Texas Tech	NR-NR	L	28-38
Nov. 27	OKLAHOMA STATE	NR-NR	W	44-7
Dec. 31	Mississippi*	NR-NR	L	25-27

*Independence Bowl at Shreveport, La.

2000 (13-0, 8-0; NATIONAL CHAMPIONS)

Sept. 2	UTEP	19-NR	W	55-14
Sept. 9	ARKANSAS STATE	20-NR	W	45-7
Sept. 23	RICE	17-NR	W	42-14
Sept. 30	KANSAS	14-NR	W	34-16
Oct. 7	Texas at Dallas	10-11	W	63-14
Oct. 14	at Kansas State	8-2	W	41-31
Oct. 28	NEBRASKA	3-1	W	31-14
Nov. 4	at Baylor	1-NR	W	56-7
Nov. 11	at Texas A&M	1-23	W	35-31
Nov. 18	TEXAS TECH	1-NR	W	27-13
Nov. 25	at Oklahoma State	1-NR	W	12-7
Dec. 2	Kansas State^	1-8	W	27-24
Jan. 3	Florida State*	1-3	W	13-2

^Big 12 Championship Game at Kansas City, Mo.
*Orange Bowl at Miami, Fla.

2001 (11-2, 6-2 BIG 12)

Aug. 25	NORTH CAROLINA	3-NR	W	41-27
Sept. 1	at Air Force	3-NR	W	44-3
Sept. 8	NORTH TEXAS	3-NR	W	37-10
Sept. 29	KANSAS STATE	3-11	W	38-37
Oct. 6	Texas at Dallas	3-5	W	14-3
Oct. 13	at Kansas	3-NR	W	38-10
Oct. 20	BAYLOR	2-NR	W	33-17
Oct. 27	at Nebraska	2-3	L	10-20
Nov. 3	TULSA	3-NR	W	58-0
Nov. 10	TEXAS A&M	3-NR	W	31-10
Nov. 17	at Texas Tech	3-NR	W	30-13
Nov. 24	OKLAHOMA STATE	4-NR	L	13-16
Jan. 3	Arkansas*	10-NR	W	10-3

*Cotton Bowl at Dallas, Texas

2002 (12-2, 6-2; BIG 12 CHAMPIONS)

Aug. 30	at Tulsa	1-NR	W	37-0
Sept. 7	ALABAMA	2-NR	W	37-27
Sept. 14	UTEP	2-NR	W	68-0
Sept. 28	SOUTH FLORIDA	2-NR	W	31-14
Oct. 5	at Missouri	2-NR	W	31-24
Oct. 12	Texas at Dallas	2-3	W	35-24
Oct. 19	IOWA STATE	2-9	W	49-3
Nov. 2	COLORADO	2-13	W	27-11
Nov. 9	at Texas A&M	1-NR	L	26-30
Nov. 16	at Baylor	4-NR	W	49-9
Nov. 23	TEXAS TECH	4-24	W	60-15
Nov. 30	at Oklahoma State	3-NR	L	28-38
Dec. 7	Colorado^	8-12	W	29-7
Jan. 1	Washington State*	8-7	W	34-14

^Big 12 Championship Game at Houston, Texas
*Rose Bowl at Pasadena, Calif.

2003 (12-2, 8-0 BIG 12)

Aug. 30	NORTH TEXAS	1-NR	W	37-3
Sept. 6	at Alabama	1-NR	W	20-13
Sept. 13	FRESNO STATE	1-NR	W	52-28
Sept. 20	UCLA	1-NR	W	59-24
Oct. 4	at Iowa State	1-NR	W	53-7
Oct. 11	Texas at Dallas	1-11	W	65-13
Oct. 18	MISSOURI	1-24	W	34-13
Oct. 25	at Colorado	1-NR	W	34-20
Nov. 1	OKLAHOMA STATE	1-14	W	52-9
Nov. 8	TEXAS A&M	1-NR	W	77-0
Nov. 15	BAYLOR	1-NR	W	41-3
Nov. 22	at Texas Tech	1-NR	W	56-25
Dec. 6	Kansas State^	1-13	L	7-35
Jan. 4	LSU*	3-2	L	14-21

^Big 12 Championship Game at Kansas City, Mo.
*Sugar Bowl at New Orleans, La.

2004 (12-1, 8-0; BIG 12 CHAMPIONS)

Sept. 4	BOWLING GREEN	2-NR	W	40-24
Sept. 11	HOUSTON	2-NR	W	63-13
Sept. 18	OREGON	2-NR	W	31-7
Oct. 2	TEXAS TECH	2-NR	W	28-13
Oct. 9	Texas at Dallas	2-5	W	12-0
Oct. 16	at Kansas State	2-NR	W	31-21
Oct. 23	KANSAS	2-NR	W	41-10
Oct. 30	at Oklahoma State	2-20	W	38-35
Nov. 6	at Texas A&M	2-22	W	42-35
Nov. 13	NEBRASKA	2-NR	W	30-3
Nov. 20	at Baylor	2-NR	W	35-0
Dec. 4	Colorado^	2-NR	W	42-3
Jan. 4	USC*	2-1	L	19-55

^Big 12 Championship Game at Kansas City, Mo.
*Orange Bowl at Miami, Fla.

2005 (8-4, 6-2 BIG 12)

Sept. 3	TCU	7-NR	L	10-17
Sept. 10	TULSA	18-NR	W	31-15
Sept. 17	at UCLA	21-NR	L	24-41
Oct. 1	KANSAS STATE	NR-NR	W	43-21
Oct. 8	Texas at Dallas	NR-2	L	12-45
Oct. 15	Kansas at Kansas City	NR-NR	W	19-3
Oct. 22	BAYLOR (2OT)	NR-NR	W	37-30
Oct. 29	at Nebraska	NR-NR	W	31-24
Nov. 12	TEXAS A&M	NR-NR	W	36-30
Nov. 19	at Texas Tech	NR-21	L	21-23
Nov. 26	OKLAHOMA STATE	NR-NR	W	42-14
Dec. 29	at Oregon*	NR-6	W	17-14

*Holiday Bowl at San Diego, Calif.

2006 (11-3, 7-1; BIG 12 CHAMPIONS)

Sept. 2	UAB	10-NR	W	24-17
Sept. 9	WASHINGTON	10-NR	W	37-20
Sept. 16	at Oregon	15-18	L	33-34
Sept. 23	MIDDLE TENNESSEE	17-NR	W	59-0
Oct. 7	Texas at Dallas	14-7	L	10-28
Oct. 14	IOWA STATE	23-NR	W	34-9
Oct. 21	COLORADO	20-NR	W	24-3
Oct. 28	at Missouri	19-23	W	26-10
Nov. 4	at Texas A&M	18-21	W	17-16
Nov. 11	TEXAS TECH	NR-NR	W	34-24
Nov. 18	at Baylor	16-NR	W	36-10



2010 (12-2, 6-2; BIG 12 CHAMPIONS)

Sept. 4.....UTAH STATE.....	7-NR.....W.....	31-24
Sept. 11.....FLORIDA STATE.....	10-14.....W.....	47-17
Sept. 18.....AIR FORCE.....	7-NR.....W.....	27-24
Oct. 25.....at Cincinnati.....	8-NR.....W.....	31-29
Oct. 2.....Texas at Dallas.....	8-21.....W.....	28-20
Oct. 16.....IOWA STATE.....	6-NR.....W.....	52-0
Oct. 23.....at Missouri.....	3-18.....L.....	27-36
Oct. 30.....COLORADO.....	11-NR.....W.....	43-10
Nov. 6.....at Texas A&M.....	11-NR.....L.....	19-33
Nov. 13.....TEXAS TECH.....	16-NR.....W.....	45-7
Nov. 20.....at Baylor.....	16-NR.....W.....	53-24
Nov. 27.....at Oklahoma State.....	14-10.....W.....	47-41
Dec. 4.....Nebraska*.....	9-13.....W.....	23-20
Jan. 1.....Connecticut^.....	9-25.....W.....	48-20

* Big 12 Championship Game at Arlington, Texas
^ Fiesta Bowl at Glendale, Ariz.

2011 (10-3, 6-3 BIG 12)

Sept. 3.....TULSA.....	1-NR.....W.....	47-14
Sept. 17.....at Florida State.....	1-5.....W.....	23-13
Sept. 24.....MISSOURI.....	1-NR.....W.....	38-28
Oct. 1.....BALL STATE.....	2-NR.....W.....	62-6
Oct. 8.....Texas at Dallas.....	3-11.....W.....	55-17
Oct. 15.....at Kansas.....	1-NR.....W.....	47-17
Oct. 22.....TEXAS TECH.....	3-NR.....L.....	38-41
Oct. 29.....at Kansas State.....	9-8.....W.....	58-17
Nov. 5.....TEXAS A&M.....	7-NR.....W.....	41-25
Nov. 19.....at Baylor.....	5-22.....L.....	38-45
Nov. 26.....IOWA STATE.....	12-NR.....W.....	26-6
Dec. 3.....at Oklahoma State.....	10-3.....L.....	10-44
Dec. 31.....vs. Iowa*.....	14-NR.....W.....	31-14

* Insight Bowl at Tempe, Ariz.

2012 (10-3, 8-1; BIG 12 CHAMPIONS)

Sept. 1.....at UTEP.....	4-NR.....W.....	24-7
Sept. 8.....FLORIDA A&M.....	5-NR.....W.....	69-13
Sept. 22.....KANSAS STATE.....	5-12.....L.....	19-24
Oct. 6.....at Texas Tech.....	17-NR.....W.....	41-20
Oct. 13.....Texas at Dallas.....	13-15.....W.....	63-21
Oct. 20.....KANSAS.....	9-NR.....W.....	52-7
Oct. 27.....NOTRE DAME.....	8-5.....L.....	13-30
Nov. 3.....at Iowa State.....	14-NR.....W.....	35-20
Nov. 10.....BAYLOR.....	14-NR.....W.....	42-34
Nov. 17.....at West Virginia.....	13-NR.....W.....	50-49
Nov. 24.....OKLAHOMA STATE (OT).....	14-22.....W.....	51-48
Dec. 1.....at TCU.....	12-NR.....W.....	24-17
Jan. 4.....vs. Texas A&M*.....	12-10.....L.....	13-41

* Cotton Bowl at Arlington, Texas

2013 (11-2, 7-2 BIG 12)

Aug. 31.....ULM.....	16-NR.....W.....	34-0
Sept. 7.....WEST VIRGINIA.....	16-NR.....W.....	16-7
Sept. 14.....TULSA.....	16-NR.....W.....	51-20
Sept. 28.....at Notre Dame.....	14-21.....W.....	35-21
Oct. 5.....TCU.....	11-NR.....W.....	20-17
Oct. 12.....Texas at Dallas.....	12-NR.....L.....	20-36
Oct. 19.....at Kansas.....	18-NR.....W.....	34-19
Oct. 26.....TEXAS TECH.....	17-10.....W.....	38-30
Nov. 7.....at Baylor.....	12-5.....L.....	12-41
Nov. 16.....IOWA STATE.....	22-NR.....W.....	48-10
Nov. 23.....at Kansas State.....	22-NR.....W.....	41-31
Dec. 7.....at Oklahoma State.....	18-6.....W.....	33-24
Jan. 2.....vs. Alabama*.....	11-3.....W.....	45-31

* Sugar Bowl at New Orleans, La.

2014 (8-5, 5-4 BIG 12)

Aug. 30.....LOUISIANA TECH.....	4-NR.....W.....	48-16
Sept. 6.....at Tulsa.....	4-NR.....W.....	52-7
Sept. 13.....TENNESSEE.....	4-NR.....W.....	34-10
Sept. 20.....at West Virginia.....	4-NR.....W.....	45-33
Oct. 4.....at TCU.....	4-25.....L.....	33-37
Oct. 11.....Texas at Dallas.....	11-NR.....W.....	31-26
Oct. 18.....KANSAS STATE.....	11-14.....L.....	30-31
Nov. 1.....at Iowa State.....	19-NR.....W.....	59-14
Nov. 8.....BAYLOR.....	16-10.....L.....	14-48
Nov. 15.....at Texas Tech.....	NR-NR.....W.....	42-30
Nov. 22.....KANSAS.....	23-NR.....W.....	44-7
Dec. 6.....OKLAHOMA STATE (OT).....	18-NR.....L.....	35-38
Dec. 29.....Clemson*.....	NR-18.....L.....	6-40

* Russell Athletic Bowl at Orlando, Fla.

2015 (11-2, 8-1; BIG 12 CHAMPIONS)

Sept. 5.....AKRON.....	19-NR.....W.....	41-3
Sept. 12.....at Tennessee (20T).....	19-23.....W.....	31-24
Sept. 19.....TULSA.....	16-NR.....W.....	52-38
Oct. 3.....WEST VIRGINIA.....	15-23.....W.....	44-24
Oct. 10.....Texas at Dallas.....	10-NR.....L.....	17-24
Oct. 17.....at Kansas State.....	19-NR.....W.....	55-0
Oct. 24.....TEXAS TECH.....	17-NR.....W.....	63-27
Oct. 31.....at Kansas.....	14-NR.....W.....	62-7
Nov. 7.....IOWA STATE.....	14-NR.....W.....	52-16
Nov. 14.....at Baylor.....	12-4.....W.....	44-34
Nov. 21.....TCU.....	7-11.....W.....	30-29
Nov. 28.....at Oklahoma State.....	5-9.....W.....	58-23
Dec. 31.....Clemson*.....	4-1.....L.....	17-37

* Orange Bowl (College Football Playoff) at Miami, Fla.

2016 (11-2, 9-0; BIG 12 CHAMPIONS)

Sept. 3.....vs. Houston*.....	3-15.....L.....	23-33
Sept. 10.....ULM.....	14-NR.....W.....	59-17
Sept. 17.....OHIO STATE.....	14-3.....L.....	24-45
Oct. 1.....at TCU.....	NR-21.....W.....	52-46
Oct. 8.....Texas at Dallas.....	20-NR.....W.....	45-40
Oct. 15.....KANSAS STATE.....	19-NR.....W.....	38-17
Oct. 22.....at Texas Tech.....	16-NR.....W.....	66-59
Oct. 29.....KANSAS.....	16-NR.....W.....	56-3
Nov. 3.....at Iowa State.....	14-NR.....W.....	34-24
Nov. 12.....BAYLOR.....	11-25.....W.....	45-24
Nov. 19.....at West Virginia.....	9-14.....W.....	56-28
Dec. 3.....OKLAHOMA STATE.....	9-10.....W.....	38-20
Jan. 2.....vs. Auburn^.....	7-17.....W.....	35-19


* AdvoCare Texas Kickoff at Houston, Texas

^ Sugar Bowl at New Orleans, La.

OU'S 46 CONFERENCE TITLES

Year	Conference	Record	Overall	Coach
1915	Southwest	3-0	10-0	Bennie Owen
1918	Southwest	2-0	6-0	Bennie Owen
1920	Mo. Valley	4-0-1	6-0-1	Bennie Owen
1938	Big Six	5-0	10-1	Tom Stidham
1943	Big Six	5-0	7-2	Snorter Luster
1944	Big Six	4-0-1	6-3-1	Snorter Luster
1946	Big Six	4-1	8-3	Jim Tatum
1947	Big Six	4-0-1	7-2-1	Bud Wilkinson
1948	Big Seven	5-0	10-1	Bud Wilkinson
1949	Big Seven	5-0	11-0	Bud Wilkinson
1950	Big Seven	6-0	10-1	Bud Wilkinson
1951	Big Seven	6-0	8-2	Bud Wilkinson
1952	Big Seven	5-0	8-1-1	Bud Wilkinson
1953	Big Seven	6-0	9-1-1	Bud Wilkinson
1954	Big Seven	6-0	10-0	Bud Wilkinson
1955	Big Seven	6-0	11-0	Bud Wilkinson
1956	Big Seven	6-0	10-0	Bud Wilkinson
1957	Big Seven	6-0	10-1	Bud Wilkinson
1958	Big Seven	6-0	10-1	Bud Wilkinson
1959	Big Seven	5-1	7-3	Bud Wilkinson
1962	Big Eight	7-0	8-3	Bud Wilkinson
1967	Big Eight	7-0	10-1	Chuck Fairbanks
1968	Big Eight	6-1	7-4	Chuck Fairbanks
1972	Big Eight	5-1	11-1	Chuck Fairbanks
1973	Big Eight	7-0	10-0-1	Barry Switzer
1974	Big Eight	7-0	11-0	Barry Switzer
1975	Big Eight	6-1	11-1	Barry Switzer
1976	Big Eight	5-2	9-2-1	Barry Switzer
1977	Big Eight	7-0	10-2	Barry Switzer
1978	Big Eight	6-1	11-1	Barry Switzer
1979	Big Eight	7-0	11-1	Barry Switzer
1980	Big Eight	7-0	10-2	Barry Switzer
1984	Big Eight	6-1	9-2-1	Barry Switzer
1985	Big Eight	7-0	11-1	Barry Switzer
1986	Big Eight	7-0	11-1	Barry Switzer
1987	Big Eight	7-0	11-1	Barry Switzer
2000	Big 12	8-0	13-0	Bob Stoops
2002	Big 12	6-2	12-2	Bob Stoops
2004	Big 12	8-0	12-1	Bob Stoops
2006	Big 12	7-1	11-3	Bob Stoops
2007	Big 12	6-2	11-3	Bob Stoops
2008	Big 12	7-1	12-2	Bob Stoops
2010	Big 12	6-2	12-2	Bob Stoops
2012	Big 12	8-1	10-3	Bob Stoops
2015	Big 12	8-1	11-2	Bob Stoops
2016	Big 12	9-0	11-2	Bob Stoops

BOB STOOPS





YEAR-BY-YEAR RESULTS

7 NATIONAL CHAMPIONSHIPS

10 BIG 12 CHAMPIONSHIPS

RECORDS AND CHAMPIONSHIPS

Year	Overall	Conf.	NC	CC	BC	Year	Overall	Conf.	NC	CC	BC
1895	0-1					1963	8-2	6-1			
1896	2-0					1964	6-4-1	5-1			
1897	2-0					1965	3-7	3-4			
1898	2-0					1966	6-4	4-3			
1899	2-1					1967	10-1	7-0		CC	BC
1900	3-1-1					1968	7-4	6-1		CC	
1901	3-2					1969	6-4	4-3			
1902	6-3					1970	7-4-1	5-2			
1903	5-4-3					1971	11-1	6-1			BC
1904	4-3-1					1972	11-1	6-1		CC	BC
1905	7-2					1973	10-0-1	7-0		CC	
1906	5-2-2					1974	11-0	7-0	NC	CC	
1907	4-4					1975	11-1	6-1	NC	CC	BC
1908	8-1-1					1976	9-2-1	5-2		CC	BC
1909	6-4					1977	10-2	7-0		CC	
1910	4-2-1					1978	11-1	6-1		CC	BC
1911	8-0					1979	11-1	7-0		CC	BC
1912	5-4					1980	10-2	7-0		CC	BC
1913	6-2					1981	7-4-1	4-2-1			BC
1914	9-1-1					1982	8-4	6-1			
1915	10-0	3-0		CC		1983	8-4	5-2			
1916	6-5	2-1				1984	9-2-1	6-1		CC	
1917	6-4-1	1-1-1				1985	11-1	7-0	NC	CC	BC
1918	6-0	2-0		CC		1986	11-1	7-0		CC	BC
1919	5-2-3	2-1				1987	11-1	7-0		CC	
1920	6-0-1	4-0-1		CC		1988	9-3	6-1			
1921	5-3	2-3				1989	7-4	5-2			
1922	2-3-3	1-2-2				1990	8-3	5-2			
1923	3-5	2-4				1991	9-3	5-2			BC
1924	2-5-1	2-3-1				1992	5-4-2	3-2-2			
1925	4-3-1	3-3-1				1993	9-3	4-3			BC
1926	5-2-1	3-2-1				1994	6-6	4-3			
1927	3-3-2	2-3				1995	5-5-1	2-5			
1928	5-3	3-2				1996	3-8	3-5			
1929	3-3-2	2-2-1				1997	4-8	2-6			
1930	4-3-1	3-1-1				1998	5-6	3-5			
1931	4-7-1	1-4				1999	7-5	5-3			
1932	4-4-1	3-2				2000	13-0	8-0	NC	CC	BC
1933	4-4-1	3-2				2001	11-2	6-2			BC
1934	3-4-2	2-2-1				2002	12-2	6-2		CC	BC
1935	6-3	3-2				2003	12-2	8-0			
1936	3-3-3	1-2-2				2004	12-1	8-0		CC	
1937	5-2-2	3-1-1				2005	8-4	6-2			BC
1938	10-1	5-0		CC		2006	11-3	7-1		CC	
1939	6-2-1	3-2				2007	11-3	6-2		CC	
1940	6-3	4-1				2008	12-2	7-1		CC	
1941	6-3	3-2				2009	8-5	5-3			BC
1942	3-5-2	3-1-1				2010	12-2	6-2		CC	BC
1943	7-2	5-0		CC		2011	10-3	6-3		CC	BC
1944	6-3-1	4-0-1		CC		2012	10-3	8-1		CC	
1945	5-5	4-1				2013	11-2	7-2			BC
1946	8-3	4-1		CC	BC	2014	8-5	5-4			
1947	7-2-1	4-0-1		CC		2015	11-2	8-1		CC	
1948	10-1	5-0		CC	BC	2016	11-2	9-0		CC	BC
1949	11-0	5-0		CC	BC	Totals	Record	Conference	NC	CC	BC
1950	10-1	6-0	NC	CC			872-321-53	484-151-22	7	46	29
1951	8-2	6-0		CC							
1952	8-1-1	5-0-1		CC							
1953	9-1-1	6-0		CC	BC						
1954	10-0	6-0		CC							
1955	11-0	6-0	NC	CC	BC						
1956	10-0	6-0	NC	CC							
1957	10-1	6-0		CC	BC						
1958	10-1	7-0		CC	BC						
1959	7-3	6-1		CC							
1960	3-6-1	2-4-1									
1961	5-5	4-3									
1962	8-3	7-0		CC							

NC – National Champions
 CC – Conference Champions
 BC – Bowl Champions



STEVEN PARKER
SENIOR // DEFENSIVE BACK



THE UNIVERSITY



UNIVERSITY PRESIDENT

7 NATIONAL CHAMPIONSHIPS

10 BIG 12 CHAMPIONSHIPS

DAVID L. BOREN

13TH PRESIDENT, UNIVERSITY OF OKLAHOMA



David L. Boren, who has served Oklahoma as Governor and U.S. Senator, became the 13th President of the University of Oklahoma in November 1994. He is the first person in state history to have served in all three positions. In his last U.S. Senate election, Boren received the highest percentage of the votes of any Senate candidate in the United States.

Boren is widely respected for his academic credentials, his longtime support of education, and for his distinguished political career as a reformer of the American political system. A graduate of Yale University in 1963, Boren majored in American history, graduated in the top one percent of his class and was elected Phi Beta Kappa. He was selected as a Rhodes Scholar and earned a master's degree in politics, philosophy and economics from Oxford University, England, in 1965.

In 1968, he received a law degree from the University of Oklahoma College of Law, where he was on the Law Review, elected to the Order of the Coif, and won the Bledsoe Prize as the outstanding graduate by a vote of the faculty.

As Oklahoma's governor from 1974 through 1978, Boren promoted key educational initiatives that have had an enduring impact on Oklahoma. Established during his tenure were the Oklahoma Arts Institute, the Scholar-Leadership Enrichment Program, and the Oklahoma Physicians Manpower Training Program, which provides scholarships for medical students and medical personnel who commit to practice in underserved rural areas. Also, the first state funding for Gifted and Talented classes was provided in 1976 and, from 1976 through 1978, Oklahoma ranked first among all states in the percentage increases of funding for higher education.

One of Boren's most far-reaching projects in promoting quality education at all levels is the Oklahoma Foundation for Excellence, which he founded in 1985. The foundation recognizes outstanding public school students and teachers and helps establish private local foundations to help give academic endowment grants to local public schools. As a senator, he was the author of the National Security Education Act in 1992, which provides scholarships for study abroad and for learning additional languages, as well as legislation to restore the tax deductibility of gifts of appreciated property to universities in 1993. He has also served as co-chair of the U.S. President's bipartisan Intelligence Advisory Board (PIAB).

Boren, also a former state legislator, spent nearly three decades in elective politics before becoming the president of the University of Oklahoma. Boren was the youngest governor in the nation when he served from 1974 to 1978. Known as a reformer, Boren campaigned with a broom as his symbol. During his term, he instituted many progressive programs, including conflict-of-interest rules, campaign-financing disclosure, stronger open meeting laws for public bodies, more competitive bidding on state government contracts, and reform of the state's prison system, including expanded education programs for first-time offenders and the largest expansion of the work-release program in state history. He advocated and signed into law the state's Open Meeting Law in 1977.

During his time in the U.S. Senate from 1979 to 1994, Boren served on the Senate Finance and Agriculture Committees and was the longest-serving chairman of the Senate Select Committee on Intelligence. From his days as a state legislator and governor of Oklahoma to Washington, Boren carried a commitment to reform, leading numerous efforts to make government work better for American citizens. As chairman of the Senate Intelligence Committee, he strengthened oversight of secret government programs and reformed the procedures for Presidential notice of such programs to Congress.

For more than 10 years, he led the fight for congressional campaign finance reform and for legislation discouraging administration and congressional staff from cashing in on government experience and contacts by becoming lobbyists. In addition, he introduced legislation seeking to limit gifts and travel subsidies that government workers, including members of Congress, can receive from lobbyists. Boren also chaired the special 1992-93 Joint Committee on the Organization of Congress, which produced proposals to make Congress more efficient and responsive by streamlining congressional bureaucracy, reducing staff sizes and reforming procedures to end legislative gridlock. Boren left the U.S. Senate in 1994 with an approval rating of 91 percent.

Boren served from 1988 to 1997 as a member of the Yale University Board of Trustees. His university experience also includes four years on the faculty of Oklahoma Baptist University, where he was chairman of the Department of Political Science and chairman of the Division of Social Sciences. In 1993, the American Association of University Professors presented Boren with the Henry Yost Award as Education Advocate of the Year.

In April 2004, Boren received the Mory's Cup from the Mory's Association at Yale University.



THE BORENS

In making the presentation to Boren it was noted that he was the first Yale graduate in the university's history extending over three centuries to have served as a governor, U.S. senator and president of a major university.

Under Boren's leadership, the University of Oklahoma has developed and emerged as a "pacesetter university in American public higher education," with 31 major new programs initiated since his inauguration. They include establishment of the Joe C. and Carole Kerr McClendon Honors College, the Charles M. Russell Center for the Study of Art of the American West, a new expository writing program for freshmen modeled on the program at Harvard, the Artist-in-Residence Program, a new College of International Studies, and the Faculty-in-Residence Program, putting faculty family apartments in student residence halls. The Retired Professors Program has been started, bringing 50 retired full professors back to the University to teach freshmen. Additional new programs include a Religious Studies program to promote understanding between cultures, the Institute for Quality Communities, which fosters the creation of livable communities in the state and nation, the Center for the Creation of Economic Wealth, which allows students to partner with OU researchers and private sector mentors to advance early-stage university technologies that enhance the state's economy, and the Institute for American Constitutional Heritage, which allows students the opportunity to gain a greater understanding of our nation's history.

The number of new facilities started or completed on the campus during the Boren years has matched the explosion in new programs. Since 1994, more than \$2 billion in construction projects have been completed or are under way on OU's three campuses. Among the largest of the recent projects are the \$67 million National Weather Center on OU's Norman Campus, the \$128 million Peggy and Charles Stephenson Cancer Center on OU's Health Sciences Center campus in Oklahoma City and the \$35 million OU-Tulsa Schusterman Center Clinic.

Presidential Travel Scholarships, students from 120 countries on campus, and study abroad programs in over 50 countries and 100 cities on six continents, including OU's signature program in Arezzo, Italy, are all making OU more international. The Joe C. and Carole Kerr McClendon Honors College helps to assure that no students need to leave Oklahoma to find an educational experience to match their potential.

In 1995, Boren launched the "Reach for Excellence" fundraising campaign with a five-year goal of \$200 million, which was twice as large as any fundraising drive in Oklahoma history. The drive exceeded \$500 million, raising OU into the top 15 public universities in the United States in private endowment per capita. Since 1994, endowed professorships have increased from 100 to 562 and the OU donor base has grown from 17,000 to more than 191,500 friends and alumni. During Boren's tenure more than \$2 billion in private gifts have been donated to the university. In 2016, Boren was elected to be the Chairman of the Big 12 Conference. President Boren is the longest serving president of the Big 12 and is the only person to have served as president throughout the entire existence of the conference.

Above all, the Boren years have been marked by an emphasis on putting students first. There is not a university president in the country that is more committed to students as the number one priority. He teaches a freshman-level course in political science each semester and is one of the few presidents of major universities to teach.

Boren is married to Molly Shi Boren, a former judge and English teacher. Mrs. Boren is President Emeritus of the Oklahoma Arts Institute, which provides education programs in nine arts disciplines for high school students from across the state who are gifted in the arts. Molly Boren has two degrees from the University of Oklahoma, a master's degree in English and a Juris Doctorate from the OU College of Law. A native of Seminole, Boren has two children, Carrie Boren Headington, an Episcopal minister, and David Daniel Boren, a former member of the United States Congress from Oklahoma. Devoting much of his life to public service, Boren drew from the example of his parents, the late Congressman Lyle H. Boren and Christine Boren.



JOE CASTIGLIONE

VICE PRESIDENT FOR INTERCOLLEGIATE ATHLETICS PROGRAMS
AND DIRECTOR OF ATHLETICS



In 19 years at Oklahoma, Joe Castiglione has led a surging athletics department that has captured 17 national championships and 78 conference titles, while also setting records for GPA and graduation rate. OU's athletics success is legendary, and Castiglione's tenure stands proudly among the best.

When he was hired at Oklahoma in April of 1998, Castiglione inherited one of the most storied programs in college athletics at a time when it was seeking stability and direction. He created a positive culture that emphasized core values, a dynamic mission and a collaborative spirit. The result is one of the nation's best student-athlete experiences.

The 2016-17 school year yielded one of the most accomplished campaigns in school history with four national championships, a school record that gave OU a nation-leading seven over the last two years. Eighteen of 21 sport teams sent the full team or individuals to an NCAA championship and five teams finished in the top 10. In addition to the four national champions, football earned a No. 3 final ranking.

The 2017 men's and women's gymnastics teams repeated as NCAA champions, making OU the only school in NCAA history to have both teams earn national championships in the same year for consecutive years. The men's tennis doubles team of Andrew Harris and Spencer Papa won the school's first NCAA men's tennis championship, then the very next day the men's golf team won its second NCAA title. One week later, the OU softball team won its fourth NCAA title. The men's gymnastics NCAA crown marked the 11th for that program and third consecutive. The NCAA softball title was OU's fourth, second straight and third over a five-year span. Women's gymnastics' NCAA championship was the program's second consecutive and third in four years.

That spirit of excellence went well beyond competition. Sooner student-athletes posted an 11th consecutive semester of a cumulative GPA at 3.00 or higher at the close of the spring 2017 semester. The 3.09 cumulative for that semester marked an OU record, and a total of 71 student-athletes achieved perfect 4.0 GPAs in the spring, matching the total from the fall.

Seven OU programs registered a 100-percent multiyear Graduation Success Rate for the most recent reporting period and OU's most recent multiyear Graduation Success Rate of 85 percent is a school record that exceeds the NCAA national average.

A place where competitive dreams come true and academic excellence are the expectations, not the exceptions, has been created at OU by Castiglione with the full support of OU President David L. Boren and OU's Board of Regents.

Upon his arrival, the 11th and second longest serving director of athletics at OU, Castiglione made a number of changes, and, in the process, created a team of administrators, eight of whom have gone on to other Division I athletics director posts, coaches and support staff who pursue and achieve lofty goals under the banner of ethical integrity.

That extends into the department's finances. OU Athletics, one of the few self-sustaining departments nationally, has closed the books in the black in each of the last 19 years. Castiglione's responsible approach has benefited the general campus, as well. Through direct and indirect support, the athletics department provides more than \$9 million annually to OU's academics budget. It also established an endowment at Bizzell Library and partnered with President Boren's office to eliminate the admission fee at OU's internationally known Fred Jones Jr. Museum of Art.

Facility improvement and construction of athletics facilities have been carried out at a record pace and Castiglione takes pride in the fact that those improvements have been paid for with private money. Gaylord Family – Oklahoma Memorial Stadium underwent a \$160 million renovation that included filling in the bowl and creating new seating options for Sooner fans and entirely new team facilities, including locker room, training room, strength and training center and offices. Other improvements are planned throughout the historic facility in the Stadium Master Plan that includes multiple phases. A \$7 million improvement to the men's and women's basketball facilities at Lloyd Noble Center has begun and master plans for \$10 million in renovations at baseball and \$15 million at softball have been approved. These projects follow the completion of the \$75 million Headington Hall, which provides housing for the general student population as well as student-athletes. The state-of-the-art building, which has won the President's Trophy as the outstanding housing unit three of the last four years, opened in August 2013 and makes OU the leader in providing an engaging community living option for OU students.

Castiglione is quick to give full credit to the student-athletes and coaches, the staff, President Boren, the OU Board of Regents, the donors and the fans for the success experienced during his tenure. It's a team approach that he has embraced throughout his successful career in athletics.

In recognition of the many achievements of his OU tenure, Castiglione was named National Athletic Director of the Year in May 2009 by *Sports Business Journal*. He was a finalist for the same award in 2016. The National Football Foundation and College Hall of Fame named him the 2013 recipient of the John L. Toner Award. In April 2014, Castiglione received the Abe Lemons/ Paul Hansen Award for Sports Excellence from Oklahoma City University.



THE CASTIGLIONE FAMILY

His peers have honored him as well. In November 2012, the United States Sports Academy named him the winner of the Carl Maddox Sports Management Award. In October 2004, the Bobby Dodd Foundation named him Athletics Director of the Year. In 2003, he was inducted into the National Association of Collegiate Marketing Administrators Hall of Fame. In June 2001, he received the General Robert R. Neyland Athletic Director Award for lifetime achievement from the All-American Football Foundation. The National Association of Collegiate Directors of Athletics (NACDA) named him Central Region AD of the Year in 2000.

The department received the 2007 PRISM Award, presented by the School of Sports Management at the University of Massachusetts.

The achievement that may bring him the most pride came in May 2007 when he completed a master's of education degree from OU. Subsequently, he became an adjunct professor in the Jeannine Rainbolt College of Education, teaching graduate classes in marketing, development and leadership in higher education. He serves on the College's Board of Advocates and was recently recognized for his distinguished service by OU's College of Arts & Sciences.

Castiglione was instrumental in the athletics department's major campaign, Great Expectations: The Campaign for Sooner Sports. Then the largest fund-raising effort in OU athletics history, it included projects that impacted each of OU's 21 sports and has become a national model for intercollegiate athletics. The campaign ended three years later with more than \$125 million raised and that figure has now grown to more than \$500 million as funds continue to be raised for facility improvements and scholarship endowments.

Hired on April 30, 1998, Castiglione joined the Sooner family after serving as athletics director at Missouri. In his 17-year career with the Tigers, Castiglione, who was named director of athletics at Missouri on Dec. 15, 1993, was credited with rebuilding sports programs, hiring outstanding coaches, implementing an innovative master plan for facilities, inspiring record-setting increases in fund-raising and balancing the budget in each of his five years as athletics director.

A 1979 Maryland graduate, Castiglione received the University's Distinguished Alumnus Award in April 2007 and he was inducted into the State of Missouri's Sports Hall of Fame in November 2015. His career journey began as the sports promotions director at Rice. He then worked a year as director of athletic fund-raising at Georgetown before being hired in 1981 at Missouri as director of communications and marketing. The 2017-18 academic year will mark his 25th year serving student-athletes as an athletics director at two different institutions.

His commitment to the success of student-athletes has gone beyond the Norman campus and he has served at the national and conference level. He is currently serving on the NCAA's Board of Governor's Commission to Combat Sexual Violence on Campus. He served as chairman of the NCAA Division I Men's Basketball Committee for the 2015-16 academic year. He also chaired the NCAA's Football Academic Progress Rate (APR) Working Group and completed service on the NCAA Working Group on Collegiate Model Rules Committee. He also serves on the Gatorade Collegiate Advisory Board and the National Football Foundation and College Football Hall of Fame Board of Directors.

Castiglione served three terms as the chair of the Big 12 Board of Athletics Directors and is a past president of both the Division I-A Athletic Directors Association and NACDA. He served a four-year term on the NCAA Championship/Competition Cabinet and the NCAA Baseball Committee. He was also a member on the NCAA Diversity Leadership Strategic Planning Committee, the NCAA Division I Women's Basketball Discussion Group, the United States Olympic Committee Athlete Career and Education Strategic Working Group and the NCAA Football Issues Committee, which he chaired. A former member of the Phi Delta Theta Foundation Board of Trustees, he is a highly requested speaker at annual conventions and continuing education institutes. In November 2011, his hometown recognized him by selecting him for the Broward County (Fla.) Sports Hall of Fame.

His involvement in the local community has led to service with civic clubs, churches and charities, including the United Way of Norman, recently serving his third term as OU's campus co-chair, which resulted in the highest recorded contributions ever by faculty, staff and students to the United Way of Norman's annual campaign. He encourages student-athletes and athletics staff to participate in those efforts as well, and in 2015-16, OU Athletics representatives logged more than 5,000 hours of community service.

A native of Fort Lauderdale, Fla., Castiglione is married to the former Kristen Bartel, a 1990 graduate of the University of Missouri. They are the parents of two sons, Joseph, Jr., who is a junior at OU, and Jonathan, who is a junior in high school.



ATHLETICS ADMINISTRATION

7 NATIONAL CHAMPIONSHIPS

10 BIG 12 CHAMPIONSHIPS



JOE CASTIGLIONE

Vice President for Intercollegiate Athletics Programs and Director of Athletics



LARRY NAIFEH

Executive Associate Director of Athletics



JASON LEONARD

Executive Director of Compliance



LUTHER LEE

Senior Associate AD, Business/CFO



CAROL LUDVIGSON

Senior Associate AD, Student-Athlete Development



MIKE MEADE

Senior Associate AD, Academic Services



KENNY MOSSMAN

Senior Associate AD, External Operations



LINDY ROBERTS-IVY

Senior Associate AD, Events and Facilities (SWA)



ZAC SELMON

Senior Associate AD, Administration and Development



GREG TIPTON

Senior Associate AD, Internal Operations



BRANDON MEIER

Associate AD, Broadcast Operations



McK WILLIAMS

Associate AD, Development



BRAD CAMP

Assistant AD, Equipment Operations



DANNY DAVIS

Assistant AD, Events and Facilities



BRANDON HALL

Assistant AD, Business Operations



MIKE HOUCK

Assistant AD, Strategic Communications



MATT McMILLEN

Assistant AD, Football Operations



PATRICK NOWLIN

Assistant AD, Ticket Sales and Operations



MATT SCHAEPERKOETTER

Assistant AD, Development



JULIANA SMITH

Assistant AD, Human Resources and Administrative Engagement



BOB STOOPS

Special Assistant to the Athletics Director



JOE WASHINGTON

Special Assistant to the Athletics Director; Executive Director, Varsity O Association

OU ATHLETICS DEPARTMENT

The mission of the University of Oklahoma Athletics Department is to inspire champions today and prepare leaders for tomorrow by providing an excellent environment to enable student-athletes to achieve their highest academic, athletic and personal aspirations.

CORE VALUES

Masterful Accountable Gracious Inclusive Competitive

PHILOSOPHY

The University of Oklahoma Athletics Department promotes excellence in athletics without compromising excellence in academics or integrity in its commitment to rules or conduct. Student-athletes are encouraged by the coaching and administrative staff to maintain a balance between athletics, academics and the social aspects of college.

It is believed that athletics participation gives an added dimension to the student's overall college experience and provides an opportunity for social, moral, emotional and cultural growth and development.

The athletics programs strive to create traits that, once acquired, will carry over and benefit student-athletes in their personal and professional endeavors. The University of Oklahoma maintains a tradition of excellence in intercollegiate sports.



The Prentice Gautt Academic Center provides student-athletes with a modern, state-of-the-art academic support facility that promotes excellence. The environment encourages a collaboration between staff members and student-athletes. In addition, it is highly conducive to learning in all areas of students' academic endeavors and features a variety of learning centers.

Located on the second and third floors in the north end of Gaylord Family – Oklahoma Memorial Stadium, the Academic Center houses academic advising offices, a computer center and learning and skill development centers for reading, study skills, math, foreign languages and career preparation.

ACADEMIC ADVISING

Athletics Academic Advising is considered a campus-advising unit. It is conveniently located within the Academic Center. The athletics department employs seven professional, full-time advisors who support student-athletes through the educational process.

It is important that student-athletes utilize these services. Advisors assist student-athletes with planning their class schedules and deciding on a degree program that will suit their needs. In addition, they help student-athletes with career planning, setting academic goals, academic support strategies and personal counseling.

KERR SOONER CAREER CENTER

Whether student-athletes are freshmen, sophomores, juniors, seniors or alumni, they will benefit from the services of the Kerr Sooner Career Center. It provides a system of services that educates and guides students through the career development process.

The Career Center is dedicated to helping student-athletes make the transition from college to career by developing an individualized career plan. Opportunities are provided for student-athletes to gain the knowledge and skills necessary for resume writing and interviewing techniques. The center is also linked to OU Career Services on campus, which offers effective job-hunting skills, on-line resume services, training and career resources.

KERR FOUNDATION COMPUTER CENTER

Computers are an integral part of the learning experience. The Computer Center meets the technological needs of each student-athlete, while supplying state-of-the-art equipment along with the support necessary to succeed.

The Computer Center provides student-athletes with access to desktop and laptop machines that include a complete array of educational software to help them excel in the classroom. The same resources are available through the laptop program, and are available for check-out for weekends, holidays, team travel and other academic needs.

KERR FOUNDATION FOREIGN LANGUAGE CENTER

The Foreign Language Center offers a multi-media environment designed to enhance the learning experience in all foreign languages offered, including Native American languages and English as a second language. Tutors are available during lab hours to clarify grammatical concepts and to engage in conversation practice in the target language.

In addition to learning a second language in the Foreign Language Center, student-athletes can gather information and prepare to participate in one of the university's study abroad programs.

ACADEMIC MENTORING PROGRAM

An Academic Mentor works with student-athletes in individualized sessions on different skills that are important in developing the whole student. One of the most essential skills that is encouraged and practiced in a mentor session is time management. Student-athletes have a steep learning curve when trying to balance academics and athletics, so it is pertinent to learn this skill to become successful students and athletes.

Mentors also help students learn useful study techniques such as note-taking and test-taking strategies as well as improve problem solving strategies. They teach students how to utilize their unique learning style to maximize the time spent studying for their classes.

MATH AND TUTORING CENTER

The tutoring program provides support with all levels of math concepts and problems to help review material introduced in class. Tutors are available to assist student-athletes in all subject areas, for individual or small group sessions.

As a supplement to class instruction, the center provides all levels of math computations, concepts, and problems in order to help review course material, and offers personal and group tutoring sessions to reinforce math concepts.

THOMPSON WRITING CENTER

The Writing Center offers one-on-one conferences focused on writing for all disciplines, and can assist with the organization, style, and clarity of papers. Writing consultants can help review basic writing strategies, develop proofreading skills and help students become better writers.

The goal is to help student-athletes develop the strategies they need to be successful by encouraging the use of the center for all facets of the learning and writing processes encountered in college.





ACADEMICS/STUDENT LIFE





7 NATIONAL CHAMPIONSHIPS


10 BIG 12 CHAMPIONSHIPS

ACADEMICS STAFF

	JAMES TROXEL Director of Student-Athlete Advising
	JAYE RIDEAUX Associate Director for Athletics Academic Services
	ERIC BAILEY Athletics Academic Advisor (Football)
	BOBBY TRUJILLO Athletics Academic Advisor (Football)
	KELCEY COLE Athletics Academic Advisor
	KATIE McINTYRE Athletics Academic Advisor
	JAKE PETTY Athletics Academic Advisor
	TERRI MOYER Coordinator of Academics Operations and Events
	ANTHONY CHAMBLISS Learning Resources Coordinator
	ANN DEAL Academics Administrative Assistant
	JENNIFER JARVIS-DENNY Foreign Language Center Coordinator
	JANET JONES Learning Specialist
	MADDIE STEIN Support Services Coordinator

STUDENT LIFE STAFF

	TERESA TURNER Director of the Student-Athlete Experience
	TIFFANY BYRD Director of Sports Nutrition
	BRYAN HINNEN Director of Headington Hall
	SHEA MANN Headington Hall Coordinator
	CODY COMMANDER Director of PROS (Psychological Resources)
	BRAD FOLTZ Assistant Director of PROS
	RICKI WALKER Assistant Director of PROS



ERICK WREN



OKLAHOMA SOONERS

While many people know the nickname Oklahoma Sooners is uniquely linked to the University of Oklahoma and has become synonymous with excellence, some aren't aware of the roots, which reach to our state's Indian Territory origins. Originally the home of several tribal nations of the Southern Plains, Congress set aside Indian Territory in 1830 as part of its forcible relocation of numerous tribal nations from their ancestral homelands via the Trail of Tears. Following the U.S. Civil War, some tribal nations lost portions of their new land in Indian Territory due to renegotiated treaties, which became known as the Unassigned Lands.

Pioneers, known as Boomers, vigorously campaigned to settle the Unassigned Lands, which were later incorporated into Oklahoma Territory. Oklahoma Territory and Indian Territory became known as the Twin Territories. Famously, Oklahoma Territory was opened for settlement through land claims races, or Land Runs, and in 1889, thousands made their way to the Twin Territories to participate in the first of these dramatic events. Each race began with a pistol shot, and those who jumped the gun were called Sooners. Later, Indian Territory was opened for non-native settlement, and in 1907 the Twin Territories were merged into one state – Oklahoma – which is the joining of two Choctaw words, "okla" and "homma," meaning "red people" or American Indian.

Due to the enthusiasm of many pioneers and their descendants, Sooner came to denote energetic, "can-do" individuals. The university embraces the complexity of our heritage. OU athletics teams were called either Rough Riders or Boomers for 10 years before the current Oklahoma Sooner nickname emerged in 1908. Taken together, Oklahoma Sooners reflects our state's American Indian and pioneer heritage and, today, symbolizes a special university spirit that values resilience and perseverance as well as the inclusivity that unites all who are a part of the University of Oklahoma family.

CRIMSON AND CREAM

In the fall of 1895, Miss May Overstreet was asked to chair a committee to select the colors of the university. The committee decided the colors should be crimson and cream and an elaborate display of the colors was draped above a platform before the student body. The students approved with great enthusiasm and immediately pennants, banners and decorations of every description appeared on the streets, in the windows, at chapel, in classrooms and all public places around campus.

SOONER SCHOONER

The Sooner Schooner is a Conestoga, or covered wagon, reminiscent of the mode of travel used by pioneers who settled Oklahoma. The Schooner is powered by matching white ponies named Boomer and Sooner, and it ventures onto Owen Field in a

triumphant victory ride after OU scores. Although the Schooner was introduced in 1964, it did not become the official mascot until 1980. The Schooner is well-recognized by college athletics fans across the country and makes regular appearances at university functions.

BOOMER SOONER!

In 1905, Arthur M. Alden, a student in history and physiology whose father was a Norman jeweler, wrote the lyrics to the fight song, borrowing the tune from Yale University's 'Boola Boola' but improvising the words. A year later, an addition was made to it from North Carolina's 'I'm a Tarheel Born' and the two combined to form the university's fight song today. Though the tune was first made known by Yale, the everlasting success of Sooner squads has taken the melody of 'Boomer Sooner' to national popularity.

OKLAHOMA!

The Pride of Oklahoma plays perhaps the most popular and recognizable state song in history. *Oklahoma!* is the final rousing chorus of Rodgers and Hammerstein's epic musical. Breaking all Broadway box office records when it opened in 1943, *Oklahoma!* was the first collaboration between the legendary pair who were awarded a Pulitzer Prize for their seminal work.

THE OU CHANT

Every fan who wears the official colors, each current student and student-athlete and all OU alumni are encouraged to stand and raise one finger in the air during the playing of the Chant – a symbolic gesture that shows the greatness of the university and the unity between all Sooners. The Chant was written in 1936 by Jessie Lone Clarkson Gilkey, who directed the OU girl's glee club from 1936 to 1938 and was voted Outstanding Faculty Woman in 1937.

*O-K-L-A-H-O-M-A
Our chant rolls on and on!
Thousands strong
Join heart and song
In alma mater's praise
Of campus beautiful by day and night
Of colors proudly gleaming Red and White
'Neath a western sky
OU's chant will never die.
Live on University!*



STAY UP TO DATE WITH OKLAHOMA FOOTBALL ON SOCIAL MEDIA



OKLAHOMAFOOTBALL



@OU_FOOTBALL



OU_FOOTBALL



OU.FOOTBALL

GAYLORD FAMILY OKLAHOMA MEMORIAL STADIUM



READY FOR THE 2017 SEASON

A 132,000-square-foot football complex featuring a new locker room, training room, nutrition area, coaches' offices and player meeting rooms.

A 32,582-square-foot strength and conditioning facility that is triple the size of the former weight room and features a 70-yard indoor turfed speed and agility training area.



7 NATIONAL CHAMPIONSHIPS

46 CONFERENCE CHAMPIONSHIPS



SOONERS

74 NATIONAL AWARD WINNERS



158 FIRST-TEAM ALL-AMERICANS

SEPT. 2 // UTEP // NORMAN

SEPT. 9 // AT OHIO STATE // COLUMBUS, OHIO

SEPT. 16 // TULANE // NORMAN

SEPT. 23 // AT BAYLOR // WACO, TEXAS

OCT. 7 // IOWA STATE // NORMAN

OCT. 14 // VS. TEXAS // DALLAS, TEXAS

OCT. 21 // AT KANSAS STATE // MANHATTAN, KAN.

OCT. 28 // TEXAS TECH // NORMAN

NOV. 4 // AT OKLAHOMA STATE // STILLWATER, OKLA.

NOV. 11 // TCU // NORMAN

NOV. 18 // AT KANSAS // LAWRENCE, KAN.

NOV. 25 // WEST VIRGINIA // NORMAN

DEC. 1 or 2 // BIG 12 CHAMPIONSHIP GAME // ARLINGTON, TEXAS

THERE'S ONLY ONE OKLAHOMA



2000



2002



2004



2006



2007



2008



2010



2012



2015



2016

10-TIME BIG 12 CONFERENCE CHAMPIONS