

# 2017 HUSKIE FOOTBALL



Max Scharping  
RS-Jr. • Left Tackle

A football player in a white NIU jersey with the number 72, wearing a white helmet with a black face mask. The jersey features the NIU logo and an Adidas logo.



Shane Wimann  
RS-Sr. • Tight End

A football player in a red NIU jersey with the number 35, wearing a black helmet with a white face mask. The jersey features the NIU logo and an Adidas logo.



Luke Shively  
RS-Jr. • Center

A football player in a white NIU jersey with the number 64, wearing a white helmet with a black face mask. The jersey features the NIU logo, an Adidas logo, and an American flag patch.



Shawun Lurry  
Sr. • Cornerback

A football player in a red NIU jersey with the number 19, wearing a black helmet with a white face mask. The jersey features the NIU logo, an Adidas logo, and an American flag patch. The player has visible tattoos on his left arm.



# NIU FOOTBALL

2017 NORTHERN ILLINOIS UNIVERSITY HUSKIES

## 2017 SCHEDULE

Day, Date	Opponent (TV)	Time (CT)
Fri., Sept. 1	BOSTON COLLEGE (CBSSN)	8:30 p.m.
Sat., Sept. 9	EASTERN ILLINOIS	2:30 p.m.
Sat., Sept. 16	at Nebraska (FS1)	11 a.m.
Sat., Sept. 30	at San Diego State (CBSSN)	9:30 p.m.
Sat., Oct. 7	KENT STATE* - HC	2:30 p.m.
Sat., Oct. 14	at Buffalo*	TBA
Sat., Oct. 21	at Bowling Green*	TBA
Thu., Oct. 26	EASTERN MICHIGAN* (CBSSN/E3)	6 p.m.
Thu., Nov. 2	at Toledo* (ESPNU/CBSSN)	5 p.m.
Thu., Nov. 9	BALL STATE* (CBSSN)	6 p.m.
Wed., Nov. 15	WESTERN MICHIGAN* (CBSSN/ESPN2/U) 6/7 p.m.	
Fri., Nov. 24	at Central Michigan (ESPNU/3/CBSSN)	TBA
TBA	MAC Championship (TBA)	TBA
	Ford Field, Detroit, Mich.	

\*Mid-American Conference Game; All Times Central.

## HUSKIE FOOTBALL FACTS

2016 Record/MAC Record/Finish ..... 5-7/5-3/3rd West  
 Head Coach ..... Rod Carey  
 Record at NIU/Years ..... 36-19/5th  
 Career Record/Years ..... 36-19/5th  
 Alma Mater/Year ..... Indiana/1993  
 Basic Offense/Defense ..... Multiple/4-3  
 First Year of Football ..... 1899  
 All-Time Record ..... 571-483-51  
 Last Bowl Game ..... 2015 SDCCU Poinsettia Bowl  
 ..... Boise State 55, NIU 7  
 MAC Championship Appearances, Last ..... 7, 2015  
 Letterwinners Returning/Lost ..... 50/31  
 Starters Returning ..... 15 (5 offense, 8 defense, 2 specialists)  
 Starters Lost ..... 12 (5 offense, 6 defense, 1 specialist)

## NIU FACTS

Location ..... DeKalb, Illinois  
 Founded ..... 1895  
 Enrollment ..... 19,015  
 Affiliation ..... NCAA Football Bowl Subdivision  
 Conference ..... Mid-American (West Division)  
 Colors ..... Cardinal and Black  
 Nickname ..... Huskies  
 Stadium ..... Brigham Field at Huskie Stadium  
 Surface/Capacity ..... FieldTurf /23,595  
 Acting President ..... Lisa Freeman  
 Assoc. VP/Athletic Director ..... Sean T. Frazier  
 Alma Mater, Year ..... Alabama '92  
 Tickets ..... 815-753-PACK (7225)



Safety Myciel Allen is NIU's leading returning tackler for 2017 after making 61 stops with two interceptions and three tackles for loss a year ago.

## 2016 RESULTS

Overall: 5-7 (.417); Home: 2-4; Away: 3-3; Neutral: 0-0  
 MAC Record: 5-3 (.625); Home: 2-2; Road: 3-1

Day, Date	Opponent (TV)	Score	Attend.
Sat., Sept. 3	at Wyoming (CBS Sports Network)	L, 40-34 (3OT)	18,483
Sat., Sept. 10	at South Florida (CBS Sports Network)	L, 48-17	36,557
Sat., Sept. 17	SAN DIEGO STATE (CBS Sports Network)	L, 42-28	14,513
Sat., Sept. 24	WESTERN ILLINOIS (ESPN3)	L, 28-23	15,496
Sat., Oct. 1	at Ball State* (ESPN3)	W, 31-24	7,249
Sat., Oct. 8	at Western Michigan* (CBS Sports Network)	L, 45-30	28,042
Sat., Oct. 15	CENTRAL MICHIGAN* (ESPN3)	L, 34-28 (3OT)	8,495
Sat., Oct. 22	BUFFALO* (ESPN3)	W, 44-7	11,801
Tues., Nov. 1	BOWLING GREEN* (ESPNU)	W, 45-20	4,790
Weds., Nov. 9	TOLEDO* (ESPN2)	L, 31-24	10,180
Weds., Nov. 16	at Eastern Michigan* (ESPNU)	W, 31-24 (OT)	15,603
Fri., Nov. 25	at Kent State* (CBS Sports Network)	W, 31-21	4,450

\*Mid-American Conference Game; All Times Central.



NIU Huskies



@NIUathletics



niuhuskies



niuhuskiesdotcom

## — WEEKLY MEDIA SCHEDULE —

### MONDAY MAC COACHES' TELECONFERENCE

- NIU Head Coach Rod Carey will be on the call each week from 8:46-8:54 a.m. (Central).
- Replay available Monday afternoon on [www.MAC-sports.com](http://www.MAC-sports.com).
- For schedule and media call-in number, contact NIU or the Mid-American Conference.

### NIU WEEKLY PRESS CONFERENCE

- NIU will host a weekly press conference with Rod Carey and several Huskie players throughout the season.
- Press conferences are held Tuesdays (for Saturday games) at approximately 12:15 p.m. CT with telephone access available (contact NIU for call-in numbers).
- Press conference is held in the McCareins Auditorium, on the second floor of the Yordon Center in DeKalb.
- Quotes and video from the press conference are posted on [NIUHuskies.com](http://NIUHuskies.com).

### NIU PLAYER & COACH AVAILABILITY

- In general, Huskie players and coaches are available for interviews after practice on Tuesdays and Wednesdays (Saturday games).
- Please provide 24-hour notice for phone requests.
- Contact Donna Turner (for coaches) or Joe Summins (for players) to arrange interviews.

### PRACTICE COVERAGE

- NIU practices, held at Huskie Stadium or the Chessick Practice Center, are open to the media.
- Media are asked to remain in the end zone.
- Video shooting times may be limited.

### INFORMATION, VIDEO & PHOTO REQUESTS

- To be added to the NIU AthComm e-mail distribution list (media only), contact Donna Turner.
- Contact Joe Summins to request photos and/or video and for player interviews.
- Action shots from every Huskie football game are available for use by media; contact NIU for the URL.
- Media can find information on all MAC teams, including releases, depth charts, league stats, photos and more, online at [CollegePressBox.com](http://CollegePressBox.com).
- Accredited media should contact the NIU or MAC Office to obtain login information.

## NIU ATHLETICS COMMUNICATIONS

Donna Turner, Associate Athletic Director .....  
(FB Primary Contact)..... [donnaturner@niu.edu](mailto:donnaturner@niu.edu)  
.....815-753-9513 (o); 815-793-5474 (c)  
Jeremy Reid, Director of Communications....[jreid1@niu.edu](mailto:jreid1@niu.edu).  
.....815-753-3706 (o); 716-867-1908 (c)  
Joe Summins, Assoc. Director.....[jsummins@niu.edu](mailto:jsummins@niu.edu)  
(FB Secondary) .....815-753-9539 (o); 630-965-5213 (c)  
TBA, Asst. Director .....  
Hannah Ossman, Graduate Assistant.....[hossman1@niu.edu](mailto:hossman1@niu.edu)  
.....815-753-9572 (o)  
Brett Tudela, Intern.....[btudela1@niu.edu](mailto:btudela1@niu.edu)  
.....815-753-1708

## PERSONNEL CHART

### LETTERWINNERS RETURNING (50)

**Offense (22):** WR Chad Beebe, WR Christian Blake, TE Mitchell Brinkman, OL Dale Brown, WR D.J. Brown, TE Daniel Crawford, FB Aaron Fischer, QB Ryan Graham, TE Ty Harmston, TB Jordan Huff, TB Marcus Jones, TB Dwayne Milton, TB Tommy Mister, OL Ryan Roberts, WR Ezra Saffold, QB Daniel Santacaterina, OT Max Scharping, C Luke Shively, OG Jordan Steckler, WR Maalik Todd, DT Nathan Veloz#, TE Shane Wimann.

**Defense (25):** S Jackson Abresch, S Mycial Allen, S Adam Buirge, DT Herlandez Corley, DE Josh Corcoran, LB Lance Deveaux Jr., S Trayshon Foster, CB Tifonte Hunt, CB Daniel Isom, LB Jawuan Johnson, LB Bobby Jones IV, LB Antonio Jones-Davis, DT Marcus Kelly, DT William Lee, DT Ben LeRoy, CB Shawun Lurry, CB Mayomi Olootu Jr., LB Kyle Pugh, S Jimmy Russell, DE Joe Sanders, LB Alex Schwab, CB Albert Smalls, DE Sutton Smith, S Trequan Smith, DE Quintin Wynne.

**Specialists (3):** K Christian Hagan, P/K Josh Orne, LS Hayden Sak

### LETTERWINNERS LOST (31)

**Offense (15):** RB Joel Bouagnon, OL Ron Brown, OL Shane Evans, WR Clayton Glasper, WR Kenny Golladay, QB Drew Hare, OL Lincoln Howard, QB Anthony Maddie, WR Skyler Monaghan, OT Levon Myers, OG Josh Ruka, OG Mike Smith, WR Spencer Tears, TE Denzel Tolliver, WR Aregeros Turner

**Defense (14):** CB Damarius Brinson Jr., CB Anthony Brooks, LB Renard Cheren, LB Will Daniels, DE Ladell Fleming, LB Sean Folliard, DT Mario Jones, DB Corey Kennedy, S Brandon Mayes, DL Rajshawn Mosley, LB Jamaal Payton, DE Austin Smaha, DT Corey Thomas, DE Mikiel Thompson.

**Specialists (2):** P Jake Ambrose, LS Bobby Ramlet

### STARTERS\* RETURNING (15)

**Offense (5):** WR Christian Blake, OT Max Scharping, C Luke Shively, OG Jordan Steckler, TE Shane Wimann.

**Defense (8):** S Mycial Allen, DE Josh Corcoran, CB Daniel Isom, LB Bobby Jones IV, NG William Lee, CB Shawun Lurry, CB Mayomi Olootu, S Trequan Smith.

**Specialists (2):** K Christian Hagan, DS Hayden Sak.

### STARTERS\* LOST (12)

**Offense (5):** TB Joel Bouagnon, WR Kenny Golladay, OT Levon Myers, OG Josh Ruka, WR Aregeros Turner.

**Defense (6):** DE Ladell Fleming, LB Sean Folliard, DT Mario Jones, S Brandon Mayes, LB Jamaal Payton, DT Corey Thomas.

**Specialists (1):** P Jake Ambrose

### 2016 REDSHIRTS (20)

WR Chad Beebe^, QB Marcus Childers, CB Jaylen Embry, WR Ryan Gibbons, LB Andrew Gregory, OL Ezekiel Gueths, TB Tre Harbison, TE Ty Harmston^, DT Jack Heflin, TB Marcus Jones^, LB Corey Lersch, OL Benn Olson, K/P Josh Orne, WR Andrew Parchment, OL Brayden Patton, CB Albert Smalls^, QB Anthony Thompson, TE Maximilian Thrower, OL Austin Warner, WR Jauan Wesley.

^Medical redshirt in 2016. \*Started at least six (6) games. #Played defense in 2016.

## HUSKIE BITES



- The NIU Huskies return 50 letterwinners and 15 starters for 2017 - including eight defensive starters, five on offense and two specialists.
- NIU returns three starters, including All-America candidate Max Scharping, off an offensive line that led the FBS in fewest sacks allowed a year ago. The Huskies gave up just eight sacks in 2016.
- Three players remain in the hunt for the starting quarterback job for 2017 entering August drills. Junior Ryan Graham (eight career starts), sophomore Daniel Santacaterina (one start) and redshirt freshman Marcus Childers all took snaps with the number one offense in the spring.

- With 70 wins over the last seven seasons, NIU has averaged 10 victories per year between 2010-2016.
- The 2016 Huskies won four of their last five games to finish the season with a 5-7 record, and were 5-3 versus the MAC.
- Entering his fifth season as NIU head coach, Rod Carey ranks fourth all-time at the school in wins (36) and his winning percentage (.654) ranks second among coaches with at least 30 games coached at NIU. Carey has a school-record three wins over Big Ten teams and a 26-6 record in MAC games.
- NIU opens the 2017 season on Friday, Sept. 1 when Boston College becomes the first Atlantic Coast Conference team to visit Huskie Stadium since 2003. The non-conference schedule also includes the third meeting all-time between NIU and Nebraska (first since 1990).
- Two-time NIU All-American and 2013 Heisman Trophy finalist Jordan Lynch is one of three new members of the coaching staff for 2017. One of the top FBS running quarterbacks of all-time, Lynch is coaching the Huskie running backs. Jeff Knowles (linebackers) and Steve Crutchley (wide receivers) are the other new additions.
- Tight end Shane Wimann enters his senior season as the school record holder for touchdown catches in a season and in a career by a tight end. The Wisconsin Dells product scored six receiving touchdowns a year ago and has 10 career touchdown catches.
- Already the NIU record holder for single season and career interception return yards after leading the nation with nine interceptions during his All-America sophomore season, Shawun Lurry enters the 2017 season with 12 career interceptions and 27 pass break-ups. Lurry needs five interceptions and 12 pass break-ups to break the NIU career records in both categories.

## ON THE WATCH

In July, five 2016 Huskies were named to a total of eight preseason Watch Lists released by members of the National College Football Awards Association.

Shawun Lurry, CB, Senior .....Jim Thorpe Award  
*Best Defensive Back*  
 .....Bronko Nagurski Trophy  
*Best Defensive Player*

Max Scharping, OT, Junior .....Wuerffel Trophy  
*Community Service, Academics, Athletics*  
 .....Outland Trophy  
*Most Outstanding Lineman*

Luke Shively, C, Junior .....Rimington Trophy  
*Best Center*

Shane Wimann, TE, Senior.....John Mackey Award  
*Best Tight End*

## NIU LEADING RETURNERS

2016						
<u>Rushing</u>	GP	Att.	Yds.	Avg.	TD	
Jordan Huff, Sr.	12	111	703	6.3	5	
<u>Receiving</u>	GP	Rec.	Yds.	Avg.	TD	
Christian Blake, Sr.	12	34	457	13.4	2	
<u>Passing</u>	GP	C-A-I	Pct.	Yds.	TD	
Ryan Graham, Jr.	8	71-127-6	55.9	680	8	
<u>Kicking</u>	GP	FG-FGA	PAT	Pts	KO	Avg. TB
Christian Hagan, Sr.	12	11-18	45-46	78	68	61.8 20
<u>Tackles</u>	GP	UT-AT-Total	TFL-Yds.	QS-Yds.	PD	
Mycial Allen, Sr.	12	38-23-61	3.0-7	0-0	2	
Bobby Jones IV, Sr.	8	35-24-59	4.5-23	1.0-13	0	
<u>Pass Defense</u>	GP	UT-AT-Total	INT-Yds.	PBU		
Shawun Lurry	10	26-12-38	3-30	11		

Career						
GP	Att.	Yds.	Avg.	TD		
36	206	1,427	6.9	16		
GP	Rec.	Yds.	Avg.	TD		
35	42	530	12.6	2		
GP	C-A-I	Pct.	Yds.	TD		
18	126-229-9	55.0	1,371	14		
GP	FG-FGA	PAT	Pts	KO	Avg.	TB
32	34-48	120-123	222	121	60.6	33
GP	UT-AT-Total	TFL-Yds.	QS-Yds.	PD		
40	62-31-93	5.0-11	0-0	5		
36	77-49-126	9.0-39	3.5-23	1		
GP	UT-AT-Total	INT-Yds.	PBU			
37	71-26-97	12-303	27			

Career Games Played: 40 - Mycial Allen, S, Sr. and William Lee, DT, Sr.  
 Career Games Started: 28 - William Lee, DT; 26 - Max Scharping, OT, Jr.



## ALPHABETICAL ROSTER

No.	Name	Pos.	Hgt.	Wgt.	Yr.	Exp.	Hometown (HS/Previous School)
13	Jackson Abresch	S	6-1	201	Sr.-R	2L	Hartland, Wis. (Arrowhead)
20	Mycial Allen	S	5-11	198	Sr.-R	3L	Detroit, Mich. (King)
31	Jacob Ballain	K	6-0	180	Fr.	HS	Greenwood, Ind. (Whiteland)
82	Chad Beebe	WR	5-9	182	Sr.-R	3L	Aurora, Ill. (Aurora Christian)
86	Jalen Bey-McKie	WR	5-8	165	Fr.	HS	Gurnee, Ill. (Waukegan)
4	Christian Blake	WR	6-1	181	Sr.	3L	Ft. Lauderdale, Fla. (Cardinal Gibbons)
89	Mitchell Brinkman	TE	6-2	244	So.	1L	Council Bluffs, Iowa (Lewis Central)
76	Dale Brown	OL	6-3	307	Jr.-R	2L	Lee's Summit, Mo. (Lee's Summit West)
40	Drequan Brown	LB	6-3	215	Jr.-R	TR	Park Forest, Ill. (Bremen/Independence [Kans.] CC)
10	D.J. Brown	WR	5-9	181	Jr.	2L	North Little Rock, Ark. (North Little Rock)
29	Adam Buirge	S	6-0	205	So.-R	1L	Minneapolis, Minn. (Park Center)
15	Marcus Childers	QB	6-0	229	Fr.-R	RS	Adairsville, Ga. (Adairsville)
45	Jordan Cole	LB	6-2	190	Fr.	HS	Ferguson, Mo. (McCluer South-Berkeley)
12	Josh Corcoran	DE	6-3	250	Jr.	2L	Lakeville, Minn. (Lakeville South)
97	Herlandez Corley	DT	6-2	287	Jr.-R	2L	Mobile, Ala. (McGill-Toolen)
38	Jaquis Covington	CB	5-11	161	So.-R	WO	Plainfield, Ill. (Plainfield North)
88	Daniel Crawford	TE	6-1	242	So.-R	1L	Macomb, Mich. (Dakota)
74	Calvin Dassow	OL	6-7	310	Fr.	HS	Menominee Falls, Wis. (Sussex Hamilton)
37	Lance Deveaux Jr.	LB	6-0	202	So.	1L	Pompano Beach, Fla. (St. Thomas Aquinas)
3	Jalen Embry	CB	6-0	194	Jr.-R	1Sq	Detroit, Mich. (M.L. King/Iowa Central CC)
36	Matt Ference	P	5-11	180	Fr.	HS	St. Louis, Mo. (Lafayette)
33	Aaron Fischer	FB	5-10	239	Jr.-R	1L	Sun Prairie, Wis. (Sun Prairie)
11	Trayshon Foster	S	5-11	192	So.-R	1L	Tuscaloosa, Ala. (Tuscaloosa Academy)
46	Rayshawn Gay	LB	6-2	200	Fr.	HS	Maywood, Ill. (Proviso East)
85	Ryan Gibbons	WR	5-11	178	Fr.-R	RS	Park Ridge, Ill. (Maine South)
17	Ryan Graham	QB	6-1	212	Jr.-R	2L	Wheaton, Ill. (Wheaton Warrenville South)
42	Andrew Gregory	LB	6-1	213	Fr.-R	RS	Normal, Ill. (Normal Community)
63	Ezekiel Gueths	OL	6-5	302	Fr.-R	RS	Shawano, Wis. (Shawano Community)
34	Christian Hagan	K	6-0	188	Sr.	3L	Omaha, Neb. (Westside)
6	Rodney Hall	QB	6-2	212	Fr.	HS	Detroit, Mich. (Cass Tech)
5	Tre Harbison	TB	5-10	221	Fr.-R	RS	Shelby, N.C. (Crest/Virginia)
84	Ty Harmston	TE	6-4	258	Jr.-R	2L	Stockton, Ill. (Stockton)
71	Isaac Hawn	OL	6-6	302	Fr.	HS	St. Charles, Ill. (St. Charles North)
98	Jack Heflin	DT	6-3	296	Fr.-R	RS	Prophetstown, Ill. (Erie-Prophetstown)
52	Jake Hlava	DE	6-2	240	So.-R	2Sq	Batavia, Ill. (Batavia)
39	Jaden Huff	S	5-9	190	Sr.	GTR	Bolingbrook, Ill. (Bolingbrook/St. Cloud State)
23	Jordan Huff	TB	5-11	224	Sr.-R	3L	Mobile, Ala. (St. Paul's Episcopal)
75	Vince Hughes	OL	6-4	290	So.-R	2Sq	Franklin, Wis. (Franklin)
30	Tifonte Hunt	CB	5-9	172	Jr.-R	2L	Harvey, Ill. (Thornton Township)
39	Daniel Isom	CB	5-10	173	So.	1L	St. Louis, Missouri (St. Louis University)
7	Jawuan Johnson	LB	5-11	218	Jr.-R	2L	East St. Louis, Ill. (New Boston [Texas])
6	Bobby Jones IV	LB	6-0	220	Sr.-R	3L	Miami Gardens, Fla. (Monsignor Pace)
21	Marcus Jones	TB	5-8	202	So.-R	1L	Evergreen Park, Ill. (Brother Rice)
48	Antonio Jones-Davis	LB	5-10	218	So.-R	1L	Vero Beach, Fla. (Vero Beach)
96	Marcus Kelly	DT	6-2	272	So.-R	1L	Waukesha, Wis. (West)
47	Michael Kennedy	LB	6-1	200	Fr.	HS	Chicago, Ill. (Mt. Carmel)
55	Weston Kramer	DT	6-2	280	Fr.	HS	Naperville, Ill. (Marmion Academy)
50	Vinny Labus	LS	6-2	232	Fr.	HS	Park Ridge Ill. (Maine South)
90	William Lee	DT	6-2	301	Sr.-R	3L	Indianapolis, Ind. (Arsenal Tech)
99	Ben LeRoy	DT	6-2	280	So.	1L	Wilmette, Ill. (Loyola Academy)
44	Corey Lersch	LB	6-2	230	Fr.-R	RS	McHenry, Ill. (McHenry)
41	Matt Lorbeck	DE	6-3	225	Fr.	HS	Green Bay, Wis. (Bay Port)
19	Shawun Lurry	CB	5-8	178	Sr.	3L	West Palm Beach, Fla. (W.T. Dwyer)
78	Josh Mailloux	OL	6-5	280	So.-R	1Sq	Mount Prospect, Ill. (Hersey)
37	Dwayne Milton	TB	5-8	169	Jr.-R	1L	Machesney Park, Ill. (Harlem)



# 2017 NIU HUSKIES FOOTBALL

## ALPHABETICAL ROSTER (2)

No.	Name	Pos.	Hgt.	Wgt.	Yr.	Exp.	Hometown (High School)
26	Tommy Mister	TB	6-0	203	Jr.-R	1L	Chicago, Ill. (St. Rita/Indiana)
28	Jordan Nettles	RB	5-9	185	Fr.	HS	Romeoville, Ill. (Romeoville)
93	Justin Nwachukwu	DT	6-2	284	Jr.	JC	Raleigh, N.C. (Heritage/Butler CC)
5	Mayomi Olootu, Jr.	CB	5-9	179	Sr.	3L	Allen, Texas (Allen)
61	Benn Olson	OL	6-4	291	Fr.-R	RS	Burnsville, Minn. (Burnsville)
25	Josh Orne	P/K	6-0	235	Sr.-R	2L	Wales, Wis. (Kettle Moraine)
8	Andrew Parchment	WR	6-2	176	Fr.-R	RS	Fort Lauderdale, Fla. (Cypress Bay)
2	Jonathan Parker	WR	5-8	185	Sr.-R	GTR	St. Louis, Mo. (Christian Brothers/Iowa)
58	Brayden Patton	OL	6-4	304	Fr.-R	RS	Ellettsville, Ind. (Edgewood)
57	Kyle Pugh	LB	5-11	218	So.-R	1L	Chicago Heights, Ill. (Bloom Township)
66	Mylan Reeves	DT	6-4	320	Jr.-R	TR	Homewood, Ill. (Homewood Flossmoor/N. Michigan)
56	Ryan Roberts	OL	6-6	297	So.-R	1L	Northville, Mich. (Northville)
83	Dennis Robinson	WR	6-5	205	Fr.	HS	Hollywood, Fla. (South Broward)
81	Jordan Robinson	WR	6-3	186	Fr.	HS	Miami, Fl. (Norland)
32	Jimmy Russell	S	5-10	199	Sr.-R	3Sq	DeKalb, Ill. (DeKalb)
3	Ezra Saffold	WR	5-7	169	Sr.	3L	West Palm Beach, Fla. (W.T. Dwyer)
59	Hayden Sak	LS	6-2	254	Jr.	2L	Aurora, Ill. (West Aurora)
9	Joe Sanders	DE	6-4	259	Sr.-R	1L	LaGrange, Ga. (LaGrange/Highland CC)
7	Daniel Santacaterina	QB	6-1	205	So.-R	1L	Geneva, Ill. (Geneva)
73	Max Scharping	OT	6-6	312	Jr.-R	2L	Green Bay, Wis. (Southwest)
60	Alex Schlee	OL	6-4	309	So.-R	2Sq	Germantown, Wis. (Germantown)
91	Connor Schneider	DE	6-3	210	Fr.	HS	Granger, Ind. (Penn)
18	Alex Schwab	LB	6-1	217	Sr.-R	2L	New Berlin, Wis. (W. Allis Hale/SEMO)
64	Luke Shively	OL	6-2	286	Jr.-R	2L	Tipton, Ind. (Tipton)
1	Albert Smalls	CB	6-1	202	Jr.-R	2L	Miramar, Fla. (Monsignor Pace)
15	Sutton Smith	DE	6-0	217	So.-R	1L	Saint Charles, Mo. (Francis Howell)
24	Trequan Smith	S	5-11	180	So.-R	1L	Boynton Beach, Fla. (Boynton Beach)
42	Liam Soraghan	TE	6-7	241	Fr.	HS	Dearborn, Mich. (Divine Child)
72	Jordan Steckler	OL	6-4	311	So.-R	1L	Two Rivers, Wis. (Two Rivers)
92	A.J. Taylor	DE	6-2	273	So.-R	TR	Chicago, Ill. [IMG Academy (Fla.)/Murray State]
14	Spencer Tears	WR	6-0	185	So.-R	1L	Robbins, Ill. (H.L. Richards)
21	Dillon Thomas	S	6-2	175	Fr.	HS	Kansas City, Mo. (Park Hill South)
11	Anthony Thompson	QB	6-0	208	Fr.-R	RS	Chicago, Ill. (Mount Carmel)
87	Maximilian Thrower	TE	6-4	231	Fr.-R	RS	Royal Oak, Mich. (Shrine Catholic)
27	Maalik Todd	WR	5-8	156	Jr.-R	1L	Evanston, Ill. (Evanston Township)
18	Cole Tucker	WR	6-2	185	Fr.	HS	DeKalb, Ill. (DeKalb)
65	Nathan Veloz	OL	6-4	294	So.-R	1L	Oak Creek, Wis. (Oak Creek)
54	Austin Warner	OL	6-4	280	Fr.-R	RS	Oswego, Ill. (Oswego)
22	Dexter Warren	CB	6-0	175	Fr.	HS	Chicago, Ill. (Phillips)
62	Michael Warren	DE	6-0	217	Fr.	HS	Butler, N.J. (Butler)
43	Owen Weaver	DB/WR	6-0	195	Fr.	HS	Wilmington, Ill. (Wilmington HS)
77	Cole Webster	OL	6-7	292	Fr.	HS	Bettendorf, Iowa (Bettendorf)
94	Devin Webster	DT	6-3	304	Jr.	JC	Sun Prairie, Wis. (Sun Prairie/Arizona Western)
80	Kelly Weese	WR	6-3	187	Sr.-R	GTR	San Diego, Calif. (Mission Bay/College of DuPage)
9	Jauan Wesley	WR	5-11	182	Jr.-R	1Sq	Markham, Ill. (Thornton Township/Iowa State)
8	Mykelti Williams	S	6-1	205	So.-R	JC	Indianapolis, Ind. (Notre Dame/Iowa Western CC)
35	Shane Wimann	TE	6-4	248	Sr.-R	3L	Wisconsin Dells, Wis. (Wisconsin Dells)
53	Quintin Wynne	DE	6-1	237	So.-R	1L	St. Louis, Mo. (Christian Brothers)

KEY: RS -- Redshirted. Sq -- Squad member. L -- Letterman. HS -- High School. WO -- Walk-on (new). TR -- Transfer



## NUMERICAL ROSTER

No.	Name	Pos.	Hgt.	Wgt.	Yr.	Exp.	Hometown (High School)
1	Albert Smalls	CB	6-1	202	Jr.-R	2L	Miramar, Fla. (Monsignor Pace)
2	Jonathan Parker	WR	5-8	185	Sr.-R	GTR	St. Louis, Mo. (Christian Brothers/Iowa)
3	Ezra Saffold	WR	5-7	169	Sr.	3L	West Palm Beach, Fla. (W.T. Dwyer)
3	Jalen Embry	CB	6-0	194	Jr.-R	1Sq	Detroit, Mich. (M.L. King/Iowa Central CC)
4	Christian Blake	WR	6-1	181	Sr.	3L	Ft. Lauderdale, Fla. (Cardinal Gibbons)
5	Mayomi Olootu, Jr.	CB	5-9	179	Sr.	3L	Allen, Texas (Allen)
5	Tre Harbison	TB	5-10	221	Fr.-R	RS	Shelby, N.C. (Crest/Virginia)
6	Bobby Jones IV	LB	6-0	220	Sr.-R	3L	Miami Gardens, Fla. (Monsignor Pace)
6	Rodney Hall	QB	6-2	212	Fr.	HS	Detroit, Mich. (Cass Tech)
7	Daniel Santacaterina	QB	6-1	205	So.-R	1L	Geneva, Ill. (Geneva)
7	Jawuan Johnson	LB	5-11	218	Jr.-R	2L	East St. Louis, Ill. (New Boston [Texas])
8	Andrew Parchment	WR	6-2	176	Fr.-R	RS	Fort Lauderdale, Fla. (Cypress Bay)
8	Mykelti Williams	S	6-1	205	So.-R	JC	Indianapolis, Ind. (Notre Dame/Iowa Western CC)
9	Jauan Wesley	WR	5-11	182	Jr.-R	1Sq	Markham, Ill. (Thornton Township/Iowa State)
9	Joe Sanders	DE	6-4	259	Sr.-R	1L	LaGrange, Ga. (LaGrange/Highland CC)
10	D.J. Brown	WR	5-9	181	Jr.	2L	North Little Rock, Ark. (North Little Rock)
11	Anthony Thompson	QB	6-0	208	Fr.-R	RS	Chicago, Ill. (Mount Carmel)
11	Trayshon Foster	S	5-11	192	So.-R	1L	Tuscaloosa, Ala. (Tuscaloosa Academy)
12	Josh Corcoran	DE	6-3	250	Jr.	2L	Lakeville, Minn. (Lakeville South)
13	Jackson Abresch	S	6-1	201	Sr.-R	2L	Hartland, Wis. (Arrowhead)
14	Spencer Tears	WR	6-0	185	So.-R	1L	Robbins, Ill. (H.L. Richards)
15	Marcus Childers	QB	6-0	229	Fr.-R	RS	Adairsville, Ga. (Adairsville)
15	Sutton Smith	DE	6-0	217	So.-R	1L	Saint Charles, Mo. (Francis Howell)
17	Ryan Graham	QB	6-1	212	Jr.-R	2L	Wheaton, Ill. (Wheaton Warrenville South)
18	Alex Schwab	LB	6-1	217	Sr.-R	2L	New Berlin, Wis. (W. Allis Hale/SEMO)
18	Cole Tucker	WR	6-2	185	Fr.	HS	DeKalb, Ill. (DeKalb)
19	Shawun Lurry	CB	5-8	178	Sr.	3L	West Palm Beach, Fla. (W.T. Dwyer)
20	Mycial Allen	S	5-11	198	Sr.-R	3L	Detroit, Mich. (King)
21	Dillon Thomas	S	6-2	175	Fr.	HS	Kansas City, Mo. (Park Hill South)
21	Marcus Jones	TB	5-8	202	So.-R	1L	Evergreen Park, Ill. (Brother Rice)
22	Dexter Warren	CB	6-0	175	Fr.	HS	Chicago, Ill. (Phillips)
23	Jordan Huff	TB	5-11	224	Sr.-R	3L	Mobile, Ala. (St. Paul's Episcopal)
24	Trequan Smith	S	5-11	180	So.-R	1L	Boynton Beach, Fla. (Boynton Beach)
25	Josh Orne	P/K	6-0	235	Sr.-R	2L	Wales, Wis. (Kettle Moraine)
26	Tommy Mister	TB	6-0	203	Jr.-R	1L	Chicago, Ill. (St. Rita/Indiana)
27	Maalik Todd	WR	5-8	156	Jr.-R	1L	Evanston, Ill. (Evanston Township)
28	Jordan Nettles	RB	5-9	185	Fr.	HS	Romeoville, Ill. (Romeoville)
29	Adam Buirge	S	6-0	205	So.-R	1L	Minneapolis, Minn. (Park Center)
30	Tifonte Hunt	CB	5-9	172	Jr.-R	2L	Harvey, Ill. (Thornton Township)
31	Jacob Ballain	K	6-0	180	Fr.	HS	Greenwood, Ind. (Whiteland)
32	Jimmy Russell	S	5-10	199	Sr.-R	3Sq	DeKalb, Ill. (DeKalb)
33	Aaron Fischer	FB	5-10	239	Jr.-R	1L	Sun Prairie, Wis. (Sun Prairie)
34	Christian Hagan	K	6-0	188	Sr.	3L	Omaha, Neb. (Westside)
35	Shane Wimann	TE	6-4	248	Sr.-R	3L	Wisconsin Dells, Wis. (Wisconsin Dells)
36	Matt Ference	P	5-11	180	Fr.	HS	St. Louis, Mo. (Lafayette)
37	Dwayne Milton	TB	5-8	169	Jr.-R	1L	Machesney Park, Ill. (Harlem)
37	Lance Deveaux Jr.	LB	6-0	202	So.	1L	Pompano Beach, Fla. (St. Thomas Aquinas)
38	Jaquis Covington	CB	5-11	161	So.-R	WO	Plainfield, Ill. (Plainfield North)
39	Daniel Isom	CB	5-10	173	So.	1L	St. Louis, Missouri (St. Louis University)
39	Jaden Huff	S	5-9	190	Sr.	GTR	Bolingbrook, Ill. (Bolingbrook/St. Cloud State)
40	Drequan Brown	LB	6-3	215	Jr.-R	TR	Park Forest, Ill. (Bremen/Independence [Kans.] CC)
41	Matt Lorbeck	DE	6-3	225	Fr.	HS	Green Bay, Wis. (Bay Port)
42	Andrew Gregory	LB	6-1	213	Fr.-R	RS	Normal, Ill. (Normal Community)
42	Liam Soraghan	TE	6-7	241	Fr.	HS	Dearborn, Mich. (Divine Child)
43	Owen Weaver	DB/WR	6-0	195	Fr.	HS	Wilmington, Ill. (Wilmington HS)



# 2017 NIU HUSKIES FOOTBALL

## NUMERICAL ROSTER (2)

No.	Name	Pos.	Hgt.	Wgt.	Yr.	Exp.	Hometown (High School)
44	Corey Lersch	LB	6-2	230	Fr.-R	RS	McHenry, Ill. (McHenry)
45	Jordan Cole	LB	6-2	190	Fr.	HS	Ferguson, Mo. (McCluer South-Berkeley)
46	Rayshawn Gay	LB	6-2	200	Fr.	HS	Maywood, Ill. (Proviso East)
47	Michael Kennedy	LB	6-1	200	Fr.	HS	Chicago, Ill. (Mt. Carmel)
48	Antonio Jones-Davis	LB	5-10	218	So.-R	1L	Vero Beach, Fla. (Vero Beach)
50	Vinny Labus	LS	6-2	232	Fr.	HS	Park Ridge Ill. (Maine South)
52	Jake Hlava	DE	6-2	240	So.-R	2Sq	Batavia, Ill. (Batavia)
53	Quintin Wynne	DE	6-1	237	So.-R	1L	St. Louis, Mo. (Christian Brothers)
54	Austin Warner	OL	6-4	280	Fr.-R	RS	Oswego, Ill. (Oswego)
55	Weston Kramer	DT	6-2	280	Fr.	HS	Naperville, Ill. (Marmion Academy)
56	Ryan Roberts	OL	6-6	297	So.-R	1L	Northville, Mich. (Northville)
57	Kyle Pugh	LB	5-11	218	So.-R	1L	Chicago Heights, Ill. (Bloom Township)
58	Brayden Patton	OL	6-4	304	Fr.-R	RS	Ellettsville, Ind. (Edgewood)
59	Hayden Sak	LS	6-2	254	Jr.	2L	Aurora, Ill. (West Aurora)
60	Alex Schlee	OL	6-4	309	So.-R	2Sq	Germantown, Wis. (Germantown)
61	Benn Olson	OL	6-4	291	Fr.-R	RS	Burnsville, Minn. (Burnsville)
62	Michael Warren	DE	6-0	217	Fr.	HS	Butler, N.J. (Butler)
63	Ezekiel Gueths	OL	6-5	302	Fr.-R	RS	Shawano, Wis. (Shawano Community)
64	Luke Shively	OL	6-2	286	Jr.-R	2L	Tipton, Ind. (Tipton)
65	Nathan Veloz	OL	6-4	294	So.-R	1L	Oak Creek, Wis. (Oak Creek)
66	Mylan Reeves	DT	6-4	320	Jr.-R	TR	Homewood, Ill. (Homewood Flossmoor/N. Michigan)
71	Isaac Hawn	OL	6-6	302	Fr.	HS	St. Charles, Ill. (St. Charles North)
72	Jordan Steckler	OL	6-4	311	So.-R	1L	Two Rivers, Wis. (Two Rivers)
73	Max Scharping	OT	6-6	312	Jr.-R	2L	Green Bay, Wis. (Southwest)
74	Calvin Dassow	OL	6-7	310	Fr.	HS	Menominee Falls, Wis. (Sussex Hamilton)
75	Vince Hughes	OL	6-4	290	So.-R	2Sq	Franklin, Wis. (Franklin)
76	Dale Brown	OL	6-3	307	Jr.-R	2L	Lee's Summit, Mo. (Lee's Summit West)
77	Cole Webster	OL	6-7	292	Fr.	HS	Bettendorf, Iowa (Bettendorf)
78	Josh Mailloux	OL	6-5	280	So.-R	1Sq	Mount Prospect, Ill. (Hersey)
80	Kelly Weese	WR	6-3	187	Sr.-R	GTR	San Diego, Calif. (Mission Bay/College of DuPage)
81	Jordan Robinson	WR	6-3	186	Fr.	HS	Miami, Fl. (Norland)
82	Chad Beebe	WR	5-9	182	Sr.-R	3L	Aurora, Ill. (Aurora Christian)
83	Dennis Robinson	WR	6-5	205	Fr.	HS	Hollywood, Fla. (South Broward)
84	Ty Harmston	TE	6-4	258	Jr.-R	2L	Stockton, Ill. (Stockton)
85	Ryan Gibbons	WR	5-11	178	Fr.-R	RS	Park Ridge, Ill. (Maine South)
86	Jalen Bey-McKie	WR	5-8	165	Fr.	HS	Gurnee, Ill. (Waukegan)
87	Maximilian Thrower	TE	6-4	231	Fr.-R	RS	Royal Oak, Mich. (Shrine Catholic)
88	Daniel Crawford	TE	6-1	242	So.-R	1L	Macomb, Mich. (Dakota)
89	Mitchell Brinkman	TE	6-2	244	So.	1L	Council Bluffs, Iowa (Lewis Central)
90	William Lee	DT	6-2	301	Sr.-R	3L	Indianapolis, Ind. (Arsenal Tech)
91	Connor Schneider	DE	6-3	210	Fr.	HS	Granger, Ind. (Penn)
92	A.J. Taylor	DE	6-2	273	So.-R	TR	Chicago, Ill. [IMG Academy (Fla.)/Murray State]
93	Justin Nwachukwu	DT	6-2	284	Jr.	JC	Raleigh, N.C (Heritage/Butler CC)
94	Devin Webster	DT	6-3	304	Jr.	JC	Sun Prairie, Wis. (Sun Prairie/Arizona Western)
96	Marcus Kelly	DT	6-2	272	So.-R	1L	Waukesha, Wis. (West)
97	Herlandez Corley	DT	6-2	287	Jr.-R	2L	Mobile, Ala. (McGill-Toolen)
98	Jack Heflin	DT	6-3	296	Fr.-R	RS	Prophetstown, Ill. (Erie-Prophetstown)
99	Ben LeRoy	DT	6-2	280	So.	1L	Wilmette, Ill. (Loyola Academy)

KEY: RS -- Has already used a redshirt season. Sq -- Squad member. L -- Letterman. HS -- High School. WO -- Walk-on (new).  
TR -- Transfer. GTR -- Grad Transfer



# 2017 NIU HUSKIES FOOTBALL

## HOMETOWN ROSTER

### ILLINOIS ..... 39

Aurora	2	Chad Beebe, Hayden Sak
Batavia	1	Jake Hlava
Bolingbrook	1	Jaden Huff
Chicago	5	Michael Kennedy, Tommy Mister, A.J. Taylor, Anthony Thompson, Dexter Warren
Chicago Heights	1	Kyle Pugh
DeKalb	2	Jimmy Russell, Cole Tucker
East St. Louis	1	Jawaun Johnson
Evergreen Park	1	Marcus Jones
Evanston	1	Maalik Todd
Geneva	1	Daniel Santacaterina
Gurnee	1	Jalen Bey-McKie
Harvey	1	Tifonte Hunt
Homewood	1	Mylan Reeves
Machesney Park	1	Dwayne Milton
Markham	1	Jauan Wesley
Maywood	1	Rayshawn Gay
McHenry	1	Corey Lersch
Mount Prospect	1	Josh Mailloux
Naperville	1	Weston Kramer
Normal	1	Andrew Gregory
Oswego	1	Austin Warner
Park Foreset	1	Drequan Brown
Park Ridge	2	Ryan Gibbons, Vinny Labus
Plainfield	1	Jaquis Covington
Prophetstown	1	Jack Heflin
Robbins	1	Spencer Tears
Romeoville	1	Jordan Nettles
St. Charles	1	Isaac Hawn
Stockton	1	Ty Harmston
Wheaton	1	Ryan Graham
Wilmette	1	Ben LeRoy
Wilmington	1	Owen Weaver

### WISCONSIN ..... 15

Franklin	1	Vince Hughes
Germantown	1	Alex Schlee
Green Bay	2	Matt Lorbeck, Max Scharping
Hartland	1	Jackson Abresch
Menominee Falls	1	Calvin Dassow
New Berlin	1	Alex Schwab
Oak Creek	1	Nathan Veloz
Shawano	1	Ezekiel Gueths
Sun Prairie	2	Aaron Fischer, Devin Webster
Two Rivers	1	Jordan Steckler
Wales	1	Josh Orne
Waukesha	1	Marcus Kelly
Wisconsin Dells	1	Shane Wimann



NIU's 2017 roster features players from 17 different states.

### FLORIDA ..... 11

Boynton Beach	1	Trequan Smith
Ft. Lauderdale	3	Christian Blake, Lance DeVaux, Jr., Andrew Parchment
Hollywood	1	Dennis Robinson
Miami	1	Jordan Robinson
Miami Gardens	1	Bobby Jones IV
Miramar	1	Albert Smalls
Vero Beach	1	Antonio Jones-Davis
West Palm Beach	2	Shawun Lurry, Ezra Saffold

### MISSOURI ..... 8

Ferguson	1	Jordan Cole
Kansas City	1	Dillon Thomas
Lee's Summit	1	Dale Brown
St. Charles	1	Sutton Smith
St. Louis	4	Matt Ference, Daniel Isom, Jonathan Parker, Quintin Wynne

### MICHIGAN ..... 7

Dearborn	1	Liam Soraghan
Detroit	3	Mycial Allen, Jalen Embry, Rodney Hall
Macomb	1	Daniel Crawford
Northville	1	Ryan Roberts
Royal Oak	1	Maximilian Thrower

### INDIANA ..... 6

Granger	1	Connor Schneider
Greenwood	1	Jacob Ballain
Ellettsville	1	Brayden Patton
Indianapolis	2	William Lee, Mykelti Williams
Tipton	1	Luke Shively

### ALABAMA ..... 3

Mobile	2	Herlandez Corley, Jordan Huff
Tuscaloosa	1	Trayshon Foster

### MINNESOTA ..... 3

Burnsville	1	Benn Olson
Lakeville	1	Josh Corcoran
Minneapolis	1	Adam Buirge

### GEORGIA ..... 2

Adairsville	1	Marcus Childers
LaGrange	1	Joe Sanders

### IOWA ..... 2

Bettendorf	1	Cole Webster
Council Bluffs	1	Mitchell Brinkman

### NORTH CAROLINA ..... 2

Raleigh	1	Justin Nwachukwu
Shelby	1	Tre Harbison

### ARKANSAS ..... 1

North Little Rock	1	D.J. Brown
-------------------	---	------------

### CALIFORNIA ..... 1

San Diego	1	Kelly Weese
-----------	---	-------------

### NEBRASKA ..... 1

Omaha	1	Christian Hagan
-------	---	-----------------

### NEW JERSEY ..... 1

Butler	1	Michael Warren
--------	---	----------------

### TEXAS ..... 1

Allen	1	Mayomi Olootu
-------	---	---------------



# 2017 NIU HUSKIES FOOTBALL

## DEPTH CHART

### OFFENSE

	No.	Name	Hgt.	Wgt.	Yr.	Hometown (High School)
WR	82	Chad Beebe	5-9	182	Sr.-R	Aurora, Ill. (Aurora Christian)
	9	Jauan Wesley	5-11	182	Jr.-R	Markham, Ill. (Thornton Township/Iowa State)
WR	4	Christian Blake	6-1	181	Sr.	Ft. Lauderdale, Fla. (Cardinal Gibbons)
	8	Andrew Parchment	6-2	176	Fr.-R	Ft. Lauderdale, Fla. (Cypress Bay)
WR	10	D.J. Brown	5-9	181	Jr.	North Little Rock, Ark. (North Little Rock)
	3	Ezra Saffold	5-7	169	Sr.	West Palm Beach, Fla. (W.T. Dwyer)
TE	35	Shane Wimann	6-4	248	Sr.-R	Wisconsin Dells, Wis. (Wisconsin Dells)
	89	Mitchell Brinkman	6-2	244	So.	Council Bluffs, Iowa (Lewis Central)
<b>OR</b>	84	Ty Harmston	6-4	258	Jr.-R	Stockton, Ill. (Stockton)
TB	21	Marcus Jones	5-8	202	So.-R	Evergreen Park, Ill. (Brother Rice)
<b>OR</b>	23	Jordan Huff	5-11	224	Sr.-R	Mobile, Ala. (St. Paul's Episcopal)
	26	Tommy Mister	6-0	203	Jr.-R	Chicago, Ill. (St. Rita/Indiana)
QB	7	Daniel Santacaterina	6-1	205	So.-R	Geneva, Ill. (Geneva)
<b>OR</b>	17	Ryan Graham	6-1	212	Jr.-R	Wheaton, Ill. (Wheaton Warrenville South)
<b>OR</b>	15	Marcus Childers	6-0	229	Fr.-R	Adairsville, Ga. (Adairsville)
LT	73	Max Scharping	6-6	312	Jr.-R	Green Bay, Wis. (Southwest)
	63	Ezekiel Gueths	6-5	302	Fr.-R	Shawano, Wis. (Shawano Community)
LG	72	Jordan Steckler	6-4	311	So.-R	Two Rivers, Wis. (Two Rivers)
	58	Brayden Patton	6-4	304	Fr.-R	Ellettsville, Ind. (Edgewood)
C	64	Luke Shively	6-2	286	Jr.-R	Tipton, Ind. (Tipton)
	54	Austin Warner	6-4	280	Fr.-R	Oswego, Ill. (Oswego)
RG	71	Isaac Hawn	6-6	302	Fr.	St. Charles, Ill. (St. Charles North)
	65	Nathan Veloz	6-4	294	So.-R	Oak Creek, Wis. (Oak Creek)
RT	56	Ryan Roberts	6-6	297	So.-R	Northville, Mich. (Northville)
	76	Dale Brown	6-3	307	Jr.-R	Lee's Summit, Mo. (Lee's Summit West)

### DEFENSE

	No.	Name	Hgt.	Wgt.	Yr.	Hometown (High School)
DE	12	Josh Corcoran	6-3	250	Jr.	Lakeville, Minn. (Lakeville South)
	15	Sutton Smith	6-0	217	So.-R	Saint Charles, Mo. (Francis Howell)
DT	99	Ben LeRoy	6-2	280	So.	Wilmette, Ill. (Loyola Academy)
	90	William Lee	6-2	301	Sr.-R	Indianapolis, Ind. (Arsenal Tech)
NT	98	Jack Heflin	6-3	296	Fr.-R	Prophetstown, Ill. (Erie-Prophetstown)
	94	Devin Webster	6-3	304	Jr.	Sun Prairie, Wis. (Sun Prairie/Arizona Western)
DE	9	Joe Sanders	6-4	259	Sr.-R	LaGrange, Ga. (LaGrange/Highland CC)
	53	Quintin Wynne	6-1	237	So.-R	St. Louis, Mo. (Christian Brothers)
<b>OR</b>	52	Jake Hlava	6-2	240	So.-R	Batavia, Ill. (Batavia)
OLB	7	Jawuan Johnson	5-11	218	Jr.-R	East St. Louis, Ill. (New Boston [Texas])
	37	Lance Deveau Jr.	6-0	202	So.	Pompano Beach, Fla. (St. Thomas Aquinas)
MLB	57	Kyle Pugh	5-11	218	So.-R	Chicago Heights, Ill. (Bloom Township)
	18	Alex Schwab	6-1	217	Sr.-R	New Berlin, Wis. (W. Allis Hale/SEMO)
<b>OR</b>	44	Corey Lersch	6-2	230	Fr.-R	McHenry, Ill. (McHenry)
OLB	6	Bobby Jones IV	6-0	220	Sr.-R	Miami Gardens, Fla. (Monsignor Pace)
	48	Antonio Jones-Davis	5-10	218	So.-R	Vero Beach, Fla. (Vero Beach)
<b>OR</b>	42	Andrew Gregory	6-1	213	Fr.-R	Normal, Ill. (Normal Community)
CB	1	Albert Smalls	6-1	202	Jr.-R	Miramar, Fla. (Monsignor Pace)
	19	Shawun Lurry	5-8	178	Sr.	West Palm Beach, Fla. (W.T. Dwyer)
S	20	Mycial Allen	5-11	198	Sr.-R	Detroit, Mich. (King)
	13	Jackson Abresch	6-1	201	Sr.-R	Hartland, Wis. (Arrowhead)
S	24	Trequan Smith	5-11	180	So.-R	Boynton Beach, Fla. (Boynton Beach)
	11	Trayshon Foster	5-11	192	So.-R	Tuscaloosa, Ala. (Tuscaloosa Academy)
CB	3	Jalen Embry	6-0	194	Jr.-R	Detroit, Mich. (M.L. King/Iowa Central CC)
	5	Mayomi Olootu	5-9	179	Sr.	Allen, Texas (Allen)

### SPECIALISTS

	No.	Name	Hgt.	Wgt.	Yr.	Hometown (High School)
K	34	Christian Hagan	6-0	188	Sr.	Omaha, Neb. (Westside)
P	25	Josh Orne	6-0	235	Sr.-R	Wales, Wis. (Kettle Moraine)
LS	59	Hayden Sak	6-2	254	Jr.	Aurora, Ill. (West Aurora)
KR	4	Christian Blake	6-1	181	Sr.	Ft. Lauderdale, Fla. (Cardinal Gibbons)
<b>OR</b>	10	D.J. Brown	5-9	177	Jr.	North Little Rock, Ark. (North Little Rock)
PR	82	Chad Beebe	5-9	181	Sr.-R	Aurora, Ill. (Aurora Christian)

### PRONUNCIATIONS

Name	Pronunciation
Jackson Abresch	Obb-RESH
Mycial Allen	My-KALE
Jacob Ballain	Buh-LANE
Chad Beebe	B-B
Jalen Bey-McKie	BAY Mih-KEE
Drequan Brown	DRAY-kwon
Adam Buirge	BURJ
Marcus Childers	CHILL-ders
Calvin Dassow	DASS-oh
Lance Deveau Jr.	duh-VOE
Jalen Embry	JAY-lin
Matt Ference	FARE-ents
Ezekiel Gueths	uh-ZEEK-ee-ul GEETS
Christian Hagan	HAY-gin (hard g)
Tre Harbison	TRAY
Isaac Hawn	(rhymes with Yawn)
Jake Hlava	LAH-vuh
Tifonte Hunt	Tih-FON-TAY
Daniel Isom	ICE-sum
Jawaun Johnson	Juh-WAHN
Ben LeRoy	LEE-roy
Corey Lersch	Lersh
Shawun Lurry	Sha-WAHN LURR-ee
Josh Mailloux	MAY-loo
Justin Nwachukwu	wuh-CHOO-koo
Mayomi Olootu	MAY-YO-mee
	uh-LOH-too
Josh Orne	(rhymes with Corn)
Hayden Sak	SACK
Daniel Santacaterina	
	san-tuh-CAT-err-EEN-uh
Alex Schlee	SHLAY
Luke Shively	SHIVE-lee
Liam Soraghan	Lee-UM SORE-uh-HAN
Trequan Smith	TRAY-kwon
Spencer Tears	TEERS
Maalik Todd	Muh-LEEK
Nathan Veloz	vell-OHS
Jauan Wesley	Juh-WAHN
Mykelti Williams	Muh-KELL-tee
Shane Wimann	WHY-men
Quintin Wynne	WIN





---

# MEET THE COACHES

---



**ROD CAREY**

**Head Coach | Fifth Season  
Indiana (1993) | Seventh Season at NIU**

In four-plus years leading the Northern Illinois University football program, Head Coach Rod Carey has seen the Huskies achieve at the highest levels of the sport both athletically and academically, while ensuring that NIU's long-standing winning tradition continues. That tradition which has led NIU to become one of the winningest teams in the country this century, continues to build around #TheHardWay motto that has come to define Carey's program.

Carey's 36-19 record as NIU's head coach, and .655 winning percentage, rank the Midwest native among the very best to ever lead the Huskie program. In just four seasons, he is fourth on NIU's all-time wins list both in wins and winning percentage. His 36 wins are behind only NIU Hall of Fame coaches Chick Evans (1929-54), Howard Fletcher (1956-68) and Joe Novak (1996-2007).

Carey also is already climbing the Mid-American Conference coaching charts as his win percentage puts him in the all-time Top 15 in the league. With a 26-6 record – good for a .813 winning percentage – in MAC games, Carey is set to climb into the all-time Top 25 for league wins in 2017.

Under Carey, NIU has claimed three MAC West titles and won the 2014 MAC Championship. Overall, the Huskies have played in the league title game five times, with three wins, since Carey arrived in DeKalb as NIU's offensive coordinator in 2011. He also was a part of five of NIU's MAC-record eight consecutive bowl appearances between 2008-15.

Carey-led Huskie teams have three wins over Big Ten Conference teams – more than any of his predecessors. NIU posted a perfect 12-0 regular season record in 2013 behind quarterback Jordan Lynch, who Carey helped develop into the first Heisman Trophy finalist in NIU and

MAC history.

Lynch is one of six NIU players to achieve All-America recognition under Carey, while five Huskies have been drafted, including wide receiver Kenny Golladay, the record-setting receiver who was a third-round selection of the Detroit Lions in 2017.

In all, 16 Huskies from Carey's time at NIU have gone on to play professional football. Defensive back Jimmie Ward was a first-round draft choice of the San Francisco 49ers in 2014 while defensive tackle Ken Bishop and wide receiver Da'Ron Brown were drafted by the Dallas Cowboys and Kansas City Chiefs, respectively, in 2014 and 2015. Tommylee Lewis made the New Orleans Saints' roster in 2016 as a free agent pick-up.

Prolific offensive production has been a hallmark of Carey's seven seasons in DeKalb. In his first season at NIU in 2011, he coached a pair of All-American offensive lineman as center Scott Wedige and left tackle Trevor Olson were named All-Americans by CBSSports.com and Phil Steele's magazine, respectively. Three Huskies, including first-team selections Ward and Lynch, as well as Tommylee Lewis, earned All-America honors in 2013, while Lynch's historic career was capped by a record-breaking third-place finish in the Heisman Trophy voting and a trip to New York for the Heisman festivities.

Cornerback Shawun Lurry became the sixth NIU player to be named an All-American under Carey's guidance when he earned first team honors from the Football Writer's Association of America in 2015, making him just the second FWAA first-team All-American in NIU's FBS history. Huskies won the Vern Smith Award, presented annually to the MAC MVP, in each of Carey's first three years.



## ABOUT CAREY

### COACHING EXPERIENCE

2011-	NIU
	• Head Coach^ (2012-present)
	• Offensive Coordinator* (2012)
	• Offensive Line/Run Game Coord. (2012)
	• Offensive Line (2011)
2008-10	North Dakota (Offensive Line)
2007	Illinois State (Offensive Line)
2000-06	Wisconsin-Stout (Off. Coord./Off. Line)
1998-99	Minnesota (Graduate Assistant)

### POSTSEASON EXPERIENCE

2015	Poinsettia Bowl (NIU Head Coach)
2014	Boca Raton Bowl (NIU Head Coach)
2013	Poinsettia Bowl (NIU Head Coach)
2013	Orange Bowl (NIU Head Coach)
2012	GoDaddy.com Bowl (NIU)
2000	NCAA D-III Playoffs (UW-Stout)
1999	Sun Bowl (Minnesota)
1993	Independence Bowl (Indiana, Player)
1991	Copper Bowl (Indiana, Player)
1990	Peach Bowl (Indiana, Player)

### PLAYING EXPERIENCE

1989-93	Indiana (Center)
---------	------------------

### EDUCATION

College	B.A., Indiana, 1993
---------	---------------------

### PERSONAL

Birthdate	July 24, 1971
Birthplace	Madison, Wis.
Hometown	Wayzata, Minn.
Family	Wife, Tonya, daughter Kennedy; son Charlie.

^ – Named NIU's 22nd head football coach Dec. 2, 2012

\* – Assumed offensive coordinator duties Sept. 2, 2012

Over a four-month period in the fall of 2012, Rod Carey went from coaching NIU's offensive line, to offensive coordinator of one of the most explosive offenses in the country, to head coach of the first Mid-American Conference team to play in a Bowl Championship Series (BCS) bowl game.

Carey's promotion to head coach was announced on December 2, 2012, just minutes before NIU and the nation learned that the team had earned a historic bid to face Florida State in the 2013 Discover Orange Bowl. NIU became the first MAC team to play in a BCS game – the precursor to today's College Football Playoff.

The former Indiana offensive lineman "carried" the momentum of that magical 2012 campaign into 2013, when NIU's undefeated regular season included two wins over Big Ten teams – a 30-27 final-minute win over Iowa in the season opener and a 55-24 blowout victory at Purdue. Behind All-Americans Lynch and Ward, the Huskies spent 12 weeks in the Top 25 rankings and coasted through the league slate to win the MAC West title and advance to the MAC Championship game.

Following that season, Carey became the third NIU mentor to be named MAC Coach of the Year, following in the footsteps of Huskie greats Bill Mallory (1983) and Novak (2002), and was a semifinalist for the Maxwell Football Club Coach of the Year Award. He was the first MAC coach to win two games over Big Ten Conference opponents in one season.

Following Lynch's graduation, many wondered if Carey and the Huskies could continue their success in 2014. They answered the question in emphatic fashion, recording an 11-3 mark while winning another MAC Championship with a dominating 51-17 victory over Bowling Green in the title game. NIU posted another victory over a

Big Ten foe, winning at Northwestern, and 10 Huskies earned All-MAC honors.

The 2015 campaign saw NIU play four different quarterbacks due to injury en route to a return appearance in the MAC Championship game and the school's eighth consecutive bowl invitation, while last year's team faced similar injury issues under center before coming together to win four of its last five games and finish the league campaign with a 5-3 mark.

A fiery competitor, Carey's connection to NIU goes through Mallory as the former Huskie mentor was Carey's collegiate coach at Indiana University. Given that, he brought a healthy respect for NIU's history when he arrived, has worked to foster appreciation for the NIU tradition among the current Huskies and has made a special effort to connect with the football alumni.

That connection has extended to his coaching staff as Carey has hired recent Huskie student-athletes Lynch (2010-13) and Melvin Rice (2005-09) as assistant coaches. Two more NIU assistants – quarterbacks coach Craig Harmon, who played at NIU from 1998-2000, and offensive coordinator Mike Uremovich – both served as graduate assistant coaches for the Huskies under Novak in the early 2000s. Former running back Cameron Stingily joined the NIU staff this year as a graduate assistant coach as part of Carey's commitment to mentoring future generations of coaches.

Mallory was happy to see one of his former players take the reins of the Huskie program, and has been seen on the sidelines of several NIU games during his former player's tenure.

"I had the greatest respect for Rod as a player," Mallory said. "He had everything you want to see in a person and in a coach.

"He is a quality person, a great character individual, a good people



*Rod Carey was named the 23rd head coach in NIU Football history on December 2, 2012, just minutes before the Huskies became the first MAC team invited to play in a BCS bowl game.*



person and a caring individual, the qualities you like to see in a person and in a coach. He is very focused, he is a competitor, he knows his football and has an excellent coaching background."

In addition to connecting the past and present of Huskie football, Carey has continued to prioritize academic success and the development of each individual by providing community service opportunities and bringing in guest speakers to address issues from leadership to social media usage to life after football and beyond.

Under his leadership, NIU's Academic Progress Rate, Graduation Success Rate and team grade point average have continued to rank at the top of the MAC and in some cases, among the best in college football.

Carey joined the Huskies after three seasons coaching the offensive line at the University of North Dakota where his line paved the way for UND 1,000-yard rusher Josh Murray (1,146 yards) in 2008 and for the No. 2 running back in the Great West Conference a year later. The Fighting Sioux also passed for 2,000 yards in 2009.

Five of Carey's offensive linemen earned GWC all-conference honors in his last three seasons.

Prior to going to North Dakota, Carey spent the 2007 season as the offensive line coach at Illinois State. His Redbird offensive line featured three players that received professional football opportunities.



*The Carey Family: Charlie, Tonya, Rod, Kennedi*

From 2000-06, Carey served on the coaching staff at the University of Wisconsin-Stout, where he was the offensive coordinator and offensive line coach. His offensive units averaged nearly 400 yards per game during his seven seasons and set 14 records, including the all-time conference rushing record. He coached Blue Devils' offensive lineman Ben Knepper, one of the most decorated players ever at UW-Stout, to multiple All-American and all-conference honors. In all, Carey coached 26 all-conference selections and seven All-Americans during his time at UW-Stout.

Carey began his collegiate coaching career at the University of Minnesota (1998-99) where he helped the Gophers to their first bowl game in over a decade with a trip to the 1999 Sun Bowl. Prior to UM, he spent four seasons in the high school ranks at his alma mater, Wayzata (Minn.) High School, from 1994-97.

A three-year starter at center for Indiana during his collegiate playing days, Carey served as a team captain and won IU's Corby Davis Outstanding Offensive

Player Award as a senior. He earned his bachelor's degree from Indiana in 1994.

Carey and his wife Tonya have two children, daughter Kennedi (14) and son Charlie (11).

## CAREY'S COACHING RECORD

Year	School	W-L-T	Postseason	Responsibilities
1998	Minnesota	5-6-0		Graduate Assistant
1999	Minnesota	8-4-0	Sun Bowl	Graduate Assistant
<b>Minnesota Totals (2 seasons)</b>		<b>13-10-0</b>	<b>One Bowl Appearance</b>	
2000	Wisconsin-Stout	10-1-0	NCAA Playoffs	Offensive Coord./Offensive Line
2001	Wisconsin-Stout	6-3-0		Offensive Coord./Offensive Line
2002	Wisconsin-Stout	7-3-0		Offensive Coord./Offensive Line
2003	Wisconsin-Stout	6-4-0		Offensive Coord./Offensive Line
2004	Wisconsin-Stout	5-4-0		Offensive Coord./Offensive Line
2005	Wisconsin-Stout	6-4-0		Offensive Coord./Offensive Line
2006	Wisconsin-Stout	3-7-0		Offensive Coord./Offensive Line
<b>Wisconsin-Stout Totals (7 seasons)</b>		<b>43-26-0</b>	<b>One Playoff Appearance</b>	
2007	Illinois State	4-7-0		Offensive Line
<b>Illinois State Totals (1 season)</b>		<b>4-7-0</b>		
2008	North Dakota	6-4-0		Offensive Line
2009	North Dakota	6-5-0		Offensive Line
2010	North Dakota	3-8-0		Offensive Line
<b>North Dakota Totals (3 seasons)</b>		<b>15-17-0</b>		
2011	NIU	11-3-0	MAC Champions, GoDaddy.com Bowl	Offensive Line
2012	NIU	12-2-0	MAC Champions, Orange Bowl	Off. Line/Run Game Coord./Off. Coord./Head Coach
2013	NIU	12-2-0	MAC West Champions, Poinsettia Bowl	Head Coach
2014	NIU	11-3-0	MAC Champions, Boca Raton Bowl	Head Coach
2015	NIU	8-6-0	MAC West Champions, Poinsettia Bowl	Head Coach
2016	NIU	5-7-0		Head Coach
<b>NIU Totals (6 seasons)</b>		<b>59-23-0</b>	<b>Five MAC Championship Games, Five Bowl Appearances</b>	
<b>As NIU Head Coach (4+ seasons)</b>		<b>36-19-0 (.655)</b>	<b>MAC Championship, Three MAC West Titles, Three Bowl Appearances</b>	
<b>CAREER TOTALS (19 seasons)</b>		<b>134-83-0 (.618)</b>	<b>Three MAC Championships, Five Bowl Games, One Playoff Appearance</b>	

## — NIU Career Coaching Victories —

### BY WINS

	Name	Year(s)	G	W	L	T	Pct.
1.	George "Chick" Evans	1929-54	222	132	70	20	.640
2.	Howard Fletcher	1956-68	123	74	48	1	.606
3.	Joe Novak	1996-2007	139	63	76	0	.453
4.	<b>Rod Carey#</b>	<b>2013-</b>	<b>55</b>	<b>36</b>	<b>19</b>	<b>0</b>	<b>.655</b>
5.	William W. Wirtz	1910-16	59	33	17	9	.636
	Jerry Pettibone	1985-90	66	33	32	1	.508
7.	Bill Mallory	1980-83	44	25	19	0	.568
	Jerry Ippoliti	1971-75	55	25	29	1	.464
9.	Dave Doeren	2011-12	27	23	4	0	.852
	Jerry Kill	2008-10	39	23	16	0	.696

### BY WINNING PERCENTAGE (minimum 25 games coached)

	Name	Year(s)	G	W	L	T	Pct.
1.	Dave Doeren	2011-12	27	23	4	0	.852
2.	Jerry Kill	2008-10	39	23	16	0	.696
3.	John L. Keith	1899-1903	29	17	7	5	.672
4.	<b>Rod Carey#</b>	<b>2013-</b>	<b>55</b>	<b>36</b>	<b>19</b>	<b>0</b>	<b>.655</b>
5.	George "Chick" Evans	1929-54	222	132	70	20	.640
6.	William W. Wirtz	1910-16	59	33	17	9	.636
7.	Howard Fletcher	1956-68	123	74	48	1	.606
8.	Bill Mallory	1980-83	44	25	19	0	.568
9.	Jerry Pettibone	1985-90	66	33	32	1	.508
10.	Jerry Ippoliti	1971-75	55	25	29	1	.464

#Interim head coach for 2013 Orange Bowl.



Rod Carey has spent every season of his collegiate coaching career in the Midwest.





## MIKE UREMOVICH

**Assistant Head Coach/Offensive Coordinator/Tight Ends & Fullbacks  
Second Season at NIU (Third Overall)  
Purdue (2000)**

Northern Illinois University welcomed Illinois native and Huskie veteran Mike Uremovich back to the state and to the NIU coaching staff when he was named assistant head coach and offensive coordinator on January 6, 2016. After

coaching the NIU running backs in 2016, Uremovich will work with the tight ends and fullbacks in 2017.

Uremovich began his third stint as a member of the Huskie staff in 2016 after previously working as the Huskies' running backs coach and special teams coordinator in 2012 under Dave Doeren, and as a graduate assistant for former head coach Joe Novak in 2001 and 2002.

The Huskie offense led the MAC and ranked 16th in the nation in rushing offense a year ago, while receiver Kenny Golladay posted one of the top three receiving seasons in school history en route to becoming a third-round draft choice of the Detroit Lions.

A native of New Lenox, Ill., Uremovich coached the offensive line at North Carolina State University from 2013-15, where he helped lead the Wolfpack to a pair of bowl appearances. Behind his offensive line, the 2014 Wolfpack posted the fourth-best rushing total in school history and the best per game average since 1992.

Uremovich was part of the NIU staff that won the 2012 MAC Championship and was the only Mid-American Conference team to play in a Bowl Championship Series game when the Huskies earned a berth in the 2013 Orange Bowl. The Huskies finished ninth in the nation in rushing offense and scoring offense that season and were 15th nationally in total offense, while the NIU special teams ranked fifth in the country in kickoff coverage and fourth in punt coverage.

Uremovich came to NIU in 2012 after a successful seven-year tenure as head coach of the NAIA University of St. Francis team (2005-11). In 2011, he led the Saints to their most successful season in school history as USF won a school-record 10 games and claimed their first win over an NCAA Football Championship Subdivision (FCS) team when they defeated Georgia State. The Saints advanced to the NAIA Playoffs for the first time in 24 years and captured their first playoff victory.

USF also posted seven-win seasons in 2008 and 2010 as Uremovich built the program. He posted a 33-45 overall record, going 27-19 over his last four seasons after rebuilding the program from the ground up.

In 2003, Uremovich began a two-year stint as offensive coordinator at Waynesburg College in Waynesburg, Pa. The Yellow Jacket offense flourished under Uremovich, establishing school records for rushing yards (2,315), total offense (4,579) and passing yards (2,592).

Uremovich began his coaching career as a graduate assistant on Novak's staff in 2001 and 2002 for teams that each won MAC West Division titles. Prior to NIU, Uremovich's first collegiate coaching job came at Benedictine University where he was the wide receivers coach and special teams coordinator in 2000.

A graduate of Providence Catholic High School, Uremovich spent four years coaching in the high school ranks, beginning his career at McCutcheon High School, just outside Lafayette, Ind., in 1996. He served as the special teams coordinator and defensive backs coach from 1996-97 before returning to his alma mater in 1998. He worked with the Celtics' wide receivers from 1998-99. Providence advanced to the IHSA state playoffs both years and played in the title game in 1998.

Uremovich and his wife, Katie, have a daughter, Ella, and two sons, Michael and Drew.

### ABOUT UREMOVICH

#### COACHING EXPERIENCE

2016 -	NIU
	• Asst. Head Coach/Off. Coord./Tight Ends & Fullbacks (2017)
	• Asst. Head Coach/Off. Coord./Running Backs (2016)
2013-15	N.C. State (Offensive Line)
2012	NIU (Running Backs, Special Teams Coordinator)
2005-11	University of St. Francis (Head Coach)
2003-04	Waynesburg College (Offensive Coordinator)
2001-03	NIU (Graduate Assistant)
2000	Benedictine (Wide Receivers/Special Teams)

#### POSTSEASON EXPERIENCE

2015	Belk Bowl (N.C. State)
2014	St. Petersburg Bowl (N.C. State)
2013	Orange Bowl (NIU)
2011	NAIA Playoffs Second Round (USF, Head Coach)
2003	NCAA Division III Playoffs (Waynesburg, Off. Coord.)

#### EDUCATION

College	M.A., NIU (2003) B.A., Purdue (2000)
High School	Providence Catholic (1995)

#### PERSONAL

Birthdate	August 21, 1976
Hometown	New Lenox, Illinois
Family	Wife, Katie; daughter Ella; sons Michael, Drew





## KEVIN KANE

**Defensive Coordinator/Safeties**  
**Second Season at NIU (Sixth Overall)**  
**Kansas (2006)**

A familiar face at NIU as a member of the Huskie coaching staff from 2011-14, Kevin Kane returned to Northern Illinois University as defensive coordinator and linebackers coach on January 6, 2016 after spending the 2015 season coaching

linebackers at his alma mater, the University of Kansas.

He will lead the NIU safeties in addition to his coordinator duties in 2017.

In his first season as defensive coordinator, the Huskies led the MAC in red zone defense, while senior linebackers Jamaal Payton and Sean Folliard tied for the team lead in tackles and led NIU in tackles for loss.

Kane helped construct the NIU defense while coaching the Huskie linebackers from 2012-14 after spending his initial season at NIU coaching the tight ends and fullbacks in 2011. Kane also coordinated the Huskies' special teams his final two seasons. In all, he was a part of three MAC Championship teams in DeKalb and coached four players to All-MAC honors, including first team All-MAC linebacker Jamaal Bass.

Kane originally came to NIU as a member of former head coach Dave Doeren's staff after working on the football staff at the University of Wisconsin from 2008-10. At UW, he was a graduate assistant for the 2008 and 2009 seasons before serving as the Quality Control Assistant for the Badger defense in 2010. He earned a master's degree in education from Wisconsin in 2010.

Prior to going to Wisconsin, the Kansas City, Mo. native was a graduate assistant coach at his alma mater for two seasons. In 2007 he was part of the KU coaching staff that led the Jayhawks to the 2008 Orange Bowl Championship. Kane earned a bachelor of general studies in communication studies from KU in 2006.

As a Kansas linebacker tutored by former Huskies' head coach Dave Doeren, Kane earned honorable mention All-Big 12 accolades from the Associated Press following both his junior and senior seasons and was a three-time Academic All-Big 12 honoree. He won KU's Nolan Cromwell Award for Leadership following his junior year and served as a team captain as a senior. He also won a state championship as a high school junior at Rockhurst High School in Missouri.

He and his wife, Theresa, have two sons, Jack and Colin.

### ABOUT KANE

#### COACHING EXPERIENCE

2016 -	NIU
	• Defensive Coordinator/Safeties (2017)
	• Defensive Coordinator/Linebackers (2016)
2015	Kansas (Linebackers)
2011-14	NIU
	• Linebackers/Special Teams Coord. (2013-14)
	• Linebackers (2012)
	• Tight Ends & Fullbacks (2011)
2008-10	Wisconsin
	• Quality Control (2010)
	• Graduate Assistant (2008-09)
2006-07	Kansas (Student Assistant)

#### POSTSEASON EXPERIENCE

2013	Poinsettia Bowl (NIU)
2013	Orange Bowl (NIU)
2012	GoDaddy.com Bowl (NIU)
2011	Rose Bowl (Wisconsin)
2009	Champs Sports Bowl (Wisconsin)
2008	Champs Sports Bowl (Wisconsin)
2008	Orange Bowl (Kansas)
2005	Fort Worth Bowl (Kansas, Player)
2003	Tangerine Bowl (Kansas, Player)

#### PLAYING EXPERIENCE

2002-05	Kansas (Linebacker)
---------	---------------------

#### EDUCATION

<b>College</b>	B.S., Kansas, 2006
	M.S., Wisconsin, 2010

<b>High School</b>	Rockhurst, 2002
--------------------	-----------------

#### PERSONAL

<b>Birthdate</b>	December 18, 1983
<b>Hometown</b>	Kansas City, Missouri
<b>Family</b>	Wife, Theresa, sons Jack and Colin







## STEVE CRUTCHLEY

### Wide Receivers First Season at NIU Wisconsin-Eau Claire (1999)

Steve Crutchley joined the Northern Illinois University football coaching staff in March 2017 as an assistant coach and will work with the Huskie receivers.

The Wisconsin native has coached extensively in Illinois during his collegiate career, as he spent three seasons as assistant (2013-14) and then associate head coach (2015) at Western Illinois University, and coached running backs at Southern Illinois for five seasons prior to that (2008-12).

At Western Illinois, Crutchley coached running backs and had a 1,000-yard rusher earn All-Missouri Valley Football Conference (MVFC) honors in each of his seasons there. He also handled multiple administrative roles including recruiting coordinator, academics, life skills and internal operations. He was part of the staff that led the Leathernecks to the FCS Playoffs in 2015.

During his time at Southern Illinois, he coached two different running backs to All-America honors and helped the Salukis win back-to-back conference championships and make a pair of FCS playoff appearances. SIU had three 1,000-yard rushers during his time there. Crutchley began his collegiate coaching career at St. Cloud State University where he served as wide receivers coach and assistant life skills director from 2002-2007.

As a wide receiver at Wisconsin-Eau Claire from 1996-99, Crutchley was a four-time Wisconsin Intercollegiate Athletic Conference (WIAC) Scholar-Athlete, received the Henry and Shirley Vance School of Education Award in 1998 and was twice nominated for the Leadership Recognition Award. He captained the football team that won the WIAA title in 1998. In addition, he was a member of the Blugold track and field team and twice participated in the NCAA Championships in the 4 x 100 meter relay. He won the conference championship in the indoor 200 meters and was named the team's most valuable track athlete in 1998 and 1999.

Crutchley earned his bachelor's degree from Wisconsin - Eau Claire in 1999 and received his master's degree in sports management from St. Cloud State in 2006.

### ABOUT CRUTCHLEY

#### COACHING EXPERIENCE

2017 -	NIU (Wide Receivers)
2016	Eau Claire Memorial High School (Head Coach)
2013-16	Western Illinois
	• Associate Head Coach (2015-16)
	• Assistant Head Coach (2013-15)
2008-12	Southern Illinois (Running Backs)
2002-08	St. Cloud State (Wide Receivers/Asst. Life Skills Director)

#### POSTSEASON EXPERIENCE

2015 NCAA FCS Playoffs (Western Illinois)
2009 NCAA FCS Playoffs (Southern Illinois)
2008 NCAA FCS Playoffs (Southern Illinois)
1998 NCAA Division III Semifinalist (UW-Eau Claire, Player)

#### PLAYING EXPERIENCE

1996-99	Wisconsin-Eau Claire (Wide Receiver)
---------	--------------------------------------

#### EDUCATION

College	B.S., Wisconsin-Eau Claire, 1999
	M.S., St. Cloud State, 2006
High School	Black River Falls High School

#### PERSONAL

Birthdate	XX
Hometown	Black River Falls, Wis.
Family	XX



## BRETT DIERSEN

### Defensive Line/Recruiting Coordinator Fifth Season at NIU Huron (1998)

Brett Diersen enters his fifth year as Northern Illinois University's defensive line coach and recruiting coordinator in 2017 and is the Huskies' longest-tenured coach on the defensive side of the ball.

In his four seasons at NIU, Diersen has coached five All-MAC selections, including two-time selection Perez Ford (2014-15), Jason Meehan (2014), and Ken Bishop and Joe Windsor (2013). Since Diersen's arrival, Huskie defensive linemen have been responsible for 98 sacks for losses of 645 yards.

Huskie defensive linemen accounted for 15 of the Huskies 22 sacks in 2016, and the Huskies' defensive line played a big role in NIU's Mid-American Conference title in 2014 as the NIU defense amassed 32 sacks, forced 24 fumbles and held opposing rushers to 4.2 yards per carry.

Under Diersen's tutelage in 2013, senior nose guard Ken Bishop made 70 tackles, including seven tackles for loss, and two interceptions, on the way to becoming a seventh-round draft pick by the Dallas Cowboys in the 2014 NFL Draft.

After playing for the Cowboys in 2014, Bishop is spending his second season playing for the Toronto Argonauts in the Canadian Football League, while 2016 senior defensive end Ladell Fleming is in preseason camp with the NFL's Cleveland Browns after signing as a free agent.

Diersen spent the 2012 season at Florida Atlantic University where



### ABOUT DIERSEN

#### COACHING EXPERIENCE

2013-	NIU (Defensive Line/Recruiting Coordinator)
2012	Florida Atlantic (DL/Special Teams)
2011	Indiana (Recruiting Coord./DE)
2008-10	Nebraska (Intern/DL & Special Teams)
2007	Minn. State-Mankato (Defensive Line)
2004-06	Wisconsin-Stout (Def. Coord./DL/DB)
2001-03	Dubuque (DL/OLB/Special Teams)
1998-2000	Wisconsin-Stout (Graduate Assistant)

#### POSTSEASON EXPERIENCE

2015	Poinsettia Bowl (NIU)
2014	Boca Raton Bowl (NIU)
2013	Poinsettia Bowl (NIU)
2010	Holiday Bowl (Nebraska)
2009	Holiday Bowl (Nebraska)
2009	Gator Bowl (Nebraska)
2000	Division III Playoffs (Wisconsin-Stout)

#### PLAYING EXPERIENCE

1994-98	Huron (S.D.) (Defensive End)
---------	------------------------------

#### EDUCATION

College	B.S., Huron (S.D.), 1998 M.S., Wisconsin-Stout, 2004
High School	Fox Valley Lutheran, 1994

#### PERSONAL

Birthdate	June 6, 1976
Hometown	Appleton, Wisconsin
Family	Wife, Jenna; sons, Brody and Hudson; daughter XXX

he coached the Owls' defensive line and served as special teams coordinator. In 2011, he was the defensive ends coach and recruiting coordinator at Indiana after spending the 2008-10 seasons on the University of Nebraska coaching staff, where he assisted in working with special teams and a defensive line that featured Ndamukong Suh, who was named the Associated Press National Player of the Year and won the Bronko Nagurski, Rotary Lombardi, Outland and Chuck Bednarik awards.

The connection between Carey and Diersen dates back to 2000 when Carey took over as offensive coordinator and offensive line coach at Wisconsin-Stout, where Diersen was a graduate assistant on a Blue Devils team that went into the Division III playoffs undefeated. After coaching the defensive line, outside linebackers and special teams at the University of Dubuque from 2001-03, Diersen returned to UW-Stout as defensive coordinator in 2004. The two remained with the Blue Devils through 2006.

A native of Appleton, Wis., Diersen spent the 2007 campaign as defensive line coach at Minnesota State-Mankato before going to Nebraska the next season.

As a player, Diersen was a three-time all-conference defensive end at Huron (S.D.) University from 1994-98, where he earned his bachelor's degree in 1998. He added a master's degree in education from UW-Stout in 2005.

Diersen and his wife, Jenna, have two sons, Brody and Hudson and a newborn daughter, XXXX.





## CRAIG HARMON

### Quarterbacks Fourth Season at NIU Quincy College (2002)

Craig Harmon, a former quarterback and graduate assistant coach at Northern Illinois University, returned to NIU as an assistant coach in 2014. After coaching the tight ends and fullbacks in his first two seasons, and serving as special teams

coordinator in 2015, Harmon enters his second season as the Huskies' quarterbacks coach in 2017.

Due to injury, four different quarterbacks started games for NIU in 2016 as Harmon's proteges embraced the "next man up" philosophy. The quartet combined to complete 58 percent of their passes for 2,688 yards and 20 touchdowns while rushing for 833 yards and averaging almost five yards per rush.

In 2014 and 2015, Harmon's players helped the Huskie offense excel in both the rushing and passing games with tight end Shane Wimann developing into one of the most productive players at that position in school history. In 2014, NIU finished with more than 6,000 yards of total offense and won 11 games and the Mid-American Conference Championship.

In 2015, NIU's special teams units also excelled under Harmon as kickoff returner Aregeros Turner was named the MAC Special Teams Player of the Year and kicker Christian Hagan garnered first team All-MAC honors in 2015.

Harmon spent the 2013 season as tight ends coach at Division III power Wisconsin-Whitewater, which posted a 15-0 record and won the national title. Prior to 2013, he was the tight ends and assistant offensive line coach at Georgia State University in Atlanta from 2010-12, working for head coach Bill Curry to help start the GSU program.

Harmon was offensive coordinator and recruiting coordinator for



## ABOUT HARMON

### COACHING EXPERIENCE

2014-	NIU
	• Quarterbacks (2016-17)
	• Special Teams Coordinator (2015)
	• Tight Ends/Fullbacks (2014-15)
2013	Wisconsin-Whitewater (Tight Ends)
2010-12	Georgia State (Tight Ends/Offensive Line Assistant)
2006-09	St. Francis (Offensive Coordinator)
2004-05	NIU (Graduate Assistant)
2002-03	Quincy (Graduate Assistant)

### POSTSEASON EXPERIENCE

2015	Poinsettia Bowl (NIU)
2014	Boca Raton Bowl (NIU)
2013	Division III National Champions (UW-Whitewater)
2004	Silicon Valley Bowl (NIU, Graduate Assistant)

### PLAYING EXPERIENCE

1998-2000	NIU (Quarterback)
2001-02	Quincy (Quarterback)

### EDUCATION

College	B.S., Quincy, 2002
	M.S., Quincy, 2003
High School	Alton, 1998

### PERSONAL

Birthdate	September 8, 1980
Hometown	Godfrey, Illinois
Family	Wife, Megan, son Cooper; daughters Morgan and Madison

four seasons (2006-09) at the University of St. Francis in Joliet, Illinois. Under his direction, the offense broke 10 school records and improved statistically each year.

Harmon returned to NIU as a graduate assistant coach on Joe Novak's staff in 2004 and 2005, where he worked with the Huskie offense. NIU posted a 9-3 record and won the Silicon Valley Bowl in 2004 and played in the MAC Championship game to complete a 7-5 campaign in 2005.

Harmon's affiliation with NIU dates back to his playing days as a quarterback for the Huskies from 1998-2000. As a freshman walk-on on the 1998 team, the one-time sixth-string signal-caller took over as the NIU starter in the fourth game of the season after attrition and injuries hit the position.

He finished the year as the Huskies' top quarterback, completing 82-of-177 passes for 810 yards and two touchdowns. He redshirted the 1999 campaign, but returned to play as a back-up quarterback in 2000 before transferring to Quincy University, where he completed his playing career and earned his bachelor's degree in physical education.

Harmon began his coaching career as a graduate assistant coach at his alma mater in 2002-2003.

He played his prep football at Alton High School in southern Illinois. His wife, the former Megan Anderson, played soccer for the Huskies. They have a son, Cooper, and two daughters, Morgan and Madison.



## JEFF KNOWLES

### Linebackers First Season at NIU Saint Francis (2000)

Illinois native Jeff Knowles, who spent the last three years on the football staff at N.C. State, joined the Northern Illinois University football staff as an assistant coach in February 2017. Knowles will coach the Huskie linebackers, taking over for

defensive coordinator Kevin Kane, who will now mentor the NIU safeties.

Over the last three seasons working on former NIU head coach Dave Doeren's staff at N.C. State, Knowles was in charge of defensive quality control. In that role, he broke down the opponents' offense and personnel, prepared scouting reports and assisted with preparation of the defensive playbook. N.C. State played in three bowl games and won two during his time there. The Wolfpack defense was ranked in the Top 30 in the country in total defense in each of the past two seasons.

Prior to his time in Raleigh, Knowles spent six seasons on the coaching staff at his alma mater, USF in Joliet, from 2008-13. He coached the defensive line (2008-09) and linebackers (2010-13), served as recruiting coordinator in his final three seasons there and as defensive coordinator in 2012 and 2013. He saw USF advance from achieving its first winning season in 2008 to winning the Mid-States Football Association title to claim the first conference championship in school history in 2011. In 2012, he was nominated for the MSFA Assistant Coach of the Year honor as the Saints ranked 13th in the NAIA in total defense and led the league in takeaways, pass defense and third-down conversions.

"I'm excited about the opportunity to come and work with Coach Carey and the culture that's been built at NIU over the years," Knowles said. "I'm looking forward to getting back to recruiting in Illinois and renewing the relationships I've been able to form with the high school coaches in this area over the years. It's good to be back home."

A native of Manhattan, Illinois, Knowles played collegiately at Saint Francis from 1996-2000, serving as team captain his final two seasons. He earned his bachelor's degree in political science from USF and completed his master's degree in education from the university in 2010.

As a prep player, he was a first team all-state linebacker on the Providence Catholic High School team that won the state championship with an undefeated season in 1994.

Knowles and his wife, Sarah, have two sons, Gannon and Emmett.

### ABOUT KNOWLES

#### COACHING EXPERIENCE

2017-	NIU (Linebackers)
2014-16	N.C. State (Defensive Quality Control)
2008-13	University of Saint Francis
	• Defensive Coordinator (2012-13)
	• Recruiting Coordinator (2011-13)
	• Linebackers (2010-13)
	• Defensive Line (2008-09)
2004	Providence Catholic HS (Assistant Coach)

#### POSTSEASON EXPERIENCE

2016	Independence Bowl (N.C. State)
2015	Belk Bowl (N.C. State)
2014	St. Petersburg Bowl (N.C. State)
2011	NAIA Playoffs Second Round (USF, Asst. Coach)

#### PLAYING EXPERIENCE

1996-99	Saint Francis (Linebacker)
1995	Mankato State (Linebacker)

#### EDUCATION

College	B.S., Saint Francis, 2000
	M.S., Saint Francis, 2010
High School	Providence Catholic, 1995

#### PERSONAL

Birthdate	XXXXX
Hometown	Manhattan, Illinois
Family	Wife, Sarah; sons Gannon and Emmett





## JORDAN LYNCH

### Running Backs First Season at NIU NIU (2003)

One of the greatest players in the history of NIU Football, 2013 Heisman Trophy finalist Jordan Lynch joined the NIU coaching staff on March 8, 2017. The All-America quarterback (2010-13) who

set NCAA records for rushing yards by a quarterback, will coach the Huskie running backs in 2017.

"I think he's going to be a great football coach," said NIU Head Coach Rod Carey in announcing the hire. "In his time in the CFL, he really grew in the way he viewed the game. He was starting to see it through a coaches' lens and I really think he's ready for this. If I didn't think he was ready, I wouldn't have hired him."

Lynch finished third in the 2013 Heisman Trophy voting, the highest finish by a player from the Mid-American Conference.

"I always knew when I got done playing football, I wanted to get into coaching," Lynch said. "When [Coach Carey] started talking to me about the possibility of a position opening up here, I couldn't pass it up. Some of my best memories of playing football have been here at Northern. To come back and help the program get back to where it was appealed to me."

The former Huskie quarterback returns to NIU after a two-year career with the Edmonton Eskimos of the Canadian Football League. Lynch threw for 48 yards and a touchdown on 6-of-9 passing, while rushing for 228 yards and five touchdowns on 53 carries in 36 games with the Eskimos. In the 2015 Grey Cup, he scored the game-winning touchdown from one yard out on third and goal.

One of the most-decorated football players in Huskie history, Lynch was a first-team All-America selection at the all-purpose position by the Associated Press, Phil Steele and Lindy's, and earned second-team honors from USA Today and CBSSports.com after leading the Huskies to a 12-0 regular season in 2013.

He rushed for an NCAA QB-record 1,920 yards and 23 touchdowns, while throwing for 2,892 yards and 24 touchdowns on 253-of-404 passing. The quarterback rushing mark is one of five NCAA records set by the Chicago native in 2013. He also set the single-game quarterback rushing mark - twice. On Oct. 19, he rushed for 316 yards against Central Michigan, then broke his own record with 321 yards on Nov. 26 against Western Michigan.

A two-time Vern Smith Leadership Award recipient as MAC MVP, Lynch led NIU to victory in the 2012 MAC Championship Game in his first season as the starting quarterback. With NIU's 44-37 overtime victory over Kent State, Lynch and the Huskies earned a berth to the 2013 Orange Bowl, the first MAC school to participate in a Bowl Championship Series Bowl.

The Mt. Carmel High School product was the Northwest (Ind.) Times Offensive Player of the Year while leading the Caravan to a pair of Class 8A semifinal appearances. The team captain scored 24 touchdowns in 2007 while leading Mt. Carmel to a 12-1 record. He earned honorable mention All-State honors from

### ABOUT LYNCH

#### COACHING EXPERIENCE

2017- NIU (Running Backs)

#### POSTSEASON EXPERIENCE

2015 Grey Cup (Edmonton, Player)  
2013 Poinsettia Bowl (NIU, Player)  
2013 Orange Bowl (NIU, Player)  
2012 GoDaddy.com Bowl (NIU, Player)  
2010 Humanitarian Bowl (NIU, Player)

#### PLAYING EXPERIENCE

2015-16 Edmonton Eskimos (Quarterback)  
2010-13 NIU (Quarterback)

#### EDUCATION

College B.S., NIU, 2013  
High School Mt. Carmel HS., 2009

#### PERSONAL

Birthdate October 3, 1990  
Hometown Chicago, Illinois  
Family Wife, the former Meg Harrigan

the *Chicago Tribune* and won the Lawless Award, presented to the top senior in the Chicago Catholic League.

Lynch earned his bachelor's degree in kinesiology and exercise science from NIU in May 2013. He and the former Meg Harrigan were married in May 2017.





## MELVIN RICE

### Cornerbacks Second Season at NIU NIU (2009)

Melvin Rice, an all-state player at Morgan Park High School in Chicago who went on to become a three-year starter at cornerback for Northern Illinois University from 2006-2008, returned to his alma mater as an assistant coach for the

Huskies in January 2016. Rice begins his second season working with the NIU cornerbacks in 2017.

A year ago, Rice's charges accounted for six interceptions and 25 pass break-ups, including three and 11, respectively, by 2015 All-American Shawun Lurry. Lurry returns for his senior season in 2017 with the school's career records for interceptions and pass break-ups within reach.

Rice spent the 2015 season as cornerbacks coach at Southeast Missouri. Prior to that, he was on the defensive staff of former NIU head coach Jerry Kill at Minnesota from 2011-2014. He began his coaching career with Kill and the Huskies in 2010 as a graduate assistant coach.

As a member of head coach Tom Matukewicz' staff at SEMO in 2015, Rice helped the Redhawks rank fourth in the Ohio Valley in scoring



### ABOUT RICE

#### COACHING EXPERIENCE

2016 -	NIU (Cornerbacks)
2015	Southeast Missouri State (Cornerbacks)
2011-14	Minnesota (Defensive Quality Control)
2010	NIU (Graduate Assistant)
2009	Morgan Park HS (Defensive Backs)

#### POSTSEASON EXPERIENCE

2015	Citrus Bowl (Minnesota)
2013	Texas Bowl (Minnesota)
2012	Meineke Car Care Bowl (Minnesota)
2010	Humanitarian Bowl (NIU)
2008	Independence Bowl (NIU, Player)
2006	Poinsettia Bowl (NIU, Player)
2005	MAC Championship Game (NIU, Player)

#### PLAYING EXPERIENCE

2005-08	NIU (Cornerback)
---------	------------------

#### EDUCATION

College	B.S., NIU, 2009
High School	Morgan Park, 2005

#### PERSONAL

Birthdate	December 13, 1986
Hometown	Chicago, Illinois
Family	Son, Macklin

defense and in interceptions. As the defensive quality control assistant at Minnesota, Rice handled opponent scouting, self-scouting and day-to-day operations of the defensive staff as the Gophers played in a three bowl games during his time there.

As a graduate assistant coach at NIU in 2010, he was part of the staff that led the Huskies to an 11-3 record, its first of what is now six consecutive Mid-American Conference Championship game appearances and a victory in the Humanitarian (now Famous Idaho Potato) Bowl.

A four-year letterwinner (2005-08) who started his final three seasons for the Huskies and played in two bowl games and the 2005 MAC Championship contest, Rice made 175 career tackles, with eight for loss, two interceptions and 18 pass break-ups. He had a career-best 61 stops as a junior and was credited with 50 total tackles as a senior. He led the team in pass break-ups both of those seasons.

A 2009 graduate of NIU with a degree in sociology/criminology, Rice spent the 2009 season as an assistant coach at Morgan Park High School, helping the Mustangs to the conference championship and a berth in the state playoffs. As a prep player at Morgan Park, Rice was named first team All Public League and also earned all-state honors from the Chicago Sun-Times, Chicago Tribune, Champaign News-Gazette and Illinois High School Football Coaches Association as a senior.

Rice has a son, Macklin.





## JOE TRIPODI

### Offensive Line/Run Game Coordinator Eighth Season at NIU Northwestern (2006)

The longest tenured assistant coach on the Northern Illinois University football coaching staff, Joe Tripodi is in his eighth season at NIU and his fifth as the Huskies' offensive line coach.

He added responsibilities as NIU's run game coordinator in 2016 and saw the Huskies' rushing offense rank 16th in the country and lead the MAC with an average of nearly 240 yards per game. In addition, behind a stellar offensive line that featured a pair of All-MAC honorees at tackle, NIU led the nation in fewest sacks allowed, giving up just eight on the season. The Huskies now have ranked among the league and national leaders in fewest sacks allowed in each of the last four seasons.

In his six seasons working with the Huskie offensive line (four as assistant coach and two as graduate assistant), 15 of his players have earned All Mid-American Conference honors, including three in 2015. He has coached three All-Americans - Trevor Olson and Scott Wedige earned the recognition in 2011, while 2016 All-MAC tackle Max Scharping was a 2015 Freshman All-American.

In 2015, seniors Andrew Ness and Aidan Conlon set the NCAA FBS record for career games started with 56. Both were named first team All-MAC as seniors, while Levon Myers earned second team All-MAC recognition in each of the last two years.

The 2014 season saw NIU win its third MAC title of Tripodi's tenure, with the help of an offensive line that featured first team All-MAC selections Tyler Loos and Ness. The Huskie offense set three MAC and nine school records in 2013, including yards rushing, yards per game and points scored, guided by Tripodi's offensive line unit that produced



## ABOUT TRIPODI

### COACHING EXPERIENCE

2010-	NIU
	• Offensive Line/Run Game Coordinator (2016)
	• Offensive Line (2013-15)
	• Tight Ends/Fullbacks (2012)
	• Graduate Assistant (2010-11)
2008-09	Chelsea H.S. (Defensive Line)

### POSTSEASON EXPERIENCE

2015	Poinsettia Bowl (NIU)
2014	Boca Raton Bowl (NIU)
2013	Poinsettia Bowl (NIU)
2013	Orange Bowl (NIU)
2012	GoDaddy.com Bowl (NIU)
2010	Humanitarian Bowl (NIU)
2008-09	Michigan Division 3 Playoffs (Chelsea H.S.)
2005	Sun Bowl (Northwestern, Player)
2003	Motor City Bowl (Northwestern, Player)

### PLAYING EXPERIENCE

2002-2006	Northwestern (Offensive Line)
-----------	-------------------------------

### EDUCATION

College	B.S., Northwestern, 2006
High School	Chelsea, 2002

### PERSONAL

Birthdate	March 4, 1984
Hometown	Chelsea, Michigan
Family	Wife, Rachel, daughter Emma; son Roman

two All-MAC honorees in Loos and Jared Volk.

In 2014, NIU's offensive line allowed just 14 sacks all season to rank tied for eighth in the Football Bowl Subdivision.

Tripodi spent three seasons as a graduate assistant on the Huskie coaching staff, serving as tight ends and fullbacks coach during NIU's 2012 MAC Championship season. He spent his first two GA seasons at NIU working with the offensive line and led the unit in the Huskies' 40-17 victory Fresno State in the 2010 Humanitarian Bowl.

He came to NIU from his hometown of Chelsea, Mich. where he served as defensive line coach at Chelsea High School, his alma mater, in 2008 and 2009.

Tripodi was Northwestern's starting left guard in 2005 and 2006 and was a co-recipient of the 2006 Randy Walker Wildcat Award, given for work ethic, toughness and warrior attitude. He was part of the offensive line that played a key role in Northwestern's record-setting offensive season in 2005.

Tripodi earned all-state honors in both football and track and field at Chelsea High School and was one of six finalists for the Michigan High School Athlete of the Year honor as a senior. The three-time all-conference and two-time all-area selection in football also won back-to-back state titles in the shot put. His football team went 30-4 in his three years as a starter.

He graduated from Northwestern in 2006 with a bachelor's degree in communications and earned his master's in adult and higher education at NIU. Tripodi is married to the former Rachel Munoz, and they have two children: daughter Emma and son Roman.



## BRAD OHRT

**Director of Sports Performance  
Seventh Season at NIU  
Appalachian State (1994)**

Brad Ohrt begins his 21st season in college football, and seventh at Northern Illinois University as Director of Sports Performance.

While overseeing the strength and conditioning efforts of the 17 Huskie Athletics teams and a five-person staff, Ohrt works primarily with the NIU football program. During his tenure, the Huskies appeared in six straight Mid-American Conference championship games, winning the league title in 2011, '12 and 2014. In addition to the team's success, Ohrt has trained two league MVPs and one Heisman Trophy finalist, Jordan Lynch. Sixteen Huskie players have gone on to play professional football during his tenure and 11 began the 2017 campaign on an NFL or CFL roster.

At NIU, Ohrt has overseen many improvements to the strength and conditioning area, including installation of a nutrition bar and the redesigning of the walls with photos and motivational elements. In 2014, he received the prestigious title of Master Strength & Conditioning Coach by the Collegiate Strength & Conditioning Coaches association.

Ohrt came to NIU after three seasons at Western Carolina, where he was director of strength and conditioning from 2008-10. He spent the 2007 football season on the strength staff of the Miami Dolphins and



### ABOUT OHRT

#### COACHING EXPERIENCE

2011-	NIU (Director of Sports Performance)
2008-10	Western Carolina (Strength & Conditioning)
2007	Miami Dolphins (Asst. Strength & Conditioning)
2005-07	Western Kentucky (Strength & Conditioning)
2002-05	Louisiana-Lafayette (Strength & Conditioning)
2001-02	Western Carolina (Strength & Conditioning)
1998-2001	Southern California (Asst. Strength & Conditioning)
1997-98	Wingate (Strength & Conditioning)
1997	Kansas (Graduate Assistant)

#### EDUCATION

College	B.A., Appalachian State, 1994 M.Ed., Kansas, 1997
---------	--

#### PERSONAL

Birthdate	Feb. 25, 1972
Hometown	Sebring, Florida
Family	Wife, Ashley, son Carson

previously served as head strength coach at Western Kentucky (2005-07) and Louisiana-Lafayette (2002-05).

At ULL, Ohrt was responsible for developing and implementing programs for almost all of the Ragin' Cajuns athletic programs, including football, men's basketball and baseball, while his duties at Western Kentucky included overseeing the entire strength and conditioning operation while working directly with the Hilltopper football program.

Ohrt's first head strength and conditioning coaching position was at Wingate University in 1997-98. He earned his master's degree from Kansas in 1997, where he was a graduate assistant strength coach for the Jayhawks.

He served as an assistant strength coach at Southern California from 1998-2001, working primarily with the Trojan men's and women's basketball teams in addition to assisting with the USC football program. Ohrt spent 2001-02 leading the staff at Western Carolina, helping to develop the WCU men's and women's basketball, football and baseball teams as well as seven other programs.

The New Ulm, Minn. native was an All-American offensive lineman at Appalachian State in 1994 and earned All-Southern Conference honors his junior and senior seasons. As a senior, he was named a first-team FCS All-American by The Sports Network and Don Hansen's Football Gazette, and was a third-team Associated Press All-American. He was a three-year letterwinner for the Mountaineers and earned his bachelor's degree in exercise science.

Ohrt is a certified strength and conditioning specialist through the National Strength and Conditioning Association (NSCA). Ohrt and his wife, Ashley, have a five-year old son Carson.



## SUPPORT STAFF



## MATT LIPMAN

**Asst. Athletic Director/Football Operations  
Seventh Season at NIU | Miami (OH) (2003)**

Matt Lipman begins his seventh year as assistant athletic director for football operations at Northern Illinois University in 2017.

In that role, Lipman is responsible for the day-to-day operations of the NIU football program, including organizing team travel, planning recruiting visits, coordinating team meals and meetings. He serves as the Huskies' liaison to NFL scouts, and he and his staff coordinate many of the team's community service activities. He was elevated from director to assistant athletic director following the Huskies' 2011 MAC championship season. Lipman directs a staff that includes two full-time assistants and a graduate assistant.

Lipman joined the NIU staff after working as the assistant director of football operations at Wisconsin during the 2010 season. He served as the advance man for road trips and was heavily involved in the planning of the Badgers' trip to the 2011 Rose Bowl. In addition to assisting with travel, Lipman directed the community service efforts for the Badger football team and organized and executed the team banquet

and awards show. He also conducted all official recruiting weekends and assisted in the planning and execution of Badger summer camps.

A native of Cleveland, Ohio, Lipman served two stints with the Cleveland Browns of the National Football League. He worked as a full-time intern in the equipment room for the Browns from July 2005-February 2007, before returning to the organization in June of 2007 as coordinator of team operations. He assisted in coordinating and organizing training camp, and arranging new hire relocation. He was the acting director of team operations for the majority of the 2009 season and was the advance person for road games during that season as well.

In between tenures with the Browns, Lipman worked as a scout for the Montreal Alouettes of the Canadian Football league. He assisted in the Alouettes 2007 draft process, helped develop the 2007 CIS draft board and set up a tryout camp in North Carolina.

A graduate of Miami (Ohio), Lipman earned a bachelor's degree in psychology and journalism. He and his wife, Allison, have a son, William, and welcomed a daughter, Mya, in June 2017.



## DAN WOLFE

**Director of Football Operations | Internal  
Iowa (2009) | Fifth Season at NIU**

Dan Wolfe is in his fourth year as a member of the Northern Illinois University football operations staff. Wolfe is in charge of video exchange, organizing all summer camps, assisting with team travel, and hiring and supervising all students for operations, video and coaching. He is in charge of the social media planning, direction and execution for the NIU Football accounts. He produces weekly videos used by the football team for recruiting and highlight purposes.

Wolfe came to NIU after three seasons at Bucknell University where he was administrative football coordinator. At Bucknell, he coordinated on-campus recruiting visits, football camps, team travel and video. He served as assistant to the head coach and was the liaison between the football program and university academic and administrative offices.

He spent one season as the assistant to the director of football operations at Iowa, where he coordinated the Hawkeyes' summer camps and coaches' clinic, as well as team functions.

Wolfe graduated from the University of Iowa in 2009 with a bachelor's degree in history. He was a football student operations manager for three years, and in 2007, served as the head student operations manager where he led Iowa's 11 student managers.

Wolfe, a native of Cedar Rapids, Iowa, is married to the former Jennifer Sandrock. The couple has an infant son, Liam.



## AARON CHRISTNER

**Associate Director of Football Operations  
Iowa (2010) | Sixth Season at NIU**

Aaron Christner is in his sixth season with Northern Illinois University's football operations staff. After two seasons as a graduate assistant in football operations, he is now in his fourth year in a full-time role.

Christner's duties include team travel logistics, scouting away game locations, coordinating camps and on-campus recruiting visits. He also works with the current Huskie players, specifically assisting incoming players with their transition from high school to college. Christner is also the football program's liaison to the NIU Compliance Office.

Prior to NIU, Christner worked as a football operations intern for the Baltimore Ravens, creating itineraries and coordinating travel, assisting with the 2010 training camp and securing hotels for home and away games for coaches and staff.

As an undergraduate student at Iowa, Christner worked as a student football operations manager, aiding with practices and game day set up, coordinating camps, and leading other student managers.

A native of Cedar Rapids, Iowa, Christner earned his bachelor's degree in interdepartmental studies from Iowa in 2010. He received his master's degree in education from NIU in 2015.



---

# MEET THE HUSKIES

---





## 13 JACKSON ABRESCH

**Safety | 6-1 | 201 | Sr.-R | 2L**  
**Hartland, Wis. | Arrowhead HS**

### 2016

- Totaled 11 tackles, seven solo, with two pass break-ups and an interception.
- Played in the last five games of the season on defense and special teams after returning from a camp injury.
- Recorded his first career interception

against Bowling Green (11-1).

- Made three solo tackles and one assisted tackle for a season-high four stops at Kent State (11-25).
- Pass break-ups came versus Buffalo (10-22) and at Kent State (11-25).

### 2015

- Injured and was unable to play in any games during his sophomore season.

### 2014

- Played in 10 games on defense and special teams.
- Recorded 13 tackles on the season, seven solo.
- Made collegiate debut in the season opener vs. Presbyterian (8-28).
- Tallied first two tackles, both solo, in the game at Arkansas (9-20).
- Recorded season-high three tackles versus Miami (10-18).
- Made at least two tackles in six different games.
- One of 14 Huskies named to the Academic All-MAC Team.

### 2013

- Redshirted.

### High School

- First team all-state choice by the Associated Press as a senior.
- Twice named to Wisconsin Football Coaches Association all-state team.
- Selected for the WFCAs All-Star Game.
- Arrowhead went 13-0 and won state title in 2012.
- Posted 78 tackles, eight interceptions (six in the postseason) and a forced fumble in 2012.
- Made 65 tackles, intercepted six passes, returned two for scores, forced two fumbles, recovered one and blocked a kick as a junior.

### Personal

- Born Feb. 23, 1995, in Milwaukee, Wis.
- Son of Rick and Deb Abresch.
- Operations and information management major.
- Admires Jim Leonhard.

### ABRESCH'S CAREER STATS

Year	G/GS	Solo	Asst	Total	TFL-Yds	QS-Yds	FF/FR	Int/PBU
2014	10/0	7	6	13	0.0-0	0.0-0	0/0	0/0
2015					<i>Injured</i>			
2016	5/0	7	4	11	0.0-0	0.0-0	0/0	0/0
<b>Career</b>	<b>15/0</b>	<b>14</b>	<b>10</b>	<b>24</b>	<b>0.0-0</b>	<b>0.0-0</b>	<b>0/0</b>	<b>0/0</b>

### SINGLE GAME HIGHS

Tackles: 3, twice, last at Kent State, 11-25-16  
 Pass Breakup: 1, twice, last at Kent State, 11-22-16  
 Interceptions: 1, vs Bowling Green, 11-1-16

### GAME-BY-GAME STATS

2016 OPP.	U-A-T	OTHER
WYO	DNP	
USF	DNP	
SDSU	DNP	
WIU	DNP	
BallSt	DNP	
WMU	DNP	
CMU	DNP	
Buffalo	3-0-3	PBU
BGSU	1-0-1	INT
Toledo	0-1-1	
EMU	0-2-2	
KentSt	3-1-4	PBU



## 20 MYCIAL ALLEN

**Safety | 5-11 | 198 | Sr.-R | 3L**  
**Detroit, Mich. | King HS**

### 2016

- The Huskies leading returning tackle tied for fourth on the team in tackles with a career high 61; his 38 solo stops ranked fourth on the team.
- Made a career-high 13 stops to lead NIU at Wyoming (9-3) with eight solo

tackles and a tackle for loss versus the Cowboys.

- Intercepted a pass versus San Diego State (9-17) to go with four stops and a tackle for loss.
- Collected his second interception of the season versus Bowling Green (11-1) and led NIU with eight tackles.
- Made five tackles, four solo, in four different games on the year, including at Western Michigan (10-8), where he added a tackle for loss.
- Registered seven tackles at Ball State (10-1).

### 2015

- Played in all 14 games as a reserve safety and special teams contributor.
- Recorded 25 total tackles, 19 solo, to rank seventh among NIU defensive backs.
- Tallied two interceptions and two tackles for loss.
- Snagged his first career interception against Murray State (9-12) early in the fourth quarter.
- Made a career-high six tackles at Miami (10-17) with four solo stops.
- Had a TFL in consecutive weeks vs. Ball State (10-10) and at Miami (10-17).
- Posted seven multi-tackle games, including five solo stops in the Poinsettia Bowl against Boise State (12-23).
- Added two stops in the MAC Championship Game in his hometown of Detroit against Bowling Green (12-4).
- Notched his second career interception in the Poinsettia Bowl, adding a career-long 27-yard return just before halftime.
- As one of four Huskies with multiple interceptions, helped NIU finish the season ranked fourth in the FBS with 22 picks.

### ALLEN'S CAREER STATS

Year	G/GS	Solo	Asst	Total	TFL-Yds	QS-Yds	FF/FR	Int/PBU
2013	14/0	5	2	7	0.0-0	0.0-0	0/0	0/1
2014					<i>Redshirted</i>			
2015	14/0	19	6	25	2.0-4	0.0-0	0/0	2/0
2016	12/12	38	23	61	3.0-7	0.0-0	0/0	2/0
<b>Career</b>	<b>40/12</b>	<b>62</b>	<b>31</b>	<b>93</b>	<b>5.0-11</b>	<b>0.0-0</b>	<b>0/0</b>	<b>4/1</b>

### SINGLE GAME HIGHS

Tackles: 8, at Wyoming, 9-3-16

TFLs: 1, twice, last at Western Michigan 10-8-16

Interceptions: 1, twice, last vs Bowling Green 11-1-16

### 2014

- Redshirted.

### 2013

- Played in all 14 games as a true freshman, making seven total tackles.
- Recorded first career tackle at Idaho (9-14).
- Broke up a pass and made a career-high four stops versus Eastern Michigan (11-26).

### High School

- Rated the 19th-best prospect in Michigan by Rivals.com.
- Three-year starter who served as a team captain in 2012.
- Recorded eight interceptions and 44 tackles as a senior and caught 48 passes for 904 yards and 12 touchdowns.
- Scored two touchdowns on fumble returns and recorded a safety.
- Posted 62 tackles, six TFLs, recovered two fumbles and intercepted three passes in 2011 and caught 31 passes for 575 yards and six scores.
- Three-sport athlete also excelled on the basketball court and track.

### Personal

- Born Sept. 22, 1994.
- Son of Calvin and Denise Allen.
- General studies major.
- Enjoys playing basketball and football with family and friends.

### GAME-BY-GAME STATS

2014 OPP.	U-A-T	OTHER	2015 OPP.	U-A-T	OTHER	2016 OPP.	U-A-T	OTHER
Presby.	0-0-0		UNLV	1-1-2		WYO	8-5-13	TFL
NW	DNP		Murray	2-0-2	INT	USF	4-1-5	
UNLV	DNP		Ohio St.	0-0-0		SDSU	2-2-4	TFL/INT
Arkansas	2-0-2		BC	0-0-0		WIU	4-1-5	
KSU	0-0-0		CMU	0-0-0		BallSt	3-4-7	
CMU	0-0-0		BSU	3-0-3	TFL	WMU	4-1-5	TFL
Miami	2-1-3		Miami	4-2-6	TFL	CMU	2-0-2	
EMU	1-1-2		EMU	2-0-2		Buffalo	2-0-2	
BSU	1-1-2		Toledo	0-3-3		BGSU	5-3-8	INT
Toledo	0-0-0		Buffalo	0-0-0		Toledo	4-1-5	
Ohio	1-1-2		WMU	0-0-0		EMU	1-2-3	
WMU	DNP		Ohio	1-0-1		KentSt	0-2-2	
BGSU	DNP		BGSU	2-0-2				
Marshall	0-2-2		Boise St.	5-0-5	INT			





## 82 CHAD BEEBE

**Wide Receiver/Kick Returner | 5-9 | 182 | Sr.-R. | 3L**  
**Aurora, Ill. | Aurora Christian HS**

### 2016

- Used redshirt season due to off-season injury.

### 2015

- Returned from a gruesome arm injury suffered the previous season to play in

13 games with three starts at receiver.  
 • Also served as NIU's top punt returner.  
 • Tallied 318 all-purpose yards, with 193 receiving, 119 returning and six rushing.  
 • Had 13 receptions, three rushes and a team-high 14 punt return attempts.  
 • Tied his career high with three receptions against UNLV (9-5).  
 • Also had three catches vs. Murray State (9-12) and Ball State (10-10).  
 • Posted a season-high 51 receiving yards in the Murray State win.  
 • Tallied a season-high 40 punt-return yards against the Racers on just three attempts.  
 • Had a career-long 40-yard punt return at Central Michigan (10/3).  
 • Finished second on the team with 14.8 yards per reception.

### 2014

- Played in 12 games with five starts.
- Ranked fourth on the team in receptions (21) and receiving yards (219).
- Caught second career touchdown pass at Ohio (11-18), an 18-yard game-winner late in the fourth quarter.
- Had three receptions in five different games.
- Also served as NIU's primary punt returner, fielding 18 punts and returning them for 148 yards.
- Recorded a career-long 36-yard punt return at Northwestern (9-6) to help set up the Huskies' final touchdown in the fourth quarter to garner NIU Special Teams Player of the Week honors.
- Suffered a broken arm in the MAC Championship Game (12-5).
- Third team All-MAC selection as a punt returner by Phil Steele.

### BEEBE'S CAREER STATS

#### RECEIVING

Year	G/GS	Rec.	Yds.	Avg.	TD	Lg	Yds/G
2013	10/0	2	101	50.5	1	81	11.2
2014	12/5	21	219	10.4	1	32	18.2
2015	13/3	13	193	14.8	0	32	14.8
Career	35/8	36	513	25.2	2	81	14.7

#### PUNT RETURNS

Year	G/GS	No.	Yds.	Avg.	TD	Lg
2013	10/0	0	0	0	0	0
2014	12/5	18	148	8.2	0	36
2015	13/3	14	119	8.5	0	40
Career	35/8	32	267	8.3	0	40

#### SINGLE GAME HIGHS

Catches: 3, eight times, last vs. Ball State, 10-10-15  
 Receiving Yards: 81, at Massachusetts, 11-2-13  
 Long Gain: 81, at Massachusetts, 11-2-13  
 Punt Returns: 4, at Ball State, 11-3-14  
 Punt Return Yardage: 47, at Northwestern, 9-6-14  
 Long Punt Return: 40, at Central Michigan, 10-3-15

### 2013

- Appeared in 10 games.
- Recorded the longest touchdown catch of the season with a career-long 81-yard grab at Massachusetts (11-2).
- Made a 20-yard catch in the MAC title game (12-6).

### High School

- Appeared in 10 games.
- Recorded the longest touchdown catch of the season with a career-long 81-yard grab at Massachusetts (11-2).
- Made a 20-yard catch in the MAC title game (12-6).
- Earned IHSA All-State honors following the 2012 season, in addition to all-area and all-conference accolades.
- Holds school records for most career catches and receiving yards.
- Recorded 65 catches for 980 yards and 15 touchdowns in 2012.

### Personal

- Born June 1, 1994, in Buffalo, N.Y.
- Son of Don and Diana Beebe.
- Father Don played in six Super Bowls with the Buffalo Bills and Green Bay Packers.
- Business administration major.

### GAME-BY-GAME RECEIVING STATS

2013 OPP.	#-YDS	OTHER	2014 OPP.	#-YDS	OTHER	2015 OPP.	#-YDS	OTHER
Iowa	DNP		Presby.	2-9		UNLV	3-38	
Idaho	DNP		NW	0-0		Murray	3-51	
EIU	DNP		UNLV	3-55		Ohio St.	0-0	
Purdue	DNP		Arkansas	0-0		BC	1-26	
KSU	0-0		KSU	DNP		CMU	1-7	
Akron	0-0		CMU	3-45		BSU	3-46	
CMU	0-0		Miami	2-18		Miami	DNP	
EMU	0-0		EMU	1-1		EMU	0-0	
UMass	1-81	TD	BSU	3-16		Toledo	0-0	
BSU	0-0		Toledo	3-40		Buffalo	0-0	
Toledo	0-0		Ohio	3-22	TD	WMU	1-8	
WMU	0-0		WMU	1-13		Ohio	0-0	
BGSU	1-20		BGSU	0-0		BGSU	1-17	
Utah St.	0-0		Marshall	DNP		Boise St.	0-0	

### GAME-BY-GAME PUNT RETURN STATS

2013 OPP.	#-YDS	OTHER	2014 OPP.	#-YDS	OTHER	2015 OPP.	#-YDS	OTHER
Iowa	DNP		Presby.	1-11		UNLV	1-13	
Idaho	DNP		NW	2-47		Murray	3-40	
EIU	DNP		UNLV	0-0		Ohio St.	0-0	
Purdue	DNP		Arkansas	1-0		BC	1-7	
KSU	0-0		KSU	DNP		CMU	3-39	
Akron	0-0		CMU	0-0		BSU	1-(-3)	
CMU	0-0		Miami	3-27		Miami	DNP	
EMU	0-0		EMU	2-14		EMU	0-0	
UMass	0-0		BSU	4-19		Toledo	0-0	
BSU	0-0		Toledo	1-7		Buffalo	2-11	
Toledo	0-0		Ohio	1-0		WMU	0-0	
WMU	0-0		WMU	1-13		Ohio	2-4	
BGSU	0-0		BGSU	2-10		BGSU	1-8	
Utah St.	0-0		Marshall	DNP		Boise St.	0-0	



## 4 CHRISTIAN BLAKE

**Wide Receiver | 6-1 | 181 | Sr. | 3L**  
**Ft. Lauderdale, Fla. | Cardinal Gibbons HS**

### 2016

- Played in all 12 games with 10 starts.
- Recorded a reception in 11 of 12 games to rank third on the team in receptions with 34 and second in receiving yards with 457.
- Led NIU with 13.4 yards per catch.
- Scored first career rushing touchdown at Western Michigan (10-8).
- Recorded a career-high with 82 receiving yards in the season-opener at Wyoming (9-3).
- Caught three passes for 38 yards with a touchdown against Central Michigan (10-15)
- Made two catches for 29 yards and a touchdown versus Toledo in the Chi-Town Showdown (11-9).

### 2015

- Played in 10 games at wide receiver.
- Caught career high five passes for 44 yards.
- Recorded receptions in four consecutive games beginning with a catch at Boston College (9/26).
- Made a career-long 24-yard catch in the win at Miami (10/17).

### 2014

- Played in 12 games as a true freshman.
- Made collegiate debut in the season opener vs. Presbyterian (8-28).
- Caught two passes for 14 yards at Arkansas (9-20).
- Had a 15-yard reception vs. Marshall in the Boca Raton Bowl (12-23).

### BLAKE'S CAREER STATS

#### RECEIVING

Year	G/GS	Rec.	Yds.	Avg.	TD	Lg	Yds/G
2014	12/0	3	29	9.7	0	15	2.4
2015	10/0	5	44	8.8	0	22	4.4
2016	12/10	34	457	13.4	2	51	38.1
Career	34/10	42	530	12.6	2	88	15.6

#### RUSHING

Year	G/GS	No.	Yds.	Avg.	TD	Lg	Yds/G
2014	12/0	0	0	0.0	0	-	0.0
2015	10/0	0	0	0.0	0	-	0.0
2016	12/10	10	31	3.1	1	11	2.6
Career	34/10	10	31	3.1	1	11	0.9

#### RECEIVING SINGLE GAME HIGHS

Catches: 6, at South Florida, 9-10-16

Receiving Yards: 82, at Wyoming, 9-3-16

Long Gain: 24, at Miami, 10-17-15

Touchdown: 1, twice, last vs Toledo, 11-9-16

#### RUSHING SINGLE GAME HIGHS

Rushing Attempts: 3, twice, last at Kent State, 11-25-16

Rushing Yards: 19, vs SDSU, 9-17-16

Touchdown: 1, at Western Michigan, 10-8-16

Long Gain: 11, vs.

### High School

- Made 22 catches for 326 yards and seven touchdowns as a senior.
- Named one of the Chiefs' team captains prior to the 2013 season.
- Given CGHS' Special Teams Player of the Year Award as a junior.
- Member of school's track & field team.

### Personal

- Born June 8, 1996, in Plantation, Fla.
- Son of Anthony and Karen Blake.
- Public communications and rhetoric major.

### GAME-BY-GAME RECEIVING STATS

2014 OPP.	#-YDS	OTHER	2015 OPP.	#-YDS	OTHER	2016 OPP.	#-YDS	OTHER
Presby.	0-0		UNLV	0-0		WYO	4-82	
N'western	0-0		Murray	1-6		USF	6-53	
UNLV	0-0		Ohio St.	0-0		SDSU	3-19	
Arkansas	2-14		BC	1-0		WIU	3-42	
KSU	0-0		CMU	1-8		BallSt	5-75	
CMU	0-0		BSU	1-6		WMU	2-32	
Miami	0-0		Miami	1-24		CMU	3-38	TD
EMU	0-0		EMU	0-0		Buffalo	0-0	
BSU	DNP		Toledo	DNP		BGSU	2-15	
Toledo	0-0		Buffalo	DNP		Toledo	2-29	TD
Ohio	DNP		WMU	0-0		EMU	2-18	
WMU	0-0		Ohio	DNP		KentSt	2-54	
BGSU	0-0		BGSU	0-0				
Marshall	1-15		Boise St.	DNP				

### GAME-BY-GAME RUSHING STATS

2016 OPP.	#-YDS	OTHER
WYO	0-0	
USF	0-0	
SDSU	3-19	
WIU	0-0	
BallSt	1-4	
WMU	1-2	TD
CMU	0-0	
Buffalo	2-6	
BGSU	0-0	
Toledo	0-0	
EMU	0-0	
KentSt	0-0	





## 89 MITCHELL BRINKMAN

**Tight End | 6-2 | 244 | So. | 1L**

**Council Bluffs, Iowa | Lewis Central HS**

### 2016

- Recorded his first action as a Huskie versus San Diego State (9-17) as a reserve tight end, and made his first career start against Western Illinois (9-24).
- Caught one pass versus Central Michigan (10-15) for three yards.

- Effective as a blocker in NIU's two tight end sets as the Huskies ranked 16th nationally in rushing offense.
- Finished the season with three starts in eight games played.

### High School

- Helped Lewis Central earn a trip to the Iowa 4A state quarterfinals.
- Selected All-State by the *Des Moines Register*, the *Waterloo-Cedar Falls Courier* and *The Gazette* in Cedar Rapids.
- Made 36 catches for 570 yards and seven touchdowns as a junior followed by 31 caught passes for 453 yards and five scores as a senior.

### Personal

- Born Feb. 4, 1998 in Omaha, Neb.
- Son of Matt and Carrie Brinkman.
- Intends to major in international business with a minor in Spanish.



## 76 DALE BROWN

**Offensive Line | 6-3 | 307 | Jr.-R | 2L**

**Lee's Summit, Mo. | Lee's Summit West HS**

### 2016

- As a part of the offensive line, stopped the Buffalo (10-22) and Eastern Michigan (11-16) defenses from recording any sacks against the Huskies.
- Played three games for the Huskies as a reserve offensive lineman.

### High School

- Two-time all-conference honoree.
- Earned all-district honors as a senior.
- Caught eight passes for 97 yards and two touchdowns in 2013.
- Member of Titans' 2013 state championship team that finished 13-1.
- Team captain for both football and basketball teams.
- Helped the Titans capture conference and district championships in 2011 and 2012.

### Personal

- Born Oct. 16, 1995, in Kansas City, Mo.
- Son of Dale, Sr., and Bonnye Brown.
- Leadership and management major.

### 2015

- Played in nine games as a reserve left tackle and special teams blocker.

### 2014

- Redshirted.
- Switched to offensive line after starting the season as a tight end.
- Named NIU Offensive Scout Player of the Week for the Kent State game (10-4).



## 10 D.J. BROWN

**Wide Receiver | 5-9 | 181 | Jr. | 2L**

**North Little Rock, Ark. | North Little Rock HS**

### 2016

- Played in all 12 games at wide receiver and on special teams.
- Made nine catches for 91 total yards, carried the ball six times for 31 yards and returned four punts for 19 yards to total 141 all-purpose yards.
- Caught three passes for 32 yards versus Bowling Green (11-1).
- Posted season-long 19-yard receptions versus San Diego State (9-17) and at Kent State (11-25).
- Gained a season-best 27 yards on three carries versus Buffalo (10-22) with a season-long 17-yard run.
- Recorded a tackle on special teams.

### 2015

- Played in 13 games with one start as a true freshman, playing tailback mostly.
- Finished with 63 rushing yards on 12 attempts with one touchdown.
- Tallied 55 rushing yards on 10 carries in the victory over Murray State (9-12).
- Scored his first collegiate touchdown on a six-yard run against Eastern Michigan (10-24).
- Earned a start at tailback at Boston College (9-26).
- Also contributed on special teams, returning three kickoffs for 53 yards and making three total tackles.

### High School

- Accumulated more than 5,000 rushing yards and scored 51 touchdowns during his high school career.
- First team All-State selection in 2014 after rushing for more than 2,000 yards.
- As a senior, led North Little Rock to an 11-2 record, a conference title and an appearance in the Class 7A state playoff semifinals.
- Ran for 2,140 yards and 15 touchdowns in 11 games as a junior at Little Rock Catholic High School.

### Personal

- Born Nov. 5, 1996 in St. Louis, Mo.
- Son of Dee Edmondson and Bin Brown.
- Intends to major in biology.

### BROWN'S CAREER STATS

#### RUSHING

Year	G/GS	No.	Yds.	Avg.	TD	Lg	Yds/G
2015	13/1	12	63	5.2	1	23	5.2
2016	12/0	6	31	5.2	0	17	2.6
<b>Career</b>	<b>25/1</b>	<b>18</b>	<b>94</b>	<b>5.2</b>	<b>1</b>	<b>40</b>	<b>3.8</b>

#### RECEIVING

Year	G/GS	No.	Yds.	Avg.	TD	Lg	Yds/G
2015	13/1	0	0	0	0	0	0
2016	12/0	9	91	10.1	0	19	7.6
<b>Career</b>	<b>25/1</b>	<b>9</b>	<b>91</b>	<b>10.1</b>	<b>0</b>	<b>19</b>	<b>3.6</b>

#### RECEIVING SINGLE GAME HIGHS

Catches: 3, vs BGSU, 11-1-16  
 Receiving Yards: 32, vs BGSU, 11-1-16  
**Long Gain: 19, vs.**

#### RUSHING SINGLE GAME HIGHS

Rushing Attempts: 10, vs. Murray State, 9-12-15  
 Rushing Yards: 55, vs. Murray State, 9-12-15  
**Long Gain: 23, vs.**





## 29 ADAM BUIRGE

**Safety | 6-0 | 205 | So.-R | 1L**

**Minneapolis, Minn. | Park Center HS**

### 2016

- Recorded first playing time as a Huskie at South Florida (9-10) where he recorded two solo tackles.
- Matched his two-tackle total against Bowling Green (11-1) with one solo stop and one assist.
- Finished the season with five total

tackles in nine games played.

- Contributor on special teams as well as a reserve defensive back.

### 2015

- Redshirted.

### Personal

- Born Nov. 11, 1996, in Minneapolis.
- Son of Robert and Diann Buirge.
- Sister, Ashley, played softball at Minnesota-Duluth and mother, Diann, played softball at Southwest Illinois College.
- Intends to major in business.

### High School

- Three-year letterwinner at Park Center.
- Played numerous positions in high school before settling at wide receiver.
- As a senior, earned first team All-State honors after catching 46 passes for 699 yards and 10 touchdowns.
- In 2014, helped Park Center win five games, the school's best season in 15 years.
- Tallied 18 receptions for 326 yards and four touchdowns as a junior.
- Recorded four special teams touchdowns as a return man.
- Also tallied 142 tackles, nine interceptions, three fumble recoveries and scored five touchdowns on defense in his high school career.



## 15 MARCUS CHILDERS

**Quarterback | 6-0 | 229 | Fr.-R**

**Adairsville, Ga. | Adairsville HS**

### 2016

- Redshirted

### High School

- Led Tigers to the second round of the Georgia 3A state playoffs as a senior.
- Helped team reach the Georgia 3A

state playoffs as a junior.

- Guided Tigers to the most points in school history with 499 points in 12 games, averaging 41.6 points per game.
- Rushed for over 1,500 yards and passed for more than 1,000 yards in two years as starting quarterback.
- Enrolled at NIU in spring 2016 and participated in spring drills after originally signing with Memphis out of high school.

### Personal

- Born Feb. 6, 1997 in Adairsville, Ga.
- Son of Randell and Melinda Childers.
- Business major.



## 12 JOSH CORCORAN

**Defensive End | 6-3 | 250 | Jr. | 2L**

**Lakeville, Minn. | Lakeville South HS**

### 2016

- Credited with 27 tackles, 12 solo, and ranked second on the team with seven tackles for losses totaling 19 yards.
- His three quarterback sacks tied for third on the team.
- Recorded five total tackles with three solo, two sacks and 2.5 tackles for loss at

Ball State (10-1).

- Made a season-high eight tackles with three solo stops and five assists, including a tackle for a loss, versus Toledo in the Chi-Town Showdown (11-9).
- Earned co-Defensive Player of the Week honors from NIU coaches for that performance.
- Tallied four tackles with two solos, a sack and a blocked field goal versus Bowling Green (11-1).
- Had a pair of tackles for loss with four total tackles in the season finale at Kent State (11-25).
- Played in all 12 games on defense and special teams, including six as starting defensive end.

### 2015

- Earned playing time in all 14 games as a true freshman at linebacker.
- Tallied 10 tackles with nine solo stops.
- Recorded a season-best three tackles in the Murray State (9-12) game.
- Also had multiple tackles in key games at Toledo (11-3) and in San Diego during the Poinsettia Bowl against Boise State (12-23).
- Had at least one tackle in six games.

### High School

- Team captain and starter on both sides at Lakeville South.
- As a senior, led the Cougars to the playoffs and was an All-South Suburban Conference selection.
- Tallied 101 tackles at linebacker and rushed for 530 yards and 10 touchdowns at fullback as a senior in 2014.
- Made 86 tackles as a junior and 64 stops during his sophomore year.
- Blocked five kicks in high school.
- Also lettered in track & field.

### Personal

- Born April 5, 1997, in Burnsville, Minn.
- Son of Tom and Melissa Corcoran.
- His father, Tom, is an NIU alum and Corcoran has numerous family ties to the Chicagoland area.
- Undecided on a major.

### GAME-BY-GAME STATS

2016 OPP.	U-A-T	OTHER
WYO	1-2-3	
USF	0-0-0	
SDSU	0-0-0	
WIU	0-0-0	
Ball St	3-2-5	2QS, 2.5TFL
WMU	0-1-1	
CMU	1-0-1	
Buffalo	0-1-1	.5TFL
BGSU	2-2-4	QS, BK
Toledo	3-5-8	TFL
EMU	0-0-0	
KentSt	2-2-4	2TFL

### CORCORAN'S CAREER STATS

Year	G/GS	Solo	Asst	Total	TFL-Yds	QS-Yds	FF/FR	Int/PBU
2015	14/0	9	1	10	0.0-0	0.0-0	0/0	0/0
2016	11/6	12	15	27	7.0-19	3.0-6	0/0	0/0
Career	25/6	21	16	37	7.0-19	3.0-6	0/0	0/0

### SINGLE GAME HIGHS

Tackles: 8, vs Toledo, 11-9-16  
 Sacks: 2, at Ball State, 10-1-16  
 TFLs: 2.5, at Ball State, 10-1-16



## 97 HERLANDEZ CORLEY

**Defensive Tackle | 6-2 | 287 | Jr.-R | 2L**  
**Mobile, Ala. | McGill-Toolen Catholic HS**

### 2016

- Saw action on interior defensive line at Wyoming (9-3), at South Florida (9-10) and against Toledo (11-9).
- Provided depth at tackle and nose

### 2015

- Played in seven games to earn his first letter.
- Recorded five total tackles, two solo.
- Tallied his first collegiate tackle against Murray State (9-12).
- Also made stops in both postseason games, at the MAC Championship Game (12-4) and the Poinsettia Bowl (12-23).

### CORLEY'S CAREER STATS

Year	G/GS	Solo	Asst	Total	TFL-Yds	QS-Yds	FF/FR	Int/PBU
2015	7/0	2	3	5	0.0-0	0.0-0	0/0	0/0

### SINGLE GAME HIGHS

Tackles: 1, five times, last vs. Boise State, Poinsettia Bowl, 12-23-15

### 2014

- Redshirted.

### High School

- Garnered second team all-area honors in 2013.
- Helped McGill-Toolen accumulate a 34-5 record over three years.
- Compiled 89 tackles, 57 solo, as a senior with six sacks and three pass breakups.
- Notched 55 tackles and 5.5 sacks and forced two fumbles in 2012.

### Personal

- Born Feb. 19, 1996, in Mobile, Ala.
- Son of Sidell Corley and Kimberly Gordon.
- Marketing major.



## 88 DANIEL CRAWFORD

**Tight End | 6-1 | 242 | So.-R | 1L**  
**Macomb, Mich. | Dakota HS**

### 2016

- Appeared in all 12 games at tight end, and made his first career start at Kent State (11-25).
- Made two catches on the season for 17 yards with his longest reception going for 10 yards against Buffalo (10-22).
- Also recorded a seven-yard reception

versus Western Illinois (9-17).

- Saw action in NIU's two and three tight end sets, and contributed on special teams.
- Tight ends played an important role in the Huskies' successful rushing offense as NIU ranked 16th in the country with eight 100-yard rushing games on the year.

### 2015

- Redshirted.
- Named the NIU Offensive Scout Player of the Week for the games at Boston College (9-26) and Buffalo (11-11).

### High School

- Red-zone threat at tight end for Dakota.
- As a senior, caught 29 passes for 272 yards and seven touchdowns.
- Also registered 41 tackles and four sacks in 2014, helping Dakota reach the second round of the Michigan Class 1 playoffs.
- Recorded 20 receptions for 212 yards and five touchdowns as a junior, advancing to the state quarterfinals.
- Switched to tight end from offensive line during his sophomore year.
- Also lettered on the Dakota basketball team.

### Personal

- Born Dec. 15, 1997, in Williamsburg, Va.
- Son of Danny and Sonja Crawford.
- Intends to major in computer science.

### CRAWFORD'S CAREER STATS

#### RECEIVING

Year	G/GS	No.	Yds.	Avg.	TD	Lg	Yds/G
2016	12/1	2	17	8.5	0	10	1.4

#### SINGLE GAME HIGHS

Catches: 1, twice, last vs Buffalo, 10-22-16





## 45 LANCE DEVEAUX, JR.

**Linebacker | 6-0 | 202 | So. | 1L**

**Pompano Beach, Fla. | St. Thomas Aquinas HS**

### 2016

- Made his first career start as a Huskie against Toledo (11-9) at linebacker.
- Totaled 26 tackles, 17 solo, in nine games with two starts.
- Tallied career high nine tackles versus Toledo, recording four solo and five assists.
- Registered at least two tackles in last five games of the season, including six against Buffalo (10-22) and five at Eastern Michigan (11-16), where he made his second start.
- In final game of the season, recorded first tackle for loss at Kent State (11-25) for three yards as well as a pass breakup.
- Also broke up a pass versus Buffalo.
- Graduated early and joined NIU for Spring 2016 semester and took part

### High School

- Won a Florida 7A state title in 2014, as the St. Thomas Aquinas defense allowed just six points per game during the 15-1 season.
- Made 45 tackles with five passes defended, three interceptions and two blocked kicks as a senior.
- Tallied two forced fumbles, two fumble recoveries and four interceptions in his high school career.
- Graduated early and joined NIU for Spring 2016 semester and took part in spring practices.

### Personal

- Born March 14, 1997 in Coral Springs, Fla.
- Son of Lance, Sr. and Hope Deveau.
- Undecided major.

### GAME-BY-GAME STATS

2016 OPP.	U-A-T	OTHER
WYO	DNP	
USF	DNP	
SDSU	0-0-0	
WIU	DNP	
BallSt.	0-0-0	
WMU	DNP	
CMU	0-0-0	
Buffalo	4-2-6	PBU
BGSU	3-1-4	
Toledo	4-5-9	
EMU	4-1-5	
KentSt.	2-0-2	TFL, PBU

### DEVEAUX'S CAREER STATS

Year	G/GS	Solo	Asst	Total	TFL-Yds	QS-Yds	FF/FR	Int/PBU
2016	8/2	17	9	26	1.0-3	0.0-0	0/0	0/2

### SINGLE GAME HIGHS

Tackles: 9, vs Toledo, 11-9-16  
 TFLs: 1, at Kent State, 11-25-16  
 Pass Breakups: 1, twice, last at Kent State, 11-25-16



## 3 JALEN EMBRY

**Cornerback | 6-0 | 194 | Jr.-R | 1Sq**

**Detroit, Mich. | Martin Luther King Jr. HS/Iowa Central CC**

### 2016

- Redshirted.

### Prior to NIU

- Redshirted at Iowa in 2014 before transferring to Iowa Central Community College for the 2015 season.
- Made 49 tackles in 10 games in 2015.
- Returned an interception 30 yards, broke up seven passes and blocked a kick.
- Returned 20 kickoffs and 10 punts for the Tritons, averaging 27.2 yards per kickoff return and 22.1 yards per punt return, including a 68-yard KOR.
- Played receiver late in the year and caught five passes for 26 yards.

### High School

- Earned All-State recognition from the *Detroit Free Press* and selected first team All-Metro and all-city as a senior.
- Was a second team all-state and first team all-city choice as a junior.
- Recorded four interceptions with 28 tackles during senior season.
- Caught 53 passes for 1,026 yards and 12 touchdowns as a receiver his senior year.
- Tallied 32 tackles and five interceptions on defense as a junior.
- Served as team captain in final two years when team went 19-6.
- A sprinter and high jumper on the King track team.

### Personal

- Born March 14, 1996 in Detroit, Mich.
- Son of Lilchell Arnold.
- Criminal justice major with communications minor.



## 47 AARON FISCHER

**Fullback | 5-10 | 239 | Jr.-R | 1L**  
**Sun Prairie, Wis. | Sun Prairie HS**

### 2016

- Did not see action in any games in

### 2015

- Appeared in five games for the Huskies.
- Made his collegiate debut in the win against Murray State (9-12).

### 2014

- Redshirted.

### High School

- Two-time all-conference honoree.
- Named a team captain prior to the 2013 season.
- Helped the Cardinals win Big 8 Conference titles in 2012 and 2013.
- Ranked as the top fullback in the state and 35th player overall in the state of Wisconsin by WisSports.net.

### Personal

- Born Feb. 26, 1996, in Madison, Wis.
- Son of Rick and Gina Fischer.
- Business major.



## 11 TRAYSHON FOSTER

**Safety | 5-11 | 192 | So.-R | 1L**  
**Tuscaloosa, Ala. | Tuscaloosa Academy**

### 2016

- Tallied at least one tackle in 10 of the 11 games he played on the season.
- Totaled 26 tackles as a reserve safety and was a regular on special teams.
- Recorded a season-high five tackles with two solo tackles and three assists in the season-opener at Wyoming (9-3).

- Made four tackles twice, at USF (9-10) and versus Central Michigan (10-15), where he had four solo tackles.
- Qualified for the Academic All-MAC team.

### 2015

- Redshirted.

### Personal

- Born March 16, 1997 in Tuscaloosa, Ala.
- Son of Alexius Foster and Tynita Kichard.
- Intends to major in business.

### FOSTER'S CAREER STATS

Year	G/GS	Solo	Asst	Total	TFL-Yds	QS-Yds	FF/FR	Int/PBU
2016	11/0	15	11	26	0.0-0	0.0-0	0/0	0/0

### SINGLE GAME HIGHS

Tackles: 5, at Wyoming, 9-3-16

### High School

- Excelled on both sides of the ball during his prep career in Alabama.
- As a senior, helped Tuscaloosa Academy to an 8-3 season and an appearance in the playoffs.
- Selected to play in the Class of 2K15 AISA All-Star Game.
- Named first team All-State as a wide receiver in 2014.
- Also lettered and made the playoffs as a junior at Tuscaloosa Academy.

### GAME-BY-GAME STATS

2016 OPP.	U-A-T	OTHER
WYO	2-3-5	
USF	2-2-4	
SDSU	0-2-2	
WIU	1-1-2	
BallSt	0-0-0	
WMU	0-0-0	
CMU	4-0-4	
Buffalo	3-0-3	
BGSU	DNP	
Toledo	0-3-3	
EMU	1-0-1	
KentSt	2-0-2	



## 17 RYAN GRAHAM

**Quarterback | 6-1 | 212 | Jr.-R | 2L**

**Wheaton, Ill. | Wheaton Warrenville South HS**

### 2016

- Academic All-MAC selection saw action in eight games and started four at quarterback for the Huskies in 2016.
- Took over when Drew Hare got injured at South Florida (9-10), and started the San Diego State (9-17) and Western Illinois (9-24) games.
- Relieved an injured Anthony Maddie

and started the Toledo (11-9) and Eastern Michigan (11-16) contests.

- Set career highs for completions (24), attempts (43) and passing yards (227) versus Toledo and ran for career best 97 yards on 17 carries.
- Also threw three touchdown passes - of one, four and 19 yards - versus Toledo to tie his career high.
- Ran 44 times for 187 yards on the year with a season-long 30-yard rush versus Buffalo (10-22).
- Completed 71-of-127 passes for 680 yards and eight touchdowns on the season.
- Threw for 213 yards versus San Diego State and 227 yards against Toledo for his top passing performances of the season.
- Recorded a tackle against San Diego State and again versus Western Illinois.
- Top total offense returnee for NIU in 2017 with 867 yards on 171 plays in eight games a year ago.

### Personal

- Born Jan. 9, 1996, in Geneva, Ill.
- Son of Dan and Robin Graham
- Business administration major.
- Father was former NIU (1983-87) and Tampa Bay Buccaneers lineman.
- Uncle, Russ, played linebacker and safety at NIU (1979-82).
- Uncle, Kent, played quarterback for 10 seasons in the National Football League with the New York Giants, Arizona Cardinals, Pittsburgh Steelers and Washington Redskins.

### GRAHAM'S CAREER STATS

#### PASSING

Year	G/GS	C-A-I	Pct.	Yds.	TD	Lg	Yds/G	Effc.
2015	10/4	55-102-3	53.9	691	6	68	69.1	124.36
2016	8/4	71-127-6	55.9	680	8	49	85.0	112.22
Career	18/8	126-229-9	54.9	1,371	14	117	154.1	236.58

#### RUSHING

Year	G/GS	No.	Yds.	Avg.	TD	Lg	Yds/G
2015	10/4	69	104	1.5	0	38	10.4
2016	8/4	44	187	4.2	0	30	23.4
Career	18/8	113	291	1	0	68	33.8

#### PASSING SINGLE GAME HIGHS

Attempts: 43, vs Toledo, 11-9-16  
 Completions: 24, vs Toledo, 11-9-16  
 Passing Yards: 227, vs Toledo, 11-9-16  
 Touchdowns: 3, twice, last vs Toledo, 11-9-16  
 Long Completion: 68, at Buffalo, 11-11-15

#### RUSHING SINGLE GAME HIGHS

Rushing Attempts: 18, at Buffalo, 11-11-15  
 Rushing Yards: 97, vs Toledo, 11-9-16  
 Long Rush: 38, at Toledo, 11-3-15

### 2015

- Appeared in 10 games with four starts.
- Finished with 691 passing yards.
- Completed 53.9 percent of his passes.
- Tossed six TDs and just three INTs.
- Took over as starting QB after starter Drew Hare was injured at Toledo (11-3).
- Led a crucial second-half comeback against the No. 20 Rockets, completing 9-of-12 pass attempts for 132 yards and his first career touchdown pass - all in the second half.
- Also started and finished wins over Buffalo (11-11) and Western Michigan (11-18) to help the Huskies win the MAC West again.
- Threw for a career-high 190 yards and two TDs against the Bulls.
- Named MAC Scholar Athlete of the Week for his effort at Buffalo, which included a career-high 78 yards rushing on 18 attempts.
- Tossed for two touchdowns again versus Western Michigan.
- Threw for 158 yards and rushed for 39 more in the win over WMU.
- Was injured in the Ohio (11-24) defeat and missed the MAC Championship Game against Bowling Green (12-4) the next week.
- Returned to start the Poinsettia Bowl versus Boise State (12-23).
- Honored as an Academic All-MAC student-athlete for the first time.

### 2014

- Redshirted.
- Named NIU Offensive Scout Team Player of the Week for his good work helping the Huskies prepare for Northwestern (9-6).

### High School

- Completed 151-of-298 passes for 2,007 yards and 24 touchdowns in two seasons as the starting quarterback.
- Ran for 1,096 yards and 11 touchdowns on 247 carries in two years.
- Named team MVP and second team all-conference as a senior.
- Threw for 1,079 passing yards in 2013 with 13 touchdown passes.
- Gained 576 yards on the ground as a senior, scoring twice.
- Selected as a team captain prior to his senior year.
- Tallied 928 yards and 11 TDs on 81-of-152 passing as a junior.
- Scored nine rushing TDs in 2012 while gaining 520 yards rushing.



### GAME-BY-GAME PASSING STATS

2015 OPP.	C-A-I	YDS	TD	2016 OPP.	C-A-I	YDS	TD
UNLV	DNP			WYO	DNP		
Murray	2-3-0	31	0	USF	9-15-0	65	1
Ohio St.	DNP			SDSU	17-35-2	213	3
BC	DNP			WIU	14-21-1	109	1
CMU	0-2-1	0	0	BallSt.	DNP		
BSU	0-0-0	0	0	WMU	DNP		
Miami	0-0-0	0	0	CMU	DNP		
EMU	0-0-0	0	0	Buffalo	0-1-1		
Toledo	9-12-0	132	1	BGSU	1-2-1	8	
Buffalo	15-24-1	190	2	Toledo	24-43-1	227	3
WMU	11-23-1	158	2	EMU	6-10-0	58	
Ohio	11-17-0	142	1	KentSt.	DNP		
BGSU	DNP						
Boise St.	7-21-0	38	0				

### GAME-BY-GAME RUSHING STATS

2015 OPP.	#-YDS	OTHER	2016 OPP.	#-YDS	OTHER
UNLV	DNP		WYO	DNP	
Murray	5-2		USF	5-21	
Ohio St.	DNP		SDSU	8-11	
BC	DNP		WIU	3-8	
CMU	0-0		BallSt.	DNP	
BSU	3-11		WMU	DNP	
Miami	0-0		CMU	DNP	
EMU	0-0		Buffalo	5-44	
Toledo	10-41		BGSU	1-3	
Buffalo	18-78		Toledo	17-97	
WMU	9-39		EMU	5-3	
Ohio	14-(-18)		KentSt.	DNP	
BGSU	DNP				
Boise St.	10-(-49)				



## 85 RYAN GIBBONS

**Wide Receiver | 5-11 | 178 | Fr.-R**  
**Park Ridge, Ill. | Maine South HS**

### 2016

- Redshirted.

### Personal

- Born Feb. 17, 1998 in Gurnee, Ill.
- Son of John and Amy Gibbons.
- Intends to major in business.

- Father was a four time letterwinner for NIU (1978-81).

### High School

- Tallied 52 catches for 576 yards and five touchdowns as a wide receiver and recorded a forced and recovered fumble at safety for Maine South.
- Helped team reach second round of Illinois 7A state playoffs.
- Earned Central Suburban League Championships with the Hawks his junior and senior seasons.



## 42 ANDREW GREGORY

**Linebacker | 6-1 | 213 | Fr.-R**  
**Normal, Ill. | Normal Community HS**

### 2016

- Redshirted.

### High School

- Unanimous IHSFCA All-State selection and earned All-Big 12 Conference honors.

- Selected honorable mention All-Area by the *Chicago Tribune* and *The Pantagraph*.
- Tallied 283 tackles, seven sacks, seven pass break-ups, three interceptions and recovered a pair of fumbles during his prep career.
- Won back-to-back Big 12 titles during his junior and senior seasons.

### Personal

- Born June 23, 1998 in Bloomington, Ill.
- Son of Steven and Kim Gregory.
- Intends to major in accounting.
- Father played football at Evansville.
- Sister, Holly Gregory, plays soccer at Purdue.



## 63 EZEKIEL GUETHS

**Offensive Line | 6-5 | 302 | Fr.-R**  
**Shawano, Wis. | Shawano Community HS**

### 2016

- Redshirted.

### Personal

- Born Nov. 2, 1997 in Shawano, Wis.
- Son of Jon and Wendy Gueths.
- Admires Pete Maravich for his

### High School

- Garnered All-Area and Academic All-State by the Green Bay Press Gazette.
- Earned All-Bay Conference selection.
- Recorded 59 tackles, two fumble recoveries, and a blocked kick.
- Three year letterwinner and two-year captain.

dedication and hard work.



## 84 TY HARMSTON

**Tight End | 6-4 | 258 | Jr.-R | 2L**  
**Stockton, Ill. | Stockton HS**

### 2016

- Played first three games of the season before enduring a season ending leg injury against San Diego State (9-17).

### 2015

- Moved to tight end in the spring after playing on the defensive line for the last

two seasons.

- Appeared in five games as a defensive end.
- Made his collegiate debut against Murray State (9-12) at Huskie Stadium.
- Played in the first three MAC games.
- Also saw time in the Poinsettia Bowl against Boise State (12-23), recording his first career tackle, a solo stop.

### 2014

- Redshirted.
- Selected as Defensive Scout Team Player of the Week three times throughout the year for his work helping NIU prepare for opponents.

### High School

- Three-time all-conference and two-time all-area honoree.
- Compiled 137 tackles, 68 solo, in 2012 and 2013.
- Earned first team all-state, all-area and all-conference honors as a senior while playing offensive line, defensive line and tight end.
- Recorded 78 tackles and four pass breakups in 2013.
- Named the team's Defensive MVP and Lineman of the Year in 2013.
- Had 59 tackles, 34 solo, as a junior, earning first team all-conference.
- Caught 15 passes for 207 yards as a tight end in 2012.
- Collected all-area and all-conference recognition as a sophomore.
- Three-time state qualifier in wrestling.

### Personal

- Born Dec. 28, 1995, in Springfield, Ill.
- Son of Greg and Peggy Harmston.
- Biology major.
- Both parents were student-athletes at Augustana (Ill.) College.



## 34 CHRISTIAN HAGAN

**Kicker | 6-o | 188 | Sr. | 3L**  
**Omaha, Neb. | Westside HS**

### 2016

- Led NIU in scoring with 78 points on 45 PATs and 11 field goals.
- Has scored at least one point in 32 consecutive games dating back to the 2014 Ball State (11-5) game, when he took over as the Huskies' kicker.
- Ranks fifth on NIU's all-time kick

scoring list and is ninth in overall scoring.

- Made at least one field goal in nine games (BSU, USF, WMU, WIU, Buffalo, BG, Toledo, EMU, Kent State) in 2016, including each of last five games of the year.
- Converted 11-of-18 field goals, including a perfect five-of-five of less than 30 yards.
- Hit 44 straight PATs dating to the 2016 season opener.
- Named MAC West Special Teams Player of the Week for WMU game, converting on field goals of 30, 19 and 37 yards.
- Made 41-yard field goals vs. Bowling Green and Ball State for his longest of the year.
- Totaled 20 touchbacks on 68 kickoffs and averaged 61.8 yards on kickoffs
- An Academic All-MAC and Distinguished Scholar-Athlete selection.

### 2015

- NIU starting placekicker for all 14 games.
- Converted 14-of-18 field goal attempts.
- Made 52-of-54 PATs to finish as NIU's second-leading scorer with 94 points.
- Scored at least one point in every game for the Huskies, with successful field goals in eight different contests.
- Crucially went 4-for-4 on field goals at Toledo (11-3), including a career-best 52-yarder in the third quarter, to earn MAC West Specialist of the Week.
- His 14 points against the Rockets marked a season-high and helped the Huskies move into a tie for first in the MAC West.
- Also was perfect at Ohio State (9-19), making two FGs and one PAT.
- Kicked two field goals in games at Central Michigan (10-3) and Buffalo (11-11) as well - even with both games in rainy conditions.
- Had a career-long streak of six straight made field goals stretched out during key #MACTion games at Toledo (11-3) and Buffalo (11-11).
- Was a perfect 5-for-5 on FGs between 30 and 39 yards in 2015.
- Kicked four field goals of 40 yards or longer during the season.
- Took over kick-off duties for NIU, starting versus Ball State (10-10).
- Finished the season with 53 kick-offs for 3,132 yards, a team-high average of 59.1 yards per attempt with 13 touchbacks.
- Named Academic All-MAC and MAC Distinguished Scholar Athlete.

### 2014

- Took over NIU's starting placekicking duties in the Ball State game (11-5) and kept that role for the rest of the season.
- Made 9-of-12 field goal attempts.
- Converted all 23 extra point attempts.
- Finished season as the Huskies' third-leading scorer with 50 points.
- Was 6-for-7 on field goals of 30-plus yards.
- Went 3-for-3 on field goals in the MAC Championship Game versus Bowling Green (12-5), adding six PATs to score a career-high 15 points.
- Also made three FGs in the Boca Raton Bowl vs. Marshall (12-23).
- Converted a then-career-long 40-yard field-goal attempt at Western Michigan (11-28), giving NIU much-needed momentum heading into halftime.
- Named MAC West Specialist of the Week after making his first two collegiate field-goal attempts against Toledo (11-11).

### High School

- Named first team all-state as an athlete and punter by the *Omaha World-Herald* following his senior season.
- Garnered all-area recognition from the *Omaha World-Herald* and the *Lincoln Journal Star*, along with all-conference honors from multiple outlets.
- Converted nine-of-15 field goal attempts and 60-of-61 PATs in 2013.
- Averaged 33.0 yards per punt, including a long of 54 yards. Placed six punts inside the 20-yard line as a senior.
- Recorded a single-season record 71 touchbacks on kickoffs in 2013.
- Completed 153-of-240 passes for 2,200 yards and 24 touchdowns as a senior, setting school records for passing yards, completion percentage, touchdown passes and quarterback rating.
- Rushed for 231 yards and two touchdowns on 65 carries.
- Named to Nebraska's all-state team in baseball in 2013 as an infielder and a pitcher.

### Personal

- Born Aug. 17, 1995, in Omaha, Neb.
- Son of Steve and Alice Hagan.
- Business administration major.

### HAGAN'S CAREER STATS

Year	G/GS	Made-Att.	Pct.	Long	PAT	Pts.	Blk.
2014	6/0	9-12	75.0	40	23-23	50	1
2015	14/0	14-18	77.8	52	52-54	94	2
Career	20-0	23-30	76.7	52	75-77	144	3

### SINGLE GAME HIGHS

FG Made: 4, at Toledo, 11-3-15  
 FG Att.: 4, twice, last at Toledo, 11-3-15  
 Long FG: 52, at Toledo, 11-3-15  
 PATS: 8, vs. Ball State, 10-10-15  
 Points: 15, vs. Bowling Green, MAC Championship Game, 12-5-14





## 5 TRE HARBISON

**Tailback | 5-10 | 221 | Fr.-R**  
**Shelby, N.C. | Crest HS | Virginia**

### 2016

- Redshirted.

### Prior to NIU

- Signed with Virginia and spent the Spring 2016 semester there before transferring to NIU.

### High School

- Set Cleveland County's all-time rushing record with 5,770 yards and 100 touchdowns in his prep career.
- Totaled 2,080 yards and 38 rushing touchdowns as a senior after gaining 1,850 yards and scoring 38 TDs in 2014.
- Helped Chargers go undefeated (32-0) in back-to-back years, resulting in two state championships in 2014 and 2015.
- Named MVP of both state championship games with 300 yards rushing and seven TDs in the 2015 game and 192 rushing yards and three scores in 2014.
- A three-time all-conference player (2013-15) who garnered all-state honors as a senior in 2015.
- Also named the county player of the year in 2014 and 2015.
- A sprinter for the Crest track team.

### Personal

- Born July 1, 1998 in Shelby, N.C.
- Son of James Harbison and Kim Padgett-Harbison.
- Uncle, Charlie Harbison, is a long-time collegiate assistant football coach.
- Intends to major in journalism and minor in communications.



## 98 JACK HEFLIN

**Defensive Line | 6-3 | 296 | Fr.-R**  
**Prophetstown, Ill. | Erie-Prophetstown HS**

### 2016

- Redshirted.

### Personal

- Born March 8, 1998 in Galesburg, Ill.
- Son of Judith and Chris Breitbach and

### High School

- Named first team All-western Illinois as an offensive lineman and defensive lineman in back-to-back seasons.
- Garnered All-State recognition from the IHSFCA following his senior season.
- Tallied 249 tackles and eight forced fumbles during his career.
- Set a school record with 30 career starts.

Paul Hefflin.

- Intends to major in kinesiology.



## 52 JAKE HLAVA

**Defensive End | 6-2 | 246 | So.-R**  
**Batavia, Ill. | Batavia HS**

### 2016

- Did not see action in any games in

### 2015

- Redshirted.
- Named Defensive Scout Team Player of the Week for helping the Huskies prepare for the Toledo (11-3) game.

### High School

- Breakout star as a senior at Batavia.
- Set school record with 13.5 sacks, helping Batavia make the playoffs.
- 2014 Illinois High School Football Coaches 7A first team All-State.
- *Daily Herald* Tri-Cities All-Area pick.
- Upstate Eight Conference Co-Defensive Player of the Year in 2014.
- As a junior, recorded 74 tackles in helping Batavia win the Illinois Class 6A state title while playing at Huskie Stadium.
- Two-time *Kane County Chronicle* and *Aurora Beacon News* all-conference selection.

### Personal

- Born Jan. 29, 1997, in Hinsdale, Ill.
- Son of Tom and Kim Hlava.
- His father, Tom, was a student-athlete at Saint Norbert College.
- Intends to major in sports broadcasting.



## 23 JORDAN HUFF

**Tailback | 5-11 | 224 | Sr.-R | 3L**  
**Mobile, Ala. | St. Paul's Episcopal HS**

### Career

- In 36 career games has rushed for 1,427 yards and 16 touchdown on 206 carries to average 6.9 yards per carry.
- That average would rank first all-time with 300 carries or more.
- Compiled 1,905 career all-purpose yards to lead all 2017 returnees.

### 2016

- Appeared in 12 games at tailback and ranked second on the team in rushing attempts and rushing yards with 111 runs for 703 yards.
- Averaged 6.3 yards per rush, scored five rushing touchdowns and lost just nine yards on his 111 carries.
- Also caught 10 passes for 70 yards with a long of 30 yards and re-turned eight kickoffs for 193 yards for an average of 24.1 yards.
- Posted a pair of 100-yard rushing games with 130 yards on nine carries against Western Illinois (9-24) and a season high 173 yards on 23 carries at Eastern Michigan (11-16).
- Had a season long 60-yard rush for a score at EMU and also scored on runs of 27 and two yards.
- Final touchdown run proved to be the game-winner in overtime.
- Gained 79 yards on nine carries at Western Michigan (10-8)
- Returned three kickoffs for 84 yards versus San Diego State (9-17) and recorded a season long return of 39 yards at Ball State (10-1).

### 2015

- Played in 14 games with two starts.
- Ranked second on the team with 653 rushing yards and eight touchdowns.
- Averaged team-best 7.6 yards per carry (minimum 25 carries).
- Recorded the longest run of the season with an 87-yard jaunt against Western Michigan (11-18) and had a 53-yard TD run versus Eastern Michigan.
- Posted two 100-yard rushing games with 128 yards against Eastern Michigan (10-24) on season-high 13 carries and 159 yards on just eight runs versus WMU for an average of 19.9 yards per carry.
- Scored a pair of touchdowns versus Ball State (10-10) on runs on one and 17-yards.
- Recorded TDs in six of NIU's eight MAC regular season games.
- Totaled 50 or more rushing yards in six games with at least one carry in 13 contests.

### 2014

- Played in 11 games with one start, against Miami (10-18).
- Scored on his lone carry of the game on a six-yard rush.
- Tallied 271 all-purpose yards on the season as a tailback and kick returner.
- Had the longest kickoff return of the season by a Huskie, a 66-yard return versus Kent State (10-4) that set up the decisive field goal.
- Finished the season with 200 kickoff return yards on eight attempts.
- Had 71 rushing yards on nine carries, a 7.9 yards-per-carry average.
- Scored touchdowns on three of nine carries, with his first career score a game-winner against Kent State.
- Also found the end zone and had a career-high 25 rushing yards in the MAC Championship Game victory over Bowling Green (12-5).

### 2013

- Redshirted.
- Named Offensive Scout Player of the Week for his work in preparing for the Toledo (11-20) game.

### High School

- Two-time all-state and three-time all-area honoree.
- Holds school records for career and single season rushing yards.
- Finished his career with 4,873 rushing yards while playing on the varsity squad all four seasons.
- Scored 55 touchdowns over three seasons.
- Gained 967 yards and scored 16 touchdowns as a senior
- Scored 15 touchdowns and rushed for 962 yards as a junior.
- Posted his best season as a sophomore, carrying the ball 260 times for 1,705 yards and 24 touchdowns for the Saints.
- Rushed for 1,239 yards on 233 carries as a freshman.

### Personal

- Born April 9, 1995, in Mobile, Ala.
- Son of Willie and Colette Huff.
- Pre-computer science major.

### HUFF'S CAREER STATS

#### RUSHING

Year	G/GS	No.	Yds.	Avg.	TD	Lg	Yds/G
2014	11/1	9	71	7.9	3	18	6.5
2015	14/2	86	653	7.6	8	87	46.6
2016	12/0	111	703	6.3	5	60	58.6
Career	37/3	206	1,427	6.9	16	165	38.6

#### RECEIVING

Year	G/GS	Rec.	Yds.	Avg.	TD	Lg	Yds/G
2015	14/2	2	12	6.0	0	7	.5
2016	12/0	10	70	7.0	0	30	5.8
Career	26/2	12	82	6.8	0	37	3.2

#### KICKOFF RETURNS

Year	G/GS	No.	Yds.	Avg.	TD	Lg
2014	11/1	8	200	25.0	0	66
2016	12/0	8	193	24.1	0	39
Career	23/1	16	393	24.6	0	105

#### SINGLE GAME HIGHS

Rushing Attempts: 23, at Eastern Michigan, 11-16-16  
 Rushing Yards: 173, at Eastern Michigan, 11-16-16  
 Rushing Touchdowns: 3, at Eastern Michigan, 11-16-16  
**Long Gain: 87, vs. Western Michigan, 11-18-15**  
 Catches: 4, at Southern Florida, 9-10-16  
 Receiving Yards: 39, vs. San Diego State, 9-17-16  
**Long Gain: 45, at Arkansas, 9-20-14**  
 Long Kickoff Return: 84, vs. San Diego State, 9-17-16  
 Most Kickoff Returns: 3, twice, last at Ball State, 10-1-16

## HUFF'S GAME-BY-GAME RUSHING STATS

2014 OPP. #-YDS	OTHER	2015 OPP. #-YDS	OTHER	2016 OPP. #-YDS	OTHER
Presby.	3-8	UNLV	0-0	WYO	9-42
NW	DNP	Murray	4-52 TD	USF	13-54
UNLV	0-0	Ohio St.	3-5	SDSU	12-46
Arkansas	1-14	BC	2-2	WIU	9-130 TD
KSU	1-18 TD	CMU	4-29	BallSt	5-38
CMU	0-0	BSU	10-87 2TD	WMU	9-79
Miami	1-6 TD	Miami	12-64 TD	CMU	8-43
EMU	0-0	EMU	13-128 TD	Buffalo	0-0
BSU	0-0	Toledo	5-21	BGSU	3-34
Toledo	0-0	Buffalo	12-50 TD	Toledo	5-24
Ohio	DNP	WMU	8-159 TD	EMU	23-173 3TD
WMU	0-0	Ohio	3-20 TD	KentSt	15-40 TD
BGSU	3-25 TD	BGSU	5-23		
Marshall	DNP	Boise St.	5-13		

## HUFF'S GAME-BY-GAME RECEIVING STATS

2015 OPP. #-YDS	OTHER	2016 OPP. #-YDS	OTHER
UNLV	0-0	WYO	0-0
Murray	1-4	USF	4-19
Ohio St.	0-0	SDSU	2-39
BC	0-0	WIU	2-(-2)
CMU	0-0	BallSt	0-0
BSU	1-8	WMU	1-8
Miami	0-0	CMU	0-0
EMU	0-0	Buffalo	0-0
Toledo	0-0	BGSU	0-0
Buffalo	0-0	Toledo	0-0
WMU	0-0	EMU	1-6
Ohio	0-0	KentSt	0-0
BGSU	0-0		
Boise St.	0-0		



## 30 TIFONTE HUNT

**Cornerback | 5-9 | 172 | Jr.-R | 2L**  
**Harvey, Ill. | Thornton Township HS**

### 2016

- Made two solo tackles against Buffalo (10-22).
- Played in four games on the season with appearances versus USF (9-10), San Diego State (9-17) and Western Illinois

### 2015

- Played in 13 games to earn a letter.
- Tallied with four total tackles, two solo.
- Had two assisted stops in the victory over Ball State (10-10) at home.
- Also recorded solo stops in the games at Miami (10-17) and in the Poinsettia Bowl versus Boise State (12-23).

### 2014

- Took a medical redshirt season.
- Made his collegiate debut in NIU's season opener against Presbyterian (8-28) before being sidelined by injury.

### Personal

- Born Feb. 21, 1996, in Chicago, Ill.
- Son of Chico Hunt and Tiffany Ray.
- Organizational and corporate communications major.

### High School

- Three-time team captain and three-year starter who compiled 71 tackles, 22 pass breakups and seven interceptions.
- Tallied 29 tackles, nine pass breakups, four interceptions and two fumble recoveries in 2013.
- Combined for nine kickoff and punt return touchdowns as a senior.
- Earned Team MVP and all-area honors following his senior season.
- Recorded 23 tackles, forced a fumble and picked off two passes as a junior en route to garnering all-conference recognition.
- Returned nine of his 12 punt returns for touchdowns in 2012.
- Posted 19 tackles and seven pass breakups as a sophomore.

## HUNT'S CAREER STATS

Year	G/GS	Solo	Asst	Total	TFL-Yds	QS-Yds	FF/FR	Int/PBU
2015	13/0	2	2	4	0.0-0	0.0-0	0/0	0/0
2016	4/0	2	0	2	0.0-0	0.0-0	0/0	0/0
Career	18/0	4	2	6	0.0-0	0.0-0	0/0	0/0

### SINGLE GAME HIGHS

Tackles: 8, twice, last at Ball State, 10-1-16  
 Pass Breakups: 2, at Eastern Michigan, 11-16-16





## 75 VINCENT HUGHES

**Offensive Line | 6-4 | 290 | So.-R | 2Sq**  
**Franklin, Wis. | Franklin HS**

### 2016

- Did not see action in 2016.

### 2015

- Redshirted.

### Personal

- Born Jan. 26, 1997, in Milwaukee, Wis.
- Attended same high school as current Huskie offensive lineman Levon Myers.
- Son of James and Mary Jo Hughes.
- Intends to major in kinesiology.

### High School

- Three-year letterwinner at Franklin.
- As a senior, helped the Sabers go 9-3 and advance to the quarterfinals of the Wisconsin Division 1 state playoffs.
- Chosen 2014 first team All-State by the Wisconsin Football Coaches Association.
- Two-time All-Southeast Conference selection at offensive tackle.
- Played in the Division 1 state championship game as a junior.



## 39 DANIEL ISOM

**Defensive Back | 5-10 | 173 | Fr.**  
**St. Louis, Mo. | St. Louis University HS**

### 2016

- Recorded 41 total tackles as a true freshman, 28 solo and 13 assists.
- Broke up six passes to rank third on the team, with two at Eastern Michigan (11-16).
- Registered a pass break-up in four of

last five games of the year.

- Tallied back-to-back eight-tackle games against Western Illinois (9-24) and at Ball State (10-1) with six solo stops versus WIU and five at Ball State.
- Named the Huskies' defensive player of the week versus Western Illinois by NIU coaches.
- Forced a fumble at Western Michigan (10-8) to go with five tackles.
- Made seven tackles, six solo, and broke up a pass versus Toledo (11-9) at the Huskie Chi-Town Showdown.
- Started six games at cornerback and recorded playing time in four

### High School

- Two-way player made 43 tackles and two interceptions on defense.
- Scored eight touchdowns as a wide receiver and kick returner.
- Caught 32 passes for 343 yards and two scores his junior year.
- Named second team all-conference as a receiver in 2014.
- Excelled in track and field as a hurdler where he finished second in both the 110 and 300 meter hurdles at the Class 5 state championship in 2015.

### Personal

- Born Dec. 28, 1997 in St. Louis, Mo.
- Son of Daniel and Virginia Isom.
- Intends to major in psychology.
- Sister, Alex Isom, is a member of the NIU Track and Field team.

### ISOM'S CAREER STATS

Year	G/GS	Solo	Asst	Total	TFL-Yds	QS-Yds	FF/FR	Int/PBU
2016	10/6	28	13	41	0.0-0	0.0-0	1/0	0/6

### SINGLE GAME HIGHS

Tackles: 8, twice, last at Ball State, 10-1-16  
 Pass Breakups: 2, at Eastern Michigan, 11-16-16

### GAME-BY-GAME STATS

2016 OPP.	U-A-T	OTHER
WYO	DNP	
USF	DNP	
SDSU	0-0-0	
WIU	6-2-8	
BallSt.	5-3-8	
WMU	3-2-5	FF
CMU	1-1-2	
Buffalo	1-0-1	PBU
BGSU	2-1-3	
Toledo	6-1-7	PBU
EMU	2-2-4	2PBU
KentSt.	2-1-3	PBU



## 7 JAWUAN JOHNSON

**Linebacker | 5-11 | 218 | Jr.-R | 2L**

**East St. Louis, Ill. | New Boston [Texas] HS**

### 2015

- Made 13 total tackles on the season, nine solo, while playing in just the first four games of the season before going down with an injury.
- Top performance came at South Florida (9-10) with seven tackles, six solos, four tackles for a loss and a fumble recovery.
- Named the Huskies' co-special teams player of the week for the USF game.
- The four tackles for loss were most on the team in a single game and contributed to his 5.5 tackles for loss on the year.
- Recorded four tackles with two solo and two assists, plus 1.5 for loss, versus San Diego State (9-17).

### 2015

- Appeared in 13 games with one start.
- Finished second among freshman with 31 tackles on the season, 17 solo.
- Also had 2.5 tackles for loss and a sack.
- Showed a penchant for big plays.
- Recorded his first career sack in his collegiate debut against UNLV (9-5).
- Tallied 10 multi-tackle games, setting a career high with five tackles in the games at Ohio State (9-19) and Toledo (11-3).
- Had a TFL at Ohio State (9-19) and a fumble recovery at Toledo (11-3).
- Was given his first career start in the win against the No. 20 Rockets.
- Intercepted his first career pass against Eastern Michigan (10-24), earning NIU Co-Defensive Player of the Week recognition.
- Also a key contributor on special teams for the Huskies.
- Was named NIU Co-Special Teams Player of the Week for his efforts in the victory over Western Michigan (11-18).

### JOHNSON'S CAREER STATS

Year	G/GS	Solo	Asst	Total	TFL-Yds	QS-Yds	FF/FR	Int/PBU
2015	13/1	17	14	31	2.5-4	1.0-1	0/1	1/0
2016	5/2	9	4	13	5.5-14	0.0-0	0/1	0/0
CAREER	18/3	26	18	44	8-18	1.0-1	0/2	1/0

### SINGLE GAME HIGHS

Tackles: 7, at South Florida, 9-10-16

Sacks: 1, vs UNLV, 9-5-15

TFLs: 4, at South Florida, 9-10-16

Interceptions: 1, vs. Eastern Michigan, 10-24-15

Fumble Recoveries: 1, at South Florida, 9-10-16

### 2014

- Redshirted.

### High School

- Two-time all-conference, all-area and all-district honoree.
- Tallied 171 tackles, 10 forced fumbles and eight interceptions.
- Registered 70 tackles, forced six fumbles and two INTs in 2013.
- Caught 18 passes for 650 yards and eight touchdowns.
- Returned two punts for touchdowns in 2013.
- First team all-district on both offense and defense as a senior.
- Recorded 101 tackles, 83 solo, in 2012, along with six interceptions and four forced fumbles.
- Earned honorable mention all-state honors as a junior.

### Personal

- Born June 13, 1996, in East St. Louis, Ill.
- Son of Jimmie Lee Johnson, Sr., and Ulysses Doss.
- Communications and media studies major.

### GAME-BY-GAME STATS

2015 OPP.	U-A-T	OTHER	2016 OPP.	U-A-T	OTHER
UNLV	2-0-2	QS	WYO	1-1-2	4 TFL, FR
Murray	1-1-2		USF	2-2-4	1.5 TFL
Ohio St.	3-2-5	TFL	SDSU	0-0-0	
BC	1-1-2		WIU	DNP	
CMU	0-0-0		Ball St.	DNP	
BSU	1-3-4		WMU	DNP	
Miami	DNP		CMU	DNP	
EMU	2-2-4	.5 TFL, INT	Buffalo	DNP	
Toledo	1-4-5	FR	BGSU	DNP	
Buffalo	0-1-1		Toledo	DNP	
WMU	2-0-2		EMU	DNP	
Ohio	2-0-2		Kent St.	0-0-0	
BGSU	0-0-0				
Boise St.	2-0-2				



## 6 BOBBY JONES IV

**Linebacker | 6-0 | 220 | Sr.-R | 3L**

**Miami Gardens, Fla. | Monsignor Pace HS**

### 2016

- Ranked fifth on the team with 59 total tackles with 35 solo and 24 assists.
- Added 4.5 tackles for loss with one sack, totaling losses of 23 yards.
- Registered a career-high 15 stops against San Diego State (9-17) with nine solo tackles, six assists and a 13-yard

sack.

- Made nine solo tackles and added an assist tackle for a total of 10 stops versus Central Michigan (10-15).
- Registered nine tackles at Western Michigan (10-8) and twice collected eight tackles - at South Florida (9-10) and versus Western Illinois (9-24).
- Recorded seven solo tackles and a tackle for loss at USF.
- Named the Huskies' defensive player of the week for the Wyoming (9-3) game by NIU coaches with five tackles and a tackle for loss.
- Started first eight games at linebacker before missing the Toledo (11-9), Eastern Michigan (11-16) and Kent State (11-25) games due to injury.
- Had at least one tackle in first seven games before getting injured.

### 2015

- Played in all 14 games with two starts.
- Finished sixth on the NIU defense with 56 total tackles, 36 solo.
- Had six stops vs. Murray State (9-12).
- Recovered his first career fumble in the game at No. 1 Ohio State (9-19).
- Tallied five tackles in the victory over Ball State (10-10).
- Made the most of his first collegiate start at Miami (10-17), tallying a career-high 13 total tackles with 2.0 tackles for loss and a sack to earn MAC West Defensive Player of the Week.
- Started the next week and had 10 tackles vs. Eastern Michigan (10-24).
- Made four solo stops with another sack at No. 20 Toledo (11-3).
- Had four tackles in the Poinsettia Bowl against Boise State (12-23).
- Recorded at least one tackle in 12 games, with multiple stops in 11 contests.

### 2014

- Featured in all 14 games as a defense and special teams contributor.
- Made 11 tackles on the season, six solo.
- Recorded a career-high three stops in his collegiate debut against Presbyterian (8-28) and had three tackles at Western Michigan (11-28).
- Teamed up with Sean Folliard to record his first career half-sack at Eastern Michigan (10-25).
- Selected to the Academic All-MAC Team.

### GAME-BY-GAME STATS

2014 OPP.	U-A-T	OTHER	2015 OPP.	U-A-T	OTHER	2016 OPP.	U-A-T	OTHER
Presby.	2-1-3		UNLV	2-0-2		WYO	2-3-5	TFL
NW	0-0-0		Murray	3-3-6	0.5 TFL	USF	7-1-8	TFL
UNLV	0-0-0		Ohio St.	2-2-4		SDSU	9-6-15	2TFL, QS
Arkansas	0-0-0		BC	2-1-3	0.5 TFL	WIU	2-6-8	.5TFL
KSU	0-0-0		CMU	1-1-2		BallSt.	1-3-4	
CMU	0-0-0		BSU	4-1-5		WMU	5-4-9	
Miami	0-0-0		Miami	4-9-13	2 TFL, QS	CMU	9-1-10	
EMU	1-1-2	0.5 QS	EMU	8-2-10		Buffalo	0-0-0	
BSU	1-0-1		Toledo	4-0-4	QS	BGSU	DNP	
Toledo	0-0-0		Buffalo	2-0-2		Toledo	DNP	
Ohio	0-1-1		WMU	0-0-0		EMU	DNP	
WMU	2-1-3		Ohio	0-0-0		KentSt.	DNP	
BGSU	0-1-1		BGSU	1-0-1				
Marshall	0-0-0		Boise St.	3-1-4				

### 2013

- Redshirted.
- Named Defensive Scout Player of the Week for the Iowa (8-31) and Western Michigan (11-26) games.

### High School

- Registered 90 tackles (60 solo), three interceptions, three forced fumbles and two fumble recoveries during his senior season.
- Earned all-area recognition and was named the team's defensive MVP following his senior campaign.
- Played in Dade vs. Broward All-Star Game following 2012 season.
- Recorded 60 tackles with a pick and fumble recovery as a junior.

### Personal

- Born July 23, 1995, in Miramar, Fla.
- Son of Robert and Juanita Jones.
- Father played football at Miami (Fla.).
- Kinesiology major.

### JONES IV'S CAREER STATS

Year	G/GS	Solo	Asst	Total	TFL-Yds	QS-Yds	FF/FR	Int/PBU
2014	14/0	6	5	11	0.5-3	0.5-3	0/0	0/0
2015	14/2	36	20	56	4.0-13	2.0-7	0/1	0/1
2016	8/8	35	24	59	4.5-23	1.0-13	0/0	0/0
Career	36/10	77	49	126	9.0-39	3.5-23	0/1	0/1

### SINGLE GAME HIGHS

Tackles: 15, vs San Diego State, 9-17-16

Sacks: 1.0, twice, last at Toledo, 11-3-15

TFLs: 2.0, vs San Diego State, 9-17-16

Fumble Recoveries: 1, at Ohio State, 9-19-15



*Bobby Jones IV is one of the key cogs in the young and athletic NIU linebacker corps.*





## 21 MARCUS JONES

**Tailback | 5-8 | 202 | So.-R | 1L**  
**Evergreen Park, Ill. | Brother Rice HS**

### 2016

- Saw action at Wyoming (9-3) and USF (9-10) before going down with injury and missing the rest of the season.
- Received a medical redshirt.

### 2015

- Appeared in 12 games as a true freshman tailback.
- Posted 109 yards on just eight carries.
- Led the team at 13.6 yards per attempt.
- Rushed once for nine yards in his collegiate debut vs. Murray State (9-12).
- Had a 73-yard score at Miami (10-17).
- Tallied 23 yards on just four carries vs. Eastern Michigan (10-24).
- Earned another touch in the Western Michigan (11-18) game.

### Personal

- Born Dec. 27, 1996, in Chicago, Ill.
- Son of Osher and Karen Jones.
- Intends to major in biology.

### High School

- Tallied 1,980 all-purpose yards and scored 22 TDs as a senior.
- Led the Crusaders to a Chicago Catholic Blue championship in 2014.
- Earned *Chicago Tribune* All-State honors.
- Chicago Catholic Blue League Co-MVP.
- Illinois High School Football Coaches Association Class 8A All-State and *Southtown Star* All-Area selection.
- Also recorded 1,708 all-purpose yards and 14 scores as a junior.

### JONES' CAREER STATS

#### RUSHING

Year	G/GS	No.	Yds.	Avg.	TD	Lg	Yds/G
2015	12/0	8	109	13.6	1	73	9.1

#### SINGLE GAME HIGHS

Rushing Attempts: 4, vs. Eastern Michigan, 10-24-15  
 Rushing Yards: 77, at Miami, 10-17-15  
 Rushing Touchdowns: 1, at Miami, 10-17-15  
 Long Gain: 73, at Miami, 10-17-15



## 99 BEN LEROY

**Defensive Line | 6-2 | 280 | So. | 1L**  
**Wilmette, Ill. | Loyola Academy**

### 2016

- Saw playing time in first eight games of the season as a true freshman before an injury sidelined him.
- Recorded a career best five tackles at South Florida (9-10), including four solo stops.

- Made his first career tackle in the season opener at Wyoming (9-3).

### High School

- Garnered Defensive Player of the year honors from the Pioneer Press, Daily North Shore and Chicago Catholic Blue.
- An All-State defensive lineman by the Chicago Tribune and IHSFCA.
- Tallied 83 tackles with 17 tackles for loss and 12 sacks during senior season.
- Three-year letterwinner, helping Loyola go 31-4 during his tenure.

### Personal

- Born Dec. 26, 1997 in Evanston, Ill.
- Son of Lou and Crystal LeRoy.

### LEROY'S CAREER STATS

Year	G/GS	Solo	Asst	Total	TFL-Yds	QS-Yds	FF/FR	Int/PBU
2016	8/0	4	2	6	0.0-0	0.0-0	0/0	0/0

#### SINGLE GAME HIGHS

Tackles: 5, at USF, 9-10-17



## 48 ANTONIO JONES-DAVIS

**Linebacker | 5-10 | 218 | So.-R | 1L**  
**Vero Beach, Fla. | Vero Beach HS**

### 2016

- Made eight total tackles, two solo and six assists, with 1.5 tackles for loss and a pass break-up in nine games on special teams and as a reserve linebacker.
- Recorded three tackles and added a half tackle for loss in the season finale at

Kent State (11-25).

- Knocked down a pass versus Buffalo (10-22).
- Had a two-yard tackle for loss to go with two stops at Western Michigan (10-8).
- Played in the last eight games of the season.

### 2015

- Redshirted.

### JONES-DAVIS' CAREER STATS

Year	G/GS	Solo	Asst	Total	TFL-Yds	QS-Yds	FF/FR	Int/PBU
2016	9/0	2	6	8	1.5-3	0.0-0	0/0	0/1

### SINGLE GAME HIGHS

Tackles: 3, at Kent State, 11-25-16  
 TFLs: 1, at Western Michigan, 10-8-16  
 Pass Breakups: 1, vs Buffalo, 10-22-16

### High School

- Three-year starter at Vero Beach in Florida's Class 8A.
- As a senior, made 117 tackles with 10.5 tackles for loss and five interceptions.
- Helped Vero Beach go undefeated in the regular season and reach the Florida Class 8A regional semifinals in 2014.
- Selected to play in the 2014 Florida East Coast All-Star Game.
- Named 2014 first team All-State in Class 8A by the Florida writers.
- Also recorded 99 tackles as a junior and 75 stops as a sophomore.

### Personal

- Born April 14, 1997, in Vero Beach, Fla.
- Son of Yvette Jones and Griffin Davis.
- Undecided on a major.

### GAME-BY-GAME STATS

2016 OPP.	U-A-T	OTHER
WYO	DNP	
USF	0-1-1	
SDSU	DNP	
WIU	DNP	
BallSt.	0-1-1	
WMU	1-1-2	TFL
CMU	0-0-0	
Buffalo	0-0-0	PBU
BGSU	0-0-0	
Toledo	0-1-1	
EMU	0-0-0	
KentSt.	1-2-3	.5TFL



## 96 MARCUS KELLY

**Defensive Tackle | 6-2 | 272 | So.-R | 1L**  
**Waukesha, Wis. | West HS**

### 2016

- Recorded his first career tackle versus Buffalo (10-22).
- Played in five of the last six games of the season at defensive tackle, beginning with the Central Michigan game and missing only Toledo (11-9).

### 2015

- Redshirted.

### High School

- Three-year letterwinner at one of Wisconsin's top programs.
- As a senior, tallied 99 tackles and nine sacks and played in the Wisconsin Division 2 state title game.
- Recorded five sacks in one game, a Waukesha West school record.
- 2014 first team All-State selection by the Wisconsin coaches.
- *Milwaukee Journal Sentinel* first team All-Area honoree in 2014.
- Made 85 tackles and notched nine sacks as a junior.
- Also competed in track & field at Waukesha West.

### Personal

- Born April 8, 1997, in Brookfield, Wis.
- Son of Gary and Terri Kelly.
- Intends to major in pre-physical therapy.



## 90 WILLIAM LEE

**Defensive Tackle | 6-2 | 301 | Sr.-R | 3L**  
**Indianapolis, Ind. | Arsenal Tech HS**

### 2016

- Recorded 18 tackles on the season with six solo and 12 assisted tackles.
- Primary role is to occupy blockers up front to allow linebackers and ends to make stops.
- Earned Academic All-MAC honors.
- Blocked a PAT attempt versus Bowling

Green (11-1) to go with three tackles.

- Made a season-high four tackles with a tackle for loss of five yards at Ball State (10-1).
- Registered two solo tackles versus both Western Illinois (9-24) and Central Michigan (10-15).
- Named the Huskies' defensive player of the week versus San Diego State (9-17) by NIU coaches.
- Had at least two tackles in seven different games on the year.

### 2015

- Played in all 14 games with four starts.
- Earned a starting berth in each of the final four games of the season.
- Finished season with 23 tackles, 14 solo.
- Had least one tackle in 12 games with seven multi-tackle performances.
- Tallied one tackle for loss on the year.
- Recorded half sacks against Murray State (9-12) and Ohio (11-24).
- Had a season-high four tackles against Ball State (10-10).
- Made three total stops at Central Michigan (10-3) and versus Ohio.
- One of two Huskie defensive linemen to play in every game in 2015.
- Named to the Academic All-MAC Team for the second time.

### 2014

- Emerging as a force on the NIU defensive line, starting all 14 games.
- One of just four Huskie defenders, and the only freshman on the roster, to start every game in 2014.
- Tallied 22 tackles, including nine solo stops and 13 assists.
- Recorded 2.5 sacks and 3.0 tackles for loss.
- Tallied a career-high five tackles in the victory at Ball State (11-5).
- Had seven multi-tackle games and at least one stop in 11 contests.
- Had his first career sack with Jason Meehan at Northwestern (9-6).
- Also recorded solo sacks at UNLV (9-13) and Western Michigan (11-28).
- Forced a fumble at Eastern Michigan (10-25).
- Named NIU Defensive Lineman of the Week for his play in the Eastern Michigan (10-25) and Western Michigan (11-28) games.
- Member of the Academic All-MAC Team.

### 2013

- Redshirted.

### High School

- Picked as the conference Defensive Player of the Year and the Kiwanis G.R.E.A.T. Player of the Year following the 2012 season.
- Named all-state, all-city and all-conference first team as a senior.
- Earned spots on the *Indianapolis Star's* Super Team and the Indiana Football Coaches Association Top 50 Team.
- Garnered all-city and all-conference recognition as a junior.
- Recorded 36 tackles and three sacks in 2011, along with a forced fumble and fumble recovery.

### Personal

- Born Sept. 26, 1994, in Detroit, Mich.
- Son of William Lee and Catherine Durden.
- Journalism major.

### LEE'S CAREER STATS

#### DEFENSE

Year	G/GS	Solo	Asst	Total	TFL-Yds	QS-Yds	FF/FR	Int/PBU
2014	14/14	9	13	22	3.0-27	2.5-26	1/0	0/0
2015	14/4	14	9	23	1.0-4	1.0-4	0/0	0/0
2016	12/10	6	12	18	1.0-5	0.0-1	0/0	0/0
<b>Career</b>	<b>40/28</b>	<b>29</b>	<b>34</b>	<b>63</b>	<b>5.0-36</b>	<b>3.5-31</b>	<b>1/0</b>	<b>0/0</b>

#### SINGLE GAME HIGHS

Tackles: 5, at Ball State, 11-5-14  
 Sacks: 1.0, twice, last at Western Michigan, 11-28-14  
 TFLs: 1.0, last at Ball State, 10-1-16  
 Forced Fumbles: 1, at Eastern Michigan, 10-25-14  
 Blocked Kicks: 1, vs Bowling Green, 10-22-16

### GAME-BY-GAME DEFENSIVE STATS

2014 OPP.	U-A-T	OTHER	2015 OPP.	U-A-T	OTHER	2016 OPP.	U-A-T	OTHER
Presby.	0-0-0		UNLV	1-0-1		WYO	0-2-2	
NW	0-2-2	0.5 QS	Murray	1-1-2	0.5 QS	USF	0-0-0	
UNLV	1-1-2	QS	Ohio St.	1-1-2		SDSU	0-1-1	
Arkansas	0-1-1	0.5 TFL	BC	1-1-2		WIU	2-0-2	
KSU	0-0-0		CMU	2-1-3		BallSt.	1-3-4	TFL
CMU	1-1-2		BSU	2-2-4		WMU	1-1-2	
Miami	1-0-1		Miami	1-1-2		CMU	2-0-2	
EMU	1-0-1	FF	EMU	1-0-1		Buffalo	0-0-0	
BSU	2-3-5		Toledo	0-1-1		BGSU	0-3-3	BK
Toledo	0-0-0		Buffalo	1-0-1		Toledo	0-2-2	
Ohio	0-2-2		WMU	0-0-0		EMU	0-0-0	
WMU	1-2-3	QS	Ohio	2-1-3	0.5 QS	KentSt	0-0-0	
BGSU	1-0-1		BGSU	0-0-0				
Marshall	1-1-2		Boise St.	1-0-1				





## 19 SHAWUN LURRY

**Cornerback | 5-8 | 178 | Sr. | 3L**  
**West Palm Beach, Fla. | W.T. Dwyer HS**

### 2016

- Second team All-MAC selection led NIU with 11 pass break-ups in 2016 while playing in 10 of 12 games.
- Intercepted three passes, compiled 38 tackles with 2.5 for loss, with 26 solo stops, as a junior.
- Ranks fifth all-time at NIU in career pass break-ups with 27 while his 12 career

interceptions are tied for seventh at NIU and four away from the top mark.

- Returned seven punts for 51 yards to average 7.3 yards per return with a long of 19 at Wyoming (9-3).
- Played one of his top games at Eastern Michigan (11-16) with four pass break-ups, five tackles and an interception which he returned 30 yards.
- Broke up two passes and recorded his first career solo tackle for loss at Wyoming; also returned three punts for 23 yards.
- Picked off passes in the Huskie Chi-Town Showdown versus Toledo (11-9) at Guaranteed Rate Field and versus Central Michigan (10-15).
- Knocked out of game on the interception versus CMU and missed the next contest versus Buffalo (10-22). Also missed the season finale versus Kent State due to injury.
- Made a season-high eight tackles with 1.5 for loss and two pass break-ups at Ball State (10-1) to earn co-Defensive Player of the Week honors from NIU coaches.
- Registered seven stops, five solo, vs. Western Illinois (9-24) with two pass break-ups.
- Credited with six stops, three solo, versus San Diego State (9-17).
- Named to the Jim Thorpe Award, Nagurski Trophy and Walter Camp

### 2015

- Played in all 14 games with 10 starts during a break-out sophomore season.
- Led the FBS with nine interceptions.
- Also topped all FBS defenders with his 273 INT return yards, an average of 30.3.
- Selected First Team All-American at cornerback by Phil Steele and the FWAA.
- Just the fourth NIU football player to earn First Team All-American.
- Added Second Team All-American honors by the Walter Camp FF and Honorable Mention All-American from Sports Illustrated.
- First Team All-MAC selection and Jim Thorpe Award semifinalist.
- Was second in the FBS with 24 passes defended with 15 breakups.
- Set NIU modern day (FBS-era) record for interceptions in a season.
- His INT return yardage total also made him the NIU career leader.
- Named MAC West Player of the Week and Jim Thorpe Player of the Week for his performance at Ohio State (9-19), where he intercepted Cardale Jones twice early to set up two NIU scoring drives.
- Made his first career INT in the season opener versus UNLV (9-5).
- Set up a Huskie touchdown at Boston College (9-26) with his career-long 79-yard interception return in the first half.
- Also had INTs the next two weeks at Central Michigan (10-3) and again versus Ball State (10-10), setting up NIU TDs with both picks.
- Extended his INT streak to five straight games with an interception at Miami (10-17), which was returned 47 yards and led to another NIU TD.
- Acrobatically hauled in his next interception at Buffalo (11-11), where he added a career-high eight total tackles as well.
- His final INT of 2015 resulted in a 64-yard pick-six in the MAC Championship Game against Bowling Green (12-4).
- NIU converted Lurry's nine 2015 INTs into six TDs and one FG.
- Ranked eighth on NIU in all-purpose yards -- just on his INT returns.
- Also finished eighth on the team in tackles with 45 stops, 36 solo.

### 2014

- Appeared in 13 games as a true freshman at cornerback.
- Tallied 14 tackles, nine of the solo type.
- Returned three punts for 10 yards.
- Made a career-high three stops in the victory at UNLV (9-13).
- Also had multi-tackle games in the season opener against Presbyterian (8-28) and at Northwestern (9-6).
- Broke up his first career pass versus Western Michigan (11-28).

### High School

- Three-time All-State honoree.
- Earned All-State honors from the *Tampa Bay Times* and *Orlando Sentinel* following the 2013 season.
- Intercepted nine passes as a senior, including two in the 2013 Class 7A state title game.
- Returned eight punts for touchdowns in 2013.
- Played three seasons at Inlet Grove before transferring to Dwyer.
- Caught 22 passes for 495 yards and eight TDs as a sophomore.
- Intercepted four passes during the 2011 season.

### Personal

- Born Aug. 12, 1994, in West Palm Beach, Fla.
- Son of Darien Early and Taykesha Lurry.
- Business administration major.

### LURRY'S CAREER STATS

Year	G/GS	Solo	Asst	Total	TFL-Yds	QS-Yds	FF/FR	Int/PBU
2014	13/0	9	5	14	0.0-0	0.0-0	0/0	0/1
2015	14/10	36	9	45	0.5-1	0.0-0	0/0	9/15
2016	10/9	26	12	38	2.5-10	0.0-0	0/0	3/11
Career	37/19	71	26	97	3.0-11	0.0-0	0/0	12/27

### PUNT RETURNS

Year	G/GS	No.	Yds.	Avg.	TD	Lg
2014	13/?	3	10	3.3	0	7
2016	10/9	7	51	7.3	0	19
Career	37/19	10	61	6.1	0	19

### SINGLE GAME HIGHS

Tackles: 8, at Ball State, 10-1-16  
 Interceptions: 2, at Ohio State, 9-19-15  
 Pass Breakups: 3, at Eastern Michigan, 11-16-16  
 Long INT Return: 79, at Boston College, 9-26-15  
 Long Punt Return: 19, at Wyoming, 9-13-16

### GAME-BY-GAME STATS

2014 OPP.	U-A-T	OTHER	2015 OPP.	U-A-T	OTHER	2016 OPP.	U-A-T	OTHER
Presby.	1-1-2		UNLV	3-1-4	INT. PBU	WYO	2-1-3	TFL.2PBU
NW	2-0-2		Murray	6-0-6		USF	0-1-1	
UNLV	1-2-3		Ohio St.	2-0-2	2 INT. 2 PBU	SDSU	3-3-6	
Arkansas	1-0-1		BC	0-2-2	INT. 0.5 TFL	WIU	5-2-7	2PBU
KSU	0-0-0		CMU	3-0-3	INT. 2 PBU	Ball St.	4-4-8	15TFL.2PBU
CMU	1-0-1		BSU	4-1-5	INT. 3 PBU	WMU	3-0-3	
Miami	DNP		Miami	3-0-3	INT. 3 PBU	CMU	1-0-1	INT
EMU	0-1-1		EMU	0-1-1		Buffalo	DNP	
BSU	0-0-0		Toledo	0-0-0	PBU	BGSU	1-0-1	PBU
Toledo	1-0-1		Buffalo	6-2-8	INT	Toledo	3-0-3	INT
Ohio	0-1-1		WMU	0-0-0	PBU	EMU	4-1-5	INT.4PBU
WMU	0-0-0	PBU	Ohio	1-0-1	PBU	KentSt.	DNP	
BGSU	1-0-1		BGSU	6-0-6	INT. TD			
Marshall	1-0-1		Boise St.	2-2-4	PBU			



## 44 COREY LERSCH

**Linebacker | 6-2 | 230 | Fr.-R**  
**McHenry, Ill. | McHenry HS**

### 2016

- Redshirted.

### Personal

- Born April 9, 1998 in McHenry, Ill.
- Son of Stan and Allison Lersch.
- Intends to major in business.

### High School

- Made 45 tackles and forced two fumbles on defense despite losing half a season to a teachers' labor dispute.
- Averaged more than 25 yards per catch with five touchdowns on 24 total receptions.
- Caught 16 passes for 385 yards and two TDs as a junior while making at least 10 tackles in four games
- Played defensive end, safety and tight end for McHenry in football.
- Recorded long catches of 67 and 96 yards during his senior season.
- Played basketball, cleared 6-1 in the high jump, triple jumped 42-feet and ran sprints on the track.



## 78 JOSH MAILLOUX

**Offensive Line | 6-5 | 280 | So.-R | 1Sq**  
**Mount Prospect, Ill. | Hersey HS**

### 2016

- Did not see action in 2016.

### 2015

- Redshirted.
- Named NIU Offensive Scout Player of the Week vs. Eastern Michigan (10-24).

### High School

- Two-time letterwinner at Hersey.
- Helped the Huskies win two Mid-Suburban Conference championships.

### Personal

- Born May 3, 1997, in Mount Prospect, Ill.
- Son of Tim and Amy.
- Intends to major in graphic design.



## 37 DWAYNE MILTON

**Tailback | 5-8 | 169 | Jr.-R | 1L**  
**Machesney Park, Ill. | Harlem HS**

### 2016

- Appeared in eight games on special teams, primarily as a member of NIU punt coverage unit.
- Made one tackle against Buffalo (10-22) in that role.

### Personal

- Born Nov. 9, 1994 in Chicago.
- Son of Dwayne and Stephanie Tate.
- Sociology major.
- After graduating from college, joined the National Guard where he continues to serve.

### 2015

- Walked on at NIU during the season and did not play in any games.

### High School

- Recorded 50 carries for 327 yards and 16 receptions for 205 yards as a senior at Harlem.
- Posted 19 tackles on defense during senior season.



## 26 TOMMY MISTER

**Tailback | 6-0 | 203 | Jr.-R | 1L**  
**Chicago, Ill. | St. Rita HS / Indiana**

### 2016

- Appeared in all 12 games for the Huskies as a reserve running back and member of several NIU special teams.
- Carried the ball nine times for 49 yards, recording a long run of 15 yards, in his most extensive action versus Bowling Green (11-1).

- Ran four times for 22 yards versus Buffalo (10-22).
- Caught his first career pass in final game of the season at Kent State (11-25), picking up 13 yards.
- Made three tackles with one solo tackle and two assists on kickoff coverage unit.

### 2015

- Sat out the season due to NCAA rules after transferring from Indiana.
- Named NIU Offensive Scout Team Player of the Week by coaches for the Ohio State (9-19) and Ohio (11-24) games.

### Prior to NIU

- Redshirted the 2014 season at Indiana.
- Suffered a season-ending leg injury during preseason camp.

### MISTER'S CAREER STATS

#### RUSHING

Year	G/GS	No.	Yds.	Avg.	TD	Lg	Yds/G
2016	12/0	9	49	5.4	0	15	4.1

#### RECEIVING

Year	G/GS	Rec.	Yds.	Avg.	TD	Lg	Yds/G
2016	12/0	1	13	13.0	0	13	1.4

#### SINGLE GAME HIGHS

Rushing Attempts: 4, vs Buffalo, 10-22-16  
 Rushing Yards: 22, vs Buffalo, 10-22-16  
 Long Gain: 15, vs. Bowling Green, 11-1-16  
 Catches: 1, at Kent State, 11-25-16  
 Receiving Yards: 13, at Kent State, 11-25-16  
 Long Gain: 45, at Arkansas, 9-20-14

### High School

- Quarterback at St. Rita High School.
- Selected to 2014 USA Football U.S. Under-19 National Team.
- 2012-2013 all-state, all-area and all-conference.
- Recognized as Chicago Catholic League MVP and Offensive MVP.
- Rushed for 1,767 yards with 30 touchdowns and passed for 1,408 with 11 touchdown during senior year.
- Rated No. 21 prospect in Illinois by ESPN.com and the No. 44 athlete nationally by Rivals.com.

### Personal

- Son of Marlon and Dawn Mister.
- Born on Feb. 13, 1996.
- Sport communication broadcast major.

### GAME-BY-GAME RUSHING STATS

2016 OPP.	#-YDS	OTHER
WYO	0-0	
USF	0-0	
SDSU	0-0	
WIU	0-0	
BallSt	1-7	
WMU	0-0	
CMU	0-0	
Buffalo	4-22	
BGSU	2-18	
Toledo	1-8	
EMU	1-(-6)	
KentSt	0-0	

### GAME-BY-GAME RECEIVING STATS

2016 OPP.	#-YDS.	OTHER
WYO	0-0	
USF	0-0	
SDSU	0-0	
WIU	0-0	
BallSt	0-0	
WMU	0-0	
CMU	0-0	
Buffalo	0-0	
BGSU	0-0	
Toledo	0-0	
EMU	0-0	
KentSt	1-13	





## 5 MAYOMI OLOOTU

**Cornerback | 5-9 | 179 | Sr. | 3L**  
**Allen, Texas | Allen HS**

### 2016

- Tied for the team lead with three interceptions on the season, ranked second on the team with seven pass break-ups and recorded 29 total tackles.
- Intercepted two passes, broke up a pass and added three solo tackles in NIU's win

over Buffalo (10-22) to earn co-Defensive Player of the Week honors from Huskie coaches.

- Recorded his third interception in the season finale against Kent State (11-25), where he also broke up a pass and made two solo tackles.
- Registered four tackles in four different games, first with two solo and two assisted tackles at USF (9-10).
- Broke up a pass with his four solo tackles against San Diego State (9-17).
- Had two solo tackles, two assists and two pass break ups against Ball State (10-1).
- Made four solo tackles and broke up a pass against Central Michigan (10-15).
- Appeared in all 12 games with seven starts at cornerback for the Huskies.

### 2015

- Appeared in five games at cornerback.
- Recorded his first career interception against Murray State (9-12), a pick six.
- His 42-yard return for a score was NIU's only INT-return TD in the regular season.

### 2014

- Appeared in all 14 games at cornerback and on special teams as a true freshman.
- Tied for second on the Huskies with four pass break-ups.
- Tallied 12 total tackles, seven solo.
- Forced a fumble and had a career-high two pass breakups in the victory at Northwestern (9-6).
- Recorded his first career tackle for loss at Eastern Michigan (10-25).
- Had a career-high five tackles in the MAC Championship Game victory over Bowling Green (12-5).

### High School

- Had 144 tackles, 33 pass breakups and three interceptions.
- Earned first team all-area honors following his senior season.
- Made 55 tackles with 15 pass breakups and three blocked kicks in 2013.
- His defense allowed just 18.6 points and 139.8 yards passing per game.
- Named first team all-district as a junior.
- Compiled 60 tackles, broke up 12 passes, forced two fumbles and intercepted three passes in 2012.
- Won MVP award at the Next Level Athlete Top 100 Showcase.
- Posted 29 tackles and six pass breakups as a sophomore.

### Personal

- Born Oct. 25, 1995, in Allen, Texas.
- Son of Mayomi and Patrice Olootu.
- Business administration major.

### OLOOTU'S CAREER STATS

Year	G/GS	Solo	Asst.	Tot.	TFL-Yds.	QS.-Yds.	FF/FR	Int/PBU
2014	14/0	7	5	12	1.0-3	0-0	1/0	0/4
2015	5/0	0	0	0	0.0-0	0-0	0/0	1/0
2016	12/7	24	5	29	0.0-0	0-0	0/0	3/7
<b>Career</b>	<b>31/7</b>	<b>31</b>	<b>10</b>	<b>41</b>	<b>1.0-3</b>	<b>0-0</b>	<b>1/0</b>	<b>4/11</b>

### SINGLE GAME HIGHS

Tackles: 5, vs. Bowling Green, MAC Championship Game, 12-5-14  
 TFLs: 1.0, at Eastern Michigan, 10-25-14  
 Pass Breakups: 2, at Ball State, 10-1-16  
 Interceptions: 2, vs Buffalo, 10-22-16  
 Long INT Return: 42, vs. Murray State, 9-12-15  
 Forced Fumbles: 1, at Northwestern, 9-12-15  
 Touchdowns: 1, vs. Murray State, 9-12-15

### GAME-BY-GAME STATS

2016 OPP	U-A-T	OTHER
WYO	1-1-2	
USF	2-2-4	
SDSU	4-0-4	PBU
WIU	0-0-0	
BallSt.	2-2-4	2PBU
WMU	1-0-1	
CMU	4-0-4	PBU
Buffalo	3-0-3	PBU, 2INT
BGSU	1-0-1	PBU
Toledo	3-0-3	
EMU	1-0-1	
KentSt.	2-0-2	INT, PBU



## 61 BENN OLSON

**Offensive Line | 6-4 | 291 | Fr.-R**  
**Burnsville, Minn. | Burnsville HS**

### 2016

- Redshirted.

### Personal

- Born Oct. 20, 1997 in Burnsville, Minn.
- Son of Eric and Trina Olson.
- Intends to major in engineering.

### High School

- Named All-State by the Minnesota Vikings, *USA Today*, Associated Press, *Minnesota Star-Tribune* and *Pioneer Press*.
- Helped team reach the Minnesota 6A state playoffs for the first time in 20 years.
- Two-way standout and three-year letterwinner.



## 25 JOSH ORNE

**Kicker | 6-0 | 235 | Sr.-R | 2L**  
**Wales, Wis. | Kettle Moraine HS**

### 2016

- Took a redshirt season.

### 2015

- Played the first eight games of the year, serving as NIU's kickoff specialist.
- Booted 30 kickoffs for 3,000 yards.

- Averaged 53.3 yards per kickoff.
- Tallied three touchbacks.
- Made two tackles on special teams.
- Recorded a solo stop in the season opener against UNLV (9-5).
- Had an assisted tackle the next week versus Murray State (9-12).

### 2014

- Appeared in 11 games, serving as NIU's primary kickoff specialist.
- Led the Huskies with 50 kickoffs for 2,920 yards and a team-high average of 58.4 yards per kickoff.
- Recorded 11 touchbacks on the year.
- Named Co-NIU Special Teams Player of the Week following the win at Eastern Michigan (10-25), where he averaged 60.8 yards on five kickoffs and had two touchbacks.
- Attempted his first career field goal against Presbyterian (8-28).
- Made his first career tackle at UNLV (9-13).

### 2013

- Appeared in one game as a true freshman.
- Handled a kickoff at Massachusetts (11-2).

### High School

- Four-year letterwinner at Kettle Moraine High School.
- Totaled 117 tackles and eight interceptions in his career.
- Forced three fumbles and recovered five in four seasons.
- Posted 35 tackles and six interceptions as a senior.
- Recorded 30 stops in his junior season.

### Personal

- Born Nov. 15, 1994, in Waukesha, Wis.
- Son of William and Susan Orne.
- Nursing major.


### ORNE'S CAREER STATS

#### KICKOFFS

Year	G/GS	No.	Yards	Avg.	TB	OB
2014	11/0	50	2,920	58.4	11	3
2015	8/0	30	1,600	53.3	3	5
Career	19/0	80	4,520	56.4	14	8

#### SINGLE GAME HIGHS

Kickoffs: 9, twice, last vs. Miami, 10-18-14  
 KO Average: 62.5, vs. Central Michigan, 10-11-14



## 8 ANDREW PARCHMENT

**Wide Receiver | 6-2 | 176 | Fr.-R**

**Fort Lauderdale, Fla. | Cypress Bay HS**

### 2016

- Redshirted.

### Personal

- Born Dec. 2, 1997 in Fort Lauderdale, Fla.
- Son of Andrew and Lauriann

### High School

- Recorded 1,700 yards with 12 touchdowns as a versatile offensive player at Cypress Bay.
- Helped team tally 23 points per game in senior season.
- Rated as the No. 46 prospect in the Miami Herald's Broward recruit rankings.



## 58 BRAYDEN PATTON

**Offensive Tackle | 6-4 | 304 | Fr.-R**

**Ellettsville, Ind. | Edgewood HS**

### 2016

- Redshirted.

### Personal

- Born December 11, 1997 in Rhode Island.
- Son of James and Nichole Patton.

### High School

- Earned first team all-area honors from the *Bloomington Herald-Times* and All-Western Indiana Conference following his senior season.
- Chosen to play in Wabash Valley Classic All-Star Game.



## 57 KYLE PUGH

**Linebacker | 5-11 | 218 | So.-R | 1L**

**Chicago Heights, Ill. | Bloom Township HS**

### 2016

- Appeared in last 10 games of the year as a back-up middle linebacker and on special teams.
- Earned Academic All-MAC honors.

### 2015

- Redshirted.

### Personal

- Born March 3, 1997, in Chicago, Ill.
- Son of Darryl and Pamela Pugh.
- Undecided on a major.

### High School

- Star linebacker at Bloom Township.
- As a senior, compiled 112 tackles and recovered four fumbles to help the Trojans reach the Illinois 8A playoffs.
- 2014 *Southtown Star* first team All-Area choice and an All-Area honoree by the *Chicago Sun Times* as a senior.
- All-Southland Conference selection in 2014 as well.
- As a junior, tallied 105 tackles, earning *Southtown Star* All-Area honors.





## 56 RYAN ROBERTS

**Offensive Line | 6-6 | 297 | So.-R | 1L**  
**Northville, Mich. | Northville HS**

### 2016

- Appeared in all 12 games as a reserve offensive lineman and on special teams.
- Saw action primarily as a member of the field goal/PAT unit.

### 2015

- Redshirted.
- Named NIU Offensive Scout Team Player of the Week for helping the team prepare for the Ball State (10-10) game.

### High School

- Talented blocking and pass-catching tight end for three years at Northville.
- As a senior, caught 10 passes for 140 yards and two touchdowns.
- Helped the Mustangs reach the District 1 playoffs in 2014.
- Two-time Kensington Lakes All-Conference honorable mention selection as a tight end.
- Was also a star basketball player at Northville.

### Personal

- Born Oct. 3, 1996, in Toledo, Ohio.
- Son of Raymond and Darlene Roberts.
- His father, Raymond, was a four-year football letterwinner at NIU and earned honorable mention All-America honors as a tight end in 1993, serving as team co-captain for the Huskies that season.
- Intends to major in engineering.



## 32 JIMMY RUSSELL

**Safety | 5-10 | 199 | Sr.-R | 3Sq**  
**DeKalb, Ill. | DeKalb HS**

### 2016

- Appeared in two games as a reserve safety and on special teams
- Saw action versus Buffalo (10-22) and at Kent State (11-25).

### 2015

- Played in three games on special teams.
- Made his collegiate debut in the game against Murray State (9-12).
- Named NIU Defensive Scout Team Player of the Week for Ball State (10-10).

### 2014

- Redshirted after joining the team as a walk-on in spring camp of 2014.

### High School

- Posted 168 tackles and three interceptions in two seasons.
- Earned all-conference and all-area recognition as a senior.
- Named DeKalb's Defensive Player of the Year.
- Caught 26 passes for 294 yards and three touchdowns as a senior.
- Named team captain in 2012.
- Forced five fumbles and recovered two fumbles in 2012.
- Broke up 17 passes in two seasons.

### Personal

- Born March 6, 1995, in DeKalb, Ill.
- Son of Rob and Peggy Russell
- Education major.



## 3 EZRA SAFFOLD

**Wide Receiver | 5-7 | 169 | Sr. | 3L**  
**West Palm Beach, Fla. | W.T. Dwyer HS**

### 2016

- Caught five passes for 43 yards with a long reception of 28 yards
- Made a season best four receptions versus Western Illinois (9-24) and had a season-long 11 yard punt return.
- Gained 18 yards on four rushes on the

season and returned four punts for minus four yards.

- Recorded one assisted tackle at Western Michigan (10-8).
- Appeared in nine games as a wide receiver.

### 2015

- Featured in seven games for NIU.
- Had five receptions for 44 yards.
- Touched the ball twice via one rush and one catch against UNLV (9-5).
- Tallied a career-high 42 receiving yards on four receptions vs. Murray State (9-12).
- Also made a career-long 25-yard catch in the win over the Racers.
- Returned a kickoff 10 yards at Boston College (9-26).
- Recorded a 15-yard punt return in the MAC Championship Game against Bowling Green (12-4).

### 2014

- True freshman appeared in eight games.
- Finished with 12 receptions for 83 yards.
- Also rushed eight times for 27 yards.
- Accumulated 115 all-purpose yards.
- Breakout performance in the MAC Championship Game vs. Bowling Green (12-5), recording then-career highs in catches (6) and yards (35).
- Made a 24-yard catch and rushed for a career-high 14 yards on three carries in his collegiate debut vs. Presbyterian (8-28).
- Had a five-yard kickoff return against Arkansas (9-20).

### High School

- Garnered first team all-state honors following his senior season.
- Totaled 129 receptions for 2,433 yards and 34 touchdowns in four seasons with the Panthers.
- Recorded 10 kickoff and punt returns for touchdowns in his career.
- Holds the school single-game record with a 99-yard kickoff return.
- Hauled in 60 passes for 1,183 yards and 19 touchdowns in 2013.
- Gained 120 rushing yards on six carries, scoring twice.
- Returned two kickoffs and two punts for touchdowns in 2013.
- Caught 43 passes for 680 yards and 11 touchdowns in 2012.
- Returned four punts for touchdowns as a junior.
- Posted 340 yards and two touchdowns on 12 carries.
- Scored six receiving and four rushing touchdowns as a sophomore.

### Personal

- Born Dec. 10, 1994, in West Palm Beach, Fla.
- Son of Ezra Saffold and Terretha Smith.
- General studies major.

### SAFFOLD'S CAREER STATS

Year	G/GS	Rec.	Yds.	Avg.	TD	Lg	Yds/G
2014	8/0	12	83	6.9	0	24	10.4
2015	7/0	5	44	8.8	0	25	6.3
2016	9/0	5	43	8.6	0	28	4.8
<b>Career</b>	<b>24/0</b>	<b>22</b>	<b>170</b>	<b>8.0</b>	<b>0</b>	<b>28</b>	<b>7.2</b>

### SINGLE GAME HIGHS

Catches: 6, vs. Bowling Green, MAC Championship Game, 12-5-14  
 Receiving Yards: 42, vs. Murray State, 9-12-15  
 Long Gain: 25, vs. Murray State, 9-12-15

### GAME-BY-GAME RECEIVING STATS

2014 OPP.	#-YDS	OTHER	2015 OPP.	#-YDS	OTHER	2016 OPP.	#-YDS	OTHER
Presby.	1-24		UNLV	1-2		WYO	DNP	
NW	DNP		Murray	4-42		USF	0-0	
UNLV	1-12		Ohio St.	DNP		SDSU	1-28	
Arkansas	1-8		BC	0-0		WIU	4-15	
KSU	1-4		CMU	DNP		BallSt.	0-0	
CMU	DNP		BSU	0-0		WMU	0-0	
Miami	0-0		Miami	DNP		CMU	0-0	
EMU	2-0		EMU	0-0		Buffalo	0-0	
BSU	DNP		Toledo	DNP		BGSU	0-0	
Toledo	0-0		Buffalo	0-0		Toledo	0-0	
Ohio	DNP		WMU	DNP		EMU	DNP	
WMU	DNP		Ohio	DNP		KentSt.	DNP	
BGSU	6-35		BGSU	0-0				
Marshall	DNP		Boise St.	DNP				



## 59 HAYDEN SAK

**Long Snapper | 6-2 | 254 | Jr. | 2L**  
**Aurora, Ill. | West Aurora HS**

### 2016

- Played in all 12 games as the Huskies' long snapper on punts.
- Helped NIU pin 24 punts inside the 20 and average 39.1 yards per punt with no blocked punts and no fumbled snaps.
- Recorded one tackle on the punt coverage team, at Kent State (11-25).

### High School

- Two-year starter and captain at left tackle and long snapper for West Aurora.
- Rated the top long-snapping prospect in the state of Illinois by Chris Rubio's long snapping rankings.
- As a senior, helped West Aurora achieve a winning record in conference play for the first time in more than a decade.
- Two-time all-conference honorable mention honoree.
- Illinois Academic All-State selection in 2014.

### 2015

- Took over NIU's long-snapping duty on punts and played in the final 12 games.
- One of four true freshmen to letter.
- Saw time at Ohio State (9-19) and never relinquished the punt long-snapper job.
- Helped NIU pin opponents inside their 20-yard line on 18 occasions.

### Personal

- Born Sept. 29, 1997, in Aurora, Ill.
- Son of Tom and Michelle Sak.
- Intends to major in marketing.



## 9 JOE SANDERS

**Defensive End | 6-4 | 259 | Sr.-R | 1L**  
**LaGrange, Ga. | LaGrange HS | Highland CC**

### 2016

- Recorded 16 tackles as a defensive end with 11 solo and five assists.
- Made four tackles at Ball State (10-1) with three solo and one assist and forced a fumble.
- Posted a season high five tackles at USF (9-10), all solo efforts.

- Registered three tackles for loss, at USF and versus Western Illinois (9-24) and Buffalo (10-22).
- Played in 11 games and made four starts in first season as a Huskie.

### High School

- Highly-recruited at defensive end and offensive line coming out of LaGrange High School.
- Played at Troup High School as a junior.

### Personal

- Born March 1, 1994 in Lagrange, Ga.
- Son of Joe Sanders, Jr. and Angela Copeland

### Prior to NIU

- Recognized as an honorable mention All-American by the National Junior College Athletic Association (NJCAA) at Highland Community College
- Selected first team Kansas Jayhawk Community College All-Conference in 2015.
- Recorded 72 tackles and 9.5 quarterback sacks as a sophomore.
- Led the conference in quarterback sacks.
- As a redshirt freshman at Highland, started every game and made 36 tackles with two sacks, three tackles for loss and three pass break-ups.
- Spent his true freshman year at Mississippi Gulf Coast JC where he redshirted.

### SANDERS' CAREER STATS

Year	G/GS	Solo	Asst	Total	TFL-Yds	QS-Yds	FF/FR	Int/PBU
2016	11/4	11	5	16	3.0-4	0.0-0	1/0	0/0

### SINGLE GAME HIGHS

Tackles: 5, at South Florida, 9-10-16  
TFLs: 1, twice, last vs Western Illinois, 9-24-16





## 7 DANIEL SANTACATERINA

**Quarterback | 6-1 | 205 | So-R. | 1L**

**Geneva, Ill. | Geneva HS**

### 2016

- Appeared in the last three games of the season at quarterback and started the season finale at Kent State (11-25).
- Threw for 361 yards and a touchdown with 107 rushing yards and a touchdown on the ground for the year.

- NIU's Offensive Player of the Week at Eastern Michigan (11-16) where he ran for 91 yards on 13 carries and threw for 103 yards and a touchdown to lead NIU to a come-from-behind victory.
- Threw for 258 yards and ran for 16 yards and a touchdown in the NIU victory at Kent State.
- Saw his first collegiate action late in the Toledo (11-9) game at Guaranteed Rate Field in Chicago.

### 2015

- Redshirted.
- Listed on the NIU depth chart in the postseason after injuries at quarterback but didn't play due in the MAC Championship Game to his own injury.

### Personal

- Born Sept. 30, 1996, in Cincinnati, Ohio.
- Son of Mary Ellen and Michael Santacaterina Sr.
- His father, Michael Sr., played football at Lake Forest College.
- His brother, Michael Jr., was a four-year letterwinner at linebacker for NIU and started 12 times in 2014, helping the Huskies win the MAC West for the fifth consecutive season and a league title.
- His sister, Jackie, recently retired from professional soccer after playing for the Chicago Red Stars. She also played collegiately at Illinois.
- His other sister, Brianna, played soccer at DePaul.
- His first cousin, Mike Magee, plays for the Los Angeles Galaxy and earned MLS Most Valuable Player with the Chicago Fire in 2013.
- Intends to major in business.

### High School

- Star quarterback at nearby Geneva.
- As a senior, guided the Vikings to the Illinois 7A quarterfinals by passing for 2,443 yards and 23 touchdowns.
- Selected as the 2014 Upstate Eight River Conference Co-Offensive Player of the Year.
- Garnered 2014 first team all-area honors from the *Aurora Beacon-News* and the *Kane Country Chronicle*.
- As a junior, threw for 2,266 yards and 27 touchdowns and advanced to the Illinois 7A state playoffs with the Vikings.
- 2013 *Daily Chronicle* Tri-Cities All-Area and All-Upstate Eight River Conference honoree.
- Also rushed for more than 400 yards and six touchdowns at Geneva.

### SANTACATERINA'S CAREER STATS

#### PASSING

Year	G/GS	C-A-I	Pct.	Yds.	TD	Lg	Yds/G	Effic.
2016	3/1	18-38-2	47.4	361	1	74	120.3	125.33

#### RUSHING

Year	G/GS	No.	Yds.	Avg.	TD	Lg	Yds/G
2016	3/1	26	107	4.1	1	21	35.7

#### PASSING SINGLE GAME HIGHS

Attempts: 23, at Kent State, 11-25-16  
 Completions: 13, at Kent State, 11-25-16  
 Passing Yards: 258, at Kent State, 11-25-16  
 Touchdowns: 1, at Eastern Michigan, 11-16-16

#### RUSHING SINGLE GAME HIGHS

Rushing Attempts: 13, twice, last at Kent State, 11-25-16  
 Rushing Yards: 91, at Eastern Michigan, 11-16-16



## 73 MAX SCHARPING

**Offensive Line | 6-6 | 312 | Jr.-R | 2L  
Green Bay, Wis. | Southwest HS**

### 2016

- All-MAC selection at right tackle in 2016 will move to left tackle as a junior.
- Named to the CoSIDA Academic All-District squad with a 3.99 GPA in kinesiology.
- Formed one-half of best pair of tackles in the MAC at right tackle.
- Started every game for the second consecutive year.
- An honorable mention sophomore All-American by CampusInsiders.
- Selected to the Academic All-MAC team and as a MAC Distinguished Scholar-Athlete.
- Huskies had a stretch of four games without allowing a sack and led the nation in fewest sacks allowed with eight.
- NIU posted its fourth 300-yard rushing game of the season at EMU (11-16) behind 173 yards by Jordan Huff.
- The Huskies totaled 511 yards of total offense versus Buffalo (10-22).
- Helped lead the way for back-to-back 300-yard rushing games versus WIU (9-24) with 301 and at Ball State (10-1) with 355.
- Huskies ranked 16th nationally in rushing offense (239.8 yards/game) and 27th in total offense (463.8).
- Three different players posted eight 100-yard rushing games for NIU in 2016.
- Appeared in all 12 games with seven starts at right guard.

### 2015

- Started all 14 games for the Huskies, the only NIU freshman in 2015 to do so.
- Named FWAA Freshman All-American, the MAC's only representative on the team.
- Was the first Huskie since safety Alex Kube in 2007 to receive that distinction.
- Started the season at right tackle, but moved to right guard for a period of time with Josh Ruka injured.
- Named NIU Co-Offensive Player of the Week after the Huskies put up 59 points and 636 yards of total offense against Ball State (10-10).
- Transitioned back to right tackle starting at Toledo (11-3), helping the Huskies go on a run to their sixth straight MAC West title.
- Selected as NIU Scholar Athlete of the Week for his efforts at Buffalo (11-11) as the Huskies rushed for 334 yards on 67 attempts.
- Consistently opened holes for tailback Joel Bouagnon, who tallied 1,285 yards on the ground with 18 touchdowns during the season.
- Protected three different NIU quarterbacks during the season.
- Earned Academic All-MAC and MAC Distinguished Scholar Athlete recognition thanks to his high GPA as a kinesiology major.

### 2014

- Redshirted.
- Named NIU Offensive Scout Team Player of the Week for his help in preparation leading up to the UNLV (9-13) game.

### High School

- Three-time all-conference and two-time all-area honoree.
- Started all but one game over three seasons as a two-way starter.
- Garnered All-State honors following his senior season.
- Posted 13 tackles and a fumble recovery on defense.
- Also earned all-area honors from the WIAA and the *Green Bay Press-Gazette*, to go with first team all-conference recognition.
- Honored as first team all-area and all-conference as a junior.
- Registered eight tackles and two pass breakups in 2012.
- Earned honorable mention all-conference honors as a sophomore.

### Personal

- Born Aug. 10, 1996, in Green Bay, Wis.
- Son of Paul and Jackie Scharping.
- Kinesiology major.





## 60 ALEX SCHLEE

**Offensive Line | 6-4 | 309 | So-R. | 2Sq**  
**Germantown, Wis. | Germantown HS**

### 2016

- Did not see action in any games in 2016.

### 2015

- Redshirted.

### High School

- Played multiple positions on the offensive line at Germantown.
- As a senior, helped the Warhawks advance to the second round of the Wisconsin Division 2 playoffs.
- Blocked for an offense that averaged 38.9 points per game in 2014.
- During his junior year, started for a team that played in the Wisconsin Division I quarterfinals and tallied 34.4 points per contest.
- Two-time North Shore Conference honorable mention selection.

### Personal

- Born Dec. 14, 1996, in West Allis, Wis.
- Son of Henry and Julie Schlee.
- Undecided on a major.



## 64 LUKE SHIVELY

**Offensive Line | 6-2 | 286 | Jr.-R | 2L**  
**Tipton, Ind. | Tipton HS**

### 2016

- Selected to the Academic All-MAC team and as a MAC Distinguished Scholar Athlete.
- Started all 12 games at center for the Huskies on the season and was responsible for calling signals for the

offensive line.

- NIU averaged 239.8 rushing yards per game to rank 16th in the country.
- Helped NIU rushers average 5.2 yards per rush attempt and score 27 times on the ground.
- NIU posted its fourth 300-yard rushing game of the season at EMU (11-16) behind 173 yards by Jordan Huff.
- The Huskies totaled 511 yards of total offense versus Buffalo (10-22).
- Helped lead the way for back-to-back 300-yard rushing games versus WIU (9-24) with 301 and at Ball State (10-1) with 355.
- Three different players posted eight 100-yard rushing games for NIU in 2016.

### 2015

- Appeared in seven of NIU's first eight games of the season to letter.
- Named to the Academic All-MAC Team.

### 2014

- Redshirted.

### High School

- Three-time all-area, all-conference selection and two-time all-state pick.
- Honored as team's Offensive Line MVP his final three years.
- Named one of the Indiana Football Coaches Association's Top 50 players in the state as a senior.
- Garnered first team all-state honors from the Associated Press, along with *Kokomo Tribune* all-area and all-conference recognition in 2013.
- Named to the All-State team as a junior by the IFCA in 2012.
- Collected all-area and all-conference recognition as a junior.
- Earned all-area and all-conference honors as a sophomore.

### Personal

- Born March 6, 1996, in Tipton, Ind.
- Son of Wally and Paula Shively.
- Undecided on a major.





## 18 ALEX SCHWAB

**Linebacker | 6-1 | 217 | Sr.-R | 2L**

**New Berlin, Wis. | West Allis Hale HS/Southeast Missouri State**

### 2016

- Appeared in all 12 games as a reserve linebacker and special teams player.
- Made 30 total tackles with 15 solo and 15 assists; added three tackles for loss and a quarterback sack.
- Named NIU's Defensive Player of the Week at Eastern Michigan (11-16) where he made a career-high 14 tackles, six solo and eight assists.

Recorded his only sack of the season in the season finale at Kent State (11-25) to go with three solo tackles and two tackles for loss.

- Made at least one tackle in 11 of 12 games in 2016.

### 2015

- Played in 12 games for the Huskies.
- Made 12 total tackles in his first season of eligibility at NIU with seven solo stops.
- Had first career multi-tackle game and recorded a TFL at Miami (10-17).
- Also had two tackles against Eastern Michigan (10-24) and Toledo (11-3).
- Recovered a fumble in the key win vs. Western Michigan (11-18).
- Finished the season with tackles in eight of NIU's final nine games.
- Earned Academic All-MAC honors.

### 2014

- Redshirted after transferring from SEMO.
- Named NIU Defensive Scout Team Player of the Week for his role in helping the team prepare for the Kent State (10-4) and Western Michigan (11-28) games.

### Prior to NIU

- Played in 11 games as a true freshman at Southeast Missouri.
- Made 10 tackles, including one for a loss.
- Recorded a career-best five tackles and a tackle for loss against Eastern Illinois (10-19-13).

### High School

- Earned all-state, all-area and all-conference honors as a senior.
- Named team MVP after totaling 80 tackles in 2012.
- Picked off two passes each in the 2011 and 2012 seasons.
- Earned all-conference honorable mention honors as a junior.

### Personal

- Born March 12, 1995, in Milwaukee, Wis.
- Son of John and Carol Schwab.
- Finance major.

### SCHWAB'S CAREER STATS

Year	G/GS	Solo	Asst	Total	TFL-Yds	QS-Yds	FF/FR	Int/PBU
2015	12/0	7	5	12	1.0-1	0.0-0	0/1	0/0
2016	12/0	15	15	30	3.0-12	1.0-5	0/0	0/0

### SINGLE GAME HIGHS

Tackles: 6, at Eastern Michigan, 11-16-16  
 TFLs: 2, at Kent State, 11-25-16  
 Fumble Recoveries: 1, vs. Western Michigan, 11-18-15  
 Quarterback Sack: 1, at Kent State, 11-25-16

### GAME-BY-GAME STATS

2015 OPP.	U-A-T	OTHER	2016 OPP.	U-A-T	OTHER
UNLV	DNP		WYO	1-1-2	
Murray	1-0-1		USF	0-0-0	
Ohio St.	DNP		SDSU	0-1-1	
BC	0-0-0		WIU	1-0-1	
CMU	0-0-0		BallSt.	0-1-1	
BSU	1-0-1		WMU	0-1-1	
Miami	1-1-2	TFL	CMU	1-0-1	
EMU	1-1-2		Buffalo	1-0-1	
Toledo	1-1-2		BGSU	1-2-3	TFL
Buffalo	1-0-1		Toledo	1-1-2	
WMU	0-0-0	FR	EMU	6-8-14	
Ohio	0-1-1		KentSt.	3-0-3	QS, 2TFL
BGSU	0-1-1				
Boise St	1-0-1				



# 1 ALBERT SMALLS

**Cornerback | 6-1 | 202 | Jr.-R | 2L**  
**Miramar, Fla. | Monsignor Pace HS**

## 2016

- Started at cornerback in the season opener against Wyoming (9-3) before suffering a season-ending injury.
- Recorded five tackles in that game, three solo.

## 2015

- Played in all 14 games with four starts.
- Ranked third on NIU with 10 passes broken up and 11 passes defended.
- Consistent tackler with stops in 13 games and nine multi-tackle games.
- Developed a solid tandem with All-American cornerback Shawun Lurry.
- Had five tackles and two passes broken up against UNLV (9-5).
- Tallied a career-high four PBUs versus Ball State (10-10).
- Named NIU Co-Defensive Player of the Week after making five tackles with one PBU against Eastern Michigan (10-24).
- Recorded his third career pickoff vs. Western Michigan (11-18).
- Posted a career-high six tackles, all solo, against Ohio (11-24).
- Made four stops in the MAC Championship versus BGSU (12-4).

## 2014

- Appeared in all 14 games, starting the first six contests of the season as a true freshman at cornerback.
- Tallied 21 total tackles, with 13 solo stops and eight assisted.
- Also contributed two interceptions and four pass break-ups.
- Made a career-high five tackles in the MAC Championship Game victory over Bowling Green (12-5).
- Also recorded four tackles against Central Michigan (10-11).
- Had his first career interception and a tackle for loss in his collegiate debut versus Presbyterian (8-28).
- Also picked off a pass in the third quarter at Western Michigan (11-28).

## High School

- Compiled 106 tackles, forced four fumbles, recovered five fumbles and intercepted nine passes in three seasons.
- Earned second team all-area and all-conference honors as a senior.
- Registered 40 tackles, four interceptions and eight PBUs in 2013.
- Named third team all-Dade County after the season.
- Caught 25 passes for 325 yards and four touchdowns in 2013.
- Ended his junior season with 36 tackles, three interceptions and two fumble recoveries.
- Posted eight receptions for 95 yards and a touchdown in 2012, in addition to gaining 25 yards and a touchdown on four carries.

## Personal

- Born Aug. 3, 1996, in Miami, Fla.
- Son of Albert Smalls Jr. and Tammy Jones-Smalls.
- Communications and media studies major.

## SMALLS' CAREER STATS

Year	G/GS	Solo	Asst	Total	TFL-Yds	QS-Yds	FF/FR	Int/PBU
2014	14/6	13	8	21	1.0-2	0.0-0	0/0	2/4
2015	14/4	29	8	37	0.0-0	0.0-0	0/0	1/10
Career	28/10	42	16	58	1.0-2	0.0-0	0/0	3/14

## SINGLE GAME HIGHS

Tackles: 6, vs. Ohio, 11-24-15

PBUs: 4, vs. Ball State, 10-10-15

Interceptions: 1, three times, last vs. Western Michigan, 11-18-15

## GAME-BY-GAME STATS

2014 OPP.	U-A-T	OTHER	2015 OPP.	U-A-T	OTHER
Presby.	2-0-2	INT, TFL	UNLV	5-0-5	2 PBU
NW	1-0-1		Murray	3-0-3	
UNLV	2-1-3		Ohio St.	0-1-1	
Arkansas	1-1-2		BC	0-2-2	
KSU	0-0-0		CMU	1-0-1	
CMU	3-1-4		BSU	1-0-1	4 PBU
Miami	1-0-1		Miami	2-1-3	PBU
EMU	0-1-1		EMU	4-1-5	
BSU	0-1-1		Toledo	0-1-1	
Toledo	1-0-1		Buffalo	0-0-0	
Ohio	0-0-0		WMU	3-0-3	INT, 2 PBU
WMU	0-0-0	INT	Ohio	6-0-6	
BGSU	2-3-5		BGSU	3-1-4	
Marshall	0-0-0		Boise St.	1-1-2	PBU



## 15 SUTTON SMITH

**Defensive End | 6-0 | 217 | So.-R | 1L**  
**Saint Charles, Mo. | Francis Howell HS**

### 2016

- Made 15 tackles on the season with six solo tackles, nine assists, a sack and two tackles for a loss.
- Recorded his only sack of the season at Western Michigan (10-8) where he also got an assisted tackle.
- Made a season-high three tackles,

including two solo stops, versus San Diego State (9-17).  
 • Appeared in all 12 games as a backup defensive end.

### 2015

- Redshirted.
- Moved to defense after starting his first camp at tailback.
- Named NIU Defensive Scout Team Player of the Week for the Western Michigan (11-18) game.

### GAME-BY-GAME STATS

2016 OPP.	U-A-T	OTHER
WYO	0-0-0	
USF	1-0-1	
SDSU	2-1-3	TFL
WIU	0-0-0	
BallSt.	0-2-2	
WMU	1-1-2	QS, TFL
CMU	1-0-1	
Buffalo	1-0-1	
BGSU	0-2-2	
Toledo	1-0-1	
EMU	0-1-1	QBH
Kent St.	0-1-1	QBH

### Personal

- Born March 22, 1996, in Plano, Texas.
- Son of Chuck and Sandy Smith.
- His father, Chuck, played football at Middle Tennessee State.
- His mother, Sandy, played volleyball at Missouri State.
- Intends to major in business.

### High School

- Talented playmaker on both sides of the ball at Francis Howell.
- As a senior, tallied 2,456 all-purpose yards with more than 2,000 rushing yards and 32 total touchdowns at tailback.
- Helped Howell go 11-1 and advance to the Missouri 6A state semifinals in 2014.
- Named 2014 *St. Louis Dispatch* All-Metro Offensive Player of the Year.
- Also named Large School Player of the Year in 2014 by local television station KSDK.
- As a junior, gained 1,682 all-purpose yards and scored 18 times.
- Advanced to the second round of the Missouri state playoffs in 2013.
- Two-time All-Gateway South Conference performer.

### SMITH'S CAREER STATS

Year	G/GS	Solo	Asst	Total	TFL-Yds	QS-Yds	FF/FR	Int/PBU
2016	12/0	6	9	15	2.0-7	1.0-6	0/0	0/0

### SINGLE GAME HIGHS

Tackles: 3, vs. SDSU, 9-17-16

Quarterback Sack: 1, at Western Michigan, 10-8-16





## 24 TREQUAN SMITH

**Safety | 5-11 | 180 | So.-R | 1L**

**Boynton Beach, Fla. | Boynton Beach HS**

### 2016

- Recorded 25 tackles on the season with two interceptions and two and a half tackles for loss.
- Made six tackles with an interception and a pass break up versus Central Michigan (10-15) to earn NIU Defensive

Player of the Week honors from coaches.

- Picked off a pass and added three tackles against Buffalo (10-22).
- Made four tackles with three solo stops, an assist and a tackle for loss at Eastern Michigan (11-16).
- Broke up two passes and registered four tackles including 1.5 for loss at Kent State (11-25).
- Appeared in 10 games with six starts at safety.

### 2015

- Redshirted.
- Selected NIU Defensive Scout Team Player of the Week by the coaches for his help preparing for Ohio State (9-19).

### SMITH'S CAREER STATS

Year	G/GS	Solo	Asst	Total	TFL-Yds	QS-Yds	FF/FR	Int/PBU
2016	10/6	16	9	25	2.5-3	0.0-0	0/0	2/4

### SINGLE GAME HIGHS

Tackles: 6, vs Central Michigan, 10-15-16

PBUs: 2, at Kent State, 11-25-16

Interceptions: 1, twice, last vs Buffalo, 11-1-16

### High School

- Three-year starter at Boynton Beach.
- Tallied 159 career tackles playing in one of Florida's top leagues.
- As a senior, had five INTs, 13 PBUs and forced five fumbles.
- Selected to play in the 2015 Florida vs. Georgia Clash of Scholar-Athletes All-Star Game.
- Recorded three interceptions with 11 passes defended as a junior.
- Helped Boynton Beach reach the Florida Class 6A playoffs twice.
- Two-time District 15 All-Conference selection.

### Personal

- Born Aug. 30, 1996, in Boynton Beach, Fla.
- Son of Bobby Smith and Takeshia Austin.
- Intends to major in business.

### GAME-BY-GAME STATS

2016 OPP.	U-A-T	OTHER
WYO	1-1-2	
USF	DNP	
SDSU	DNP	
WIU	1-0-1	
BallSt.	0-0-0	
WMU	0-2-2	
CMU	5-1-6	INT,PBU
Buffalo	2-1-3	INT
BGSU	2-0-2	
Toledo	1-0-1	PBU
EMU	3-1-4	TFL
KentSt.	2-2-4	1.5TFL,2PBU



## 72 JORDAN STECKLER

**Offensive Line | 6-4 | 311 | So.-R | 1L**  
**Two Rivers, Wis. | Two Rivers HS**

### 2016

- An Academic All-MAC and MAC Distinguished Scholar-Athlete selection.
- Paved the way for the Huskies to average 239.8 rushing yards per game and rank as the 16th best rushing offense in the country.
- Helped NIU rushers average 5.2 yards per rush attempt and score 27 times on the ground.
- NIU posted its fourth 300-yard rushing game of the season at EMU (11-16) behind 173 yards by Jordan Huff.
- The Huskies totaled 511 yards of total offense versus Buffalo (10-22).
- Helped lead the way for back-to-back 300-yard rushing games versus WIU (9-24) with 301 and at Ball State (10-1) with 355.
- Huskies ranked 16th nationally in rushing offense (239.8 yards/game) and 27th in total offense (463.8).
- Three different players posted eight 100-yard rushing games for NIU in 2016.
- Appeared in all 12 games with seven starts at right guard.

### 2015

- Redshirted.
- Named NIU Offensive Scout Team Player of the Week by the coaches for the season opener against UNLV (9-5).

### High School

- Three-year two-way starter at Two Rivers.
- Helped the Purple Raiders reach the playoffs each season.
- As a senior, blocked for an offense that averaged 29.4 points per game.
- 2014 All-State honorable mention selection by the Wisconsin coaches.
- During his junior year, helped Two Rivers tally 33.2 points per game and finish with a 7-3 record.
- Three-time all-conference selection.
- Also a standout basketball player.

### Personal

- Born July 16, 1996 in Two Rivers, Wis.
- Son of Bart and Elaine Steckler.
- Intends to major in marketing.



## 14 SPENCER TEARS

**Wide Receiver | 6-0 | 185 | So.-R | 1L**  
**Robbins, Ill. | H.L. Richards HS**

### 2016

- Recorded two tackles on special teams, one solo and one assist.
- Attempted first rush at Ball State (10-1).
- Caught one reception versus Buffalo (10-22) for three yards.
- Appeared in 11 games with one start at

wide receiver.

### 2015

- Redshirted.
- Selected as NIU Offensive Scout Team Player of the Week for the game against Western Michigan (11-18).

### High School

- As a senior, caught 27 passes for 468 yards and six touchdowns.
- Helped H.L. Richards reach quarterfinals of the Illinois 6A playoffs.
- Also rushed for 75 yards and two scores.
- 2014 *Chicago Tribune* All-State Special Mention.
- As a junior, amassed 500 receiving yards and eight total touchdowns.
- Played in the 2013 Illinois 6A state title game with the Bulldogs.
- Also a basketball letterwinner.

### Personal

- Born Dec. 19, 1996, in Chicago, Ill.
- Son of Patrice Tears-Cottrell.
- Undecided on a major.



## 11 ANTHONY THOMPSON

**Quarterback | 6-0 | 208 | Fr.-R**  
**Chicago, Ill. | Mount Carmel HS**

### 2016

- Redshirted.

### Personal

- Born April 4, 1998.
- Son of William and Christine

### High School

- Captained Mount Carmel to the second round of the Illinois 7A state playoffs during his senior season.
- Passed for more than 900 yards in both his junior and senior seasons with 27 total touchdowns.
- First team All-Chicago Catholic League Blue during junior season after rushing for 350 yards.

Thompson.



## 91 MAXIMILIAN THROWER

**Tight End | 6-4 | 231 | Fr.-R**  
**Royal Oak, Mich. | Shrine Catholic HS**

### 2016

- Redshirted.

### Personal

- Born Aug. 14, 1998 in Detroit, Mich.
- Son of James Thrower and Charlene Smith.

- Intends to major in communications.

### High School

- Varsity letterwinner all four years as a Knight.
- Helped team win conference championship during sophomore season.
- Made five catches for 94 yards as a junior.
- Averaged 18.8 yards per catch.



## 27 MAALIK TODD

**Wide Receiver | 5-8 | 156 | Jr.-R**  
**Evanston, Ill. | Evanston Township HS**

### 2016

- Appeared in two games on special teams versus Bowling Green (11-1) and at Eastern Michigan (11-16).
- Made one assisted tackle on the season at Eastern Michigan.

### Personal

- Born XXX.
- Son of XXX and XXX.
- XXX major.

### High School

- Appeared in three games.
- Made his collegiate debut in the season opener against Presbyterian (8-28).
- Also saw the field versus Ohio (11-18) and in the MAC Championship game victory over Bowling Green.
- Named NIU Defensive Scout Player of the Week for the Northwestern (9-6) and Ball State (11-5) games.

### 2015

- Did not appear in any games.

### 2014

- Redshirted.





## 95 NATHAN VELOZ

**Defensive Line | 6-4 | 294 | So.-R | 1L**  
**Oak Creek, Wis. | Oak Creek HS**

### 2016

- Saw action in the Wyoming (9-3) and South Florida (9-10) games as part of the field goal/PAT unit.
- Moved to defensive line late in the year when NIU ran short of depth at the position.
- Returned to offensive line in spring.

### 2015

- Redshirted.

### High School

- As a senior, served as team captain and helped Oak Creek go 9-2, win the South East Conference and make the playoffs.
- Collected first team All-State honors in 2014 from the Wisconsin coaches.
- Blocked for an offense that averaged 29.8 points and 338.7 yards per game to lead the conference.
- Scored a rushing touchdown on the only carry of his senior season.
- Garnered all-area and all-conference recognition as well.
- Three-time All-South East Conference selection.
- Also played baseball at Oak Creek High School.

### Personal

- Born November 7, 1996 in Milwaukee, Wis.
- Son of John and Lisa Veloz.
- Accounting major.



## 54 AUSTIN WARNER

**Offensive Line | 6-4 | 280 | Fr.-R**  
**Oswego, Ill. | Oswego HS**

### 2016

- Redshirted.

### Personal

- Born Oct. 5, 1997 in Naperville, Ill.
- Son of Matthew and Heather Warner.

- Plans to major in accountancy.

### High School

- Selected a Semper Fidelis All-American.
- Collected All-State honors from the *Chicago Tribune* and was an all-area choice by the *Aurora Beacon News* All-Area honor.
- Earned first team All-Southwest Prairie Conference recognition.
- Blocked for an offense that tallied 30 points per game.



## 9 JAUAN WESLEY

**Wide Receiver | 5-11 | 182 | Jr.-R | 1Sq**  
**Markham, Ill. | Thornton HS | Iowa State**

### 2016

- Redshirted.

### Prior to NIU

- Played two seasons at Iowa State.
- Recorded 30 receptions, 301 receiving yards and two touchdowns during the

2015 season.

- Made four catches for 76 yards with a touchdown versus Iowa.
- Caught six passes for 41 yards and a touchdown versus Baylor.
- As a true freshman, played in eight games with one start and caught 10 passes for 107 yards.
- Grabbed a season high three passes for 47 yards versus Texas, including a season-long 33-yarder.

### High School

- Two time All-Area selection in high school and All-Southwest Suburban Red.
- Helped the Thornton Wildcats to the state playoffs as a junior.
- Made 51 catches for 806 yards and six touchdowns as a senior.
- Caught 44 passes for 837 yards with 15 TDs as a junior.
- In track and field, was a member of the IHSA Class 3A 4 x 100 state championship team and was in the 100 meter finals in 2012 and 2014.

### Personal

- Born September 12, 1995 in Harvey, Ill.
- Son of Frederick Banks and Amani Wesley.
- Intends to major in Sociology.



## 35 SHANE WIMMANN

**Tight End/Fullback | 6-4 | 248 | Sr.-R | 3L**  
**Wisconsin Dells, Wis. | Wisconsin Dells HS**

### 2016

- Earned Academic All-MAC honors for the third consecutive season and was named a MAC Distinguished Scholar Athlete for the second straight year.
- Caught 24 passes, the most by an NIU tight end since 2005 with at least one

catch in 11 of 12 games in 2016.

- Matched the school's single season record for touchdown catches by a tight end with six.
- Broke the NIU school record for career scores by a tight end with a one-yard grab vs. Toledo (11-9) for his 10th career touchdown grab.
- Caught season-high four passes versus both Toledo and Kent State (11-25).
- Had a season-best 65 receiving yards vs. the Flashers, including a career-long 32-yard gain.
- Offensive line and tight ends earned player of the game honors for blocking vs. Bowling Green (11-1).
- Made two catches for 28 yards at WMU (11-8) with a 26-yard TD.
- Totaled three catches at Ball State (10-1) and scored on a two-yard reception versus WIU (9-24).
- Caught touchdown passes of 14 and seven yards versus San Diego State (9-17) to earn co-Offensive Player of the Game honors from NIU coaches.
- Tied the game at Wyoming (9-3) with 1:13 to play on a 19-yard catch and run and made two grabs for 41 yards in the game.
- Returned three short kickoffs for 36 yards on the year as a member of the kickoff return unit.
- Started all 12 games at tight end for the Huskies.

### 2015

- Played in all 14 games with five starts.
- Serving as NIU's top blocking tight end, and caught 11 passes for 98 yards.
- Red-zone threat who finished second on the team with four receiving TDs.
- His first career catch was a 16-yard score against UNLV (9-5).
- Had a career-high five receptions, with two for touchdowns, the next week against Murray State (9-12).
- Named NIU Co-Offensive Player of the Week for his blocking efforts at Central Michigan (10-3).
- Posted a career-high 46 receiving yards against Ball State (10-10).
- Caught his fourth TD in the victory over Eastern Michigan (10-24).
- Named Academic All-MAC for the second straight season.

### 2014

- Appeared in all 14 games with two starts at tight end.
- Contributed to an offense that averaged 441.2 yards per game.
- Blocked for 900-yard rushers Cameron Stingily and Drew Hare.
- Also made three tackles on the season.
- One of a league-leading 14 Huskies that earned a selection for the Academic All-MAC Team.

### 2013

- Redshirted.
- Named Offensive Scout Player of the week for the Western Michigan (11-26) game.

### High School

- Earned all-state, all-area and all-conference honors as a senior.
- Named the MVP of the South Central Conference in 2012.
- Caught 72 passes for 834 yards and 12 touchdowns at wide receiver in 2012, setting the school record for most receptions in a season.
- Added 20 carries for 120 yards and one touchdown on the ground.
- Totaled 107 tackles (55 solo), five pass breakups, four forced fumbles, three fumble recoveries and two blocked kicks in 2012.
- Named first team all-conference following his sophomore season.
- Earned basketball all-state honors in 2011-12.
- Two-time basketball player of the year in the South Central Conference.

### Personal

- Born Sept. 9, 1994, in Baraboo, Wis.
- Son of Dean and Karen Wimmann.
- Sociology major.

### GAME-BY-GAME RECEIVING STATS

2014 OPP.	#-YDS	OTHER	2015 OPP.	#-YDS	OTHER	2016 OPP.	#-YDS	OTHER
Presby.	0-0		UNLV	1-16	TD	WYO	2-41	TD
NW	0-0		Murray	5-27	2TD	USF	1-4	
UNLV	0-0		Ohio St.	0-0		SDSU	3-25	2TD
Arkansas	0-0		BC	0-0		WIU	2-15	TD
KSU	0-0		CMU	0-0		BallSt.	3-14	
CMU	0-0		BSU	3-46		WMU	2-28	TD
Miami	0-0		Miami	0-0		CMU	1-10	
EMU	0-0		EMU	2-9	TD	Buffalo	2-13	
BSU	0-0		Toledo	0-0		BGSU	0-0	
Toledo	0-0		Buffalo	0-0		Toledo	4-22	TD
Ohio	0-0		WMU	0-0		EMU	1-17	
WMU	0-0		Ohio	0-0		KentSt.	3-65	
BGSU	0-0		BGSU	0-0				
Marshall	0-0		Boise St.	0-0				

### WIMMANN'S CAREER STATS

#### RECEIVING

Year	G/GS	Rec.	Yds.	Avg.	TD	Lg	Yds/G
2014	13/2	0	0	0	0	0	0
2015	14/5	11	98	8.9	4	25	7.0
2016	12/12	24	254	10.6	6	32	21.2
Career	39/19	35	352	9.8	10	32	13.5

#### SINGLE GAME HIGHS

Receptions: 5, vs. Murray State, 9-12-15  
 Receiving Yards: 65, at Kent State, 11-25-16  
 Long Catch: 32, at Kent State, 11-25-16  
 Receiving TDs: 2, vs. Murray State, 9-12-15



## 53 QUINTIN WYNNE

**Defensive End | 6-1 | 237 | So.-R | 1L**  
**Saint Louis, Mo. | Christian Brothers HS**

### 2016

- Selected as an Academic All-MAC honoree.
- Totaled 12 tackles for the season with four solo tackles, eight assisted tackles, one sack and two and a half tackles for loss.

- Made a season-high three tackles twice - first against Central Michigan (10-15) with two solo tackles and an assisted tackle with a tackle for loss of six yards, and again versus Eastern Michigan (11-16) with one solo tackle and two assists.
- Recorded his first career sack against Toledo (11-9).
- Started his first game as a Huskie at defensive end at Wyoming (9-3) and saw action in all 12 games as part of the defensive line rotation.

### 2015

- Redshirted.
- Named NIU Defensive Scout Team Player of the Week for the Central Michigan (10-3) and Eastern Michigan (10-24) weeks.

### Personal

- Born Jan. 10, 1997, in Saint Louis, Mo.
- Son of Bernard and Sherri Wynne.
- Intends to major in pre-medicine.

### High School

- Standout player at one of Missouri's top high school football programs.
- As a senior, recorded 55 tackles and was defensive captain for Missouri's 6A state-championship Christian Brothers team.
- *St. Louis Dispatch* Super 30 honoree.
- Named to the second team All-State squad by the Missouri coaches.
- Three-time All-Metro Catholic selection, winning the league each year.

### WYNNE'S CAREER STATS

Year	G/GS	Solo	Asst	Total	TFL-Yds	QS-Yds	FF/FR	Int/PBU
2016	12/1	4	8	12	2.5-12	1.0-5	0/0	0/0

### SINGLE GAME HIGHS

Tackles: 3, twice, last at Eastern Michigan, 11-16-16  
 TFLs: 1, vs Central Michigan, 10-15-16  
 Quarterback Sack: 1, vs Toledo, 11-9-16

### GAME-BY-GAME STATS

2016 OPP.	U-A-T	OTHER
WYO	0-1-1	.5TFL
USF	0-1-1	
SDSU	0-2-2	
WIU	0-0-0	
BallSt.	0-0-0	
WMU	0-0-0	
CMU	2-1-3	TFL
Buffalo	0-1-1	
BGSU	0-0-0	
Toledo	1-0-1	QS
EMU	1-2-3	
KentSt.	DNP	



---

# NIU FOOTBALL RECORDS

---



# NIU HUSKIES FOOTBALL RECORDS

## RUSHING

### TEAM RECORDS

#### Most Attempts

Game: 81, vs. Cal-State Fullerton (10-23-87)  
Season: 701 (1987)

#### Most Net Yards Gained

Game: 733, vs. Fresno State (10-6-90)  
Half: 459, vs. Fresno State (10-6-90, 1st)  
Season: 4,161 (2013)

#### Most Touchdowns

Game: 18, vs. Wheaton (10-19-12)\*  
Season: 44 (2012)

#### Highest Yards Per Carry Average

Season: 6.35 (2013)

#### Most First Downs Rushing

Game: 31, vs. Fresno State (10-6-90)  
Season: 215 (2013)

### INDIVIDUAL RECORDS

#### Most Attempts

Game: 52, Michael Turner vs. Central Michigan (11-18-00)  
Season: 338, Michael Turner (2002)  
Career: 940, Michael Turner (2000-03)

#### Most Net Yards Gained

Game: 353, Garrett Wolfe at Ball State (9-30-06)  
Season: 1,976, LeShon Johnson (1993)  
Freshman: 1,043, Allen Ross (1977)  
Sophomore: 1,656, Garrett Wolfe (2004)  
Junior: 1,915, Michael Turner (2002)  
Senior: 1,976, LeShon Johnson (1993)  
Career: 5,164, Garrett Wolfe (2004-06)



Fullback Mark Kellar gained 1,719 yards on 291 carries for the 1973 Huskies.

#### Most Touchdowns

Game: 7, Bill Anderson vs. Wheaton (10-19-12)\*  
Season: 23, Jordan Lynch (2013)  
Career: 52, Garrett Wolfe (2004-06)

#### Highest Yards Per Game Average

Season: 179.6, LeShon Johnson (1993)  
Career: 156.5, Garrett Wolfe (2004-06)

#### Longest Run From Scrimmage

Scoring: 99, Reino Nori vs. UW-Whitewater, (11-17-34)\*  
Non-scoring: 79, William Andrews vs. Ball State, (10-8-99)

#### Highest Yards Per Rush Average

Game (min. 10 att.): 17.6, Stacey Robinson vs. Cincinnati (11-18-89)  
Season (min. 75 att.): 7.6, Jordan Huff (2015)  
Career (min. 225 att.): 6.56, Jordan Lynch (2009-13)

#### Most 100-Yard Games

Season: 12, Jordan Lynch (2012)  
Career: 22, Garrett Wolfe (2004-06)  
Jordan Lynch (2009-13)

#### Most Consecutive 100-Yard Games

Season: 11, Jordan Lynch (2012)  
Career: 11, Garrett Wolfe (2005-06)  
Jordan Lynch (2012)

#### Most Consecutive 200-Yard Games

Season: 3, LeShon Johnson (1993)

#### Quickest to 1,000 Rushing Yards

Season: 5 games (1,181 yards), Garrett Wolfe, 2006  
6 (1,105), LeShon Johnson, 1993

#### Most Attempts By Quarterback

Game: 36, Jordan Lynch vs. Kent State, (11-14-12)  
Season: 294, Jordan Lynch (2012)  
Career: 665, Marshall Taylor (1985-88)

#### Most Attempts By Fullback

Game: 40, Mark Kellar at Illinois State (10-27-73)  
Season: 291, Mark Kellar (1973)  
Career: 744, Mark Kellar (1971-73)

#### Most Net Yards By Quarterback

Game: 321, Jordan Lynch vs. Western Mich. (11-26-13)  
Season: 1,920, Jordan Lynch (2013)  
Career: 4,343, Jordan Lynch (2009-13)

#### Most Net Yards By Fullback

Game: 246, Mark Kellar at Illinois State (10-27-73)  
Season: 1,719, Mark Kellar (1973)  
Career: 3,745, Mark Kellar (1971-73)

\* Indicates College Division

^ Tied for NCAA record

### TEAM SEASON HIGHS

#### Rushing Attempts

	Att.	Yards	Year
1.	701	3,246	1987
2.	688	3,488	2014
3.	680	3,639	1989
4.	668	3,489	1973
5.	655	4,161	2013
6.	643	2,661	2015
7.	639	2,730	1972
8.	632	2,246	1979
9.	618	3,791	1990
10.	613	3,335	2012

#### Rushing Yards

	Yards	Att.	Year
1.	4,161	655	2013
2.	3,791	618	1990
3.	3,645	581	2010
4.	3,639	680	1989
5.	3,489	668	1973
6.	3,488	688	2014
7.	3,335	613	2012
8.	3,278	595	2011
9.	3,246	701	1987
10.	2,877	549	2016

#### Rushing Yards/Game

	Average	Yards	Att.	Year
1.	344.6	3,791	618	1990
2.	330.8	3,639	680	1989
3.	317.2	3,489	668	1973
4.	297.2	4,161	655	2013
5.	295.1	3,246	701	1987
6.	260.4	3,645	581	2010
7.	249.1	3,488	688	2014
8.	248.2	2,730	639	1972
9.	239.8	2,877	549	2016
10.	238.2	3,335	613	2012

#### Rushing Touchdowns

	TDs	Yards	Att.	Year
1.	44	3,335	613	2012
2.	42	3,645	581	2010
3.	40	3,639	680	1989
4.	39	4,161	655	2013
	39	3,489	668	1973
6.	36	3,791	618	1990
	36	3,488	688	2014
8.	35	2,509	539	2000
9.	34	3,278	595	2011
10.	31	3,246	701	1987
	31	2,661	643	2015

# NIU HUSKIES FOOTBALL RECORDS

## RUSHING

### CAREER LEADERS

#### Rushing Attempts

	Player	Seasons	Yards	Avg.	Att.
1.	Michael Turner	2000-03	4,941	5.26	940
2.	Allen Ross	1977-80	3,500	4.00	867
3.	Garrett Wolfe	2004-06	5,164	6.40	807
4.	Mark Kellar	1971-73	3,745	5.03	744
5.	Marshall Taylor	1985-88	1,971	2.96	665
	Adam Dach	1987-91	3,438	5.16	665
7.	Jordan Lynch	2009-13	4,343	6.56	662
8.	Charles Talley	1993-96	3,155	4.77	661
9.	Joel Bouagnon	2013-16	2,911	4.85	600
10.	LeShon Johnson	1992-93	3,314	5.60	592

#### Rushing Yards

	Player	Seasons	Att.	Avg.	Yards
1.	Garrett Wolfe	2004-06	807	6.40	5,164
2.	Michael Turner	2000-03	940	5.26	4,941
3.	Jordan Lynch	2009-13	662	6.56	4,343
4.	Mark Kellar	1971-73	744	5.03	3,745
5.	Allen Ross	1977-80	867	4.00	3,500
6.	Adam Dach	1987-91	665	5.16	3,438
7.	LeShon Johnson	1992-93	592	5.60	3,314
8.	Charles Talley	1993-96	661	4.77	3,155
9.	Chandler Harnish	2008-11	538	5.54	2,983
10.	Chad Spann	2007-10	536	5.44	2,916
11.	Joel Bouagnon	2013-16	600	4.85	2,911
12.	Stacey Robinson	1988-90	428	6.37	2,727
13.	Thomas Hammock	1999-2002	544	4.47	2,432
14.	John LaLonde	1968-70	509	4.38	2,227
15.	Darryl Richardson	1982-85	487	4.50	2,191
16.	Cameron Stingily	2010-14	397	5.28	2,095
17.	Carl Fisher	1975-78	474	4.27	2,022
18.	Marshall Taylor	1985-88	665	2.96	1,971
19.	Jack Dean	1961-64 *	372	5.04	1,874
20.	Vince Smith	1974-76	378	4.91	1,856
21.	Ivory Bryant	1997-99	496	3.65	1,808
22.	Pete Roth	1980-82, 84	417	4.29	1,795
23.	Rodney Taylor	1985-88	350	4.81	1,684
24.	Jerry Latin	1972-74	294	5.62	1,651
25.	A.J. Harris	2002-05	342	4.73	1,616
26.	William Andrews	1998-99	373	4.30	1,603
27.	Justin Anderson	2006-09	352	4.46	1,571
28.	Ed Johnson	1973-75	353	4.37	1,542
29.	Jordan Huff	2014-Present	206	6.93	1,427
30.	Joe Plaskas	1956-59 *	336	3.96	1,332
31.	Jasmin Hopkins	2010-11	225	5.88	1,322
32.	Akeem Daniels	2010-14	205	5.99	1,227
33.	Bob Brigham	1947-49 *	-	-	1,221
34.	Drew Hare	2012-16	284	4.23	1,201
35.	Me'co Brown	2008-09	258	4.48	1,155
36.	Bruce Bray	1967-69 *	275	4.00	1,099
37.	Lou Wicks	1980-83	275	3.96	1,090
38.	Bob Soltis	1956, 59-60 *	211	4.94	1,042
39.	Antonio Davis	1985-87	246	4.14	1,018

#### Rushing Touchdowns

	Player	Seasons	Att.	Yards.	Avg.	TDs
1.	Garrett Wolfe	2004-06	807	5,164	6.40	52
2.	Chad Spann	2007-10	536	2,916	5.44	49
3.	Jordan Lynch	2009-13	662	4,343	6.56	48
4.	Michael Turner	2000-03	940	4,941	5.26	43
5.	Stacey Robinson	1988-90	428	2,727	6.37	38
6.	Mark Kellar	1971-73	744	3,745	5.03	32
7.	Joel Bouagnon	2013-16	600	2,911	4.85	31
8.	Allen Ross	1977-80	867	3,500	4.00	30
9.	Charles Talley	1993-96	661	3,155	4.77	27
10.	Thomas Hammock	1999-2002	544	2,432	4.47	25

#### Rushing Yards Per Game

	Player	Seasons	Yards	Games	Yds./Gm
1.	Garrett Wolfe	2004-06	5,164	33	156.5
2.	LeShon Johnson	1992-93	3,314	22	150.6
3.	Mark Kellar	1971-73	3,743	31	120.8
4.	Michael Turner	2000-03	4,941	45	109.8
5.	Stacey Robinson	1988-90	2,727	25	109.1
6.	Jordan Lynch	2009-13	4,343	50	86.9
7.	Allen Ross	1977-80	3,500	42	83.3
8.	Charles Talley	1993-96	3,155	39	80.9
9.	Adam Dach	1987-91	3,438	45	76.4
10.	William Andrews	1998-99	1,603	21	76.3

#### Yards Per Carry (minimum 300 attempts)

	Player	Seasons	Yards	Att.	Avg.
1.	Jordan Lynch	2009-13	4,343	662	6.56
2.	Garrett Wolfe	2004-06	5,164	807	6.40
3.	Stacey Robinson	1988-90	2,727	428	6.37
4.	LeShon Johnson	1992-93	3,314	592	5.60
5.	Chandler Harnish	2008-11	2,983	538	5.54
6.	Chad Spann	2007-10	2,916	536	5.44
7.	Michael Turner	2000-03	4,941	940	5.30
8.	Cameron Stingily	2010-14	2,095	397	5.28
9.	Adam Dach	1987-91	3,438	665	5.20
10.	Jack Dean	1961-64 *	1,874	372	5.04

#### 100-Yard Rushing Games

	Player	Seasons	GP	100-Yard Games
1.	Garrett Wolfe	2004-06	33	22
	Jordan Lynch	2009-13	50	22
3.	Michael Turner	2000-03	45	21
4.	Mark Kellar	1971-73	31	19
5.	LeShon Johnson	1992-93	22	15
	Charles Talley	1993-96	39	15
7.	Allen Ross	1977-80	42	14
8.	Thomas Hammock	1999-2002	32	12
9.	Stacey Robinson	1988-90	25	11
	Chandler Harnish	2008-11	47	11

#### Consecutive 100-Yard Rushing Games

	Player	Seasons	No.
1.	Garrett Wolfe	2005-06	11
	Jordan Lynch	2012	11
3.	Garrett Wolfe	2004	7
4.	LeShon Johnson	1993	6
	Charles Talley	1995	6
	Michael Turner	2002	6
7.	Mark Kellar	1973	5
	Thomas Hammock	2000	5
	Justin Anderson	2007	5
	Jordan Lynch	2013	5

#### 200-Yard Rushing Games

	Player	Seasons	No.
1.	Garrett Wolfe	2004-06	10
2.	Michael Turner	2000-03	7
3.	LeShon Johnson	1992-93	5
4.	Mark Kellar	1971-73	3
	Stacey Robinson	1989-90	3
	Charles Talley	1993-96	3
	Jordan Lynch	2009-13	3
8.	Allen Ross	1977-80	2

\* Indicates College Division

# NIU HUSKIES FOOTBALL RECORDS

## RUSHING

### SINGLE SEASON LEADERS

#### Rushing Attempts

Player	Season	Yards	Avg.	Att.
1. Michael Turner	2002	1,915	5.67	338
2. LeShon Johnson	1993	1,976	6.04	327
3. Michael Turner	2003	1,648	5.32	310
4. Garrett Wolfe	2006	1,928	6.24	309
5. Jordan Lynch	2012	1,815	6.17	294
6. Jordan Lynch	2013	1,920	6.58	292
7. Mark Kellar	1973	1,719	5.91	291
8. Mark Kellar	1972	1,316	4.62	285
Charles Talley	1995	1,540	5.40	285
10. Joel Bouagnon	2015	1,285	4.54	283

#### Rushing Yardage

Player	Season	Att.	Avg.	Yards
1. LeShon Johnson	1993	327	6.04	1,976
2. Garrett Wolfe	2006	309	6.24	1,928
3. Jordan Lynch	2013	292	6.58	1,920
4. Michael Turner	2002	338	5.67	1,915
5. Jordan Lynch	2012	294	6.17	1,815
6. Mark Kellar	1973	291	5.91	1,719
7. Garrett Wolfe	2004	256	6.47	1,656
8. Michael Turner	2003	310	5.32	1,648
9. Garrett Wolfe	2005	242	6.53	1,580
10. Charles Talley	1995	285	5.40	1,540
11. Stacey Robinson	1989	223	6.47	1,443
12. Chad Spann	2010	258	5.38	1,388
13. Chandler Harnish	2011	194	7.11	1,379
14. LeShon Johnson	1992	265	5.05	1,338
15. Mark Kellar	1972	285	4.62	1,316
16. Joel Bouagnon	2015	283	4.54	1,285
17. Justin Anderson	2007	274	4.54	1,245
18. Stacey Robinson	1990	193	6.41	1,238
19. Darryl Richardson	1983	235	5.12	1,204
20. William Andrews	1999	240	4.70	1,127
21. Cameron Stingily	2013	203	5.51	1,119
22. Thomas Hammock	2001	268	4.09	1,096
23. Thomas Hammock	2000	215	5.04	1,083
24. Allen Ross	1977	273	3.82	1,043
25. Chad Spann	2009	179	5.80	1,038
26. Allen Ross	1978	259	3.99	1,033
27. Pete Roth	1982	220	4.58	1,008
Charles Talley	1996	241	4.18	1,008

#### Rushing Yards Per Game (minimum eight games)

Player	Season	GP	Yards	Yds./Game
1. LeShon Johnson	1993	11	1,976	179.6
2. Garrett Wolfe	2005	9	1,580	175.6
3. Michael Turner	2002	12	1,915	159.6
4. Mark Kellar	1973	11	1,719	156.3
5. Garrett Wolfe	2004	11	1,656	150.6
6. Garrett Wolfe	2006	13	1,928	148.3
7. Charles Talley	1995	11	1,540	140.0
8. Michael Turner	2003	12	1,648	137.3
9. Jordan Lynch	2013	14	1,920	137.1
10. Stacey Robinson	1989	11	1,443	131.1

#### Rushing Touchdowns

Player	Season	Att.	Yards	Avg.	TDs
1. Jordan Lynch	2013	292	1,920	6.58	23
2. Chad Spann	2010	258	1,388	5.38	22
3. Stacey Robinson	1989	223	1,443	6.47	19
Stacey Robinson	1990	193	1,238	6.41	19
Michael Turner	2002	338	1,915	5.67	19
Chad Spann	2009	179	1,038	5.80	19
Jordan Lynch	2012	294	1,815	6.17	19
8. Garrett Wolfe	2004	256	1,656	6.47	18
Garrett Wolfe	2006	309	1,928	6.24	18
Joel Bouagnon	2015	283	1,285	4.54	18

#### Yards Per Carry (minimum 100 attempts)

Player	Season	Att.	Yards	Avg.
1. Chandler Harnish	2011	194	1,379	7.11
2. Adam Dach	1990	143	966	6.76
3. Jordan Lynch	2013	292	1,920	6.58
4. Garrett Wolfe	2005	242	1,580	6.53
5. Stacey Robinson	1989	223	1,443	6.47
6. Garrett Wolfe	2004	256	1,656	6.46
7. Stacey Robinson	1990	193	1,238	6.41
8. Jordan Huff	2016	111	703	6.33
9. Garrett Wolfe	2006	309	1,928	6.24
10. Jordan Lynch	2012	294	1,815	6.17

#### 100-Yard Rushing Games

Player	Season	Games	No.
1. Jordan Lynch	2012	14	12
2. Mark Kellar	1973	11	9
LeShon Johnson	1993	11	9
Charles Talley	1995	11	9
Michael Turner	2002	12	9
Michael Turner	2003	12	9
7. Garrett Wolfe	2006	13	8
Jordan Lynch	2013	14	8
9. Justin Anderson	2007	12	7
Garrett Wolfe	2005	9	7
Garrett Wolfe	2004	11	7
Thomas Hammock	2000	9	7
William Andrews	1999	11	7
Mark Kellar	1972	12	7

#### 200-Yard Rushing Games

Player	Season	Games	No.
1. LeShon Johnson	1993	11	5
Michael Turner	2002	12	5
3. Garrett Wolfe	2004	11	4
4. Mark Kellar	1973	11	3
Garrett Wolfe	2005	9	3
Garrett Wolfe	2006	13	3
7. Stacey Robinson	1989	11	2
Charles Talley	1995	11	2
Michael Turner	2000	11	2
Jordan Lynch	2013	14	2

#### Consecutive 200-Yard Rushing Games

Player	Seasons	No.
1. LeShon Johnson	1993	3
2. Garrett Wolfe	2004	2
Garrett Wolfe	2005	2
Michael Turner	2002	2
Michael Turner	2002	2
Michael Turner	2000	2

### Longest Rushing Plays

Yards	Player	Opponent	Date
1. 99	Reino Nori	UW-Whitewater	11-17-34
2. 92	Darryl Richardson	Ohio	11-16-85
92	LeShon Johnson	Southern Illinois	10-2-93
4. 90	Jordan Lynch	Buffalo	10-16-10
5. 88	Ernie Wickstrom	Southern Illinois	10-14-50
88	Jordan Lynch	Army	9-15-12
7. 87	Jordan Huff	Western Michigan	11-18-15
8. 85	LeShon Johnson	Southern Mississippi	10-10-92
9. 84	Garrett Wolfe	Ball State	10-30-04
10. 82	Michael Turner	Western Illinois	9-21-02
11. 81	LeShon Johnson	Iowa	11-6-93
81	Jordan Lynch	Eastern Michigan	11-26-10
13. 80	Brett Schroeder	Southern Illinois	10-7-89
14. 79	Ricky Bridges	Western Michigan	9-20-80
79	William Andrews	Ball State	10-9-99
79	Chad Spann	Eastern Michigan	11-5-09
79	Chad Spann	North Dakota	9-11-10
18. 78	Bob Heimerdinger	Nebraska-Omaha	10-1-49
78	Ernie Wickstrom	Central Michigan	11-3-50
78	Garrett Wolfe	Western Michigan	10-23-04
78	Drew Hare	Eastern Michigan	10-25-14

# NIU HUSKIES FOOTBALL RECORDS

## RUSHING

### SINGLE GAME LEADERS

#### Rushing Attempts

	Player	Date	Opp.	Yards
1.	Michael Turner	11-18-00	Central Michigan	52
2.	Allen Ross	9-15-79	East Tennessee St.	44
3.	Allen Ross	9-30-78	Illinois State	43
	Ivory Bryant	10-25-97	Ball State	43
	Garrett Wolfe	11-20-04	Eastern Michigan	43
6.	LeShon Johnson	10-16-93	Pacific	42
	Garrett Wolfe	12-1-05	Akron	42
8.	Michael Turner	11-23-02	Toledo	41
9.	Ed Johnson	11-8-75	Toledo	40
	Mark Kellar	10-27-73	Illinois State	40
	Michael Turner	10-5-02	Kent State	40
	Michael Turner	11-9-02	Bowling Green	40

#### Rushing Yards

	Player	Date	Opp.	Yards
1.	Garrett Wolfe	9-30-06	Ball State	353
2.	Garrett Wolfe	11-20-04	Eastern Michigan	325
3.	LeShon Johnson	10-2-93	Southern Illinois	322
4.	Jordan Lynch	11-26-13	Western Michigan	321
5.	Jordan Lynch	10-19-13	Central Michigan	316
6.	Stacey Robinson	10-6-90	Fresno State	308
7.	LeShon Johnson	11-6-93	Iowa	306
8.	Michael Turner	9-21-02	Western Illinois	282
9.	Stacey Robinson	11-18-89	Cincinnati	281
	Michael Turner	11-18-00	Central Michigan	281

#### Rushing Yards By Quarter

	Player	Date	Opponent	Yards
1.	Stacey Robinson	10-6-90	Fresno State	173 (2nd)
2.	Jordan Lynch	11-26-13	Western Michigan	155 (2nd)
3.	Garrett Wolfe	11-20-04	Eastern Michigan	141 (3rd)
4.	Garrett Wolfe	9-30-06	Ball State	139 (3rd)
5.	Garrett Wolfe	10-30-04	Ball State	131 (3rd)
6.	LeShon Johnson	11-6-93	Iowa	130 (4th)
7.	Michael Turner	10-12-02	Miami (OH)	126 (4th)
8.	Michael Turner	11-18-00	Central Michigan	124 (4th)
9.	Michael Turner	9-21-02	Western Illinois	120 (2nd)

#### Rushing Yards By Half

	Player	Date	Opponent	Yards
1.	Stacey Robinson	10-6-90	Fresno State	287 (1st)
2.	Jordan Lynch	10-19-13	Central Michigan	232 (2nd)
3.	Garrett Wolfe	9-30-06	Ball State	230 (2nd)
4.	Jordan Lynch	11-26-13	Western Michigan	229 (1st)
5.	LeShon Johnson	11-6-93	Iowa	221 (2nd)
6.	LeShon Johnson	10-2-93	Southern Illinois	206 (1st)
7.	Garrett Wolfe	9-24-04	Bowling Green	204 (2nd)
8.	Garrett Wolfe	11-20-04	Eastern Michigan	203 (2nd)
9.	Stacey Robinson	11-18-89	Cincinnati	199 (1st)
10.	Michael Turner	10-12-02	Miami (OH)	195 (2nd)

#### Rushing Yards By Class

##### Freshman

1.	Michael Turner	11-18-00	Central Michigan	281
2.	Allen Ross	11-19-77	Ohio	254

##### Sophomore

1.	Garrett Wolfe	11-20-04	Eastern Michigan	325
2.	Garrett Wolfe	10-30-04	Ball State	280

##### Junior

1.	Michael Turner	9-21-02	Western Illinois	282
2.	Stacey Robinson	11-18-89	Cincinnati	281

##### Senior

1.	Garrett Wolfe	9-30-06	Ball State	353
2.	LeShon Johnson	10-2-93	Southern Illinois	322
3.	Jordan Lynch	11-26-13	Western Michigan	321
4.	Jordan Lynch	10-19-13	Central Michigan	316

#### Rushing Touchdowns

	Player	Date	Opponent	TDs
1.	Bill Anderson	10-19-12 *	Wheaton	7
2.	Navarre Edwards	11-10-09	Dixon	5
	Steve Goehl	9-18-71	Long Beach State	5
	Stacey Robinson	11-18-89	Cincinnati	5
	Stacey Robinson	10-6-90	Fresno State	5
	Thomas Hammock	10-14-00	Akron	5
	Michael Turner	10-12-02	Miami (OH)	5
	Michael Turner	11-16-02	Eastern Michigan	5
	Garrett Wolfe	11-23-05	Western Michigan	5
	Joel Bouagnon	11-1-16	Bowling Green	5
11.	Nine Times, Last -			
	Anthony Maddie	10-22-16	Buffalo	4

#### Two 100-Yard Rushers in Same Game

	Player	Date	Opponent	Yards
1.	Charles Talley (214)	10-7-95	UNLV	357
	Scott Florence (143)			
2.	Chandler Harnish (229)	10-1-11	Central Michigan	342
	Jordan Lynch (113)			
3.	Stacey Robinson (228)	9-30-89	Western Illinois	335
	Adam Dach (107)			
4.	Brett Schroeder (172)	10-7-89	Southern Illinois	333
	Stacey Robinson (161)			
5.	Darryl Richardson (180)	11-16-85	Ohio	326
	Marshall Taylor (146)			
6.	Jordan Lynch (189)	9-21-13	Eastern Illinois	323
	Cameron Stingily (134)			
7.	Chandler Harnish (178)	9-11-10	North Dakota	318
	Chad Spann (140)			
8.	Thomas Hammock (174)	10-14-00	Akron	314
	Michael Turner (140)			
9.	Anthony Maddie (160)	10-1-16	Ball State	313
	Joel Bouagnon (153)			
10.	Jordan Lynch (161)	11-20-13	Toledo	307
	Cameron Stingily (146)			
11.	Mark Carlson (158)	10-28-72	Kent State	304
	Mark Kellar (146)			
12.	Chandler Harnish (181)	11-15-11	Ball State	303
	Jasmin Hopkins (122)			
13.	Leighton Settle (152)	9-29-12	Central Michigan	296
	Jordan Lynch (144)			
14.	Drew Hare (180)	10-18-14	Miami	291
	Cameron Stingily (133)			
15.	Jordan Lynch (160)	11-30-12	Kent State	288
	Akeem Daniels (128)			
16.	Mark Kellar (186)	10-6-73	Fresno State	286
	Jerry Latin (100)			
17.	Chad Spann (174)	11-5-09	Eastern Michigan	278
	DeMarcus Grady (104)			
18.	Mark Kellar (163)	11-17-72	Long Beach St.	276
	Mark Carlson (113)			
19.	Stacey Robinson (145)	9-22-90	Kansas State	273
	Adam Dach (128)			
20.	Allen Ross (169)	11-18-78	Ball State	272
	Carl Fisher (103)			
21.	Joel Bouagnon (138)	10-24-15	Eastern Michigan	266
	Jordan Huff (128)			
22.	Jasmin Hopkins (143)	9-24-11	Cal Poly	261
	Chandler Harnish (118)			
23.	Jordan Lynch (142)	11-26-10	Eastern Michigan	246
	Jasmin Hopkins (104)			
24.	Chad Spann (125)	10-31-09	Akron	234
	DeMarcus Grady (109)			
25.	Akeem Daniels (112)	11-23-12	Eastern Michigan	219
	Jordan Lynch (107)			



# NIU HUSKIES FOOTBALL RECORDS

## RUSHING

### 100-YARD RUSHING GAMES

	Yds.	Player	Opponent	Date
1.	353	Garrett Wolfe	Ball State	9-30-06
2.	325	Garrett Wolfe	Eastern Michigan	11-20-04
3.	322	LeShon Johnson	Southern Illinois	10-2-93
4.	321	Jordan Lynch	Western Michigan	11-26-13
5.	316	Jordan Lynch	Central Michigan	10-19-13
6.	308	Stacey Robinson	Fresno State	10-6-90
7.	306	LeShon Johnson	Iowa	11-6-93
8.	282	Michael Turner	Western Illinois	9-21-02
9.	281	Stacey Robinson	Cincinnati	11-18-89
	281	Michael Turner	Central Michigan	11-18-00
11.	280	Garrett Wolfe	Ball State	10-30-04
12.	277	Garrett Wolfe	Western Michigan	11-23-05
13.	270	Garrett Wolfe	Akron	12-1-05
14.	266	Cameron Stingily	Kent State	10-5-13
15.	263	Garrett Wolfe	Buffalo	9-16-06
16.	254	Allen Ross	Ohio	11-19-77
17.	252	Darryl Richardson	Ball State	10-1-83
	252	Adrian Davis	Kent State	10-22-05
19.	251	Charles Talley	Arkansas State	11-11-95
20.	246	Mark Kellar	Illinois State	10-27-73
21.	245	Garrett Wolfe	Northwestern	9-10-05
22.	238	LeShon Johnson	New Mexico State	10-9-93
23.	230	Michael Turner	Eastern Michigan	11-11-00
24.	229	Chandler Harnish	Western Michigan	10-15-11
25.	228	Stacey Robinson	Western Illinois	9-30-89
26.	226	LeShon Johnson	Arkansas State	9-18-93
	226	Garrett Wolfe	Central Michigan	10-16-04
28.	225	Michael Turner	Eastern Michigan	11-16-02
29.	224	LeShon Johnson	Pacific	10-16-93
30.	223	Chad Spann	Minnesota	9-25-10
31.	222	Allen Ross	Illinois State	9-30-78
	222	Michael Turner	Miami (OH)	10-12-02
33.	221	Jerry Latin	Marshall	10-13-73
34.	217	Vince Smith	Idaho	11-16-74
35.	214	Charles Talley	UNLV	10-7-95
36.	213	Michael Turner	Toledo	11-23-02
37.	209	Marshall Taylor	UNLV	11-28-87
38.	207	Jordan Lynch	Ball State	10-6-12
39.	206	Charles Talley	Oregon State	11-16-96
40.	205	Mark Kellar	Xavier	11-10-73
	205	Mark Kellar	Indiana State	9-8-73
42.	203	Michael Turner	Kent State	9-28-02
	203	Garrett Wolfe	Central Michigan	11-17-06
44.	202	Garrett Wolfe	Bowling Green	9-24-04
45.	199	Mark Kellar	Ball State	10-20-73
	199	Michael Turner	Central Michigan	10-11-03
47.	198	Garrett Wolfe	Indiana State	9-23-06
48.	197	Garrett Wolfe	Miami (OH)	10-5-05
49.	196	Garrett Wolfe	Ohio	9-9-06
50.	195	Adam Dach	Arkansas State	9-14-91
	195	Thomas Hammock	Central Michigan	10-27-01

### Nine-Straight 1,000-Yard Rushers: 1999-2007

Year	Player	Attempts	Yards
1999	William Andrews	240	1,127
2000	Thomas Hammock	215	1,083
2001	Thomas Hammock	268	1,096
2002	Michael Turner	338	1,915
2003	Michael Turner	310	1,648
2004	Garrett Wolfe	256	1,656
2005	Garrett Wolfe	242	1,580
2006	Garrett Wolfe	309	1,928
2007	Justin Anderson	274	1,245



*Jordan Lynch shares the school record for career 100-yard games with 22.*

	Yds.	Player	Opponent	Date
52.	192	Darryl Richardson	Eastern Michigan	10-15-83
	192	LeShon Johnson	Liberty	10-24-92
	192	Charles Talley	Louisiana Tech	11-18-95
	192	Michael Turner	Bowling Green	11-9-02
56.	190	Ivory Bryant	Ball State	10-25-97
57.	189	Jordan Lynch	Eastern Illinois	9-21-13
58.	188	LeShon Johnson	Southern Mississippi	10-10-92
59.	187	Darryl Richardson	Ohio	11-19-83
60.	186	Mark Kellar	Fresno State	10-6-73
	186	Ed Johnson	Toledo	11-8-75
62.	185	Pete Roth	Kent State	9-22-84
	185	Garrett Wolfe	Western Michigan	10-23-04
64.	181	Chandler Harnish	Ball State	11-15-11
65.	180	John LaLonde	Toledo	11-8-69
	180	Darryl Richardson	Ohio	11-16-85
	180	Drew Hare	Miami (Ohio)	10-18-14
68.	178	Chandler Harnish	North Dakota	9-11-10
69.	177	Thomas Hammock	South Florida	8-30-01
	177	Michael Turner	Toledo	11-15-03
	177	Garrett Wolfe	Toledo	11-16-05
72.	176	Vince Smith	Western Michigan	9-21-74
73.	174	Chad Spann	Eastern Michigan	11-5-09
	174	Thomas Hammock	Akron	10-14-00
75.	173	Jordan Huff	Eastern Michigan	11-16-16
	173	LeShon Johnson	SW Louisiana	10-23-93
	173	Michael Turner	Western Michigan	10-18-03
78.	172	Brett Schroeder	Southern Illinois	10-7-89
	172	Brian Grimes	Pacific	10-15-94
	172	Thomas Hammock	Wake Forest	8-29-02
81.	171	Garrett Wolfe	Ohio State	9-2-06
82.	170	Adam Dach	Akron	11-3-90
83.	169	Allen Ross	Ball State	11-18-78
	169	Allen Ross	Kent State	11-1-80
85.	168	Stacey Robinson	Kansas State	9-23-89
	168	Justin Anderson	Eastern Michigan	9-15-07
87.	167	Adam Dach	Minnesota	9-24-88
	167	Justin Anderson	Idaho	9-22-07
89.	166	Stacey Robinson	Murray State	10-20-90
	166	Michael Turner	Eastern Michigan	11-22-03
	166	Drew Hare	Eastern Michigan	10-25-14
92.	165	Michael Turner	Central Michigan	10-19-02
93.	164	Garrett Wolfe	Eastern Michigan	11-24-06
94.	163	Mark Kellar	Long Beach State	11-17-72
	163	Marshall Taylor	Western Michigan	9-19-87
	163	Michael Turner	Buffalo	11-8-03
	163	Justin Anderson	Temple	10-6-07

# NIU HUSKIES FOOTBALL RECORDS

## RUSHING

	Yds.	Player	Opponent	Date
98.	162	Garrett Wolfe	Miami	10-8-06
	162	Jordan Lynch	Toledo	11-14-12
100.	161	Vince Smith	Indiana State	10-9-76
	161	Allen Ross	East Tennessee State	9-15-79
	161	Stacey Robinson	Southern Illinois	10-7-89
	161	Charles Talley	Akron	10-26-96
	161	Jordan Lynch	Toledo	11-20-13
105.	160	Thomas Hammock	Toledo	11-4-00
	160	Michael Turner	Wisconsin	9-14-02
	160	Jordan Lynch	Kent State	11-30-12
	160	Anthony Maddie	Ball State	10-1-16
109.	159	Charles Talley	Southern Mississippi	8-31-95
	159	Jordan Lynch	Idaho	9-14-13
	159	<b>Jordan Huff</b>	<b>Western Michigan</b>	<b>11-18-15</b>
112.	158	Mark Carlson	Kent State	10-28-72
	158	Ivory Bryant	Western Michigan	9-13-97
114.	157	Pete Roth	Kent State	9-18-82
	157	Adam Dach	Toledo	11-23-91
	157	LeShon Johnson	Western Michigan	10-31-92
	157	Brian Grimes	Nevada	10-1-94
	157	Jordan Lynch	UMass	11-3-12
	157	William Andrews	Western Michigan	9-25-99
	157	Justin Anderson	Central Michigan	9-29-07
121.	156	Chad Spann	Miami (Ohio)	10-24-09
	156	Charles Talley	SW Louisiana	11-9-96
	156	Michael Turner	Alabama	9-20-03
	156	Joel Bouagnon	Buffalo	11-11-15
125.	155	Adam Dach	SW Louisiana	11-17-90
126.	154	William Andrews	Eastern Michigan	11-20-99
127.	153	Joel Bouagnon	Ball State	10-1-16
	153	Pete Roth	Ball State	10-2-82
	153	Garrett Wolfe	Eastern Michigan	10-15-05
130.	152	LeShon Johnson	SW Louisiana	11-7-92
	152	Thomas Hammock	Sam Houston State	9-22-01
	152	Leighton Settle	Central Michigan	9-29-12
	152	Joel Bouagnon	UNLV	9-5-15
134.	151	Charles Talley	Utah State	10-14-95
	151	Chandler Harnish	Bowling Green	11-8-11
136.	150	Me'co Brown	Purdue	9-19-09
137.	149	Mark Kellar	Toledo	11-4-72
	149	Darryl Richardson	Central Michigan	11-23-85
	149	Chandler Harnish	Toledo	11-9-10
	149	Joel Bouagnon	Ball State	10-10-15
141.	148	Mark Kellar	Xavier	10-7-72
	148	Allen Ross	Western Michigan	9-16-78
	148	Thomas Hammock	Western Michigan	10-21-00
	148	Garrett Wolfe	Michigan	9-3-05
	148	Chandler Harnish	Eastern Michigan	11-25-11
	148	Cameron Stingily	Ball State	11-5-14
147.	147	Tim Tyrrell	Bowling Green	10-22-83
	147	Thomas Hammock	Buffalo	10-28-00
149.	146	Mark Kellar	Kent State	10-28-72
	146	Marshall Taylor	Ohio	11-16-85
	146	Charles Talley	Florida	11-4-95
	146	Charles Talley	Arkansas State	9-21-96
	146	Chad Spann	Western Michigan	10-30-10
	146	Cameron Stingily	Toledo	11-20-13
155.	145	John LaLonde	Xavier	9-26-70
	145	Mark Kellar	Marshall	9-30-72
	145	Stacey Robinson	Kansas State	9-22-90
158.	144	Jordan Lynch	Central Michigan	9-29-12
159.	143	Allen Ross	Toledo	11-10-79
	143	Scott Florence	UNLV	10-7-95
	143	Thomas Hammock	Central Florida	10-7-00
	143	Jasmin Hopkins	Cal Poly	9-24-11
163.	142	Adam Dach	Western Illinois	11-5-88
	142	Garrett Wolfe	Central Florida	10-9-04
	142	Jordan Lynch	Eastern Michigan	11-26-10

### NIU's 400-Yard Rushing Games

	Yds.	Opponent	Date
1.	733	Fresno State	10-6-90
2.	539	Cincinnati	11-18-89
3.	499	Kent State	10-28-72
4.	494	Western Michigan	10-15-11
5.	471	Ball State	10-20-73
6.	459	UNLV	11-28-87
7.	456	UNLV	10-7-95
8.	454	Kent State	10-5-13
9.	447	Ohio	11-16-85
10.	437	Central Michigan	10-19-13
11.	433	Miami (Ohio)	10-18-14
12.	432	Western Michigan	9-19-87
13.	426	Murray State	10-20-90
	426	Arkansas State	11-11-95
15.	425	Western Michigan	11-26-13
16.	424	Presbyterian	8-28-14
17.	418	Illinois State	10-27-73
	418	Eastern Michigan	11-5-09
19.	416	Southern Illinois	10-7-89
20.	408	Eastern Michigan	11-20-04
21.	407	Western Illinois	9-30-89
	407	Central Michigan	9-29-12
23.	403	Kansas State	9-22-90

	Yds.	Player	Opponent	Date
166.	141	Mark Kellar	Xavier	11-20-71
	141	Mark Kellar	Bowling Green	11-17-73
	141	Pete Roth	Eastern Michigan	10-23-82
	141	Charles Talley	Eastern Illinois	9-24-94
170.	140	Ed Johnson	Ball State	11-9-74
	140	Allen Ross	Southern Illinois	10-22-77
	140	Michael Turner	Akron	10-14-00
	140	Thomas Hammock	Illinois State	9-9-00
	140	Justin Anderson	Navy	11-17-07
	140	Chad Spann	North Dakota	9-11-10
176.	139	Pete Roth	Miami (OH)	11-13-82
	139	Thomas Hammock	Western Michigan	10-20-01
	139	A.J. Harris	Southern Illinois	9-11-04
179.	138	Rodney Taylor	Eastern Michigan	11-8-86
	138	Stacey Robinson	SW Louisiana	11-4-89
	138	Ivory Bryant	North Carolina State	9-20-97
	138	Jasmin Hopkins	Army	9-3-11
	138	Joel Bouagnon	Eastern Michigan	10-24-15
184.	136	Marshall Taylor	Bowling Green	11-1-86
	136	Jordan Lynch	Western Michigan	10-27-12
186.	135	Mark Kellar	Western Michigan	9-22-73
	135	Cleveland West	Illinois State	10-11-80
	135	Adam Dach	Illinois State	11-16-91
189.	134	Michael Turner	Tennessee Tech	9-6-03
	134	Michael Turner	Iowa State	9-27-03
	134	Jordan Lynch	Kansas	9-22-12
	134	Cameron Stingily	Eastern Illinois	9-21-13
	134	Joel Bouagnon	Miami (OH)	10-17-15
	134	Joel Bouagnon	Bowling Green	11-1-16
195.	133	Joel Bouagnon	Kent State	11-25-16
	133	John LaLonde	San Diego State	9-12-70
	133	Ed Johnson	Idaho	11-22-75
	133	Charles Talley	Louisville	9-9-95
	133	Chandler Harnish	Toledo	11-1-11
	133	Cameron Stingily	Miami (Ohio)	10-18-14
201.	132	Chad Spann	Western Michigan	10-3-09
	132	John LaLonde	Buffalo	11-21-70
	132	Mark Kellar	Western Michigan	9-23-72

# NIU HUSKIES FOOTBALL RECORDS

## RUSHING

	Yds.	Player	Opponent	Date		Yds.	Player	Opponent	Date
	132	Carl Fisher	Toledo	11-5-77	271.	111	Anthony Maddie	Western Michigan	10-8-16
	132	Stacey Robinson	Toledo	11-11-89		111	Chad Spann	Buffalo	10-16-10
	132	Justin Anderson	Western Michigan	10-13-07		111	Me'co Brown	Eastern Michigan	9-27-08
207.	131	Allen Ross	Long Beach State	9-5-80		111	Thomas Hammock	Illinois	9-8-01
	131	Jordan Lynch	Akron	10-20-12	275.	110	Garrett Wolfe	Akron	10-2-04
209.	130	<b>Jordan Huff</b>	<b>Western Illinois</b>	<b>9-24-16</b>		110	David Bryant	Kent State	11-10-07
	130	Michael Turner	Ball State	10-5-02	277.	109	DeMarcus Grady	Akron	10-31-09
211.	129	Byron Florence	Marshall	10-9-71		109	John LaLonde	Ball State	10-25-69
	129	LeShon Johnson	Indiana	9-11-93		109	Jerry Latin	Idaho	10-14-72
	129	William Andrews	Kent State	10-23-99		109	Ed Johnson	Southern Illinois	10-19-74
	129	Jordan Lynch	Buffalo	10-13-12		109	Allen Ross	Southern Illinois	10-28-78
215.	128	Pete Roth	Toledo	9-4-82		109	Stacey Robinson	East Carolina	11-10-90
	128	Adam Dach	Kansas State	9-22-90	283.	108	Ken Moore	Long Beach State	9-25-76
	128	Akeem Daniels	Kent State	11-30-12		108	Charles Talley	Arkansas State	11-5-94
	128	<b>Jordan Huff</b>	<b>Eastern Michigan</b>	<b>10-24-15</b>		108	Brian Grimes	Louisiana Tech	10-22-94
219.	127	Rick Bridges	Ohio	11-24-79	286.	107	Marshall Taylor	Toledo	10-18-86
	127	Pete Roth	Long Beach State	9-12-81		107	Adam Dach	Western Michigan	11-12-88
	127	Charles Talley	San Jose State	9-16-95		107	Adam Dach	Western Illinois	9-30-89
222.	126	Antonio Davis	Ohio	11-15-86		107	LeShon Johnson	Wisconsin	9-26-92
	126	William Andrews	Western Illinois	9-2-99		107	Jordan Lynch	Eastern Michigan	11-23-12
	126	Michael Turner	Ball State	11-1-03		107	Joel Bouagnon	Central Michigan	10-3-15
	126	Jordan Lynch	Bowling Green	12-6-13	292.	106	Jerry Latin	McNeese State	9-7-74
226.	125	Anthony Maddie	Buffalo	10-22-16		106	Allen Ross	Toledo	11-7-80
	125	Chad Spann	Akron	10-31-09		106	Kent Iwema	Western Illinois	11-7-87
	125	Rodney Taylor	Toledo	10-8-88		106	Ivory Bryant	Eastern Michigan	10-24-98
	125	LeShon Johnson	Illinois State	9-12-92		106	A.J. Harris	Ball State	11-1-03
	125	Jordan Lynch	Army	9-15-12		106	Jordan Lynch	UT Martin	9-8-12
231.	123	Me'co Brown	Miami (OH)	10-11-08	298.	105	Cleveland West	Southern Illinois	10-4-80
	123	Mike Paull	Illinois State	10-16-76		105	Joe Law	Miami (OH)	11-14-81
	123	A.J. Harris	Tennessee Tech	9-17-05		105	LeShon Johnson	Louisiana Tech	10-30-93
	123	Jordan Lynch	Ball State	11-13-13	301.	104	Jasmin Hopkins	Eastern Michigan	11-26-10
235.	122	Jasmin Hopkins	Ball State	11-15-11		104	DeMarcus Grady	Eastern Michigan	11-5-09
236.	121	Allen Ross	NE Louisiana	9-23-78		104	Ed Johnson	Northwestern	9-20-75
	121	Pete Roth	Ball State	9-29-84		104	Geary Pryor	Eastern Michigan	11-8-97
	121	Brian Grimes	Eastern Illinois	9-24-94		104	Adrian Davis	Akron	10-2-04
239.	120	Allen Ross	Ohio	11-24-79		104	Tommylee Lewis	Idaho	9-14-13
	120	A.J. Harris	Troy	12-30-04	307.	103	Mark Kellar	Toledo	11-6-71
241.	119	Geary Pryor	Miami (OH)	11-15-97		103	Mark Kellar	Marshall	10-9-71
	119	Ivory Bryant	Miami (OH)	11-7-98		103	Carl Fisher	Ball State	11-18-78
	119	Jordan Lynch	Iowa	9-1-12		103	Darryl Richardson	Western Michigan	10-6-84
	119	Jordan Lynch	Massachusetts	11-2-13		103	Stacey Robinson	Toledo	9-15-90
245.	118	Jerry Latin	Toledo	11-4-72		103	LeShon Johnson	Iowa State	9-2-93
	118	Mark Kellar	Western Illinois	11-3-73		103	William Andrews	Toledo	11-13-99
	118	Vince Smith	Idaho	11-22-75	314.	102	Marshall Taylor	Toledo	10-10-87
	118	Eugene Edmond	Akron	9-3-88		102	Marshall Taylor	SW Missouri State	10-1-88
	118	Chandler Harnish	Cal Poly	9-24-11		102	Cameron Stingily	UNLV	9-13-14
	118	Akeem Daniels	Presbyterian	8-28-14	317.	101	John LaLonde	Western Kentucky	10-21-69
251.	117	Chandler Harnish	Illinois	9-18-10		101	Ivory Bryant	Bowling Green	11-21-98
	117	Me'co Brown	Western Illinois	9-12-09		101	Chad Spann	Central Michigan	10-23-10
	117	Chandler Harnish	Kent State	11-18-08	320.	100	Jerry Latin	Fresno State	10-6-73
	117	Mark Kellar	West Texas State	9-29-73		100	Allen Ross	Central Michigan	10-8-77
	117	William Andrews	Ball State	10-9-99		100	Tim Tyrrell	Ohio	11-6-82
256.	116	Joe Law	Eastern Michigan	10-24-81		100	Charles Talley	Cincinnati	10-28-95
	116	Justin Anderson	Toledo	10-27-07		100	Chad Spann	Temple	10-9-10
	116	Cameron Stingily	Bowling Green	12-5-14					
259.	115	Pete Genatempo	Lamar	9-12-87					
	115	Corey Ray	Arkansas State	10-13-90					
261.	114	Mark Kellar	Illinois State	9-9-72					
262.	113	Chandler Harnish	Toledo	11-1-11					
	113	Chandler Harnish	Bowling Green	10-25-08					
	113	Mark Carlson	Long Beach State	11-17-72					
	113	William Andrews	Buffalo	10-2-99					
	113	Jordan Lynch	Western Michigan	10-15-11					
267.	112	Ed Johnson	Illinois State	10-26-74					
	112	Alex Armato	Kent State	11-4-78					
	112	Marshall Taylor	Bowling Green	11-2-85					
	112	Akeem Daniels	Eastern Michigan	11-23-12					



# NIU HUSKIES FOOTBALL RECORDS

## RUSHING



One of the best blocking backs to play at NIU, Joel Bouagnon led the Huskies in rushing in both 2015 and 2016 and ranks in the Top 10 in attempts and TDs.

### YEAR-BY-YEAR LEADERS

Year	Player	Att.	Yds.	Avg.	TD	Year	Player	Att.	Yds.	Avg.	TD
1948	Bob Brigham	138	786	5.7	7	1983	Darryl Richardson	235	1,204	5.1	10
1949	Ernie Wickstrom	63	452	7.2	X	1984	Pete Roth	137	557	4.1	4
1950	Hugh Helms	94	506	5.4	X	1985	Darryl Richardson	121	585	4.8	3
1951	Bill Graham	64	395	6.2	X	1986	Antonio Davis	141	648	4.6	4
1952	Jack Pheanis	69	339	4.9	X	1987	Marshall Taylor #	157	826	5.3	7
1953	Wes Luedeking	97	330	3.4	X	1988	Adam Dach	192	906	4.7	3
1954	Bill Graham	91	236	2.6	X	1989	Stacey Robinson #	223	1,443	6.5	19
1955	Bob Snider	66	242	3.7	X	1990	Stacey Robinson #	193	1,238	6.4	19
1956	Tom Skubich	89	404	4.5	X	1991	Adam Dach	165	847	5.1	5
1957	Ron Hansen	41	211	5.1	X	1992	LeShon Johnson	265	1,338	5.0	6
1958	Joe Plaskas	136	511	3.8	X	1993	LeShon Johnson	327	1,976	6.0	12
1959	Joe Plaskas	140	698	5.0	8	1994	Brian Grimes	169	876	5.2	8
1960	Bob Soltis	77	559	7.3	X	1995	Charles Talley	285	1,540	5.4	7
1961	Mickey Stevens	50	225	4.5	2	1996	Charles Talley	241	1,008	4.2	11
1962	Jack Dean	100	504	5.0	X	1997	Ivory Bryant	224	828	3.7	4
1963	Jack Dean	78	516	6.6	X	1998	Ivory Bryant	187	655	3.5	4
1964	Jack Dean *	160	733	4.6	X	1999	William Andrews	240	1,127	4.7	9
1965	Leigh Gilbert	97	473	4.9	X	2000	Thomas Hammock	215	1,083	5.0	16
1966	Jim Wendler	78	358	4.6	3	2001	Thomas Hammock	268	1,096	4.1	7
1967	Bruce Bray	76	344	4.5	1	2002	Michael Turner	338	1,915	5.7	19
1968	John LaLonde	177	866	4.9	2	2003	Michael Turner	310	1,648	5.3	14
1969	John LaLonde	187	813	4.4	6	2004	Garrett Wolfe	256	1,656	6.5	18
1970	John LaLonde	145	548	3.8	6	2005	Garrett Wolfe	242	1,580	6.5	16
1971	Mark Kellar	168	710	4.2	7	2006	Garrett Wolfe	309	1,928	6.2	18
1972	Mark Kellar	285	1,316	4.6	9	2007	Justin Anderson	274	1,245	4.5	8
1973	Mark Kellar	291	1,719	5.9	16	2008	Chandler Harnish#	118	539	4.6	4
1974	Vince Smith	131	720	5.5	4	2009	Chad Spann	179	1,038	5.8	19
1975	Ed Johnson	179	814	4.5	5	2010	Chad Spann	258	1,388	5.4	22
1976	Vince Smith	105	448	4.3	2	2011	Chandler Harnish#	194	1,379	7.1	11
1977	Allen Ross	273	1,043	3.8	8	2012	Jordan Lynch#	294	1,815	6.2	19
1978	Allen Ross	259	1,033	4.0	10	2013	Jordan Lynch#	292	1,920	6.6	23
1979	Allen Ross	194	751	3.9	8	2014	Cameron Stingily	193	971	5.0	14
1980	Allen Ross	141	673	4.8	4	2015	Joel Bouagnon	283	1,285	4.5	18
1981	Joe Law	143	596	4.2	2	2016	Joel Bouagnon	182	885	4.9	8
1982	Pete Roth	220	1,008	4.6	4						



# NIU HUSKIES FOOTBALL RECORDS

## PASSING

### TEAM RECORDS

#### Most Attempts

Game: 68 vs. Central Michigan (11-9-63)\*  
Season: 418 (2013)

#### Most Completions

Game: 43 vs. Illinois State (10-19-63)\*  
43 vs. Central Michigan (11-9-63)\*  
Season: 261 (2013)

#### Highest Completion Percentage

Game (min. 10 att.): .929 (13-of-14) vs. Ball State (11-12-09)  
Season (min. 75 att.): .680 (229-for-337), 2005

#### Most Yards Gained

Game: 492 vs. Illinois State (10-19-63)\*  
Season: 3,386 (2011)

#### Highest Yards Per Game Average

Season: 349.3 (1963)\*

#### Highest Avg. Yards Per Completion

Season: 21.7 (1957)\*

#### Highest Average Yards Per Attempt

Season: 8.5 (2005)

#### Most First Downs Passing

Game: 24 vs. Illinois State (10-19-63)\*  
Season: 149 (2011)

#### Most Touchdown Passes

Game: 7 vs. UW-Whitewater (9-14-63)\*  
7 vs. Illinois State (11-6-65)\*  
Season: 32 (1963)\*

#### Most Interceptions Thrown

Game: 8 vs. West Texas State (11-4-67)\*  
Season: 23 (1967)\*

#### Fewest Interceptions Thrown

Season: 3 (2014)

#### Lowest Percentage Intercepted

Season: 0.78 - 3 INTs, 385 attempts - (2014)

\*Indicates College Division

### TEAM SEASON HIGHS

#### Passing Yards

	Yards	Att.	Year
1.	3,386	408	2011
2.	3,239	410	2012
3.	3,144	406	1963
4.	3,116	418	2013
5.	2,918	404	2015
6.	2,849	337	2005
7.	2,689	385	2014
8.	2,688	400	2016
9.	2,655	329	2010
10.	2,627	350	2003

#### Yards Per Game

	YPG	Att.	Year
1.	349.3	406	1963
2.	285.6	363	1962
3.	250.1	345	1965
4.	241.9	408	2011
5.	237.4	337	2005
6.	231.4	410	2012
7.	224.0	400	2016
8.	222.6	418	2013
9.	220.8	372	1967
10.	218.9	350	2003

#### Pass Attempts

	Att.	Yards	Year
1.	418	3,116	2013
2.	410	3,239	2012
3.	408	3,386	2011
4.	406	3,144	1963
5.	404	2,918	2015
6.	400	2,688	2016
7.	386	2,580	2006
8.	385	2,689	2014
9.	378	2,429	2007
10.	372	2,208	1967

#### Pass Completions

	Comp.	Att.	Year
1.	261	418	2013
2.	255	406	1963
3.	253	408	2011
4.	245	410	2012
5.	240	404	2015
6.	237	363	1962
7.	232	400	2016
8.	229	337	2005
	229	385	2014
10.	220	378	2007

#### Completion Percentage

	Comp. Pct.	Comp.	Att.	Year
1.	.680	229	337	2005
2.	.653	237	363	1962
3.	.632	208	329	2010
4.	.628	255	406	1963
5.	.624	261	418	2013
6.	.620	253	408	2011
7.	.613	168	274	2009
8.	.598	245	410	2012
9.	.595	229	385	2014
10.	.594	240	404	2015

#### Passing Touchdowns

	TD's	Yards	Year
1.	32	3,144	1963
2.	29	3,386	2011
	29	3,116	2013
4.	26	2,251	1965
	26	3,239	2012
6.	25	2,627	2003
7.	24	2,849	2005
8.	23	2,570	1962
	23	2,655	2010
10.	22	2,407	2004
	22	2,918	2015



*Stacey Robinson was a dual-threat quarterback for the Huskies in 1989 and 1990.*

# NIU HUSKIES FOOTBALL RECORDS

## PASSING

### INDIVIDUAL RECORDS

#### Highest Completion Percentage

Game (min. 20 comp.): .906 (29-for-32), Drew Hare vs. Ball State (10-10-15)  
 Season (min. 100 comp.): .706 (168-for-238), Phil Horvath (2005)  
 Career (min. 300 comp.): .640 (577-for-902), George Bork (1960-63)\*

#### Most Completions

Game: 43, George Bork vs. Central Michigan (11-9-63)\*  
 Season: 253, Jordan Lynch (2009-13)  
 Career: 687, Chandler Harnish (2008-11)

#### Most Attempts

Game: 68, George Bork vs. Central Michigan (11-9-63)\*  
 Season: 404, Jordan Lynch (2013)  
 Career: 1,110, Chandler Harnish (2008-11)

#### Most Passing Yards

Game: 486, Phil Horvath vs. Akron (9-24-05)  
 Season: 3,216, Chandler Harnish (2011)  
 Career: 8,944, Chandler Harnish (2008-11)

#### Most Touchdowns Thrown

Game: 7, George Bork vs. UW-Whitewater (9-14-63)\*  
 Season: 32, George Bork (1963)\*  
 Career: 68, Chandler Harnish (2008-11)

#### Yards Per Completion

Season: 16.6, Bob Heimerdinger (1951)\*  
 Career: 16.3, Bob Heimerdinger (1948-51)\*

#### Yards Per Attempt

Season: 8.75, Dan Nicholson (2005)  
 Career: 8.06, Chandler Harnish (2008-11)

#### Most Interceptions Thrown

Game: 7, Bob Carpenter vs. West Texas State (11-4-67)\*  
 Season: 18, Bob Heimerdinger (1950, 1951)\*  
 Career: 46, Bob Heimerdinger (1948-51)\*

#### Most 400-Yard Games

Season: 2, George Bork (1963)\*  
 Career: 3, George Bork (1960-63)\*

#### Most 300-Yard Games

Season: 3, George Bork (1963)\*  
 3, Chandler Harnish (2011)  
 Career: 6, Chandler Harnish (2008-11)

#### Highest Efficiency Rating

Game: 261.3, George Bork vs. UW-Whitewater (9-14-63)\*  
 Season: 159.45, Phil Horvath (2005)  
 Career: 145.1, Chandler Harnish (2008-2011)

\* Indicates College Division



*Phil Horvath (2004-06) passed for a school-record 486 yards against Akron on September 24, 2005.*

### CAREER LEADERS

#### Passing Yards

	Player	Years	Att.	Comp.	Pct.	Yards
1.	Chandler Harnish	2008-11	1,110	687	61.9	8,944
2.	George Bork	1960-63 *	902	577	63.4	6,782
3.	Chris Finlen	1997, 99-2001	910	502	55.2	6,551
4.	Jordan Lynch	2009-13	824	509	61.8	6,209
5.	Josh Haldi	2001-04	776	427	55.0	6,015
6.	Phil Horvath	2004-06	630	397	62.5	4,887
7.	Drew Hare	2013-16	651	400	61.4	4,862
8.	Marshall Taylor	1985-88	582	300	51.5	4,167
9.	Bob Heimerdinger	1948-51 *	552	251	45.5	4,076
10.	Dan Nicholson	2005-08	527	312	59.2	3,559

#### Passing Yards Per Game (minimum 100 yards/game)

	Player	Years	Yards	Games	Yds./Gm.
1.	Chandler Harnish	2008-11	8,944	47	190.3
2.	Phil Horvath	2004-06	4,887	27	181.0
3.	Drew Hare	2013-16	4,862	28	173.6
4.	Josh Haldi	2001-04	6,015	36	167.1
5.	Chris Finlen	1997, 99-2001	6,551	41	159.8
6.	Dan Nicholson	2005-08	3,559	27	131.8
7.	Aaron Gilbert	1994-95	2,494	19	131.3
8.	Jordan Lynch	2009-13	6,209	50	124.2
9.	Scott Crabtree	1992-93	1,698	16	106.1
10.	Pete Kraker	1976-78	3,290	32	102.8

#### Pass Attempts

	Player	Years	Comp.	Yards	Att.
1.	Chandler Harnish	2008-2011	687	8,944	1,110
2.	Chris Finlen	1997, 99-2001	502	6,551	910
3.	George Bork	1960-63 *	577	6,782	902
4.	Jordan Lynch	2009-13	509	6,209	824
5.	Josh Haldi	2001-04	427	6,015	776
6.	Drew Hare	2013-16	400	4,862	651
7.	Phil Horvath	2004-06	397	4,887	630
8.	Pete Kraker	1976-78	284	3,290	618
9.	Marshall Taylor	1985-88	300	4,167	582
10.	Bob Heimerdinger	1948-51 *	251	4,081	552

# NIU HUSKIES FOOTBALL RECORDS

## PASSING

### Passing Attempts Per Game (minimum 15 attempts/game)

	Player	Years	Att.	Games	Att./Gm
1.	Chandler Harnish	2008-11	1,110	47	23.6
2.	Phil Horvath	2004-06	630	27	23.33
3.	Drew Hare	2013-16	651	28	23.25
4.	Chris Finlen	1997, 99-2001	910	41	22.2
5.	Josh Haldi	2001-04	776	36	21.6
6.	Dan Nicholson	2005-08	527	27	19.5
7.	Aaron Gilbert	1994-95	369	19	19.4
8.	Pete Kraker	1976-78	618	32	19.3
9.	Jordan Lynch	2009-13	824	50	16.5
10.	Frisman Jackson	1997-99	259	16	16.2

### Yards Per Attempt (minimum 200 attempts)

	Player	Years	Att.	Yards	Yds./Att.
1.	Chandler Harnish	2008-11	1,110	8,944	8.06
2.	Lew Flinn	1957-59 *	414	3,233	7.81
3.	Phil Horvath	2004-06	630	4,887	7.76
4.	Josh Haldi	2001-04	776	6,015	7.75
5.	Jordan Lynch	2009-13	824	6,209	7.54
6.	Frisman Jackson	1997-99	259	1,327	7.52
7.	Drew Hare	2013-16	651	4,862	7.47
8.	Bob Heimerdinger	1949-51 *	550	4,076	7.41
9.	Rob Rugai	1990-92	221	1,620	7.33
10.	Chris Finlen	1997, 99-2001	910	6,551	7.20

### Pass Completions

	Player	Years	Att.	Yards	Comp.
1.	Chandler Harnish	2008-11	1,110	8,944	687
2.	George Bork	1960-63 *	902	6,782	577
3.	Jordan Lynch	2009-13	824	6,209	509
4.	Chris Finlen	1997, 1999-2001	910	6,551	502
5.	Josh Haldi	2001-04	776	6,015	427
6.	Drew Hare	2013-16	651	4,862	400
7.	Phil Horvath	2004-06	630	4,887	397
8.	Dan Nicholson	2005-08	527	3,559	312
9.	Marshall Taylor	1985-88	582	4,167	300
10.	Pete Kraker	1976-78	618	3,290	284

### Pass Completions Per Game (minimum 15 games)

	Player	Years	Comp.	Games	Avg.
1.	Phil Horvath	2004-06	397	27	14.7
2.	Chandler Harnish	2008-11	687	47	14.6
3.	Drew Hare	2013-16	400	28	14.3
4.	Chris Finlen	1997, 1999-2001	502	41	12.2
5.	Josh Haldi	2001-04	427	36	11.9
6.	Dan Nicholson	2005-08	312	27	11.6
7.	Jordan Lynch	2009-13	509	50	10.2
8.	Aaron Gilbert	1994-95	172	19	9.1
9.	Pete Kraker	1976-78	284	32	8.9
10.	Anthony Maddie	2014, 16	125	16	7.8

### Completion Percentage (minimum 200 completions)

	Player	Years	Att.	Comp.	Pct.
1.	George Bork	1960-63 *	902	577	.640
2.	Phil Horvath	2004-06	630	397	.625
3.	Chandler Harnish	2008-11	1,110	687	.619
4.	Jordan Lynch	2009-2013	824	509	.618
5.	Drew Hare	2013-16	651	400	.614
6.	Dan Nicholson	2005-08	527	312	.592
7.	Chris Finlen	1997, 1999-2001	910	502	.552
8.	Josh Haldi	2001-04	776	427	.550
9.	Marshall Taylor	1985-88	582	300	.515
10.	Ron Christian	1963-65 *	470	239	.501

### Yards Per Completion (minimum 200 completions)

	Player	Years	Comp.	Yards	Yds./Comp.
1.	Bob Heimerdinger	1948-51 *	250	4,076	16.30
2.	Josh Haldi	2001-04	427	6,015	14.09
3.	Marshall Taylor	1985-88	300	4,167	13.89
4.	Chris Finlen	1997, 1999-2001	502	6,551	13.05
5.	Chandler Harnish	2008-11	687	8,944	13.02
6.	Mike Griesman	1965-67 *	218	2,811	12.89
7.	Phil Horvath	2004-06	397	4,887	12.31
8.	Ron Christian	1963-65 *	239	2,933	12.27
9.	Jordan Lynch	2009-13	509	6,209	12.20
10.	Drew Hare	2013-16	400	4,862	12.15

### Touchdown Passes

	Player	Years	Yards	TDs
1.	Chandler Harnish	2008-11	8,944	68
2.	George Bork	1960-63 *	6,782	60
3.	Josh Haldi	2001-04	6,015	55
4.	Jordan Lynch	2009-13	6,209	51
5.	Chris Finlen	1997, 1999-2001	6,551	42
6.	Bob Heimerdinger	1948-51 *	4,081	38
7.	Drew Hare	2013-16	4,862	37
8.	Ron Christian	1963-65 *	2,933	36
9.	Phil Horvath	2004-06	4,887	35
	Lew Flinn	1957-59 *	3,233	35

### Touchdown Passes Per Game (minimum 0.5 TD passes)

	Player	Years	TD	Games	TD/Gm
1.	Josh Haldi	2001-04	55	36	1.53
2.	Chandler Harnish	2008-11	68	47	1.45
3.	Drew Hare	2013-16	37	28	1.32
4.	Phil Horvath	2004-06	35	27	1.30
5.	Chris Finlen	1997, 99-2001	42	41	1.02
6.	Jordan Lynch	2009-13	51	50	1.02
7.	Dan Nicholson	2005-08	23	27	0.85
8.	Aaron Gilbert	1994-95	16	19	0.84
9.	Ryan Graham	2015-present	14	18	0.78
10.	Scott Crabtree	1992-93	10	16	0.63

\* Indicates College Division

## Longest Passes

	Yds.	Passer-Receiver	Opponent	Date
1.	99	Dan Urban-Justin McCareins	Ball State	9-30-00
2.	96	Chris Finlen-Darrell Hill	Eastern Michigan	11-20-99
3.	93	George Bork-Rich Bader	Eastern Michigan	11-5-60
4.	92	Dan Nicholson-Matt Simon	Central Michigan	9-29-07
5.	91	Chandler Harnish-Nathan Palmer	Minnesota	8-30-08
6.	88	Tom Beck-Rich Bader	N.W. Missouri St.	9-16-61
7.	86	Bob Heimerdinger-Ernie Wickstrom	Southern Illinois	10-14-50
8.	83	Bob Heimerdinger-Fran Cahill	Illinois State	10-20-51
9.	81	Drew Hare-Chad Beebe	Massachusetts	11-2-13
10.	80	Mark Carlson-Byron Florence	Fresno State	11-11-72
11.	79	Dan Nicholson-Sam Hurd	Central Michigan	11-5-05
		Chandler Harnish-Akeem Daniels	Bowling Green	11-8-11
13.	78	Josh Haldi-Dan Sheldon	Ball State	10-30-04
14.	77	Marshall Taylor-Kelvin Hurley	Northwestern	9-26-87
		Josh Haldi-P.J. Fleck	Buffalo	11-8-03
16.	75	George Bork-Hugh Rohrschneider	N.E. Missouri St.	9-28-63
		Kenneth Williams-Ralph Strickland	Louisiana Tech	11-18-95
18.	74	George Bork-Hugh Rohrschneider	UW-Whitewater	9-14-63
		Mike Griesman-Jack Frost	Bradley	10-15-66
		Aaron Gilbert-Vaurice Patterson	New Mexico State	10-8-94
		Daniel Santacaterina-Aregeros Turner	Eastern Michigan	11-16-16
22.	73	Chris Finlen-Justin McCareins	Central Michigan	10-16-99
		Jordan Lynch-Martel Moore	Toledo	11-14-12

# NIU HUSKIES FOOTBALL RECORDS

## PASSING

### SINGLE SEASON LEADERS

#### Passing Yardage

Player	Year	Att.	Comp.	Pct.	Yards
1. Chandler Harnish	2011	384	237	61.7	3,216
2. Jordan Lynch	2012	394	237	60.2	3,138
3. George Bork	1963 *	374	244	65.2	3,077
4. Jordan Lynch	2013	404	253	62.6	2,892
5. Josh Haldi	2003	336	199	59.2	2,544
6. Chandler Harnish	2010	292	189	64.7	2,530
7. George Bork	1962 *	356	232	65.2	2,506
8. Drew Hare	2014	326	194	59.5	2,322
9. Ron Christian	1965 *	323	173	53.6	2,101
10. Chris Finlen	2001	331	166	50.2	2,036



*Josh Haldi (2001-04) averaged a school-record 1.5 touchdown passes per game during his career.*

#### Passing Yardage Per Game (minimum 1,000 yards)

Player	Year	Yards	Games	Yds./Gm.
1. Chandler Harnish	2011	3,216	14	229.7
2. Jordan Lynch	2012	3,138	14	224.1
3. Phil Horvath	2005	2,001	9	222.3
4. Drew Hare	2015	2,918	9	218.0
5. Josh Haldi	2003	2,544	12	212.0
6. Jordan Lynch	2013	2,892	14	206.6
7. Chandler Harnish	2010	2,530	13	194.6
8. Chris Finlen	2001	2,036	11	185.1
9. Dan Nicholson	2007	1,633	9	181.4
10. Phil Horvath	2006	1,932	11	175.6

#### Pass Attempts

Player	Year	Comp.	Yards	Att.
1. Jordan Lynch	2013	253	2,892	404
2. Jordan Lynch	2012	237	3,138	394
3. Chandler Harnish	2011	237	3,216	384
4. George Bork	1963 *	244	3,077	374
5. George Bork	1962 *	232	2,506	356
6. Josh Haldi	2003	199	2,544	336
7. Chris Finlen	2001	166	2,036	331
8. Drew Hare	2014	194	2,322	326
9. Ron Christian	1965 *	173	2,101	323
10. Chandler Harnish	2010	189	2,530	292

#### Pass Attempts Per Game (minimum 100 attempts)

Player	Year	Att.	Games	Att./Gm
1. Chris Finlen	2001	331	11	30.1
2. Jordan Lynch	2013	404	14	28.9
3. Drew Hare	2015	257	9	28.5
4. Jordan Lynch	2012	394	14	28.1
5. Josh Haldi	2003	336	12	28.0
6. Dan Nicholson	2007	248	9	27.6
7. Chandler Harnish	2011	384	14	27.4
8. Phil Horvath	2005	238	9	26.4
9. Pete Kraker	1978	283	11	25.7
10. Anthony Maddie	2016	175	7	25.0

#### Yards Per Attempt (minimum 75 attempts)

Player	Year	Att.	Yards	Yds./Att.
1. Dan Nicholson	2005	95	831	8.75
2. Lew Flinn	1957 *	103	897	8.71
3. Chandler Harnish	2010	292	2,530	8.66
4. Phil Horvath	2005	238	2,001	8.41
5. Chandler Harnish	2011	384	3,216	8.38
6. Josh Haldi	2002	254	2,127	8.37
7. Scott Crabtree	1993	141	1,163	8.25
8. George Bork	1963 *	374	3,077	8.23
9. Lew Flinn	1959 *	174	1,420	8.16
10. Chris Finlen	2000	231	1,857	8.04

#### Pass Completions

Player	Year	Att.	Yards	Comp.
1. Jordan Lynch	2013	404	2,892	253
2. George Bork	1963 *	374	3,077	244
3. Chandler Harnish	2011	384	3,216	237
Jordan Lynch	2012	394	3,138	237
5. George Bork	1962 *	356	2,506	232
6. Josh Haldi	2003	336	2,544	199
7. Drew Hare	2014	326	2,322	194
8. Chandler Harnish	2010	292	2,530	189
9. Ron Christian	1965 *	323	2,101	173
10. Phil Horvath	2005	238	2,001	168

#### Pass Completions Per Game

Player	Year	Comp.	Games	Comp./Gm
1. Josh Haldi	2003	199	12	28.0
2. Phil Horvath	2005	168	9	18.7
3. Drew Hare	2015	164	9	18.2
4. Jordan Lynch	2013	253	14	18.1
5. Chandler Harnish	2011	237	14	16.9
Jordan Lynch	2012	237	14	16.9
7. Dan Nicholson	2007	151	9	16.8
8. Chris Finlen	2001	166	11	15.1
9. Anthony Maddie	2016	105	7	15.0
10. Chandler Harnish	2010	289	13	14.5

#### Completion Percentage (minimum 100 completions)

Player	Year	Att.	Comp.	Pct.
1. Phil Horvath	2005	238	168	.706
2. George Bork	1963 *	374	244	.652
3. George Bork	1962 *	356	232	.651
4. Chandler Harnish	2010	292	189	.647
5. Chandler Harnish	2009	223	143	.641
6. Drew Hare	2015	257	164	.638
7. Jordan Lynch	2013	404	253	.626
8. Chandler Harnish	2011	384	237	.617
9. Dan Nicholson	2007	248	151	.609
10. Jordan Lynch	2012	394	237	.602



# NIU HUSKIES FOOTBALL RECORDS

## PASSING

### Yards Per Completion (minimum 100 completions)

	Player	Year	Comp.	Yards	Yds./Comp.
1.	Bob Heimerdinger	1951 *	103	1,710	16.6
2.	Bob Heimerdinger	1950 *	102	1,597	15.7
3.	Josh Haldi	2002	130	2,027	15.6
4.	Chris Finlen	2000	131	1,857	14.2
5.	Chandler Harnish	2011	237	3,216	13.6
6.	Mike Griesman	1966 *	141	1,899	13.5
7.	Chandler Harnish	2010	189	2,530	13.4
8.	Jordan Lynch	2012	237	3,138	13.2
9.	Jerry Golsteyn	1975	117	1,539	13.1
10.	Pete Kraker	1978	134	1,731	12.9
	Chandler Harnish	2008	118	1,528	12.9

### Touchdown Passes

	Player	Year	Yards	TDs
1.	George Bork	1963 *	3,077	32
2.	Chandler Harnish	2011	3,216	28
3.	Josh Haldi	2003	2,544	25
	Jordan Lynch	2012	3,138	25
5.	Jordan Lynch	2013	2,892	24
6.	Ron Christian	1965 *	2,101	23
7.	George Bork	1962 *	2,506	22
8.	Chandler Harnish	2010	2,530	21
9.	Lew Flinn	1959 *	1,420	18
	Mike Griesman	1966 *	1,899	18
	Phil Horvath	2005	2,001	18
	Drew Hare	2014	2,322	18

### Touchdown Passes Per Game (minimum 10 TDs)

	Player	Year	TD	Games	TD/Gm
1.	Josh Haldi	2003	25	12	2.1
2.	Phil Horvath	2005	18	9	2.0
	Chandler Harnish	2011	28	14	2.0
4.	Jordan Lynch	2012	25	14	1.8
5.	Jordan Lynch	2013	24	14	1.71
6.	Josh Haldi	2004	15	9	1.7
7.	Chandler Harnish	2010	21	13	1.61
8.	Drew Hare	2015	14	9	1.56
9.	Drew Hare	2014	18	14	1.29
10.	Chris Finlen	2001	14	11	1.27



*George Bork threw a school-record 32 touchdown passes in 1963 and still ranks at the top of many of NIU's passing records charts.*

## SINGLE GAME LEADERS

### Pass Attempts

	Att.	Player	Opponent	Date
1.	68	George Bork	Central Michigan	11-9-63*
2.	56	George Bork	UW-LaCrosse	11-10-62*
	56	Ron Christian	Truman State	10-9-65*
4.	52	Phil Horvath	Akron	9-24-05
5.	50	Chandler Harnish	Central Michigan	10-1-11
6.	49	Drew Hare	Bowling Green (MACC)	12-5-14
7.	48	Pete Kraker	Central Michigan	11-13-76
8.	46	Pete Kraker	Western Michigan	9-16-78
	46	Josh Haldi	Ohio	10-4-03
10.	44	Chris Finlen	Illinois	9-8-01
	44	Ryan Morris	Ball State	11-24-07

### Pass Completions

	No.	Player	Opponent	Date
1.	43	George Bork	Central Michigan	11-9-63*
2.	39	Phil Horvath	Akron	9-24-05
3.	38	George Bork	Illinois State	11-3-62*
4.	37	George Bork	Nebraska-Omaha	11-10-62*
5.	29	Drew Hare	Bowling Green (MACC)	12-5-14
	29	Drew Hare	Murray State	9-12-15
	29	Drew Hare	Ball State	10-10-15
8.	27	Chandler Harnish	Kansas	9-10-11
	27	Chandler Harnish	Central Michigan	10-1-11
10.	26	Josh Haldi	Ohio	10-4-03
	26	Dan Nicholson	Iowa	9-1-07
	26	Chandler Harnish	Ball State	11-15-11
	26	Jordan Lynch	Ball State	11-13-13
	26	Anthony Maddie	Ball State	10-1-16

### Touchdown Passes

	No.	Player	Opponent	Date
1.	7	George Bork	UW-Whitewater	9-14-63*
2.	6	Bob Heimerdinger	Illinois State	10-20-51*
	6	Josh Haldi	Western Michigan	10-23-04
	6	Phil Horvath	Akron	9-24-05
	6	Chandler Harnish	Toledo	11-1-11
6.	5	Scott Crabtree	Nevada	9-25-93
	5	Chandler Harnish	Army	9-3-11
8.	4	Phil Horvath	Tennessee Tech	9-17-05
	4	Phil Horvath	Iowa State	9-18-04
	4	Josh Haldi	Ball State	10-5-02
	4	Darryl Taylor	West Texas State	9-1-84
	4	Jordan Lynch	Western Michigan	10-27-12
	4	Jordan Lynch	Army	9-15-12
	4	Jordan Lynch	Eastern Michigan	10-26-13
	4	Drew Hare	Murray State	9-12-15

### Passing Yards

	Yds.	Name	Opponent	Date
1.	486	Phil Horvath	Akron	9-24-05
2.	445	George Bork	Illinois State	10-19-63*
3.	435	George Bork	Illinois State	11-3-62*
4.	416	George Bork	UW-Whitewater	9-14-63*
5.	407	Jordan Lynch	Toledo	11-14-12
6.	389	George Bork	Winona State	9-21-63*
7.	370	Chandler Harnish	Central Michigan	10-1-11
8.	363	Drew Hare	Ball State	10-10-15
9.	360	Drew Hare	UNLV	9-5-15
10.	358	Drew Hare	Murray State	9-12-15

\* Indicates College Division

# NIU HUSKIES FOOTBALL RECORDS

## PASSING

### YEAR-BY-YEAR LEADERS

Year	Player	Att.	Comp.	Yds.	Int.	TD
1948	Don Fortunato	164	66	1,214	12	5
1949	Bob Heimerdinger	115	45	779	10	9
1950	Bob Heimerdinger	210	102	1,597	18	13
1951	Bob Heimerdinger	225	103	1,710	18	16
1952	Jim Harmes	106	46	694	11	7
1953	Paul Smith	62	23	275	8	2
1954	Ron Hicks	108	45	617	11	6
1955	Don Coulom	90	37	402	11	1
1956	Joe Plaskas	44	12	154	5	2
1957	Lew Flinn	103	40	897	17	11
1958	Lew Flinn	137	64	916	13	6
1959	Lew Flinn	174	93	1,420	12	18
1960	Tom Beck	156	77	1,176	7	11
1961	George Bork	121	72	841	9	4
1962	George Bork	356	232	2,506	11	22
1963	George Bork	374	244	3,077	12	32
1964	Jack Dean	110	59	716	6	5
1965	Ron Christian	323	173	2,101	14	23
1966	Mike Griesman	283	141	1,899	12	18
1967	Bob Carpenter	203	88	1,169	15	8
1968	Bob Carpenter	259	128	1,421	16	11
1969	Steve Parker	181	85	827	7	5
1970	Terry Drugan	117	58	561	6	4
1971	Terry Drugan	174	77	957	15	4
1972	Terry Drugan	77	34	390	4	1
1973	Bob Gregolunas	58	27	362	3	1
1974	Jerry Golsteyn	138	62	712	12	1
1975	Jerry Golsteyn	221	117	1,539	13	8
1976	Pete Kraker	152	47	525	16	3
1977	Pete Kraker	183	103	1,034	9	5
1978	Pete Kraker	283	134	1,731	14	10
1979	John Gibbons	124	44	747	8	5
1980	John Gibbons	179	102	1,119	5	3

Year	Player	Att.	Comp.	Yds.	Int.	TD
1981	Rick Bridges	104	49	636	7	4
1982	Tim Tyrrell	93	38	458	3	2
1983	Tim Tyrrell	189	91	1,260	5	8
1984	Darryl Taylor	132	62	938	8	7
1985	Marshall Taylor	186	94	1,162	10	4
1986	Marshall Taylor	130	67	993	9	3
1987	Marshall Taylor	139	76	1,039	4	4
1988	Marshall Taylor	127	63	973	7	3
1989	Stacey Robinson	128	65	863	4	5
1990	Stacey Robinson	118	58	861	5	8
1991	Rob Rugai	86	47	624	4	5
1992	Rob Rugai	132	76	987	6	4
1993	Scott Crabtree	141	80	1,163	7	7
1994	Aaron Gilbert	185	93	1,437	7	8
1995	Aaron Gilbert	184	79	1,057	6	8
1996	Brandon Barker	203	105	1,223	10	2
1997	Chris Finlen	149	87	1,107	5	5
1998	Craig Harmon	172	81	795	9	2
1999	Chris Finlen	199	118	1,551	11	12
2000	Chris Finlen	231	131	1,857	9	11
2001	Chris Finlen	331	166	2,036	9	14
2002	Josh Haldi	254	130	2,027	6	15
2003	Josh Haldi	336	199	2,544	9	25
2004	Josh Haldi	179	94	1,384	4	15
2005	Phil Horvath	238	168	2,001	18	18
2006	Phil Horvath	269	157	1,932	9	11
2007	Dan Nicholson	248	151	1,633	14	9
2008	Chandler Harnish	211	118	1,528	9	8
2009	Chandler Harnish	223	143	1,670	6	11
2010	Chandler Harnish	292	189	2,530	5	21
2011	Chandler Harnish	384	237	3,216	6	28
2012	Jordan Lynch	394	237	3,138	6	25
2013	Jordan Lynch	404	253	2,892	8	24
2014	Drew Hare	326	194	2,322	2	18
2015	Drew Hare	257	164	1,962	4	14
2016	Anthony Maddie	175	105	1,213	5	8



*Tim Tyrrell led the Huskies to the MAC Championship in 1983 and was the first NIU player to win the MAC MVP Award.*

# NIU HUSKIES FOOTBALL RECORDS

## RECEIVING

### INDIVIDUAL RECORDS

#### Most Receptions

Game:	17, Gary Stearns vs. Central Michigan (11-9-63)*
Season:	91, Dave Petzke (1978)
Freshman:	42, Britt Davis (2005)
Sophomore:	57, Britt Davis (2006)
Junior:	86, Tommylee Lewis (2013)
Senior:	91, Dave Petzke (1978)
Career:	204, Justin McCareins (1997-2000)

#### Most Receptions Per Game

Season:	8.3, Dave Petzke (1978)
Career:	6.7, Dave Petzke (1977-78)

#### Most Yards Gained

Game:	266, Sam Hurd vs. Central Michigan (11-5-05)
Season:	1,215, Dave Petzke (1978)
Freshman:	512, Sam Hurd (2002)
Sophomore:	763, Dan Sheldon (2003)
Junior:	1,129, Kenny Golladay (2015)
Senior:	1,215, Dave Petzke (1978)
Career:	2,991, Justin McCareins (1997-2000)

#### Most Receiving Yards Per Game

Season:	110.4, Dave Petzke (1978)
Career:	89.0, Dave Petzke (1977-78)

#### Highest Average Yards Per Catch

Game (min. 5 rec.):	37.2, Dan Sheldon vs. Eastern Michigan (11-16-02)
Season (min. 20 rec.):	23.4, Dan Sheldon, 2004
Career (min. 50 rec.):	21.1, Dan Sheldon (2001-04)

#### Most Touchdown Catches

Game:	4, Fran Cahill vs. Illinois St. (10-20-51)*; 4, Hugh Rohrschneider vs. UW-Whitewater (9-14-63)*
Season:	14, Hugh Rohrschneider (1963)*
Career:	29, Justin McCareins (1997-2000)

#### Most 100-Yard Games

Season:	6, Dave Petzke (1978); Justin McCareins (2000); Martel Moore (2012)
Career:	13, Justin McCareins (1997-2000)

#### Most Consecutive 100-Yard Games

Season:	3, Justin McCareins (1999, 2000), Darrell Hill (2001)
---------	---

#### Most Receptions By Running Back

Season:	45, Justin Anderson (2007)
Career:	88, Jack Dean (1961-64) *

#### Most Receptions By Tight End

Season:	39, Reggie Sims (1984)
Career:	72, Reggie Sims (1981-84)

#### Most Receiving Yards By Tight End

Season:	475, Reggie Sims (1984)
Career:	848, Reggie Sims (1981-84)

#### Most Touchdown Receptions By Tight End

Season:	6, Shane Wimann (2016), Matt Dunker (2002)
Career:	10, Shane Wimann (2014-present)

\*Indicates College Division

### CAREER LEADERS

#### Pass Receptions

	Player	Seasons	Yards	Avg.	Rec.
1.	Justin McCareins	1997-2000	2,991	14.7	204
2.	Hugh Rohrschneider	1960-63 *	2,224	12.2	183
3.	P.J. Fleck	1999-2003	2,162	12.1	179
4.	Martel Moore	2009-12	2,544	14.3	178
5.	Tommylee Lewis	2011-15	1,680	9.8	172
6.	Kenny Golladay	2015-16	2,285	14.3	160
7.	Da'Ron Brown	2011-14	2,295	14.8	155
8.	Dave Petzke	1977-78	1,958	13.2	148
9.	Britt Davis	2005-08	1,676	11.5	146
10.	Deon Mitchell	1995-98	1,951	13.6	143
	Sam Hurd	2002-05	2,322	16.2	143

#### Receiving Yards

	Player	Seasons	Rec	Avg.	Yards
1.	Justin McCareins	1997-2000	204	14.7	2,991
2.	Martel Moore	2009-12	178	14.3	2,544
3.	Sam Hurd	2002-05	143	16.2	2,322
4.	Da'Ron Brown	2011-14	155	14.8	2,295
5.	Kenny Golladay	2015-16	160	14.3	2,285
6.	Hugh Rohrschneider	1960-63 *	183	12.2	2,224
7.	P.J. Fleck	1999-2003	179	12.1	2,162
8.	Dan Sheldon	2001-04	94	21.1	1,986
9.	Gary Stearns	1960-63 *	142	13.8	1,958
	Dave Petzke	1977-78	148	13.2	1,958

#### Touchdown Catches

	Player	Seasons	Rec	Yards	TD
1.	Justin McCareins	1997-2000	204	2,991	29
2.	Martel Moore	2009-12	178	2,544	24
3.	John Spilis	1966-68*	138	1,815	22
4.	Sam Hurd	2002-05	143	2,322	21
5.	Al Eck	1958-60*	111	1,812	19
	Hugh Rohrschneider	1960-63*	183	2,224	19
	Da'Ron Brown	2011-14	155	2,295	19
8.	Dan Sheldon	2001-04	94	1,986	18
	Kenny Golladay	2015-16	160	2,285	18
10.	Gary Stearns	1960-63*	142	1,958	17

#### 100-Yard Receiving Games

	Player	Seasons	GP	100-Yard Games
1.	Justin McCareins	1997-2000	44	13
2.	Martel Moore	2009-12	54	10
3.	Dave Petzke	1977-78	22	9
4.	Kenny Golladay	2015-16	26	8
5.	Sam Hurd	2002-05	46	7
6.	P.J. Fleck	1999-2003	41	6
	Dan Sheldon	2001-04	33	6
8.	Carl Aikens	1983-84	21	5
	Darrell Hill	1999-2001	35	5
10.	Da'Ron Brown	2011-14	55	4
	Matt Simon	2004-08	45	4
	Wille Hatter	1970-72	27	4



# NIU HUSKIES FOOTBALL RECORDS

## RECEIVING

### SINGLE SEASON LEADERS

#### Pass Receptions

	Player	Season	Yards	Avg	Rec.
1.	Dave Petzke	1978	1,215	13.4	91
2.	Kenny Golladay	2016	2,285	14.3	87
3.	Tommylee Lewis	2013	715	8.3	86
4.	P.J. Fleck	2003	1,028	13.4	77
5.	Hugh Rohrschneider	1962 *	795	10.3	76
6.	Hugh Rohrschneider	1963 *	1,036	13.8	75
	Martel Moore	2012	1,083	14.4	75
8.	Kenny Golladay	2015	1,129	15.5	73
9.	Da'Ron Brown	2014	1,065	15.7	68
10.	Justin McCareins	2000	1,168	17.7	66

#### Receiving Yards

	Player	Season	Rec	Avg	Yards
1.	Dave Petzke	1978	91	13.4	1,215
2.	Justin McCareins	2000	66	17.7	1,168
3.	Kenny Golladay	2016	87	14.3	1,165
4.	Kenny Golladay	2015	73	15.5	1,129
5.	Martel Moore	2012	75	14.4	1,083
6.	Sam Hurd	2005	65	16.5	1,074
7.	Da'Ron Brown	2014	68	15.7	1,065
8.	Hugh Rohrschneider	1963 *	75	13.8	1,036
9.	P.J. Fleck	2003	77	13.4	1,028
10.	Matt Simon	2007	52	18.6	969

#### Touchdown Catches

	Player	Season	Rec	Yards	TD
1.	Hugh Rohrschneider	1963 *	75	1,036	14
2.	Sam Hurd	2005	65	1,074	13
	Martel Moore	2012	75	1,083	13
4.	Fran Cahill	1951 *	40	876	11
	Al Eck	1959 *	34	586	11
	Dave Petzke	1978	91	1,215	11
7.	John Spilis	1968 *	46	629	10
	Justin McCareins	1999	57	906	10
	Justin McCareins	2000	66	1,168	10
	Kenny Golladay	2015	73	1,129	10

#### Yards Per Catch (minimum 20 catches)

	Player	Season	Rec	Yards	Yds/Rec
1.	Dan Sheldon	2004	40	936	23.4
2.	Fran Cahill	1951 *	40	876	21.9
3.	Larry Wynn	1991	21	415	19.8
4.	Dan Sheldon	2002	40	783	19.6
5.	Matt Simon	2007	52	969	18.6
6.	Nathan Palmer	2010	29	532	18.3
7.	Floyd Hunsberger	1948 *	22	401	18.2
8.	Justin McCareins	2000	66	1,168	17.70
9.	Mike Pinckney	1979	34	601	17.68
10.	Ralph Strickland	1993	38	664	17.5

#### 100-Yard Receiving Games

	Player	Season	Games	No.
1.	Martel Moore	2012	14	6
	Justin McCareins	2000	11	6
	Dave Petzke	1978	11	6
4.	Sam Hurd	2005	12	4
	P.J. Fleck	2003	12	4
	Kenny Golladay	2015	14	4
	Dan Sheldon	2004	12	4
	Kenny Golladay	2016	12	4
	Justin McCareins	1999	11	4
10.	Matt Simon	2007	12	3
	Carl Aikens	1984	11	3
	Darrell Hill	2001	11	3
	Dave Petzke	1977	11	3
	Martel Moore	2011	13	3



*Dave Petzke recorded the most prolific receiving season in NIU history in 1978.*

### SINGLE GAME LEADERS

#### Pass Receptions

	No.	Player	Opponent	Date
1.	17	Gary Stearns	Central Michigan	11-9-63*
2.	14	P.J. Fleck	Ohio	10-4-03
	14	Sam Hurd	Akron	9-24-05
	14	Kenny Golladay	Toledo	11-9-16
5.	13	Gary Stearns	Illinois State	10-19-63*
	13	P.J. Fleck	Maryland	8-28-03
	13	Kenny Golladay	Ball State	10-1-16
8.	12	Sam Hurd	Central Michigan	11-5-05
	12	Justin McCareins	Western Michigan	9-3-98
	12	Dave Petzke	Toledo	11-11-78
	12	Willie Hatter	Western Michigan	9-25-71
	12	Tommylee Lewis	Ball State	11-13-13

#### Touchdown Catches

	TDs	Player	Opponent	Date
1.	4	Fran Cahill	Illinois State	10-20-51*
	4	Hugh Rohrschneider	UW-Whitewater	9-14-63*
3.	3	Nine times: last by Nathan Palmer	Toledo	11-1-11



# NIU HUSKIES FOOTBALL RECORDS

## RECEIVING

### Receiving Yards (100-Yard Games)

	Yds.	Player	Opponent	Date
1.	266	Sam Hurd	Central Michigan	11-5-05
2.	234	P.J. Fleck	Ohio	10-4-03
3.	224	Martel Moore	Arkansas State	1-8-12
4.	223	Sam Hurd	Miami (OH)	10-5-05
5.	221	Hugh Rohrschneider	Illinois State	11-3-62*
6.	213	Dan Sheldon	Western Michigan	10-23-04
	213	Kenny Golladay	UNLV	9-5-15
8.	209	Da'Ron Brown	Ball State	11-13-13
9.	205	Matt Simon	Central Michigan	9-29-07
10.	190	Deon Mitchell	Ohio	11-1-97
11.	189	Justin McCareins	Auburn	9-23-00
12.	187	Vaurice Patterson	Nevada	9-25-93
13.	186	Dan Sheldon	Eastern Michigan	11-16-02
14.	184	Kenny Golladay	Ball State	10-1-16
15.	179	Dave Petzke	Toledo	11-11-78
16.	172	Larry Wynn	Western Michigan	10-12-91
17.	170	Nathan Palmer	Minnesota	8-30-08
18.	163	Justin McCareins	Central Michigan	10-16-99
	163	Dan Sheldon	Miami (OH)	10-12-02
	163	Britt Davis	Toledo	11-7-06
21.	161	Sam Hurd	Wisconsin	9-14-02
22.	160	Matt Simon	Western Michigan	10-13-07
	160	Darrell Hill	Wake Forest	9-15-01
24.	158	Carl Aikens	West Texas State	9-1-84
25.	157	Willie Hatter	Ball State	10-24-70
26.	154	Justin McCareins	Toledo	11-4-00
27.	153	P.J. Fleck	Sam Houston State	9-22-01
	153	Martel Moore	Toledo	11-14-12
29.	151	Justin McCareins	Buffalo	10-28-00
30.	150	Justin McCareins	Ball State	9-30-00
31.	149	Kenny Golladay	Toledo	11-9-16
32.	147	Justin McCareins	Vanderbilt	9-11-99
33.	144	Willie Hatter	Western Michigan	9-25-71
	144	Kenny Golladay	Murray State	9-12-15
	144	Kenny Golladay	Wyoming	9-3-16
36.	143	Deon Mitchell	Arkansas State	9-1-96
37.	142	P.J. Fleck	Buffalo	11-8-03
38.	141	Kenny Golladay	Buffalo	11-11-15
39.	139	Sam Hurd	Akron	9-24-05
40.	138	Da'Ron Brown	UNLV	9-13-14
41.	134	Martel Moore	Army	9-15-12
42.	133	Martel Moore	Buffalo	10-13-12
43.	132	Dave Petzke	Ohio	11-25-78
	132	Dave Petzke	Long Beach State	10-7-78
	132	Justin McCareins	Toledo	10-18-97
	132	Keith Perry	Buffalo	10-28-00
	132	Landon Cox	Ohio	11-21-09
48.	131	Matt Simon	Central Michigan	11-12-08
	131	Ralph Strickland	Cincinnati	10-28-95
50.	130	Dave Petzke	Western Michigan	9-16-78
	130	Justin McCareins	Ohio	11-1-97
	130	Justin McCareins	Iowa	9-18-99
	130	P.J. Fleck	Kent State	10-13-01
	130	Martel Moore	Central Michigan	10-1-11
55.	128	Willie Hatter	Marshall	10-9-71
	128	Da'Ron Brown	Northwestern	9-6-14
	128	Da'Ron Brown	Miami (Ohio)	10-18-14
	128	Kenny Golladay	Toledo	11-3-15
59.	125	Dave Petzke	Toledo	11-5-77
	125	Tommylee Lewis	Toledo	11-3-15
61.	124	Darrell Hill	Eastern Michigan	11-3-01
62.	123	Curt Pardridge	Miami (OH)	10-26-85
	123	Larry Wynn	Illinois	9-5-92
64.	122	Carl Aikens	Kent State	9-24-83
	122	Deon Mitchell	Maryland	8-31-96
66.	121	Juwan Brescacin	Toledo	11-20-13

	Yds.	Player	Opponent	Date
67.	120	Justin McCareins	Western Michigan	10-21-00
	120	Nathan Palmer	Toledo	11-1-11
	120	Martel Moore	Ball State	11-15-11
	120	Martel Moore	Western Michigan	10-27-12
71.	119	Greg Dentino	Ohio	11-20-76
	119	Carl Aikens	Western Michigan	10-6-84
	119	Sam Hurd	Western Michigan	11-23-05
74.	118	Dave Petzke	Illinois State	9-30-78
	118	Vaurice Patterson	Arkansas	11-12-94
76.	117	Brandon Willis	San Jose State	9-16-95
77.	116	Russ Hill	Idaho	11-22-75
	116	Leon Moody	North Texas	10-5-96
	116	P.J. Fleck	Maryland	8-28-03
	116	Martel Moore	Eastern Michigan	11-23-12
	116	Juwan Brescacin	Kent State	10-4-14
82.	115	Matt Simon	Idaho	9-22-07
	115	Britt Davis	Ball State	9-30-06
	115	Nathan Palmer	Ohio	12-2-11
85.	114	Garrett Wolfe	Ohio State	9-2-06
	114	Juwan Brescacin	Ohio	11-24-15
87.	113	Dave Petzke	Kent State	11-4-78
	113	Kenny Golladay	Western Illinois	9-24-16
89.	112	Carl Aikens	Bowling Green	10-20-84
	112	Darrell Hill	Western Michigan	10-20-01
	112	Garrett Wolfe	Akron	9-24-05
92.	111	Brad Cieslak	Western Michigan	10-23-04
93.	110	Carl Aikens	Western Michigan	10-8-83
	110	Justin McCareins	Western Michigan	9-3-98
	110	Justin McCareins	Western Illinois	9-2-99
	110	Martel Moore	Miami (Ohio)	12-3-10
97.	109	Larry Wynn	Kansas State	9-21-91
	109	Darrell Hill	Eastern Michigan	11-20-99
	109	Sam Hurd	Central Michigan	10-11-03
	109	Dan Sheldon	Ball State	10-30-04
	109	Shatone Powers	Tennessee Tech	9-17-05
	109	Willie Clark	Bowling Green	11-8-11
103.	108	Darrell Hill	Central Michigan	10-27-01
104.	107	Ken Moore	Indiana State	9-28-74
	107	Deon Mitchell	Western Michigan	9-3-98
	107	Dan Sheldon	Iowa State	9-18-04
	107	Tommylee Lewis	Central Michigan	10-19-13
108.	106	Don Martin	West Texas State	10-16-71
	106	Gary Hosier	Marshall	10-12-74
	106	Justin McCareins	Central Michigan	11-18-00
111.	105	Dave Petzke	Western Michigan	9-24-77
	105	Martel Moore	Kansas	9-22-12
113.	103	P.J. Fleck	Western Michigan	10-18-03
	103	Dan Sheldon	Akron	10-2-04
115.	102	Sam Hurd	Western Michigan	10-26-02
116.	101	Willie Hatter	Wisconsin	9-16-72
	101	Vaurice Patterson	Arkansas State	9-19-92
118.	100	Dave Petzke	Ohio	11-19-77
	100	Kurt Cassidy	Eastern Illinois	9-19-90
	100	Ralph Strickland	Louisiana Tech	11-18-95
	100	Britt Davis	Eastern Michigan	11-24-06
	100	Matt Simon	Navy	11-17-07

# NIU HUSKIES FOOTBALL RECORDS

## RECEIVING



*In just two years as a Huskie, Kenny Golladay made his way into the NIU top ten in catches, yards and touchdown receptions.*

### YEAR-BY-YEAR LEADERS

Year	Player, Pos.	No.	Yds.	Avg.	TD	Year	Player, Pos.	No.	Yds.	Avg.	TD
1948	Floyd Hunsberger, HB	22	401	18.2	2	1983	Reggie Sims, TE	27	279	10.3	1
1949	Bill Russell, E	19	334	17.6	5	1984	Reggie Sims, TE	39	475	12.2	1
1950	Ernie Wickstrom, HB	29	504	17.4	5	1985	Curt Pardridge, SE	26	409	15.7	2
1951	Fran Cahill, E	40	876	21.9	11	1986	Virgil Gerin, SE	18	210	11.7	1
1952	Jim McKinzie, E	44	703	16.0	6	1987	Virgil Gerin, SE	28	366	13.1	0
1953	Wes Luedeking, HB	24	247	10.3	2	1988	Mark Clancy, SE	13	315	24.2	0
1954	Tom Skubich, HB	14	147	10.5	2	1989	Kurt Cassidy, SE	12	137	11.4	0
1955	Bob Snider, HB	16	202	12.6	1	1990	Kurt Cassidy, SE	13	198	15.2	1
1956	Bob Soltis, HB	6	117	19.5	2	1991	Larry Wynn, SE	21	415	19.8	1
	Tom Skubich, HB	6	72	12.0	1	1992	Larry Wynn, SE	37	538	14.5	2
1957	Jim Caldwell, E	16	497	31.1	7	1993	Raymond Roberts, TE	31	401	12.9	2
1958	Al Eck, E	32	486	15.2	3	1994	Vaurice Patterson, FL	34	578	17.0	4
1959	Al Eck, E	34	586	17.2	11	1995	Ralph Strickland, FL	38	664	17.5	
1960	Al Eck, E	45	740	16.4	5	1996	Deon Mitchell, FL	36	524	14.6	0
1961	Rich Bader, E	33	430	13.0	3	1997	Deon Mitchell, SE	45	588	13.1	4
1962	Hugh Rohrschneider, E	76	795	10.5	5	1998	Justin McCareins, FL	54	486	9.0	5
1963	Hugh Rohrschneider, E	75	1,036	13.8	14	1999	Justin McCareins, FL	57	906	15.9	10
1964	Bill Pelkey, E	26	436	16.8	8	2000	Justin McCareins, FL	66	1,168	17.7	10
1965	Bob Stark, E	58	525	9.1	8	2001	P.J. Fleck, SE	59	732	12.4	5
1966	Jack Frost, E	48	796	16.6	8	2002	Dan Sheldon, SE	40	783	19.6	5
1967	John Spilis, SE	46	620	13.5	5	2003	P.J. Fleck, SE	77	1,028	13.4	6
1968	John Spilis, SE	46	629	13.7	10	2004	Dan Sheldon, SE	40	936	23.4	9
1969	Tom Bastable, SE	26	357	13.7	2	2005	Sam Hurd, WR	65	1,074	16.5	13
1970	Willie Hatter, SE	35	418	11.9	5	2006	Britt Davis, WR	57	731	12.8	3
1971	Willie Hatter, SE	50	615	12.3	1	2007	Matt Simon, WR	52	969	18.6	5
1972	Willie Hatter, SE	17	268	15.8	0	2008	Marcus Perez, WR	34	480	14.1	2
1973	Dan Gentile, FLK	15	319	21.3	3	2009	Landon Cox, WR	45	535	11.9	4
1974	Gary Hosier, TE	27	375	13.9	1	2010	Willie Clark, WR	42	602	14.3	7
1975	Ken Moore, TE	30	425	14.2	3	2011	Martel Moore, WR	47	747	15.9	7
1976	Scott Paplham, TE	15	208	13.9	0		Nathan Palmer, WR	47	695	14.8	7
1977	Dave Petzke, SE	57	743	13.0	5		Perez Ashford, WR	47	530	11.3	3
1978	Dave Petzke, SE	91	1,215	13.4	11	2012	Martel Moore, WR	75	1,083	14.4	13
1979	Mike Pinckney, SB	34	601	17.7	3	2013	Tommylee Lewis, WR	86	715	8.3	3
1980	Jim Latanski, TE	30	421	14.0	1	2014	Da'Ron Brown, WR	68	1,065	15.7	6
	Mike Pinckney, WB	30	392	13.1	1	2015	Kenny Golladay, WR	73	1,129	15.5	10
1981	Joe Law, TB	20	156	7.8	2	2016	Kenny Golladay, WR	87	1,156	14.3	8
1982	Greg Spicher, SE	14	208	14.9	1						

# NIU HUSKIES FOOTBALL RECORDS

## ALL-PURPOSE YARDS



Michael Turner holds the NIU career and single season all-purpose yards.

### Most Net Yards Gained

Game:	356, Garrett Wolfe at Ball State (9-30-06)
Season:	2,284, Michael Turner (2002)
Career:	6,038, Michael Turner (2000-03)

### Career Leaders

Player	Years	Rush	Rec	KR	PR	IR	Yards
1. Michael Turner	2000-03	4,941	451	646	0	0	6,038
2. Garrett Wolfe	2004-06	5,164	588	231	0	0	5,983
3. Deon Mitchell	1995-98	320	1,951	2,349	112	0	4,732
4. Justin McCareins	1997-2000	162	2,991	605	609	0	4,367
5. Jordan Lynch	2009-13	4,343	17	0	0	0	4,360
6. Aregeros Turner	2013-16	380	1,226	2,499	0	0	4,105
7. Tommylee Lewis	2011-15	578	1,680	1,673	135	0	4,066
8. Allen Ross	1977-80	3,500	239	326	0	0	4,065
9. Mark Kellar	1971-73	3,745	133	0	0	0	3,878
10. Jack Dean	1961-64*	1,874	1,050	365	376	2	3,667

### Single Season Leaders

Player	Year	Rush	Rec	KR	PR	IR	Yards
1. Michael Turner	2002	1,915	100	269	0	0	2,284
2. Garrett Wolfe	2006	1,928	249	0	0	0	2,177
3. LeShon Johnson	1993	1,976	106	0	0	0	2,082
4. Justin McCareins	2000	73	1,168	411	362	0	2,014
5. Garrett Wolfe	2004	1,656	117	231	0	0	2,004
6. Jordan Lynch	2013	1,920	17	0	0	0	1,937
7. Michael Turner	2003	1,648	230	58	0	0	1,936
8. Jordan Lynch	2012	1,815	0	0	0	0	1,815
9. Garrett Wolfe	2005	1,580	222	0	0	0	1,802
10. Mark Kellar	1973	1,719	17	0	0	0	1,736

### Single Game Leaders

Yards	Player	Opponent	Date
1. 356	Garrett Wolfe	Ball State	9-30-06
2. 341	Garrett Wolfe	Eastern Michigan	11-20-04
3. 322	LeShon Johnson	Southern Illinois	10-2-93
4. 321	Lordan Lynch	Western Michigan	11-26-13
5. 316	Jordan Lynch	Central Michigan	10-19-13
6. 308	Stacey Robinson	Fresno State	10-6-90
7. 306	LeShon Johnson	Iowa	11-6-93
8. 293	Deon Mitchell	Arkansas State	9-21-96
9. 285	P.J. Fleck	Ohio	10-4-03
285	Garrett Wolfe	Ohio State	9-2-06

\*Indicates College Division

### YEAR-BY-YEAR LEADERS

Year	Player, Pos.	Rush	Rec.	PR	KR	Int.	Total
1950	Ernie Wickstrom, HB	425	504	72	309	0	1,310
1951	Fran Cahill, E	0	876	0	0	0	876
1952	Jim McKinzie, E	0	703	0	0	0	703
1953	Wes Luedeking, HB	330	247	261	241	53	1,132
1954	Bill Graham, HB	236	11	90	110	5	452
1955	Bob Snider, HB	242	202	97	296	0	837
1956	Tom Skubich, HB	404	72	42	183	38	739
1957	Jim Caldwell, E	34	497	64	83	5	683
1958	Al Eck, E	41	486	112	183	44	866
1959	Al Eck, E	9	586	53	193	69	910
1960	Al Eck, E	5	740	116	109	108	1,078
1961	Gary Stearns, OE	178	319	0	143	0	640
1962	Jack Dean, HB	504	245	164	97	0	1,010
1963	Jack Dean, HB	516	553	183	77	2	1,331
1964	Jack Dean, HB-QB	733	176	29	191	0	1,129
1965	Army Vesely, DB	327	375	55	126	0	883
1966	Jack Frost, E	0	796	0	0	0	796
1967	Russ Dudley, HB	99	453	50	196	0	798
1968	John Spilis, SE	0	629	0	690	0	1,319
1969	John Lalonde, FB	813	103	0	39	0	955
1970	John Lalonde, FB	548	64	0	12	0	624
1971	Byron Florence, TB	544	95	0	287	0	926
1972	Mark Kellar, FB	1,316	90	0	0	0	1,406
1973	Mark Kellar, FB	1,719	17	0	0	0	1,736
1974	Vince Smith, TB	720	67	29	142	0	958
1975	Vince Smith, TB	688	168	0	266	0	1,122
1976	Vince Smith, HB	448	68	0	250	0	766
1977	Allen Ross, TB	1,043	53	0	206	0	1,302
1978	Dave Petzke, SE	0	1,215	0	0	0	1,215
1979	Mike Pinckney, SB	53	601	189	415	0	1,258
1980	Mike Pinckney, WB	1	392	171	392	0	956
1981	Joe Law, TB	596	156	0	0	0	752
1982	Pete Roth, TB	1,008	115	0	54	0	1,177
1983	Darryl Richardson, TB	1,204	42	0	22	0	1,268
1984	Carl Aikens, SE	0	758	0	0	0	758
1985	Curt Pardridge, SE	171	409	0	483	0	1,063
1986	Rodney Taylor, HB	548	218	101	405	0	1,272
1987	Rodney Taylor, HB	442	100	282	144	0	968
1988	Rodney Taylor, HB	518	75	58	334	0	985
1989	Stacey Robinson, QB	1,443	0	0	0	0	1,443
1990	Stacey Robinson, QB	1,238	2	0	0	0	1,240
1991	Adam Dach, FB	847	0	0	14	0	861
1992	LeShon Johnson, TB	1,338	4	0	0	0	1,342
1993	LeShon Johnson, TB	1,976	106	0	0	0	2,082
1994	Brian Grimes, TB	876	15	0	0	0	891
1995	Charles Talley, TB	1,540	-7	0	0	0	1,553
1996	Deon Mitchell, FLK	26	524	17	714	0	1,281
1997	Deon Mitchell, SE	35	588	45	821	0	1,489
1998	Deon Mitchell, SE	24	567	46	738	0	1,375
1999	William Andrews, TB	1,127	28	0	229	0	1,384
2000	Justin McCareins, FL	73	1,168	362	411	0	2,014
2001	Thomas Hammock, TB	1,096	70	0	0	0	1,166
2002	Michael Turner, TB	1,915	100	0	269	0	2,284
2003	Michael Turner, TB	1,648	230	0	58	0	1,936
2004	Garrett Wolfe, TB	1,656	117	0	231	0	2,004
2005	Garrett Wolfe, TB	1,580	222	0	0	0	1,802
2006	Garrett Wolfe, TB	1,928	249	0	0	0	2,177
2007	Justin Anderson, TB	1,245	263	0	0	0	1,508
2008	Me'co Brown, TB	510	37	71	492	0	1,110
2009	Chad Spann, TB	1,038	122	0	0	0	1,160
2010	Chad Spann, TB	1,388	45	0	0	0	1,433
2011	Chandler Harnish, QB	1,379	0	0	0	0	1,379
2012	Jordan Lynch, QB	1,815	0	0	0	0	1,815
2013	Jordan Lynch, QB	1,920	17	0	0	0	1,937
2014	Da'Ron Brown, WR	108	1,065	0	0	0	1,173
2015	Aregeros Turner	152	343	0	1,181	0	1,676
2016	Aregeros Turner	167	415	0	774	0	1,356



# NIU HUSKIES FOOTBALL RECORDS

## DEFENSE

### TEAM RECORDS

#### Fewest Plays Against

Game: 42, vs. Eastern Michigan (11-24-06)  
Season: 461 (1948)\*

#### Fewest Net Yards Allowed

Game: -40, vs. Southern Illinois (10-6-51)\*  
Season: 1,455 (1959)\*

#### Fewest First Downs Allowed

Game: 6, vs. Presbyterian (8-28-14); vs. Central Michigan (10-19-02);  
vs. Illinois State (10-16-76); vs. Kent State (10-28-72)  
Season: 89 (1951)\*

#### Most Punts By An Opponent

Game: 12, vs. Central Michigan (10-19-02)  
Season: 76 (2014)

### RUSHING

#### Fewest Rushes Allowed

Game: 15, vs. Cal-State Fullerton (9-2-89)  
Season: 338 (1948)\*

#### Fewest Net Rushing Yards Allowed

Game: -11, vs. Miami, Ohio (10-24-09)  
Season: 967 (1963)\*

#### Lowest Yards Allowed Per Rush

Game: -0.3, vs. Temple (10-20-06)

#### Lowest Average Rushing Yards Allowed Per Game

Season: 107.4 (1963)\*

### PASSING

#### Fewest Net Passing Yards Allowed

Game: 0, vs. Southern Illinois (10-6-51)\*  
Season: 1,455 (1959)\*

#### Fewest Pass Attempts Allowed

Game: 1, vs. Ohio (11-1-97); vs. Navy (11-25-08)  
Season: 96 (1956)\*

#### Fewest Completions Allowed

Game: 0, vs. Navy (11-25-08)  
Season: 38 (1955, 1959)\*

#### Most Quarterback Sacks (since 1984)

Game: 10, vs. Wisconsin (9-14-02)  
Season: 47 (2002)

#### Most Sack Yardage (since 1984)

Game: 71, vs. Wisconsin (9-14-02)  
Season: 330 (2002)

#### Most Pass Break Ups (since 1971)

Game: 15, vs. Ball State (10-10-15)  
Season: 69 (2012)

### BLOCKED KICKS

#### Most Kicks Blocked (since 1971)

Game: 3, vs. TCU (12-19-06)  
Season: 8 (1991, 2010)

#### Most Punts Blocked (since 1971)

Game: 3, vs. Ball State (11-20-10)  
Season: 6 (2010)

### SCORING

#### Fewest Points Allowed

Game: 0, Multiple Times (last vs. Massachusetts, 11-3-12)  
Season (Min. 6 games): 5 (1925, 6-1) \*  
Season (Min. 10 games): 87 (1962, 8-2)

#### Most Defensive Touchdowns

Season: 4 (1999, 2001)

### TURNOVERS

#### Most Turnovers Gained

Game: 8, vs. Idaho (9-20-69)  
Season: 44 (1955) \*

#### Most Interceptions

Game: 7, vs. Illinois State (10-20-51) \*  
Season: 29 (1951) \*

#### Most Interception Yards

Game: 112, vs. Western Michigan (10-3-09)  
Season: 391 (1951) \*

#### Most Fumbles By Opponent

Game: 9, three times, most recently by New Mexico State (10-8-94)  
Season: 49 (1971)

#### Most Fumbles Lost By Opponent

Game: 7, by West Texas State (10-21-72)  
Season: 33 (1955) \*

### TACKLES

#### Most Tackles For Loss (since 1971)

Game: 16, vs. Eastern Michigan (11-16-02)  
Season: 104 (2008)

#### Most Tackles For Loss Yardage (since 1971)

Game: 84, vs. Kent State (10-8-11)  
Season: 450 (2002)

\* Indicates College Division



# NIU HUSKIES FOOTBALL RECORDS

## DEFENSE

### TEAM SEASON HIGHS

#### Total Defense

	Year	G	PPG	YPG
1.	1959	9	13.8	161.7
2.	1960	9	14.0	209.0
3.	1962	10	8.7	211.8
4.	1951	9	11.2	213.8
5.	1948	9	14.7	215.0
6.	1963	10	9.7	216.3
7.	1965	10	14.7	239.3
8.	1964	9	14.6	241.2
9.	1952	9	21.6	253.0
10.	1966	10	15.3	255.1

#### Rushing Defense

	Year	G	PPG	YPG
1.	1963	9	9.7	107.4
2.	1959	9	13.8	113.9
3.	1965	9	14.7	117.7
4.	2006	13	21.2	121.9
5.	1964	9	14.6	123.6
6.	2009	13	21.6	124.4
7.	1962	9	8.7	125.2
8.	2010	14	18.9	126.5
9.	1951	9	11.2	126.8
10.	1960	9	14.0	127.2

#### Scoring Defense

	Year	G	Pts.	PPG
1.	1972	11	198	12.8
2.	1982	10	136	13.6
3.	1980	11	175	15.9
4.	1988	11	185	16.8
5.	1983	12	203	16.9
6.	1984	11	188	17.1
7.	1992	11	193	17.5
8.	1979	11	206	18.7
9.	2010	14	265	18.9
10.	1981	11	217	19.7

#### Pass Defense

	Year	G	PPG	YPG
1.	1959	9	13.8	47.8
2.	1956	9	20.9	62.4
3.	1961	9	14.3	71.0
4.	1955	9	25.9	76.1
5.	1960	9	14.0	81.8
6.	1957	9	29.8	84.7
7.	1948	9	14.7	85.0
8.	1952	9	21.6	85.9
9.	1962	9	8.7	86.6
10.	1951	9	11.2	87.0

#### Turnover Margin

	Year	G	+/-	Diff.	Avg.
1.	1963	9	39/21	+18	2.0
2.	1989	11	27/12	+15	1.4
3.	1951	9	40/28	+12	1.3
4.	2003	12	31/17	+14	1.2
5.	1961	9	30/20	+10	1.1
6.	1966	10	41/30	+11	1.1
7.	1983	11	28/16	+12	1.1
8.	1994	11	31/20	+11	1.0
9.	1962	9	27/18	+9	1.0
10.	2013	14	30/17	+13	0.9

#### Pass Interceptions

	Year	Int.
1.	1951	29
2.	1949	25
3.	1987	24
4.	2003	23
	1963	23
6.	2015	22
7.	2002	21
	1983	21
	1966	21
10.	1960	20

#### Sacks (since 1984)

	Year	Sacks
1.	2002	47
2.	2012	40
3.	2009	34
	2013	34
5.	2014	32
6.	2010	30
	2004	30
	1988	30
9.	2006	29
	1984	29

#### Longest Interception Return

Game: 100, Dave Petway vs. Southern Illinois (10-22-77)

#### Most Total Tackles

Game: 33, Frank Lewandoski vs. Western Michigan (9-16-78)

Freshman: 130, Frank Lewandoski (1976)

Sophomore: 179, Frank Lewandoski (1977)

Junior: 171, Ron Delisi (1988)

Senior: 191, Steve Henricksen (1991)

Season: 191, Steve Henricksen (1991)

Career: 616, Frank Lewandoski (1976-79)

#### Most Solo Tackles

Game: 22, Larry Clark vs. Fresno State (11-11-77)

Season: 125, Frank Lewandoski (1977)

Career: 379, Frank Lewandoski (1976-79)

#### Most Quarterback Sacks

Game: 5, Larry English vs. Idaho (9-22-07)

Season: 12, Larry English (2006); Scott Kellar (1984)

Career: 31.5, Larry English (2004-08)

#### Most Tackles For Loss

Game: 6, Larry English vs. Temple (10-20-06)

Season: 20, Scott Kellar (1984)

Career: 63, Larry English (2004-08)

#### Most Pass Break-Ups

Game: 5, Rande Drew vs. Tenn. Tech (9-6-03)

5, Vince Thompson vs. Ball State (10-5-02)

Season: 17, Rashaan Melvin (2012)

Career: 38, Rande Drew (2000-03)

#### Most Fumbles Recovered

Game: 3, Gerald Nickleberry vs. Arkansas (11-12-94);

3, Tom Bastable vs. Western Michigan (11-14-70)

Season: 5, Sam Boskovich (1977);

5, Greg Gastel (1978);

5, Steve Claussen (1979)

Career: 7, Gerald Nickleberry (1991-94)

#### Most Fumbles Recovered For TD

Game: 1, Seven Times

Season: 1, Seven Times

Career: 1, Seven different players

#### Longest Fumble Return

Game: 98, Gerald Nickleberry vs. Arkansas State (9-18-93)

#### Most Defensive Extra Points

Game: 1, Kevin Woods vs. Alabama (9-20-03)

Season: 1, Kevin Woods (2003)

Career: 1, Kevin Woods (2002-03)


#### Most Blocked Kicks

Game:

Season: 4, Quince Holman (2005)

Career: 6, Quince Holman (2003-05)

\* Indicates College Division



Larry Clark made 22 tackles versus Fresno State in 1977 and is NIU's third-leading tackler all-time.

### INDIVIDUAL RECORDS

#### Most Interceptions

Game: 4, Dan Mojica vs. Illinois State (10-20-51)\*;

4, Dan Meyer vs. Hillsdale (10-22-66)\*

Season: 10, Al Jones (1951)\*

Career: 16, Dan Meyer (1964-66)\*

#### Most Interception Return Yards

Game: 100, Dave Petway vs. Southern Illinois (10-22-77)

Season: 273, Shawun Lurry (2015)

Career: 273, Shawun Lurry (2015)

#### Most Yards Per Interception Return

Season (min. 3): 30.3 (9-273), Shawun Lurry (2015)

Career (min. 4): 30.3 (9-273), Shawun Lurry (2015)

#### Most Interception Returns For a TD

Season: 2, Vince Thompson (2001)

Career: 2, Vince Thompson (1999-2002)

# NIU HUSKIES FOOTBALL RECORDS

## DEFENSE

### CAREER LEADERS

#### Pass Interceptions

	Player	Seasons	Yards	Yds./Ret.	Int.
1.	Dan Meyer	1964-66 *	260	16.3	16
2.	Al Eck	1958-60 *	221	14.7	15
	Vince Thompson	1999-2002	109	7.3	15
4.	Chris Blake	1971-73	208	14.9	14
5.	Randee Drew	2000-03	187	13.6	14
6.	Steve Hirsch	1980-83	130	10.0	13
7.	Dan DeVito	1968-70 *	128	10.7	12
	Rich Marks	1971-73	85	7.1	12
	Shawun Lurry	2014-Present	303	25.3	12
10.	Lionel Hickenbottom	2001, 03-04	169	15.4	11
	Jimmie Ward	2009-13	142	12.9	11
	Dechane Durante	2011-14	159	14.5	11

#### Interception Return Yards

	Player	Seasons	Int.	Yards
1.	Shawun Lurry	2014-Present	12	303
2.	Dan Meyer	1964-66 *	16	260
3.	Al Eck	1958-60 *	15	221
4.	Chris Blake	1971-73	14	208
5.	Randee Drew	2000-03	14	187
6.	Lionel Hickenbottom	2001, 03-04	11	169
7.	Dechane Durante	2011-14	11	159
8.	Jimmie Ward	2009-13	11	142
9.	Steve Hirsch	1980-83	13	130
10.	Dan DeVito	1968-70 *	12	128

#### Total Tackles

	Player	Seasons	Solo	Asst.	Total
1.	Frank Lewandoski	1976-79	379	237	616
2.	Tim Griffin	1982-85	278	193	471
3.	Larry Clark	1970-72	202	107	446
4.	Ron Delisi	1986-89	166	271	437
5.	Larry Williams	1999-02	300	134	434
6.	Gerald Nickelbry	1991-94	229	190	419
7.	Steve Wild	1990-93	255	156	411
8.	Mike Terna	1977-80	222	186	408
9.	Mandel Hester	1992-96	207	168	375
10.	Akil Grant	2000-03	246	115	361

#### Solo Tackles

	Player	Seasons	Total	Asst.	Solo
1.	Frank Lewandoski	1976-79	616	237	379
2.	Larry Williams	1999-2002	434	134	300
3.	Tim Griffin	1982-85	471	193	278
4.	Steve Wild	1990-93	411	156	255
5.	Donnovan Carter	1997-99	359	113	246
	Akil Grant	2000-03	361	115	246
7.	Nick Duffy	2000-03	339	103	236
8.	Gerald Nickelberry	1991-94	419	190	229
9.	Mike Terna	1977-80	408	186	222
10.	Brian Atkinson	2001-04	346	126	220

#### Assisted Tackles

	Player	Seasons	Total	Solo	Asst.
1.	Ron Delisi	1986-89	437	166	271
2.	Frank Lewandoski	1976-79	616	379	237
3.	Tim Griffin	1982-85	471	278	193
4.	Gerald Nickelberry	1991-94	419	229	190
5.	Mike Terna	1977-80	408	222	186
6.	Alex Kube	2007-10	311	131	180
7.	Steve Henriksen	1988, 90-91	344	176	168
8.	Steve Wild	1990-93	411	255	156
9.	Tim McCarthy	2005-08	289	141	148
	Pat Schiller	2008-2011	239	91	148



Larry English (2004-08) holds the NIU career records for quarterback sacks (31.5) and tackles for loss (63).

#### Quarterback Sacks

	Player	Seasons	Yards	Sacks
1.	Larry English	2004-08	161	31.5
2.	Cary Caliendo	1987-90	131	31
3.	Sean Progar	2009-12	185	24
4.	Scott Kellar	1982-84	165	23
5.	Jake Coffman	2007-10	157	20
6.	C.J. Rose	1992-95	131	19
7.	Larry Williams	1999-2002	94	16
	Brian Atkinson	2001-04	121	16
	Alan Baxter	2009-12	107	16
10.	Doug Bartlett	1983-86	87	14
	Travis Moore	2001-04	95	14
	Vinson Reynolds	2000-03	75	14
	Brandon Bice	2006-09	78	14
	Jason Meehan	2011-14	80	14
	Perez Ford	2012-15	102	14

#### Tackles For Loss

	Player	Seasons	Yards	TFL
1.	Larry English	2004-08	283	63
2.	Cary Caliendo	1987-90	290	53
3.	Scott Kellar	1982-84	237	47
4.	Doug Bartlett	1983-86	144	43
5.	C.J. Rose	1992-95	191	42
6.	Larry Williams	1999-2002	145	40
7.	Sean Progar	2009-12	220	39.5
8.	Max Gill	1979-82	161	39
9.	Jake Coffman	2007-10	181	32.5
10.	Hollis Thomas	1993-95	91	31

#### Passes Broken Up

	Player	Seasons	PBU's
1.	Randee Drew	2000-03	38
2.	Rashaan Melvin	2009-12	35
3.	Paris Logan	2012-15	33
4.	Vince Thompson	1999-2002	28
5.	Shawun Lurry	2014-Present	27
6.	C.J. Rose	1992-95	26
	Jimmie Ward	2009-13	26
8.	Marlon Moore	2012-15	25
9.	Lionel Hickenbottom	2001, 03-04	24
10.	Duane Hawthorne	1995-98	22
	Chris Blake	1971-73	22

# NIU HUSKIES FOOTBALL RECORDS

## DEFENSE

### SINGLE SEASON LEADERS

#### Pass Interceptions

	Player	Season	Yards	Yds./Ret.	Int.
1.	Al Jones	1951*	92	9.2	10
2.	Shawun Lurry	2015	273	30.3	9
3.	Dan Meyer	1965*	149	8.6	8
4.	Al Eck	1960*	108	15.4	7
	Randee Drew	2002	103	14.7	7
	Jimmie Ward	2013	102	14.6	7
7.	11 players tied with				6

#### Average Yards Per Interception Return (minimum 3)

	Player	Season	Int.	Yards	Avg.
1.	Shawun Lurry	2015	9	273	30.3
2.	Benji Peacock	1999	3	87	29.0
3.	Lionel Hickenbottom	2001	4	96	24.0
4.	Dechane Durante	2013	3	72	24.0
5.	Demerist Whitfield	2000	5	108	21.6
6.	Rufus Taylor	1987	4	84	21.0
7.	Chris Blake	1971	5	104	20.8
8.	Chris Blake	1973	4	71	17.8
9.	Jeff Taylor	1991	3	50	16.7
10.	Mike Terna	1980	5	82	16.4

#### Interception Return Yards

	Player	Season	Int.	Yards
1.	Shawun Lurry	2015	9	273
2.	Chase Carter	2007	2	120
3.	Patrick George	2009	2	112
4.	Demerist Whitfield	2000	3	108
5.	Chris Blake	1971	5	104
6.	Randee Drew	2002	7	103
7.	Jimmie Ward	2013	7	102
8.	Dave Petway	1977	1	100
9.	Lionel Hickenbottom	2001	4	96
10.	Larry Clark	1972	2	94



Frank Lewandoski (1976-79) is NIU's all-time leading tackler with 616 stops.

#### Total Tackles

	Player	Season	Solo	Asst.	Total
1.	Steve Henriksen	1991	104	87	191
2.	Larry Clark	1972	107	82	189
3.	Frank Lewandoski	1977	125	54	179
4.	Frank Lewandoski	1979	92	81	173
5.	Ron Delisi	1988	66	105	171
6.	Tim Griffin	1985	94	61	155
7.	Steve Henriksen	1990	72	81	153
8.	Mike Terna	1980	91	60	151
9.	Larry Alleyne	1981	98	46	144
10.	Tony Smith	1992	84	58	142

#### Solo Tackles

	Player	Season	Total	Asst.	Solo
1.	Frank Lewandoski	1977	179	54	125
2.	Larry Clark	1972	189	82	107
3.	Steve Henriksen	1991	191	87	104
4.	Larry Alleyne	1981	144	46	98
5.	Larry Clark	1971	120	25	95
6.	Tim Griffin	1985	155	61	94
7.	Akil Grant	2002	138	46	92
	Nick Duffy	2001	125	33	92
	Larry Williams	2001	123	31	92
	Donnovan Carter	1998	133	41	92
	Frank Lewandoski	1979	173	81	92

#### Assisted Tackles

	Player	Season	Total	Solo	Asst.
1.	Ron Delisi	1988	171	66	105
2.	Steve Henriksen	1991	191	104	87
3.	Larry Clark	1972	189	107	82
4.	Frank Lewandoski	1979	173	92	81
	Steve Henriksen	1990	153	72	81
6.	Ron Delisi	1989	133	57	76
7.	Tim McCarthy	2006	111	38	73
	Pat Schiller	2011	115	42	73
9.	Tony Savegnago	1986	99	27	72
10.	Mandel Hester	1994	136	67	69

#### Tackles For Loss

	Player	Season	Yards	TFL
1.	Scott Kellar	1984	109	20
2.	Max Gill	1980	90	18
3.	C.J. Rose	1995	63	17
	Larry English	2007	91	17
5.	Jake Coffman	2010	76	16.5
6.	Cary Caliendo	1987	92	16
	Javan Lee	2004	51	16
	Larry English	2006	92	16
	Larry English	2008	73	16
10.	Scott Van Bellinger	1991	29	15
	Vinson Reynolds	2003	53	15

#### Quarterback Sacks

	Player	Season	Yards	Sacks
1.	Scott Kellar	1984	88	12
	Larry English	2006	77	12
3.	Larry English	2007	79	10.5
4.	Cary Caliendo	1987	79	10
	Larry Williams	2002	77	10
6.	Jake Coffman	2010	63	9.5
	Alan Baxter	2012	53	9.5
8.	Cary Caliendo	1988	77	9
	C.J. Rose	1994	65	9
10.	Jake Coffman	2009	83	8.5
	Sean Progar	2012	68	8.5



# NIU HUSKIES FOOTBALL RECORDS

## DEFENSE



2012 senior Rashaan Melvin, who came to NIU as a walk-on, set the school record with 38 career pass break-ups.

### Pass Break Ups

	Player	Season	PBU's
1.	Rashaan Melvin	2012	17
2.	Randee Drew	2003	15
	Chris Smith	2010	15
	Paris Logan	2014	15
	Shawun Lurry	2015	15
6.	Randee Drew	2002	14
7.	Steve Hirsch	1983	12
	Vince Thompson	2001	12
9.	C.J. Rose	1994	11
	Benji Peacock	1999	11
	Demerist Whitfield	2000	11
	Jimmie Ward	2012	11
	Shawun Lurry	2016	11

\* Indicates College Division

## LONG PLAYS

### Interception Return

	Player	Opponent	Yards	Date
1.	Dave Petway	Southern Illinois	100 (TD)	10-22-77
2.	Chase Carter	Idaho	95 (TD)	9-22-07
3.	Larry Clark	Long Beach State	88 (TD)	11-17-72
4.	Gus Warner	Beloit	85 (TD)	9-29-23 *
5.	Larry Pesetski	Central Michigan	80 (TD)	11-2-51 *
	Patrick George	Central Michigan	80 (TD)	11-27-09
7.	Jake Coffman	Western Michigan	79 (TD)	10-3-09
	Shawun Lurry	Boston College	79	9-26-15
8.	Randee Drew	Ball State	76	10-5-02
9.	Kent Robinson	Elmhurst	72 (TD)	10-14-44 *
	Dave Mulderink	N.E. Missouri State	72 (TD)	9-29-62 *

### Fumble Return

	Player	Opponent	Yards	Date
1.	Gerald Nickelberry	Arkansas State	92 (TD)	9-18-93
2.	Jason Hawkins	Maryland	85 (TD)	9-4-04
3.	Benji Peacock	Kent State	77 (TD)	10-23-99
4.	Craig Rusch	Kent State	60 (TD)	11-18-08
5.	Perry Amoo	Akron	58	10-26-96
6.	Donnavan Carter	Ohio	46	11-14-98
7.	Chris Watson	Western Michigan	43	9-3-98
8.	Vince Thompson	Central Michigan	34	10-19-02
	Larry Williams	Iowa State	34 (TD)	9-2-93
10.	Pete Kammholz	Long Beach State	24 (TD)	9-14-74
	Buster Sampson	Central Florida	24 (TD)	10-7-00

## YEAR-BY-YEAR LEADERS

### TACKLES

Year	Player, Pos.	Solo	Assist	Total
1971	Larry Clark, LB	95	25	120
1972	Larry Clark, LB	107	82	189
1973	Arnie Harris, LB	71	51	122
1974	Tom Plesha, S	62	65	127
1975	Bob Gregolunas, LB	70	57	127
1976	Frank Lewandoski, LB	79	51	130
1977	Frank Lewandoski, LB	125	54	179
1978	Frank Lewandoski, LB	83	51	134
1979	Frank Lewandoski, LB	92	81	173
1980	Mike Terna, LB	91	60	151
1981	Larry Alleyne, LB	98	46	144
1982	Pat McAvoy, LB	72	36	108
1983	Tim Griffin, LB	60	56	116
1984	Tim Griffin, LB	78	51	129
1985	Tim Griffin, LB	94	61	155
1986	Tony Savegnago, LB	27	72	99
1987	Ron Delisi, ILB	39	68	107
1988	Ron Delisi, ILB	66	105	171
1989	Ron Delisi, ILB	57	76	133
1990	Steve Henriksen, ILB	72	81	153
1991	Steve Henriksen, ILB	104	87	191
1992	Tony Smith, ILB	84	58	142
1993	Steve Wild, OLB	77	63	140
1994	Mandel Hester, ILB	69	67	136
1995	Todd Garifo, CB-FS	75	39	114
1996	Mandel Hester, LB	89	38	127
1997	Steve Smith, LB	83	24	107
1998	Donnavan Carter, FS	81	43	124
1999	Donnavan Carter, FS	92	41	133
2000	Larry Williams, LB	78	34	112
	Jermaine Hampton, SS	71	41	112
2001	Nick Duffy, LB	92	33	125
2002	Akil Grant, FS-SS	92	46	138
2003	Brian Atkinson, LB	65	43	108
2004	Brian Atkinson, LB	91	46	137
2005	Dustin Utschig, FS	88	33	121
2006	Dustin Utschig, FS	66	50	116
2007	Alex Kube, FS	49	62	111
2008	David Bryant, SS	46	37	83
2009	Tracy Wilson, SS	46	47	93
2010	Alex Kube, LB	35	46	81
2011	Pat Schiller, LB	42	73	115
2012	Jimmie Ward, FS	65	39	104
2013	Jimmie Ward, FS	62	33	95
2014	Marlon Moore, FS	48	51	99
2015	Boomer Mays, LB	73	41	114
2016	Sean Folliard, LB	45	36	81
	Jamaal Payton, LB	49	32	81

\* Indicates College Division



# NIU HUSKIES FOOTBALL RECORDS

## DEFENSE

### QUARTERBACK SACKS

Year	Player, Pos.	Sacks	Yards
1984	Scott Kellar, DT	12	88
1985	Scott Kellar, DT	5	46
1986	Doug Bartlett, NG-DT	4	25
1987	Cary Caliendo, DE	10	79
1988	Cary Caliendo, DE	9	77
1989	Cary Caliendo, DE	7	52
1990	Cary Caliendo, DE	5	27
1991	Rob Wagner, NG	3	18
1992	James Eggink, DE	4	30
	Rob Wagner, NG	4	16
1993	Troy Seabrook, NG	5	33
1994	C.J. Rose, DE	9	65
1995	C.J. Rose, DE	6	36
1996	Orlando Bowen, LB-DE	2	21
	William Triplett, CB	2	20
	Will Ford, DE	2	19
1997	Perry Amoo, LB	4	28
1998	Cameron Saulsby, LB	3	23
	Kevin Selover, LB	3	22
	Orlando Bowen, DE	3	12
1999	Kevin Selover, LB	4	27
2000	Larry Williams, LB	4	11
2001	Trent Clemen, DE	6	37
2002	Larry Williams, LB	10	77
2003	Brian Atkinson, LB	6	37
	Vinson Reynolds, DE	6	29
2004	Ken West, DE	8	48
2005	Craig Rusch, DE	5	36
	Quince Holman, DE	5	34
2006	Larry English, DE	12	77
2007	Larry English, DE	10.5	79
2008	Larry English, DE	8	57
2009	Jake Coffman, DL	8.5	83
2010	Jake Coffman, DE	9.5	63
2011	Alan Baxter, DE	5.5	52
	Sean Progar, DE	5.5	42
2012	Alan Baxter, DE	9.5	53
2013	Jason Meehan, DE	6.5	31
2014	Jason Meehan, DE	7	45
2015	Perez Ford, DE	5	37
2016	Austin Smaha, DE	5	49

### TACKLES FOR LOSS

Year	Player, Pos.	Tackles	Yards
1971	Joe Keller, DT	8	26
1972	Don Wnek, DE	11	70
1973	Charles Echols, DE	10	46
1974	Roman Szumnarski, DT	14	51
1975	Bob Gregolunas, LB	14	43
1976	Tim Dacy, DE	11	64
1977	Sam Boskovich, DE	9	78
1978	Rimas Kozica, DT	8	32
1979	Bob Morgan, DT	10	48
1980	Max Gill, DT	18	90
1981	Max Gill, DT	10	35
	Bob Morgan, DT	10	24
1982	Max Gill, DT	11	36
1983	Gary Schlinger, DE	14	81
1984	Scott Kellar, DT	20	109
1985	Scott Kellar, DT	14	76
	Doug Bartlett, NG	14	44
1986	Vernon Sims, DE	7	38
	Doug Bartlett, NG-DT	7	33
	Gene Belz, NG	7	19
1987	Cary Caliendo, DE	16	92
1988	Phil Foley, DE	14	55
1989	Scott Van Bellinger, DE	12	37
1990	Cary Caliendo, DE	13	47
1991	Scott Van Bellinger, DE	15	29
1992	Steve Wild, OLB	7	36
1993	Steve Wild, OLB	12	34
1994	C.J. Rose, DE	13	75
	Hollis Thomas, NG	13	39
1995	C.J. Rose, DE	17	63
1996	Will Ford, DE	8	36
1997	Steve Smith, LB	12	28
1998	Lamain Rucker, DT	9	36
1999	Darian Tate, DT	10	21
2000	Larry Williams, LB	13	31
2001	Nick Duffy, LB	11	44
2002	Larry Williams, LB	13	86
	Travis Moore, DE	13	77
2003	Vinson Reynolds, DE	15	53
2004	Javan Lee, LB	16	51
2005	Quince Holman, DE	13	60
2006	Larry English, DE	16	92
2007	Larry English, DE	17	91
2008	Larry English, DE	16	73
2009	Jake Coffman, DL	13.5	93
2010	Jake Coffman, DE	16.5	76
2011	Ron Newcomb, DT	12.5	43
	Alan Baxter, DE	12.5	73
2012	Alan Baxter, DE	11.5	59
2013	George Rainey, DE	9.5	33
2014	Jason Meehan, DE	9.5	50
2015	Sean Folliard, LB	8.5	29
2016	Jamaal Payton, LB	8.5	34

### PASS DEFLECTIONS

Year	Player, Pos.	No.
1971	Chris Blake, CB	6
1972	Chris Blake, CB	6
1973	Chris Blake, CB	10
1974	Gary Whyte, DE	4
1975	Eric Christian, CB	8
1976	Tim Dacy, DE	3
1977	Rick Burkhart, CB	7
1978	Mark Stuart, FS	10
1979	Frank Lewandoski, LB	5
1980	Dave Petway, FS	9
1981	Steve Hirsch, DHB	6
1982	Rich Burns, FS	6
1983	Steve Hirsch, DHB	12
1984	Rastee Oce, DB	5
1985	Mike Hollingshed, CB	9
1986	Mike Hollingshed, CB	10
	Mike Manson, CB	10
1987	Rufus Taylor, CB	5
	Brett Tucker, FS	5
1988	Randall Townsel, CB	8
1989	Ron Delisi, LB	6
1990	Kevin Cassidy, FS	4
	Rich Favor, CB	4
	Earl Upton, CB	4
1991	Jeff Taylor, FS	7
1992	Tony Smith, LB	5
	Rob Wagner, DE-NG	5
	Larry Williams, LB	5
1993	C.J. Rose, OLB	9
1994	C.J. Rose, DE	11
1995	Todd Garifo, CB-FS	6
1996	William Triplett, CB	9
1997	Duane Hawthorne, CB	5
1998	Duane Hawthorne, CB	10
1999	Benji Peacock, CB	11
2000	Demerist Whitfield, CB	11
2001	Vince Thompson, CB	12
2002	Randee Drew, CB	14
2003	Randee Drew, CB	15
2004	Ray Smith, SS	10
2005	Alvah Hansbro, CB	7
2006	Dustin Utschig, FS	6
2007	Melvin Rice, CB	6
	John Tranchitella, LB	6
2008	Melvin Rice, CB	6
2009	Jake Coffman, DL	5
	Patrick George, CB	5
2010	Chris Smith, CB	12
2011	Rashaan Melvin, CB	9
2012	Rashaan Melvin, CB	17
2013	Jimmie Ward, FS	10
2014	Paris Logan, CB	15
2015	Shawun Lurry, CB	15
2016	Shawun Lurry, CB	11



*Jimmie Ward led the Huskie defense in multiple categories en route to becoming a first round draft choice of the San Francisco 49ers.*

# NIU HUSKIES FOOTBALL RECORDS

## DEFENSE

### INTERCEPTIONS

Year	Player, Pos.	No.	Yds.	Avg.	TD
1950	Al Jones, HB	1	19	19.0	1
	Dick Grotemeyer, C	1	7	7.0	0
	Thomas Schramm, G	1	6	6.0	0
1951	Al Jones, HB	10	92	9.2	0
1952	Jack Adams, HB	2	28	14.0	0
	Ed Bauer, HB	2	20	10.0	0
	Ron Brodhay, HB	2	7	3.5	0
1953	Wes Luedeking, HB	6	53	8.8	X
1954	Tom Skubich, HB	4	6	1.5	X
1955	Don Coulom, HB	3	31	10.3	X
1956	Tom Skubich, HB	2	38	19.0	X
	Ron Corey, HB	2	30	15.0	X
1957	Lew Flinn, QB-DHB	4	5	1.3	X
1958	Al Eck, E	2	44	22.0	X
	Derril Corbett, LB	2	17	8.5	X
	Mike FioRito, E	2	8	4.0	X
1959	Al Eck, E	6	69	11.5	0
1960	Al Eck, E	7	108	15.4	0
1961	Ben Bethel, E	3	15	5.0	0
1962	J. Walter Smith, HB	6	105	17.5	1
1963	Arny Vesely, HB	5	26	5.2	0
1964	John Haar, G	6	32	5.3	0
1965	Dan Meyer, DHB	8	149	18.6	0
1966	John Terwilliger, HB	5	122	24.4	1
1967	Tom Spinozzi, DHB	3	23	7.7	0
	Gene Johnston, LB	3	11	3.7	0
	Rick Sanborn, CB	3	8	2.7	0
1968	Tom Harvey, SS	2	27	13.5	0
1969	Dan DeVito, DHB	6	43	7.2	0
1970	Dan DeVito, DHB	6	85	14.2	2
1971	Chris Blake, CB	5	104	20.8	0
1972	Rich Marks, LB	6	48	8.0	0
1973	Chris Blake, CB	4	71	17.8	1
1974	Jim Grande, CB	6	67	11.2	0
1975	Eric Christian, CB	2	2	1.0	0
	Bill Milan, DHB	2	0	0.0	0
1976	Frank Lewandoski, LB	2	0	0.0	0
1977	Jack Wilson, CB	3	21	7.0	0
1978	Mark Stuart, FS	3	51	17.0	0
	Kevin Kristick, CB	3	18	6.0	0
1979	Allen Anderson, CB	2	17	8.5	0
1980	Mike Terna, LB	5	82	16.4	0
1981	Larry Alleyne, LB	3	58	19.3	0
1982	Steve Hirsch, DHB	4	62	15.5	0
	Lee Hicks, SS	4	21	5.3	0
1983	Jeff Sanders, CB	6	82	13.7	0
1984	Rastee Oce, DHB	3	66	22.0	0
	Clarence Vaughn, LB	3	37	12.3	0
	Lee Hicks, SS	3	31	10.3	0
1985	Steve Kmiec, FS	6	20	3.3	0
1986	Mike Manson, SS	2	10	5.0	0
1987	Randall Townsel, CB	5	19	3.8	0
1988	Brett Tucker, CB	5	17	3.4	0
1989	Earl Upton, CB	3	26	8.7	0
1990	Rich Favor, CB	4	18	4.5	0
1991	Tom Rhomberg, FS	4	49	12.3	0
1992	Tom Rhomberg, FS	3	31	10.3	0
1993	Sam Denson, SS	4	58	14.5	0
1994	Scott Caringella, CB	4	37	9.3	0
1995	Todd Garifo, FS	4	39	9.8	0
1996	Rayshon Jackson, SS	4	19	4.8	0
1997	Duane Hawthorne, CB	3	10	3.3	0
1998	Duane Hawthorne, CB	4	37	9.3	0
1999	Benji Peacock, CB	3	87	29.0	1
	Cameron Saulsby, LB	3	31	10.3	0
2000	Demerist Whitfield, CB	5	108	21.6	1
	Vince Thompson, CB	5	16	3.2	0
2001	Vince Thompson, CB	5	79	15.8	2
2002	Randee Drew, CB	7	103	14.7	0
2003	Randee Drew, CB	6	81	13.5	0
2004	Lionel Hickenbottom, FS	5	55	11.0	0
2005	Dustin Utschig, FS	3	50	16.7	0
2006	Tim McCarthy, LB	2	47	23.5	0
	Melvin Rice, CB	2	0	0.0	0

Year	Player, Pos.	No.	Yds.	Avg.	TD
2007	Chase Carter, CB	2	120	60.0	1
	John Tranchitella, LB	2	9	4.5	0
2008	Bradley Pruitt, CB	2	73	36.5	0
2009	Patrick George, CB	2	112	56.0	1
2010	Tyrone Clark, LB	4	49	12.2	1
2011	Dechane Durante, SS	3	47	15.7	1
	Rashaan Melvin, CB	3	-5	-1.7	0
2012	Jimmie Ward, FS	3	40	13.3	0
2013	Jimmie Ward, FS	7	102	14.6	1
2014	Dechane Durante, FS	4	40	10.0	0
2015	Shawun Lurry, CB	9	273	30.3	1
2016	Shawun Lurry, CB	3	30	10	0
	Mayomi Olootu, CB	3	1	0.3	0

### BLOCKED KICKS

Year	Player, Pos.	Total	Punts	PATs	FGs
1974	Gary White, DE	2	2	0	0
1975	Tim Dacy, DE	2	2	0	0
1976	Rick Burkhardt (CB), Tim Dacy (DE)	1	1	0	0
1977	Rick Burkhardt, CB	1	1	0	0
1978	Dean Schultz, NG	2	2	0	0
1979	Russ Graham, CB	1	1	0	0
1980	None	0	0	0	0
1981	Larry Alleyne, LB	1	1	0	0
	Bob Morgan, DT	1	0	1	0
1982	None	0	0	0	0
1983	Rich Burns, FS	2	2	0	0
1984	Rastee Oce, DB	1	0	0	1
	Gary Schlinger, DE	1	1	0	0
1985	Brett Tucker, CB	1	1	0	0
1986	None	0	0	0	0
1987	Randall Townsel, CB	1	0	0	1
1988	Kevin Cassidy, FS	1	0	0	1
1989	Kevin Cassidy, FS	1	0	0	1
1990	Raymond Roberts, TE	2	2	0	0
	Rob Wagner, DT	2	0	2	0
1991	Rob Wagner, DE	3	0	2	0
1992	Jeff Taylor, SS	3	0	1	2
1993	C.J. Rose (OLB), Troy Seabrook (NG)	1	1	0	0
1994	Todd Garifo, FS	1	0	0	1
	Eddie Davis, CB	1	1	0	0
1995	Todd Garifo (FS), Damien Mallory (FS)	1	0	1	0
1996	Cordell Smith, WR	1	1	0	0
1997	None	0	0	0	0
1998	Justin McCareins, WR	1	0	1	0
	Benji Peacock, CB	1	0	0	1
	Cordell Smith, SE	1	1	0	0
1999	Demerist Whitfield, CB	1	1	0	0
2000	Justin Dole (SS), Jon Pendergrass (FS), Akil Grant (FS), Demerist Whitfield (CB)	1	1	0	0
2001	Jon Peters, DT	2	0	1	1
2002	Anthony Falbo, DT	2	0	2	0
2003	Jason Frank (DE), Quince Holman (DE)	1	0	1	0
	Jason Hawkins, LB	1	1	0	0
	Ray Smith (SS), Marlon Wilson (LB)	1	1	0	0
2004	Quince Holman, DE	1	0	0	1
	Dustin Utschig, SS	1	1	0	0
2005	Quince Holman, DE	4	0	2	2
2006	Dustin Utschig, FS	2	2	0	0
2007	Matt Simon, WR	1	1	0	0
2008	Mike Krause, DL	1	0	0	1
	6 players	1	1	0	0
2009	Jordan Delegal, LB	1	1	0	0
	Chris Smith, CB	1	0	0	1
	D.J. Pirkle, DT	1	0	1	0
2010	Jimmie Ward, DB	3	3	0	0
2011	Jimmie Ward (S), Dechane Durante (S), Courtney Stephen (S)	1	1	0	0
	Ron Newcomb, DT	1	0	0	1
2012	None	0	0	0	0
2013	George Rainey, DE	2	0	0	2
2014	None	0	0	0	0
2015	Ben Compton, DT	2	0	1	1
2016	Josh Corcoran (DE), William Lee (DT)	1	0	1	0

# NIU HUSKIES FOOTBALL RECORDS

## KICK RETURNS

### TEAM RECORDS

#### PUNT RETURNS

##### Most Punt Returns

Game: 9, vs. Central Michigan (10-19-02);  
vs. Kent State (10-22-05)

Season: 32, 2012

##### Most Yards

Game: 129, vs. Central Michigan (10-19-02)

Season: 525, 2002

##### Highest Average Yards Per Return

Season: 20.2, 2002

##### Most Touchdowns

Game: 1, several times

Season: 4, 2002

#### KICKOFF RETURNS

##### Most Kickoff Returns

Game: 10, vs. Ohio (11-20-76)

Season: 58, 1976 and 2011

##### Most Yards

Game: 261, vs. Toledo (11-1-11)

Season: 1,340, 2015

##### Highest Avg. Per Return

Season: 24.4, 2015

##### Most Touchdowns

Game: 2 vs. Toledo (11-1-11)

Season: 2, 1968\*, 2011 and 2015



William Andrews brought a kickoff return back 95 yards versus Buffalo on Oct. 2, 1999.

### INDIVIDUAL RECORDS

#### PUNT RETURNS

##### Most Punt Returns

Game: 9, Dan Sheldon vs. C. Michigan (10-19-02);  
Shatone Powers vs. Kent State (10-22-05)

Season: 30, Shatone Powers (2005)

Career: 87, P.J. Fleck (1999-2003)

##### Most Punt Return Yards

Game: 119, Dan Sheldon vs. C. Michigan (10-19-02)

Season: 477, Dan Sheldon (2002)

Career: 1,021, Dan Sheldon (2001-04)

##### Highest Average Yards Per Punt Return

Game (min. 3 ret.): 33.7, Steve Rodgers vs. Illinois St.  
(9-12-92)

Season (min. 10 ret.): 22.7, Dan Sheldon (2002)

Career (min. 20 ret.): 17.9, Dan Sheldon (2001-04)

##### Most Touchdowns

Game: 1, several times

Season: 3, Dan Sheldon (2002)

Career: 4, Dan Sheldon (2001-2004)

#### KICKOFF RETURNS

##### Most Kickoff Returns

Game: 7, on five occasions

Season: 45, Aregeros Turner (2015)

Career: 102, Aregeros Turner (2013-16)

##### Most Kickoff Return Yards

Game: 224, Tommylee Lewis, vs. Toledo (11-1-11)

Season: 1,181, Aregeros Turner (2015)

Career: 2,499, Aregeros Turner (2013-16)

##### Highest Average Yards Per Kickoff Return

Game (min. 3 ret.): 56.0, Tommylee Lewis vs. Toledo,  
(11-1-11)

Season (min. 10 ret.): 28.8, John Spilis (1968)\*

Career (min. 20 ret.): 25.5 Tommylee Lewis (2011-15)

##### Most Touchdowns

Game: 2, Tommylee Lewis vs. Toledo (11-1-11)

Season: 2, John Spilis (1968)\*

2, Tommylee Lewis (2011)

2, Aregeros Turner (2015)

4, Tommylee Lewis (2011-15)

\* Indicates College Division

### Longest Punt Returns

	Yards	Player	Opponent	Date
1.	90	Dan Sheldon (TD)	vs. Kent State	9-28-02
2.	89	Rodney Taylor (TD)	vs. Bowling Green	11-2-85
3.	80	Dan Sheldon	vs. Bowling Green	11-9-02
4.	76	Vaurice Patterson	vs. Oklahoma State	9-1-94
5.	73	Dan Sheldon (TD)	vs. Akron	10-2-04
6.	72	Ernie Wickstrom	vs. Central Michigan	11-3-50
	72	Army Veseley (TD)	vs. Winona State	9-21-63
8.	70	Justin McCareins (TD)	vs. Central Michigan	11-18-00
9.	68	Dan Sheldon	vs. Toledo	11-23-02
10.	67	by three people		

### Longest Kickoff Returns

	Yards	Player	Opponent	Date
1.	100	Tommylee Lewis (TD)	Toledo	11-1-11
2.	99	Tommylee Lewis (TD)	Purdue	9-28-13
3.	98	Byron Florence (TD)	Western Michigan	9-23-72
4.	97	John Spilis	Bowling Green State	11-16-68
	97	Mike Pinckney	Long Beach State	9-5-80
	97	Aregeros Turner (TD)	Buffalo	10-22-16
7.	96	Aregeros Turner (TD)	Boise State	12-23-15
8.	95	William Andrews	Buffalo	10-2-99
	95	Tommylee Lewis (TD)	Toledo	11-1-11
10.	94	Curt Pardridge	Iowa	9-21-85
11.	93	Michael Turner	Wake Forest	8-29-02
	93	Tommylee Lewis (TD)	Eastern Michigan	11-23-12
13.	92	Bob Florence	Western Michigan	9-21-74
	92	Deon Mitchell	Bowling Green State	10-4-97
15.	90	John Spilis	North Dakota State	9-28-68
16.	86	Tommy Davis	Eastern Michigan	11-5-09
	86	Aregeros Turner (TD)	Boston College	9-26-15

# NIU HUSKIES FOOTBALL RECORDS

## KICK RETURNS



Dan Sheldon (2001-04) owns five different punt return records at NIU.

### CAREER LEADERS

#### Punt Returns

	Player	Seasons	Avg.	Yards	Ret.
1.	P.J. Fleck	1999-2003	8.3	716	87
2.	Rodney Taylor	1985-88	8.3	627	76
3.	Chris Blake	1971-73	7.3	493	68
4.	Dan Sheldon	2001-04	17.9	1,021	57
5.	Mike Pinckney	1979-80	7.3	360	49
	Steve Rodgers	1989-93	6.7	329	49
	Justin McCareins	1997-2000	12.4	609	49
8.	Tommy Davis	2009-11	7.5	331	44
9.	Jeff Sanders	1982-83	9.8	382	39
10.	Mark Stuart	1976-78	3.2	107	34

#### Punt Return Yardage

	Player	Seasons	Ret.	Avg.	Yards
1.	Dan Sheldon	2001-04	57	17.9	1,021
2.	P.J. Fleck	1999-2003	87	8.3	716
3.	Rodney Taylor	1985-88	76	8.3	627
4.	Justin McCareins	1997-2000	49	12.4	609
5.	Chris Blake	1971-73	68	7.3	493
6.	Jeff Sanders	1982-83	39	9.8	382
7.	Mike Pinckney	1979-80	49	7.3	360
8.	Tommy Davis	2009-11	44	7.5	331
9.	Steve Rodgers	1989-93	49	6.7	329
10.	Chad Beebe	2013-Present	32	8.3	267

#### Punt Return Average (minimum 25 returns)

	Player	Seasons	Ret.	Yards	Avg.
1.	Dan Sheldon	2001-04	57	1,021	17.9
2.	Justin McCareins	1997-2000	49	609	12.4
3.	Jack Dean	1962-64*	31	376	12.1
4.	Jeff Sanders	1982-83	39	382	9.8
5.	Leon Moody	1995-96	30	260	8.7
6.	Chad Beebe	2013-Present	32	267	8.34
7.	Shatone Powers	2002-05	30	249	8.30
8.	Rodney Taylor	1985-88	76	627	8.25
9.	P.J. Fleck	1999-2003	87	716	8.23
10.	Tommy Davis	2009-11	44	331	7.5

#### Kickoff Returns

	Player	Seasons	Avg.	Yards	Ret.
1.	Aregeros Turner	2013-16	24.5	2,499	102
2.	Deon Mitchell	1995-98	23.5	2,349	100
3.	Randee Drew	2000-03	22.1	1,524	69
4.	Tommylee Lewis	2011-15	25.3	1,673	66
5.	Tommy Davis	2009-11	22.9	1,398	61
6.	Rodney Taylor	1985-88	18.6	912	49
7.	Byron Florence	1971-73	24.5	1,103	45
8.	Bill Graham	1951-54*	18.4	755	41
9.	Larry Wynn	1989-92	20.6	823	40
	Steve Rodgers	1989-93	20.9	835	40

#### Kickoff Return Yardage

	Player	Seasons	Ret.	Avg.	Yards
1.	Aregeros Turner	2013-16	102	24.5	2,499
2.	Deon Mitchell	1995-98	100	23.5	2,349
3.	Tommylee Lewis	2011-15	66	25.3	1,673
4.	Randee Drew	2000-03	69	22.1	1,524
5.	Tommy Davis	2009-11	61	22.9	1,398
6.	Byron Florence	1971-73	45	24.5	1,103
7.	Rodney Taylor	1985-88	49	18.6	912
8.	Steve Rodgers	1989-93	40	20.9	835
9.	Larry Wynn	1989-92	40	20.6	823
10.	Mike Pinckney	1979-80	35	23.1	807

#### Kickoff Return Average (minimum 20 returns)

	Player	Seasons	Ret.	Yards	Avg.
1.	Tommylee Lewis	2011-2015	66	1,673	25.3
2.	Darrell Hill	1998-2001	28	695	24.8
3.	Byron Florence	1971-73	45	1,103	24.51
4.	Aregeros Turner	2013-16	102	2,499	24.50
5.	Ricky Crider	2007-10	33	798	24.2
6.	Deon Mitchell	1995-98	100	2,349	23.5
7.	Paris Logan	2012-2015	28	650	23.2
8.	Mike Pinckney	1979-80	35	807	23.1
9.	Bob Florence	1974-75	29	665	22.93
10.	Tommy Davis	2009-11	61	1,398	22.92



# NIU HUSKIES FOOTBALL RECORDS

## KICK RETURNS

### SINGLE SEASON LEADERS

#### Punt Returns

	Player	Season	Avg.	Yards	Ret.
1.	Shatone Powers	2005	8.3	249	30
2.	Justin McCareins	1998	8.4	234	28
	P.J. Fleck	1999	6.3	175	28
4.	Chris Blake	1973	8.4	227	27
5.	P.J. Fleck	2001	9.6	250	26
6.	Mike Pinckney	1980	6.8	171	25
7.	Chris Blake	1972	5.1	123	24
	Mike Pinckney	1979	7.9	189	24
	Dan Sheldon	2004	16.4	394	24
10.	Rodney Taylor	1987	12.3	282	23
	Steve Rodgers	1993	7.1	163	23
	P.J. Fleck	2003	8.3	191	23

#### Punt Return Yardage

	Player	Season	Ret.	Avg.	Yards
1.	Dan Sheldon	2002	21	22.7	477
2.	Dan Sheldon	2004	24	16.4	394
3.	Justin McCareins	2000	19	19.1	362
4.	Rodney Taylor	1987	23	12.3	282
5.	Wes Luedeking	1953	9	29.0	261
6.	Vaurice Patterson	1994	22	11.5	252
7.	P.J. Fleck	2001	26	9.6	250
8.	Shatone Powers	2005	30	8.3	249
9.	Justin McCareins	1998	28	8.4	234
10.	Chris Blake	1973	27	8.4	227

#### Punt Return Average (minimum 10 returns)

	Player	Season	Ret.	Yards	Avg.
1.	Dan Sheldon	2002	21	477	22.7
2.	Justin McCareins	2000	19	362	19.1
3.	Dan Sheldon	2004	24	394	16.4
4.	Jack Dean	1962*	12	164	13.7
5.	Jack Dean	1963*	14	183	13.1
6.	Dan Sheldon	2003	12	150	12.5
7.	Rodney Taylor	1987	23	282	12.3
8.	Greg Turner	2006	10	122	12.2
9.	Vaurice Patterson	1994	22	252	11.5
10.	Chad Smith	1992	11	124	11.3

#### Kickoff Returns

	Player	Season	Avg.	Yards	Ret.
1.	Aregeros Turner	2015	26.2	1,181	45
2.	Deon Mitchell	1997	24.9	821	33
3.	Deon Mitchell	1996	23.0	714	31
	Deon Mitchell	1998	23.8	738	31
5.	Tommylee Lewis	2011	25.2	755	30
	Aregeros Turner	2016	25.8	774	30
7.	Tommy Davis	2009	24.1	700	29
8.	Randee Drew	2003	21.5	581	27
9.	Evans Adonis	2007	18.8	488	26
10.	John Spilis	1968*	28.8	690	24
	Steve Rodgers	1993	21.8	524	24
	Tommylee Lewis	2012	24.5	589	24

#### Kickoff Return Yardage

	Player	Season	Ret.	Avg.	Yards
1.	Aregeros Turner	2015	45	26.2	1,181
2.	Deon Mitchell	1997	33	24.9	821
3.	Aregeros Turner	2016	30	25.8	774
4.	Tommylee Lewis	2011	30	25.2	755
5.	Deon Mitchell	1998	31	23.8	738
6.	Deon Mitchell	1996	31	23.0	714
7.	Tommy Davis	2009	29	24.1	700
8.	John Spilis	1968*	24	28.8	690
9.	Tommylee Lewis	2012	24	24.5	589
10.	Randee Drew	2003	27	21.5	581

#### Kickoff Return Average (minimum 10 returns)

	Player	Season	Ret.	Yards	Avg.
1.	John Spilis	1968*	24	690	28.8
2.	Tommylee Lewis	2013	11	312	28.4
3.	A.J. Harris	2005	15	408	27.2
4.	Ricky Crider	2008	14	375	26.8
5.	Byron Florence	1972	16	422	26.4
6.	Aregeros Turner	2015	45	1,181	26.2
7.	Randee Drew	2002	15	392	26.1
8.	Raymond Patterson	1989	15	390	26.0
9.	Aregeros Turner	2016	30	774	25.80
10.	Ernie Wickstrom	1950*	12	309	25.75

### SINGLE GAME LEADERS

#### Most Kickoff Return Yards

	Yds.	Player	Date	Opp.
1.	224	Tommylee Lewis	11-1-11	Toledo
2.	185	John Spilis	9-28-68*	North Dakota State
	185	A.J. Harris	9-24-05	Akron
4.	182	Deon Mitchell	10-4-97	Bowling Green
5.	180	Ricky Crider	11-12-08	Central Michigan
6.	172	Deon Mitchell	11-8-97	Eastern Michigan
	172	Aregeros Turner	12-23-15	Boise State
8.	171	Raymond Patterson	11-11-89	Toledo
9.	168	Curt Pardridge	9-21-85	Iowa
	168	Aregeros Turner	11-3-15	Toledo

#### Most Punt Return Yards

	Yds.	Player	Date	Opp.
1.	119	Dan Sheldon	10-19-02	Central Michigan
2.	108	Rodney Taylor	10-10-87	Toledo
	108	Shatone Powers	10-22-05	Kent State
4.	106	Justin McCareins	11-11-00	Eastern Michigan
	106	Justin McCareins	11-18-00	Central Michigan
6.	101	Steve Rodgers	9-12-92	Illinois State
7.	93	Vaurice Patterson	9-1-94	Oklahoma State
8.	90	Jack Dean	10-19-63*	Illinois State
	90	Rodney Taylor	11-2-85	Bowling Green
	90	Dan Sheldon	9-28-02	Kent State
	90	Dan Sheldon	9-18-04	Iowa State

\* Indicates College Division



Tommylee Lewis put his name in the NIU and NCAA record books when he brought back two kickoffs for touchdowns versus Toledo in 2011.

# NIU HUSKIES FOOTBALL RECORDS

## PUNTING

### TEAM RECORDS

#### Most Punts

Game: 16, vs. North Dakota State (9-13-69)  
Season: 81 (1969)

#### Most Punting Yards

Game: 641, vs. North Dakota State (9-13-69)  
Season: 3,273 (1969)

#### Fewest Punts

Season: 37 (1990)

#### Highest Punting Average

Game (min. 3 punts): 52.2, vs. Long Beach St. (10-7-78)  
Season: 43.0, (2007)

### TEAM SEASON HIGHS

Punts			Punting Average		
	Year	Punts		Year	Average
1.	1969	81	1.	2007	43.0
2.	2015	79	2.	1982	41.3
3.	1976	78	3.	2014	41.15
	1984	78	4.	2001	41.09
5.	1970	76	5.	1970	40.8
6.	1971	74	6.	1969	40.4
7.	1981	73	7.	1971	40.2
	1997	73	8.	1983	40.0
9.	1977	71		1997	40.0
	2016	71	10.	2009	39.8

### INDIVIDUAL RECORDS

#### Most Punts

Game: 15, Tom Wittum vs. North Dakota State (9-13-69)  
Season: 78, Tom Wittum (1969)  
Career: 257, Kent Baker (1996-99)

#### Most Punting Yards

Game: 641, Tom Wittum vs. North Dakota State (9-13-69)  
Season: 3,129, Tom Wittum (1969)  
Career: 10,312, Todd Van Keppel (1981-84)

#### Highest Punting Average

Game (min. 5 punts): 52.2, Jim Hannula vs. W. Michigan (9-24-77)  
Season (min. 35 punts): 43.5, Andy Dittbenner (2007)  
Career (min. 100 punts): 41.1, Tyler Wedel (2011-14)

### Longest Punts

	Yards	Player	Opponent	Date
1.	98	Toimi Jarvi	vs. Illinois State	10-11-41
2.	90	Ollie Krahenbuhl	vs. Illinois State	11-12-38
3.	78	Jake Ambrose	vs. Buffalo	10-22-16
4.	75	Bob Kaczala	vs. Southern Illinois	11-16-46
		Jim Gilbert	vs. Ohio	10-5-74
6.	74	George Bork	vs. Eastern Illinois	10-13-62
		Jim Hannula	vs. Illinois State	9-30-78
8.	72	Todd Van Keppel	vs. Illinois State	9-26-81
9.	69	Jake Ambrose	at Boston College	9-26-15
10.	68	Darren Monnett	vs. Wisconsin	9-14-85
		Kent Baker	vs. Eastern Michigan	10-24-98

### CAREER LEADERS

#### Punts

	Player	Seasons	Yards	Avg.	No.
1.	Kent Baker	1996-99	9,724	37.8	257
2.	Todd Van Keppel	1981-84	10,312	40.4	255
3.	Jim Hannula	1977-80	8,796	38.4	229
4.	Tom Wittum	1969-71	9,210	40.4	228
5.	Andy Dittbenner	2005-08	8,337	39.9	209
6.	Jamie Dobay	1992-95	7,623	37.2	205
7.	Jim Gilbert	1972-74	6,874	38.2	180
8.	Jimmy Erwin	2000-02	6,594	39.5	167
9.	Dave Jensen	1989-91	5,677	37.3	152
10.	Jake Ambrose	2015-16	5,543	38.5	144

#### Punting Yards

	Player	Seasons	No.	Avg.	Yards
1.	Todd Van Keppel	1981-84	255	40.4	10,312
2.	Kent Baker	1996-99	257	37.8	9,724
3.	Tom Wittum	1969-71	228	40.4	9,210
4.	Jim Hannula	1977-80	229	38.4	8,796
5.	Andy Dittbenner	2005-08	209	39.9	8,337
6.	Jamie Dobay	1992-95	205	37.2	7,623
7.	Jim Gilbert	1972-74	180	38.2	6,874
8.	Jimmy Erwin	2000-02	167	39.5	6,594
9.	Dave Jensen	1989-91	152	37.3	5,677
10.	Jake Ambrose	2015-16	144	38.5	5,543

#### Punting Average (minimum 100 punts)

	Player	Seasons	No.	Yards	Avg.
1.	Tyler Wedel	2011-14	115	4,727	41.1
2.	Mike Kent	1985-86	112	4,544	40.6
3.	Todd Van Keppel	1981-84	255	10,312	40.43
4.	Tom Wittum	1969-71	228	9,210	40.39
5.	Jimmy Erwin	2000-02	167	6,594	39.5
6.	Andy Dittbenner	2005-08	209	8,337	39.1
7.	Jake Ambrose	2015-16	144	5,543	38.5
8.	Jim Hannula	1977-80	229	8,796	38.4
9.	Jim Gilbert	1972-74	180	6,874	38.18
10.	Kent Baker	1996-99	257	9,724	37.8

### SINGLE SEASON LEADERS

#### Punts

	Player	Season	Yards	Avg.	No.
1.	Tom Wittum	1969	3,129	40.1	78
2.	Tom Wittum	1970	3,104	40.8	76
3.	Tom Wittum	1971	2,977	40.2	74
	Jake Ambrose	2015	2,803	37.9	74
5.	Todd Van Keppel	1981	2,806	38.4	73
6.	Jim Hannula	1977	2,737	39.1	70
	Kent Baker	1996	2,508	35.8	70
	Kent Baker	1997	2,803	40.0	70
	Jake Ambrose	2016	2,740	39.1	70
10.	Jim Gilbert	1974	2,677	38.7	69

#### Punting Yards

	Player	Season	No.	Avg.	Yards
1.	Tom Wittum	1969	78	40.1	3,129
2.	Tom Wittum	1970	76	40.8	3,104
3.	Tom Wittum	1971	74	40.2	2,977
4.	Kent Baker	1997	70	40.0	2,803
	Jake Ambrose	2015	74	37.9	2,803
6.	Jake Ambrose	2016	70	39.1	2,740
7.	Jim Hannula	1977	70	39.1	2,737
8.	Tyler Wedel	2014	65	41.7	2,708
9.	Jim Gilbert	1974	69	38.7	2,677
10.	Dave Jensen	1991	68	38.8	2,639

# NIU HUSKIES FOOTBALL RECORDS

## PUNTING

### Punting Average (minimum 35 punts)

	Player	Season	No.	Yards	Avg.
1.	Andy Dittbenner	2007	59	2,564	43.5
2.	Jimmy Erwin	2001	60	2,507	41.78
3.	Todd Van Keppel	1984	67	2,798	41.76
4.	Mike Kent	1985	52	2,170	41.70
5.	Tyler Wedel	2014	50	2,708	41.66
6.	Todd Van Keppel	1982	58	2,397	41.3
7.	Tom Wittum	1970	76	3,104	40.8
8.	Todd Van Keppel	1983	57	2,311	40.5
9.	Tyler Wedel	2013	50	2,019	40.4
10.	Tom Wittum	1971	74	2,977	40.22

### SINGLE GAME LEADERS

#### Punts

	Player	Opp. (Date)	No.
1.	Tom Wittum	North Dakota State (9-13-69)	16
2.	John Terwilliger	Toledo (11-11-67) *	13
3.	Todd Van Keppel	Ball State (10-3-81)	12
4.	Nine Times, Last: Jake Ambrose	USF (9-10-16)	11

#### Punting Yards

	Player	Opp. (Date)	No.	Yards
1.	Tom Wittum	North Dakota State (9-13-69)	16	683
2.	Mike Kent	Northwestern (9-28-85)	11	487
3.	Tom Wittum	Ball State (10-25-69)	11	473
4.	Mike Kent	Miami (FL) (10-4-86)	11	454
5.	Tom Wittum	Montana (9-19-70)	10	452
6.	Jake Ambrose	Ohio State (9-19-15)	10	449
7.	Todd Van Keppel	Ball State (10-3-81)	12	443
8.	Todd Van Keppel	Miami (OH) (10-27-84)	10	439
9.	Tom Wittum	Wisconsin (9-11-71)	11	437
10.	Tom Wittum	Miami (OH) (10-3-70)	10	434

### Single Game Average (minimum 3 punts)

	Player	Opp. (Date)	No.	Yards	Avg.
1.	Mike Salerno	Akron (10-31-09)	3	158	52.7
2.	Jim Hannula	Western Michigan (9-24-77)	6	313	52.2
3.	Jimmy Erwin	Ball State (11-17-01)	5	252	50.4
4.	Jimmy Erwin	Toledo (9-29-01)	8	401	50.1
5.	Todd Van Keppel	Central Michigan (11-5-83)	10	493	49.3
6.	Josh Wilber	Illinois (9-18-10)	5	245	49.0
7.	Jake Ambrose	Buffalo (10-22-16)	5	242	48.4
8.	Kent Baker	Bowling Green (10-4-97)	7	333	47.6
9.	Tom Wittum	West Texas State (10-10-70)	6	285	47.5
10.	Jim Gilbert	Ohio (10-5-74)	7	331	47.3
	Todd Van Keppel	Eastern Michigan (10-23-82)	7	331	47.3



Tyler Wedel set the NIU career record for punting average with a 41.4 mark in two seasons as the Huskies' starting punter (2013-14).

### YEAR-BY-YEAR LEADERS

Year	Player	No.	Yds.	Blk.	Avg.
1948	Clem Leniski	44	1,478	2	33.6
1949	Bob Heimerdinger	23	827	X	35.9
1950	Bob Heimerdinger	38	1,544	1	40.6
1951	Bob Heimerdinger	41	1,569	1	38.3
1952	Bill Graham	56	2,041	1	36.4
1953	Bill Graham	30	1,055	1	35.2
1954	Ron Hicks	20	634	1	31.7
1955	Don Coulom	34	1,062	1	31.2
1956	Jim Caldwell	29	1,022	1	35.2
1957	Jim Caldwell	48	1,699	1	35.4
1958	Bob Snider	28	951	0	34.0
1959	Ron Hansen	37	1,155	0	31.2
1960	Steve Land	45	1,364	2	30.3
1961	George Bork	57	2,079	3	36.5
1962	George Bork	35	1,314	0	37.5
1963	George Bork	27	951	1	35.2
1964	Bill Kessler	43	1,506	1	35.0
1965	Bill Kessler	33	1,125	X	34.1
1966	John Terwilliger	42	1,440	2	34.3
1967	John Terwilliger	63	2,170	3	34.4
1968	Bruce Bray	21	763	1	36.3
1969	Tom Wittum	78	3,129	1	40.1
1970	Tom Wittum	76	3,104	1	40.8
1971	Tom Wittum	74	2,977	1	40.2
1972	Jim Gilbert	56	2,190	1	39.1
1973	Jim Gilbert	55	2,007	0	36.5
1974	Jim Gilbert	69	2,677	0	38.8
1975	Mike Fendley	61	2,334	0	38.3
1976	Dave Patterson	62	1,964	2	31.7
1977	Jim Hannula	70	2,737	2	39.1
1978	Jim Hannula	65	2,604	2	40.1
1979	Jim Hannula	37	1,451	0	39.2
1980	Jim Hannula	57	2,004	0	35.2
1981	Todd Van Keppel	73	2,806	0	38.4
1982	Todd Van Keppel	58	2,397	0	41.3
1983	Todd Van Keppel	57	2,311	1	40.5
1984	Todd Van Keppel	67	2,798	2	41.8
1985	Mike Kent	52	2,170	1	41.7
1986	Mike Kent	60	2,374	1	39.6
1987	Darren Monnett	44	1,678	3	38.1
1988	Eric Nelson	50	1,742	0	34.8
1989	Dave Jensen	48	1,762	2	36.7
1990	Dave Jensen	36	1,276	1	35.4
1991	Dave Jensen	68	2,639	1	38.8
1992	Quin Corbett	30	1,114	0	37.1
1993	Jamie Dobay	61	2,311	0	37.9
1994	Jamie Dobay	57	2,110	0	37.0
1995	Jamie Dobay	60	2,209	1	36.8
1996	Kent Baker	70	2,508	2	35.8
1997	Kent Baker	70	2,803	0	40.0
1998	Kent Baker	64	2,391	0	37.4
1999	Kent Baker	53	2,022	4	38.2
2000	Jimmy Erwin	44	1,675	0	38.1
2001	Jimmy Erwin	60	2,507	1	41.8
2002	Jimmy Erwin	63	2,412	1	38.3
2003	Anthony Gallagher	63	2,533	2	40.2
2004	Anthony Gallagher	45	1,719	2	38.2
2005	Andy Dittbenner	54	2,083	0	38.6
2006	Andy Dittbenner	55	2,085	0	37.9
2007	Andy Dittbenner	59	2,564	1	40.1
2008	Andy Dittbenner	41	1,605	2	39.1
2009	Josh Wilber	28	1,134	0	40.5
2010	Josh Wilber	38	1,512	1	39.8
2011	Ryan Neir	62	2,213	0	35.7
2012	Ryan Neir	51	1,944	0	38.1
2013	Tyler Wedel	50	2,013	1	40.4
2014	Tyler Wedel	65	2,708	0	41.7
2015	Jake Ambrose	74	2,803	0	37.9
2016	Jake Ambrose	70	2,740	0	39.1



# NIU HUSKIES FOOTBALL RECORDS

## SCORING

### TEAM RECORDS

#### Most Points Scored

Game: 114, vs. Wheaton (10-19-12)\*  
 Modern Game: 73, vs. Fresno State (10-6-90); Buffalo (10-28-00)  
 Half: 50, vs. Fresno State (10-6-90)  
 Quarter: 34, vs. Miami (OH) (10-12-02)  
 Season: 555 (2013)

#### Highest Average Points Per Game

Season: 39.6 (2013)

#### Fewest Average Points Scored Per Game

Season: 5.1 (1976)

#### Most Points Scored By Opponent

Game: 115, by Beloit (10-4-13)\*  
 Modern Game: 73, by Kansas State (9-12-98)  
 Season: 424 (2011)

#### Most Touchdowns Scored

Game: 18, vs. Wheaton (10-19-12)\*  
 Modern Game: 10, vs. Buffalo (10-28-00), vs. Eastern Michigan (11-26-10)  
 Season: 71 (2012, 2013)

#### Most Field Goals Made

Game: 5, vs. Ohio (11-6-82)  
 Season: 21 (2003)

#### Most Field Goals Attempted

Game: 7, vs. Temple (10-21-06)  
 Season: 34 (2013)

#### Most PAT Kicks Made

Game: 10, vs. Buffalo (10-28-00)  
 Season: 69 (2012, 2013)

#### Most PAT Kicks Attempted

Game: 10, vs. Buffalo (10-28-00), vs. Eastern Michigan (11-26-10)  
 Season: 71 (2013)

#### Most Two-Point PATs Made

Season: 7 (1973)

#### Most Two-Point PATs Attempted

Season: 9 (1973)

#### Most Defensive Touchdowns Scored

Game: 2, on three occasions, most recently vs. Idaho (9-22-07)  
 Season: 4 (1999, 2001)

#### Most Defensive Extra Points Scored

Game: 1, vs. Alabama (9-20-03)  
 Season: 1 (2003)

### INDIVIDUAL RECORDS

#### Most Points Scored

Game: 42, Bill Anderson vs. Wheaton (10-19-12)\*  
 Season: 132, Chad Spann (2010)  
 Career: 370, Steve Azar (2000-03)

#### Most Points Scored By Kicker

Game: 18, Vince Scott vs. Ohio (11-6-82)  
 Season: 124, Mathew Sims (2011)  
 Career: 370, Steve Azar (2000-03)

#### Consecutive Games Scoring a Point

Career: 49, Chris Nendick (2004-07)

#### Most Touchdowns Scored

Game: 7, Bill Anderson vs. Wheaton (10-19-12)\*  
 Season: 24, Jordan Lynch (2013)  
 Career: 57, Garrett Wolfe (2004-06)

#### Most Field Goals Made

Game: 5, Vince Scott vs. Ohio (11-6-82)  
 Season: 5, Chris Nendick vs. Temple (10-21-06)  
 Career: 21, Steve Azar (2003)  
 73, Steve Azar (2000-03)

#### Most Field Goals Attempted

Game: 7, Chris Nendick vs. Temple (10-21-06)  
 Season: 28, Mathew Sims (2011)  
 Career: 92, Steve Azar (2000-03)

#### Highest Field Goal Percentage

Game (min. 5 attempts): 1.000, Vince Scott (5-of-5) vs. Ohio (11-6-82)  
 Season (min. 10 attempts): .933, Steve Azar (14-of-15) (2000)  
 Career (min. 30 attempts): .793, Steve Azar (73-of-92)

#### Longest Field Goal Made

Game: 54, Mathew Sims vs. Western Michigan (10-27-12)

#### Most Consecutive Field Goals Made

Game: 3, Vince Scott vs. Ohio (11-6-82)  
 Season: 14, Steve Azar (10-7-00 to 11-18-00); (9-29-01 to 11-17-01)

#### Most PAT Kicks Made

Game: 10, Steve Azar vs. Buffalo (10-28-00)  
 Season: 67, Mathew Sims (2012)  
 Career: 196, Mathew Sims (2010-13)

#### Most PAT Kicks Attempted

Game: 10, Steve Azar vs. Buffalo (10-28-00)  
 Season: 68, Mathew Sims (2012)  
 Career: 203, Mathew Sims (2010-13)

#### Highest PAT Percentage

Season (min. 30 att.): 1.000 (50-50), Chris Nendick (2005)  
 Career (min. 50 att.): .976 (161-165), Chris Nendick (2004-07)

#### Most Consecutive PATs Made

Game: 10, Steve Azar vs. Buffalo (10-28-00)  
 Season: 55, Mathew Sims (2012)  
 Career: 108, Chris Nendick (2004-06)

#### Most Two-Point PATs Scored

Season: 3, Stacey Robinson (1990)  
 Career: 3, Dave Petzke (1977-78); Marshall Taylor (1985-88);  
 Stacey Robinson (1989-90); Chandler Harnish (2008-11)

#### Most Two-Point PATs Attempted

Season: 7, Jerry Golsteyn (1973)  
 Career: 10, Pete Kraker (1976-78)

#### Most Two-Point PAT Passes Completed

Season: 5, Jerry Golsteyn (1973)  
 Career: 5, Jerry Golsteyn (1973-75)

#### Most Defensive Touchdowns Scored

Game: 2, Benji Peacock vs. Kent State (10-23-99)  
 Season: 2, Benji Peacock (1999); Lionel Hickenbottom (2001)  
 Career: 2, five different people

#### Most Defensive Extra Points Scored

Game: 1, Kevin Woods vs. Alabama (9-20-03)  
 Season: 1, Kevin Woods (2003)  
 Career: 1, Kevin Woods (2002-03)



# NIU HUSKIES FOOTBALL RECORDS

## SCORING

### CAREER LEADERS

#### Scoring

Player	Seasons	TD	FG	PAT	Pts
1. Steve Azar	2000-03	-	73	151	370
2. Mathew Sims	2010-13	1	54	196	364
3. Garrett Wolfe	2004-06	57	-	2	344
4. Chris Nendick	2004-07	-	57	161	332
5. Chad Spann	2007-10	50	-	-	300
6. Jordan Lynch	2009-13	49	-	-	294
7. Michael Turner	2000-03	48	-	-	288
8. John Ivanic	1987-90	-	43	115	253
9. Stacey Robinson	1988-90	38	-	6	234
10. Christian Hagan	2014-Present	-	34	120	222

#### Touchdowns Scored

Player	Seasons	Rush	Rec.	Other	TDs
1. Garrett Wolfe	2004-06	52	5	-	57
2. Chad Spann	2007-10	49	1	-	50
3. Jordan Lynch	2009-13	48	1	-	49
4. Michael Turner	2000-03	43	3	2	48
5. Stacey Robinson	1988-90	38	-	-	38
6. Joel Bouagnon	2013-16	31	3	-	34
7. Mark Kellar	1971-73	32	1	-	33
8. Reino Nori	1932-35*	-	-	-	31
9. Allen Ross	1977-80	30	-	-	30
Justin McCareins	1997-2000	-	29	1	30

#### Most Points Kicking

Player	Seasons	FG	PAT	Pts
1. Steve Azar	2000-03	73	151	370
2. Mathew Sims	2010-13	54	196	358
3. Chris Nendick	2004-07	57	161	332
4. John Ivanic	1987-90	43	115	253
5. Christian Hagan	2014-Present	34	120	222
6. Vince Scott	1980-83	41	69	192
7. Mike Salerno	2008-09	37	73	184
8. Brian Clark	1995-98	31	59	152
9. Rome Moga	1977-80	31	49	142
10. Brian Steger	1992-93	25	43	118

#### Field Goals Made

Player	Seasons	Pct.	FGA	FGM
1. Steve Azar	2000-03	.793	92	73
2. Chris Nendick	2004-07	.722	79	57
3. Mathew Sims	2010-13	.684	79	54
4. John Ivanic	1987-90	.730	63	46
5. Vince Scott	1980-83	.759	54	41
6. Mike Salerno	2008-09	.755	49	37
7. Christian Hagan	2014-Present	.708	48	34
8. Rome Moga	1977-80	.574	54	31
9. Brian Clark	1995-98	.689	45	31
10. Brian Steger	1992-93	.735	34	25

#### Field Goals Attempted

Player	Seasons	FGM	FGA
1. Steve Azar	2000-03	73	92
2. Chris Nendick	2004-07	57	79
Mathew Sims	2010-13	54	79
4. John Ivanic	1987-90	46	63
5. Rome Moga	1977-80	31	54
6. Vince Scott	1980-83	41	54
7. Mike Salerno	2008-09	37	49
8. Christian Hagan	2014-Present	34	48
9. Brian Clark	1995-98	31	45
10. Tom Wittum	1969-71	21	37

\* Indicates College Division

#### Field Goal Percentage (minimum 30 made)

Player	Seasons	FGM	FGA	Pct.
1. Steve Azar	2000-03	73	92	.793
2. Vince Scott	1980-83	41	54	.759
3. Mike Salerno	2008-09	37	49	.755
4. John Ivanic	1987-90	46	63	.730
5. Chris Nendick	2004-07	57	79	.722
6. Christian Hagan	2014-Present	34	48	.708
7. Brian Clark	1995-98	31	45	.689
8. Mathew Sims	2010-13	54	79	.684
9. Rome Moga	1977-80	31	54	.574

#### PATs Made

Player	Seasons	Pct.	Att.	Made
1. Mathew Sims	2010-13	.966	203	196
2. Chris Nendick	2004-07	.976	165	161
3. Steve Azar	2000-03	.956	158	151
4. Christian Hagan	2014-Present	.976	123	120
5. John Ivanic	1987-90	.943	122	115
6. Terry Henigan	1962-65*	.809	115	93
7. Mike Salerno	2008-09	.755	75	73
8. Vince Scott	1980-83	.972	71	69
9. Brian Clark	1995-98	.952	62	59
10. Mike Cklamovski	2010	.902	61	55

#### PATs Attempted (minimum 50 attempts)

Player	Seasons	Made	Pct.	Att.
1. Mathew Sims	2010-13	196	.966	203
2. Chris Nendick	2004-07	161	.976	165
3. Steve Azar	2000-03	151	.956	158
4. Christian Hagan	2014-Present	120	.976	123
5. John Ivanic	1987-90	115	.943	122
6. Terry Henigan	1962-65*	93	.809	115
7. Mike Salerno	2008-09	73	.755	75
8. Vince Scott	1980-83	69	.972	71
9. Brian Clark	1995-98	59	.952	62
10. Mike Cklamovski	2010	55	.902	61

#### PAT Percentage (minimum 25 made)

Player	Seasons	Made	Att.	Pct.
1. Kent Baker	1996-99	35	35	1.000
Bob Forester	1984-85	28	28	1.000
3. Chris Nendick	2004-07	161	165	.97575
4. Christian Hagan	2014-Present	120	123	.97561
5. Mike Salerno	2008-09	73	75	.973
6. Vince Scott	1980-83	69	71	.972
7. Mathew Sims	2010-13	196	203	.966
8. Steve Azar	2000-03	151	158	.956
9. Tyler Wedel	2011-14	41	43	.953
10. Brian Clark	1995-98	59	62	.952

### Longest Field Goals

Yds.	Player	Opponent	Date
1. 54	Mathew Sims	Western Michigan	10-27-12
2. 52	Steve Azar	Maryland	8-28-03
52	Chris Nendick	Akron	12-1-05
52	Mike Salerno	Bowling Green	10-25-08
52	<b>Christian Hagan</b>	<b>Toledo</b>	<b>11-3-15</b>
6. 51	Vince Scott	Toledo	11-12-83
51	Steve Azar	Wake Forest	8-29-02
51	Steve Azar	Alabama	9-20-03
51	Mike Cklamovski	Fresno State	12-18-10
51	Mathew Sims	Idaho	9-14-13
11. 50	Mike Salerno	Idaho	9-26-09
50	Steve Azar	Illinois	9-8-01
50	Steve Azar	Toledo	11-23-02

# NIU HUSKIES FOOTBALL RECORDS

## SCORING

### SINGLE SEASON LEADERS

#### Scoring

	Player	Season	TD	FG	PAT	Pts.
1.	Jordan Lynch	2013	24	0	0	144
2.	Chad Spann	2010	22	-	-	132
3.	Garrett Wolfe	2004	21	-	-	126
4.	Mathew Sims	2011	-	20	64	124
5.	Stacey Robinson	1990	19	-	6	120
	Michael Turner	2002	20	-	-	120
	Chad Spann	2009	20	-	-	120
8.	Mathew Sims	2012	1	15	67	118
9.	Garrett Wolfe	2006	19	-	2	116
10.	Stacey Robinson	1989	19	-	-	114
	Jordan Lynch	2012	19	0	0	114

#### Touchdowns Scored

	Player	Season	Rush	Rec.	Other	TDs
1.	Jordan Lynch	2013	23	1	0	24
2.	Chad Spann	2010	22	0	-	22
3.	Garrett Wolfe	2004	18	3	-	21
4.	Michael Turner	2002	19	-	1	20
	Chad Spann	2009	19	1	-	20
6.	Stacey Robinson	1989	19	-	-	19
	Stacey Robinson	1990	19	-	-	19
	Garrett Wolfe	2006	18	1	-	19
	Jordan Lynch	2012	19	-	-	19
10.	Joel Bouagnon	2015	18	-	-	18

#### Most Points Kicking

	Player	Season	FG	PAT	Pts
1.	Mathew Sims	2011	20	64	124
2.	Mathew Sims	2012	15	67	112
	Mathew Sims	2013	17	61	112
4.	Mike Cklamovski	2010	17	55	106
5.	Steve Azar	2003	21	41	104
6.	Chris Nendick	2004	16	51	99
7.	Mike Salerno	2009	19	39	96
8.	Steve Azar	2002	18	41	95
	Chris Nendick	2006	20	35	95
10.	Christian Hagan	2015	14	52	94

#### Field Goals Made

	Player	Season	Pct.	FGA	FGM
1.	Steve Azar	2003	.808	26	21
2.	Steve Azar	2001	.769	26	20
	Chris Nendick	2006	.741	27	20
	Mathew Sims	2011	.714	28	20
5.	Mike Salerno	2009	.760	25	19
6.	Steve Azar	2002	.720	25	18
	John Ivanic	1987	.750	24	18
	Mike Salerno	2008	.750	24	18
9.	Vince Scott	1983	.850	20	17
	Mike Cklamovski	2010	.630	27	17
	Mathew Sims	2013	.586	29	17

#### Field Goals Attempted

	Player	Season	FGM	FGA
1.	Mathew Sims	2013	17	29
2.	Mathew Sims	2011	20	28
3.	Chris Nendick	2006	20	27
	Mike Cklamovski	2010	17	27
5.	Steve Azar	2001	20	26
	Steve Azar	2003	21	26
7.	Steve Azar	2002	18	25
	Mike Salerno	2009	19	25
9.	John Ivanic	1987	18	24
	Mike Salerno	2008	18	24

#### Field Goal Percentage (minimum 10 made)

	Player	Season	FGM	FGA	Pct.
1.	Steve Azar	2000	14	15	.933
2.	Kent Baker	1999	12	14	.857
3.	Vince Scott	1983	17	20	.850
4.	Steve Azar	2003	21	26	.808
5.	John Ivanic	1988	15	19	.789
	Mathew Sims	2012	15	19	.789
7.	Christian Hagan	2015	14	18	.778
8.	Steve Azar	2001	20	26	.769
9.	Chris Nendick	2004	16	21	.762
10.	Mike Salerno	2009	19	25	.760

#### PATs Made

	Player	Season	Pct.	Att.	Made
1.	Mathew Sims	2012	.985	68	67
2.	Mathew Sims	2011	.970	66	64
3.	Mathew Sims	2013	.968	63	61
4.	Mike Cklamovski	2010	.902	61	55
5.	Christian Hagan	2015	.963	54	52
6.	Chris Nendick	2004	.981	52	51
7.	Chris Nendick	2005	1.000	50	50
8.	Christian Hagan	2016	.978	46	45
9.	Steve Azar	2002	.953	43	41
	Steve Azar	2003	.953	43	41

#### PATs Attempted

	Player	Season	Made	Pct.	Att.
1.	Mathew Sims	2012	67	.985	68
2.	Mathew Sims	2011	64	.970	66
3.	Mathew Sims	2013	61	.968	63
4.	Mike Cklamovski	2010	55	.902	61
5.	Christian Hagan	2015	52	.963	54
6.	Chris Nendick	2004	51	.981	52
7.	Chris Nendick	2005	50	1.000	50
8.	Christian Hagan	2016	45	.978	46
9.	Steve Azar	2002	41	.953	43
	Steve Azar	2003	41	.953	43

#### PAT Percentage (minimum 15 made)

	Player	Season	Made	Att.	Pct.
1.	Chris Nendick	2005	50	50	1.000
	Kent Baker	1999	35	35	1.000
	Christian Hagan	2014	23	23	1.000
	Brian Clark	1996	17	17	1.000
	John Ivanic	1987	29	29	1.000
	Bob Forester	1985	18	18	1.000
	Vince Scott	1981	17	17	1.000
	Mike Salerno	2008	34	34	1.000
9.	Mathew Sims	2012	67	68	.985
10.	Chris Nendick	2004	51	52	.981

\*Indicates College Division

# NIU HUSKIES FOOTBALL RECORDS

## SCORING

### YEAR-BY-YEAR LEADERS

Year	Player, Pos.	TD	PAT	FG	Pts.
1948	Bob Brigham, HB	11	0	0	66
1949	Floyd Hunsberger, HB	7	0	0	42
1950	Ernie Wickstrom, HB	8	0	0	48
1951	Fran Cahill, E	11	0	0	66
1952	Jim McKinzie, E	6	0	0	36
1953	Wes Luedeking, HB	7	0	0	42
1954	Tom Skubich, HB	4	0	0	24
1955	Bob Snider, HB	2	0	0	12
1956	Bob Soltis, HB	4	0	0	24
1957	Jim Caldwell, E	7	8	0	50
1958	Joe Plaskas, FB	6	0	0	36
1959	Al Eck, E	11	0	0	66
1960	Bob Soltis, HB	9	1	0	55
1961	Gary Stearns, HB	6	2	0	38
1962	Jack Dean, HB	7	0	0	42
	Gary Stearns, HB	7	0	0	42
1963	Hugh Rohrschneider, SE	14	1-2	0	88
1964	Jack Dean, HB-QB	8	1-3	0	54
1965	Gerry Sandberg, E	9	0	0	54
1966	Mike Griesman, QB	9	0	0	54
1967	John Spilis, SE	5	0	0	30
1968	John Spilis, SE	12	0	0	72
1969	Tom Wittum, P-PK	0	17	10	47
1970	John Lalonde, FB	6	0	0	36
	Bob Rudecki, FB	6	0	0	36
1971	Mark Kellar, FB	8	0	0	48
1972	Mark Kellar, FB	9	0	0	54
1973	Mark Kellar, FB	16	1-2	0	100
1974	Ed Johnson, FB	7	0	0	42
1975	Pete Miskov, PK	0	23	8	47
1976	James Louis, SE	2	0	0	12
	Vince Smith, HB	2	0	0	12
1977	Allen Ross, TB	8	0	0	48
1978	Dave Petzke, SE	11	1-1	0	68
1979	Allen Ross, TB	8	0	0	48
1980	Lou Wicks, FB	7	0	0	42
1981	Vince Scott, PK	0	17	7	38
1982	Vince Scott, PK	0	10	13	49
1983	Vince Scott, PK	0	29	17	80
1984	Carl Aikens, SE	6	0	0	36
1985	Bob Forester, PK	0	18	7	39
1986	Marshall Taylor, QB	7	1-1	0	44
1987	John Ivanic, PK	0	29	18	83
1988	John Ivanic, PK	0	12	15	57
1989	Stacey Robinson, QB	19	0	0	114
1990	Stacey Robinson, QB	19	1-3	0	120
1991	Willy Roy, Jr., PK	0	12	7	33
1992	Brian Steger, PK	0	21	12	57
1993	LeShon Johnson, TB	12	0	0	72
1994	Lance Lasseigne, PK	0	33	12	69
1995	Ralph Strickland, FL	9	0	0	54
1996	Charles Talley, TB	12	0	0	72
1997	Brian Clark, PK	0	13	6	31
1998	Brian Clark, PK	0	13	15	58
1999	Kent Baker, P-PK	0	35	12	71
2000	Thomas Hammock, TB	16	0	0	96
2001	Steve Azar, PK	0	31	20	91
2002	Michael Turner, TB	20	0	0	120
2003	Steve Azar, PK	0	41	21	104
2004	Garrett Wolfe, TB	21	0	0	126
2005	Garrett Wolfe, TB	17	0	0	102
2006	Garrett Wolfe, TB	19	1	0	116
2007	Justin Anderson, TB	11	0	0	66
2008	Mike Salerno, PK	0	34	18	88
2009	Mike Salerno, K	0	39	19	96
2010	Chad Spann, TB	22	0	0	132
2011	Mathew Sims, K	0	64	20	124
2012	Mathew Sims, K	1	67	15	118
2013	Jordan Lynch, QB	24	0	0	144
2014	Cameron Stingily, TB	14	0	0	84
2015	Joel Bouagnon, TB	18	0	0	108
2016	Christian Hagan, K	0	45	11	78

### SINGLE GAME TEAM RECORDS

#### Most Touchdowns

	TDs	Opponent	Date
1.	18	Wheaton	10-19-12*
2.	10	Buffalo	10-28-00
	10	Buffalo	11-26-10
4.	9	Fresno State	10-6-90
	9	Toledo	11-9-10
	9	Toledo	11-1-11
	9	Massachusetts	11-3-12
	9	Massachusetts	11-2-13
9.	8	Cincinnati	11-18-89
	8	UNLV	10-7-95
	8	Western Michigan	10-23-04
	8	Ball State	11-20-10
	8	Ball State	10-10-15

#### Most Points By Kicking

	Pts.	Opponent	Date
1.	19	Temple	10-21-06
2.	18	Ohio	11-16-82
3.	17	Fresno State	10-6-90
4.	16	Central Michigan	11-18-00
	16	Eastern Michigan	11-3-01
	16	Central Michigan	10-11-03
	16	Kent State	10-8-11
8.	15	Central Michigan	11-12-08
	15	Central Michigan	10-23-10
	15	Central Michigan	10-1-11
	15	Western Michigan	10-15-11
	15	Bowling Green (MACC)	12-5-14

#### Most Field Goals Made

	No.	Opponent	Date
1.	5	Ohio	11-6-82
	5	Temple	10-21-06
3.	4	12 Times	Last at Toledo, 11-3-15

#### Most Field Goals Attempted

	No.	Opponent	Date
1.	7	Temple	10-21-06
2.	6	Ohio	11-19-77
	6	Pacific	10-15-94
	6	Central Michigan	10-23-10
	6	Central Michigan	10-1-11
5.	5	Ohio	11-6-82
	5	Akron	10-20-12

#### Field Goal Percentage (minimum 4 made)

	Pct.	Opponent	FG / FGA	Date
1.	1.000	Ohio	5 / 5	11-6-82
	1.000	Kent State	4 / 4	11-4-78
	1.000	Kent State	4 / 4	11-3-79
	1.000	Toledo	4 / 4	11-12-83
	1.000	Wisconsin	4 / 4	9-17-88
	1.000	Eastern Michigan	4 / 4	11-11-00
	1.000	Central Michigan	4 / 4	11-18-00
	1.000	Kent State	4 / 4	10-8-11
	1.000	Toledo	4 / 4	11-3-15
10.	.714	Temple	5 / 7	10-21-06

#### Most PATs Made

	Pts.	Opponent	Date
1.	10	Buffalo	10-28-00
2.	9	Toledo	11-1-11
	9	Massachusetts	11-3-12
	9	Massachusetts	11-2-13
5.	8	Seven Times	Last vs. Eastern Michigan, 11-26-10

# NIU HUSKIES FOOTBALL RECORDS

## SCORING



*Steve Azar (2000-03) is the all-time leading scorer in NIU history.*

### ALL GAMES

#### Most Points by NIU in a Game

	Pts.	Opponent (Score)	Date
1.	114	Wheaton (114-7)	10-19-12 *
2.	91	Elmhurst (91-10)	11-5-21 *
3.	73	Fresno State (73-18)	10-6-90
	73	Buffalo (73-10)	10-28-00
5.	71	Eastern Michigan (71-3)	11-26-10
6.	65	Toledo (65-30)	11-9-10
7.	64	Mt. Morris (64-0)	10-16-20 *
	64	Mt. Morris (64-9)	10-22-21 *
9.	63	Toledo (63-60)	11-1-11
	63	Massachusetts (63-0)	11-3-12
	63	Massachusetts (63-19)	11-2-13

#### Most Points by NIU in a Half

	Pts.	Opponent (Half)	Date
1.	50	Fresno State (1st)	10-6-90
2.	45	Buffalo (1st)	10-28-00
3.	42	Western Michigan (1st)	10-23-04
	42	Massachusetts (1st)	11-2-13
4.	41	Miami (OH) (2nd)	10-12-02
5.	38	Western Michigan (2nd)	10-15-11
	38	Indiana State (1st)	9-23-06
	38	Illinois State (1st)	9-9-00
8.	37	Central Michigan (2nd)	10-11-03
	37	Eastern Michigan (1st)	11-5-09
	37	Toledo (2nd)	11-9-10
	37	Eastern Michigan (1st)	11-26-10
	37	Miami (OH) (1st)	10-18-14

#### Most Points by NIU in a Quarter

	Pts.	Opponent (Quarter)	Date
1.	34	Miami (OH) (4th)	10-12-02
2.	29	Illinois State (2nd)	10-19-63 *
	29	Fresno State (2nd)	10-6-90

#### Most Points by NIU Opponent in a Game

	Pts.	Opponent (Score)	Date
1.	115	by Beloit (115-0)	10-4-13 *
2.	96	by St. Viator (96-0)	10-23-15 *
3.	73	by Kansas State (73-7)	9-12-98
4.	70	by Toledo (70-21)	10-27-07

5.	69	by Central Michigan (69-7)	11-15-75
6.	67	by Oregon State (67-28)	11-16-96
7.	66	by North Central (66-0)	11-22-13 *
8.	65	by Beloit (65-0)	9-28-12 *
9.	63	by Millikin (63-0)	10-8-21 *
	63	by Ohio (63-15)	11-20-76

#### Largest NIU Winning Margin

	Margin	Score	Opponent	Date
1.	107	114-7	Wheaton	10-19-12 *
2.	81	91-10	Elmhurst	11-5-21 *
3.	68	71-3	Eastern Michigan	11-26-10
4.	64	64-0	Mt. Morris	10-16-20 *
5.	63	73-10	Buffalo	10-28-00
	63	63-0	Massachusetts	11-3-12
7.	61	61-0	Winona State	9-21-63 *
8.	59	59-0	Elmhurst	11-5-21 *
9.	55	64-9	Mt. Morris	10-22-21 *
	55	73-18	Fresno State	10-6-90

#### Largest NIU Losing Margin

	Margin	Score	Opponent	Date
1.	115	115-0	Beloit	10-4-13 *
2.	96	96-0	St. Viator	10-23-15 *
3.	66	66-0	North Central	11-12-13 *
	66	73-7	Kansas State	9-12-98
5.	65	65-0	Beloit	9-28-12 *
6.	63	63-0	Millikin	10-8-21 *
7.	62	69-7	Central Michigan	11-15-75
8.	61	61-0	Central Michigan	10-8-55 *
9.	56	62-6	Lombard	11-9-23 *
10.	54	54-0	Southern Illinois	10-23-76
	54	57-3	Iowa	9-20-86

### Longest Scoring Plays

	Yds.	Player (Passer)	Opponent	Type	Date
1.	100	Dave Petway	Southern Illinois	INT	10-22-77
	100	Tommylee Lewis	Toledo	KR	11-1-11
3.	99	Reino Nori	UW-Whitewater	RUSH	11-17-34
	99	Justin McCareins (D. Urban)	Ball State	REC	9-30-00
	99	Tommylee Lewis	Purdue	KR	9-28-13
6.	98	Byron Florence	Western Michigan	KR	9-23-72
7.	97	John Spilis	Bowling Green	KR	11-16-68
	97	Mike Pinckney	Long Beach State	KR	9-5-80
	97	Aregeros Turner	Buffalo	KR	10-22-16
9.	96	Darrell Hill (C. Finlen)	Eastern Michigan	REC	11-20-99
	96	Aregeros Turner	Boise State	KR	12-23-15
11.	95	William Andrews	Buffalo	KR	10-2-99
	95	Chase Carter	Idaho	INT	9-22-07
	95	Tommylee Lewis	Toledo	KR	11-1-11
14.	94	Curt Pardridge	Wisconsin	KR	9-14-85
15.	93	Rich Bader (G. Bork)	Eastern Michigan	REC	11-5-60
	93	Michael Turner	Wake Forest	KR	8-29-02
	93	Tommylee Lewis	Eastern Michigan	KR	11-23-12
18.	92	Bob Florence	Western Michigan	KR	9-21-74
	92	Darryl Richardson	Ohio	RUSH	11-16-85
	92	Gerald Nickelberry	Arkansas State	FR	9-18-83
	92	LeShon Johnson	Southern Illinois	RUSH	10-2-93
	92	Deon Mitchell	Bowling Green	KR	10-4-97
	92	Matt Simon (D. Nicholson)	Central Michigan	REC	9-29-07
	91	Nathan Palmer (C. Harnish)	Minnesota	REC	8-30-08
25.	90	Dan Sheldon	Kent State	PR	9-28-02
	90	Jordan Lynch	Buffalo	RUSH	10-9-10



# NIU HUSKIES FOOTBALL RECORDS

## SCORING

### MAC GAMES ONLY

#### Most Points by NIU in a Game

	Pts.	Score	Opponent (Score)	Date
1.	73	73-10	Buffalo	10-28-00
2.	71	71-3	Eastern Michigan	11-26-10
3.	65	65-30	Toledo	11-9-10
4.	63	63-60	Toledo	11-1-11
	63	63-0	Massachusetts	11-3-12
	63	63-19	Massachusetts	11-2-13
7.	59	59-38	Western Michigan	10-23-04
	59	59-21	Ball State	11-20-10
	59	59-17	Eastern Michigan	10-26-13
	59	59-41	Ball State	10-10-15
11.	55	55-24	Central Michigan	9-29-12

#### Most Points by NIU in a Half

	Pts.	Opponent (Half)	Date
1.	45	Buffalo (1st)	10-28-00
2.	42	Western Michigan (1st)	10-23-04
	42	Massachusetts (1st)	11-2-13
4.	41	Miami (OH) (2nd)	10-12-02
5.	38	Western Michigan (2nd)	10-15-11
	38	Eastern Michigan (1st)	10-26-13
7.	37	Central Michigan (2nd)	10-11-03
	37	Eastern Michigan (1st)	11-5-09
	37	Toledo (2nd)	11-9-10
	37	Eastern Michigan (1st)	11-26-10
	37	Miami (OH) (1st)	10-18-14



*Chad Spann's school-record 22 touchdowns contributed to a record-setting season for the 2010 Huskies.*

#### Most Points by NIU in a Quarter

	Pts.	Opponent (Quarter)	Date
1.	34	Miami (OH) (4th)	10-12-02
2.	28	Buffalo (2nd)	10-28-00
	28	Ball State (2nd)	10-5-02
	28	Central Michigan (3rd)	10-11-03
	28	Central Michigan (3rd)	10-16-04
	28	Western Michigan (2nd)	10-23-04
	28	Toledo (3rd)	11-9-10
	28	Ball State (2nd)	10-10-15
9.	27	Ball State (2nd)	11-1-03
10.	25	Central Michigan (4th)	10-1-11

#### Most Points by NIU Opponent

	Pts.	Score	Opponent	Date
1.	70	70-21	Toledo	10-27-07
2.	69	69-7	Central Michigan	11-15-75
3.	63	63-15	Ohio	11-20-76
4.	60	63-60	Toledo	11-1-11
5.	52	52-22	Western Michigan	10-21-00
6.	49	49-21	Western Michigan	9-24-77
	49	49-30	Toledo	11-15-03
8.	48	48-42	Akron (OT)	9-24-05
	48	48-41	Central Michigan	10-1-11
10.	47	47-27	Bowling Green	12-6-13

#### Largest NIU Winning Margin

	Margin	Score	Opponent	Date
1.	68	71-3	Eastern Michigan	11-26-10
2.	63	73-10	Buffalo	10-28-00
	63	63-0	Massachusetts	11-3-12
4.	49	49-0	Central Michigan	10-19-03
5.	44	50-6	Eastern Michigan	11-5-09
	44	63-19	Massachusetts	11-2-13
7.	43	50-7	Kent State	10-23-99
8.	42	45-3	Buffalo	10-13-12
	42	49-7	Eastern Michigan	11-23-12
10.	39	59-20	Eastern Michigan	10-26-13

#### Largest NIU Losing Margin

	Margin	Score	Opponent	Date
1.	62	69-7	Central Michigan	11-15-75
2.	49	70-21	Toledo	10-27-07
3.	48	63-15	Ohio	11-20-76
4.	42	42-0	Kent State	11-25-76
	42	42-0	Ball State	11-17-79
	42	42-0	Miami (OH)	11-15-97
7.	34	44-10	Central Michigan	8-28-97
8.	32	41-9	Marshall	10-30-99
9.	31	37-6	Western Michigan	9-18-76
	31	31-0	Toledo	11-21-81
	31	41-10	Miami (OH)	11-7-98

# NIU HUSKIES FOOTBALL RECORDS

## TOTAL OFFENSE

### TEAM RECORDS

#### Most Plays

Game: 109, vs. Presbyterian (8-28-14)  
Season: 1,073 (2013) and (2014)

#### Most Net Yards Gained

Game: 806, vs. Fresno State (10-6-90)  
Season: 7,277 (2013)

#### Most Net Yards Gained in a Half

Game: 532, vs. Fresno State (10-6-90)

#### Highest Average Yards Per Play

Game: 13.2, vs. Eastern Michigan (11-26-10)  
Season: 6.92 (2010)

#### Highest Average Yards Per Game

Season: 519.8 (2013)

#### Most Touchdowns (Rushing And Passing)

Season: 70 (2012)

#### Most First Downs Gained

Game: 43, vs. Ball State (11-15-11)  
Season: 365 (2013)

#### Most First Downs Gained in a Half

Game: 29, vs. Ball State (11-15-11)

#### Most First Downs Rushing

Game: 31, vs. Fresno State (10-6-90)  
Season: 215 (2013)

#### Most First Downs Passing

Game: 24, vs. Illinois State (10-19-63)\*  
Season: 149 (2011)

#### Most First Downs By Penalty

Season: 27 (2006)

\*Indicates College Division



### TEAM SEASON HIGHS

#### Plays

	Plays	Yards	Year
1.	1,073	7,277	2013
	1,073	6,177	2014
3.	1,047	5,579	2015
4.	1,023	6,574	2012
5.	1,003	6,664	2011
6.	949	5,565	2016
7.	910	6,300	2010
8.	899	4,059	1978
9.	874	4,420	1987
10.	858	4,547	2003

#### Total Offensive Yards

	Yards	Plays	Year
1.	7,277	1,073	2013
2.	6,664	1,003	2011
3.	6,574	1,023	2012
4.	6,300	910	2010
5.	6,177	1,073	2014
6.	5,579	1,047	2015
7.	5,565	949	2016
8.	5,329	815	2005
9.	5,265	855	2004
10.	4,722	829	2006

#### Most Yards Per Play

	Avg.	Plays	Yards	Year
1.	6.92	910	6,300	2010
2.	6.78	1,073	7,277	2013
3.	6.64	1,003	6,664	2011
4.	6.63	553	3,958	1963*
5.	6.54	815	5,329	2005
6.	6.43	1,023	6,574	2012
7.	6.31	739	4,661	1990
8.	6.16	855	5,265	2004
9.	5.95	558	3,319	1950*
10.	5.86	949	5,565	2016

#### Most Yards Per Game

	YPG	G	Yards	Year
1.	519.8	14	7,277	2013
2.	476.0	14	6,664	2011
3.	469.6	14	6,574	2012
4.	463.8	12	5,565	2016
5.	450.0	14	6,300	2010
6.	444.1	12	5,329	2005
7.	441.2	14	6,177	2014
8.	439.8	10	3,958	1963*
9.	438.8	12	5,265	2004
10.	427.8	11	4,706	2000

#### Total First Downs

	No.	Year
1.	365	2013
2.	333	2011
3.	326	2012
4.	319	2014
5.	303	2010
6.	283	2015
7.	282	2016
8.	261	2004
9.	255	2000
10.	254	2005

Running back Garrett Wolfe ranks on the Huskies' rushing, all-purpose, scoring and total offense charts.

### Rushing First Downs

	No.	Year
1.	215	2013
2.	183	1990
	183	2014
4.	180	1989
5.	177	1973
6.	172	1987
7.	163	2012
8.	158	2011
9.	154	2010
10.	147	1972

### Passing First Downs

	No.	Year
1.	149	2011
2.	144	2012
3.	133	2013
4.	132	2010
5.	129	1963
6.	125	2015
7.	122	2016
8.	121	2014
9.	120	2006
10.	115	1962

### INDIVIDUAL RECORDS

#### Most Plays

Game: 75, Pete Kraker vs. Central Michigan (11-13-76)  
Season: 696, Jordan Lynch (2013)  
Career: 1,648, Chandler Harnish (2008-2011)

#### Most Net Yards Gained

Game: 569, Jordan Lynch vs. Toledo (11-14-12)  
Season: 4,953, Jordan Lynch (2012)  
Freshman: 2,067, Chandler Harnish (2008)  
Sophomore: 3,222, Drew Hare (2014)  
Junior: 4,953, Jordan Lynch (2012)  
Senior: 4,812, Jordan Lynch (2013)  
Career: 11,927, Chandler Harnish (2008-2011)

#### Highest Average Yards Per Play

Season (min. 125): 7.95, Chandler Harnish (2011)  
Career (min. 350): 7.24, Chandler Harnish (2008-2011)

#### Highest Average Yards Per Game

Season: 353.8, Jordan Lynch (2012)  
Career: 253.8, Chandler Harnish (2008-2011)

#### Touchdowns Responsible For (Rushing and Passing)

Game: 7, Bill Anderson vs. Wheaton (7 rush), 10-19-12\*;  
George Bork vs. UW-Whitewater (7 pass), 9-14-63\*  
Season: 47, Jordan Lynch (24 pass, 23 rush), 2013  
Career: 99, Jordan Lynch (51 pass, 48 rush), 2009-2013

# NIU HUSKIES FOOTBALL RECORDS

## TOTAL OFFENSE

### CAREER LEADERS

#### Total Yards

Player	Seasons	Plays	Rush	Pass	Total
1. Chandler Harnish	2008-11	1,648	2,983	8,944	11,927
2. Jordan Lynch	2009-13	1,486	4,343	6,209	10,552
3. Chris Finlen	1997, 99-01	1,137	237	6,551	6,778
4. George Bork	1960-63*	1,002	-380	6,782	6,402
5. Marshall Taylor	1985-88	1,247	1,971	4,167	6,138
6. Drew Hare	2013-16	935	1,201	4,862	6,063
7. Josh Haldi	2001-04	945	-66	6,015	5,949
8. Garrett Wolfe	2004-06	807	5,214	0	5,214
9. Michael Turner	2000-03	940	4,941	0	4,941
10. Phil Horvath	2004-06	790	-60	4,887	4,827

#### Touchdowns Responsible For

Player	Seasons	Scored	Pass	TD
1. Jordan Lynch	2009-13	48	51	99
2. Chandler Harnish	2008-11	24	68	92
3. George Bork	1960-63*	5	60	65
4. Josh Haldi	2001-04	6	55	61
5. Chris Finlen	1997, 99-01	10	42	52
Garrett Wolfe	2004-06	52	0	52
7. Stacey Robinson	1988-90	38	13	51
8. Drew Hare	2013-16	11	37	48
9. Bob Heimerdinger	1948-51*	9	38	47
10. Michael Turner	2000-03	46	0	46

#### Yards Per Play (minimum 350 plays)

Player	Seasons	Plays	Yards	Avg.
1. Chandler Harnish	2008-11	1,648	11,927	7.24
2. Jordan Lynch	2009-13	1,486	10,552	7.10
3. Stacey Robinson	1989-90	662	4,405	6.65
4. Drew Hare	2013-16	935	6,063	6.48
5. Garrett Wolfe	2004-06	807	5,214	6.46
6. George Bork	1960-63*	1,002	6,402	6.39
7. Josh Haldi	2001-04	945	6,015	6.30
8. Phil Horvath	2004-06	790	4,827	6.11
9. Chris Finlen	1997, 99-01	1,137	6,788	5.97
10. Dan Nicholson	2005-08	527	3,559	5.6

#### Most Plays

Player	Seasons	Plays
1. Chandler Harnish	2008-11	1,648
2. Jordan Lynch	2009-13	1,486
3. Marshall Taylor	1985-88	1,247
4. Chris Finlen	1997, 99-01	1,137
5. George Bork	1960-63*	1,002
6. Josh Haldi	2001-05	945
7. Michael Turner	2000-03	940
8. Drew Hare	2013-16	935
9. Pete Kraker	1976-78	876
10. Allen Ross	1977-80	867

\*Indicates College Division

### SINGLE SEASON LEADERS

#### Total Yards

Player	Season	Plays	Rush	Pass	Total
1. Jordan Lynch	2012	688	1,815	3,138	4,953
2. Jordan Lynch	2013	696	1,920	2,892	4,812
3. Drew Hare	2014	485	900	2,322	3,222
4. Chandler Harnish	2011	578	1,379	3,216	4,595
5. Chandler Harnish	2010	429	836	2,530	3,366
6. George Bork	1963 *	413	-132	3,077	2,945
7. Josh Haldi	2003	411	-65	2,544	2,479
8. George Bork	1962 *	397	-108	2,506	2,398
9. Ron Christian	1965 *	377	206	2,101	2,307
10. Stacey Robinson	1989	351	1,443	863	2,306

#### Touchdowns Responsible For

Player	Season	Rush	Pass	Total
1. Jordan Lynch	2013	23	24	47
2. Jordan Lynch	2012	19	25	44
3. Chandler Harnish	2011	11	28	39
4. George Bork	1963 *	1	32	33
5. Josh Haldi	2003	3	25	28
Chandler Harnish	2010	7	21	28
7. Stacey Robinson	1990	19	8	27
8. George Bork	1962 *	4	22	26
Drew Hare	2014	8	18	26
10. Ron Christian	1965 *	2	23	25

#### Yards Per Play (minimum 125 plays)

Player	Season	Plays	Yards	Avg.
1. Chandler Harnish	2011	578	4,595	7.95
2. Chandler Harnish	2010	429	3,366	7.85
3. Phil Horvath	2005	272	2,001	7.43
4. Jordan Lynch	2012	688	4,953	7.20
5. George Bork	1963	413	2,945	7.13
6. Chris Finlen	2000	274	1,947	7.11
7. Jordan Lynch	2013	696	4,812	6.91
8. Anthony Maddie	2016	257	1,771	6.89
9. Chris Finlen	2004	218	1,473	6.76
10. Stacey Robinson	1990	311	2,099	6.75

#### Most Plays

Player	Season	Yards	Plays
1. Jordan Lynch	2013	4,812	696
2. Jordan Lynch	2012	4,953	688
3. Chandler Harnish	2011	4,595	578
4. Drew Hare	2014	3,222	485
5. Chandler Harnish	2010	3,366	429
6. Chris Finlen	2001	2,142	417
7. George Bork	1963*	2,945	413
8. Josh Haldi	2003	2,479	411
9. George Bork	1962*	2,398	397
10. Ron Christian	1965*	2,307	377

### SINGLE GAME LEADERS

#### Total Offense

Yards	Player	Opponent	Date
1. 569	Jordan Lynch	vs. Toledo	11-14-12
2. 519	Chandler Harnish	vs. Ball State	11-15-11
3. 477	Phil Horvath	vs. Akron	9-24-05
4. 471	Jordan Lynch	vs. Central Michigan	10-19-13
5. 468	Jordan Lynch	vs. Ball State	11-13-13
6. 467	Jordan Lynch	vs. Army	9-15-12
7. 465	Chandler Harnish	vs. Central Michigan	10-1-11
8. 458	Anthony Maddie	at Ball State	10-1-16
9. 452	Chandler Harnish	vs. Bowling Green	11-8-11
10. 438	George Bork	vs. Illinois State	11-3-62*

# NIU HUSKIES FOOTBALL RECORDS

## TOTAL OFFENSE



Chandler Harnish and Jordan Lynch led the best offenses in school history during their storied careers.

### YEAR-BY-YEAR LEADERS

Year	Player, Pos.	Plays	Rush	Pass	Total
1948	Don Fortunato, QB	195	-89	1,214	1,125
1949	Bob Heimerdinger, QB	161	154	769	923
1950	Bob Heimerdinger, QB	286	185	1,597	1,782
1951	Bob Heimerdinger, QB	292	65	1,710	1,775
1952	Bill Graham, HB	197	205	505	710
1953	Wes Luedeking, HB	97	330	0	330
1954	Ron Hicks, QB	138	-13	617	604
1955	Don Coulom, QB	125	27	402	429
1956	Tom Skubich, HB	92	404	0	404
1957	Lew Flinn, QB	141	-127	897	770
1958	Lew Flinn, QB	161	-30	916	886
1959	Lew Flinn, QB	202	-114	1,420	1,306
1960	Tom Beck, QB	234	67	1,176	1,243
1961	George Bork, QB	139	-75	841	766
1962	George Bork, QB	397	-108	2,506	2,398
1963	George Bork, QB	413	-132	3,077	2,945
1964	Jack Dean, HB-QB	270	733	716	1,449
1965	Ron Christian, QB	377	206	2,101	2,307
1966	Mike Griesman, QB	373	99	1,899	1,998
1967	Bob Carpenter, QB	214	-64	1,169	1,105
1968	Bob Carpenter, QB	293	-160	1,421	1,261
1969	Steve Parker, QB	282	281	827	1,108
1970	Terry Drugan, QB	175	128	561	689
1971	Terry Drugan, QB	262	6	957	963
1972	Mark Kellar, FB	285	1,316	0	1,316
1973	Mark Kellar, FB	291	1,719	0	1,719
1974	Vince Smith, TB	131	720	0	720
1975	Jerry Golsteyn, QB	251	-48	1,539	1,491
1976	Pete Kraker, QB	263	214	525	739
1977	Allen Ross, TB	274	1,043	0	1,043
1978	Pete Kraker, QB	364	21	1,731	1,752
1979	John Gibbons, QB	194	53	747	800
1980	John Gibbons, QB	278	96	1,119	1,215
1981	Rick Bridges, QB	182	196	636	832
1982	Pete Roth, TB	220	1,008	0	1,008
1983	Tim Tyrrell, QB	355	539	1,260	1,799
1984	Darryl Taylor, QB	161	-1	938	937

Year	Player, Pos.	Plays	Rush	Pass	Total
1985	Marshall Taylor, QB	370	438	1,162	1,600
1986	Marshall Taylor, QB	307	426	993	1,419
1987	Marshall Taylor, QB	296	826	1,039	1,865
1988	Marshall Taylor, QB	274	281	973	1,254
1989	Stacey Robinson, QB	351	1,443	863	2,306
1990	Stacey Robinson, QB	311	1,238	861	2,099
1991	Adam Dach, FB	165	847	0	847
1992	LeShon Johnson, TB	265	1,338	0	1,338
1993	LeShon Johnson, TB	328	1,976	0	1,976
1994	Aaron Gilbert, QB	245	-23	1,437	1,414
1995	Charles Talley, TB	285	1,540	0	1,540
1996	Brandon Barker, QB	267	-114	1,223	1,109
1997	Chris Finlen, QB	188	-18	1,107	1,089
1998	Craig Harmon, QB	196	-77	795	718
1999	Chris Finlen, QB	258	59	1,551	1,610
2000	Chris Finlen, QB	274	90	1,857	1,947
2001	Chris Finlen, QB	417	106	2,036	2,142
2002	Josh Haldi, QB	313	-90	2,027	1,937
2003	Josh Haldi, QB	411	-65	2,544	2,479
2004	Garrett Wolfe, TB	256	1,656	0	1,656
2005	Phil Horvath, QB	272	21	2,001	2,022
2006	Garrett Wolfe, TB	309	1,928	0	1,928
2007	Dan Nicholson, QB	269	-66	1,633	1,567
2008	Chandler Harnish, QB	329	539	1,528	2,067
2009	Chandler Harnish, QB	312	229	1,670	1,899
2010	Chandler Harnish, QB	429	836	2,530	3,366
2011	Chandler Harnish, QB	578	1,379	3,216	4,595
2012	Jordan Lynch, QB	688	1,815	3,138	4,953
2013	Jordan Lynch, QB	696	1,920	2,892	4,812
2014	Drew Hare, QB	485	900	2,322	3,222
2015	Drew Hare, QB	361	252	1,962	2,214
2016	Anthony Maddie, QB	257	558	1,213	1,771

### Top Total Offense Games

	Yards	Opponent	Date
1.	806	vs. Fresno State	10-6-90
2.	710	vs. Ball State	11-15-11
3.	698	vs. Kent State	10-5-13
4.	697	vs. Western Michigan	10-15-11
5.	683	vs. UNLV	10-7-95
6.	658	vs. Eastern Michigan	10-26-13
	658	vs. Miami (Ohio)	10-18-14
8.	653	vs. Ball State	10-1-16
9.	652	vs. Western Michigan	10-23-04
10.	646	vs. Buffalo	10-28-00
	646	vs. Eastern Michigan	11-26-10
12.	643	vs. Murray State	9-12-15
13.	636	vs. Ball State	10-10-15
14.	635	vs. Presbyterian	8-28-14
15.	623	vs. Cincinnati	11-18-89
	623	vs. Bowling Green	11-8-11
17.	622	vs. Central Michigan	9-29-12
18.	616	vs. UNLV	9-13-14
19.	612	vs. Massachusetts	11-2-13
20.	610	vs. Ball State	9-30-06
	610	vs. Massachusetts	11-3-12
22.	609	vs. Eastern Illinois	9-24-94
23.	602	vs. Eastern Illinois	9-21-13
24.	596	vs. Toledo	11-14-12
25.	592	vs. Central Michigan	10-19-13
26.	591	vs. Tennessee Tech	9-17-05
27.	590	vs. Eastern Michigan	10-24-15
28.	587	vs. Kent State	10-8-11



# NIU HUSKIES FOOTBALL RECORDS

## HUSKIE STADIUM

### TEAM RECORDS

#### Total Offense

Plays: 109, NIU vs. Presbyterian (8-28-14)  
Yards: 806, NIU vs. Fresno State (10-6-90)

#### Rushing

Attempts: 81, NIU vs. Cal State-Fullerton (10-24-97)  
Yards: 733, NIU vs. Fresno State (10-6-90)  
Touchdowns: 9, NIU vs. Fresno State (10-6-90)

#### Passing

Attempts: 60, Southern Illinois vs. NIU (10-7-89)  
Completions: 41, Southern Illinois vs. NIU (10-7-89)  
Completion Percentage: .928 (13-14), NIU vs. Ball State (11-12-09)  
Yards: 415, Louisiana Tech vs. NIU (10-22-94)  
Touchdowns: 7, NIU vs. Illinois State (11-6-65)\*  
Interceptions: 8, NIU vs. West Texas State (11-4-67)\*

#### First Downs

Total: 43, NIU vs. Ball State (11-15-11)  
Rushing: 31, NIU vs. Fresno State (10-6-90)  
Passing: 21, Southern Illinois vs. NIU (10-7-89)

#### Scoring

Points: 73, NIU vs. Fresno State (10-6-90);  
73, NIU vs. Buffalo (10-28-2000)  
Touchdowns: 10, NIU vs. Buffalo (10-28-2000)  
Kicking PATs Made: 10, NIU vs. Buffalo (10-28-2000)  
Kicking PATs Attempted: 10, NIU vs. Buffalo (10-28-2000)  
Two-point PATs Made: 3, Northern Arizona vs. NIU (10-12-68)\*  
Two-point PATs Attempted: 4, Buffalo vs. NIU (11-21-70)  
Field Goals Made: 6, Toledo vs. NIU (11-21-92)  
Field Goal Attempts: 7, Toledo vs. NIU (11-21-92);  
7, NIU vs. Temple (10-20-06)

#### Punting

Punts: 13, UW-Milwaukee vs. NIU (11-19-66)\*  
Yards: 473, NIU vs. Ball State (10-25-69)  
Average (min.3): 50.4, NIU vs. Ball State (11-17-01)

#### Interceptions

Interceptions: 8, West Texas State vs. NIU (11-4-67)\*  
Yards: 157, Illinois State vs. NIU (10-26-74)

#### Punt Returns

Returns: 12, NIU vs. UW-Milwaukee (11-19-66)\*  
Yards: 119, NIU vs. Central Michigan (10-19-02)

#### Kickoff Returns

Returns: 9, Buffalo vs. NIU (10-28-2000)  
9, Eastern Michigan vs. NIU (11-5-09)  
9, Toledo vs. NIU (11-9-10)  
9, Presbyterian vs. NIU (8-28-14)  
Yards: 226, Toledo vs. NIU (11-9-10)

#### Penalties

Number: 17, Long Beach State vs. NIU (9-18-71)  
17, Marshall vs. NIU (10-6-01)  
Yards: 159, Long Beach State vs. NIU (9-18-71)

#### Fumbles

Number: 10, NIU vs. Murray State (10-20-90)  
Lost: 7, West Texas State vs. NIU (10-21-72)

### INDIVIDUAL RECORDS

#### Total Offense

Plays: 75, Pete Kraker (NIU) vs. Central Michigan (11-13-76)  
Yards: 569, Jordan Lynch (NIU) vs. Toledo (11-14-12)

#### Rushing

Attempts: 52, Michael Turner (NIU) vs. Central Michigan (11-18-00)  
Yards: 322, LeShon Johnson (NIU) vs. Southern Illinois (10-2-93)  
Touchdowns: 5, four times, most recently Joel Bouagnon (NIU) vs. Bowling Green (11/1/16)

#### Passing

Attempts: 60, Scott Gabbert (Southern Illinois) vs. NIU (10-7-89)  
Completions: 41, Scott Gabbert (Southern Illinois) vs. NIU (10-7-89)  
Completion Pct.: .906, Drew Hare (NIU) vs. Ball State (10-10-15)  
Yards: 415, Jason Martin (Louisiana Tech) vs. NIU (10-22-94)  
Touchdowns: 5, Chandler Harnish (NIU) vs. Army (9-3-11)  
Interceptions: 7, Bob Carpenter (NIU) vs. West Texas State (11-4-67)\*

#### Receiving

Receptions: 14, three times, most recently P.J. Fleck (NIU) vs. Ohio (10-4-03)  
Yards: 234, P.J. Fleck (NIU) vs. Ohio (10-4-03)  
Touchdowns: 3, four times, most recently Troy Edwards (Louisiana Tech) vs. NIU (11-2-96)

#### Scoring

Touchdowns: 5, four times, most recently Joel Bouagnon (NIU) vs. Bowling Green (11-1-16)  
Kicking PATs Made: 10, Steve Azar (NIU) vs. Buffalo (10-28-00)  
Kicking PATs Attempted: 10, Steve Azar (NIU) vs. Buffalo (10-28-00)  
Field Goals: 6, Rusty Hanna (Toledo) vs. NIU (11-21-92)  
Field Goal Attempts: 7, Rusty Hanna (Toledo) vs. NIU (11-21-92)  
7, Chris Nendick (NIU) vs. Temple (10-21-06)  
19, Rusty Hanna (Toledo) vs. NIU (11-21-92)  
Points Scored by Kicking: 19, Chris Nendick (NIU) vs. Temple (10-21-06)

#### Punting

Punts: 13, Jim Skarie (UW-Milwaukee) vs. NIU (11-19-66)\*  
Yards: 473, Tom Wittum (NIU) vs. Ball State (10-25-69)  
Average (min. 3): 50.4, Jimmy Erwin (NIU) vs. Ball State (11-17-01)

#### Interceptions

Interceptions: 3, three times, most recently Vince Thompson (NIU) vs. Buffalo (10-28-00)  
Yards: 131, Doug Simper (Illinois State) vs. NIU (10-26-74)

#### Long Plays

Rush: 92, Darryl Richardson (NIU) vs. Ohio (11-16-85)  
92, LeShon Johnson (NIU) vs. S. Illinois (10-2-93)  
Pass: 96, Chris Finlen-Darrell Hill (NIU) vs. E. Michigan (11-20-99)  
Interception Return: 100, Dave Petway (NIU) vs. S. Illinois (10-22-77)  
Kickoff Return: 100, Lincoln Dupree (E. Michigan) vs. NIU (11-20-99)  
Punt Return: 90, Dan Sheldon (NIU) vs. Kent State (9-28-02)  
Field Goal: 54, Brian Jackson (Ball State) vs. NIU (10-29-05)

# NIU HUSKIES FOOTBALL RECORDS

## RECORD & ATTENDANCE

### All-Time Won-Loss Record

Overall:	571-483-51 (.541)
At Home (since 1922):	287-152-14 (.649)
In Huskie Stadium:	168-102-2 (.621)
On Road (since 1922):	201-263-15 (.436)
At Neutral Sites (since 1922):	8-13 (.381)
In MAC Games:	141-96-2 (.594)
In MAC Home Games:	77-42-1 (.646)
In MAC Road Games:	64-54-1 (.542)

### Streaks

Longest Winning Streak	12 games (9-8-12 — 11-30-12; 8-31-13 — 11-26-13)
Longest Losing Streak:	23 games (9-28-96 — 10-10-98)
Longest Huskie Stadium Winning Streak:	28 games (10-3-09 — 10-4-14)
Longest Home Losing Streak:	14 games (10-28-95 — 9-19-98)
Longest Road Winning Streak:	17 games (10-22-11 — 11-13-14)
Longest Road Losing Streak:	16 games (10-11-75 — 10-15-77)
Longest MAC Winning Streak:	25 games (10-8-11 — 11-26-13)
Longest MAC Losing Streak:	13 games (10-25-75 — 10-15-77)



*NIU teams dominated on the Huskie Stadium turf from 2009-2014, compiling a school-record 28-game home winning streak.*

## ATTENDANCE

### Huskie Stadium Single Game (Since 2007)

Date	Opponent	Attendance
1. 9-8-07	Southern Illinois	24,182
2. 9-14-13	Eastern Illinois	23,595
10-12-13	Akron	23,595
4. 10-13-07	Western Michigan	23,057
5. 10-18-08	Toledo	22,092
6. 9-12-09	Western Illinois	21,427
7. 10-16-10	Buffalo	21,230
8. 10-15-11	Western Michigan	20,277
9. 10-26-13	Eastern Michigan	20,185

### Single Game (Home)

Date	Opponent	Attendance
1. 9-1-07	Iowa*	61,500
2. 9-1-12	Iowa*	52,117
3. 9-17-11	Wisconsin*	41,068
4. 10-18-03	Western Michigan	28,221
5. 9-27-03	Iowa State	28,218
6. 9-11-04	Southern Illinois	28,071
7. 8-28-03	Maryland	28,018
8. 9-12-81	Long Beach State	27,802
9. 11-9-04	Toledo	27,719
10. 11-12-04	Toledo	27,700

\*Game played at Soldier Field

### Single Game (Road)

Date	Opponent	Attendance
1. 9-3-05	Michigan	110,971
2. 9-19-15	Ohio State	104,095
3. 9-2-06	Ohio State	103,896
4. 10-4-08	Tennessee	99,539
5. 9-14-96	Penn State	95,589
6. 11-4-95	Florida	84,992
7. 10-19-91	Florida	83,708
8. 9-20-03	Alabama	83,018
9. 10-20-07	Wisconsin	81,883
10. 9-5-09	Wisconsin	80,532

### MAC Single Game (Home)

Date	Opponent	Attendance
1. 10-18-03	Western Michigan	28,221
2. 11-9-04	Toledo	27,719
3. 10-15-05	Eastern Michigan	27,641
4. 11-12-83	Toledo	27,700
5. 10-16-04	Central Michigan	27,385
6. 10-20-06	Temple	27,039
7. 10-13-84	Eastern Michigan	26,685
8. 9-29-84	Ball State	26,445
9. 10-19-85	Toledo	26,420
10. 10-2-04	Akron	26,266

### Homecoming

Date	Opponent	Attendance
1. 10-18-03	Western Michigan	28,221
2. 10-15-05	Eastern Michigan	27,641
3. 10-16-04	Central Michigan	27,385
4. 10-20-06	Temple	27,039
5. 10-13-84	Eastern Michigan	26,685
6. 10-19-85	Toledo	26,420
7. 10-7-89	Southern Illinois	23,933
8. 10-27-79	Southern Illinois	23,740
9. 10-12-13	Akron	23,595
10. 10-23-82	Eastern Michigan	23,350

### Season Average

Year	Average	Games
1. 2004	27,052	5
2. 2007*	25,137	6
3. 2003	23,575	7
4. 1983	23,488	4
5. 2005	22,176	5
6. 1982	21,578	5
7. 2002	20,953	6
8. 2006	20,771	6
9. 2012*	20,877	7
10. 2013	20,669	5

\*Includes game played at Soldier Field





---

# NIU FOOTBALL HISTORY

---



## RETIRED JERSEYS

### DAVE PETZKE

**6** SE | 1977-78  
Faribault, Minn.



In 1978, Dave Petzke made his No. 6 Northern Illinois University football jersey one of the most famous in the land.

At 6-1, 180, Petzke was the master of the sideline curl pattern. His disciplined pass routes drew comparisons to National Football League great Raymond Berry.

In two seasons after transferring from Waldorf (Iowa) College, No. 6 caught 148 career passes for 1,958 yards and 16 touchdowns.

As a junior, Petzke finished seventh in the nation with 57 catches for 743 yards in 1977. A year later, he led the major college ranks with a school and then Mid-American Conference record 91 receptions for 1,215 yards and 11 TDs.

Petzke won the 1978 NCAA Division I-A receiving title by 29 catches. At the time, only three other players in the game's history — Tulsa's Howard Twilley (134), Brigham Young's Jay Miller (100), and Idaho's Jerry Hendren (95) — had caught more passes in one season.

He still owns the Huskie school records for most receptions per game in a season (8.3) and in a career (6.7) and his six 100-yard receiving games in 1978 are tied with Justin McCareins for the single season school record. His 91 catches in 1978 are 14 more than any other player in NIU history.

The Faribault, Minn., product received the school's highest major-college gridiron accolade by making third team *Associated Press* All-America as a senior.

In 1987, he was inducted into the NIU Athletics Hall of Fame.

#### Petzke's Career Honors and Awards

- ▶ Third Team *Associated Press* All-American, 1978
- ▶ Mid-American Conference Player of the Year, 1978
- ▶ All-Mid American Conference, 1978
- ▶ NCAA Statistical Champion (Receiving Yards), 1978
- ▶ MAC Statistical Champion (Receiving), 1978
- ▶ Northern Illinois Most Valuable Player, 1977
- ▶ Can-Am Game, 1978
- ▶ Northern Illinois University Athletics Hall of Fame, 1987

#### Petzke's Career Receiving Stats

Year	Rec.	Yds.	Avg.	TD
1977	57	743	13.0	5
1978	91	1,215	13.4	11
<b>Total</b>	<b>148</b>	<b>1,958</b>	<b>13.2</b>	<b>16</b>

### GEORGE BORK

**11** QB | 1960-63  
Mount Prospect, Ill.



George Bork is still synonymous with the forward pass.

America's first collegiate passer at any level of football to throw for 3,000 yards in a season, No. 11 graduated with at least 16 national records. Even with an increasing emphasis on the passing game through the years, Bork still ranks among the all-division NCAA leaders in single-game completions (43), single-season passing efficiency (156.2), and career passing efficiency (141.8) and holds a multitude of NIU records.

The slender 6-1, 178 crew-cut quarterback put coach Howard Fletcher's Huskies on the map. A two-time first team Little All-American, Bork, led Northern Illinois to its first 10-0-0 season, a Mineral Water Bowl triumph, and the College Division national title in 1963.

As a senior, the Mount Prospect, Ill., and Arlington High School product completed 244-of-374 passes for 3,077 yards and 32 touchdowns. He repeated as NCAA College Division passing and total offense leader (1962-63) and played in the North-South Shrine Game and the Challenge Bowl with teammate Hugh Rohrschneider.

He still owns at least eight NIU passing records, including touchdown passes (game and season), 400-yard passing games (season and career) and passing efficiency (game).

Bork was inducted into the NIU Athletics Hall of Fame in 1983. His No. 11 jersey was retired at halftime vs. Western Illinois on Sept. 7, 1996. He gained entry into the National Football Foundation's College Football Hall of Fame in 1999.

#### Bork's Career Honors and Awards

- ▶ Honorable Mention *Associated Press* and *UPI* All-American, 1963
- ▶ First Team Little All-American, 1962 and 1963
- ▶ Interstate Intercollegiate Athletic Conference Player of the Year, 1962 and 1963
- ▶ First Team All-Interstate Intercollegiate Athletic Conference, 1962 and 1963
- ▶ Northern Illinois Most Valuable Player, 1962 and 1963
- ▶ NCAA Statistical Champion (Total Offense and Passing), 1962 and 1963
- ▶ Placed in Heisman Trophy balloting, 1963
- ▶ Mineral Water Bowl Most Outstanding Back, 1963
- ▶ Challenge Bowl and North-South Shrine Bowl, 1963
- ▶ Northern Illinois University Athletics Hall of Fame, 1983
- ▶ College Football Hall of Fame, 1999

#### Bork's Career Passing Stats

Year	Att.	Comp.	Pct.	Yds.	TD
1960	51	29	56.8	358	2
1961	121	72	59.4	841	4
1962	356	232	65.2	2,506	22
1963	374	244	65.2	3,077	32
<b>Total</b>	<b>902</b>	<b>577</b>	<b>64.0</b>	<b>6,782</b>	<b>60</b>



## RETIRED JERSEYS

### BOB HEIMERDINGER

# 12

QB | 1948-51  
Riverside, Ill.



When you talk about great Northern Illinois University quarterbacks, Bob Heimerdinger has a place at the top of the list.

The 5-9, 160 Heimerdinger — better known as the “Huskie humdinger” in those days (1948-51) — authored a long list of Northern Illinois “firsts.”

“Heimer” became the school’s first national statistical champion — winning the College Division total offense crown in both 1950 (1,782 yards) and 1951 (1,775 yards). As a senior, he led the Huskies to a 9-0-0 record, the Interstate Intercollegiate Athletic Association title, and a bid to the then-Tangerine Bowl.

The Riverside-Brookfield High School product was Mr. Versatility. Throw the ball? No. 12 topped the nation in passing yardage (1,710) and touchdown strikes (16) in 1949. Run? His 78-yard TD rush vs. Nebraska-Omaha in 1949 still ranks among the 14 longest in school history. Punt? Who do you think rated ninth in the country at 38.3 yards per kick in 1951?

Nearly 60 years later, Heimerdinger still ranks at the top of several NIU passing categories and still owns the Huskie marks for yards per completion in a season and a career.

Inducted into the NIU Athletics Hall of Fame in 1983, “Heimer” was the first player to have his jersey retired in 1951.

#### Heimerdinger’s Career Honors and Awards

- ▶ Honorable Mention *Associated Press* All-American, 1948 and 1951
- ▶ First Team Little All-American, 1951
- ▶ Interstate Intercollegiate Athletic Conference Player of the Year, 1951
- ▶ First Team All-Interstate Intercollegiate Athletic Conference, 1949, 1950 and 1951
- ▶ NCAA Statistical Champion (Total Offense), 1950 and 1951
- ▶ Northern Illinois Most Valuable Player, 1951
- ▶ Northern Illinois University Athletics Hall of Fame, 1951


#### Heimerdinger’s Career Passing Stats

Year	Att.	Comp.	Pct.	Yds.	TD
1949	115	45	39.1	841	9
1950	210	102	48.6	1,597	13
1951	225	103	45.8	1,710	16
<b>Total</b>	<b>550</b>	<b>250</b>	<b>45.5</b>	<b>4,148</b>	<b>38</b>

### MARK KELLAR

# 31

FB | 1971-73  
Carpentersville, Ill.



Northern Illinois University fullback Mark Kellar ran in the same circles as Tony Dorsett, Archie Griffin, John Cappelletti, and other great backs of his day.

His running style might be compared to a runaway, 100-car freight train.

The only thing that successfully derailed Kellar was an appendectomy his sophomore year. He missed two games and still netted 710 ground yards in 1971.

People nicknamed him the “Carpentersville Cruncher” or “Baby Bull” for good reason. As a junior, his 1,316 yards ranked sixth in the NCAA.

As a senior, the 6-0, 232-pounder bulldozed for 1,719 yards and 16 touchdowns on 291 carries to capture the 1973 NCAA Division I-A rushing championship. He beat national runner-up Dorsett by 133 yards and Griffin by 291 more that fall. Kellar produced three 200-yard plus rushing games, made four honorable mention All-America squads, was named to the *United Press International* National Backfield of the Week twice, and played in the North-South Shrine Game in 1973.

No. 31 concluded his Huskie career with 3,745 yards, 743 attempts, 33 TDs, and 20 100-yard rushing games. He was the 18th player in the history of major-college football to crack the 3,000-yard barrier.

Most of Kellar’s records were intact until the last five years and he remains one of the most prolific fullbacks in NCAA history.

Kellar’s jersey was retired in ceremonies after his final home game vs. Western Illinois (11-3-73) and placed in a time capsule buried near Altgeld Hall. He was enshrined in the NIU Athletics Hall of Fame in 1983.

#### Kellar’s Career Honors and Awards

- ▶ *AP*, *UPI*, Kodak and *Football News* Honorable Mention All-American, 1973
- ▶ NCAA Statistical Champion (Rushing), 1973
- ▶ North-South Shrine Game, 1973
- ▶ National Backfield of the Week Honoree, 1973
- ▶ Northern Illinois Most Valuable Player, 1971, 1972 and 1973

#### Kellar’s Career Rushing Stats

Year	No.	Yds.	Avg.	TD
1971	168	710	4.2	7
1972	285	1,316	4.6	9
1973	291	1,719	5.9	16
<b>Total</b>	<b>744</b>	<b>3,745</b>	<b>5.0</b>	<b>32</b>

# COLLEGE FOOTBALL HALL OF FAMERS

## GEORGE BORK

QB, 1960-63 | Inducted in 1999

It was akin to one of his many spiral passes. Another George Bork classic. For the iconic Northern Illinois University quarterback of the 1960s, a dream came true in August 1999, when Bork became the first Huskie enshrined in the National Football Foundation's College Football Hall of Fame.

More than 40 years after his last collegiate pass, Bork's name still dominates the passing section of the Huskie record book, and he continues to rank among the all-time NCAA leaders in several aerial categories.

America's first collegiate passer at any level to throw for 3,000 yards in a single season, Bork's Huskies made national headlines. With the fabled Blitz-T formation, NIU was the gridiron version of a high-scoring, fast-paced basketball offense.

A two-time unanimous Little All-America pick, Bork received votes on the Associated Press and United Press International major-college All-America units and garnered support in the Heisman Trophy balloting as a senior when Northern Illinois went 10-0-0, won the Mineral Water Bowl, and captured the AP and NAIA College Division National Championship in 1963. That success led to "The House That Bork Built"—the new Huskie Stadium in 1965—and NCAA Division I-A status in 1969.


The Mount Prospect, Ill., native and product of Arlington High School graduated from NIU with at least 16 national records. He completed 244-of-374 passes for 3,077 yards and 32 touchdowns during his mind-boggling senior year (1963). Bork repeated as the NCAA College Division passing and total offense statistical champion in 1962 and 1963. The same right arm that accounted for 6,782 career air yards and 60 TDs (1960-63) also produced 1,114 career points in basketball at Northern Illinois where he also earned NAIA honorable mention All-America honors as a junior.

"We were on the cutting edge. We were one of the first teams that went almost exclusively to passing," Bork said of his NIU offense. "Fletch [NIU head coach Howard Fletcher] was way ahead of his time. We had a very innovative coach. After our years of throwing the ball, it became in vogue to do it. Jerry Rhome (of Tulsa), who went into the Hall of Fame with me, broke a lot of my records the very next year (1964). It became trendy to throw the ball. It started a trend in college and pro football until the defenses became dominant.

"In one game, I think we threw the ball 64 times (a school-record 68 in a 27-22 conference championship-clinching victory vs. Central Michigan in 1963). At that time, that was pretty much unheard of, because of the uniqueness of what we were doing and the fact that we were winning all the time. It just really made for an exciting time."

In those pre-ESPN days, Bork and the Huskies became media darlings. The crew-cut quarterback was profiled nationally in *Sports Illustrated*, *Time*, the *New York Times*, the *New York Post*, and the *Christian Science Monitor*.

As a prep, Bork's best sport was basketball. He turned down a scholarship at Michigan in order to play both sports at Northern Illinois.



## TOM BECK

QB/HB, 1959-61 | Inducted in 2004

The man known as the last and probably the finest 60-minute, two-way player in Northern Illinois University history became the school's second alum to be enshrined into the College Football Hall of Fame in August 2004.

A double Northern Illinois graduate (1962 and 1967), Beck joined former Huskie teammate and fellow Little All-American selection George Bork in the College Football Hall of Fame.

"I feel honored to be alongside George," Beck said. "When he came to campus in 1960, I knew he threw the ball better than I did. And that's when Fletch (Northern Illinois head football coach Howard Fletcher) asked me to play halfback. George was an outstanding passer, a great punter, and a super athlete. Believe me, I was just happy to be playing."

A three-year Huskie football letterman (1959-61), Beck made the school's All-Century Team (1999) and was inducted into the NIU Athletics Hall of Fame (1987). As a Northern Illinois senior, he was named second team

NAIA All-American at halfback, second team Academic All-American, first team NAIA All-District 20, first team All-Interstate Intercollegiate Athletic Conference on both offense and defense, and *Peoria Journal Star* All-State, plus team MVP and tri-captain. Fletcher called him the "finest all-around player" in his 13-year NIU head coaching tenure.

Beck later demonstrated that same versatility during his coaching career at every level. During his sideline tenure, Beck posted a 137-52-1 record and a .724 winning percentage as the head coach at Illinois Benedictine (37-12-1 in 1970-74), Elmhurst College (50-22 in 1976-83), and Grand Valley State (50-18 in

1985-90). He entered the profession as head coach at West Leyden (1962-64) and Lake Zurich (1965-66) high schools. Beck also served as offensive coordinator at Northern Illinois (1975), Notre Dame (1991), and Illinois (1992). In the pros, he coached a year for Marv Levy and the Chicago Blitz of the United States Football League (1984) and scouted two years for the National Football League's Chicago Bears and Buffalo Bills.

At Benedictine, Beck took a grid program that had endured 18 straight losing seasons and led the Eagles to 6-3, 8-2, 9-2, 7-3, and 7-2-1 marks, plus national Top 10 rankings and team statistical championships. In 1971 and 1972, he was named NAIA District 20 Coach of the Year.

Beck resurrected the Elmhurst grid fortunes in the same manner. Prior to his arrival, the Bluejays had only two winning years in 23 seasons.

The Chicago product did similar magic at Grand Valley State. He inherited an 0-10 GVSU team that would do a "180-degree" turn and finish 11-1 (1989) and 10-2 (1990). Beck was named Kodak NCAA College Division Region Coach of the Year in both those seasons for the Lakers.

"I really enjoyed my playing days at Northern," Beck recalled. "I had the great fortune to play with some great guys."



## HUSKIE HALL OF FAME

### 1951 - UNDEFEATED IIAC CHAMPIONS

The year was 1951. In a rural hamlet named DeKalb, the Northern Illinois State Teachers College football squad put together a “humdinger” of a season.

Yes, it was a very good year. Those 1951 Huskies—one of only four undefeated, untied teams in the school’s football history—went 9-0-0, captured the Interstate Intercollegiate Athletic Association title, and outscored the opposition 223-101.

Mind you, this was not the average College Division team. With the school’s first National Football League draft pick, another professional free agent, and the country’s total offense leader, it is no wonder that Northern Illinois almost won a Tangerine Bowl bid.

“NI’s Huskies of 1951 were a passing team, first, last, and three out of four times. As a team, the Huskies threw more and completed more passes for more yards than any other college team in the nation,” the 1952 Northern yearbook bragged.

The innovative genius behind this team was Northern Illinois athletics patriarch George “Chick” Evans. His main trigger man — senior quarterback Bob Heimerdinger.

The crew-cut Heimerdinger set coach Evans’ pro-type T-formation in motion. The 5-9 signal-caller did it all. A first team *Associated Press* Little All-American and the team and league Most Valuable Player, Heimerdinger was one of seven Northern Illinois performers honored as a First-Team All-IIAC choice.

NIU finished the season as the nation’s College Division total offense kingpin (1,775 yards) for the second year in a row. Ranked No. 1 in passing yardage (1,710 yards) and touchdown passes (16), and No. 2 in completions (103-of-225), Heimerdinger also ranked ninth in punting (38.3-yard average).

At 6-2, 192 pounds, Fran Cahill was Heimerdinger’s favorite receiver. A

fellow future Northern Illinois Hall of Famer, he led the nation in receiving yardage (876), TD receptions (11), and ranked fourth in catches (40).

Jack Pheanis started at fullback in 1951, contributing 254 ground yards and invaluable pass-blocking.

Jim Lamb played opposite Cahill at end with Billy Graham (395 yards rushing) and Dick Schmidt (306 yards) at halfback. Co-captains George Acker and Frank Bieber anchored the offensive line at guard with All-IIAC Tony Biondi and Gil Memmen at tackle, and Wally Beckman at center.

Four other Huskie standouts won All-IIAC recognition on defense—

freshman linebacker Leo Schmidt, tackle Steve Mash, end Julius Brasini, and safety Dan Mojica.



The Huskie defense picked off 29 passes — 10 by Al Jones and eight by Mojica.

Homecoming king Heimerdinger helped the alums celebrate in a 39-13 triumph over Illinois State with a then school-record six TD passes (four to Cahill, including an 83-yarder). In the same contest, Northern Illinois picked off seven ISU aeriels—four by Mojica.

Evans’ men put on a vintage performance in the 1951 regular-season finale at Nebraska-Omaha by

winning in the final 35 seconds on kicker Pat McKillen’s PAT kick after an unbelievable comeback.

Gung ho with the news of a possible post-season bowl berth, Northern Illinois scored first, stalled, and then rallied from a 26-6 deficit in the final 16 minutes. Touchdown catches by Cahill (13 yards) and Brasini (54 yards), plus McKillen’s foot, closed the gap to 26-20.

Forcing a punt, the Huskies’ Len Scaduto returned it to the Omaha 45-yard line. Three plays later, Heimerdinger faced fourth down and 10. Fading back to pass and finding no open receivers, he scrambled up the middle, dodging three tacklers for a 24-yard gain.

Two plays and 15 yards later, Evans put two quarterbacks in the backfield. Heimerdinger hit QB-turned-halfback Mojica with a flat pass worth six yards and six points with 0:35 left on the clock. Enter McKillen and a 27-26 win. Corn, Cigar, or Tangerine Bowl, anyone?

Northern Illinois’ governing body, the State Teachers College Board, nixed the bid because acceptance of one would extend the season almost seven weeks (from Nov. 17 until Jan. 1) and could “even become a detriment to the educational program.”

Approximately 600 NISTC students and townspeople welcomed the victors Sunday evening at the Chicago & North Western train depot after the Nebraska-Omaha game.


The 1951 team was enshrined in the Huskie Athletics Hall of Fame in 1991.

### The 1951 Season

#### (9-0-0) IIAC CHAMPIONS

Sept. 22	W	20	@ Wisconsin-Whitewater	7
Sept. 29	W	21	@ Eastern Illinois*	7
Oct. 6	W	14	@ Southern Illinois*	7
Oct. 13	W	35	Eastern Michigan*	21
Oct. 20	W	39	Illinois State*	13
Oct. 27	W	21	Nebraska-Peru	0
Nov. 2	W	26	@ Central Michigan*	13
Nov. 10	W	20	Western Illinois*	7
Nov. 17	W	27	@ Nebraska-Omaha	26

\* denotes IIAC game



Quarterback Bob Heimerdinger helped lead NIU to the 1951 IIAC title.



## HUSKIE HALL OF FAME

### 1963 - UNDEFEATED NATIONAL CHAMPIONS

Perfect. No. 1. National Champion.

A select few college football teams can fill that billing. Northern Illinois University earned the title in 1963.

Voted the country's top College Division unit by the Associated Press and the National Association of Intercollegiate Athletics, the Huskies put together more than the 10-0-0 season and the Interstate Intercollegiate Athletic Conference championship.

The year that made George Bork famous. Coast-to-coast notoriety. Those 10 triumphs, including the 21-14 victory over Missouri State in the Mineral Water Bowl, represent one of the finest campaigns in the school's rich gridiron legacy.

Interest in the weekly Northern Illinois scores—highlighted by such numbers as 55-7, 61-0, and 43-0 twice—almost appeared incidental to the Huskie style of play.

Of course, there were some close games, such as the 27-22 success at Central Michigan for the IAC title, or the come-from-behind 29-22 win over Western Illinois the week before. But the real story, of course, was Howard Fletcher's coaching genius and Bork's passing wizardry. The two became synonymous with the forward pass.

The slender 6-1, 178-pound Northern Illinois quarterback pumped the airways full of footballs, mind-boggling stats, and countless records—at least 16 national marks at the end of his senior season. Look at the current school records, Bork still holds 17 Huskie standards in passing and total offense.

America's first collegiate passer to reach 3,000 yards in a single season (3,077 on 244-of-374 completions and 32 touchdowns), Bork managed incredible feats from Fletcher's famed shotgun, spread, or blitz-T formation.

In the IAC championship showdown versus Central Michigan, he completed a record 43-of-68 pass attempts. During the last 93 seconds of the first half, Bork led a 72-yard touchdown march by connecting on 10-of-15 aeriels. In 93 seconds.

Against Western Illinois, Bork defied a defense dug in to stop the short pass. Trailing 22-16 in the final period, Bork dodged two linemen, and launched a high-arching pass down the sideline to Gary Stearns in stride for a 66-yard TD bomb.

Obviously, Bork had a lot of help from his friends—starting with a great blocking offensive front that included center Bob Evans, guards Roger Smith and Dennis Harrison, and tackles Ken Slimko and Dave Mulderink.

Naturally, the Huskies' one-two receivers—Hugh Rohrschneider (75 catches for 1,036 yards and 14 TDs in 1963) and Stearns (68 grabs for 931 yards and nine TDs)—ranked the same way nationally. Versatile Jack Dean finished No. 4 in the nation.

One of eight individuals from the 1963 squad to be enshrined in the Northern Illinois Hall of Fame (Fletcher, Bork, Rohrschneider, Stearns,

and assistant coaches Bob Brigham, Jack Pheanis, and John Wrenn are the others), Dean was the all-purpose halfback. He rushed for 516 yards, caught 43 balls for 553 yards, and produced 260 more yards on punt and kickoff returns that season.

By November, the Huskies were household words. Banner headlines proclaimed "Bork Dazzles" in bold type. A three-page spread "A Big Man in Any League" appeared in *Sports Illustrated* (Nov 11, 1963). There was mention in *Time*.



Bork-Rohrschneider game film highlights went national on CBS-TV and the All-America duo's appearance in the North-South Shrine Game at the Orange Bowl made ABC-TV's "Wide World of Sports." A Bork interview beamed nationwide on NBC radio's "Weekend Monitor." He was the subject of a sports cartoon in the *Christian Science Monitor* and a full-page feature in the *New York Daily News*.

A record 11 Northern Illinois performers received first team All-IAC recognition, starting with 1963 co-captains Bork and linebacker Mike Henigan. The others included Rohrschneider, Dean, Stearns, Mulderink, Evans, Smith, defensive end Lynn McCann, defensive tackle Dave Herstedt, and middle guard Tom Walz.

Individually, Bork led the way with a carload of honors: Huskie and IAC Most Valuable Player for the second year in a row, first team Little All-American by AP, UPI, NAIA, and the Williamson Rating Service, plus votes on the AP and UPI major-college units. Rohrschneider also caught Little All-America honors—second team by the AP and third team by the NAIA. Both Evans and Stearns won honorable mention berths from the NAIA.

The success of this Northern Illinois team sparked plans for a new home on the west side of campus—Huskie Stadium—and an eventual move to the University Division ranks in 1969.

The 1963 team was enshrined in the Huskie Athletics Hall of Fame in 1986.

### The 1963 Season

#### (10-0-0) IAC CHAMPIONS / NATIONAL CHAMPIONS

Sept. 14	W	55	Wisconsin-Whitewater	7
Sept. 21	W	61	@ Winona State	0
Sept. 28	W	21	@ Northeast Missouri State	12
Oct. 5	W	18	Nebraska-Omaha	7
Oct. 12	W	19	Hillsdale	13
Oct. 19	W	43	Illinois State*	0
Oct. 26	W	43	@ Eastern Illinois*	0
Nov. 2	W	29	Western Illinois*	22
Nov. 9	W	27	@ Central Michigan*	22

#### Mineral Water Bowl (Excelsior Springs, Mo.)

Nov. 30	W	21	vs. Southwest Missouri State	14
---------	---	----	------------------------------	----

\* denotes IAC game



## HUSKIE HALL OF FAME

### 1983 - MAC AND CALIFORNIA BOWL CHAMPIONS

Oh, what a year. The Championship Season. From Lawrence, Kansas, to Fresno, Calif., Northern Illinois beat the odds.

These Huskies achieved a series of firsts: a MAC championship; NIU's first triumph over a Big Eight Conference opponent; the school's first major bowl appearance and victory; a school-record 10 triumphs in 12 games; and a No. 30 ranking in the final Associated Press "major" poll.

Ultimately, this Northern Illinois football team would produce seven National Football League draft choices, 19 professional players, eight All-Americans and five individual inductees into the school's Athletics Hall of Fame.

Picked sixth in the official pre-season MAC poll, people in DeKalb knew differently. After all, coach Bill Mallory's Huskies headed into 1983 on the momentum of three straight triumphs at the end of the previous season.

On the surface, Northern Illinois may have finished 5-5-0 the year before. By the end of the 1982 season, the Huskies developed the soundness, balance, and maturity that were hallmarks of Mallory-coached ballclubs.

By 1983 the Huskies were making believers out of everyone and California Bowl fever raged in DeKalb.

Some caught the bug sooner than others. Perhaps during the 37-34 upset victory at Kansas. Maybe sooner, such as during two-a-day practices in August.

On November 19, the soon-to-be crowned MAC champions waited for the seconds to disappear from the Huskie Stadium scoreboard clock.

The NIU Band played "California Dreamin'."

Victory-starved fans started on the field with 27 seconds left. One enterprising student "hung five" in the end zone on a surfboard. At the final gun, a sea of Northern Illinois red stormed the field and the Huskie Stadium goalposts went down for a MAC record fifth time. For the second straight

Saturday, that AstroTurf surface hosted the largest outdoor party in school history.

For the first time since the Mineral Water Bowl in 1965, a Northern Illinois football team had somewhere to spend the postseason—a December 17 date against Pacific Coast Athletic Association kingpin Cal State Fullerton in Fresno.

On December 17, true to form, "America's Most Exciting Bowl" went down to the last 35 seconds when Jeff Sanders preserved Northern Illinois' 20-13 triumph by chasing Titan quarterback Damon Allen out of bounds on a fourth-and-one play at the CSF 48.

Wearing his Northern Illinois No. 30 for the final time, fullback Lou Wicks emerged as one of the major heroes – winning the Pacific Southwest Airlines' team Most Valuable Player award with a career-best 119 yards on 14 carries. The 5-8, 198-pound fireplug made key blocks on both of tailback Darryl Richardson's touchdown runs. On the Huskies' fifth play of the game,

Wicks bulldozed around the right end for 39 yards to set up a Vince Scott 23-yard field goal, and later he burst up the middle on a draw for 30 more yards and a Scott 42-yard three-pointer with 12:09 left to play.


With 5:25 remaining, on fourth-and-one on its own 20-yard line, NIU sent Tim Tyrrell on a sneak behind offensive guard Todd Peat. The first down allowed Northern Illinois to milk almost four minutes off the clock. Fullerton's final series

started on its own 25 with 1:48 left.

The victory was NIU's first bowl win as a major college.

Seven Huskies from the 1983 squad went on to be drafted in the National Football League from 1984-87. OT Scott Bolzan was selected in the ninth round (New England Patriots) in 1984 and two years later, DT Scott Kellar (5th round, Indianapolis Colts), SE Curt Pardridge (6th round, San Diego Chargers), and DT Steve O'Malley (7th round, Indianapolis Colts) had their name called at the NFL Draft. In 1987, three more members of NIU's 1983 championship team were drafted as NG Doug Bartlett (4th round, Los Angeles Rams), LB Clarence Vaughn (8th round, Washington Redskins), and OG Todd Peat (11th round, St. Louis Cardinals) were chosen that year.

The 1983 team was enshrined in the Huskie Athletics Hall of Fame in 1995.



*Nose guard Doug Bartlett anchored the defensive line of the 1983 Huskies.*

### The 1983 Season

#### (10-2-0) MAC CHAMPIONS / CALIFORNIA BOWL CHAMPIONS

Sept. 3	W	37	@ Kansas	34
Sept. 10	L	9	@ Wisconsin	37
Sept. 24	W	38	@ Kent State*	7
Oct. 1	W	27	@ Ball State*	14
Oct. 8	W	27	Western Michigan*	3
Oct. 15	W	34	@ Eastern Michigan	15
Oct. 22	W	24	Bowling Green*	23
Oct. 29	W	17	@ Miami (OH)*	0
Nov. 5	L	14	@ Central Michigan*	30
Nov. 12	W	26	Toledo*	10
Nov. 19	W	41	Ohio*	17

#### California Bowl (Fresno, Calif.)

Dec. 17	W	20	Cal State Fullerton	13
---------	---	----	---------------------	----

\* denotes MAC game

## NIU HALL OF FAME FOOTBALL MEMBERS

### INDIVIDUALS

Name	Years	Sports	Induction
Abrahamson, Dee	1980-2015	Softball Coach, Athletics Administrator	2017
Acker, George	1948-52	Football, Basketball, Tennis	1991
Allen, Roy "Flip"	1935-39	Football, Basketball, Track & Field	1994
Azar, Steve	2000-03	Football	2017
Beck, Tom	1958-62	Football	1987
Behan, Ed	1938-42	Football, Track & Field	1987
Bork, George	1960-63	Football, Basketball	1986
Brigham, Robert	1947-49, 55-87	Football, Athletic Director	1989
Brink, Larry	1945-47	Football	1978*
Cahill, Frank	1948-52	Football, Baseball	1984
Cannon, Clarence "Boots"	1916-21	Football, Basketball, Baseball	1988
Clark, Larry	1969-72	Football	2002
Clark, Randy	1976-79	Football	1987
Concidence, Wes	1925-28	Football, Basketball, Track & Field	1995
Cooper, Elzie	1933-36	Football, Basketball, Baseball	1984
Dach, Adam	1987-91	Football	2005
Davis, Chet	1935-39	Football, Basketball, Track & Field	1987
Dean, Jack	1961-64	Football	1985
Diem, Ryan	1997-2000	Football	2013
Duffield, Bob	1940-46	Football	1987
Eck, Al	1958-60	Football, Track & Field	1989
Evans, George "Chick"	1929-68	Athletic Director, M. Basketball Coach, Football Coach	1978*
Farney, John	1940-43	Football, Track & Field	1986
Fletcher, Howard	1956-68	Football Coach	1983
Flinn, Lewis	1956-59	Football, Basketball, Track	1984
Fortunato, Don	1946-49	Football	1988
Fowlie, Bob	1947-50	Football, Baseball	1987
Garner, Charles "Wix"	1916-21	Football, Basketball, Baseball, Golf	1978*
Graham, Bill	1951-55	Football, Baseball	1986
Gregolunas, Bob	1973-75	Football	2015
Heimerdinger, Bob	1948-52	Football	1983
Hein, Karl	1933-36	Football, Wrestling, Track & Field	1986
Henigan, Harry	1943-52	Football, Basketball, Baseball	1986
Hunsberger, Floyd	1946-49	Football	1984
Ippoliti, Jerry	1969-75, 79-99	Coach, Conference Commissioner, Administrator	2007
Jarvi, Toimi	1938-42	Football, Basketball, Baseball	1988
Johnson, LeShon	1992-93	Football	2003
Kellar, Mark	1971-73	Football	1983
Kellar, Scott	1982-85	Football	1993
Krahenbuhl, Ollie	1937-41	Football, Basketball, Baseball	1985
Lalonde, John	1968-71	Football	1988
Larsen, Tego	1936-39	Football	1983
Lewandowski, Frank	1976-79	Football	1992
Luedeking, Wes	1953-54, 56	Football	2009
MacDonald, Neal	1963-65	Football, Wrestling	2000
Mallory, Bill	1980-83	Football (Coach)	1999
McCairens, Justin	1997-2000	Football	2011
McKinzie, Jim	1950-53	Football, Basketball, Baseball	1992
McNamara, John	1927-31	Football	1984
Minnihan, Bill	1946-50	Football	1988
Mustapha, Jack	1929-34	Football, Basketball	1984
Nori, Reino	1932-36	Football, Basketball, Baseball Track & Field, Wrestling	1978*
Novak, Joe	1996-2007	Football (Coach)	2013
Pace, John "Red"	1929-33	Football, Basketball, Baseball	1978*
Peat, Todd	1983-86	Football	1996
Petzke, Dave	1977-79	Football	1987
Pheanis, Jack	1950-53, 57-06	Football, M. Golf Coach	1988
Plaskas, Joe	1956-61	Football, Baseball	2005
Price, Bob	1937-41	Football, Basketball, Baseball	1986
Robinson, Stacey	1988-90	Football	2001
Rohrschneider, Hugh	1960-64	Football, Basketball	1986
Ross, Allen	1977-80	Football	1994
Saudargas, Alex	1935-38	Football, Wrestling	1985
Schmidt, Mel	1961-65	Football, Wrestling	1998
Scott, Vince	1980-83	Football	2002
Skoglund, Leonard	1931-35	Football, Basketball, Baseball	1984
Smith, Sam	1938-41, 46	Football, Baseball	1993
Soltis, Bob	1957-61	Football, Baseball	1987
Spilis, John	1966-68	Football	1984
Stearns, Gary	1960-63	Football	1991
Strombom, Leland	1927-30	Football, Basketball, Baseball	1983
Terna, Mike	1977-80	Football	2007
Thomas, Hollis	1992-95	Football	2006
Turner, Michael	2000-03	Football	2015
Tyrrell, Tim	1982-84	Football	1992
Wickstrom, Ernie	1949-50	Football	2004
Williams, Dick	1944, 47-49	Football, Basketball, Baseball, Track & Field	1983
Wittum, Tom	1968-72	Football, Baseball	1987
Wolfe, Garrett	2004-06	Football	2017
Wrenn, John	1960-76	Football Coach, Wrestling Coach, M. Tennis Coach	2004
Young, John	1935-38	Football, M-Basketball, Baseball, M-Track & Field	1985



Listed are all football-affiliated and administrative members of the Northern Illinois Athletics Hall of Fame. The NIU Athletics Hall of Fame originated in 1978 with the charter male induction class. After a five-year hiatus, the hall began enshrining new members in 1983. The NIU women's athletics Hall of Fame started in 1986 and the two halls were integrated in 1988. Currently, new classes are inducted every other year during the fall semester.

For a complete listing of NIU Hall of Fame members from all sports, please go to [NIUHuskies.com](http://NIUHuskies.com).

### TEAMS

Year	Team	Induction
1963	Football	1986
<i>(Undeclared National College Division Champion)</i>		
Howard Fletcher (Head Coach), Jerry Andres, George Bork (Capt.), Tom Bloom (Mgr.), Dave Broderick, Richard Calkins, David Casey, Ron Christian, David Cudden, Tom Dahlfors (Mgr.), Jack Dean, Robert Evans, Jeff Fort, Jack Frost, John Haar, Dennis Harrison, Michael Henigan (Capt.), Terry Henigan, David Herstedt, David Hildebrandt, Ed Janoski, Herb Jennings, Robert Johnson, Robert Kapheim (Mgr.), Robert Kerby, Jerry Kerner, Lynn McCann, Jim Modglin, Dave Mulderink, Robert Owens, William Pelkey, Hugh Rohrschneider, Jack Secord, Ken Slimko, Roger Smith, Roger Stark, Gary Stearns, Army Vesely, Tom Walz, Charles Wood.		
1951	Football	1991
<i>(Undeclared IAC Champion)</i>		
George "Chick" Evans (Head Coach), George Acker (Capt.), Ed Bauer, Walt Beckman, Frank Bieber (Capt.), Tony Biondi, Dan Bloom, Julius Brasini, Fran Cahill, Rocco Fiordelisi, Billy Graham, Don Hackel, Andy Halle, Bob Heimerdinger, Ron Hicks, Len Jacobson, Al Jones, Jim Lamb, Steve Mash, Gil Memmen, Dan Mojica, Vincent Musso, Pat McKillen, Jim McKinzie, Duane Nelson, John O'Brien (Mgr.), Lawrence Pesetski, Matt Pesut, Jack Pheanis, Len Scaduto, Dick Schmidt, Leo Schmidt, Tom Schramm, Bob Schulze, John Smith, Walt Struckman.		
1983	Football	1995
<i>(MAC, California Bowl III Champion)</i>		
Bill Mallory (Head Coach), Carl Aikens, Doug Bartlett, Gene Belz, Todd Bex, Dave Bierman, Scott Bolzan (Capt.), Rich Burns, Gary Chapman, Rick Considine, Brendan Dolan, Dan Feely, Tim Griffin, Dave Heide, Bill Heinrich (Mgr.), Phil Herra, Lee Hicks, Steve Hirsch (Capt.), Scott Kellar, Joel Kinkade, Joe Law, Tom Leonard, Pat McAvoy, Ricky Mitchell, Jim Mukite (Capt.), Rastee Oce, Steve O'Malley, Jon Orech, Curt Partridge, Todd Peat, Steve Quinlan, Rick Reubin, Darryl Richardson, Art Rogers (Mgr.), Jeff Sanders, Gary Schlinger, Vince Scott, Reggie Sims, Vernon Sims, Sheldon Sobol, Greg Spicher, Darren Stahulak, Darryl Taylor, Jeff Tharp, Jim Tudor (Mgr.), Tim Tyrrell, Todd Van Keppel, Clarence Vaughn, Rob Wicinski, Lou Wicks.		



## HUSKIES IN THE NFL

Name	Pos.	Team(s) (Years)	Career Highlights
Aikens, Carl	WR	Los Angeles Raiders (1987)	Started three games during strike; Totaled 8 rec. for 164 yds. (16.8) and 3 TD
Barlett, Doug	DT	Philadelphia Eagles (1988)	Played in 10 games and recorded one sack
Behan, Charlie	E	Detroit Lions (1942)	Caught four passes for 63 yards (15.8 avg.) in nine games
Bishop, Ken	NG	Dallas Cowboys (2014-15)	Saw action in five games in two seasons with the Cowboys and made two tackles.
Brink, Larry	DE	Los Angeles Rams (1948-53), Chicago Bears (1954)	3-time Pro Bowler (1950-52), First Huskie in NFL Drafted (17th round in 1948)
Bolzan, Scott	OL	Cleveland Browns (1985)	Saw action in the San Diego game
Cieslak, Brad	TE	Cleveland Browns (2008), Buffalo Bills (2005-07)	Made 2 starts in 2008; Had 6 rec. for 46 yds. in 7 games and 2 starts in 2006
Clark, Randy	C	St. Louis Cardinals (1980-86), Atlanta Falcons (1987)	1984 All-NFL selection; Started 58 of 94 games played, four-year starter (1983-86)
Davis, Britt	WR	Denver Broncos (2010)	Played in final three games of 2010 season with Denver.
Diem, Ryan	OT	Indianapolis Colts (2001-11)	Started 150 of 157 games at RT; First Huskie to start in a Super Bowl (S.B. XLI)
English, Larry	OLB	San Diego Chargers (2009-13), Tampa Bay Bucs (2014)	NIU's highest draft choice made 103 tackles and 12.0 sacks in 64 career games
Fleck, P.J.	WR	San Francisco 49ers (2004)	Played in one game and had a 10-yard punt return; On practice squad in '04, IR in '05
Free, Doug	OT	Dallas Cowboys (2007-16)	In 10-year career, started 114-of-124 games including 107 consecutive in last seven years
Glasgow, Brian	TE	Chicago Bears (1987)	Played in three games with one start during strike; Had 2 catches for 16 yards
Golsteyn, Jerry	QB	New York Giants (1977-78), Baltimore Colts (1979), Detroit Lions (1979), Tampa Bay Buccaneers (1982-83)	Started 9 of 21 games played and threw for 1,077 career yards.; NIU's NFL passing leader
Graham, Dan	C	Tampa Bay Buccaneers (1989)	Played in one game at center
Hampton, Jermaine	DB	Indianapolis Colts (2001-02)	Appeared in 10 games and made one tackle
Hannula, Jim	OT	Cincinnati Bengals (1983)	Played in 15 games
Harnish, Chandler	QB	Indianapolis Colts (2012-13); Minnesota Vikings (2014)	Spent two seasons on Colts practice squad and on active roster at Minnesota in 2014
Hawthorne, Duane	CB	Dallas Cowboys (1999-02)	Started 16 of 56 games with 6 career INT; Had 3 INT in '99 and 11 starts in 2001
Hill, Darrell	WR	Tennessee Titans (2002-04)	Played in 33 career games, mainly on special teams; Had 1 fumble recovery in '04
Hirsch, Steve	DB	Detroit Lions (1987)	Appeared in three games with one start during strike
Hurd, Sam	WR	Dallas Cowboys (2006-2010), Chicago Bears (2011)	Made 53 career rec. for 739 yards with 13.9 avg. in 77 games; Had 19 rec. for 314, 1 TD in '07
Jacoby, Mitch	TE	St. Louis Rams (1997-98), Kansas City Chiefs (1999)	Played in 24 games with 3 rec. for 16 yards; Both career starts came in 1997
Jarvi, Toimi	HB	Philadelphia Eagles (1944), Pittsburgh Steelers (1945)	Totaled 40 rushing yards, one catch and 1 INT in six games; Punted and also returned punts
Johnson, LeShon	RB	Green Bay Packers (1994-95), Arizona Cardinals (1995-97), New York Giants (1997-98)	Totaled 955 career rushing yards, 43 receptions and 5 TD; Rushed for 634 yards in 8 starts in '96
Kellar, Mark	RB	Minnesota Vikings (1976-78)	Played in 33 games and had 74 career yards on 25 carries with five receptions
Kellar, Scott	NT	Indianapolis Colts (1986-87)	Started 10 of 17 games played; Made 8 starts as rookie with one sack in '86
Latin, Jerry	WR	St. Louis Cardinals (1975-78), Los Angeles Rams (1978)	Totaled 560 career rush yds. with 4 TD, 16 rec. for 152 yds; Had 22.1 career KOR avg.
Lewis, Tommylee	WR	New Orleans Saints (2016)	<b>In 12 games as a rookie, caught 7 passes for 76 yds, returned 8 KO's for 19 yd avg, 14 punts for 11.4 avg.</b>
McCareins, Justin	WR	Tennessee Titans (2001-03, 08), N.Y. Jets (2004-07)	NIU's all-time NFL receiving leader; Has 240 career rec. for 3,676 yds. and 16 TD
Melvin, Rashaan	CB	Tampa Bay Buccaneers (2013-14), Baltimore Ravens (2014-15), New England Patriots (2015), Indianapolis Colts (2016)	Played in 27 games with three teams in past four seasons, including 15 as member of Colts in 2016; made 60 tackles and broke up 7 passes in 2016; began career with Tampa Bay
Meyers, Jerry	DT	Chicago Bears (1976-79), Kansas City Chiefs (1980)	Played in 49 career games and had one fumble recovery
Moore, Ken	TE	Minnesota Vikings (1978)	Appeared in six games
Nordin, Jake	FB	Baltimore Ravens (2007), Detroit Lions (2008-2010)	Converted fullback appeared in one game in 2007 and four in 2009; spent '10 on IR
Nori, Reino	HB	Brooklyn Dodgers (1937), Chicago Bears (1938)	Had 81 rushing yards on 26 attempts in six games during his first season
Palmer, Nathan	WR	Indianapolis Colts (2012), Denver Broncos (2014), Patriots/Bears (2015-PS), Oakland Raiders (2016-PS)	Caught one pass for minus four yards in five games with the Colts and active for one game with Broncos; Spent 2015-16 on practice squads of multiple teams.
Pardridge, Curt	WR	Seattle Seahawks (1987)	Caught 8 passes for 145 yds. (18.1 avg.) and one TD in three games during strike
Peat, Todd	G	St. Louis/Phoenix Cardinals (1987-89), Los Angeles Raiders (1990, 1992-93)	NFL All-Rookie Team ('87), Ed Block Courage Award ('93); Played 79 games with 36 starts
Petway, David	DB	Green Bay Packers (1981)	Played in seven games
Rosado, Dan	OL	San Diego Chargers (1987-88)	Started 14 of 16 games played; Made 11 starts at center during '88 season
Roth, Pete	RB	Miami Dolphins (1987)	Played in three games during strike; Had 24.5 KOR avg., 10 rush yds., 1 FR
Schiller, Pat	LB	Atlanta Falcons (2012-14)	Spent two years on practice squad of the Atlanta Falcons
Semisch, Tim	TE	Miami Dolphins (2015), San Diego Chargers (2015-16), Tennessee Titans (2017)	Member of the practice squads of the Dolphins and Chargers and enters 2017 on Titans roster
Sims, Reggie	TE	Cincinnati Bengals (1987)	Appeared in one game during strike
Smith, Chris	DB	St. Louis Rams (2011)	Posted three solo tackles in three games
Spann, Chad	RB	Pittsburgh Steelers (2011), Houston Texans (2013)	Played in the Steelers' 2011 Wild Card Playoff game at Denver
Spilis, John	WR	Green Bay Packers (1969-71)	Recorded 27 receptions for 446 yds., and one TD in 40 career games
Thomas, Hollis	DT	Philadelphia Eagles (1996-2005), New Orleans Saints (2006-08)	NIU's NFL leader in games (162), tackles (481) and sacks (20); Played in Super Bowl XXXIX
Turner, Michael	RB	Atlanta Falcons (2008-12), San Diego Chargers (2004-2007)	NIU's NFL rushing leader; 2-Time All-Pro (2008, 10) 2nd in MVP voting (2008)
Tyrrell, Tim	QB	Atlanta Falcons (1984-86), L.A. Rams (1986-88), Pittsburgh Steelers (1989)	Career stats include 7,338 yards and 66 TDs on 1,639 carries in 134 games, 70 catches for 528 yds
Vaughn, Clarence	DB	Washington Redskins (1987-91)	<i>USA Today</i> All-NFL selection ('85); Played 66 career games as fullback
Ward, Jimmie	DB	San Francisco 49ers (2014- )	Only NIU player with two Super Bowl Rings; Played in 48 gms. with 1 sack, 1 FR
Wedige, Scott	C	Arizona Cardinals (2012), Cincinnati Bengals (2013)	First round draftee played in 35 games over 3 seasons with 130 tackles, 110 solo, 2 INTs/TD
Wilson, Tracy	DB	New York Jets (2011), Tennessee Titans (2012)	Played in two games at center with the Cardinals in 2012
Wittum, Tom	P	San Francisco 49ers (1973-77)	Made five tackles, three solo, in five games with Jets; four stops in nine games with Titans
Wolfe, Garrett	RB	Chicago Bears (2007-10)	Two-time Pro Bowler (1973-74); Recorded a 40.8 punting avg. in 70 career games
			536 all-purpose yds. in 50 games; 282 rush yds on 72 totes; 39 tackles on special teams

NOTE: Players listed appeared in at least one regular season game per league and team records or are found in NFL database. Active players in bold.

## HUSKIES AND THE NFL

### IN THE DRAFT

Year	Name (Pos.)	Team	Rd./Overall
1948	Larry Brink (DE)	Los Angeles Rams	17/150
1952	Fran Cahill (DE)	New York Giants	19/227
1968	Tom Rosenow (DT)	San Francisco 49ers	16/423
1969	John Spilis (SE)	Green Bay Packers	3/64
1972	Tom Wittum (P/K)	San Francisco 49ers	8/200
1973	Larry Clark (LB)	Pittsburgh Steelers	5/128
	Willie Hatter (SE)	Miami Dolphins	7/178
	John Nokes (LB)	Philadelphia Eagles	9/211
1974	Mark Kellar (FB)	Minnesota Vikings	6/155
1975	Jerry Latin (TB)	St. Louis Cardinals	11/280
1976	Bob Gregolunas (LB)	Kansas City Chiefs	6/167
	Jerry Golsteyn (QB)	New York Giants	12/333
	Jerry Meyers (DT)	Chicago Bears	15/411
1977	Ken Moore (TE)	Minnesota Vikings	5/138
1980	Randy Clark (OT)	Chicago Bears	8/215
1981	Jim Hannula (OT)	Cincinnati Bengals	9/229
1984	Scott Bolzan (OT)	New England Patriots	9/238
1986	Scott Kellar (DT)	Indianapolis Colts	5/117
	Curt Pardridge (SE)	San Diego Chargers	6/155
1986	Steve O'Malley (DT)	Indianapolis Colts	7/171
1987	Doug Bartlett (NG)	Los Angeles Rams	4/91
	Clarence Vaughn (LB)	Washington Redskins	8/219
	Todd Peat (OG)	St. Louis Cardinals	11/285
1990	Brett Tucker (CB)	Houston Oilers	8/211
1994	LeShon Johnson (RB)	Green Bay Packers	3/84
2001	Ryan Diem (OG)	Indianapolis Colts	4/118
	Justin McCareins (WR)	Tennessee Titans	4/124
2002	Darrell Hill (WR)	Tennessee Titans	7/225
2004	Michael Turner (RB)	San Diego Chargers	5/154
2007	Garrett Wolfe (RB)	Chicago Bears	3/93
	Doug Free (OT)	Dallas Cowboys	4/122
2009	Larry English (DE)	San Diego Chargers	1/16
2012	Chandler Harnish (QB)	Indianapolis Colts	7/253
2014	Jimmie Ward (DB)	San Francisco 49ers	1/30
	Ken Bishop (DT)	Dallas Cowboys	7/251
2015	Da'Ron Brown (WR)	Kansas City Chiefs	7/233
2016	Kenny Golladay (WR)	Detroit Lions	3/96



*Jimmie Ward became the second Huskie to be taken in the first round when the San Francisco 49ers picked him with the 30th overall selection of the 2014 NFL Draft.*

### 2017 NIU NFL Free Agent Signings

Joel Bouagnon, RB	Chicago Bears
Ladell Fleming, DE	Cleveland Browns
Levon Myers, OT	Dallas Cowboys

### IN THE SUPER BOWL


Super Bowl XXII (1988): Washington Redskins 42, Denver Broncos 10  
Clarence Vaughn, DB, Redskins

Super Bowl XXVI (1992): Washington Redskins 37, Buffalo Bills 24  
Clarence Vaughn, DB, Redskins

Super Bowl XXXIX (2005): New England Patriots 24, Philadelphia Eagles 21  
Hollis Thomas, DT, Eagles

Super Bowl XLI (2007): Indianapolis Colts 29, Chicago Bears 17  
Ryan Diem, OT, Colts

Super Bowl XLIV (2010): New Orleans Saints 31, Indianapolis Colts 17  
Ryan Diem, OT, Colts



*As part of the Redskins' Super Bowl XXII and XXVI championship teams, Clarence Vaughn is the only former Huskie with two Super Bowl rings.*

### NFL HONORS

#### World Champions (Pre-Super Bowl)

1951 Larry Brink, DE, Los Angeles Rams

#### Pro Bowlers

1950	Larry Brink, DE, Los Angeles Rams
1951	Larry Brink, DE, Los Angeles Rams
1952	Larry Brink, DE, Los Angeles Rams
1973	Tom Wittum, P, San Francisco 49ers
1974	Tom Wittum, P, San Francisco 49ers
2008	Michael Turner, RB, Atlanta Falcons
2010	Michael Turner, RB, Atlanta Falcons

#### All-Rookie Team

1987	Todd Peat, OG, St. Louis Cardinals ( <i>UPI, Pro Football Weekly, PFWA, Football Digest</i> )
1996	Hollis Thomas, DT, Philadelphia Eagles ( <i>Football News</i> )

#### All-NFL Team

1984	Randy Clark, C, St. Louis Cardinals ( <i>NEA</i> )
1985	Tim Tyrrell, FB, Atlanta Falcons ( <i>USA Today</i> )
2008	Michael Turner, RB, Atlanta Falcons (1st Team - AP)
2010	Michael Turner, RB, Atlanta Falcons (2nd Team - AP)

#### Ed Block Courage Award

1993	Todd Peat, OG, Los Angeles Raiders
1999	LeShon Johnson, RB, New York Giants

### NIU NFL Draft Quick Facts

Total Draftees:	37
Highest Draftee:	Larry English, 16th overall (Chargers), 2009
Highest Draftee (By Round):	First
	Larry English (Chargers, 2009)
	Jimmie Ward (49ers, 2014)
Most Players in One Draft:	Three, (1973, 1976, 1986)



## HUSKIES IN PRO FOOTBALL

### Canadian Football League



Name	Pos.	Team (Years)
Antione, Andy	WR	Montreal Alouettes (1996-97)
Arrindell, Duane	OG	Montreal Alouettes (1996)
Bishop, Ken	DL	Toronto Argonauts (2016- )
Bork, George	QB	Montreal Alouettes (1964, 66-67)
Bowen, Orlando	DE	Toronto Argonauts (2000-02)
Brescacin, Juwan	WR	Calgary Stampeders (2016- )
Carter, Donnavan	DB	Toronto Argonauts (2000-01), Ottawa Renegades (2002-03), Hamilton Tiger-Cats (2004-05)
Davis, Eddie	DB	Birmingham Barracudas (1995), Calgary Stampeders (1996-2000), Saskatchewan Roughriders (2001-09)
Drew, Randee	DB	Montreal Alouettes (2007-08) Edmonton Eskimos (2009-10)
Duclair, Farrell	LB	Calgary Stampeders (1996-98)
Harris, A.J.	RB	Edmonton Eskimos (2008), British Columbia Lions (2009) Hamilton Tiger-Cats (2010)
Lynch, Jordan	QB	Edmonton Eskimos (2015-16)
Sholdice, Derek	OT	Edmonton Eskimos (1996-97), Winnipeg Blue Bombers (1998)
Smith, Chris	DB	Montreal Alouettes (2014)
Stephen, Courtney	S	Hamilton Tiger-Cats (2013- )
Sutherland, Garrett	LB	Winnipeg Blue Bombers (1998)
Sutherland, Mike	C	Saskatchewan Roughriders (1996), Montreal Alouettes (1996-2000), Winnipeg Blue Bombers (2001-02), Ottawa Renegades (2003-05)
Wolfe, Garrett	RB	Montreal Alouettes (2012)

### Grey Cup Participant

2015	Jordan Lynch, QB, Edmonton Eskimos - CHAMPIONS
2014	Courtney Stephen, DB, Hamilton Tiger-Cats
2013	Courtney Stephen, DB, Hamilton Tiger-Cats
2009	Eddie Davis, DB, Saskatchewan Roughriders
2007	Eddie Davis, DB, Saskatchewan Roughriders - CHAMPIONS
1999	Eddie Davis, DB, Calgary Stampeders
1998	Eddie Davis, DB, Calgary Stampeders - CHAMPIONS

### All-Stars

2007	East Division	Randee Drew, DB, Montreal Alouettes
2006	CFL/West Division	Eddie Davis, DB, Saskatchewan Roughriders
2005	CFL/West Division	Eddie Davis, DB, Saskatchewan Roughriders
2004	CFL/West Division	Eddie Davis, DB, Saskatchewan Roughriders
2001	West Division	Eddie Davis, DB, Saskatchewan Roughriders
2000	CFL/West Division	Eddie Davis, DB, Calgary Stampeders

### Draft Choices

Year	Name (Pos.)	Team	Rd./Overall
1995	Derek Sholdice (OT)	Edmonton Eskimos	2/21
1996	Mike Sutherland (C)	Saskatchewan Roughriders	1/3
	Duane Arrindell (OG)	Edmonton Eskimos	1/7
	Farrell Duclair (LB)	Calgary Stampeders	1/8
	Alton Francis (TB)	Saskatchewan Roughriders	3/23
	James Eggink (DE)	Montreal Alouettes	5/45
1997	Jamie Macdonald (OT)	British Columbia Lions	5/35
1998	Garrett Sutherland (LB)	Winnipeg Blue Bombers	4/26
1999	Orlando Bowen (DE)	Edmonton Eskimos	6/43
2000	Donnavan Carter (FS)	Toronto Argonauts	1/4
2012	Courtney Stephen (DB)	Hamilton Tiger-Cats	2/8
2015	Brescacin, Juwan (WR)	Calgary Stampeders	2/15


### Arena Football League



Name	Pos.	Team (Years)
Aikens, Carl	WR	Chicago Bruisers (1988-89), Dallas Texans (1990-91), Orlando Predators (1992-93), Milwaukee Mustangs (1994) Portland Steel (2015)
Ashford, Perez	WR	Chicago Rush (2006), Las Vegas Gladiators (2007), Utah Blaze (2008), New York Dragons (2008), Alabama Vipers (2010)
Azar, Steve	K	Detroit Fury (2001)
Baker, Kent	K	Iowa Barnstormers (2014)
Clark, Tyrone	LB	Chicago Rush (2013)
Cox, Landon	WR	Detroit Drive (1991), Dallas Texans (1992-93)
Hennings, Ted	OL/DL	Philadelphia Soul (2008)
Hill, Darrell	WR	Los Angeles Avengers (2007-08)
McGhghy, Matt	OL	Grand Rapids Rampage (2001)
Mitchell, Deon	WR/DB	Pittsburgh Gladiators (1987)
Mitchell, Ricky	WR/DB	Chicago Bruisers (1988) Portland Thunder (2015)
Moore, Martel	WR	New England Steamrollers (1988)
O'Malley, Steve	OL/DL	Milwaukee Mustangs (2011)
Onyebugu, Jason	OL/DL	Cincinnati Rockers (1992)
Ray, Corey	WR/DB	Albany Firebirds (1997)
Rose, C.J.	FB/LB	Oklahoma City Yard Dawgs (2010), Kansas City Command (2011), Chicago Rush (2012)
Salerno, Mike	K	Chicago Rush (2008)
Sheldon, Dan	WR	Tampa Bay Storm (2013-14), Jacksonville Sharks (2015)
Smith, Chris	DB	Tampa Bay Storm (2014)
Smith, Donald	DB	Milwaukee Mustangs (1997)
Strickland, Ralph	WR/DB	

### Arena Football Hall of Fame

2000 Carl Aikens, WR-DB



**Eddie Davis, DB**  
**2015 Canadian Football League Hall of Fame**  
 NIU 1991-94

## HUSKIES IN PRO FOOTBALL

### World Football League (1974)

Name	Pos.	Team (Years)
Gilbert, Jim	P	Chicago Winds (1975)
Kellar, Mark	FB	Chicago Fire (1974), Chicago Winds (1975)
Marks, Richard	LB	Chicago Winds (1975)



#### Draft Choices

Year	Name (Pos.)	Team	Rd./Overall
1974	Mark Kellar (FB)	Chicago Fire	7th

### United States Football League (1983-87)

Name	Pos.	Team (Years)
Gill, Max	DT	Michigan Panthers (1984)
Glasgow, Brian	TE	Chicago Blitz (1984)
Golsteyn, Jerry	QB	Orlando Renegades (1985)
Rosado, Dan	G	Houston Gamblers (1985)



#### Draft Choices

Year	Name (Pos.)	Team	Rd./Overall
1983	Larry Alleyne (LB)	Chicago Blitz	territorial draft
	Rich Barrent (OG)	Chicago Blitz	territorial draft
1984	Carl Aikens (WR)	Chicago Blitz	territorial draft
	Scott Bolzan (OT)	Chicago Blitz	territorial draft
	Tim Tyrrell (QB)	Chicago Blitz	territorial draft
1985	Pete Roth (RB)	Orlando Renegades	6/89
1986	Curt Pardridge (SE)	Orlando Renegades	4/22
	Steve O'Malley (DT)	Arizona Outlaws	4/23

### Xtreme Football League (2001)

Name	Pos.	Team (Years)
Johnson, LeShon	RB	Chicago Enforcers



#### Draft Choices

Year	Name (Pos.)	Team	Rd./Overall
2000	Mitch Jacoby (TE)	Chicago Enforcers	40/313
	LeShon Johnson (RB)	Chicago Enforcers	45/360

### WLAF/NFL Europa (1991-2007)

Name	Pos.	Team (Years)
Atkinson, Brian	LB	Rhein Fire (2006)
Collins, McAllister	C	Scottish Claymores (2002)
Drew, Randee	CB	Cologne Centurions (2005)
Finlen, Chris	QB	Barcelona Dragons (2003), Amsterdam Admirals (2005)
Graham, Dan	C	Montreal Machine (1991)
Hawthorne, Duane	CB	Scottish Claymores (2000)
Lee, Rob	CB	Frankfurt Galaxy (2006)
McGhghy, Matt	G	Frankfurt Galaxy (2006)
Mitchell, Deon	WR	Scottish Claymores (2000)
Peat, Todd	G	Frankfurt Galaxy (1995)
Sheldon, Dan	WR	Cologne Centurions (2007)
Talley, Charles	RB	England Monarchs (1998)



#### World Bowl Champions


1995 Todd Peat, OL, Frankfurt Galaxy  
 2006 Matt McGhghy, OL, and Rob Lee, DB, Frankfurt Galaxy

#### Draft Choices

Year	Name (Pos.)	Team	Rd./Overall
1991	Ted Hennings (DT)	Birmingham Fire	9th
1998	Charles Talley (TB)	England Monarchs	12/67

#### Co-Defensive MVP

2000 Duane Hawthorne, CB, Scottish Claymores



*Todd Peat (NIU 1983-86), LeShon Johnson (1992-93) and Mark Kellar (1971-73) are three Huskies who played football professionally in the NFL and in one of the now defunct professional leagues.*



# HUSKIE ALL-AMERICANS



*Jimmie Ward collected first team All-American honors from Sports Illustrated in 2013, in addition to third and fourth team recognition from the Associated Press and Phil Steele, respectively.*

1948 Floyd Hunsberger, HB (AP-hm)  
 1951 Bob Heimerdinger, QB (AP-hm)  
 1963 George Bork, QB (AP-hm, UPI-hm)  
 1965 Ron Christian, QB (AP-hm)  
 1969 John LaLonde, FB (AP-hm)  
 1971 Willie Hatter, SE (AP-hm)  
 1973 Mark Kellar, FB (AP-hm, UPI-hm, FN-hm, K-hm)  
 1977 Frank Lewandoski, LB (AP-hm)  
 1978 Dave Petzke, SE (AP-3rd)  
 1979 Frank Lewandoski, LB (AP-hm)  
 Randy Clark, OT (AP-hm)  
 Steve Claussen, DE (AP-hm)  
 1980 Mike Terna, LB (AP-hm)  
 Dave Petway, SS (AP-hm)  
 1981 Mike Chelovich, OG (AP-hm)  
 1982 Rich Barrent, OG (AP-hm)  
 Max Gill, DT (AP-hm)  
 Brian Glasgow, TE (AP-hm)  
 Pete Roth, TB (AP-hm)  
 1983 Scott Bolzan, OT (AP-hm)  
 Darryl Richardson, TB (AP-hm)  
 Vince Scott, PK (AP-hm)  
 Jeff Sanders, CB (AP-hm)  
 1984 Scott Kellar, DT (AP-hm)  
 Todd Peat, OG (AP-hm)  
 Todd Van Keppel, P (AP-hm)  
 1985 Doug Bartlett, NG (AP-hm)  
 Todd Peat, OT (AP-hm)  
 1986 Todd Peat, OG (AP-3rd)  
 Doug Bartlett, NG (AP-hm)  
 1987 Ted Karamanos, OG (AP-hm)  
 1988 Ron Delisi, ILB (AP-hm)  
 Brett Tucker, CB (AP-hm)  
 1989 Ron Delisi, ILB (TSN-hm)  
 Stacey Robinson, QB (TSN-hm, FN-hm)  
 1990 Stacey Robinson, QB (UPI-hm, FN-hm, PFW-hm)  
 Cary Caliendo, DE (FN-hm)  
 Adam Dach, FB (FN-hm)  
 John Ivanic, PK (FN-hm)  
 Eric Wenckowski, C (FN-hm)  
 1991 Adam Dach, FB (FN-hm)  
 Steve Henriksen, ILB (FN-hm)  
 Larry Wynn, FLK (FN-hm)

1992 LeShon Johnson, TB (UPI-hm, FN-hm)  
 Brad Capes, OT (Football News-hm)  
 Brian Steger, PK (FN-hm)  
 Steve Wild, OLB (FN-hm)  
 1993 LeShon Johnson, TB (AP-1st, UPI-1st, FN-1st, K-1st,  
 FN-1st, WC-1st, FWAA-1st, TSN-1st, PFW-1st)  
 Gerald Nickelberry, LB (FN-hm)  
 Tim O'Brien, OG (FN-hm)  
 Raymond Roberts, TE (FN-hm)  
 Brian Steger, PK (FN-hm)  
 1994 Chris O'Neal, C (FN-hm)  
 2000 Ryan Diem, OT (FN-3rd)  
 Justin McCareins, FLK (FN-hm)  
 2001 Steve Azar, PK (FN-hm)  
 2002 Dan Sheldon, WR (FD-2nd, CFC-2nd; CNNSI-hm)  
 Michael Turner, TB (FD-2nd, TSN-3rd, CNNSI-hm; PFW-hm)  
 2003 Steve Azar, PK (CFN-hm)  
 Michael Turner, TB (AP-2nd; CNNSI-2nd; TSN-2nd;  
 CSR-2nd; CFN-hm; R-hm)  
 2004 Dan Sheldon, PR (CFN-hm)  
 Garrett Wolfe, TB (CFN-hm, CNNSI-hm)  
 2005 Sam Hurd, WR (SI-hm)  
 Garrett Wolfe, TB (CFN-hm)  
 2006 Garrett Wolfe, TB (P-1st, AP-3rd, CFN-3rd; SI-hm)  
 Doug Free, OT (CFN-3rd, PFW-hm)  
 2007 Larry English, DE (PS-4th)  
 2008 Larry English, DE (PS-3rd, PFW-hm)  
 2011 Scott Wedige, C (CBS-2nd)  
 Chandler Harnish, QB (SI-hm)  
 Trevor Olson, OT (PS, 4th)  
 2012 Jordan Lynch, All-Purpose (AP-2nd, PS-2nd); QB (CBS-3rd, SI-hm)  
 2013 Jordan Lynch, All-Purpose (AP-1st, L-1st, PS-1st);  
 QB (CBS-2nd, USA-2nd, SI-hm)  
 Jimmie Ward, S (SI-1st, USA-1st, AP-3rd, ATH-3rd, PS-4th)  
 Tommylee Lewis, All-Purpose (SI-hm)  
 2015 Shawun Lurry, CB (FWAA-1st, PS-1st, WC-2nd, AP-3rd, ATH-3rd,  
 SI-hm)

KEY: AP=Associated Press; ATH=Athlon; CBS=CBSSports.com; CFC=CollegeFootball.com;  
 CFN=CollegeFootballNews.com; CNNSI=CNNSI.com; SI=Sports Illustrated; CSR=CollegeSportsReport.  
 com; FD=Football Digest; FN=Football News; FWAA=Football Writers Association of America/  
 Scripps; K=Kodak; L=Lindy's; P=Playboy; PFW=Pro Football Weekly; PS=Phil Steele; R=Rivals.com;  
 SI=Sports Illustrated; TSN=The Sporting News; UPI=United Press International; USA=USA Today;



*Jordan Lynch garnered All-American honors from six different organizations in 2013, including first team recognition from the Associated Press, Lindy's and Phil Steele.*



## HUSKIE ALL-AMERICANS



Alan Baxter (90) and Nabal Jefferson (99), along with tight end Jason Schepler, were named Academic All-Americans by the College Sports Information Directors of America in 2012. NIU led the nation with three players on the first and second teams.

### ACADEMIC ALL-AMERICANS

1960	Dick Metzcus, E (CoSIDA-2nd)
1961	Tom Beck, QB (CoSIDA-2nd)
1962	J. Walter Smith, DB (CoSIDA-hm)
1973	Jeff Eckmann, DT (CoSIDA-2nd)
1976	Jim Jacobson, OT (CoSIDA-2nd)
1993	Steve Wild, OLB (CoSIDA-2nd)
1996	Patrick Stephen, SS (CoSIDA-2nd)
1997	Patrick Stephen, FS (CoSIDA-2nd)
1998	Patrick Stephen, SS (CoSIDA-2nd)
2000	Thomas Hammock, TB (CoSIDA-1st)
2001	Thomas Hammock, TB (CoSIDA-1st)
2003	P.J. Fleck, WR (CoSIDA-2nd)
2012	Alan Baxter, DE (CoSIDA-1st)
	Nabal Jefferson, NG (CoSIDA-2nd)
	Jason Schepler, TE (CoSIDA-2nd)

### ACADEMIC ALL-DISTRICT (COSIDA)

2002	Jason Frank, DL (1st Team)
	Josh Haldi, QB (2nd Team)
	Dan Sheldon, WR (2nd Team)
	Tim Vincent, OL (2nd Team)
2003	P.J. Fleck, WR (1st Team)
	Rob Lee, DB (1st Team)
	Jake VerStraete, OL (1st Team)
2004	Josh Haldi, QB (1st Team)
	Rob Lee, DB (1st Team)
	Dan Sheldon, WR (1st Team)
	Jake VerStraete, OL (1st Team)
2006	Brad Benson, DT (1st Team)
	Mark Reiter, SS (1st Team)
2007	Jon Brost, OT (1st Team)
2008	Jon Brost, OT (1st Team)
	Craig Rusch, DE (1st Team)
2011	Nabal Jefferson, DT
2012	Alan Baxter, DE
	Nabal Jefferson, NG
	Jason Schepler, TE
	Rob Sterling, FB
2014	Rob Sterling, FB
2016	Max Scharping, OT

### FRESHMAN ALL-AMERICANS

1987	Cary Caliendo, DE (TSN-1st)
	Kevin Cassidy, FS (TSN-1st)
1988	Adam Dach, FB (TSN-1st)
2000	Steve Azar, PK (FN-1st; TSN-2nd)
2003	Doug Free, OT (TSN-3rd)
2004	Chris Nendick, PK (TSN-2nd)
2005	Jon Brost, OT (TSN-3rd)
	Tim McCarthy, LB (FWAA-1st, TSN-hm)
	Craig Rusch, DE (CFN-3rd)
2006	Eddie Adamski, C (FWAA-1st, TSN-hm)
2007	Alex Kube, S (FWAA-1st, TSN-1st)
2009	Sean Progar, DE (PS-2nd)
2015	Max Scharping, OL (FWAA-1st)

### SOPHOMORE ALL-AMERICANS

2006	Larry English, DE (CFN-3rd)
2007	Justin Anderson, TB (CFN-3rd)
2012	Tyler Loos, OT (CFN-hm)

### LITTLE ALL-AMERICANS

1951	Bob Heimerdinger, QB (AP-1st)
1953	Wes Luedeking, HB (WS-hm)
1958	Lew Flinn, QB (NAIA-2nd)
1959	Lew Flinn, QB (NAIA-2nd)
	Al Eck, E (NAIA-2nd)
	Joe Plaskas, FB (NAIA-hm)
1960	Al Eck, E (NAIA-2nd, AP-hm)
1961	Tom Beck, HB (NAIA-2nd)
1962	George Bork, QB (AP-1st, UPI-1st, WS-1st, NAIA-1st)
	Hugh Rohrschneider, E (AP-2nd, NAIA-2nd)
1963	George Bork, QB (AP-1st, UPI-1st, WS-1st, NAIA-1st)
	Hugh Rohrschneider, E (NAIA-2nd, AP-3rd)
	Bob Evans, C (NAIA-hm)
	Gary Stearns, E (NAIA-hm)
1965	Ron Christian, QB (AP-3rd)

KEY: AP=Associated Press; NAIA=National Association of Intercollegiate Athletics; UPI=United Press International; WS=Williamson Service.

## NATIONAL HONORS

### COLLEGE FOOTBALL HALL OF FAME

1999 George Bork, QB  
2004 Tom Beck, Coach

### HEISMAN TROPHY BALLOTING

1963 George Bork, QB (voting unavailable)  
1990 Stacey Robinson, QB (38th place, 2 pts, 2 3rd place votes)  
1993 LeShon Johnson, TB (6th place, 176 pts, 5 1st place votes, 51 2nd place, 59 3rd place)  
2003 Michael Turner, TB (18th place, 3 pts, 3 3rd place votes)  
2006 Garrett Wolfe (11th place, 29 pts)  
2012 Jordan Lynch (7th place, 52 pts)  
2013 Jordan Lynch (3rd place, 558 pts, 40 1st place votes, 149 2nd place, 140 3rd place)

### MAXWELL AWARD

2006 Garrett Wolfe, TB (Semifinalist)

### WALTER CAMP PLAYER OF THE YEAR

2011 Chandler Harnish, QB (Semifinalist)  
2013 Jordan Lynch, QB (Finalist)

### DOAK WALKER AWARD

1993 LeShon Johnson, TB (Finalist)  
2006 Garrett Wolfe, TB (Semifinalist)

### JOHNNY UNITAS GOLDEN ARM AWARD

2013 Jordan Lynch, QB (Finalist)

### DAVEY O'BRIEN NATIONAL QUARTERBACK AWARD

2013 Jordan Lynch, QB (Semifinalist)

### MANNING QUARTERBACK AWARD

2012 Jordan Lynch, QB (Finalist)  
2013 Jordan Lynch, QB (Finalist)

### AT&T ALL-AMERICA PLAYER OF THE YEAR

2013 Jordan Lynch, QB (Finalist)

### JIM THORPE AWARD

2013 Jimmie Ward, S (Semifinalist)  
2015 Shawun Lurry, CB (Semifinalist)

### WUERFFEL TROPHY

2011 Chandler Harnish, QB (Finalist)

### TOUCHDOWN CLUB OF COLUMBUS

#### MALE ATHLETE OF THE YEAR

2009 Jake Coffman, DE  
2011 Chandler Harnish, QB

### TOUCHDOWN CLUB OF COLUMBUS

#### CHIC HARLEY AWARD

2013 Jordan Lynch, QB



*A consensus All-American in 1993, LeShon Johnson was the first Huskie in NIU's FBS history to make his mark nationally.*

### NATIONAL BACK OF THE YEAR

1993 LeShon Johnson, TB (UPI)

### FOOTBALL NEWS OFFENSIVE PLAYER OF THE YEAR

1993 LeShon Johnson, TB (Finalist)

### NATIONAL PLAYER OF THE WEEK

1977 Allen Ross, TB (AP) vs. Ohio, Nov. 19 - **Back**  
1990 Stacey Robinson, QB vs. Fresno State, Oct. 6 (ESPN, Football News, Sports Illustrated, Chicago Tribune)  
1993 Scott Crabtree, QB vs. Nevada, Sept. 25 (Chicago Tribune, Sports Illustrated)  
LeShon Johnson, TB vs. Southern Illinois, Oct. 2 (Chicago Tribune)  
LeShon Johnson, TB vs. Iowa, Nov. 6 (Chicago Tribune)  
Scott Crabtree, QB  
2003 P.J. Fleck, WR vs. Ohio, Oct. 4 (USAToday.com)  
2004 Garrett Wolfe, TB vs. Eastern Michigan, Nov. 20 (CollegeSportsReport.com)  
2006 Garrett Wolfe, TB vs. Ball State, Sept. 30 (USA Today, Walter Camp, Sporting News)  
2007 Larry English, DE vs. Idaho, Sept. 22 (Football Writers/Bronko Nagurski Award)  
2010 Chad Spann, TB vs. Minnesota, Sept. 23 (Walter Camp Offensive)  
2012 Jordan Lynch, QB vs. Army, Sept. 15 (Capital One Cup Impact Performer of the Week)  
Jordan Lynch, QB vs. Kent State, Nov. 30 (Capital One Cup Impact Performer of the Week)  
2013 Jordan Lynch, QB vs. Central Michigan, Oct. 19 (Walter Camp Offensive)  
Jordan Lynch, QB vs. Purdue, Sept. 28 (AT&T All-America Player of the Week)  
Jordan Lynch, QB vs. Eastern Michigan, Oct. 26 (AT&T All-America Player of the Week)

### NATIONAL PLAY OF THE WEEK

1999 Demerist Whitfield, CB vs Vanderbilt, Sept. 11 (Compaq)

### NATIONAL BACKFIELD OF THE WEEK

1973 Mark Kellar, FB (UPI) vs. Ball State, Oct. 20  
Mark Kellar, FB (UPI) vs. Illinois State, Oct. 27  
1977 Allen Ross, TB (UPI) vs. Ohio, Nov. 19



## NATIONAL HONORS

### CAMPBELL TROPHY (Formerly Draddy Trophy)

2006	Doug Free, OT (Semifinalist)
2008	Jon Brost, OT (Semifinalist)
2009	Brandon Bice, DE (Semifinalist)
2010	Mike Krause, DT (Semifinalist)
2011	Chandler Harnish, QB (Finalist)
2012	Nabal Jefferson, NG (Finalist)
2013	Matt Krempel, OT (Semifinalist)
2014	Rob Sterling, FB (Semifinalist)
2016	Drew Hare, FB (Semifinalist)

### NATIONAL FOOTBALL FOUNDATION SCHOLAR-ATHLETE AWARD

1998	Patrick Stephen, FS
2004	Josh Haldi, QB
2011	Chandler Harnish, QB
2012	Nabal Jefferson, NG

### NATIONAL FOOTBALL FOUNDATION HAMPSHIRE HONOR SOCIETY

2010	Brandon Bice, DE
2011	Mike Krause, DL
2012	Chandler Harnish, QB Adam Kiel, TE Joe Pawlak, G
2013	Alan Baxter, DE Nabal Jefferson, NG Ryan Neir, P Jason Schepler, TE Courtney Stephen, S
2014	Matt Krempel, OL
2015	Luke Eakes, TE Jason Meehan, DE Rob Sterling, FB
2016	Cameron Clinton-Earl, DE
2017	Drew Hare, QB

### NCAA WALTER BYERS AWARD

2013	Nabal Jefferson, NG (Finalist)
------	--------------------------------

### NCAA POSTGRADUATE SCHOLARSHIP

2013	Nabal Jefferson, NG
------	---------------------

### LOWE'S SENIOR CLASS AWARD

2010	Jake Coffman, DE (First Team)
2011	Chandler Harnish, QB (Semifinalist)
2013	Jordan Lynch, QB (Finalist)

### ALLSTATE/AFCA GOOD WORKS TEAM

2008	Matt Simon, WR
2010	Adam Kiel, OL



*Marine Corps veteran Jake Coffman received recognition as a Senior CLASS Award first team player in 2010.*

### NATIONAL COACH OF THE YEAR (COLLEGE)

1963	Howard Fletcher (Runner-up)
------	-----------------------------

### AFCA REGION COACH OF THE YEAR

1962	Howard Fletcher
1963	Howard Fletcher
2003	Joe Novak

### EDDIE ROBINSON COACH OF THE YEAR AWARD

2012	Dave Doeren (Finalist)
------	------------------------



*Former head coach Joe Novak received AFCA Region Coach of the Year honors in 2003 after the Huskies' upsets of ranked teams Maryland and Alabama.*



## JORDAN LYNCH



In just two years, Jordan Lynch helped launch Northern Illinois University into the national spotlight.

Upon taking over the starting quarterback duties in 2012 after spending the previous two seasons as NIU's change-of-pace quarterback, the hard-nosed, dual-threat signal caller from Chicago's Mt. Greenwood neighborhood immediately became the central part of the Huskies' high-powered offense. Within weeks, NIU broke into the national rankings and Lynch was seen as a darkhorse candidate for the Heisman Trophy.

While he wasn't invited to New York City for the Heisman Trophy ceremony, Lynch did lead the Huskies to uncharted territory. After guiding NIU to a double-overtime 44-37 win over #16 Kent State in the MAC Championship Game, the Huskies were awarded with a bid to the 2013 Orange Bowl to face Florida State. Despite the loss to the Seminoles, Lynch finished the year with 4,953 yards of total offense and was responsible for 44 touchdowns, helping him finish seventh in the final Heisman balloting.

When some questioned whether he could replicate his historic 2012 season, the Chicagoan exceeded those figures in 2013. While helping the Huskies to an undefeated regular season, Lynch accumulated an NCAA QB-record 1,920 rushing yards and 23 touchdowns to go along with 2,892 passing yards and 24 aerial scores. On Oct. 19, he set an NCAA record for quarterbacks with 316 rushing yards against Central Michigan, then surpassed his mark with 321 on Nov. 26 against Western Michigan.

A second-straight record-setting season did get Lynch and invite to the 2013 Heisman Trophy ceremony, where he finished third in the final balloting with 558 points and 40 first-place votes - the highest finish for any player from a MAC school.



### LYNCH'S CAREER STATS

#### PASSING

Year	G/GS	C-A-I	Pct.	Yds.	TD	Lg	Yds/G	Effic.
2010	9/0	4-6-0	66.7	13	1	11	1.4	139.9
2011	13/0	15-20-0	75.0	166	1	41	12.8	161.2
2012	14/14	237-394-6	60.2	3138	25	73	224.1	144.9
2013	14/14	253-404-8	62.6	2892	24	66	206.6	138.4
<b>Career</b>	<b>50/28</b>	<b>509-824-14</b>	<b>61.8</b>	<b>6209</b>	<b>51</b>	<b>73</b>	<b>124.2</b>	<b>142.1</b>

#### RUSHING

Year	G/GS	No.	Yds.	Avg.	TD	Lg	Yds/G
2010	9/0	31	362	11.7	3	90	40.2
2011	13/0	45	246	5.5	3	66	18.9
2012	14/14	294	1815	6.2	19	88	129.6
2013	14/14	292	1920	6.6	23	61	137.1
<b>Career</b>	<b>50/28</b>	<b>662</b>	<b>4343</b>	<b>6.6</b>	<b>48</b>	<b>90</b>	<b>86.9</b>

#### TOTAL OFFENSE

Year	Rush	Yds.	Pass	Yds.	TDR	Plays	Yds.	YPG	YPP
2010	31	362	6	13	4	37	375	41.7	10.1
2011	45	246	20	166	4	65	412	31.7	6.3
2012	294	1815	394	3138	44	688	4953	353.8	7.2
2013	292	1920	404	2892	48	696	4812	343.7	6.9
<b>Career</b>	<b>662</b>	<b>4343</b>	<b>824</b>	<b>6209</b>	<b>100</b>	<b>1486</b>	<b>10552</b>	<b>211.0</b>	<b>7.1</b>

#### SINGLE GAME HIGHS

Pass Completions: 26, vs. Ball State, 11-13-13  
 Pass Attempts: 41, twice (last at Iowa, 8-31-13)  
 Passing Yards: 407, vs. Toledo, 11-14-12  
 Longest Pass: 73 yards, vs. Toledo, 11-14-12  
 Touchdown Passes: 4, three times (last vs. EMU, 10-26-13)  
 Rushing Attempts: 36, vs. Kent St. (MAC Championship), 11-30-12  
 Rushing Yards: 321, vs. Western Michigan, 11-26-13  
 Rushing TDs: 4 at Massachusetts, 11-2-13  
 Long Rush: 90 yards, vs. Buffalo, 10-16-10  
 Plays: 70, vs. Kent State (MAC Championship), 11-30-12  
 Total Offense Yards: 569 (407 pass, 162 rush) vs. Toledo, 11-14-12  
 Touchdowns Responsible For: 6, twice (last vs. EMU, 10-26-13;  
 4 passing, 1 rushing, 1 receiving)

### CAREER HIGHLIGHTS

- 2013 Heisman Trophy Finalist (3rd Place in Voting)
- 2013 Walter Camp Player of the Year Finalist
- 2012 & '13 Manning Quarterback Award Finalist
- 2013 Johnny Unitas Golden Arm Award Finalist
- 2013 Senior CLASS Award Finalist
- 2013 AT&T All-America Player of the Year Finalist
- 2013 Davey O'Brien National Quarterback Award Semifinalist
- 2013 All-American (AP, CBSSports.com, USA Today, Lindy's, Phil Steele, Sports Illustrated)
- 2012 All-American (AP, CBSSports.com, Phil Steele, Sports Illustrated)
- 2012 & '13 Vern Smith Leadership Award Winner
- 2012 & '13 MAC Offensive Player of the Year
- 2012 & '13 All-MAC (First Team)
- 2012 Marathon MAC Championship Game MVP
- 12x MAC West Offensive Player of the Week
- Walter Camp National Offensive POTW (10-19-13)
- AT&T All-America POTW (9-28-13 & 10-26-13)

# NORTHERN ILLINOIS UNIVERSITY FOOTBALL HISTORY

## HUSKIES IN POSTSEASON ALL-STAR GAMES

### ALL-AMERICA BOWL

1977 Ken Moore, TE

### AMERICAN BOWL

1969 John Spilis, WR (DNP-inj.)

### BLUE-GRAY GAME

1979 Frank Lewandoski, LB

2003 Steve Azar, K  
Rande Drew, CB  
Joe Novak, Coach  
Scott Shafer, Asst. Coach

### CAN-AM GAME

1978 Dave Petzke, SE

### CHALLENGE BOWL

1963 George Bork, QB  
Hugh Rohrschneider, E

### CHICAGO TRIBUNE COLLEGE ALL-STAR GAME

1936 Reino Nori, HB

1969 John Spilis, SE

### COLLEGE GRIDIRON SHOWCASE

2017 Joel Bouagnon, TB

### KING ALL-AMERICAN CLASSIC

1990 Brett Tucker, CB (DNP-inj.)

### LAS VEGAS ALL-AMERICAN CLASSIC

2004 Rande Drew, CB

### EAST-WEST SHRINE GAME

2004 Todd Ghilani, C

2006 Doug Free, OT

2012 Chandler Harnish, QB

2014 Jordan Lynch, QB

2015 Da'Ron Brown, WR

2017 Kenny Golladay, WR (DNP)



*Chandler Harnish completed 8-of-14 passes for 52 yards, while rushing for a touchdown in the West's 24-17 win in the 2012 East-West Shrine Game*

### HULA BOWL

2004 Steve Azar, K

2005 Joe Novak, Coach  
Dan Sheldon WR/PR (DNP-inj.)

### SENIOR BOWL

1994 LeShon Johnson, TB

2001 Ryan Diem, OT

2004 Michael Turner, TB

2006 Garrett Wolfe, TB

2009 Larry English, DE

2014 Jimmie Ward, S

### THE VILLAGES (TYCO) GRIDIRON CLASSIC

2001 Cameron Saulsby, LB

2002 Darrell Hill, WR

2004 Steve Azar, K

Todd Ghilani, C

Akil Grant, SS

2005 Brian Atkinson, LB

Dan Sheldon WR/PR (DNP-inj.)

### NORTH-SOUTH ALL-STAR GAME

2006 Jake Nordin, TE

### TEXAS VS. THE NATION ALL-STAR CHALLENGE/ NFLPA COLLEGIATE BOWL

2009 Eddie Adamski, C

2010 Chad Spann, TB

2012 Trevor Olson, OT

Pat Schiller, LB

Scott Wedige, C

2014 Martel Moore, WR


2016 Boomer Mays, LB

Andrew Ness, C

2017 Levon Myers, OT

### TROPICAL BOWL

2017 Sean Folliard, LB (American Team Defensive MVP)



*Offensive tackle Ryan Diem represented NIU at the 2001 Senior Bowl, playing on the North squad and went on to an 11-year NFL career.*

## MAC HONORS

### COACH OF THE YEAR

1983 Bill Mallory  
2002 Joe Novak  
2013 Rod Carey

### VERN SMITH LEADERSHIP AWARD

1983 Tim Tyrrell, QB  
2006 Garrett Wolfe, TB  
2007 Larry English, DE  
2008 Larry English, DE  
2010 Chad Spann, TB  
2011 Chandler Harnish, QB  
2012 Jordan Lynch, QB  
2013 Jordan Lynch, QB

### PLAYER OF THE YEAR

1978 Dave Petzke, SE  
1979 Frank Lewandoski, LB  
1980 Mike Terna, LB  
2005 Garrett Wolfe, TB (Columbus TD Club)  
2010 Chandler Harnish, QB (Columbus TD Club)  
2012 Jordan Lynch, QB (Columbus TD Club, The Sporting News)

### VERN SMITH NOMINEES

1982 Max Gill, DT  
1983 Tim Tyrrell, QB  
1984 Carl Aikens, SE  
1985 Scott Kellar, DT  
1997 Deon Mitchell, SE  
1998 Deon Mitchell, SE  
1999 Justin McCareins, FLK  
2000 Justin McCareins, FLK  
2001 Chris Finlen, QB  
2002 Michael Turner, TB  
2003 Michael Turner, TB  
2004 Josh Haldi, QB  
2005 Sam Hurd, WR  
2006 Garrett Wolfe, TB  
2007 Larry English, DE  
2008 Larry English, DE  
2009 Jake Coffman, DE  
2010 Chad Spann, TB  
2011 Chandler Harnish, QB  
2012 Jordan Lynch, QB  
2013 Jordan Lynch, QB  
2014 Da'Ron Brown, WR  
2015 Joel Bouagnon, TB  
2016 Kenny Golladay, WR

### OFFENSIVE PLAYER OF THE YEAR

2006 Garrett Wolfe, TB  
2010 Chad Spann, TB  
2011 Chandler Harnish, QB  
2012 Jordan Lynch, QB  
2013 Jordan Lynch, QB

### DEFENSIVE PLAYER OF THE YEAR

2008 Larry English, DE

### SPECIAL TEAMS PLAYER OF THE YEAR

2000 Justin McCareins, FLK  
2001 Steve Azar, PK  
2002 Dan Sheldon, WR  
2003 Steve Azar, PK  
2015 Aregeros Turner, WR/KOR

### FRESHMAN OF THE YEAR

1984 Pete Genatempo, QB  
1985 Marshall Taylor, QB

### MAC SCHOLAR-ATHLETES

1974 Jeff Eckmann, DT  
1975 Gary Hosier, SE  
1976 Russell Hill, SE  
1980 Jim Hannula, OT-P  
1982 Rich Barrent, OG

### ALL-CONFERENCE (COACHES)

1975 Bob Gregolunas, LB (1st)  
Ken Moore, TE (2nd)  
1976 Frank Lewandoski, LB (2nd)  
Don Palochko, OG (2nd)  
1977 Frank Lewandoski, LB (1st)  
Sam Boskovich, DE (2nd)  
Allen Ross, RB (2nd)  
Jack Wilson, CB (2nd)  
1978 Randy Clark, C (1st)  
Jim Hannula, P (1st)  
Dave Petzke, SE (1st)  
Scott Crooks, OG (2nd)  
Pete Kraker, QB (2nd)  
1979 Randy Clark, OT (1st)  
Steve Claussen, DE (1st)  
Frank Lewandoski, LB (1st)  
Mark Skowronski, C (2nd)  
Allen Ross, RB (2nd)  
Jim Hannula, P (2nd)  
Mike Pinckney, FL (HM)  
1980 Dave Petway, SS (1st)  
Mike Terna, LB (1st)  
Mike Chelovich, OG (2nd)  
Max Gill, DT (2nd)  
Jim Hannula, OT-P (2nd)  
Jim Latanski, TE (2nd)  
Mike Pinckney, WR (2nd)  
Allen Ross, RB (2nd)  
1981 Mike Chelovich, OG (1st)  
Rich Barrent, OT (2nd)  
Bob Morgan, DT (HM)  
1982 Rich Barrent, OG (1st)  
Max Gill, DT (1st)  
Brian Glasgow, TE (1st)  
Pete Roth, TB (1st)  
Scott Bolzan, OT (2nd)  
Vince Scott, PK (HM)  
Larry Alleyne, DE (HM)  
Todd Van Keppel, P (HM)  
1983 Scott Bolzan, OT (1st)  
Darryl Richardson, TB (1st)  
Jeff Sanders, CB (1st)  
Vince Scott, PK (1st)  
Steve Hirsch, DB (2nd)  
Todd Peat, OG (2nd)  
Gary Schlinger, DE (2nd)  
Tim Tyrrell, QB (2nd)  
Todd Van Keppel, P (2nd)  
Reggie Sims, TE (HM)  
1984 Scott Kellar, DT (1st)  
Todd Peat, OG (1st)  
Todd Van Keppel, P (1st)  
Doug Bartlett, NG (2nd)  
Lee Hicks, SS (2nd)  
Carl Aikens, SE (HM)  
1985 Doug Bartlett, NG (1st)  
Todd Peat, OT (1st)  
Scott Kellar, DT (2nd)  
Tim Griffin, LB (HM)  
Mike Kent, P (HM)  
Curt Pardridge, SE (HM)

1998 Donnavan Carter, FS (2nd)  
Ryan Diem, OT (2nd)  
Duane Hawthorne, CB (2nd)  
1999 Kent Baker, PK (1st)  
Ryan Diem, OT (1st)  
William Andrews, TB (2nd)  
Donnavan Carter, FS (2nd)  
Jermaine Hampton, SS (2nd)  
Benji Peacock, CB (HM)  
2000 McAllister Collins, C (1st)  
Ryan Diem, OT (1st)  
Thomas Hammock, TB (1st)  
Jermaine Hampton, SS (1st)  
Justin McCareins, FL (1st)  
Larry Williams, LB (1st)  
Buster Sampson, FS (2nd)  
Steve Azar, PK (HM)  
2001 Steve Azar, PK (1st)  
Thomas Hammock, TB (1st)  
Vince Thompson, CB (1st)  
Darrell Hill, FL (2nd)  
Akil Grant, SS (2nd)  
Tim Vincent, OT (2nd)  
Larry Williams, LB (HM)  
2002 Randee Drew, CB (1st)  
Travis Moore, DE (1st)  
Vince Thompson, CB (1st)  
Michael Turner, TB (1st)  
Tim Vincent, OT (1st)  
Larry Williams, LB (1st)  
Brian Atkinson, LB (2nd)  
Steve Azar, PK (2nd)  
Nick Duffy, LB (2nd)  
Matt Dunker, TE (2nd)  
Todd Ghilani, C (2nd)  
2003 Brian Atkinson, LB (1st)  
Steve Azar, PK (1st)  
Randee Drew, CB (1st)  
P.J. Fleck, WR (1st)  
Vinson Reynolds, DE (1st)  
Michael Turner, TB (1st)  
Jake VerStraete, OT (1st)  
Akil Grant, SS (2nd)  
Nick Duffy, LB (HM)  
Todd Ghilani, C (HM)  
2004 Brad Cieslak, TE (1st)  
Lionel Hickenbottom, FS (1st)  
Javan Lee, LB (1st)  
Travis Moore, DE (1st)  
Brian Van Acker, C (1st)  
Jake VerStraete, OT (1st)  
Garrett Wolfe, TB (1st)  
Doug Free, OT (2nd)  
Ben Lueck, OG (2nd)  
Dan Sheldon, WR (2nd)  
Chris Nendick, K (HM)  
2005 Doug Free, OT (1st)  
Quince Holman, DE (1st)  
Sam Hurd, WR (1st)  
Ben Lueck, OG (1st)  
Ray Smith, SS (1st)  
Brian Van Acker, C (1st)  
Garrett Wolfe, TB (1st)  
Jake Nordin, TE (2nd)



# MAC HONORS

## ALL-MAC (continued)

2006	Garrett Wolfe, TB (1st) Doug Free, OT (1st) Larry English, DE (1st) Dustin Utschig, FS (2nd) Chris Nendick, K (HM) Tim McCarthy, LB (HM)
2007	Britt Davis, WR (HM) Larry English, DE (1st) Justin Anderson, TB (2nd) Jon Brost, OT (3rd)
2008	Larry English, DE (1st) Mike Salerno, K (2nd) Eddie Adamski, C (3rd) Brandon Bice, DE (3rd) Jon Brost, OT (3rd) Tim McCarthy, LB (3rd)
2009	Jason Onyebugu, OL (3rd) Eddie Adamski, C (1st) Jason Onyebugu, OL (1st) Chad Spann, RB (1st) Brandon Bice, DE (2nd) Jake Coffman, DE (2nd) Me'co Brown, RB (3rd) Tommy Davis, PR (3rd)
2010	Chandler Harnish, QB (1st) Trevor Olson, OT (1st) Sean Progar, DE (1st) Chris Smith, CB (1st) Chad Spann, TB (1st) Scott Wedige, C (1st) Jake Coffman, DE (2nd) Joe Pawlak, OG (2nd) Devon Butler, LB (3rd) Landon Cox, WR (3rd) Tommy Davis, RS (3rd) Alex Kube, LB (3rd)
2011	Jason Schepler, TE (3rd) Chandler Harnish, QB (1st) Trevor Olson, OT (1st) Mathew Sims, K (1st) Scott Wedige, C (1st) Perez Ashford, WR (2nd) Jasmin Hopkins, RB (2nd) Sean Progar, DE (2nd) Jimmie Ward, DB (2nd) Nathan Palmer, WR (3rd)
2012	Alan Baxter, DE (1st) Jordan Lynch, QB (1st) Martel Moore, WR (1st) Sean Progar, DE (1st) Jimmie Ward, S (1st) Tyrone Clark, LB (2nd)
2013	Tyler Loos, OT (2nd) Jamaal Bass, LB (1st) Ken Bishop, DT (1st) Tommylee Lewis, WR (1st) Tyler Loos, OT (1st) Jordan Lynch, QB (1st) Jimmie Ward, S (1st) Da'Ron Brown, WR (2nd) Jared Volk, OG (2nd) Joe Windsor, DE (3rd) Dechane Durante, S (3rd)
2014	Paris Logan, CB (1st) Tyler Loos, OL (1st) Jason Meehan, DE (1st) Andrew Ness, C (1st)

2015	Da'Ron Brown, WR (2nd) Dechane Durante, S (2nd) Perez Ford, DE (2nd) Boomer Mays, LB (2nd) Rasheen Lemon, LB (3rd) Cameron Stingily, TB (3rd)
2016	Joel Bouagnon, TB (1st) Aidan Conlon, OG (1st) Perez Ford, DE (1st) Christian Hagan, K (1st) Shawun Lurry, CB (1st) Boomer Mays, LB (1st) Andrew Ness, C (1st) Aregeros Turner, KOR (1st) Kenny Golladay, WR (2nd) Levon Myers, OT (2nd) Marlon Moore, S (3rd)
2017	Max Scharping, OL (1st) Kenny Golladay, WR (1st) Aregeros Turner, KOR (1st) Levon Myers, OT (2nd) Joel Bouagnon, TB (2nd) Shawun Lurry, CB (2nd)

## MAC DISTINGUISHED SCHOLAR-ATHLETES

2014	Ryan Brown, OL Michael Gegner, OL Drew Hare, QB Jason Meehan, DE Rob Sterling, FB
2015	Cameron Clinton-Earl, DE Christian Hagan, K Drew Hare, QB Andrew Ness, C Max Scharping, OL Shane Wimann, TE
2016	Christian Hagan, K Corey Kennedy, S Max Scharping, OT Luke Shively, C Jordan Steckler, OL Shane Wimann, TE

## ACADEMIC ALL-MAC/ MAC HONOR ROLL

1973	Mark Collar, SE Jeff Eckmann, DT John Hildebrandt, OG Tom Neubert, OT Jim Tedeschi, LB
1974	Bill Tyler, OG Ed Klingberg, MG
1975	Jerry Golsteyn, QB
1976	Rick Burkhardt, CB
1977	Jim Jacobson, DT Sam Boskovich, DE Frank Lewandoski, LB Mark Stuart, S Dean Schultz, MG
1978	Paul Hudetz, OG Dave Petway, S Mark Stuart, S
1979	Jim Hannula, P Dave Petway, SS Dave Skowronski, WR
1980	Dave Petway, SS Jim Hannula, OT-P

1981	Vince Scott, PK Rich Burns, CB
1982	Rich Burns, FS
1983	Rich Burns, FS
1984	Dan Feely, C
1985	Steve Kmiec, FS
1997	Bill Simpson, NT Patrick Stephen, FS
1998	Brian Clark, PK Lewis Miskowicz, DE Patrick Stephen, SS
1999	Kent Baker, PK Ryan Diem, OT Lewis Miskowicz, DE Lou Sponsel, FB Mike Stack, FB
2000	Ryan Diem, OT Thomas Hammock, TB Joe Busald, DE Matt Dunker, TE P.J. Fleck, SE Lewis Miskowicz, DE Joey Reed, TE Alan Rood, FB Tim Vincent, OT
2001	Joe Busald, DE Eric Cheeseman, LB Randeew Drew, CB Matt Dunker, TE P.J. Fleck, SE Jason Frank, DE Thomas Hammock, TB Rob Lee, CB Andy Lothson, SE Joey Reed, TE Mike Scaramella, FB Jake VerStraete, OG Tim Vincent, OT
2002	Matt Dunker, TE Jason Frank, DE Todd Ghilani, C
2003	P.J. Fleck, WR Josh Haldi, QB Rob Lee, CB Jake VerStraete, OT Josh Haldi, QB Brad Benson, DT Rob Lee, CB Dan Sheldon, WR-PR Jake VerStraete, OT
2005	Brad Benson, DT Jason Ebenhoch, OG
2006	Brad Benson, DT Jon Brost, OL Doug Free, OT
2007	Jon Brost, OT Matt Simon, WR Brandon Bice, DE Justin Stewart, DB
2008	Jon Brost, OT Chandler Harnish, QB Mike Krause, DL Craig Rusch, DE Matt Simon, WR
2009	Brandon Bice, DE Tommy Davis, WR Chandler Harnish, QB

2010	Chandler Harnish, QB Nabal Jefferson, DT Mike Krause, DT Joe Pawlak, OG Jason Schepler, TE
2011	Chandler Harnish, QB Nabal Jefferson, DT Ryan Neir, P Keith Otis, OT Joe Pawlak, OG Alan Baxter, DE
2012	Nabal Jefferson, NG Ryan Neir, P Jason Schepler, TE Courtney Stephen, S Rob Sterling, FB
2013	Jacob Brinlee, WR Ricky Connors, FB Rob Sterling, FB Dominique Ware, S
2014	Jackson Abresch, S Ryan Brown, OL Cameron Clinton-Earl, DE Ricky Connors*, FB Luke Eakes, TE Michael Gegner, OL Drew Hare, QB Bobby Jones IV, LB William Lee, DT Anthony Maddie, QB Matt McIntosh, S Jason Meehan, DE Rob Sterling, FB Shane Wimann, TE/FB
2015	Cameron Clinton-Earl, DE Shane Evans, OL Ryan Graham, QB Christian Hagan, K Drew Hare, QB Bobby Jones, LB William Lee, DT Andrew Ness, C Max Scharping, OL Alex Schwab, LB Luke Shively, C Shane Wimann, TE Daniel Crawford, TE Shane Evans, OL Trayshon Foster, S Ryan Graham, QB Christian Hagan, K Bobby Jones IV, LB Corey Kennedy, S William Lee, DT Kyle Pugh, LB Max Scharping, OL Luke Shively, C Jordan Steckler, OT Corey Thomas, DT Shane Wimann, TE Quintin Wynne, DE

## MAC PLAYERS OF THE WEEK

<b>1973</b>			
Mark Kellar	FB	vs. Ball State	Oct. 20
Mark Kellar	FB	vs. Illinois State	Oct. 27
<b>1975</b>			
Ken Moore	TE	vs. Kent State	Oct. 4
<b>1976</b>			
Frank Lewandoski	LB	vs. Illinois State	Oct. 16
<b>1977</b>			
Frank Lewandoski	LB	vs. Wisconsin	Sept. 17
Allen Ross	RB	vs. Ohio	Nov. 19
<b>1978</b>			
Frank Lewandoski	LB	vs. Western Michigan	Sept. 16
Mark Stuart	S	vs. Western Illinois	Oct. 14
<b>1979</b>			
Frank Lewandoski	LB	vs. Long Beach State	Sept. 29
John Gibbons	QB	vs. Toledo	Nov. 10
<b>1980</b>			
Max Gill	DT	vs. Long Beach State	Sept. 5
John Gibbons	QB	vs. Central Michigan	Oct. 18
Mike Terna	LB	vs. Kent State	Nov. 1
<b>1982</b>			
Max Gill	DT	vs. Toledo	Sept. 4
Vince Scott	PK	vs. Ohio	Nov. 6
Russ Graham	LB	vs. Central Michigan	Nov. 20
<b>1983</b>			
Jeff Sanders	CB	vs. Kansas	Sept. 3
Darryl Richardson	TB	vs. Ball State	Oct. 1
Tim Tyrrell	QB	vs. Western Michigan	Oct. 8
Steve Hirsch	DB	vs. Miami (OH)	Oct. 29
Vince Scott	PK	vs. Toledo	Nov. 12
Darryl Richardson	TB	vs. Ohio	Nov. 19
<b>1984</b>			
Carl Aikens	SE	vs. West Texas State	Sept. 1
Lee Hicks	SS	vs. Kent State	Sept. 22
Scott Kellar	DT	vs. Central Michigan	Nov. 3
<b>1985</b>			
Steve O'Malley	DT	vs. Toledo	Oct. 19
Benji Peacock	CB	vs. Central Michigan	Oct. 17



*Frank Lewandoski earned MAC Player of the Week honors in each of his four seasons at NIU.*

<b>1999</b>			
William Andrews	TB	vs. Buffalo	Oct. 2
Jermaine Hampton	SS	vs. Ball State	Oct. 9
Justin McCareins	FLK	vs. Central Michigan	Oct. 16
Benji Peacock	CB	vs. Kent State	Oct. 23
<b>2000</b>			
Demerist Whitfield	CB	vs. Illinois State	Sept. 9
Buster Sampson	FS	vs. Central Florida	Oct. 7
Thomas Hammock	TB	vs. Akron	Oct. 14
Vincent Thompson	CB	vs. Buffalo	Oct. 28
Justin McCareins	FLK	vs. Central Michigan	Nov. 18
Michael Turner	TB	vs. Central Michigan	Nov. 18
<b>2001</b>			
Steve Azar	PK	vs. South Florida	Aug. 30
Larry Williams	LB	vs. South Florida	Aug. 30
Lionel Hickenbottom	FS	vs. Illinois	Sept. 8
Vince Thompson	CB	vs. Sam Houston State	Sept. 22
Michael Turner	TB	vs. Kent State	Oct. 13
Thomas Hammock	TB	vs. Western Michigan	Oct. 20
Darrell Hill	FLK	vs. Central Michigan	Oct. 27
Steve Azar	PK	vs. Eastern Michigan	Nov. 3
Nick Duffy	LB	vs. Eastern Michigan	Nov. 3
Chris Finlen	QB	vs. Ball State	Nov. 17
Lionel Hickenbottom	FS	vs. Ball State	Nov. 17
<b>2002</b>			
Thomas Hammock	TB	vs. Wake Forest	Aug. 29
Steve Azar	PK	vs. Wake Forest	Aug. 29
Larry Williams	LB	vs. Wisconsin	Sept. 14
Michael Turner	TB	vs. Western Illinois	Sept. 21
Justin Dole	SS	vs. Kent State	Sept. 28
Dan Sheldon	WR	vs. Kent State	Sept. 28
Randee Drew	CB	vs. Ball State	Oct. 5
Michael Turner	TB	vs. Miami (OH)	Oct. 12
Kursten Strothman	LB	vs. Western Michigan	Oct. 26
Michael Turner	TB	vs. Bowling Green State	Nov. 9
Michael Turner	TB	vs. Eastern Michigan	Nov. 16
Dan Sheldon	WR	vs. Toledo	Nov. 23
<b>2003</b>			
Steve Azar	PK	vs. Maryland	Aug. 28
P.J. Fleck	WR	vs. Maryland	Aug. 28
Vinson Reynolds	DE	vs. Maryland	Aug. 28
Team (Offense)		vs. Alabama	Sept. 20
Team (Defense)		vs. Alabama	Sept. 20
Team (Special Teams)		vs. Alabama	Sept. 20
Michael Turner	TB	vs. Iowa State	Sept. 27
P.J. Fleck	WR	vs. Ohio	Oct. 4
Steve Azar	PK	vs. Central Michigan	Oct. 11
Michael Turner	TB	vs. Central Michigan	Oct. 11
Brian Atkinson	LB	vs. Western Michigan	Oct. 18
Steve Azar	PK	vs. Western Michigan	Oct. 18
Lionel Hickenbottom	FS	vs. Ball State	Nov. 1
Steve Azar	PK	vs. Buffalo	Nov. 8
Steve Azar	PK	vs. Eastern Michigan	Nov. 22
Michael Turner	TB	vs. Eastern Michigan	Nov. 22
<b>2004</b>			
Ray Smith	SS	vs. Southern Illinois	Sept. 11
Dan Sheldon	PR	vs. Iowa State	Sept. 18
Javan Lee	LB	vs. Bowling Green State	Sept. 24
Chris Nendick	PK	vs. Bowling Green State	Sept. 24
Garrett Wolfe	TB	vs. Bowling Green State	Sept. 24
Chris Nendick	PK	vs. Central Florida	Oct. 9
Garrett Wolfe	TB	vs. Central Michigan	Oct. 16
Josh Haldi	QB	vs. Western Michigan	Oct. 23
Garrett Wolfe	TB	vs. Ball State	Oct. 30
Garrett Wolfe	TB	vs. Eastern Michigan	Nov. 20

## MAC PLAYERS OF THE WEEK

### 2005

Garrett Wolfe	TB	vs. Michigan	Sept. 3
Phil Horvath	QB	vs. Akron	Sept. 24
Adrian Davis	TB	vs. Kent State	Oct. 22
Shatone Powers	KR/PR	vs. Kent State	Oct. 22
Sam Hurd	WR	vs. Central Michigan	Nov. 5
Dustin Utschig	FS	vs. Toledo	Nov. 16
Garrett Wolfe	TB	vs. Toledo	Nov. 16
Garrett Wolfe	TB	vs. Western Michigan	Nov. 23

### 2006

Garrett Wolfe	TB	vs. Ohio State	Sept. 2
Garrett Wolfe	TB	vs. Buffalo	Sept. 16
Chris Nendick	K	vs. Indiana State	Sept. 23
Garrett Wolfe	TB	vs. Ball State	Sept. 30
Tim McCarthy	LB	vs. Ball State	Sept. 30
Garrett Wolfe	TB	vs. Miami	Oct. 8
Chris Nendick	K	vs. Temple	Oct. 21
Garrett Wolfe	TB	vs. Central Michigan	Nov. 17

### 2007

Larry English	DE	vs. Idaho	Sept. 22
Brandon Bice	DE	vs. Kent State	Nov. 10
Andy Dittbenner	P	vs. Ball State	Nov. 24

### 2008

Chandler Harnish	QB	vs. Minnesota	Sept. 1
Andy Dittbenner	P	vs. Eastern Michigan	Sept. 29
Larry English	DE	vs. Tennessee	Oct. 6
Alex Kube	LB	vs. Toledo	Oct. 20
Craig Rusch	DT	vs. Bowling Green	Oct. 27
Mike Salerno	K	vs. Bowling Green	Oct. 27
Larry English	DE	vs. Kent State	Nov. 24
Chandler Harnish	QB	vs. Kent State	Nov. 24

### 2009

Me'co Brown	RB	vs. Purdue	Sept. 19
Jake Coffman	DE	vs. Western Michigan	Oct. 3
Brandon Bice	DE	vs. Toledo	Oct. 17
Chad Spann	RB	vs. Akron	Oct. 31
Mike Salerno	K	vs. Akron	Oct. 31
Chad Spann	RB	vs. Eastern Michigan	Nov. 7
Cory Hanson	LB	vs. Eastern Michigan	Nov. 7
Jake Coffman	DE	vs. Ohio	Nov. 21

### 2010

Josh Wilber	P	vs. Illinois	Sept. 18
Chad Spann	RB	vs. Minnesota	Sept. 25
Jimmie Ward	Spec	vs. Minnesota	Sept. 25
Chandler Harnish	QB	vs. Akron	Oct. 2
Chandler Harnish	QB	vs. Temple	Oct. 9
Jimmie Ward	Spec	vs. Buffalo	Oct. 16
Tyrone Clark	LB	vs. Central Michigan	Oct. 23
Jake Coffman	DE	vs. Western Michigan	Oct. 30
Chandler Harnish	QB	vs. Toledo	Nov. 9
Jordan Delegal	Spec	vs. Ball State	Nov. 20
Jake Coffman	DE	vs. Eastern Michigan	Nov. 26

### 2011

Chandler Harnish	QB	vs. Army	Sept. 3
Ron Newcomb	DT	vs. Kent State	Oct. 8
Chandler Harnish	QB	vs. Western Michigan	Oct. 15
Chandler Harnish	QB	vs. Toledo	Nov. 1
Tommylee Lewis	KOR	vs. Toledo	Nov. 1
Chandler Harnish	QB	vs. Ball State	Nov. 15
Sean Progar	DE	vs. Eastern Michigan	Nov. 25

### 2012

Sean Progar	DE	vs. Iowa	Sept. 1
Jimmie Ward	S	vs. UT Martin	Sept. 8
Jordan Lynch	QB	vs. Army	Sept. 15
Jordan Lynch	QB	vs. Kansas	Sept. 22
Mathew Sims	K	vs. Central Michigan	Sept. 29
Jordan Lynch	QB	vs. Ball State	Oct. 6
Marlon Moore	CB	vs. Buffalo	Oct. 13
Sean Progar	DE	vs. Western Michigan	Oct. 27
Mathew Sims	K	vs. Western Michigan	Oct. 27
Ken Bishop	DT	vs. Massachusetts	Nov. 3
Jordan Lynch	QB	vs. Toledo	Nov. 14
Tommylee Lewis	KOR	vs. Eastern Michigan	Nov. 23

### 2013

Jordan Lynch	QB	vs. Iowa	Aug. 31
Mathew Sims	K	vs. Iowa	Aug. 31
Tommylee Lewis	WR	vs. Idaho	Sept. 14
Ken Bishop	DE	vs. Idaho	Sept. 14
Jordan Lynch	QB	vs. Eastern Illinois	Sept. 21
Jordan Lynch	QB	vs. Purdue	Sept. 28
Tommylee Lewis	KOR	vs. Purdue	Sept. 28
Cameron Stingily	RB	vs. Kent State	Oct. 5
Jordan Lynch	QB	vs. Central Michigan	Oct. 19
Jordan Lynch	QB	vs. Massachusetts	Nov. 2
Ken Bishop	DE	vs. Massachusetts	Nov. 2
Jordan Lynch	QB	vs. Ball State	Nov. 13
Jordan Lynch	QB	vs. Toledo	Nov. 20
Jordan Lynch	QB	vs. Western Michigan	Nov. 26

### 2014

Rasheen Lemon	LB	vs. Northwestern	Sept. 6
Drew Hare	QB	vs. UNLV	Sept. 13
Tyler Wedel	K	vs. UNLV	Sept. 13
Anthony Brooks	CB	vs. Ball State	Nov. 5
Christian Hagan	K	vs. Ohio	Nov. 18
Tyler Wedel	K	vs. Ohio	Nov. 18
Dechane Durante	S	vs. Western Michigan	Dec. 1

### 2015

Kenny Golladay	WR	vs. UNLV	Sept. 5
Shawun Lurry	CB	vs. Ohio State	Sept. 19
Aregeros Turner	KOR	vs. Boston College	Sept. 26
Drew Hare	QB	vs. Ball State	Oct. 10
Bobby Jones	LB	vs. Miami (OH)	Oct. 17
Drew Hare	QB	vs. Eastern Michigan	Oct. 24
Boomer Mays	LB	vs. Toledo	Nov. 3
Christian Hagan	K	vs. Toledo	Nov. 3
Joel Bouagnon	RB	vs. Buffalo	Nov. 11
Aregeros Turner	KOR	vs. Buffalo	Nov. 11
Boomer Mays	LB	vs. Western Michigan	Nov. 18
Marlon Moore	S	vs. Ohio	Nov. 24

### 2016

Sean Folliard	LB	vs. Ball State	Oct. 1
Christian Hagan	K	vs. Western Michigan	Oct. 8
Aregeros Turner	KR/WR	vs. Buffalo	Oct. 22
Joel Bouagnon	RB	vs. Bowling Green	Nov. 1



## HUSKIES IN THE POLLS

DATE	AP	USA TODAY COACHES	CFP
<b>2014</b>			
Final			
Week 16 (Dec. 7)	32 (11)	30 (29)	
Week 15 (Nov. 30)	35 (3)	32 (15)	
Week 14 (Nov. 23)		37 (3)	
Week 13 (Nov. 16)		38 (2)	
Week 4 (Sept. 14)		39 (10)	
Week 3 (Sept. 7)		T41 (5)	
Week 2 (Aug. 31)		T44 (2)	
Preseason		T44 (2)	

DATE	AP	USA TODAY COACHES	BCS
<b>2013</b>			
Final	28 (22)	28 (21)	
Week 16 (Dec. 8)	24 (144)	23 (149)	23
Week 15 (Dec. 1)	16 (596)	18 (547)	14
Week 14 (Nov. 24)	18 (470)	20 (459)	14
Week 13 (Nov. 17)	20 (426)	21 (418)	16
Week 12 (Nov. 10)	20 (396)	21 (445)	15
Week 11 (Nov. 3)	22 (332)	20 (409)	18
Week 10 (Oct. 27)	21 (290)	20 (373)	17
Week 9 (Oct. 20)	23 (220)	22 (298)	18
Week 8 (Oct. 13)	23 (185)	23 (224)	
Week 7 (Oct. 6)	23 (138)	23 (23)	
Week 6 (Sept. 29)	26 (104)	23 (169)	
Week 5 (Sept. 22)	31 (9)	30 (21)	
Week 4 (Sept. 15)	29 (24)	33 (26)	
Week 3 (Sept. 8)	30 (21)	30 (27)	
Week 2 (Sept. 1)	30 (27)	30 (31)	
Preseason	35 (16)	38 (19)	

DATE	AP	USA TODAY COACHES	BCS
<b>2012</b>			
Final	22 (227)	24 (156)	
Week 15 (Dec. 2)	16 (534)	16 (495)	15
Week 14 (Nov. 25)	19 (349)	18 (377)	21
Week 13 (Nov. 18)	24 (144)	23 (149)	
Week 12 (Nov. 11)	27 (77)	26 (105)	
Week 11 (Nov. 4)	26 (64)	26 (88)	
Week 10 (Oct. 28)	32 (12)	29 (39)	
Week 9 (Oct. 21)	T37 (5)	35 (14)	
Week 8 (Oct. 14)	—	T36 (2)	
Preseason	T41 (1)	46 (2)	

DATE	AP	USA TODAY COACHES	BCS
<b>2011</b>			
Final	28 (33)	26 (36)	
Week 15 (Dec. 4)	30 (7)	26 (14)	
Week 14 (Nov. 27)	36 (1)	30 (19)	
Week 13 (Nov. 20)	—	T31 (10)	
Week 12 (Nov. 13)	—	T36 (2)	
Week 3 through Week 11	—	—	
Week 2	T44 (5)	T38 (13)	
Preseason	T41 (4)	T44 (4)	

DATE	AP	USA TODAY COACHES	BCS
<b>2010</b>			
Final	29 (47)	26 (82)	
Week 15 (Dec. 5)	31 (7)	28 (13)	
Week 14 (Nov. 28)	24 (130)	23 (130)	25
Week 13 (Nov. 21)	26 (72)	26 (67)	
Week 12 (Nov. 14)	29 (37)	29 (30)	
Week 11 (Nov. 7)	34 (9)	T34 (8)	
Week 10 (Oct. 31)	38 (1)	36 (2)	
Week 9 (Oct. 24)	T37 (1)	T39 (1)	
Week 2 through Week 8	—	—	
Preseason	—	T49 (1)	

DATE	AP	USA TODAY COACHES	BCS
<b>2004</b>			
Week 12 (Nov. 7)	—	22 (205)	
Week 11 (Oct. 31)	—	24 (110)	
<b>2003</b>			
Week 12 (Nov. 9)	21	21 (298)	
Week 11 (Nov. 2)	23	23 (211)	
Week 10 (Oct. 26)	21	22 (174)	
Week 9 (Oct. 19)	12	14 (760)	
Week 8 (Oct. 12)	12	16 (694)	
Week 7 (Oct. 5)	16	18 (438)	
Week 6 (Sept. 28)	17	20 (413)	25
Week 5 (Sept. 21)	20	22 (238)	

Number of points in parentheses.



Joe Windsor and the Huskies appeared in the national polls every week during the 2013 season

### BY THE NUMBERS

Total weeks in national polls .....	61
Total weeks in Top 25 .....	26
Highest ranking:	
AP .....	12 (Oct. 12 & 19, 2003)
USA Today .....	14 (Oct. 19, 2003)
BCS .....	14 (Nov. 24 & Dec. 1, 2013)
Most consecutive weeks ranked in Top 25:	
AP .....	10 (Oct. 6-Dec. 8, 2013)
USA Today .....	11 (Sept. 29-Dec. 8, 2013)
BCS .....	8 (Oct. 20-Dec. 8, 2013)

## PAST CONFERENCE HONORS

### LITTLE 19 CONFERENCE

*(1928-46)*

#### PLAYER OF THE YEAR

1935 Reino Nori, HB  
1938 Tego Larsen, G  
1946 Duane Cunz, G

#### FIRST TEAM ALL-CONFERENCE

1929 Jack Mustapha, QB  
1931 John Pace, E  
1932 Reino Nori, HB  
1934 Leonard Skoglund, E  
1935 Reino Nori, HB  
Bill Howard, T  
1936 Tego Larsen, E  
Chet Davis, QB  
1937 Lou DeRango, G  
1938 Howard Fletcher, T  
Tego Larsen, G  
Frank Stegman, G  
John Young, E  
Ollie Krahenbuhl, FB  
1939 Ed Behan, E  
Howard Fletcher, T  
John Young, E  
1940 Frank Stegman, T  
Ollie Krahenbuhl, FB  
1941 Toimi Jarvi, HB  
1944 Ray Schuett, E  
Al Riippi, T  
Warren Jenks, G  
Howard Boudreau, QB  
Elmer Piatt, HB  
1945 Larry Brink, E  
Dick Piatt, HB  
Al Hodous, G  
1946 Larry Brink, E  
Ed Mascal, T  
Duane Cunz, G  
Ed Arquilla, G  
Harry Henigan, FB

### ILLINOIS INTERCOLLEGIATE ATHLETICS CONFERENCE

*(1947-65)*

#### PLAYER OF THE YEAR

1951 Bob Heimerdinger, QB  
1959 Lew Flinn, QB  
1962 George Bork, QB  
1963 George Bork, QB  
1964 Jack Dean, HB  
1965 Ron Christian, QB

#### FIRST TEAM ALL-CONFERENCE

1947 Larry Brink, E  
Warren Reitzel, G  
Bill Minnihan, C  
Don Fortunato, QB  
1949 Bob Heimerdinger, QB  
Bob Fowlie, C

1950 Bob Heimerdinger, QB  
Ernie Wickstrom, HB  
Fran Cahill, E  
1951 Bob Heimerdinger, QB  
Fran Cahill, E  
Julius Brasini, E  
Tony Biondi, T  
Steve Mash, T  
Leo Schmidt, LB  
Dan Mojica, HB  
1957 Alex Gulotta, G  
1959 Lew Flinn, QB  
Al Eck, E  
Wayne Dannehl, C  
Dale Berman, T  
Bob Soltis, HB  
Joe Plaskas, FB  
1960 Al Eck, E  
Marv Baker, T  
Bob Moloney, G  
Bob Soltis, HB  
Derril Corbett, LB  
1961 Tom Beck, QB  
Bob Moloney, G  
Rich Bader, E  
1962 George Bork, QB  
Mike Henigan, LB  
Lynn McCann, T  
Hugh Rohrschneider, E  
Ernie Thompson, DHB  
1963 Hugh Rohrschneider, E  
Gary Stearns, E  
Dave Mulderink, T  
Roger Smith, G  
Bob Evans, C  
George Bork, QB  
Jack Dean, HB  
Lynn McCann, DE  
Dave Herstedt, DT  
Tom Walz, MG  
Mike Henigan, LB  
1964 Jack Dean, HB-QB  
Roger Stark, T  
Dennis Harrison, G  
Terry Henigan, C  
Lynn McCann, DE  
Dave Herstedt, DT  
Ed Janoski, LB  
John Haar, LB  
Bob Stark, E  
1965 Joe Bertone, T  
Ron Christian, QB  
Arny Vesely, HB  
Terry Henigan, LB  
Bill Kessler, CB  
Dan Meyer, HB-DHB  
Lowell Burgess, G

### BIG WEST CONFERENCE

*(1993-95)*

#### PLAYER OF THE YEAR

1993 LeShon Johnson, TB (Offense)

#### ALL-CONFERENCE

1993 LeShon Johnson, TB (1st)  
Tim O'Brien, OG (2nd)  
Derek Sholdice, OT (2nd)  
Steve Wild, OLB (2nd)  
Sam Denson, SS (HM)  
Steve Rodgers, SE (HM)  
1994 Brian Grimes, TB (2nd)  
Mitch Jacoby, TE (2nd)  
Gerald Nickelberry, ILB (2nd)  
Chris O'Neal, C (2nd)  
C.J. Rose, DE (2nd)  
Derek Sholdice, OT (2nd)  
Mike Sutherland, OG (2nd)  
Hollis Thomas, NG (2nd)  
Mandel Hester, ILB (HM)  
1995 Charles Talley, TB (1st)  
Hollis Thomas, NG (1st)  
C.J. Rose, DE (2nd)  
Derek Sholdice, OT (2nd)  
Mike Sutherland, C (2nd)  
Duane Arrindell, OG (HM)

#### ACADEMIC ALL-CONFERENCE

1993 Brian Steger, PK (1st)  
Steve Wild, OLB (1st)

#### PLAYER OF THE WEEK

1993 LeShon Johnson, TB  
vs. Arkansas State (Sept. 18)  
Scott Crabtree, QB,  
vs. Nevada (Sept. 25)  
Steve Wild, OLB,  
vs. Nevada (Sept. 25)  
LeShon Johnson, TB,  
vs. Southern Illinois (Oct. 2)  
LeShon Johnson, TB,  
vs. Iowa (Nov. 6)  
1994 C.J. Rose, DE,  
vs. New Mexico State (Oct. 8)  
Gerald Nickelberry, ILB,  
vs. Arkansas (Nov. 12)  
1995 Todd Garifo, FS,  
vs. San Jose State (Sept. 16)  
Brandon Willis, SE,  
vs. San Jose State (Sept. 16)

### INDEPENDENT

*(1996)*

#### ALL-NATIONAL INDEPENDENT

1996 Mandel Hester, LB (1st)  
Deon Mitchell, SE (2nd)  
Charles Talley, TB (2nd)  
Mitch Jacoby, TE (3rd)

# NIU PLAYER AWARDS



Mark Kellar (left) and Garrett Wolfe (right) are the only three-time team MVP award recipients.

## NIU MVPs (1950-2015)

*Chosen by the Huskie Coaching Staff*

1950	Ernie Wickstrom, HB
1951	Bob Heimerdinger, QB
1952	Jim McKinzie, E
1953	Wes Luedeking, HB
1954	Ralph Krupke, C
1955	Donald Davis, HB
1956	Tom Skubich, HB
1957	Alex Gulotta, G
1958	Dale Berman, T
1959	Lew Flinn, QB
1960	Bob Soltis, HB
1961	Tom Beck, QB
1962	George Bork, QB
1963	George Bork, QB
1964	Jack Dean, HB-QB
1965	Bob Stark, E
1966	Dan Meyer, DHB
1967	Jim Hering, DE
1968	John Spilis, SE
	Jim Faggetti, LB
1969	Steve Parker, QB
	Jim Patterson, LB
1970	Dave Weisendanger, OT
	Dan DeVito, DHB
1971	Mark Kellar, FB
	Larry Clark, LB
1972	Mark Kellar, FB
	Larry Clark, LB
1973	Mark Kellar, FB
	Jeff Eckmann, DT
1974	Tim Peters, C
	Tom Plesha, S
1975	Jerry Golsteyn, QB
	Bob Gregolunas, LB
1976	Don Palochko, OG
	Vince Smith, RB
	Tim Dacy, DE
1977	Dave Petzke, SE
	Frank Lewandoski, LB
1978	Pete Kraker, QB
	Dave Petzke, SE
	Mark Stuart, FS
1979	Frank Lewandoski, LB
	Mike Pinckney, SB
1980	Jim Latanski, TE

1981	Larry Alleyne, LB
1982	Max Gill, DT
1983	Tim Tyrrell, QB
1984	Scott Kellar, DT
	Pete Roth, TB-FB
1985	Tim Griffin, LB
1986	Todd Peat, OG
1987	Ted Karamanos, OG
1988	Mike Hollingshed, OLB
	Bob Montel, OG
	Marshall Taylor, QB
1989	Ron Delisi, ILB
1990-95	None selected
1996	Mandel Hester, LB
	Mitch Jacoby, TE
	Charles Talley, TB
1997	Deon Mitchell, SE
	Steve Smith, LB
1998	Duane Hawthorne, CB
	Deon Mitchell, SE
1999	William Andrews, TB
	Donnavan Carter, FS
2000	Justin McCareins, FLK
	Buster Sampson, FS
2001	Darrell Hill, FLK
	Nick Duffy, LB
2002	Michael Turner, TB
	Larry Williams, LB
2003	Michael Turner, TB
	Vinson Reynolds, DE
2004	Garrett Wolfe, TB
	Brian Atkinson, LB
2005	Garrett Wolfe, TB
2006	Garrett Wolfe, TB
2007	Justin Anderson, TB
	Larry English, DE
2008	Larry English, DE
2009	Chad Spann, RB
	Jake Coffman, DE
2010	Chandler Harnish, QB
2011	Chandler Harnish, QB
2012	Jordan Lynch, QB
2013	Jordan Lynch, QB
2014	Da'Ron Brown, WR
2015	Kenny Golladay, WR
	Boomer Mays, LB
2016	Kenny Golladay, WR

## JAWAN JACKSON AWARD (2002-2015)

*Given in memory of Jawan Jackson, a Huskie walk-on who died during winter conditioning drills, and presented to a walk-on or former walk-on who makes the greatest impact.*

2002	Travis Moore, DE
2003	Randee Drew, DB
2004	Brad Cieslak, TE
2005	Martin Wilson, DT
2006	Keenan Blalark, LB
2007	Alex Krutsch, DT
2008	Willie Clark, WR
2009	Jake Coffman, DE
2010	Jack Marks, TE
2011	Pat McAvoy, FB
2012	Rob Sterling, FB
2013	Jacob Brinlee, WR
	James Spencer, RB
2014	Ricky Connors, FB
2015	Alex Schwab, LB
2016	Will Daniels, LB

## FRAN CAHILL AWARD (2002-2015)



*Awarded in memory of Fran Cahill, the "first great receiver" in NIU history, this award honors a receiver who exemplifies Cahill's attitude, approach and level of excellence and is selected by a group including former Huskie Bob Heimerdinger and members of the Cahill family.*

2002	P.J. Fleck
2003	P.J. Fleck
2004	Dan Sheldon
2005	Sam Hurd
2006	Jake Nordin
2007	Matt Simon
2008	Matt Simon
2009	Landon Cox
2010	Landon Cox
2011	Willie Clark
2012	Perez Ashford
2013	Da'Ron Brown
2014	Juwan Brescacin
2015	Juwan Brescacin
2016	Clayton Glasper



## ALL-TIME LETTERWINNERS


## A

Abbinanti, Bob.....	1975.....	LB
Abel, Jason.....	1986.....	TE
Abresch, Jackson.....	2014, 2016.....	S
Aceto, Joe.....	1953-54.....	HB
Acevedo, Chris.....	2006-07.....	OG
Acker, George.....	1949-51.....	G
Ackert, J. Edward.....	1899, 1901-02.....	T-G
Adams, Dan.....	1971-73.....	LB
Adams, Jack.....	1952.....	DB
Adams, Mike.....	1991-94.....	NG
Adamski, Eddie.....	2006-09.....	C
Adee, William.....	1926.....	T
Adler, Lou.....	1956-57.....	Mgr.
Adonis, Evans.....	2006-08.....	WR
Aikens, Carl.....	1981, 83-84.....	SE
Ainsworth, Jeff.....	1970-71.....	OT
Akis, Rodney.....	1987-89.....	DT
Alberts, John.....	1952-53.....	DL
Alexander, Terrell.....	1995-97.....	LB
Allen, James.....	1973.....	Mgr.
Allen, James.....	1995.....	CB
Allen, Josh.....	2005-08.....	LB
Allen, Mycial.....	2013, 2015-16.....	S
Allen, Roy.....	1935-38.....	E
Allen, Terrell.....	1952.....	HB
Alles, George.....	1974-75.....	DE
Alleyne, Larry.....	1979-82.....	DE-LB
Allgood, Sean.....	1991-94.....	FLK
Alms, Leonard.....	1940, 45.....	T
Altendorfer, Vernon.....	1925-26.....	G
Alvarado, Ron.....	1969-70.....	Mgr.
Ambrose, Jake.....	2015-16.....	P
Amoo, Perry.....	1995-98.....	SS-LB
Anderson, Aaron.....	2001-02.....	TE
Anderson, Allen.....	1978-79.....	CB
Anderson, Bill.....	1910-12.....	HB
Anderson, John.....	1944.....	C
Anderson, Justin.....	2006-09.....	TB
Anderson, Larry.....	1968.....	Mgr.
Anderson, S.....	1922.....	DT
Anderson, Zach.....	2010, 2012-13.....	DL
Andres, Jerry.....	1961-64.....	FB
Andress, T.....	1926.....	
Andrews, Torrence.....	1998-99.....	CB
Andrews, William.....	1998-99.....	TB
Anteau, Rick.....	1995.....	FB
Anthenat, Sam.....	2003.....	Mgr.
Anthony, George.....	1991-94.....	FB
Antione, Andy.....	1995.....	CB
Antonacci, Anthony.....	2006-08.....	DE
Appell, Mike.....	1987.....	ILB
Arbuckle, Phil.....	1901-02.....	E
Archie, Mike.....	2000-02.....	SE
Armato, Alex.....	1978-80.....	RB
Arquilla, Ed.....	1941-42, 46.....	G
Arrindell, Duane.....	1993-95.....	DE-OG
Ashbrook, Russ.....	1935.....	C
Ashford, Perez.....	2009-12.....	WR
Athans, Luke.....	2005.....	LB
Atkinson, Brian.....	2001-04.....	LB
Azar, Steve.....	2000-03.....	PK

## B

Bader, Rich.....	1960-62.....	E
Baker, Dan.....	1955.....	HB
Baker, Kent.....	1996-99.....	P-PK
Baker, Marv.....	1958-61.....	T
Baker, William.....	1911-12.....	T
Balas, Andrew.....	1932-33.....	HB
Ball, Andy.....	1979-82.....	SE
Ball, Lester.....	1923.....	HB
Ball, Pete.....	1923-24.....	HB
Ball, Tom.....	1975-76.....	DT-C
Ballard, William.....	1984-87.....	S-LB
Banak, Mark.....	1987, 89-91.....	Mgr.
Banks, Jason.....	2001-02.....	DT
Barber, Jack.....	1936.....	FB
Barker, Brandon.....	1994-95.....	QB
Barksdale, Greg.....	2010.....	LB
Barnas, Garrett.....	2009-10.....	SS
Barnes, Stephanie.....	2001.....	Mgr.
Barnicle, Jerry.....	1977.....	LB

Barradell, A. E.....	1902-03.....	HB
Barrent, Rich.....	1979-82.....	OT-OG
Bartlett, Doug.....	1983-86.....	NG-DT
Bartol, Jerry.....	1993-95.....	TE
Barton, Henry.....	1911, 15.....	QB
Basile, Bruce.....	1971-73.....	R
Bass, Jamaal.....	2011-14.....	LB
Bassett, Dallas.....	2004.....	LB
Bastable, Tom.....	1969-70.....	SE
Bates, Rae.....	1915-16.....	E
Batina, Mike.....	1968-70.....	C
Battaglia, Matt.....	2010-11.....	OG
Battas, Scott.....	2001.....	SE
Bauer, Ed.....	1951-53, 55.....	HB
Bauer, Leland.....	1940.....	HB
Bauman, Don.....	1949.....	E
Baumann, Russ.....	1940-42, 46.....	T-E
Baumgaertel, Tom.....	1965-67.....	DB
Baxter, Darrellton.....	1981.....	NG
Baxter, Alan.....	2009-12.....	DE
Bean, Leslie.....	1916.....	T
Beal, Brandon.....	2005-08.....	TE
Beasley, Larry.....	1968.....	HB
Beattie, Rachel.....	1995.....	Mgr.
Beck, Charles.....	1909.....	QB
Beck, Tom.....	1959-61.....	QB-HB
Beckman, Walt.....	1950-51.....	C
Beckner, Bryan.....	2007, 09.....	TE
Beebe, Chad.....	2013-15.....	WR
Behan, Ed.....	1938-41.....	E
Behrends, Charles.....	1945.....	T
Bell, Cameron.....	2010-11.....	TB
Belmontez, Mike.....	1996-98.....	OT
Belz, Gene.....	1983-86.....	LB-NG
Belza, Kenneth.....	1944.....	Mgr.
Bender, Lloyd.....	1909-10.....	T-FB
Benion, Ernie.....	1973-74.....	LB
Benson, Brad.....	2003-06.....	FB-NG
Benz, Ereik.....	2005.....	DE
Berg, George.....	1926-27.....	HB
Berg, Howard.....	1958-60.....	E
Berman, Dale.....	1958-59.....	T
Bertone, Joe.....	1964-66.....	OT
Best, Paul.....	1920-21.....	T
Bethel, Ben.....	1960-61.....	HB
Bex, Todd.....	1982-84.....	OT-NG
Bice, Brandon.....	2007-09.....	DE
Biddick, Dan.....	1953-56.....	E
Bieber, Frank.....	1950-51.....	G
Bierman, Dave.....	1981, 83.....	OT
Biondi, Luke.....	2006.....	ST
Biondi, Matt.....	2005.....	OG
Biondi, Tony.....	1950-53.....	T
Bishop, Ken.....	2012-13.....	DT
Black, Bill.....	1967-68.....	FLK
Blagden, Charles.....	1916.....	HB
Blair, Paul.....	1937-39.....	T
Blake, Chris.....	1971-73.....	CB
Blake, Christian.....	2014-16.....	WR
Blake, Cory.....	1989, 91-92.....	TE-LB
Blalark, Keenan.....	2005-06.....	LB
Blasch, Donald.....	1936.....	C
Bledsoe, Kandas.....	1999.....	SE
Block, Sievert.....	1943.....	FB



Doug Bartlett, 1983-86

Bloodsaw, Glen.....	1996-98.....	LB-DE
Bloom, Dan.....	1951.....	HB
Bloom, Tom.....	1962-63.....	Mgr.
Bloomington, Paul.....	1913.....	G
Boenzi, Frank.....	2011.....	DT
Bolding, Darnell.....	2009-10.....	DE
Bolen, Bob.....	1957.....	T
Bolerjack, Thurman.....	1958.....	Mgr.
Bolzan, Scott.....	1980-83.....	OT
Bonati, Fred.....	1964.....	G
Bonin, James.....	1970.....	Mgr.
Booker, Abe.....	1959-60.....	E
Booth, Kent.....	1995-97.....	OG
Borcak, Bob.....	1976, 78.....	LB-TE
Bork, George.....	1960-63.....	QB
Boskovich, Sam.....	1976-78.....	DE
Boston, Bill.....	1967-69.....	HB-S
Bouagnon, Joel.....	2013-16.....	TB
Boudreau, Chuck.....	1955.....	QB
Boudreau, Howard.....	1944.....	QB
Bowen, Orlando.....	1994, 96-98.....	LB-DE
Bower, Ed.....	1926-27.....	C
Bowers, Giorgio.....	2012.....	TB
Bowman, Darren.....	1986.....	DT
Boyle, Dan.....	1948-49.....	C
Boyle, James.....	1934.....	HB
Brandford, Emery.....	1976.....	OT
Brashears, James.....	1911-12.....	G
Brasini, Julius.....	1948-51.....	E
Braun, Ralph.....	1925.....	E
Bray, Bruce.....	1967-69.....	HB
Brejda, Stan.....	1961.....	E
Brescacin, Juwan.....	2012-15.....	WR
Bridges, Ricky.....	1979-82.....	QB
Brigham, Bob.....	1947-49.....	FB
Brink, Larry.....	1945-47.....	E
Brinkman, Mitchell.....	2016.....	TE
Brinlee, Jacob.....	2012-13.....	WR
Brinson, Damarius.....	2016.....	CB
Bristow, Sidney.....	1920.....	C
Brocker, Rich.....	1979-80.....	FS
Broderick, Dave.....	1963-64.....	FB
Broderick, John.....	1961-62.....	DE
Brodhay, Ron.....	1952.....	DB
Bronswick, Sam.....	1947-49.....	T
Brooks, Anthony.....	2014-16.....	CB
Brooks, Otha.....	1992-95.....	SE
Brost, Jon.....	2005-08.....	OT
Brothers, Clark.....	1908.....	E
Broughton, Bob.....	1929.....	HB
Brouillette, Gene.....	1955.....	HB
Browman, Ludvig.....	1922-23.....	T
Brown, Charles.....	1946.....	C-T
Brown, DaRon.....	2011-14.....	WR
Brown, Dale.....	2015-16.....	OL
Brown, Derrill.....	1954.....	T
Brown, D.J.....	2015-16.....	WR
Brown, Glenn.....	1995.....	DE
Brown, Lester.....	1930-32.....	HB-FB
Brown, Me'co.....	2008-09.....	RB
Brown, Phil.....	2005, 07-09.....	LB
Brown, Ron.....	2014-16.....	OL
Brown, Ryan.....	2011-14.....	OT
Browne.....	1925.....	E
Brucker, Mike.....	1990-92.....	Mgr.
Brune, Bill.....	1997-98.....	FS
Bryant, David.....	2006-09.....	S
Bryant, Greg.....	1993-94.....	DE
Bryant, Ivory.....	1997-99.....	TB
Bryant, Patrick.....	1986-89.....	CB-OLB
Bucaro, Phil.....	1987-89.....	DE-DT
Buchanan, Darin.....	1988-89, 91.....	DT-OL
Budrich, Bob.....	1957.....	T
Burge, Adam.....	2016.....	S
Bullock, Chad.....	1988-90.....	OT
Burgess, Lowell.....	1964-66.....	OG
Burkhart, Rick.....	1975-77.....	CB
Burnett, Phil.....	1987.....	C
Burns, Rich.....	1980-83.....	FS
Busald, Joe.....	1999-2001.....	DE
Busching, Al.....	1949-50.....	HB
Butler, Devon.....	2009-10.....	LB
Byrne, Tim.....	1954.....	QB

## C

Cahill, Fran.....	1948-51.....	E
Cahill, Tom.....	1977-80.....	DT-OG
Cain, John.....	1944.....	E
Caldwell, Jim.....	1956-57.....	E
Caliendo, Cary.....	1987-90.....	DE
Calkins, Richard.....	1962-64.....	C-OT
Callan, Larry.....	1948-49.....	C
Callaway, Ezra.....	1904.....	E
Calmese, Norm.....	1973-74.....	CB
Camacho, Abie.....	1996.....	NG
Campbell, Elijah.....	2015.....	S
Campbell, Joseph.....	1922.....	G
Cann.....	1925.....	HB
Cannon, Clarence.....	1916, 20-21.....	HB
Cannon, William.....	1899.....	E
Capes, Brad.....	1989-92.....	DE-OT
Caringella, Scott.....	1994.....	CB
Carlson, Mark.....	1972-73.....	QB
Carpenter, Bob.....	1967-69.....	QB
Carr, Dennis.....	1965.....	OG
Carter, Chase.....	2007-08.....	DB
Carter, Donnavan.....	1997-99.....	SS-FS
Carter, Jarret.....	2004-06.....	WR
Cary, Lee.....	1965-67.....	OG
Casey, David.....	1961, 63-64.....	E
Cash, Bruce.....	1956.....	Mgr.
Cassidy, Kevin.....	1987-90.....	FS
Cassidy, Kurt.....	1987-90.....	SE
Castelein, Clair.....	1974-76.....	DB
Cetina, Bob.....	1974.....	DE
Chambers, Russell.....	2015.....	DT
Chapman, Gary.....	1982-83.....	FLK
Chappellear.....	1923-24.....	E-G
Chase.....	1916.....	G
Cheeseman, Eric.....	2001.....	LB
Cheli, Joseph.....	1926.....	C
Chelovich, Mike.....	1978-81.....	OG
Cheren, Renard.....	2015-16.....	LB
Christensen, Clarence.....	1928.....	FB
Christian, Eric.....	1974-76.....	CB
Christian, Ron.....	1963-65.....	QB
Christian, Steve.....	1988-91.....	FS-OLB
Ciesla, Dick.....	1969-70.....	OT
Cieslak, Brad.....	2002-04.....	TE
Cklamovski, Michael.....	2010.....	K
Clancy, Mark.....	1987-90.....	SE
Clanton, Montell.....	2005-06, 08.....	TB
Clark, Brian.....	1995-98.....	PK
Clark, Don.....	1938.....	E
Clark, Issac.....	1910.....	T
Clark, John.....	1933-35.....	E
Clark, Larry.....	1970-72.....	LB
Clark, Randy.....	1977-79.....	C-OT
Clark, Tyrone.....	2009-10, 12.....	LB
Clark, Willie.....	2008-11.....	WR
Clarkson, Matt.....	1990-93.....	DE-OG
Clasey, Tyler.....	2007-09.....	WR
Claussen, Steve.....	1976-79.....	TE-DE
Clemans, Terry.....	1984-85.....	OT
Clemen Trent.....	1998-2001.....	LB-DE
Clemens, Greg.....	2000.....	OG
Clinton-Earl, Cam.....	2014-15.....	DE
Cockrum, Matt.....	1997-99.....	OG
Coffey, Bob.....	1955.....	T
Coffey, Donald.....	1920.....	E-HB
Coffey, Pat.....	1974-76.....	CB-S
Coffman, Jake.....	2007-10.....	DE
Cohorst, Carl.....	1981.....	DE
Cokinis, Doug.....	1986.....	DT
Cole, David.....	1908-11.....	G-T
Coleman, Adam.....	2008-10.....	DT
Coleman, Dan.....	1995.....	Mgr.
Coleman, Leo.....	1974-75.....	LB
Collar, Mark.....	1973-74.....	SE
Colletti, Doug.....	1978-81.....	Mgr.
Collins, McAllister.....	1997-2000.....	DT-OL
Combs, John.....	1970.....	P-PK
Compton, Ben.....	2014-15.....	DE
Conahan, Leo.....	1922, 24.....	T
Concaldi, Frank.....	1941.....	C
Concidine, Gerald.....	1935.....	T
Concidine, Wes.....	1924-27.....	E
Condos, Gus.....	1944.....	Mgr.
Cone, Everett.....	1924-26.....	HB-QB

## ALL-TIME LETTERWINNERS

Conlon, Aidan	2012-15	OG
Connor, Steve	1979-80	MG-DT
Connors, Ricky	2012-14	FB
Considine, Rick	1981-83	FS
Conway, Amanda	2005-08	Mgr.
Coogan, Bill	1966-67	FB
Cook, Bobby	1942, 46-47	HB
Cook, Harold	1936	Mgr.
Cook, Steve	1971-72	Mgr.
Cook, Wayne	1943	HB
Cooksey, Leonard	2002-03	DT
Cooper, Elzie	1934-35	FB
Corbett, Derril	1956, 58-60	OG-LB
Corbett, Quin	1992	P
Corcoran, Josh	2015-16	DE
Corey, Ron	1956	HB
Corley, Herlandez	2015-16	DT
Cornell, Edward	1899	T
Cornell, Noah	1901-02	G
Cornell, William	1905-06	T
Cotter, Dick	1969	ILB
Cotton, Brian	1990-93	FB-OLB
Cotton, Michael	2012	LB
Couch, Charles	1934-36	T
Coulom, Don	1954-55	QB
Court, Arthur	1931-33	C
Cox, Landon	2007-10	WR
Crabtree, Scott	1992-93	QB
Cramer, Carl	1910, 13-15	C
Crawford, Daniel	2016	TE
Crider, Ricky	2007-10	TB
Croegaert, Jared	1993-95	Mgr.
Crooke, Tom	1939	T
Crooks, Scott	1977-78	OG
Cross, Billy	1999, 2001-02	Mgr.
Cross, Kendrick	1985-86	SE
Crowley, Bob	1956	C
Cruikshank, Jason	2007-08	LB
Crump, Tom	1981	DE
Cudden, David	1963-64	QB-Mgr.
Cunningham, Reed	2007-09	TE
Cunz, Duane	1941, 46	G
Curtin, Jim	1978	DT
Curtis	1922	HB
Cvengros, Andy	1977	DE
Czocher, Jim	1967-69	C

### D

Dach, Adam	1988-91	FB-TB
Dacy, Tim	1974-76	DE
Daglas, George	2004-05	C
Dahill, Kevin	1985-86	Mgr.
Dahlfors, Tom	1963	Mgr.
Daniels, Akeem	2010-12, 14	TB
Daniels, Kiarree	2008-10	CB
Daniels, Will	2016	LB
Dannehl, Wayne	1957-59	QB-C
Dantzler, T. C.	1991	TB
Daub, Floyd	1945	HB
Davenport, Glen	1938-39	E
Davis, Adrian	2002, 04-05	TB
Davis, Antonio	1985-87	FB-HB
Davis, Bob	1949-50	C
Davis, Brandon	2005-07	TE
Davis, Britt	2005-08	WR
Davis, Bronson	1961	DB
Davis, Butch	1925-26	T
Davis, Chet	1935-38	HB-QB
Davis, Don	1954-55	HB
Davis, Eddie	1991-94	TB-CB
Davis, Harry	1910	G
Davis, Luke	1995	TE
Davis, Tommy	2009-11	S
Davison, LeRoy	1939-40	Mgr.
Davison, Jim	1964-66	C
Dean, Jack	1961-64	HB-QB
Dean, Mark	1935-37	HB-G
Deeke, Wayne	1964-65	HB
Deigl, Frank	1952-54	E
Dekan, George	1940	G
Delisi, Ron	1986-89	ILB
Delegal, Jordan	2009-11	LB
Deloney, Van	1982	FLK
Demmitt, Jim	1956	PK
Denson, Sam	1993-94	SS

Dentino, Greg	1976	DB-SE
DeRango, Lou	1935-37	G
Dessing, Tim	1978-79	FS-CB
Deveaux, Lance	2016	LB
DeVito, Dan	1968-70	DB
Devitt, Desmond	1920-21	G
Deyo, Floyd	1958-61	T
DeYoung, Richard	1900	E
Dial, Bill	1969-70	DT
Didesch, Eric	1999-02	DT-NT
Didesch, Scott	2002	Mgr.
Diedrich, Clark	2008-10	Mgr.
Diem, Ryan	1997-2000	OT
Dierking, Ed	1952	HB
Dissinger, Donald	1931-33	T-G
Dittbenner, Andy	2005-08	P
Dittle, Jerry	1965-66	OG-LB
Dmochowski, Chester	1946	T
Dobay, Jamie	1992-95	P-PK
Dohrmann, Eric	1997	NT
Dokes, Keafta	2005	CB
Dolan, Brendan	1982-83	OG
Dole, Justin	1999-02	SS
Dolio, Ardwin	1937-38	T
Domenz, Tom	1994-96	ILB-Mgr.
Donaldson, Dave	1971-73	OG
Donnelly, Francis	1922-25	E-HB
Donnelly, Jim	1966-67	E
Donnelly, Paul	1914-16	T-E
Donyes, Jesse	1912-13	FB
Douglas, Jason	1996-97	LB
Doyle, Brendan	1998	FLK
Drew, Randee	2000-03	CB-WR
Drugan, Terry	1970-72	QB
Duchane, Mike	1992-94	OLB
Duda, Gene	1948-50	C
Dudley, Alfred	1929-32	FB
Dudley, Russ	1966-68	HB
Duffield, Bob	1940-42, 46	FB-T
Duffy, Nick	2000-03	LB
Dukes, Michelle	2001-02	Mgr.
Dunbar, Ruben	2015	DE
Dunker, Matt	1999-02	TE
Dunlap, Cy	1952	OL
DuPart, Scott	1995	FS
Durante, Dechane	2011-14	S
Durante, Tony	1958	HB
Dwyer, Robert	1964-65	Mgr.

### E

Eade, Cliff	1959-60	HB
Eakes, Luke	2011-14	TE
Ebaugh, Lisle	1922	T
Ebenezer, Don	1955	C
Ebenhoch, Jake	2003-05	OG
Eby, Merle	1937-40	QB-HB
Echols, Charles	1972-73	DE
Eck, Al	1958-60	E
Eck, John	1902-05	E-QB
Eckmann, Jeff	1971-73	DT
Edem, Dan	2009-10	LB
Edmond, Eugene	1988	HB
Edwards, Navarre	1909	HB
Eggink, James	1992	DE
Eidam, Jim	1971-73	LB
Eldridge, James	1911, 13	HB
Elliot, Scott	1988-90	OG
Ellis, Joel	2001-03	OG
Embree, Waite	1923	T
Emerzian, Garo	1986-87	PK
English, Larry	2005-08	DE
Erb, Russell	1932-35	HB
Erickson, Rudolph	1922-27	G
Erwin, Jimmy	2000-02	P
Eskoff, Brent	1984	QB
Etling, David	1971	Mgr.
Evans, Bob	1960-63	C
Evans, Bob	1971-73	DT
Evans, Robert	1938	Mgr.
Evans, Sean	2011-13	CB
Evans, Shane	2015-16	OL

### F

Fagan, Howard	1957-59	E
Faggetti, Jim	1966-68	LB
Fairbairn, Valerie	1999-2000	Mgr.
Fairfax, Robert	1935	T
Falbo, Anthony	1999-02	DE-DT
Falbo, Nick	2003-04	Mgr.
Farmer, Kevin	1977	CB
Farney, John	1940-42	HB
Farr, Alvin	1902-04	E-QB
Faustin, Jhony	2011-13	CB
Favor, Rich	1988, 90-92	HB-CB
Fay, John	1984	OG
Feaman, Scott	1969-70	TE
Feely, Dan	1983-84	C
Fendley, Mike	1975	P
Ferris, Raymond	1912-13	E
Fiedler, Wayne	1967-69	FLK
Fiene, Eric	1987-90	OT
Finkenbinder, Erwin	1907	E-T
Finkenbinder, Walter	1903-06	T
Finlen, Chris	1997, 99-01	QB
Finley, Dick	1969	DE
Finnegan, John	1927	T
Fiordelisi, Rocco	1951-54	T
Fiorito, Mike	1958	HB
Firkins, Curtis	1924-25	G
Fischer, Aaron	2015	FB
Fischer, Charles	1950, 52	HB
Fischer, Clark	1960	T
Fisher, Bill	1976-77	OG
Fisher, Carl	1975-78	FB
Fitzgerald, Richard	1943	QB
Fitzgerald, Shea	2002	OT
Flahive, Connor	2008-10	FB
Flatley, Mike	1975-76	SE
Fleck, P.J.	1999-01, 03	SE
Fleming, Ladell	2013-16	LB
Flentje, Lewis	1899	E
Flesher, Chip	1979	ILB
Fletcher, Howard	1938-39	T
Fletcher, John	1979	C
Flewellyn, Kenneth	1929-30	E
Flight, Jeff	1993	OLB
Flink, Duane	1943	E
Flinn, Lew	1957-59	QB
Florence, Bob	1975	FLK
Florence, Byron	1971-73	FLK
Florence, Scott	1995-96	TB
Flury, Jeremy	1997-01	Mgr.
Flury, Justin	2003-04	Mgr.
Foley, Phil	1985-88	DL
Folliard, Sean	2013-16	LB
Folta, John	1952-55	LB
Fontana, Jeff	2006-07	DB
Ford, Perez	2012-15	DE
Ford, Will	1996	DE
Forester, Bob	1984-85	PK
Fort, Jeff	1962-63	S
Fortunato, Don	1946-48	QB
Foster, Randall	1996-97	QB-TE
Foster, Trayshon	2016	S
Fowler, George	1957	HB
Fowler, Oscar	1913	G
Fowlie, Bob	1947-49	C
Fox, Dan	1991	ILB
Francis, Alton	1993-95	TB
Francis, Devron	2001-04	FS
Frank, Jason	2000-03	DE
Frazier, Corey	1991	CB
Frazier, Kevin	1986-87	DE-DT
Frederick, James	1901	T
Free, Doug	2003-06	OT
Freeman, Fred	1929-30	G
French, Roland	1984	DE
Freza, Ed	1969	TB
Friel, Kurt	1980-81	OT
Froelich, Dean	1947	HB
Frost, Jack	1963, 65-67	SE
Frye, Tom	1969	DT
Funfmann, Don	1969	OLB
Furst, Brian	1979-81	FB-DT

### G

Gaines, Tom	1971-73	DE
Gall, David	1968	OT
Gallagher, Anthony	2003-04	P
Gallois, Doug	1968	SE
Galloway, Norval	1947-48	Mgr.
Garbe, Dave	1946, 48	T
Gardell, Harry	1942	G
Garifo, Todd	1993-95	CB-FS
Garner, Wix	1920	QB
Garrett, Dave	1969-70	FLK-DB
Garrett, Harry	1941, 46-47	C-HB
Garrett, Jahl	1997-99	FLK
Garton, Greg	1971-72	OT
Gassman, Walter	1912-13	G-T
Gastel, Greg	1978-79	DT
Geary, Jeff	1989-91	DB
Gegner, Michael	2011-12, 14	C
Geiser, Bart	1993	QB
Genatempo, Pete	1984, 86-87	QB
Gentile, Dan	1971-73	FLK
George, Edward	1929-30	T
George, Patrick	2007-10	DB
Gerhardt, Fred	1941	T
Gerin, Virgil	1984-87	S
Gerulis, Alex	1985	ILB
Ghilani, Todd	2000-03	C
Gholston, Chris	1987	HB
Giannamore, Frank	1959-61	Mgr.
Gibbons, John	1978-81	QB
Gilbert, Aaron	1994-95	QB
Gilbert, Jim	1972-74	PK-P
Gilbert, Leigh	1964-66	FB
Gilbert, Ryan	2003	QB
Gill, Max	1979-82	DT
Givens, Ellsworth	1907-08	G
Givens, Sanford	1900-02	HB
Glaser, Fritz	1946	QB
Glasgow, Brian	1979-82	TE
Glasper, Clayton	2013-16	WR
Glasper, Darren	1985	DB
Glover, Elroy	1991	ILB
Goehl, Steve	1970-71	TB
Golden, Matt	1988-91	PK
Goldsmit, Floyd	1973-75	QB
Goldsmit, Rob	1985	Mgr.
Golladay, Kenny	2015-16	WR
Golsteyn, Jerry	1973-75	QB
Goodwin, Wellesley	1946	E
Gordon, Donovan	2012-14	DT
Gorman, Dan	1969	TB
Gorman, Joe	1981-82	FB
Goshgarian, Dave	1958-59	T
Grady, DeMarcus	2008-11	QB-WR
Graham, Bill	1951-54	HB
Graham, Dan	1984-87	TE-C
Graham, Russ	1979-82	SS-ILB
Graham, Ryan	2015-16	QB
Grande, Jim	1972-74	CB
Grant, Akil	2000-03	FS
Green, Daniel	2012	DL
Green, Tim	1987, 89	ILB-DE
Greene, George	1914-15	G
Greenup, Bryan	1978	QB
Gregolunas, Bob	1973-75	QB-LB
Gregolunas, Mike	2003-06	Mgr.
Gregory, Glen	1944-45	G
Gregus, Rick	1980-82	TE
Grennisen, Mike	1961	Mgr.
Griesman, Mike	1965-67	QB
Griffin, Anthony	1995-96	FB
Griffin, John	1997	TE
Griffin, MacArthur	1991-93	CB
Griffin, Tim	1982-85	ILB
Griffin, TJ	2005, 08	LB
Grim, Robert	1935	C
Grimes, Brian	1993-94	TB
Groeniger, Nick	2009-10	TB
Gronlund, Howard	1942	HB
Grotmeyer, Dick	1950	C
Grovak, Jeff	1974-77	ILB
Gucwa, Joe	1987-89	OG
Gulbrandson, Gil	1967	DB
Gulley, Dave	1989	FS
Gulotta, Alex	1954-57	G



## ALL-TIME LETTERWINNERS

Gust, Dave.....1984-86.....OT-OG  
 Gutowski, Jeff.....1997.....SE  
 Guy, Arthur.....1912-13.....C-T

## H

Haar, John.....1962-64.....G  
 Hackel, Don.....1951, 53.....T  
 Hadley, Charles.....1910.....HB  
 Hadley, George.....1934-35.....HB  
 Hagan, Christian.....2014-16.....K  
 Hagman, Milton.....1927.....T  
 Hahn, Junior.....1924-25.....C  
 Hakala, Barry.....1975-76.....DT-OT  
 Haldi, Josh.....2002-04.....QB  
 Halem,.....1924.....C  
 Haley, Ross.....2008-10.....Mgr.  
 Halle, Andy.....1951-53.....C  
 Hallgren, Kenneth.....1943.....T  
 Halloran, John.....1964-65.....Mgr.  
 Hamilton, Dennis.....1970.....OT  
 Hammerich, Harold.....1967-68.....OT  
 Hammock, Thomas.....1999-02.....TB  
 Hammuck, Milton.....1988-90.....HB  
 Hampton, Jermaine.....1998-2000.....SS  
 Handy, Ron.....1979-81.....TE  
 Hannula, Jim.....1977-80.....TE-OT-P  
 Hanrahan, Mike.....1972-74.....OT  
 Hansbro, Adriel.....2003-06.....CB  
 Hansbro, Alvah.....2003-06.....CB  
 Hansen, Ron.....1957-59.....HB  
 Hanson, Bryan.....1989-90.....ILB  
 Hanson, Cory.....2006-09.....LB  
 Hanson, Eugene.....1922, 27.....HB  
 Happ, Lester.....1949.....T  
 Hardwick, Jim.....1975-77.....NG  
 Hardy, John.....1994.....DE  
 Hare, Drew.....2014-16.....QB  
 Harkless, Paul.....1934.....C  
 Harmes, Jim.....1953.....QB  
 Harmon, Craig.....1998, 2000.....QB  
 Harmston, Ty.....2015-16.....DE  
 Harnish, Chandler.....2008-11.....QB  
 Harris, A.J.....2002-05.....TB  
 Harris, Arnie.....1973.....LB  
 Harris Jr., Keith.....2012-13.....TB  
 Harris, Reggie.....1984-87.....DT  
 Harris, Steve.....1987.....OLB  
 Harrison, Dennis.....1961-64.....G  
 Harrison, Dennis.....1973.....S  
 Harrison, Paul.....1914-16.....T-FB  
 Harrison, Paul.....1938-41.....HB  
 Harte, George.....1925.....E  
 Harvey, Tom.....1967-69.....DB  
 Hastings, Rob.....1969-70.....DT  
 Hatter, Willie.....1970-72.....SE  
 Hausen, Henry.....1899-01.....HB  
 Havel, Henry.....1943.....HB  
 Hawkins, Brandon.....2001-02.....SS  
 Hawkins, Jason.....2001-04.....LB  
 Hawthorne, Duane.....1995-98.....CB  
 Hayden, John.....1938-40.....HB  
 Hayes, Delos.....1948.....HB  
 Hayes, Marckie.....2011-12.....CB  
 Hayes, Roger.....1934.....C  
 Hayes, William.....1944.....T  
 Hays, Eric.....1995.....C  
 Haywood, Marceo.....1995.....TB  
 Hazelett, Cody.....2013.....LB  
 Hedberg, Leslie.....1925-27, 29.....SS  
 Heide, Dave.....1982-84.....C  
 Heidel, Greg.....1986-88.....OT  
 Heimerdinger, Bob.....1948-51.....QB  
 Hein, Karl.....1933-36.....T  
 Hein, Scott.....1992.....OLB  
 Heine, Don.....1974.....DE  
 Heinrich, Bill.....1981-83.....Mgr.  
 Heitter, Marvin.....1905, 07.....G  
 Hellams, Mike.....2010.....LB  
 Hellman, Kenneth.....1936.....HB  
 Helms, Hugh.....1950.....HB  
 Hemphill, William.....1947-48.....C  
 Henigan, Clarence.....1928.....E  
 Henigan, Harry.....1942, 46-47, 49.....FB  
 Henigan, Mike.....1960-63.....LB  
 Henigan, Terry.....1962-65.....LB

Hennings, Ted.....1986-89.....DT  
 Henningson, Arthur.....1944.....FB  
 Henriksen, Steve.....1988, 90-91.....FB-ILB  
 Hepfinger, Mike.....1970.....Mgr.  
 Hering, Jim.....1965-67.....DE  
 Herra, Phil.....1980-83.....OG-OT  
 Herstedt, Dave.....1962-64.....T  
 Hess, Dick.....1953.....HB  
 Hesse, John.....1987, 90.....CB  
 Hester, Mandel.....1992-94, 96.....ILB  
 Hickenbottom, Lionel.....2001, 03-04.....FS  
 Hicks, Darryl.....1981-82.....FB  
 Hicks, Gerold.....1931.....G  
 Hicks, Lee.....1981-84.....SS  
 Hicks, Ron.....1951.....DB  
 Higgins, Mike.....1985-88.....SS-ILB  
 Hightower, Joe.....1999.....FS  
 Hilby, Joe.....2003-04.....CB  
 Hildebrandt, David.....1962-63.....FB  
 Hildebrandt, John.....1971-73.....C  
 Hill, Darrell.....1998-99, 2001.....FLK  
 Hill, Edward.....1937.....C  
 Hill, Johnny.....1997.....SE  
 Hill, Keegan.....2003-04.....Mgr.  
 Hill, Rasche.....1997-98.....DE-DT  
 Hill, Russ.....1973-75.....SE  
 Hillicker, Leslie.....1909-10.....E  
 Hillicker, Louis.....1909-10.....QB  
 Hinkel, Bud.....1941.....HB  
 Hipple, Edgar.....1900-02.....E  
 Hirsch, Steve.....1980-83.....DB  
 Hoar, Robert.....1945.....HB  
 Hochstein, Maggie.....2001-03.....Mgr.  
 Hodous, Al.....1945-48.....G  
 Hoffman, Robert.....1956.....G-LB  
 Holley, Charles.....1907.....G  
 Holliday, Jeff.....1990.....DT  
 Hollingshed, Mike.....1984-86, 88.....DB-LB  
 Holm, Kevin.....1997.....TE  
 Holman, Quince.....2003-05.....DE-DT  
 Holmes, Terry.....2001.....Mgr.  
 Holt, Tim.....1971-72.....OG  
 Holt, Tom.....1970-73.....OG  
 Holycross, Zack.....2004-07.....DT  
 Hoover, John.....1970-71.....OT-DE  
 Hoover.....1924.....T  
 Hopkins, Al.....1952-54.....Mgr.  
 Hopkins, Jasmin.....2010-11.....TB  
 Hopson, Sean.....1999-01.....LB-FB-DE  
 Horan, Harold.....1922.....G  
 Horvath, Phil.....2004-06.....QB  
 Hosier, Gary.....1973-74.....TE  
 Hotchkiss, Forrest.....1927.....T  
 Houston, James.....1987.....OLB  
 Howard, Bill.....1932-35.....T  
 Howard, Corby.....1965-67.....C  
 Howard, Lincoln.....2014-16.....OL  
 Howell, Ron.....1985.....SE  
 Hower, Don.....1966-68.....OT  
 Hoyt, Harvey.....1927.....C  
 Hudetz, Leo.....1969-71.....LB  
 Hudetz, Paul.....1977-79.....OG  
 Huff, Jordan.....2014-16.....TB  
 Huhta, Arne.....1928-29.....HB  
 Humphrey.....1911.....C  
 Hunsberger, Floyd.....1947-49.....HB  
 Hunt, Tifonte.....2015-16.....CB  
 Hurd, Sam.....2002-05.....WR  
 Hurley, Keith.....1985-87.....HB  
 Husband, Cleo.....1969.....FB  
 Hutton, Jason.....2002-05.....FB-LB

## I

Ibarra, Saul.....2005-07.....DB  
 Isaac, Tyrone.....1989-90.....HB  
 Ippolito, Michael.....2013.....DT  
 Isakson, Mark.....1976.....Mgr.  
 Isom, Daniel.....2016.....DB  
 Ivanic, John.....1987-90.....PK  
 Ivory, Charles.....2013.....CB  
 Iwema, Kent.....1984-87.....RB-TE

## J

Jack, Adam.....2001.....DE  
 Jackson, Ed.....2007, 09-10.....DE

Jackson, Frisman.....1997, 99.....QB  
 Jackson, Mike.....1976.....DE  
 Jackson, Rayshon.....1995-96.....SS  
 Jacobson, Len.....1950-53.....E  
 Jacoby, Mitch.....1993-96.....TE  
 Jacques, Victor.....2009, 2011-12.....LB  
 Jahns, Vernon.....1926.....T  
 Jakubek, Katie.....2002.....Mgr.  
 Jakubek, Kyle.....1997-2000.....C  
 Jamrozek, Jim.....1973-74.....OG  
 Janik, Paul.....1969-71.....LB  
 Jankowski, Adam.....2004-06.....Mgr.  
 Janoski, Ed.....1962-64.....LB  
 Jarvi, Toimi.....1938-41.....QB  
 Jefferies, James.....2009.....DB  
 Jefferson, Nabal.....2009-12.....DL  
 Jenkins, Kyle.....2011.....DE  
 Jenkins, Victoria.....2004-06.....Mgr.  
 Jenkins, Walter.....1911-12.....HB  
 Jenks, Herbert.....1938-40.....G  
 Jenks, Warren.....1943-44.....G  
 Jennings, Dan.....1974.....FLK  
 Jennings, Herb.....1962-64.....E  
 Jenny, George.....1954.....T  
 Jensen, Dave.....1989-91.....P  
 Jensen, Erik.....1988-90.....OLB-FB  
 Jensen, Jack.....1975-76.....OT  
 Johnson, Anthony.....2010-11.....WR  
 Johnson, Charles.....2002.....NT-DT  
 Johnson, Chris.....1990.....SE  
 Johnson, Clarence.....1920-21.....QB-HB  
 Johnson, Delbert.....1961-62.....T  
 Johnson, Don.....1968.....QB  
 Johnson, Ed.....1973-75.....FB  
 Johnson, Howard.....1949.....Mgr.  
 Johnson, J.D.....1978.....CB  
 Johnson, James.....1946.....T  
 Johnson, James.....1998, 2000-01.....LB-FB  
 Johnson, Jawuan.....2015-16.....LB  
 Johnson, Kevin.....1995-98.....C  
 Johnson, Lenard.....1936.....E  
 Johnson, LeShon.....1992-93.....TB  
 Johnson, Mike.....1996-98.....TB  
 Johnson, Robert.....1949.....T  
 Johnson, Robert.....1963.....T  
 Johnson, Russell.....1934, 36.....Mgr.  
 Johnson, William.....1906-08.....C  
 Johnson, William.....1937.....G  
 Johnston, Gene.....1966-67.....LB  
 Johnston, Howard.....1908-09.....HB  
 Jonas, Tom.....1972.....FB  
 Jones, Al.....1949-51.....FB-HB  
 Jones, Aldarryl.....1995, 97.....SS  
 Jones IV, Bobby.....2014-16.....LB  
 Jones, Charles.....1981-82, 84.....DB  
 Jones, Lashawnda.....1996.....Mgr.  
 Jones, Leon.....1979-80.....SE  
 Jones, Marcus.....2015.....TB  
 Jones, Mario.....2013-16.....DT  
 Jones, Nick.....1988-91.....ILB  
 Jones-Davis, Antonio.....2016.....LB  
 Jordan, Mike.....1989-92.....DE  
 Jorgensen, Marinus.....1936-39.....FB

## K

Kaczala, Bob.....1945-47.....QB  
 Kagy, Fred.....1941.....Mgr.  
 Kaiser, Byron.....1929-32.....T  
 Kaiser, Marv.....1952.....E  
 Kaltoben, Al.....1960.....G  
 Kaluf, John.....1916.....T  
 Kamenjarin, Nick.....2009.....LB  
 Kammholz, Pete.....1973-74.....S-R  
 Kanger, Ken.....1989, 91.....OG-OT  
 Kapheim, Robert.....1963.....Mgr.  
 Karac, Tom.....1967-68.....OT  
 Karamanos, Ted.....1984-87.....OG  
 Karvelis, Norbert.....1948-49.....T  
 Kastros, William.....1944-45.....E  
 Katona, Phil.....1990.....C  
 Kays, Donald.....1903-06.....FB  
 Kays, Mark.....1907-09.....FB  
 Kays, Victor.....1899-01.....FB  
 Keane, Dave.....1971-73.....OT  
 Kearney, Tom.....1994.....ILB

Keefe, Cullen.....1921-24.....C-G  
 Keefe, Stanley.....1926.....FB  
 Keener, James.....2004-06.....Mgr.  
 Keith, John.....1899-1900.....QB  
 Kellar, Mark.....1971-73.....FB  
 Kellar, Scott.....1982-85.....DT  
 Keller, Dan.....2007-08.....OG  
 Keller, Joe.....1971-72.....DT  
 Keller, John.....1923.....G  
 Kelley, David.....1994.....Mgr.  
 Kelly, Marcus.....2016.....DT  
 Kelly, Tom.....2007.....TE  
 Kemnitz, John.....1987-90.....Mgr.  
 Kennedy, Corey.....2016.....S  
 Kennedy, James.....1943.....HB  
 Kennedy, Richard.....1990.....DT  
 Kent, Mike.....1985-86.....P  
 Kentner, Matt.....1986-87.....ILB  
 Keogh, Jim.....1979-82.....DE  
 Kerby, Robert.....1963.....HB  
 Kerner, Dick.....1954-56, 58.....G  
 Kerner, Jerry.....1961-63.....C  
 Kessler, William.....1964-65.....DB  
 Kiedaisch, Warren.....1938-39.....G  
 Kiel, Adam.....2009-11.....OL/TE  
 Kiele, Joe.....1939-40.....QB  
 Kilbarger, Becky.....1997.....Mgr.  
 Killian, Matt.....2012.....OG  
 Kilmer.....1921.....G  
 King, Crawford.....1920.....FB  
 Kinkade, Joel.....1983-86.....HB-FB  
 Kirchberg, Jerry.....1946.....C  
 Kitching, Terrell.....1978.....CB  
 Klatt, Brian.....1977-80.....Mgr.  
 Klein, Tom.....1985-86.....ILB  
 Kleiner, Bill.....1947-50.....E  
 Kleiner, Bob.....1950.....E  
 Kleinz, Jim.....1984.....FB  
 Klingberg, Ed.....1974.....LB  
 Klinger, Dave.....1954.....T  
 Kloster, Nils.....1987.....PK  
 Klout, Leakhana.....1999.....Mgr.  
 Kmiec, Steve.....1984-86.....FS  
 Knapp, Justin.....1994-95.....ILB-FB  
 Knight, Tyler.....2009.....DB  
 Koeller, Glenn.....1944.....HB  
 Kolowski, Bob.....1988.....TE  
 Kookan, Wally.....1947.....C  
 Korfist, Chris.....1989.....SE  
 Koronkiewicz, David.....2006.....TE  
 Kosay, Stu.....1969.....Mgr.  
 Kotvan, Walt.....1966-68.....OT  
 Kovacevich, Ari.....1937, 39.....T  
 Kozica, Rimas.....1975-76, 78.....DT  
 Krahenbuhl, Gene.....1939-42.....HB-FB  
 Krahenbuhl, Ollie.....1937-40.....FB  
 Kraker, Chris.....1978.....SE  
 Kraker, Pete.....1976-78.....QB  
 Kramer, Duane.....1978.....OG  
 Krause, Mike.....2007-08, 2010.....NG  
 Krech, Jack.....1953.....C  
 Kremer, John.....2009.....DB  
 Krempel, Matt.....2010-13.....OT  
 Kriechbaum, Don.....1940-42.....QB  
 Kristick, Kevin.....1977-78.....CB  
 Kritikos, Mike.....2008-09.....DE  
 Kropke, Paul.....1990-93.....C  
 Krueger, Todd.....1970.....SE  
 Krupke, Ralph.....1952-54.....C  
 Krutsch, Alex.....2005-08.....DT  
 Krywaruzenko, Nick.....2008.....Mgr.  
 Kube, Alex.....2007-10.....LB  
 Kuffel, Jim.....1967-68.....HB  
 Kujala, Elmer.....1921-24.....E  
 Kuntzmler, Jim.....1954-55.....HB  
 Kurtz, Steve.....1989-90.....ILB  
 Kussler, Edward.....1942.....E  
 Kutches, Steve.....1978-79.....SS  
 Kyger, Clarence.....1947.....FB

## L

Labus, Jason.....2004.....C  
 LaCerra, Dave.....1985.....CB  
 Lacy, Eric.....1990-91, 93.....SS  
 Laffey, Tom.....1957-59.....HB



## ALL-TIME LETTERWINNERS

Lain, Jack	1946-47	E
Lalonde, John	1968-70	FB
Lamb, Jim	1950-51	E
Lambke, Mike	1985	NG
Lampa, Mike	1976	OG
Land, Steve	1960	E
Landis, Hubert	1921-22	T
Lane, Larry	1968	Mgr.
Langlois, Randolph	1922	C
Langworthy, Lester	1903	G
Lanum, Jon	1999-2000	TB
Larricia, Mike	1969-70	DT
Larsen, Tego	1936-38	E-T-G
Larsen, Zach	2007-08	LB
Larson, Brandy	2000	Mgr.
Larson, Eric	1952	G
Larson, Howard	1926-27	QB
Larson, Len	1950	G
Larson, Ralph	1957	HB
Larson	1916	QB
Lascelles, Robert	1911-12	G
Lasseigne, Lance	1994	PK
Latanski, Jim	1977-80	TE
Latin, Jerry	1972-73	TB
Laurence, Ken	1968	TE
Laurenti, Ryan	1998-01	LB
Law, Joe	1981, 83	TB
Lawson, Brian	2009-10	DT
Lawson, Delbert	1946	G
Lawson, Elmer	1908	G
Lawson, Lyle	1921-22	G-T
Leadley, Larry	1954-57	G
Leahy, Walter	1964	HB
Ledford, Denton	1903-04, 06	G
Lee, Javan	2002-04	LB
Lee, Rob	2001, 03-04	CB
Lee, William	2014-16	DT
Lefanty, William	1932-34	G
Lembke, Mike	1984-86	C
Lemon, Rasheen	2012, 14	LB
Lencioni, Bob	1950	HB
Lencioni, Charles	1947-48	HB
Leniski, Clem	1948-50	QB
Lentz, Vern	1935-36	HB
Leonard, Tom	1983	CB
Leonhart, Charles	1948-49	Mgr.
LeRoy, Ben	2016	DL
Leshner, Bob	1996-99	DE-TE
Leskovec, Henry	1944	T
Leslie, Marwin	1991-92	TB-CB
Leuchtenberg, Fred	1914	G
Leverett, Tyrone	1993	TB
Levine, Eugene	1943	HB
LeVoi, Matt	1990, 92-93	DE
Lewandoski, Frank	1976-79	ILB
Lewis, Hal	1937-39	HB
Lewis, Marcus	2006-07, 09	WR
Lewis, Timmie	1993-94	OT
Lewis, Tommylee	2011-13, 15	WR
Lindberg, Wendell	1913	T
Lippold, Paul	1924-25	E-HB
Lipsch, Ray	1956	T
Littlejohn, Carl	1912	T
Littlejohn, Chester	1912	T
Littlejohn, Kenneth	1938	T
Lloyd, Daren	1995	LB
Locke, Mark	1986	HB
Lofton, Matt	1967	OG
Logan, Paris	2012-15	DB
Lollar, Jeff	1997-98	Mgr.
Lonsinger, Rodney	1949	HB
Lonsway, Peter	1962	C
Loomer, Fred	1942	T
Loos, Tyler	2012-14	OT
Lothson, Andy	2001-02, 04	SE
Louis, James	1975-76	SE-DB
Love, Floyd	1906, 08	G
Lovely, Emile	1977	FLK
Lovrich, Jon	1998-99	DE
Lowder, Charles	1966	E
Lucas, Paul	1901-02	HB
Luebke, Hart	1956	E
Lueck, Ben	2003-05	OG
Luedeking, Wes	1953-54, 56	HB
Luken, Scott	1986-87	Mgr.
Lund, Don	1952-54	HB

Lundahl, Arthur	1922	C
Lundeen, Lester	1934-37	HB
Lundin, Nick	1995-96	OG-C
Lurry, Shawun	2014-16	CB
Lutjen, Dagan	1991-92	OG-OT
Lynch, Jordan	2010-13	QB
Lyon, William	1962	T
Lyons, Don	1946	FB
Lyons, Michael	1902-03	G
Lyons, Mike	1965	T

### M

Macdonald, Jamie	1995-97	OT
MacDonald, Neal	1964	T
Mack, Bob	1956, 59	HB
Mack, Norman	1957	G
Mackey, Steve	1970-71	FLK
Maday, Tom	2005-06	Mgr.
Madden, David	1899-01, 05	G
Madden, Irvin	1906-08	T
Madden, Warren	1906-07	QB
Maddie, Anthony	2014, 2016	QB
Madison, Paul	1965-66	OG
Maehl, Michael	1965-66	OG
Maggos, Nick	1973	LB
Maholy, Chris	2001	LB
Maiorano, Melissa	1995-96	Mgr.
Male, Laverne	1944	FB
Mallory, Damien	1994-96	FS
Malone, Edward	1900-01	T
Manson, Mike	1986-88	CB-OLB
Manuel, Jerry	1992	NG-DE
March, Charles	1996-2000	Mgr.
Markelz, Chris	2003-05	Mgr.
Marks, Jack	2009-11	TE
Marks, John	1976	LB
Marks, Rich	1971-73	LB-S
Marshall, Walter	1990-92	OLB
Martin, Charles	1929	HB
Martin, Don	1971-73	TE
Martin, Jason	1991	ILB
Martin, John	1990	HB
Martin, Scott	1994	OLB
Martin, Walter	1926, 29	QB
Marvin	1922	T
Marx, Gary	1965	T
Mascal, Ed	1940, 46	T
Mash, Steve	1951	T
Mason, Anthony	2007	DB
Mastrangeli, Al	1942	HB
Matevich, Louis	1943	HB
Matlock, James	1988-89	ILB
Matthew, Vincent	2007	CB
Mausak	1926	G
Maxwell, Desroy	2012-15	TE
Maxwell, Donald	1929-31	G-C
May, Roy	1969-70	DE
Mayer, Brian	2011-14	LS
Mayes, Brandon	2014-16	S
Mays, Boomer	2012-15	LB
Mayerbock, Tim	2006-07	OG
McAndrews, Paul	1992-93	DE
McAuliffe, Byrne	2002-03	Mgr.
McAvoy, Pat	1981-83, 85	ILB
McAvoy, Pat	2009, 2011	FB
McCabe, Jamie	1925	QB-FB
McCabe, John	1943	G
McCabe, Julian	1921-22	HB-QB
McCann, Lynn	1961-64	DT
McCareins, Justin	1997-2000	FLK
McCarthy, Tim	2005-08	LB
McCartney, Jim	1986	Mgr.
McCleary, Wayne	1924-25	T
McCollum, Thomas	1943-44	E
McCoy, Horace	1994	TE
McCray, Wayne	1927	C
McCullum, Kershawn	1997	SS
McDermott, David	2003-04	WR
McDonald, Ray	1950	T
McDonnell, Herbert	1945	HB
McFarland, Glenn	1922-23	G
McFarland, John	1954	OL
McGhghy, Matt	2001-02, 04	OG
McGinn, Hailey	2008	Mgr.
McGrath, Robert	1908-09	C

McIntosh, Matt	2012-14	QB
McIntyre, Justin	2002-03	DT
McKeel, John	1986	TE
McKenna, Mike	1984-86	OLB-DE
McKillen, Pat	1950-53	C-PK
McKinney, Stacey	1991	QB
McKinzie, Jim	1951-52	E
McLemore, Wyatt	1981	LB
McMahon, Bill	1960-61	G
McMurray, Donald	1907-08	HB
McNally, Phil	1987-88	OG
McNamara, John	1927-30	G
McNeal, Nathan	2013	S
McShane, Mike	1991	C-OT
Meade, Russell	1914	HB
Meador, Gary	1970-72	S-R
Meehan, Jason	2011-14	DE
Melville, Robert	1968	FB
Melvin, Rashaan	2010-12	CB
Memmen, Gil	1948-51	C-T
Merchant, Josh	1992-93	Mgr.
Merow, Greg	1997-98	C
Mesewicz, Henry	1956	E
Metz, Eric	1993-94	OLB
Metzcus, Dick	1959-60	E
Meyer, Dan	1964-66	DB
Meyers, Jerry	1973-75	DT
Miceli, Corey	1994	OG
Michael, Joel	1991	Mgr.
Milan, Bill	1975-76	S
Milan, Stan	1971	R
Miller, Anon	1998	NT
Miller, Horace	1967-68	FB
Miller, Jake	2002	Mgr.
Miller, Newell	1927-27	G
Miller, Tim	1974-76	FB
Mills, Larry	1962	HB
Milton, Dwayne	2016	TB
Minarsini, John	1962	Mgr.
Mincey, Dan	1974-75	OG
Minnegan, Allen	1931-33	FB
Minnegan, Donald	1924	1924
Minniham, Bill	1946-49	FB-LB
Minssen, Herman	1911-12	G
Mishbach, Clarence	1914	E
Miskov, Pete	1975	PK
Miskowicz, Lewis	1997-2000	NT-DE
Mister, Tommy	2016	TB
Mitchel, Tom	1972-73	R
Mitchell, Deon	1995-98	FLK
Mitchell, Ricky	1980, 83-84	TB
Mitchell, Tom	1950	E
Modglin, James	1963-64	E
Mofet, Ray	1900-01	T-G
Moga, Rome	1977-80	PK
Mojica, Dan	1950-51	HB
Moloney, Bob	1958-61	G
Monaghan, Skyler	2014	WR
Monnett, Darren	1987	P
Montel, Bob	1986-88	OT-OG
Montgomery, Chris	1988-90	FB
Montgomery, Jim	1969-71	CB
Moody, Leon	1995-96	FLK-SE
Moore, Eric	1992	Mgr.
Moore, Ken	1974-76	TE-RB
Moore, Marlon	2012-15	DB
Moore, Martel	2009-12	WR
Moore, Travis	2001-04	DE
Moore, Tre	2012	DB
Morehouse, Dick	1972	TE
Moretti, Emil	1989	ILB
Morgan, Bob	1978-81	DT
Morgridge, L. D.	1913	E
Morris, Andre	2004-05	CB
Morris, Mike	1958	C
Morris, Ryan	2007, 09	QB
Moser, Joe	1953-54	E
Mosher, Robert	1942	HB
Mosley, Rajshawn	2014-15	DE
Mueller, Dan	1956	C-G
Muhammad, Mumin	1996	LB
Mukite, Jim	1980, 82-83	NG
Mulderink, Dave	1960-63	T
Murphy, Bill	1966-68	MG
Murphy, George	1927	C
Murray, John	1984-86	TE-OL

Musso, Vincent	1950-51, 53	G
Mustapha, Jack	1929-30, 33	QB
Muszynski, Ken	1967	C
Myers, Levon	2013-16	OT
Myers, Richard	1958	C

### N

Nashold, Fred	1903-04	C
Naumann, Galen	1967-69	OG
Neir, Ryan	2011-12	P
Nelligan, William	1964	LB
Nelson, Duane	1986-89	P-PK
Nelson, Harold	1956	T
Nelson, Harry	1916	T
Nelson, Juliann	1976	Mgr.
Nelson, Steve	1980	LB
Nendick, Chris	2004-07	PK
Ness, Andrew	2012-15	C
Neubert, Tom	1972-73	OT
Newcomb, Ron	2009-11	DL
Newcomer, Dennis	1953	HB
Newell, Art	1950	HB
Newgren, Jerome	1929	E
Newman, Allan	1920-21	QB
Newman, Mike	1999	OG
Newquist, Donald	1943	HB-QB
Newton, Rocky	1997-2000	CB-LB
Ng, Matt	2009-10	WR
Nicholas, Ivan	1924-27	HB-QB
Nicholas, Marvin	1903	HB
Nicholson, Dan	2005-08	QB
Nickelberry, Gerald	1991-94	ILB
Nicolas, Jerome	1968	FLK
Nielsen, Edward	1965	T
Niemi, Don	1952	T
Niepmannik, Derek	1995	PK
Nimitz, Robert	1947	Mgr.
Nohava, Bill	1952	G
Nokes, John	1970-72	DE
Nordin, Jake	2004-06	TE
Nori, Reino	1932-35	HB
Norman, Chris	1989	HB
Norton, Duke	1922	G
Nuzbach, Norm	1970-72	R-LB

### O

Oakland, Milo	1911	FB
O'Brien, Bill	1985	Mgr.
O'Brien, Donald	1924	T
O'Brien, John	1951	Mgr.
O'Brien, Martin	1909, 12-13	E
O'Brien, Paul	1912	G
O'Brien, Tim	1990-93	C-OG
O'Brien, Tommy	2006	LS
Oce, Rastee	1983-84	DB
O'Connor, John	2002	Mgr.
Oehlerking, Marty	1982	SS
Oldham, James	1928-29	HB
Oliver, Todd	1985	CB
Olootu, Mayomi	2014-16	CB
Olson, Edwin	1937	T
Olson, Trevor	2008-11	OL
O'Malley, Steve	1982-85	DT
O'Meara, George	1970-72	C
O'Neal, Chauncy	1998-2000	FS-CB
O'Neal, Chris	1993-94	C
O'Neal, Stephen	2010-11, 13	DE
Onyebuagu, Jason	2006-09	OL
Orech, Jon	1980-83	C
Organ, William	1913	E
Orne, Josh	2014-15	K
Orszula, Mark	2001, 04	OT
Oruche, Robert	2004-05	DE
Orvino, Gabriel	1941	HB
Osborne, Richard	1997	Mgr.
Osbourne, Rick	1966-67	PK
O'Shea, Pat	1978, 80-81	ILB
Osteen, Tom	1989-90	DT
Otis, Jim	1961	E
Otis, Keith	2009-11	OL
Ott, Wes	2012-14	OL
Overall, Brian	1996	SS
Owen, Nolan	2007-10	LS
Owens, Bob	1963-64, 68	OT

## ALL-TIME LETTERWINNERS

### P

Pace, DeJuan	1993	Mgr.
Pace, John	1929-32	E
Paddock, Forrest	1915-16	E
Palmer, Alfred	1931-33	HB
Palmer, Nathan	2008-11	WR
Palochko, Don	1974-76	OG
Papllham, Scott	1975-77	TE
Pardridge, Curt	1982-85	SE
Parker, Bill	1976	RB
Parker, Jerry	1977-78	OT
Parker, Peter	1965	HB
Parker, Steve	1967, 69	QB
Parrish, Greg	1993-94	FS
Parson, Ebbie	1996	DT
Passaglia, Roger	1971-72	SE-PK
Patch, Cal	1952	G
Pater, Joe	1954-55	E
Patrick, Williams	1991-92	FLK
Patten, Evertt	1914-15	G
Patterson, Dave	1976-77	PK
Patterson, Harold	1923-24	HB
Patterson, James	1939-41	T
Patterson, Jim	1967-69	LB
Patterson, Joe	1992-93	C-OG
Patterson, Raymond	1989	HB
Patterson, Vaurice	1991-94	SE
Paull, Mike	1976, 78-80	LB-FB
Pawlak, Joe	2008-11	OL
Payton, Jamaal	2013-16	LB
Peacock, Benji	1998-99	CB
Pearson, Brian	1976-77	WS
Pearson, Don	1956	HB-FB
Peasley, Tom	1991-92	Mgr.
Peat, Todd	1983-86	OT-OG
Pedersen, John	1998-2001	OG
Pederson, Lee	1952-53	E
Pegram, Logan	2009-11	OG
Pelkey, Bill	1962-64	E
Pendergrass, Jon	1999-2000	LB-FS
Perez, Marcus	2004, 06-08	WR
Perry, Keith	2000-03	FLK-TE
Perry, L.D.	1903	E
Pesetski, Lawrence	1951	HB
Peshek, Tim	1986-87	FB
Pesut, Matt	1951	E
Peters, Jon	2000-01	DE
Peters, Royce	1956	HB
Peters, Tim	1973-75	C
Peterson, Clarence	1916	T
Peterson, Elbert	1924-25	T
Peterson, Elbert	1930, 34	T
Peterson, Joe	1992-96	Mgr.
Peterson, Orlando	1995	LB
Petran, Mike	1975	OG
Petrosky, Tony	1924, 27, 29	E
Petruzzi, Charles	1976-77	CB
Pettinger, John	1986	WS
Petway, Dave	1977-80	FS-SS
Petzke, Dave	1977-78	SE
Pfisterer, Bronc	1988	SE
Pharms, Ellis	1975	OG
Pheanis, Jack	1950-52	FB
Phillips, Eugene	1899-1900	C
Phillips, Salim	1994-96	SS-FS
Philottoff, Carl	1948	HB
Piatt, Dick	1944-45	HB
Piazza, John	1970-72	QB
Pickerill, Ken	1949	QB
Piecha, Scott	1978	ILB
Pienkowski, Dave	1975	RB
Pikuza, Alex	1956-57	T
Pinckney, Mike	1979-80	FLK
Pinter, Bob	1939	T
Pirkle, D.J.	2007-10	DL
Pitt, Tyler	2011-14	OG
Pittman, Eric	2003-06	NT
Pitz, Daniel	2004-05	Mgr.
Plank, Clayton	1907	HB
Plaskas, Joe	1956-59	FB
Plesha, Tom	1972-74	S
Plumley, Paul	1949-50	HB
Polnow, Joy	1943	HB
Porrevecchio, Frank	1967	DB

Porrevecchio, Sal	1964	G
Porter, Gervaise	2011	LB
Potocki, John	1969	DT
Powers, Shatone	2002-05	WR
Prais, Bernard	1952	HB
Pratt, David	2008	DB
Prentice, Ken	1940-42	HB
Price, Robert	1938-40	E
Price, Tom	1979-80, 82	FB-LB
Prime, Cas	2005-07	TB
Prince, Hugo	1922	T
Progar, Sean	2009-12	DE
Pruitt, Bradley	2005-08	DB
Pruzansky, Alex	1945	E
Pryor, Geary	1997	TB
Puffer, Hal	1902	E
Puffer, Ray	1906-07	HB
Pugh, Jeremy	2004	FB
Pugh, Kyle	2016	LB
Pugh, Turner	2000-01, 03	FLK
Puralewski, Dennis	1997	OT
Purcell, Bob	1952	E

### Q

Quick, Albert	1901	G
Quillen, Wayne	1937	E
Quinlan, Steve	1983-84	TE

### R

Ragland, Lewis	1900	G
Rainey, George	2010-13	LB
Raleigh, Pat	2003-05	TE
Ramlet, Bobby	2015-16	LS
Ramme, Edwin	1946	HB
Randall, James	1986, 88-90	LB-DE
Rasmussen, Michelle	1998	Mgr.
Rasmussen, Sidney	1920-21, 23	T
Rasmussen, Stuart	1942	HB
Ratajczyk, Bruce	1973-75	OT
Rattenbury, Harold	1936	HB
Ray, Corey	1989-90	HB
Raymond, Charles	1929-30	C-G
Rebholz, Joe	1999	NT
Redington, Mike	1982	OG
Redmond, Jack	1908-10	C-E
Reed, Bobby	1995-98	TE
Reed, Gilmer	1938	G
Reed, Joey	1998-2001	TE
Regas, Pete	1965-66	E
Reichardt, John H.	1901, 04	E
Reid, Bob	1955	HB
Reiter, Mark	2004-07	FS
Reitzel, Warren	1946-47	G
Reubin, Rick	1982-83	NG-DT
Reynolds, Vinson	2000-03	LB
Rezek, Willard	1935-38	HB
Rhoads, Steve	1993-96	DE-DT
Rhomberg, Tom	1989-92	CB-S
Rice, Gordon	1967	FB
Rice, Melvin	2005-08	CB
Rich, Elmer	1927	T
Rich, Tommie	1923	G
Richardson, Darryl	1982-85	HB
Richenberger, Steve	1999-2000	C
Richter, Chris	1968-70	DE
Riddlesberger, Frank	1926-29	G
Ridolph, Joseph	1927	G
Riedel, Jim	1980	Mgr.
Riedy, Robert	1945	HB
Rieken, Ronald	1944	QB
Rigard, Leah	1999	Mgr.
Riippi, Albert	1944	T
Riley, Drew	1991-93	OG-OT
Rimcus, William	1927	HB
Risley, Audley	1942	Mgr.
Ritzman, Floyd	1902-03	E
Ritzman, Paul	1926	HB
Robbins, John	1975	LB
Roberts, Mike	1982	OT
Roberts, Raymond	1990-93	TE
Roberts, Ryan	2016	OL
Robins, Ernest	1950	G
Robinson, Joshua	1999	SS
Robinson, Kent	1944-47	HB

Robinson, Mike	1966	LB
Robinson, Stacey	1989-90	QB
Roche, Mike	1961	G
Rockenbach, Joe	1935-37	T
Rockett, Joe	1972-73	CB
Rodgers, Steve	1989-90, 92-93	SE-TB
Rodino, Erin	2005-08	Mgr.
Rodriguez, Edgar	2005	WR
Rogan, Paul	1988-90	OLB
Rogers, Art	1983	Mgr.
Rogers, Don	1960-61	HB
Rogers, Matt	2003-04, 06	OL
Rogers, Tony	1985	Mgr.
Rohrschneider, Hugh	1960-63	E
Rood, Alan	1998-2001	FB
Rosado, Dan	1977-79	OT
Rose, C.J.	1992-95	OLB-DE
Rose, Tom	1968-69	DB
Rosenow, Tom	1965-67	OT
Ross, Allen	1977-80	TB
Ross, Hugh	1945	T
Roth, Pete	1981-82, 84	RB
Roth, Roland	1966-68	TE
Rotolo, Sam	1943	HB
Roundy, Charles	1925-26	E
Roushar, Dan	1981-82	QB
Roy Jr., Willy	1992	PK
Royster, Claude	1987-90	TE
Rozier, Albert	1926-27	T
Rucker, Lamain	1998-99	DT
Rucker, Marlon	1999	FB
Rudecki, Bob	1970-72	LB-FB
Rugai, Rob	1989-92	QB
Ruka, Josh	2013-16	OL
Rundle, Roy	1914-15	QB
Rupperecht, Raymond	1943	HB
Rusch, Craig	2005-08	DT
Rushforth, Joe	1941-42	FB
Russell, Arthur	1993	FLK
Russell, Jimmy	2016	S
Russell, Richard	1960-62	T
Russell, Robbie	1989	OT
Russell, Robert	1920-22	G-T
Russell, William	1934	G
Russell, William	1949	HB

### S

Saffold, Ezra	2014-16	WR
Salerno, Mike	2008-09	K
Sak, Hayden	2015-16	LS
Salvatore, Sandy	1989	Mgr.
Sampson, Buster	1997-2000	CB-FS
Sanborn, Rick	1966-68	DB
Sandberg, Gerry	1965-66	SE
Sanders, Jeff	1982-83	CB
Sanders, Joe	2016	DE
Sandusky, Art	1948-49	HB-FB
Sandusky, Pat	1994	C
Santacaterina, Daniel	2016	QB
Santacaterina, Mike	2011-14	LB
Saudargas, Alex	1934-37	G
Saulsby, Cameron	1997-2000	LB
Saurbaugh, Jeff	1981	FS
Savegnago, Tony	1984-87	ILB
Sawyer, Harrison	1911	E
Sawyer, James	1910-11	E
Scaduto, Len	1951-53	HB
Scafidi, Mark	1999	TE
Scannell, Larry	1958	HB
Scaramella, Mike	2001-02	FB
Sceresse, Jerry	1940	E
Sharping, Max	2015-16	OL
Scheidecker, George	1933	T
Schell, H.F.	1904-05	G
Schepler, Jason	2008-10, 12	TE
Schiffler, Matt	2008	TB
Schiller, Pat	2008-11	LB
Schlessinger, Fred	1981	CB
Schleuter, Gene	1952	OG
Schlinger, Gary	1981-84	DE
Schmeda, Dan	1985-87	ILB-DE
Schmidt, Dick	1949-51	HB
Schmidt, Ken	1979	SE
Schmidt, Leo	1951	C

Schoenbach, Al	1956, 58	E
Schoenholtz, Mervin	1927	T
Scholle, Harold	1945	T
Scholz, Gary	1953-55	E
Schramm, Tom	1950-51	C
Schroeder, Adam	2004, 06-07	DT
Schroeder, Brett	1988-90, 92	HB-SE
Schroeder, Shaun	2001, 03	OG
Schroett, Ray	1944	E
Schulte, Keith	1996	OG-OT
Schultz, Dean	1976-78, 80	NG
Schulze, Bob	1951	G
Schulze, Ed	1952-55	G
Schwab, Alex	2015-16	LB
Schwalbach, Scott	1982	Mgr.
Schwar, Fritz	1946-47	QB
Schwegel, John	1986-87	Mgr.
Scott, Vince	1980-83	PK
Seabrook, Troy	1993-95	DE-NG
Seamans, Robert	1958-60	G
Sebastiano, Angelo	2012-13	WR
Secord, Jack	1963-64	LB
Seeman, Tom	1956-59	T-G
Selover, Kevin	1997-2000	LB
Semisch, Tim	2011-14	TE
Seppala, Eino	1937	G
Sester, Jack	1930	HB
Settle, Leighton	2011	TB
Severson, Keith	1958-59	E-HB
Seyller, Kennard	1913-14	QB
Shackley, Edward	1922	QB
Shackelford, Kasaunda	2006	Mgr.
Shapland, Burton	1913	T
Shea, John F.	1902-04	T
Shead, Drake	1985-88	HB-SE
Sheldon, Dan	2001-04	SE
Shelton, Randy	1976-77	OG
Sheridan, Steve	1913	G
Shestokis, Tom	1948	T
Shiley, Lawrence	1932	G
Shin, Daniel	1997	Mgr.
Shin, David	1997	Mgr.
Shively, Luke	2015-16	OL
Sholdice, Derek	1992-95	OT
Shultz, Martin	1915	G
Sicotte, Chuck	1977, 79	QB
Siegel, Larry	1973	Mgr.
Silker, John	1971-73	TE-DE
Silverstone, Rudolph	1926-27	C-G
Silvestri, Arney	1989	TE
Simnick, Rich	1975	CB
Simon, Matt	2004, 06-08	WR
Simpson, Bill	1996-97	NG
Sims, Mathew	2010-13	K
Sims, Reggie	1981-84	TE
Sims, Vernon	1983-86	OLB-DE
Skarb, Kyle	2007-10	FB
Skatrud, Kevin	2006-08	OT
Skoglund, Leonard	1932-34	E
Skowronski, Dave	1978-80	SE
Skowronski, Mark	1978-81	C
Skubich, Tom	1954-56	HB
Sleight, Graham	2000, 02	OG
Slimko, Ken	1961-63	T
Slivovsky, Bob	1959-61	Mgr.
Smaha, Austin	2013-16	DE
Smaha, Dan	1987-88	OG
Smalls, Albert	2014-15	CB
Smith, Alan	2009	RB
Smith, Albert	1911, 15	T
Smith, Anthony	1989	OLB
Smith, Bill	1942, 46	C
Smith, Chad	1992-94	CB-FS
Smith, Chris	2009-10	CB
Smith, Cordell	1995-96, 98	WR
Smith, Dave	1958-60	HB-LB
Smith, Deon	2002-05	CB
Smith, Donald	2009	CB
Smith, Draco	2013-14	TB
Smith, George	2000-02	Mgr.
Smith, J. Walter	1961-62	HB
Smith, John	1951-54	LB
Smith, Michael	2016	OL
Smith, Paul	1953	QB
Smith, Ray	2002-05	SS
Smith, Rhasaan	1996	SE



## ALL-TIME LETTERWINNERS

Smith, Roger.....1961-63.....C  
 Smith, Sam.....1938-41.....QB  
 Smith, Steve.....1994-97.....ILB  
**Smith, Sutton**.....2016.....DE  
 Smith, Tony.....1989-90, 92-93.....ILB  
**Smith, Trequan**.....2016.....S  
 Smith, Vince.....1974-76.....RB  
 Smykowski, Mike.....1980-82.....OG  
 Snider, Bob.....1955, 58.....HB  
 Snow, Donald.....1920-23.....C-QB  
 Snyder.....1924.....QB-HB  
 Sobol, Mike.....2008-10.....SS  
 Sobol, Sheldon.....1980-83.....DE  
 Sohne, John.....1931-34.....G  
 Soltis, Bob.....1956, 59-60.....HB  
 Sondergeroth, Tom.....1995.....NG  
 Sopchik, John.....1950.....Mgr.  
 Sorensen, Durward.....1937.....FB  
 Sovine, Cory.....1998.....DE  
 Spacucello, Anthony.....2003.....C  
 Spacucello, Mike.....2001-02.....FS  
 Spann, Chad.....2007-10.....TB  
 Spear, Fred.....1938-41.....C  
 Spencer, James.....2011-13.....TB  
 Spicher, Greg.....1981-84.....SE-CB  
 Spilis, John.....1966-68.....SE  
 Spillane, Joe.....1987.....C  
 Spinozzi, Tom.....1966-67.....DB  
 Sponsel, Lou.....1997-98.....FB  
 Sprecher, Stu.....1984.....OG  
 Springer.....1922.....HB  
 Spuris, Val.....1969-71.....LB  
 Squadroni, Quinto.....1948.....HB  
 Stacionis, Matt.....1997.....Mgr.  
 Stack, Mike.....1996-99.....FB  
 Stahulak, Darren.....1983.....C  
 Stankowski, Dan.....1995-98.....DE-DT  
 Stantous.....1924-25.....HB  
 Stark, Robert.....1964-65.....E  
 Stark, Roger.....1963-64.....T  
 Stearns, Gary.....1960-63.....SE  
**Steckler, Jordan**.....2016.....OL  
 Stees, Larry.....1954-56.....E  
 Steger, Brian.....1992-93.....PK  
 Stegman, Frank.....1937-40.....T-C  
 Stendler, Ryan.....2015.....TE  
 Stephen, Courtney.....2011-12.....DB  
 Stephen, Patrick.....1995-98.....CB-SS  
 Sterling, Rob.....2011-14.....FB  
 Stetzler, Lloyd.....1900.....T  
 Stevens, Dave.....1935, 39-40.....E  
 Stevens, Grover.....1962.....HB  
 Stevens, Harold.....1979.....MG  
 Stevens, Mick.....1959-61.....HB  
 Stevenson.....1924-25.....QB-HB  
 Stewart, Cal.....1972.....TB  
 Stewart, Justin.....2007.....FS  
 Stilling, Richard.....1956-58.....G  
 Stingily, Cameron.....2010, 13-14.....LB-TB  
 Stinson, Dan.....2008-09.....Mgr.  
 Stobbs, Mathew.....1916.....G  
 Stokes, Mike.....1996.....TB  
 Stone, Demetrius.....2010-12.....DB  
 Storey, Judd.....1943.....HB  
 Strasser, Mike.....1986-90.....HB  
 Streich, Bob.....1974-75.....LB  
 Stricker, Ralph.....1947.....T  
 Strickland, Ralph.....1994-95.....FLK  
 Strickling, Darrel.....1988.....DT  
 Strombom, Leland.....1927-30.....HB  
 Strothman, Kursten.....2001-04.....LB  
 Struckman, Walt.....1951-52.....T  
 Stuart, Mark.....1977-78.....FS  
 Sugrue, John.....1984-85, 87.....OL  
 Sulaver, Lou.....1958.....E  
 Sullivan, Cody.....2015.....LB  
 Sutfin, Vernon.....1928-31.....HB  
 Sutherland, Garrett.....1994-97.....ILB  
 Sutherland, Mike.....1993-95.....OG-C  
 Suvada, Bob.....1969.....OG  
 Swallow, John.....1957-58.....Mgr.  
 Swanson, Carl.....1927.....E  
 Swanson, Chester.....1929, 31.....E-HB  
 Swanson, Jim.....1929-31.....E  
 Sweeney, Frank.....1989.....DE

Sweet, James.....1909-10.....G  
 Swider, John.....1948-50.....T  
 Szukis, George.....1965-67.....DE  
 Szukis, Phil.....1968-70.....DE  
 Szumnarski, Roman.....1973-75.....DT

## T

Taffe, Charles.....1956.....C  
 Taffey, Charles.....1993-96.....TB  
 Tarquinio, Ben.....1965, 67.....OT  
 Tate, Darian.....1998-2000.....DT  
 Taxman, Harold.....1938-41.....G  
 Taylor, Darryl.....1983-86.....QB-SE  
 Taylor, Gerard.....2000-03.....SS-CB  
 Taylor, Jeff.....1990-92.....DB  
 Taylor, Justin.....2000.....TE  
 Taylor, Marshall.....1985-88.....QB  
 Taylor, Rodney.....1985-88.....HB  
 Taylor, Rufus.....1986-87.....CB  
 Tazewell, Richard.....1926-27.....C  
 Tearney, Orville.....1903.....G  
**Tears, Spencer**.....2016.....WR  
 Tedeschi, Jim.....1972-73.....LB  
 Telleson, Eugene.....1945.....T  
 Templin, James.....1935-36.....T  
 Tennenbaum, Kevin.....2015.....TE  
 Tenner, Norman.....1938.....T  
 Tense, Panan.....2009.....OL  
 Terhune, John.....1936-37.....HB  
 Terna, Mike.....1977-80.....ILB  
 Terrell, Roland.....1992-93.....OG  
 Terwilliger, George.....1923-24.....G  
 Terwilliger, John.....1965-67.....FB  
 Tewksbury, Glenn.....1920.....G  
 Tharp, Jeff.....1981-84.....OT  
 Tharp, Larry.....1981-82.....C  
 Thomas, Bob.....1990-91.....Mgr.  
 Thomas, Chris.....1998.....CB  
**Thomas, Corey**.....2014-16.....DT  
 Thomas, Hollis.....1993-95.....NG  
 Thomas, Wyatt.....2000.....TB  
 Thompson, Ernie.....1959-62.....HB  
**Thompson, Mikiel**.....2016.....DL  
 Thompson, Miles.....1922, 24.....T  
 Thompson, Vernie.....1929-31.....T  
 Thompson, Vince.....1999-2002.....CB  
 Thorgesen, Boone.....2009.....DB  
 Thornton, Chris.....1995-96.....OT  
 Thrawl, Forrest.....1994-96.....Mgr.  
**Todd, Maalik**.....2016.....WR  
 Todd, M.W.....1906.....G  
 Tolliver, Denzel.....2015-16.....TE  
 Tompkins, Frank.....1904.....QB  
 Townsel, Randall.....1985-88.....CB  
 Tracy, James.....1973.....Mgr.  
 Trafman, Howard.....1986-89.....Mgr.  
 Trakas, Louis.....1935.....HB  
 Tranchitella, John.....2006-09.....LB  
 Tremblay, Rich.....1984, 86.....S  
 Triplett, William.....1994-97.....CB  
 Tripp, Trudy.....1992.....Mgr.  
 Tsutsumi, Wayne.....1969.....ILB  
 Tucker, Brett.....1985, 87-89.....DB  
 Tucker, LaVerne.....1928.....HB  
 Tucker, Tom.....1965.....T  
 Tudor, Jim.....1981-83.....Mgr.  
 Turner, Aregeros.....2013-16.....WR  
 Turner, Giles.....1957-58.....HB  
 Turner, Greg.....2005-08.....WR  
 Turner, Michael.....2000-03.....TB  
 Turner, Pope.....1926.....T  
 Tyler, Jim.....1973.....OG  
 Tyrrell, Glen.....1909.....C  
 Tyrrell, Tim.....1982-83.....QB

## U

Ulrich, Dick.....1952.....T  
 Ulrich, Jim.....1940-42.....E  
 Unavitch.....1923-25.....FB  
 Upton, Earl.....1988-90.....CB  
 Urban, Dan.....1999-2000.....QB  
 Urick, Harry.....1947.....T  
 Utschig, Dustin.....2003-06.....FS

## V

Van Acker, Brian.....2003-05.....OG-C  
 Van Bellinger, Scott.....1988-91.....DE  
 Vance, Dave.....1955.....T  
 Vanderbeek, Bud.....1928-31.....T-E  
 Van Hulzen, Dave.....1992.....DE  
 Van Laanen, Jody.....2009-10.....S  
 Van Keppel, Todd.....1981-84.....P  
 VanNess, John.....1965.....G  
 VanNest, Robert.....1943-44.....E  
 Vaughn, Clarence.....1983-84, 86.....LB  
 Veith, Dave.....1975, 77.....OT-C  
 Velisek, Bob.....1974.....OT  
**Veloz, Nathan**.....2016.....OL  
 Versluys, Josh.....1998.....Mgr.  
 VerStraete, Jake.....2001-04.....OG-OT  
 Vesely, Army.....1963-65.....HB  
 Vesely, Stan.....1964-66.....DB  
 Vicary, George.....1934.....HB  
 Vicory, Jim.....1958-60.....HB  
 Vidimos, Bob.....1948-49.....G  
 Viereg, John.....1926.....HB  
 Vincent, Chad.....1999-2002.....Mgr.  
 Vincent, Tim.....1999-2002.....OT  
 Virgl, Dave.....1990-91.....Mgr.  
 Visci, Pat.....1966.....QB  
 Volk, Jared.....2010-13.....OL  
 Vonesh, Norm.....1959-60.....C  
 Von Ohlen, Floyd.....1930, 32.....T-G

## W

Wade, Leandrew.....1966-68.....DB  
 Wade, Philip.....1978.....MG  
 Wadzita, Mike.....1969-70.....C  
 Wagner, Rob.....1989-92.....DL  
 Wakeley, Joe.....1956-59.....FB  
 Walker, Bob.....1945-48.....E  
 Walker, Joseph.....1905.....E  
 Walker, Keith.....1972.....CB  
 Walker, Rashad.....2000-01.....NT  
 Walker, Ron.....2009.....WR  
 Walker, Steve.....1979.....CB  
 Wallace, Robert.....2002-04.....TB  
 Wallis, Jesse.....1914.....FB  
 Walter, Ray.....1934-35.....E  
 Walters, William.....1933-36.....E  
 Walthers, Clarence.....1905-07.....E  
 Walz, Tom.....1961-64.....LB  
 Waples.....1924.....QB  
 Ward, Herb.....1957-58.....C-T  
 Ward, Jimmie.....2010-13.....DB  
 Ware, Dominique.....2010-13.....CB  
 Ware, Steve.....1971.....C  
 Warner, George.....1920-21.....T  
 Warner, Gus.....1922-25.....HB  
 Washburn, Robert.....1914.....T  
 Washington, Aaron.....1975-77.....TE-DT  
 Washington, Lonnie.....1976.....DE  
 Watkins, Bill.....1984.....OT  
 Watson, Marlon.....2003-04.....LB  
 Webb, Bill.....1946-47.....G  
 Wedel, Tyler.....2011-14.....P  
 Wedige, Scott.....2009-11.....C  
 Wehrspann, Shawn.....1992-95.....LB  
 Weinberg, Kurt.....1990-92.....OL  
 Weisendanger, Dave.....1968-70.....OT  
 Weiskircher, Mike.....1970-72.....S-CB  
 Wells, Anthony.....2010-13.....DE  
 Wells, Jamison.....2011-12.....WR  
 Wenc, Dan.....1961.....C  
 Wenckowski, Eric.....1988-90.....C  
 Wendler, James.....1965-67.....HB  
 Wernecke, Bill.....1950.....T  
 Wesley, Harvey.....1978-80.....CB  
 Wessels, Don.....1950.....Mgr.  
 West, Cleveland.....1979-81.....TB  
 West, Ken.....2003-06.....DE  
 Westberg, Ben.....1996-97.....FB  
 Westerneeb, Howard.....1920.....C  
 Westrick, Mike.....1988-91.....OL  
 Weydett, Jerry.....1968.....DE  
 Wharton, Dante.....1991-94.....FB  
 Whirley, Gerry.....1986.....DE

Whitacre, Greg.....1975-76.....QB  
 White, Art.....1929-30.....C-T  
 White, Eric.....1988-91.....DL  
 White, J.D.....1986.....LB  
 White, Wade.....1995.....DE  
 Whitfield, Demerist.....1999-2000.....CB  
 Whitney, Harry.....1899.....HB  
 Whyte, Gary.....1974-76.....DE-SE  
 Wicinski, Rob.....1981, 83-85.....OLB  
 Wick, David.....1991-92.....ILB  
 Wicks, Lou.....1980-83.....FB  
 Wickstrom, Ernie.....1949-50.....HB  
 Wilber, Josh.....2009-10.....P  
 Wilburn, Patrick.....1985-86.....CB  
 Wild, Steve.....1990-93.....OLB  
 Williams, Dick.....1944, 48.....E  
 Williams, Emanuel.....1975.....SE  
 Williams, Ken.....1990.....OG  
 Williams, Kenneth.....1995.....QB  
 Williams, Larry.....1992-93.....ILB  
 Williams, Larry.....1999-2002.....LB  
 Williams, Lawrence.....1980.....CB  
 Williams, Matt.....2013.....WR  
 Williams, Preston.....2009.....WR  
 Williams, Sylvester.....1955, 57.....E  
 Williamson, Spencer.....2006-09.....DB  
 Willis, Brandon.....1994-95.....SE  
 Wilmoski, Ed.....1956, 58-60.....T  
 Wilson, Dave.....1975.....R  
 Wilson, Elbert.....1909-10.....G  
 Wilson, Elray.....2008-09.....Mgr.  
 Wilson, Jack.....1976-78.....CB  
 Wilson, Martin.....2002-05.....DT  
 Wilson, Tracy.....2008-10.....DB  
 Wiltse, Franklin.....1927.....E  
 Wiltse, John.....1900-02.....E  
**Wimann, Shane**.....2014-16.....TE/FB  
 Winiarski, Jeff.....1997.....OG  
 Winkle, Robert.....1946.....Mgr.  
 Windsor, Joe.....2010-13.....DE  
 Winkel, Bobby.....2011-13.....LB  
 Winslow, Ivan.....1936.....C  
 Winters, Merle.....1945.....E  
 Winters, Paul.....1928.....T  
 Wise, Bill.....1995-98.....OL  
 Wise, Paul.....1993.....ILB  
 Wittenmeier, Fred.....1971-72.....DE  
 Wittum, Tom.....1969-71.....P-PK  
 Wnek, Don.....1970-72.....DE  
 Wolber, Louis.....1956.....E  
 Wolf, Charles.....1960-62.....HB  
 Wolfe, Garrett.....2004-06.....TB  
 Womble, Jamal.....2011.....TB  
 Wood, Charles.....1963.....C  
 Wood, Lloyd.....1913-14.....HB  
 Woodburn, Roy.....1906-08.....HB  
 Woods.....1926.....C  
 Woods, Kevin.....2002-04.....WR  
 Woodyatt, Harry.....1942.....HB  
 Wooldridge, Andy.....1984-85.....TE  
 Wright, Ernie.....1974.....FLK  
 Wroblewski, Jeff.....1990-93.....TE  
 Wynn, Larry.....1989-92.....FLK  
**Wynne, Quintin**.....2016.....DE

## Y

Yocum, Kenneth.....1994.....HB  
 Yordon, Jeff.....1966-67.....DB-RB  
 York, Paul.....1965-66, 68.....DE  
 Youmara, Danny.....2000.....FS  
 Young, John.....1936-39.....E

## Z

Zahner, Ron.....1952.....G  
 Zellar, Marvin.....1899.....G  
 Zielinski, Jim.....1984.....DT  
 Zibus, John.....1958.....T  
 Zumbahlen, Dennis.....1967-68.....LB  
 Zyburt, Howard.....1974-75.....C-OG

This list was compiled from archival materials and records. For mistakes, misspellings, or omissions, please call 815-753-9539.



# NORTHERN ILLINOIS UNIVERSITY FOOTBALL HISTORY

## HUSKIE ANNUAL STATISTICS

	Games	— TOTAL OFFENSE —			— RUSHING —				— PASSING —						First Downs	Fum./Lost	Pen./Yards
		Plays	Yards	YPG	Att.	Yards	TD	YPG	Comp.	Att.	Pct.	Yards	TD	INT	YPG		
1948	9	579	2,998	333.1	400	1,728	—	192.0	70 -	179	.391	1,270	5	14	141.1	—	—
1949	9	595	3,062	340.2	413	1,884	—	209.3	70 -	182	.385	1,178	11	15	130.9	—	—
1950	9	558	3,319	368.8	343	1,636	—	181.8	104 -	215	.484	1,683	15	20	187.0	—	—
1951	9	549	3,150	350.0	297	1,282	—	142.4	115 -	252	.456	1,868	18	21	207.6	126	13/7
1952	9	601	2,472	274.7	390	1,250	—	138.9	81 -	211	.384	1,222	9	16	135.8	111	29/16
1953	9	444	1,331	147.9	305	773	—	85.9	56 -	139	.403	558	3	18	62.0	74	17/15
1954	9	549	2,361	262.3	410	1,446	—	160.7	60 -	139	.432	915	7	12	101.7	85	26/21
1955	9	461	1,389	154.3	333	861	—	95.7	50 -	128	.391	528	1	14	58.7	69	37/23
1956	9	438	1,225	136.1	341	810	—	90.0	28 -	97	.289	415	3	5	46.1	67	25/18
1957	9	461	1,911	212.3	319	783	—	87.0	52 -	142	.366	1,128	12	19	125.3	79	30/16
1958	9	584	2,738	304.2	414	1,609	—	178.8	75 -	170	.441	1,129	7	16	125.4	128	38/27
1959	9	569	2,796	310.7	383	1,357	—	150.8	95 -	186	.511	1,439	18	13	159.9	143	25/16
1960	9	552	2,749	305.4	343	1,160	—	128.9	107 -	209	.512	1,589	14	8	176.6	132	35/23
1961	9	484	2,270	252.2	275	851	—	94.6	113 -	209	.541	1,419	7	15	157.7	100	18/5
1962	9	594	3,226	358.4	231	656	—	72.9	237 -	363	.653	2,570	23	12	285.6	171	14/6
1963	9	597	3,958	439.8	191	814	9	90.4	255 -	406	.628	3,144	32	15	<b>349.3</b>	185	11/6
1964	9	553	2,819	313.2	325	1,343	—	149.2	114 -	228	.500	1,476	18	15	164.0	142	35/15
1965	9	617	3,435	381.7	272	1,184	—	131.6	184 -	345	.533	2,251	26	15	250.1	173	12/7
1966	10	653	3,123	312.3	330	1,007	19	100.7	155 -	323	.480	2,116	20	16	211.6	160	23/14
1967	10	707	2,939	293.9	335	731	9	73.1	170 -	372	.457	2,208	14	23	220.8	167	19/9
1968	10	735	2,978	297.8	430	1,386	9	138.6	139 -	305	.456	1,592	12	20	159.2	172	22/16
1969	10	709	2,764	276.4	481	1,770	15	177.0	102 -	228	.447	994	7	11	99.4	138	27/14
1970	10	691	2,405	240.5	476	1,390	15	139.0	104 -	215	.484	1,015	5	18	101.5	139	40/22
1971	11	789	2,821	256.4	567	1,550	19	140.9	105 -	222	.473	1,271	6	17	115.5	171	40/18
1972	11	793	3,529	320.8	639	2,730	20	248.2	60 -	154	.390	799	2	13	72.6	190	60/37
1973	11	817	4,395	399.5	668	3,489	39	317.2	58 -	149	.389	906	5	13	82.4	231	47/21
1974	11	753	3,066	278.7	568	2,046	20	186.0	80 -	185	.432	1,020	2	15	92.7	167	23/15
1975	11	760	3,710	337.3	533	2,137	15	194.3	118 -	227	.520	1,573	8	14	143.0	187	36/18
1976	11	782	2,527	229.7	563	1,690	3	153.6	74 -	219	.338	837	4	18	76.1	156	43/24
1977	11	748	2,797	254.3	539	1,692	10	153.8	109 -	209	.522	1,105	6	10	100.5	154	26/15
1978	11	899	4,059	369.0	610	2,273	16	206.6	138 -	289	.478	1,786	12	14	162.4	230	29/16
1979	11	815	3,273	297.5	632	2,246	15	204.2	67 -	183	.366	1,027	6	9	93.4	189	33/11
1980	11	814	3,608	328.0	597	2,151	23	195.5	125 -	217	.576	1,457	4	6	132.5	207	19/13
1981	11	771	2,910	264.6	549	1,759	15	159.9	104 -	222	.469	1,151	5	11	104.6	168	34/17
1982	10	705	2,875	287.5	542	2,017	11	201.7	65 -	163	.398	858	2	5	85.8	174	22/14
1983	11	799	3,702	336.5	598	2,380	25	216.4	97 -	201	.483	1,322	9	6	120.2	208	24/10
1984	11	744	3,006	273.3	433	1,121	5	101.9	160 -	311	.514	1,885	12	20	171.4	163	16/8
1985	11	764	3,214	292.2	567	2,020	15	183.7	97 -	197	.492	1,194	5	11	108.5	182	38/17
1986	11	770	3,404	309.5	611	2,227	16	202.5	79 -	159	.497	1,177	3	12	107.0	189	46/21
1987	11	874	4,420	401.8	701	3,246	31	295.1	92 -	173	.532	1,174	4	6	106.7	244	38/15
1988	11	735	3,412	310.2	606	2,439	13	221.7	63 -	129	.488	973	3	7	88.5	190	39/19
1989	11	808	4,502	409.3	680	3,639	40	330.8	65 -	128	.508	863	5	4	78.5	235	36/8
1990	11	739	4,661	423.7	618	3,791	36	<b>344.6</b>	60 -	121	.496	870	8	5	79.1	227	47/18
1991	11	743	2,984	271.3	570	1,961	12	178.3	74 -	173	.428	1,023	6	7	93.0	174	42/20
1992	11	730	3,461	314.6	489	1,924	15	174.9	118 -	241	.490	1,537	7	15	139.7	208	31/10
1993	11	731	3,838	348.9	510	2,311	18	210.1	113 -	221	.511	1,527	7	16	138.8	186	35/17
1994	11	793	4,088	371.6	578	2,516	29	228.7	106 -	215	.493	1,572	9	7	142.9	212	46/13
1995	11	779	3,966	360.5	546	2,497	18	227.0	100 -	233	.429	1,469	12	10	133.5	205	34/15
1996	11	724	2,947	267.9	464	1,471	14	133.7	127 -	260	.488	1,476	5	14	134.2	168	31/9
1997	11	711	2,910	264.6	465	1,417	7	128.9	120 -	246	.488	1,493	8	7	135.7	160	33/16
1998	11	698	2,676	243.3	435	1,362	11	123.8	128 -	263	.487	1,314	5	15	119.5	147	20/15
1999	11	754	3,795	345.0	462	1,727	14	157.0	156 -	292	.534	2,068	16	12	188.0	213	14/6
2000	11	813	4,706	427.8	539	2,509	35	228.1	149 -	274	.544	2,197	13	11	199.7	255	17/8
2001	11	808	3,746	340.5	466	1,589	14	144.5	171 -	342	.500	2,157	14	9	196.1	206	14/5
2002	12	806	4,514	376.1	541	2,409	24	200.8	135 -	265	.509	2,105	16	7	175.4	224	27/13
2003	12	858	4,547	378.9	508	1,920	20	160.0	207 -	350	.591	2,627	25	10	218.9	235	12/7
2004	12	855	5,265	438.8	550	2,858	28	238.2	168 -	305	.551	2,407	22	11	200.6	261	8/1
2005	12	815	5,329	444.1	478	2,480	28	206.7	229 -	337	.680	2,849	24	10	237.4	254	19/12
2006	13	829	4,722	363.2	443	2,142	20	164.8	217 -	386	.562	2,580	16	15	164.8	243	11/4
2007	12	806	4,055	337.9	428	1,626	11	135.5	220 -	378	.582	2,429	14	19	202.4	213	20/13
2008	13	813	4,356	335.1	501	2,226	22	171.2	176 -	312	.564	2,130	13	12	163.8	230	12/6
2009	13	805	4,487	345.2	531	2,537	27	195.2	168 -	274	.613	1,950	14	8	150.0	232	16/8
2010	14	910	6,300	450.0	581	3,645	42	260.4	208 -	329	.632	2,655	23	8	189.6	303	12/6
2011	14	1,003	6,664	476.0	595	3,278	34	234.1	253 -	408	.620	3,386	29	6	241.9	333	19/13
2012	14	1,023	6,574	469.6	613	3,335	<b>44</b>	238.2	245 -	410	.598	3,335	26	6	231.4	326	20/14
2013	14	1,073	7,277	519.8	655	4,161	39	297.2	261 -	<b>418</b>	.624	3,116	29	8	222.6	<b>365</b>	15/9
2014	14	1,073	6,177	441.2	<b>688</b>	3,488	36	249.1	229 -	385	.595	2,689	19	3	192.1	319	17/9
2015	14	1,047	5,579	398.5	643	2,661	31	190.1	240 -	404	.594	2,918	22	10	208.4	283	27/17
2016	14	949	5,565	463.8	549	2,877	27	239.8	232 -	400	.58	2,688	20	13	224	282	10/4

Note: Regular-season statistics do not include bowl games prior to 2004. Season-high totals in bold.

# NORTHERN ILLINOIS UNIVERSITY FOOTBALL HISTORY

## OPPONENT ANNUAL STATISTICS

		— TOTAL OFFENSE —			— RUSHING —				— PASSING —							First	Fum./	Pen./
	Games	Plays	Yards	YPG	Att.	Yards	TD	YPG	Comp.	Att.	Pct.	Yards	TD	INT	YPG	Downs	Lost	Yards
1948	9	461	1,935	215.0	338	1,170	—	130.0	48 -	123	.390	765	5	12	85.0	—	—/—	—
1949	9	570	2,541	282.3	368	1,204	—	133.8	96 -	202	.475	1,337	9	25	148.6	—	—/—	—
1950	9	597	3,304	367.1	445	2,350	—	261.1	69 -	152	.454	954	7	17	106.0	—	—/—	—
1951	9	565	1,924	213.8	421	1,141	—	126.8	61 -	144	.424	783	3	29	87.0	89	21/11	36-335
1952	9	552	2,277	253.0	404	1,504	—	167.1	58 -	148	.392	773	5	11	85.9	91	29/15	62-631
1953	9	571	2,978	330.9	417	1,809	—	201.0	81 -	154	.526	1,169	15	14	129.9	139	17/13	76-750
1954	9	549	2,361	262.3	410	1,446	—	160.7	60 -	139	.432	915	7	12	101.7	120	29/16	65-585
1955	9	518	2,980	331.1	409	2,295	—	255.0	38 -	109	.349	685	6	11	76.1	133	37/33	64-595
1956	9	586	2,563	284.8	490	2,001	—	222.3	42 -	96	.438	562	4	10	62.4	128	26/14	51-519
1957	9	615	2,641	293.4	485	1,879	—	208.8	53 -	130	.408	762	8	8	84.7	143	35/21	66-645
1958	9	599	2,557	284.1	471	1,738	—	193.1	66 -	128	.516	819	5	7	91.0	122	30/22	55-514
1959	9	532	1,455	161.7	406	1,025	—	113.9	38 -	126	.302	430	2	15	47.8	96	39/17	51-483
1960	9	583	1,881	209.0	399	1,145	—	127.2	59 -	184	.321	736	4	20	81.8	119	31/19	48-467
1961	9	602	2,343	260.3	477	1,704	—	189.3	41 -	125	.328	639	3	13	71.0	130	28/17	35-350
1962	9	555	1,906	211.8	370	1,127	—	125.2	62 -	185	.335	779	3	19	86.6	109	15/8	63-560
1963	9	590	1,947	216.3	389	967	—	107.4	83 -	201	.413	980	3	23	108.9	108	26/16	53-539
1964	9	577	2,171	241.2	378	1,112	—	123.6	93 -	199	.467	1,059	7	19	117.7	122	28/18	38-404
1965	9	601	2,154	239.3	358	1,059	—	117.7	111 -	243	.457	1,095	5	14	121.7	138	29/14	33-375
1966	10	753	2,551	255.1	521	1,668	—	166.8	95 -	232	.409	883	2	21	88.3	151	31/20	55-542
1967	10	735	3,074	307.4	522	1,835	15	183.5	100 -	213	.469	1,239	8	16	123.9	173	32/20	75-705
1968	10	741	3,347	334.7	503	1,812	17	181.2	125 -	238	.525	1,535	15	8	153.5	179	20/12	65-566
1969	10	783	4,055	405.5	497	2,193	25	219.3	133 -	286	.465	1,862	10	15	186.2	208	17/12	67-664
1970	10	768	3,906	390.6	534	2,156	19	215.6	115 -	234	.491	1,750	16	15	175.0	197	29/16	78-777
1971	11	756	3,608	328.0	522	2,109	22	191.7	94 -	234	.402	1,499	7	17	136.3	172	49/20	60-645
1972	11	734	2,807	255.2	514	1,549	13	140.8	96 -	220	.436	1,258	6	17	114.4	153	44/23	45-527
1973	11	780	3,816	346.9	556	2,206	22	200.5	108 -	224	.482	1,610	13	14	146.3	204	30/16	67-605
1974	11	829	3,882	352.9	645	2,677	24	243.4	93 -	184	.505	1,205	7	12	109.5	212	36/19	56-554
1975	11	768	3,903	354.8	592	2,784	20	253.1	81 -	176	.460	1,119	7	8	101.7	193	37/21	61-600
1976	11	743	3,957	359.7	579	2,759	36	250.8	81 -	164	.494	1,198	8	8	108.9	184	30/20	71-784
1977	11	817	3,682	334.7	654	2,709	21	246.3	74 -	163	.454	973	8	9	88.5	203	43/21	78-781
1978	11	805	3,779	343.5	632	2,714	32	246.7	78 -	173	.451	1,065	2	15	96.8	187	36/18	58-574
1979	11	719	3,454	314.0	512	2,077	22	188.8	101 -	207	.488	1,377	6	9	125.2	183	29/17	54-625
1980	11	751	3,191	290.1	552	2,002	17	182.0	106 -	199	.533	1,189	4	13	108.1	197	25/9	49-519
1981	11	753	3,305	300.5	558	2,180	16	198.2	91 -	195	.467	1,125	10	14	102.3	181	32/15	61-590
1982	10	689	2,986	298.6	462	1,537	9	153.7	122 -	227	.537	1,449	5	15	144.9	171	21/10	55-457
1983	11	724	3,205	291.4	421	1,490	14	135.5	163 -	303	.538	1,715	4	21	155.9	179	19/7	59-559
1984	11	798	3,463	314.8	528	1,589	12	144.5	157 -	270	.581	1,874	8	12	170.4	185	25/11	71-651
1985	11	763	4,006	364.2	434	1,573	15	143.0	176 -	329	.535	2,433	15	18	221.2	213	25/16	68-580
1986	11	710	3,793	344.8	438	1,847	21	167.9	153 -	272	.563	1,946	16	6	176.9	187	21/10	67-589
1987	11	750	3,690	335.5	455	1,731	23	157.4	169 -	295	.573	1,959	10	24	178.1	203	27/6	59-552
1988	11	821	3,739	339.9	515	1,917	14	174.3	166 -	306	.542	1,822	6	16	165.6	227	29/14	58-547
1989	11	717	3,854	350.4	366	1,425	15	129.5	220 -	351	.627	2,429	17	14	220.8	214	27/13	64-517
1990	11	839	4,089	371.7	553	2,290	26	208.2	155 -	286	.542	1,799	8	15	163.5	242	26/10	48-406
1991	11	832	4,989	453.5	528	2,384	28	216.7	177 -	304	.582	2,605	18	10	236.8	264	19/9	72-588
1992	11	838	3,841	349.2	507	2,066	14	187.8	178 -	331	.538	1,775	7	11	161.4	230	23/12	51-486
1993	11	799	4,528	411.6	497	2,092	16	190.2	179 -	302	.593	2,436	21	9	221.5	220	34/13	54-392
1994	11	781	3,959	359.9	442	1,545	23	140.5	174 -	339	.513	2,414	14	15	219.5	212	39/16	73-634
1995	11	835	5,064	<b>460.4</b>	495	2,379	22	216.3	195 -	340	.574	2,685	29	8	244.1	261	30/11	85-755
1996	11	833	4,964	451.3	582	3,030	29	275.5	149 -	251	.594	1,934	16	7	175.8	267	43/17	64-545
1997	11	772	4,704	427.6	514	2,639	26	239.9	147 -	258	.570	2,065	21	7	187.7	245	23/13	68-574
1998	11	812	3,991	362.8	529	2,083	24	189.4	159 -	283	.562	1,908	14	8	173.5	212	26/17	79-677
1999	11	803	3,951	359.2	456	1,789	15	162.6	192 -	347	.553	2,162	16	13	196.5	224	21/9	79-660
2000	11	746	3,969	360.8	404	1,658	18	150.7	204 -	342	.596	2,311	19	12	210.1	210	23/15	76-723
2001	11	825	4,240	385.5	463	1,734	16	157.6	204 -	362	.564	2,506	18	17	227.8	228	12/6	80-714
2002	12	875	4,641	386.8	447	1,582	17	131.8	243 -	428	.567	3,059	17	21	254.9	230	18/7	82-708
2003	12	861	4,459	371.6	469	1,693	16	141.1	219 -	392	.559	2,766	15	23	230.5	223	24/8	83-702
2004	12	869	4,513	376.1	466	1,837	17	153.1	239 -	403	.593	2,676	14	13	223.0	256	18/7	59-504
2005	12	898	4,439	369.9	454	1,775	13	147.9	254 -	444	.572	2,664	19	11	222.0	259	14/10	65-571
2006	13	852	4,741	364.7	441	1,873	14	121.9	265 -	411	<b>.645</b>	3,156	22	7	242.8	241	23/14	75-724
2007	12	902	5,211	434.2	536	2,521	27	210.1	218 -	366	.596	2,690	16	7	224.2	267	13/8	72-708
2008	13	775	3,880	298.5	437	1,786	13	137.4	208 -	338	.615	2,094	13	6	161.1	215	21/14	61-464
2009	13	769	4,289	329.9	422	1,617	13	124.4	225 -	374	.602	2,672	18	8	205.5	229	29/15	62-506
2010	14	907	4,686	334.7	459	1,771	16	126.5	263 -	448	.587	2,915	15	16	208.2	250	14/9	79-740
2011	14	1,060	5,813	415.2	582	2,343	23	167.4	271 -	478	.567	3,470	29	13	247.9	319	19/12	86-758
2012	14	1,096	5,170	369.3	587	2,049	21	146.4	284 -	509	.558	3,121	11	15	222.9	313	22/12	66-629
2013	14	1,065	5,800	414.3	550	2,120	14	151.4	279 -	<b>515</b>	.539	<b>3,680</b>	27	19	<b>262.9</b>	307	20/11	82-650
2014	14	997	5,483	391.6	541	2,284	24	163.1	265 -	456	.581	3,199	18	14	228.5	304	24/10	63-528
2015	14	1,130	<b>5,857</b>	418.4	612	2,446	17	174.7	299 -	518	.577	3,411	25	22	243.6	317	13/7	79-709
2015	12	936	<b>5,418</b>	451.5	520	2,410	24	200.8	236 -	416	.567	3,008	25	14	250.7	292	12-2	83-825

Note: Regular-season statistics do not include bowl games prior to 2004. Season-high totals in bold.

## ANNUAL RESULTS

Year	Head Coach	Record	Conf./Finish	Pts.	Opp.
1899	John L. Keith	1-0-2	n/a	21	15
1900	John L. Keith	2-2-2	n/a	50	50
1901	John L. Keith	6-1-0	n/a	108	18
1902	John L. Keith	5-1-1	n/a	75	16
1903	John L. Keith	3-3-0 x	n/a	44	43
1904	Dixie Fleager	5-0-0	n/a	90	17
1905	Harry Sauthoff	3-1-1	n/a	25	12
1906	Nelson A. Kellogg	4-2-1	n/a	38	23
1907	Nelson A. Kellogg	1-4-1	n/a	67	63
1908	Nelson A. Kellogg	1-5-1	n/a	31	81
1909	Nelson A. Kellogg	2-6-0	n/a	74	171
1910	William W. Wirtz	4-2-1	n/a	67	39
1911	William W. Wirtz	8-1-2	n/a	196	84
1912	William W. Wirtz	3-5-0	n/a	114	167
1913	William W. Wirtz	3-3-3	n/a	56	236
1914	William W. Wirtz	7-0-1	n/a	148	13
1915	William W. Wirtz	2-5-1	n/a	81	210
1916	William W. Wirtz	6-1-1	n/a	105	19
1917	No team - World War I				
1918	No team - World War I				
1919	No team - World War I				
1920	Paul Harrison	3-5-0	n/a	153	93
1921	Paul Harrison	3-5-0	n/a	193	168
1922	Paul Harrison	5-4-1	3-1-1	138	94
1923	William Muir	1-4-3	0-2-3	73	171
1924	William Muir	4-4-0	1-3	156	85
1925	William Muir	6-1-0	4-0	52	5
1926	Roland Cowell	5-1-1	n/a	71	26
1927	Roland Cowell	1-4-1	n/a	49	92
1928	Roland Cowell	0-6-1	0-2-1	12	139
1929	George Evans	6-1-1	3-1-1	124	24
1930	George Evans	6-2-1	3-1-1	152	60
1931	George Evans	5-3-0	4-2	76	59
1932	George Evans	4-2-1	2-2-1	76	27
1933	George Evans	5-4-0	4-3	113	58
1934	George Evans	5-1-2	4-1-2	109	42
1935	George Evans	7-1-1	5-1-1	201	20
1936	George Evans	4-3-1	3-2-1	60	59
1937	George Evans	3-2-3	3-2-1	53	40
1938	George Evans	6-1-1	4-0/1st	133	34
1939	George Evans	5-2-1	3-1	96	44
1940	George Evans	6-3-0	2-2	115	116
1941	George Evans	7-1-1	3-1	167	45
1942	George Evans	4-2-2	2-0-2	75	75
1943	George Evans	4-1-1	1-0	117	53
1944	George Evans	7-0-0	3-0/1st	113	48
1945	George Evans	4-3-0	2-2	110	70
1946	George Evans	9-2-0 ^	4-0	207	99
1947	George Evans	4-3-3 ^	2-1-1	131	97
1948	George Evans	6-4-0	2-2	175	147
1949	George Evans	7-2-1	2-1-1	273	157
1950	George Evans	3-6-0	2-4	193	256
1951	George Evans	9-0-0	6-0/1st	223	101
1952	George Evans	3-6-0	2-4	110	194
1953	George Evans	1-8-0	1-5	74	255
1954	George Evans	2-7-0	1-5	79	187
1955	Robert Kahler	0-8-1	0-5-1	31	233
1956	Howard Fletcher	1-8-0	0-6	46	188
1957	Howard Fletcher	2-7-0	1-5	132	268
1958	Howard Fletcher	4-5-0	2-4	184	184
1959	Howard Fletcher	7-2-0	4-2/t-2nd	246	124
1960	Howard Fletcher	7-2-0	4-2/3rd	217	126
1961	Howard Fletcher	4-4-1	3-2-1/t-4th	159	129
1962	Howard Fletcher	8-2-0 ^	3-1/2nd	274	87
1963	Howard Fletcher	10-0-0 ^	4-0/1st	337	97
1964	Howard Fletcher	7-2-0	3-1/t-1st	190	131

Year	Head Coach	Record	Conf./Finish	Pts.	Opp.
1965	Howard Fletcher	9-1-0 ^	4-0/1st	290	147
1966	Howard Fletcher	8-2-0	n/a	293	153
1967	Howard Fletcher	5-5-0	n/a	162	198
1968	Howard Fletcher	2-8-0	n/a	154	258

### -Beginning of Major College Era-

Year	Head Coach	Record	Conf./Finish	Pts.	Opp.
1969	Richard Ulrich	3-7-0	n/a	191	284
1970	Richard Ulrich	3-7-0	n/a	168	281
1971	Jerry Ippoliti	5-5-1	n/a	202	232
1972	Jerry Ippoliti	7-4-0	n/a	198	141
1973	Jerry Ippoliti	6-5-0	n/a	327	270
1974	Jerry Ippoliti	4-7-0	n/a	186	261
1975	Jerry Ippoliti	3-8-0	2-3/7th	193	230
1976	Pat Culpepper	1-10-0	0-6/10th	56	366
1977	Pat Culpepper	3-8-0	2-5/8th	138	249
1978	Pat Culpepper	5-6-0	2-4/7th	232	284
1979	Pat Culpepper	5-5-1	3-3-1/6th	177	206
1980	Bill Mallory	7-4-0	4-3/t-3rd	216	175
1981	Bill Mallory	3-8-0	2-7/9th	160	217
1982	Bill Mallory	5-5-0	5-4/t-5th	137	136
1983	Bill Mallory	10-2-0 ^	8-1/1st	314	203
1984	Lee Corso	4-6-1	3-5-1/5th	153	188
1985	Jerry Pettibone	4-7-0	4-4/5th	174	259
1986	Jerry Pettibone	2-9-0	n/a	144	308
1987	Jerry Pettibone	5-5-1	n/a	305	262
1988	Jerry Pettibone	7-4-0	n/a	155	185
1989	Jerry Pettibone	9-2-0	n/a	344	269
1990	Jerry Pettibone	6-5-0	n/a	333	260
1991	Charlie Sadler	2-9-0	n/a	143	364
1992	Charlie Sadler	5-6-0	n/a	203	193
1993	Charlie Sadler	4-7-0	3-3/5th	227	334
1994	Charlie Sadler	4-7-0	3-3/t-5th	301	294
1995	Charlie Sadler	3-8-0	3-3/t-4th	220	420
1996	Joe Novak	1-10-0	n/a	157	400
1997	Joe Novak	0-11-0	0-8/6th-W	129	382
1998	Joe Novak	2-9-0	2-6/5th-W	160	329
1999	Joe Novak	5-6-0	5-3/t-2nd-W	289	289
2000	Joe Novak	6-5-0	4-3/t-3rd-W	409	280
2001	Joe Novak	6-5-0	4-3/t-1st-W	303	292
2002	Joe Novak	8-4-0	7-1/t-1st-W	375	298
2003	Joe Novak	10-2-0	6-2/t-2nd-W	386	258
2004	Joe Novak	9-3-0 ^	7-1/t-1st-W	421	304
2005	Joe Novak	7-5-0 \$	6-2/1st-W	389	274
2006	Joe Novak	7-6-0 ^	5-3/t-3rd-W	331	275
2007	Joe Novak	2-10-0	1-6/6th-W	229	370
2008	Jerry Kill	6-7-0 ^	5-3/4th-W	314	234
2009	Jerry Kill	7-6-0 ^	5-3/2nd-W	372	281
2010	Jerry Kill*	10-3-0 \$	8-0/1st-W	532	265
	Tom Matukewicz	1-0-0 ^			
2011	Dave Doeren	11-3-0 \$^	7-1/1st-W	536	424
2012	Dave Doeren*	12-1-0 \$	8-0/1st-W	540	278
	Rod Carey	0-1-0 ^			
2013	Rod Carey	12-2 \$^	8-0/1st-W	555	351
2014	Rod Carey	11-3 \$^	7-1/t-1st-W	441	359
2015	Rod Carey	8-6 \$^	6-2/t-1st-W	436	387
2016	Rod Carey	5-7	5-3/3rd-W	366	364
115-Year Totals		571-483-51	.540		

**Conference Affiliations:** Little 19 (1922-25, 1928-1946); IIAC (1947-1965); MAC (1975-1985, 1997-present); Big West (1993-95); Independent (1996).

x denotes incomplete season results; Bold indicates college division champion; ^ indicates bowl game result included; \$ indicates MAC Championship game result included;

\*Did not coach bowl game.



## YEAR-BY-YEAR SCORES

### Year-by-Year Scores Note

\*1899 and 1900 season scores not available; Results include complete records for each season and listed scores indicate competition against intercollegiate opposition only. Scores of games involving other competition such as NIU Alumni All-Star and semi-pro teams, military bases, high schools, etc., are not listed but are included in the season and coaching records.

### JOHN L. KEITH

1899-1903 | 5 Seasons  
17-7-5 (.672)



\*1899: 1-0-2

\*1900: 2-2-2

1901: 6-1-0

Captain: Henry Hausen

Nov. 2	W	10	North Central	0
Nov. 16	W	17	@ North Central	6
Nov. 28	L	0	Wisconsin-Whitewater	12

Season scores are incomplete

1902: 5-1-1

Captain: Sanford Givens

Nov. 15	W	10	Eastern Illinois	0
Nov. 27	L	5	@ Wisconsin-Whitewater	16

Season scores are incomplete

1903: 3-3-0

Captains: Floyd Ritzman, Donald Kays

Oct. 24	L	0	@ Wisconsin-Platteville	12
Nov. 7	W	23	Western Illinois	0
Nov. 14	L	0	@ Eastern Illinois	29
Nov. 21	W	15	Belvidere	0

### DIXIE FLEAGER

1904 | 1 Season

5-0-0 (1.000)

1904: 5-0-0

Captain: Alvin Farr

Oct. 8	W	28	Sterling	0
Oct. 22	W	11	UW-Platteville	6
Nov. 12	W	15	@ Western Illinois	0
Nov. 24	W	12	@ Wisconsin-Whitewater	11



### HARRY SAUTHOFF

1905 | 1 Season

3-1-1 (.700)

1905: 3-1-1

Captain: None

Oct. 14	W	15	Sterling	0
Oct. 28	L	0	@ Wisconsin-Platteville	12



### NELSON A. KELLOGG

1906-09 | 4 Seasons

8-17-3 (.339)

1906: 4-2-1

Captain: Warren Madden

Oct. 6	L	0	@ Beloit	12
Oct. 27	W	10	@ Belvidere	0
Nov. 10	W	12	Wisconsin-Platteville	0
Nov. 17	W	10	Belvidere	0
Nov. 24	W	6	@ Illinois State	5



1907: 1-4-1

Captain: None

Oct. 26	L	0	Illinois State	16
Nov. 16	T	0	@ Wisconsin-Platteville	0

1908: 1-5-1

Captain: Irwin Madden

Oct. 3	L	0	@ Dubuque	16
--------	---	---	-----------	----

1909: 2-6-0

Captain: None

Nov. 10	W	35	Dixon	0
Nov. 13	L	6	@ German Pres. Sem.	34
Nov. 20	L	11	Sterling	30

### WILLIAM W. WIRTZ

1910-16 | 7 Season

33-17-9 (.636)

1910: 4-2-1

Captain: None

Nov. 12	L	3	@ Dixon	23
---------	---	---	---------	----



1911: 8-1-2

Captain: James Sawyer

Sept. 30	L	0	@ Beloit	42
Oct. 21	W	21	@ Dixon	7
Oct. 28	W	15	Dixon	10

1912: 3-5-0

Captain: William Baker

Sept. 28	L	0	@ Beloit	65
Oct. 19	W	114	Wheaton	7
Oct. 26	L	7	@ Dixon	37

1913: 3-3-3

Captain: Jesse Donyes

Oct. 4	L	0	@ Beloit	115
Nov. 15	W	12	Aurora	9
Nov. 22	L	0	@ North Central	66

1914: 7-0-1

Captain: Kennard Seyller

Oct. 3	W	7	@ Wheaton	3
Oct. 10	W	38	Mt. Morris	0
Oct. 17	W	14	@ Aurora	7
Oct. 24	W	29	Wheaton	3
Oct. 31	W	7	@ Mt. Morris	0
Nov. 7	W	10	@ North Central	0
Nov. 21	T	0	Aurora	0

1915: 2-5-1

Captain: Henry Barton

Oct. 9	W	25	North Central	14
Oct. 16	L	3	@ Wheaton	37
Oct. 23	L	0	@ St. Viator's	96
Oct. 30	L	0	@ North Central	13
Nov. 13	W	41	Wheaton	0

1916: 6-1-1

Captain: Paul Harrison

Oct. 7	W	13	@ Wheaton	0
Oct. 14	W	16	North Central	0
Oct. 21	W	7	@ Lewis	0
Nov. 4	W	52	Chicago Teachers	0
Nov. 11	W	7	@ North Central	6
Nov. 18	W	7	Wheaton	0

### NIU Career Coaching Victory List

	Name	Year(s)	G	W	L	T	Pct.
1.	George "Chick" Evans	1929-54	222	132	70	20	.640
2.	Howard Fletcher	1956-68	123	74	48	1	.606
3.	Joe Novak	1996-2007	139	63	76	0	.453
4.	<b>Rod Carey#</b>	<b>2013-present</b>	<b>55</b>	<b>36</b>	<b>19</b>	<b>0</b>	<b>.655</b>
5.	William W. Wirtz	1910-16	59	33	17	9	.636
	Jerry Pettibone	1985-90	66	33	32	1	.508
7.	Bill Mallory	1980-83	44	25	19	0	.568
	Jerry Ippoliti	1971-75	55	25	29	1	.464
9.	Dave Doeren	2011-12	27	23	4	0	.852
	Jerry Kill	2008-10	39	23	16	0	.696
11.	Charlie Sadler	1991-95	55	18	37	0	.327
12.	John L. Keith	1899-1903	29	17	7	5	.672
13.	Pat Culpepper	1976-79	44	14	29	1	.330
14.	William Muir	1923-25	23	11	9	3	.543
15.	Paul Harrison	1920-22	26	11	14	1	.442
16.	Nelson A. Kellogg	1906-09	28	8	17	3	.339
17.	Roland Cowell	1926-28	20	6	11	3	.375
	Richard Urich	1969-70	20	6	14	0	.300
19.	Dixie Fleager	1904	5	5	0	0	1.000
20.	Lee Corso	1984	11	4	6	1	.409
21.	Harry Sauthoff	1905	5	3	1	1	.700
22.	Tom Matukewicz*	2010	1	1	0	0	1.000
23.	Robert Kahler	1955	9	0	8	1	.056
	<b>Totals</b>	<b>1899-2016</b>	<b>1,105</b>	<b>571</b>	<b>483</b>	<b>51</b>	<b>.540</b>

\*Interim head coach for 2010 Humanitarian Bowl; #interim head coach for 2013 Orange Bowl.

## YEAR-BY-YEAR SCORES

1917-19 (No teams - World War I)

### PAUL HARRISON

1920-22 | 3 Seasons  
11-14-1 (.442)



1920: 3-5-0

Captain: Crawford King

Oct. 2	L	14	Wheaton	16
Oct. 9	L	7	North Central	13
Oct. 16	W	64	Mt. Morris	0
Oct. 23	W	12	@ Mt. Morris	0
Oct. 30	L	0	@ Cornell	3
Nov. 6	L	7	@ Wheaton	16
Nov. 11	L	7	St. Viator's	32

1921: 3-5-0

Captain: Allan Newman

Oct. 8	L	0	Millikin	63
Oct. 15	L	0	@ Bradley	41
Oct. 22	W	64	Mt. Morris	9
Oct. 29	L	10	@ St. Viator's	19
Nov. 5	W	91	Elmhurst	10
Nov. 11	L	0	Wisconsin-Milwaukee	26
Nov. 19	L	7	@ Wheaton	10

1922: 5-4-1, 3-1-1 (Little 19)

Captain: Leo Conahan

Sept. 23	W	48	Elmhurst	0
Sept. 30	L	0	@ Beloit	34
Oct. 7	W	6	@ North Central*	0
Oct. 14	L	6	Wisconsin-Whitewater	19
Oct. 21	W	13	@ Mt. Morris*	7
Oct. 28	L	0	@ Millikin*	15
Nov. 4	W	21	Wisconsin-Platteville	7
Nov. 11	T	0	@ Illinois State*	0
Nov. 17	L	6	@ UW-Milwaukee*	12
Nov. 25	W	38	Wheaton*	0

### WILLIAM MUIR

1923-25 | 3 Seasons  
11-9-3 (.543)



1923: 1-4-3, 0-2-3 (Little 19)

Captain: Elmer Kujala

Sept. 22	W	40	Elmhurst	0
Sept. 29	L	7	@ Beloit	33
Oct. 6	L	0	@ Wisc.-Whitewater	28
Oct. 13	T	0	Illinois State*	0
Oct. 26	L	0	@ Eureka*	28
Nov. 9	L	6	@ Lombard*	62
Nov. 16	T	13	Mt. Morris*	13
Nov. 24	T	7	@ Wheaton*	7

1924: 4-4-0, 1-3-0 (Little 19)

Captain: Pete Ball

Oct. 4	W	45	Elmhurst	0
Oct. 9	W	17	Milton	7
Oct. 18	L	6	@ DePaul	9
Oct. 25	L	6	@ Illinois State*	9
Nov. 1	L	0	@ Mt. Morris*	37
Nov. 8	W	42	@ St. Joseph's	0
Nov. 15	W	33	Wheaton*	14
Nov. 22	L	7	Eureka*	9

1925: 6-1-0, 4-0-0 (Little 19)

Captain: Junior Hahn

Sept. 25	W	6	St. Bede's	0
Oct. 10	W	13	@ North Central*	0
Oct. 16	W	7	@ Milton	2
Oct. 24	W	8	Illinois State*	0
Oct. 31	L	0	Chicago YMCA	3
Nov. 7	W	12	Mt. Morris*	0
Nov. 14	W	6	@ Wheaton*	0

### ROLAND COWELL

1926-1928 | 3 Seasons  
6-11-3 (.375)



1926: 5-1-1

Captain: Wesley Cocidine

Oct. 2	W	9	American College of PE	0
Oct. 9	T	7	@ St. Bede's	7
Oct. 23	L	0	@ Dubuque	19
Oct. 30	W	32	Elmhurst	0
Nov. 6	W	14	Wisconsin-Platteville	0
Nov. 13	W	3	Indiana State	0
Nov. 20	W	6	Crane J.C.	0

1927: 1-4-1

Captains: Howard Larson, Ivan Nicholas

Oct. 8	L	6	@ Eastern Michigan	25
Oct. 15	W	12	@ Valparaiso	2
Oct. 21	L	13	Chicago YMCA	18
Nov. 5	L	6	Northern Iowa	20
Nov. 11	T	0	Wisconsin-Milwaukee	0
Nov. 19	L	12	@ Indiana State	27

1928: 0-6-1, 0-2-1 (Little 19)

Captain: Leslie Hedberg

Oct. 6	L	0	Illinois State*	10
Oct. 13	L	6	@ Wisconsin-Milwaukee	16
Oct. 20	L	6	Valparaiso	12
Oct. 27	L	0	@ Northern Iowa	39
Nov. 3	L	0	Eastern Michigan	43
Nov. 10	L	0	@ Mt. Morris*	19
Nov. 17	T	0	@ Wheaton*	0

### GEORGE EVANS

1929-54 | 26 Seasons  
132-70-20 (.640)



1929: 6-1-1, 3-1-1 (Little 19)

Captain: Leland Strombom

Sept. 28	W	12	LaSalle-Peru J.C.	0
Oct. 5	T	6	@ North Central*	6
Oct. 12	W	14	@ Elmhurst	0
Oct. 19	W	26	Mt. Morris*	0
Oct. 26	L	0	@ Shurtleff*	6
Nov. 2	W	34	@ Valparaiso	0
Nov. 9	W	12	@ Illinois State*	6
Nov. 15	W	20	Wheaton*	6

1930: 6-2-1, 3-1-1 (Little 19)

Captain: John McNamara

Sept. 26	W	18	@ St. Viator's	0
Oct. 4	W	7	Wisconsin-Whitewater	0
Oct. 11	W	35	@ Wheaton*	0
Oct. 18	W	13	@ Illinois College*	0
Oct. 25	L	0	@ Shurtleff*	7
Nov. 1	L	13	@ Wisconsin-Milwaukee	20
Nov. 7	W	19	Illinois State*	7
Nov. 11	W	34	Crane J.C.	13
Nov. 20	T	13	North Central*	13

1931: 5-3-0, 4-2-0 (Little 19)

Captain: Vernon Sutfin

Sept. 26	L	0	@ Wisconsin-Whitewater	25
Oct. 3	W	12	@ Illinois State*	0
Oct. 10	W	19	Wisconsin-Milwaukee	2
Oct. 17	W	7	Illinois College*	6
Oct. 31	W	6	St. Viator's*	0
Nov. 7	L	6	@ North Central*	19
Nov. 14	W	20	Wheaton*	0
Nov. 21	L	6	@ Southern Illinois*	17

1932: 4-2-1, 2-2-1 (Little 19)

Captain: Byron Kaiser

Oct. 1	L	7	Illinois State*	8
Oct. 8	L	0	@ Eureka*	7
Oct. 15	T	0	Southern Illinois*	0
Oct. 22	W	31	@ Crane J.C.	6
Oct. 29	W	25	Wisconsin-Platteville	6
Nov. 4	W	7	North Central*	0
Nov. 12	W	6	@ Wheaton*	0

1933: 5-4-0, 4-3-0 (Little 19)

Captain: Art Court, Jack Mustapha

Sept. 31	L	7	@ Illinois State*	19
Oct. 7	W	12	Eureka*	0
Oct. 14	L	0	@ Gary J.C.	7
Oct. 21	W	12	Eastern Illinois*	6
Oct. 27	W	40	Wisconsin-Platteville	0
Nov. 4	L	0	@ Millikin*	7
Nov. 10	W	25	Wheaton*	0
Nov. 18	W	17	Elmhurst*	6
Nov. 25	L	0	@ Southern Illinois*	13

1934: 5-1-2, 4-1-2 (Little 19)

Captain: Russ Erb

Oct. 6	W	24	@ Eureka*	0
Oct. 13	T	6	Illinois Wesleyan*	6
Oct. 20	W	7	@ Wheaton*	6
Oct. 27	L	0	Southern Illinois*	6
Nov. 3	T	0	Illinois State*	0
Nov. 10	W	40	@ Elmhurst*	12
Nov. 17	W	14	Wisconsin-Whitewater	0
Nov. 24	W	18	@ Eastern Illinois*	12

1935: 7-1-1, 5-1-1 (Little 19)

Captains: Reino Nori, William Howard

Sept. 28	W	27	@ Wisconsin-Whitewater	0
Oct. 5	T	0	@ Illinois State*	0
Oct. 12	W	27	St. Viator's*	0
Oct. 19	W	34	Chicago City College	0
Oct. 26	W	28	@ Southern Illinois*	0
Nov. 1	W	18	Wheaton*	13
Nov. 9	L	0	@ Illinois Wesleyan*	7
Nov. 16	W	18	Eureka*	0
Nov. 23	W	49	Eastern Illinois*	0

## YEAR-BY-YEAR SCORES

### 1936: 4-3-1, 3-2-1 (Little 19)

Captains: William Walters, Karl Hein

Sept. 26	L	0	Wisconsin-Whitewater	7
Oct. 3	W	7	Elmhurst*	0
Oct. 10	W	14	Southern Illinois*	2
Oct. 17	W	19	@ Wheaton*	0
Oct. 24	W	14	@ Wisc.-Stevens Point	12
Oct. 31	T	6	@ Illinois State*	6
Nov. 7	L	0	Illinois Wesleyan*	19
Nov. 14	L	0	@ St. Viator's*	13

### 1937: 3-2-3, 3-2-1 (Little 19)

Captains: Louis DeRango, Joseph Rockenbach

Sept. 25	T	0	@ Wisc.-Whitewater	0
Oct. 2	T	7	@ Elmhurst*	7
Oct. 9	L	2	Illinois State*	14
Oct. 16	W	7	Wheaton*	0
Oct. 30	W	24	@ Eastern Illinois*	6
Nov. 6	L	0	@ Illinois Wesleyan*	7
Nov. 12	T	6	Wisc.-Stevens Point	6
Nov. 20	W	7	@ Southern Illinois*	0

### 1938: 6-1-1, 4-0-0 (1st, Little 19)

Captain: Curtis Larsen

Oct. 1	W	7	Eastern Illinois*	0
Oct. 8	W	26	Southern Illinois*	0
Oct. 15	W	18	@ Wheaton	6
Oct. 22	T	6	@ Dubuque	6
Oct. 29	W	28	Mankato State	6
Nov. 4	W	39	Elmhurst*	0
Nov. 12	W	2	@ Illinois State*	0
Nov. 24	L	7	@ Northeast Louisiana	15

### 1939: 5-2-1, 3-1-0 (Little 19)

Captains: John Young, Paul Blair

Sept. 30	L	0	@ Central Michigan	6
Oct. 7	W	13	@ Elmhurst*	0
Oct. 14	W	19	Wheaton	7
Oct. 21	W	20	Dubuque	12
Oct. 28	T	0	Wisconsin-Milwaukee	0
Nov. 4	W	13	@ Southern Illinois*	0
Nov. 11	L	7	Illinois State*	13
Nov. 18	W	22	@ Eastern Illinois*	6

### 1940: 6-3-0, 2-2-0 (Little 19)

Captain: Sam Smith

Sept. 28	W	7	Wisconsin-Whitewater	6
Oct. 5	L	0	@ Eastern Kentucky	35
Oct. 12	W	9	Central Michigan	6
Oct. 19	W	21	@ Wisconsin-Oshkosh	7
Oct. 26	W	12	@ Wheaton	6
Nov. 2	W	20	Southern Illinois*	6
Nov. 9	L	14	@ Illinois State*	26
Nov. 16	L	0	Eastern Illinois*	12
Nov. 21	W	32	Western Illinois*	12

### 1941: 7-1-1, 3-1-0 (Little 19)

Captain: Fred Spear

Sept. 27	W	14	@ Wisc.-Whitewater	0
Oct. 4	T	6	Ball State	0
Oct. 11	W	6	Illinois State*	0
Oct. 18	W	24	Wheaton	0
Oct. 25	W	33	@ Wisconsin-Oshkosh	6
Nov. 1	L	7	@ Southern Illinois*	13
Nov. 8	W	32	Wisc.-Stevens Point	12
Nov. 15	W	19	@ Eastern Illinois*	0
Nov. 20	W	25	@ Western Illinois*	7

### 1942: 4-1-2, 2-0-2 (Little 19)

Captain: John Farney

Sept. 26	W	13	Wisconsin-Whitewater	0
Oct. 10	T	14	Western Illinois*	14
Oct. 17	L	0	@ Ball State	14
Oct. 24	W	7	@ Wisc.-Stevens Point	0
Oct. 31	W	34	Southern Illinois*	7
Nov. 11	T	6	@ Illinois State*	6
Nov. 14	W	1	Eastern Illinois (Forfeit)*	0

### 1943: 4-1-1, 1-0-0 (Little 19)

Captains: Sievert Block, Wayne Cook

Oct. 9	T	0	Wheaton	0
Oct. 16	W	33	@ Western Illinois*	14
Oct. 23	W	39	Wilson J.C.	12
Oct. 30	L	13	@ Wheaton	20
Nov. 6	W	12	Concordia	0
Nov. 13	W	20	Elmhurst	7

### 1944: 7-0-0, 3-0-0 (1st, Little 19)

Captain: Henry Leskovec

Sept. 30	W	6	@ Elmhurst	0
Oct. 7	W	25	Eastern Illinois*	6
Oct. 14	W	25	Elmhurst	12
Oct. 21	W	13	@ Western Illinois*	6
Oct. 28	W	12	@ Concordia	6
Nov. 4	W	19	Wheaton	6
Nov. 10	W	13	@ Southern Illinois*	12

### 1945: 4-3-0, 2-2-0 (Little 19)

Captains: Al Hodous, Richard Piatt

Oct. 6	W	7	@ Wheaton	0
Oct. 13	W	13	Western Illinois*	6
Oct. 20	L	0	@ Illinois Wesleyan	13
Oct. 27	L	7	@ Illinois State*	19
Nov. 3	W	59	Elmhurst	0
Nov. 10	W	13	Southern Illinois*	7
Nov. 17	L	14	@ Eastern Illinois*	19

### 1946: 8-2-0, 4-0-0 (1st, Little 19)

Captain: Robert Duffield

Sept. 28	W	49	@ Elmhurst	6
Oct. 4	W	26	Eastern Illinois*	0
Oct. 12	W	20	Wheaton	0
Oct. 19	W	20	Illinois Wesleyan	0
Oct. 25	L	7	@ Central Michigan	58
Nov. 2	W	14	@ Western Illinois*	13
Nov. 9	W	14	Illinois State*	3
Nov. 16	W	10	@ Southern Illinois*	0
Nov. 23	W	20	@ Millikin	0

### Turkey Bowl (Evansville, Ind.)

Nov. 28	L	7	@ Evansville	19
---------	---	---	--------------	----

### 1947: 4-3-2, 2-1-1 (IIAC)

Captain: Larry Brink

Sept. 26	L	7	@ St. Ambrose	20
Oct. 3	T	6	Central Michigan	6
Oct. 11	W	21	Eastern Michigan	6
Oct. 18	T	7	@ Illinois State*	7
Oct. 25	L	0	@ Southern Illinois*	20
Nov. 1	W	33	Western Illinois*	0
Nov. 8	W	25	Eastern Illinois*	6
Nov. 22	W	26	Millikin	6

### Refrigerator Bowl (Evansville, Ind.)

Nov. 29	L	0	@ Evansville	20
---------	---	---	--------------	----

### 1948: 5-4-0, 2-2-0 (IIAC)

Captain: Robert Walker

Sept. 24	W	30	@ Washburn	26
Oct. 1	L	13	St. Ambrose	16
Oct. 9	L	12	Illinois State*	14
Oct. 16	L	6	@ Eastern Illinois*	15
Oct. 23	W	25	Southern Illinois*	7
Oct. 29	W	10	@ Eastern Michigan	7
Nov. 5	W	18	@ Western Illinois*	0
Nov. 13	W	28	Wisc.-Stevens Point	13
Nov. 19	L	7	@ Eastern Kentucky	32

### 1949: 6-2-1, 2-1-1 (IIAC)

Captain: Robert Fowlie

Sept. 23	W	40	Washburn	27
Oct. 1	W	27	@ Nebraska-Omaha	8
Oct. 8	W	39	Eastern Michigan	14
Oct. 15	L	6	Western Illinois*	27
Oct. 22	W	47	@ Illinois Wesleyan	25
Oct. 29	W	20	@ Southern Illinois*	7
Nov. 5	T	14	@ Illinois State*	14
Nov. 12	W	40	Eastern Illinois*	14
Nov. 18	L	19	Kent State	21

### 1950: 3-6-0, 2-4-0 (IIAC)

Captain: Eugene Duda

Sept. 23	L	13	@ Western Michigan	40
Sept. 30	W	27	Nebraska-Omaha	25
Oct. 7	W	35	@ Eastern Michigan*	13
Oct. 14	W	44	Southern Illinois*	20
Oct. 21	L	27	@ Western Illinois*	28
Oct. 27	L	7	@ Kent State	56
Nov. 3	L	14	Central Michigan*	26
Nov. 11	L	12	Illinois State*	13
Nov. 18	L	13	@ Eastern Illinois*	34

### 1951: 9-0-0, 6-0-0 (1st, IIAC)

Captains: George Acker, Frank Bieber

Sept. 22	W	20	@ Wisc.-Whitewater	7
Sept. 29	W	21	@ Eastern Illinois*	7
Oct. 6	W	14	@ Southern Illinois*	7
Oct. 13	W	35	Eastern Michigan*	21
Oct. 20	W	39	Illinois State*	13
Oct. 27	W	21	Nebraska-Peru	0
Nov. 2	W	26	@ Central Michigan*	13
Nov. 10	W	20	Western Illinois*	7
Nov. 17	W	27	@ Nebraska-Omaha	26

### 1952: 3-6-0, 2-4-0 (IIAC)

Captain: Selected each game

Sept. 20	L	7	@ Lewis	12
Sept. 27	L	7	Central Michigan*	56
Oct. 4	L	6	@ Beloit	28
Oct. 11	W	21	Southern Illinois*	7
Oct. 18	L	7	@ Eastern Michigan*	19
Oct. 25	W	28	@ Illinois State*	20
Nov. 1	W	20	Nebraska-Omaha	6
Nov. 15	L	14	@ Western Illinois*	39
Nov. 22	L	0	Eastern Illinois*	7



## YEAR-BY-YEAR SCORES

### 1953: 1-8-0, 1-5-0 (IIAC)

Captain: Len Jacobson

Sept. 16	L	6	@ Lewis	12
Oct. 3	L	7	@ Beloit	31
Oct. 10	L	14	@ Southern Illinois*	27
Oct. 17	L	14	Eastern Michigan*	20
Oct. 24	L	0	Illinois State*	39
Oct. 31	L	14	@ Nebraska-Omaha	47
Nov. 6	L	0	@ Central Michigan*	46
Nov. 14	L	0	Western Illinois*	27
Nov. 21	W	19	@ Eastern Illinois*	6

### 1954: 2-7-0, 1-5-0 (IIAC)

Captain: John Smith

Sept. 25	L	8	@ Wheaton	13
Oct. 2	W	18	@ Beloit	0
Oct. 9	W	24	Southern Illinois*	7
Oct. 16	L	0	@ Eastern Michigan*	34
Oct. 23	L	6	@ Illinois State*	19
Oct. 30	L	7	Nebraska-Omaha	26
Nov. 6	L	7	Central Michigan*	46
Nov. 13	L	0	@ Western Illinois*	14
Nov. 20	L	9	Eastern Illinois*	28

### ROBERT KAHLER

1955 | 1 Season  
0-8-1 (.056)



### 1955: 0-8-1, 0-5-1 (IIAC)

Captain: Ed Bauer

Sept. 24	L	0	@ Wheaton	12
Oct. 1	T	7	Illinois State*	7
Oct. 8	L	0	@ Central Michigan*	61
Oct. 15	L	0	Bradley	40
Oct. 22	L	6	Western Illinois*	39
Oct. 29	L	12	@ Nebraska-Omaha	27
Nov. 5	L	0	@ Eastern Illinois*	14
Nov. 12	L	6	Eastern Michigan*	13
Nov. 19	L	0	@ Southern Illinois*	20

### HOWARD FLETCHER

1956-68 | 13 Seasons  
74-48-1 (.606)



### 1956: 1-8-0, 0-6-0 (IIAC)

Captains: Dan Biddick, Tom Skubich

Sept. 22	W	7	@ Wheaton	6
Sept. 29	L	0	@ Illinois State*	3
Oct. 6	L	0	Central Michigan*	41
Oct. 13	L	7	@ Bradley	26
Oct. 19	L	6	@ Western Illinois*	34
Oct. 27	L	0	Nebraska-Omaha	12
Nov. 3	L	6	Eastern Illinois*	13
Nov. 10	L	7	@ Eastern Michigan*	25
Nov. 17	L	13	Southern Illinois*	28

### 1957: 2-7-0, 1-5-0 (IIAC)

Captain: Larry Leadley

Sept. 21	L	7	Wheaton	25
Sept. 28	W	19	@ Beloit	12
Oct. 5	W	27	@ Eastern Illinois*	20
Oct. 12	L	13	Western Illinois*	33
Oct. 19	L	13	@ Central Michigan*	52
Oct. 26	L	7	Illinois State*	13
Nov. 2	L	20	Eastern Michigan*	54
Nov. 9	L	7	@ Nebraska-Omaha	14
Nov. 16	L	19	@ Southern Illinois*	45

### 1958: 4-5-0, 2-4-0 (IIAC)

Captains: Ronald Hansen, Richard Stilling

Sept. 20	L	20	@ Wheaton	40
Sept. 27	W	27	Beloit	6
Oct. 4	W	24	Eastern Illinois*	12
Oct. 11	L	7	@ Western Illinois*	38
Oct. 18	L	23	Central Michigan*	33
Oct. 25	L	18	@ Illinois State*	33
Nov. 1	L	7	@ Eastern Michigan*	15
Nov. 8	W	41	Nebraska-Omaha	0
Nov. 15	W	17	Southern Illinois*	7

### 1959: 7-2-0, 4-2-0 (t-2nd, IIAC)

Captains: Wayne Dannehl, Dale Berman

Sept. 19	W	35	Wheaton	8
Sept. 26	W	26	@ North Central	7
Oct. 3	W	20	@ Southern Illinois*	15
Oct. 10	W	38	@ Eastern Illinois*	6
Oct. 17	L	13	Western Illinois*	18
Oct. 24	L	7	@ Central Michigan*	29
Oct. 31	W	40	Illinois State*	14
Nov. 7	W	34	Eastern Michigan*	0
Nov. 14	W	33	@ Hillsdale	27

### 1960: 7-2-0, 4-2-0 (3rd, IIAC)

Captains: Robert Seamans, Derril Corbett

Sept. 17	W	26	North Central	6
Sept. 24	W	21	@ Wheaton	8
Oct. 1	L	20	Southern Illinois*	21
Oct. 8	W	28	Eastern Illinois*	20
Oct. 15	L	19	@ Western Illinois*	30
Oct. 22	W	36	Central Michigan*	15
Oct. 29	W	20	@ Illinois State*	0
Nov. 5	W	19	@ Eastern Michigan*	0
Nov. 12	W	28	Wisconsin-La Crosse	26

### 1961: 4-4-1, 3-2-1 (t-4th, IIAC)

Captains: Marv Baker, Tom Beck

Sept. 16	W	49	NW Missouri State	0
Sept. 23	L	2	Wheaton	7
Sept. 29	L	13	@ NE Missouri State	28
Oct. 7	L	6	@ Southern Illinois*	35
Oct. 14	T	20	@ Eastern Illinois*	20
Oct. 21	W	23	Western Illinois*	22
Oct. 28	W	11	@ Central Michigan*	0
Nov. 4	L	0	Illinois State*	7
Nov. 11	W	35	Eastern Michigan*	10

### 1962: 8-2-0, 3-1-0 (2nd, IIAC)

Captain: Michael Henigan

Sept. 15	W	17	@ Wisc.-Whitewater	0
Sept. 22	W	27	Winona State	0
Sept. 29	W	37	Northeast Missouri State	8
Oct. 6	W	13	@ Nebraska-Omaha	7
Oct. 13	W	21	Eastern Illinois*	0
Oct. 20	W	14	@ Western Illinois*	0
Oct. 27	L	27	Central Michigan*	35
Nov. 3	W	48	@ Illinois State*	7
Nov. 10	W	50	Wisconsin-La Crosse	7

### Mineral Water Bowl (Excelsior Springs, Mo.)

Nov. 24	L	20	vs. Adams State	23
---------	---	----	-----------------	----

### 1963: 10-0-0, 4-0-0 (1st, IIAC)

### NCAA College Division Champions

Captains: Michael Henigan, George Bork

Sept. 14	W	55	Wisconsin-Whitewater	7
Sept. 21	W	61	@ Winona State	0
Sept. 28	W	21	@ NE Missouri State	12
Oct. 5	W	18	Nebraska-Omaha	7
Oct. 12	W	19	Hillsdale	13
Oct. 19	W	43	Illinois State*	0
Oct. 26	W	43	@ Eastern Illinois*	0
Nov. 2	W	29	Western Illinois*	22
Nov. 9	W	27	@ Central Michigan*	22

### Mineral Water Bowl (Excelsior Springs, Mo.)

Nov. 30	W	21	vs. Southwest Missouri St.	14
---------	---	----	----------------------------	----

### 1964: 7-2-0, 3-1-0 (t-1st, IIAC)

Captains: Jack Dean, Lynn McCann

Sept. 19	W	32	@ Wisc.-Whitewater	13
Sept. 26	L	20	@ Nebraska-Omaha	26
Oct. 3	W	29	Wisconsin-Milwaukee	18
Oct. 10	W	20	@ Illinois State*	14
Oct. 17	W	14	Bradley	3
Oct. 24	W	35	Eastern Illinois*	14
Oct. 31	L	7	@ Western Illinois*	20
Nov. 7	W	19	Central Michigan*	14
Nov. 14	W	14	Northern Iowa	9

### 1965: 9-1-0, 4-0-0 (1st, IIAC)

Captains: Ron Christian, Terry Henigan

Sept. 18	W	28	Wisc.-Whitewater	14
Sept. 25	W	28	Nebraska-Omaha	13
Oct. 2	W	19	@ Central Michigan*	14
Oct. 9	W	22	Northeast Missouri St.	20
Oct. 16	W	27	@ Bradley	7
Oct. 23	W	38	@ Wisc.-Milwaukee	12
Oct. 30	W	20	@ Eastern Illinois*	11
Nov. 6	W	48	Illinois State*	6
Nov. 13	W	40	Western Illinois*	13

### Mineral Water Bowl (Excelsior Springs, Mo.)

Nov. 27	L	20	vs. North Dakota	37
---------	---	----	------------------	----

### 1966: 8-2-0

Captains: Dan Meyer, Joseph Bertone

Sept. 17	W	34	Butler	6
Sept. 24	L	7	Kent State	26
Oct. 1	W	20	Central Michigan	13
Oct. 8	W	38	@ Ball State	24
Oct. 15	W	49	Bradley	18
Oct. 22	W	14	@ Hillsdale	7
Oct. 29	W	31	Akron	18
Nov. 5	L	8	@ Illinois State	27
Nov. 12	W	44	@ Western Illinois	6
Nov. 19	W	48	Wisconsin-Milwaukee	8

## YEAR-BY-YEAR SCORES

### 1967: 5-5-0

Captains: Jack Frost, Eugene Johnston

Sept. 16	W	24	@ Butler	7
Sept. 23	L	0	@ Kent State	35
Sept. 30	W	34	Indiana State	0
Oct. 7	W	28	Ball State	14
Oct. 14	W	29	@ Bradley	12
Oct. 21	L	6	San Diego State	47
Oct. 28	W	24	Hillsdale	14
Nov. 4	L	10	West Texas State	17
Nov. 11	L	0	@ Toledo	35
Nov. 18	L	7	@ Bowling Green	17

### 1968: 2-8-0

Captains: John Spilis, James Faggetti

Sept. 14	W	40	@ Ball State	20
Sept. 20	L	21	@ San Diego State	40
Sept. 28	L	13	North Dakota State	31
Oct. 5	L	7	@ Indiana State	19
Oct. 12	L	14	Northern Arizona	43
Oct. 19	L	20	Xavier (OH)	24
Oct. 26	L	13	New Mexico State	27
Nov. 9	L	7	Buffalo	20
Nov. 16	W	7	Bowling Green	6
Nov. 23	L	12	@ #16 Ohio	28

### The Major College Years (1969-Present)

#### RICHARD URICH

1969-70 | 2 Seasons  
6-14 (.300)



### 1969: 3-7-0

Captains: James Patterson, Bruce Bray

Sept. 13	L	0	@ North Dakota State	28
Sept. 20	W	47	Idaho	30
Sept. 27	L	7	@ West Texas State	22
Oct. 4	W	18	@ Marshall	17
Oct. 11	L	12	Western Kentucky	14
Oct. 18	L	24	@ Dayton	56
Oct. 25	W	17	Ball State	13
Nov. 8	L	21	Toledo	35
Nov. 15	L	22	Western Michigan	31
Nov. 22	L	23	@ Bowling Green	38

### 1970: 3-7-0

Captains: Mike Batina, Dan DeVito,  
John Lalonde, Phil Szukis

Sept. 12	L	3	San Diego State	35
Sept. 19	L	6	Montana	30
Sept. 26	W	18	@ Xavier (OH)	0
Oct. 3	L	0	@ Miami (OH)	48
Oct. 10	L	22	West Texas State	24
Oct. 24	W	31	@ Ball State	14
Oct. 31	L	20	Dayton	21
Nov. 7	L	7	@ #14 Toledo	45
Nov. 14	L	18	@ Western Michigan	38
Nov. 21	W	43	Buffalo	26



1958: Howard Fletcher is carried off the field after his Huskies upset Southern Illinois.

#### JERRY IPPOLITI

1971-75 | 5 Seasons  
25-29-1 (.464)



### 1971: 5-5-1

Captains: Jim Montgomery, Leo Hudetz,  
Steve Goehl, Terry Drugan

Sept. 11	L	0	@ Wisconsin	31
Sept. 18	W	48	Long Beach State	38
Sept. 25	L	17	@ Western Michigan	27
Oct. 2	L	10	@ San Diego State	30
Oct. 9	W	37	Marshall	18
Oct. 16	W	22	@ West Texas State	19
Oct. 23	T	10	Ball State	10
Oct. 30	W	26	@ Kent State	7
Nov. 6	L	8	#14 Toledo	23
Nov. 13	L	10	@ Boston College	20
Nov. 20	W	14	Xavier (OH)	9

### 1972: 7-4-0

Captains: Larry Clark, Terry Drugan

Sept. 9	W	21	Illinois State	7
Sept. 16	L	7	@ Wisconsin	31
Sept. 23	L	10	Western Michigan	14
Sept. 30	W	24	@ Marshall	7
Oct. 7	W	20	Xavier (OH)	7
Oct. 14	L	13	@ Idaho	31
Oct. 21	W	17	West Texas State	8
Oct. 28	W	28	Kent State	7
Nov. 4	W	30	@ Toledo	7
Nov. 11	L	6	Fresno State	9
Nov. 17	W	22	@ Long Beach State	13

### 1973: 6-5-0

Captains: Mark Kellar, Don Martin,  
Rich Marks, Dan Adams

Sept. 8	W	42	Indiana State	24
Sept. 15	W	34	Southern Illinois	28
Sept. 22	L	14	@ Western Michigan	28
Sept. 29	W	21	@ West Texas State	14
Oct. 6	W	24	@ Fresno State	15
Oct. 13	L	36	Marshall	39
Oct. 20	W	45	Ball State	17
Oct. 27	W	28	@ Illinois State	14
Nov. 3	L	27	Western Illinois	30
Nov. 10	L	36	@ Xavier (OH)	40
Nov. 17	L	20	@ Bowling Green	21

### 1974: 4-7-0

Captains: Jerry Golsteyn, Tom Plesha

Sept. 7	L	16	@ McNeese State	19
Sept. 14	W	16	Long Beach State	14
Sept. 21	L	13	Western Michigan	30
Sept. 28	L	14	Indiana State	23
Oct. 5	L	14	@ Ohio	31
Oct. 12	W	20	@ Marshall	17
Oct. 19	W	17	@ Southern Illinois	7
Oct. 26	L	14	Illinois State	24
Nov. 2	L	14	@ Toledo	44
Nov. 9	L	21	@ Ball State	31
Nov. 16	W	27	Idaho	21

### 1975: 3-8-0, 2-3-0 (7th, MAC)

Captains: Jerry Golsteyn, Tim Peters,  
Jerry Meyers, Bob Gregolunas

Sept. 13	L	7	Long Beach State	24
Sept. 20	L	3	@ Northwestern	10
Sept. 27	W	20	@ Western Michigan*	0
Oct. 4	W	38	Kent State*	15
Oct. 11	L	10	@ Indiana State	21
Oct. 18	W	52	Southern Illinois	12
Oct. 25	L	0	Ball State*	3
Nov. 1	L	10	@ Illinois State	27
Nov. 8	L	22	Toledo*	24
Nov. 15	L	7	@ Central Michigan*	69
Nov. 22	L	24	@ Idaho	25

## YEAR-BY-YEAR SCORES

### PAT CULPEPPER

1976-79 | 4 Seasons  
14-29-1 (.330)



1976: 1-10-0, 0-6-0  
(10th, MAC)

Captains: Tim Dacy, Tim Miller,  
Don Palochko, Vince Smith

Sept. 11	L	0	@ Wichita State	21
Sept. 18	L	6	Western Michigan*	37
Sept. 25	L	0	@ Long Beach State	37
Oct. 9	L	10	@ Indiana State	28
Oct. 16	W	7	Illinois State	3
Oct. 23	L	0	@ Southern Illinois	54
Oct. 30	L	7	Ball State*	33
Nov. 6	L	2	@ Toledo*	17
Nov. 13	L	9	Central Michigan*	31
Nov. 20	L	15	@ Ohio*	63
Nov. 25	L	0	@ Kent State*	42

1977: 3-8-0, 2-5-0 (8th, MAC)

Captains: All seniors

Sept. 3	L	2	Eastern Michigan*	25
Sept. 10	L	0	@ Louisville	38
Sept. 17	L	3	@ #16 Wisconsin	14
Sept. 24	L	21	@ Western Michigan*	49
Oct. 1	L	7	@ Illinois State	16
Oct. 8	L	21	Central Michigan*	25
Oct. 15	L	6	@ Ball State*	31
Oct. 22	W	28	Southern Illinois	0
Oct. 29	W	21	@ Kent State*	18
Nov. 5	L	9	Toledo*	27
Nov. 19	W	20	Ohio*	6

1978: 5-6-0, 2-4-0 (7th, MAC)

Captains: All seniors

Sept. 16	L	30	Western Michigan*	44
Sept. 23	L	10	@ Northeast Louisiana	21
Sept. 30	W	49	Illinois State	27
Oct. 7	L	19	@ Long Beach State	24
Oct. 14	W	24	Western Illinois	20
Oct. 21	L	7	@ Central Michigan*	34
Oct. 28	W	14	@ Southern Illinois	13
Nov. 4	W	27	Kent State*	21
Nov. 11	L	16	@ Toledo*	35
Nov. 18	L	13	Ball State*	31
Nov. 25	W	23	@ Ohio*	14

1979: 5-5-1, 3-3-1 (6th, MAC)

Captains: All seniors

Sept. 15	W	21	East Tennessee State	14
Sept. 22	L	17	@ Western Michigan*	45
Sept. 29	L	3	Long Beach State	9
Oct. 6	T	0	@ Eastern Michigan*	0
Oct. 13	L	11	@ Central Michigan*	31
Oct. 20	W	33	@ Illinois State	7
Oct. 27	L	11	Southern Illinois	21
Nov. 3	W	25	Kent State*	0
Nov. 10	W	28	Toledo*	10
Nov. 17	L	0	@ Ball State*	42
Nov. 24	W	28	Ohio*	27

### BILL MALLORY

1980-83 | 4 Seasons  
25-19 (.568)



1980: 7-4-0, 4-3-0  
(t-3rd, MAC)

Captains: Mike Terna, Jim Hannula,  
Mike Pinckney, Jim Latanski

Sept. 5	W	16	@ Long Beach State	9
Sept. 13	L	17	Ball State*	18
Sept. 20	L	6	Western Michigan*	35
Sept. 27	W	22	@ Ohio*	21
Oct. 4	W	20	@ Southern Illinois	17
Oct. 11	L	18	Illinois State	28
Oct. 18	W	21	Central Michigan*	0
Oct. 25	W	17	@ Wichita State	14
Nov. 1	W	35	@ Kent State*	14
Nov. 8	L	6	@ Toledo*	13
Nov. 15	W	38	Eastern Michigan*	6

1981: 3-8-0, 2-7-0 (9th, MAC)

Captains: Mike Chelovich, John Gibbons, Pat O'Shea

Sept. 12	L	7	Long Beach State	17
Sept. 19	L	10	@ Central Michigan*	17
Sept. 26	W	40	Illinois State	7
Oct. 3	L	0	@ Ball State*	23
Oct. 10	L	10	@ Kent State*	31
Oct. 17	L	10	Bowling Green*	17
Oct. 24	W	30	@ Eastern Michigan*	7
Oct. 31	L	12	Western Michigan*	23
Nov. 7	W	38	Ohio*	14
Nov. 14	L	3	@ Miami (OH)*	30
Nov. 21	L	0	Toledo*	31

1982: 5-5-0, 5-4-0 (t-5th, MAC)

Captains: Larry Alleyne, Rich Barrent, Max Gill,  
Jim Keogh, Larry Tharp

Sept. 4	L	3	@ Toledo*	9
Sept. 18	W	23	Kent State*	15
Sept. 25	L	6	@ Northwestern	31
Oct. 2	L	7	Ball State*	14
Oct. 16	L	18	@ Bowling Green*	20
Oct. 23	W	10	Eastern Michigan*	0
Oct. 30	L	3	@ Western Michigan*	27
Nov. 6	W	36	@ Ohio*	0
Nov. 13	W	12	Miami (OH)*	7
Nov. 20	W	19	Central Michigan*	13

1983: 10-2-0, 8-1-0 (1st, MAC)

### MAC & California Bowl Champions

Captains: Scott Bolzan, Steve Hirsch, Jim Mukite

Sept. 3	W	37	@ Kansas	34
Sept. 10	L	9	@ Wisconsin	37
Sept. 24	W	38	@ Kent State*	7
Oct. 1	W	27	@ Ball State*	14
Oct. 8	W	27	Western Michigan*	3
Oct. 15	W	34	@ Eastern Michigan	15
Oct. 22	W	24	Bowling Green*	23
Oct. 29	W	17	@ Miami (OH)*	0
Nov. 5	L	14	@ Central Michigan*	30
Nov. 12	W	26	Toledo*	10
Nov. 19	W	41	Ohio*	17

*California Bowl (Fresno, Calif.)*

Dec. 17	W	20	Cal State Fullerton	13
---------	---	----	---------------------	----

### LEE CORSO

1984 | 1 Season  
4-6-1 (.409)



1984: 4-6-1, 3-5-1 (5th, MAC)

Captains: Dan Feely, Lee Hicks

Sept. 1	W	40	West Texas State	33
Sept. 8	L	14	@ Wisconsin	27
Sept. 22	W	24	Kent State*	10
Sept. 29	L	14	Ball State*	15
Oct. 6	W	20	@ Western Michigan*	15
Oct. 13	T	10	Eastern Michigan*	10
Oct. 20	L	6	@ Bowling Green*	28
Oct. 27	L	7	Miami (OH)*	20
Nov. 3	W	8	Central Michigan*	7
Nov. 10	L	7	@ Toledo*	13
Nov. 17	L	3	@ Ohio*	10

### JERRY PETTIBONE

1985-90 | 6 Seasons  
33-32-1 (.508)



1985: 4-7-0, 4-4-0 (5th, MAC)

Captains: Tim Griffin, Scott Kellar, Curt Pardridge

Sept. 7	W	17	Western Michigan*	0
Sept. 14	L	17	@ Wisconsin	38
Sept. 21	L	20	@ #4 Iowa	48
Sept. 28	L	16	@ Northwestern	38
Oct. 5	L	0	@ Ball State*	29
Oct. 19	W	16	Toledo*	3
Oct. 26	L	15	@ Miami (OH)*	32
Nov. 2	L	14	Bowling Green*	34
Nov. 9	W	3	@ Eastern Michigan*	0
Nov. 16	W	35	Ohio*	7
Nov. 23	L	21	@ Central Michigan*	30

1986: 2-9-0

Captains: Doug Bartlett, Todd Peat

Aug. 30	L	10	Ball State	20
Sept. 6	L	14	@ West Virginia	47
Sept. 13	L	20	@ Wisconsin	35
Sept. 20	L	3	@ #21 Iowa	57
Sept. 27	L	0	Western Illinois	10
Oct. 4	L	0	@ #1 Miami (FL)	34
Oct. 18	L	28	@ Toledo	29
Oct. 25	L	6	Miami (OH)	20
Nov. 1	W	16	@ Bowling Green	8
Nov. 8	W	21	Eastern Michigan	14
Nov. 15	L	26	@ Ohio	34

1987: 5-5-1

Captains: Ted Karamanos, Tony Savegnago

Sept. 12	L	35	Lamar	39
Sept. 19	W	34	@ Western Michigan	14
Sept. 26	T	16	@ Northwestern	16
Oct. 3	L	31	@ Eastern Michigan	32
Oct. 10	W	41	Toledo	5
Oct. 17	W	27	Southwest Missouri St.	21
Oct. 24	L	20	Cal State Fullerton	21
Oct. 31	L	17	@ Ball State	42
Nov. 7	W	29	Western Illinois	14
Nov. 14	L	21	Akron	27
Nov. 28	W	34	@ UNLV	31



## YEAR-BY-YEAR SCORES

### 1988: 7-4-0

Captains: Mike Hollingshed, Bob Montel,  
Marshall Taylor

Sept. 3	W	7	Akron	6
Sept. 10	W	14	Middle Tennessee St.	10
Sept. 17	W	19	@ Wisconsin	17
Sept. 24	L	20	@ Minnesota	31
Oct. 1	W	17	Southwest Missouri St.	3
Oct. 8	L	20	@ Toledo	33
Oct. 15	L	0	@ Louisiana-Lafayette	45
Oct. 22	W	10	@ Southern Illinois	9
Oct. 29	L	17	Ball State	18
Nov. 5	W	16	Western Illinois	6
Nov. 12	W	15	Western Michigan	7

### 1989: 9-2-0

Captains: Ron Delisi, Joe Gucwa

Sept. 2	W	26	Cal State Fullerton	17
Sept. 9	L	17	@ #4Nebraska	48
Sept. 23	W	37	@ Kansas State	20
Sept. 30	W	34	Western Illinois	27
Oct. 7	W	29	Southern Illinois	24
Oct. 14	L	21	@ Louisiana Tech	42
Oct. 21	W	42	UNLV	24
Oct. 28	W	20	@ Temple	17
Nov. 4	W	23	Louisiana-Lafayette	20
Nov. 11	W	39	Toledo	27
Nov. 18	W	56	@ Cincinnati	3

### 1990: 6-5-0

Captains: Kevin Cassidy, Paul Rogan,  
Claude Royster

Sept. 1	W	28	Eastern Illinois	17
Sept. 8	L	14	@ #7Nebraska	60
Sept. 15	L	14	@ Toledo	23
Sept. 22	W	42	Kansas State	35
Sept. 29	L	7	@ Northwestern	24
Oct. 6	W	73	#24Fresno State	18
Oct. 13	W	35	Arkansas State	0
Oct. 20	W	49	Murray State	7
Nov. 3	W	31	@ Akron	28
Nov. 10	L	20	@ East Carolina	24
Nov. 17	L	20	@ Louisiana-Lafayette	24

### CHARLIE SADLER

1991-95 | 5 Seasons  
18-37 (.327)



### 1991: 2-9-0

Captains: Adam Dach, Nick Jones, Mike Westrick

Sept. 7	L	7	@ Fresno State	55
Sept. 14	W	22	Arkansas State	21
Sept. 21	L	17	@ Kansas State	34
Sept. 28	L	7	@ #9Iowa	58
Oct. 5	L	3	Louisiana Tech	37
Oct. 12	L	10	Western Michigan	22
Oct. 19	L	10	@ #6Florida	41
Oct. 26	L	7	@ Akron	17
Nov. 2	L	12	Louisiana-Lafayette	13
Nov. 16	W	27	Illinois State	24
Nov. 23	L	21	@ Toledo	42

### 1992: 5-6-0

Captains: Brad Capes, Rob Wagner, Larry Wynn

Sept. 5	L	14	@ Illinois	30
Sept. 12	W	26	Illinois State	19
Sept. 19	W	31	@ Arkansas State	0
Sept. 26	L	17	@ Wisconsin	18
Oct. 3	L	13	Middle Tennessee State	21
Oct. 10	W	23	Southern Mississippi	10
Oct. 24	W	27	Liberty	21
Oct. 31	L	7	@ Western Michigan	13
Nov. 7	W	23	@ Louisiana-Lafayette	15
Nov. 14	L	14	@ Army	21
Nov. 21	L	8	Toledo	25

### 1993: 4-7-0, 3-3-0 (5th, Big West)

Captains: LeShon Johnson, Tim O'Brien,

Sept. 2	L	10	@ Iowa State	54
Sept. 11	L	10	@ Indiana	28
Sept. 18	W	23	Arkansas State *	7
Sept. 25	W	46	@ Nevada*	42
Oct. 2	W	45	Southern Illinois	15
Oct. 9	L	17	@ New Mexico State*	24
Oct. 16	W	21	Pacific*	16
Oct. 23	L	19	Louisiana-Lafayette*	33
Oct. 30	L	16	@ Louisiana Tech*	17
Nov. 6	L	20	@ Iowa	54
Nov. 13	L	0	@ Mississippi	44

### 1994: 4-7-0, 3-3-0 (t-5th, Big West)

Captain: Sean Allgood

Sept. 1	L	14	Oklahoma State	31
Sept. 10	L	9	@ Louisiana-Lafayette*	29
Sept. 17	L	10	@ Illinois	34
Sept. 24	W	49	Eastern Illinois	17
Oct. 1	L	31	Nevada*	35
Oct. 8	W	48	New Mexico State*	27
Oct. 15	L	32	@ Pacific*	41
Oct. 22	W	27	Louisiana Tech*	17
Oct. 29	L	16	@ Vanderbilt	17
Nov. 5	W	38	@ Arkansas State*	16
Nov. 12	L	27	@ Arkansas	30

### 1995: 3-8-0, 3-3-0 (t-4th, Big West)

Captains: Derek Sholdice, Hollis Thomas

Aug. 31	L	13	@ Southern Mississippi	45
Sept. 9	L	21	Louisville	34
Sept. 16	W	18	@ San Jose State*	17
Sept. 23	W	25	Louisiana-Lafayette*	24
Sept. 30	L	0	@ #16Kansas State	44
Oct. 7	W	62	UNLV*	14
Oct. 14	L	7	@ Utah State*	42
Oct. 28	L	19	Cincinnati	55
Nov. 4	L	20	@ #3Florida	58
Nov. 11	L	21	Arkansas State*	28
Nov. 18	L	14	@ Louisiana Tech*	59

### JOE NOVAK

1996-2007 | 12 Seasons  
63-76 (.453)



### 1996: 1-10

Captains: Mandel Hester, Mitch Jacoby

Aug. 31	L	6	@ Maryland	30
Sept. 7	L	0	Western Illinois	17
Sept. 14	L	0	@ #6Penn State	49
Sept. 21	W	31	@ Arkansas State	30
Sept. 28	L	6	Texas-El Paso	37
Oct. 5	L	21	North Texas	24
Oct. 19	L	3	@ Louisville	27
Oct. 26	L	17	Akron	34
Nov. 2	L	14	Louisiana Tech	40
Nov. 9	L	31	@ Louisiana-Lafayette	45
Nov. 16	L	28	@ Oregon State	67

### 1997: 0-11, 0-8 (6th, MAC West)

Captains: Kent Booth, Jamie Macdonald, Steve Smith

Aug. 28	L	10	@ Central Michigan*	44
Sept. 6	L	7	#21Kansas State	47
Sept. 13	L	13	Western Michigan*	21
Sept. 20	L	14	@ North Carolina State	41
Oct. 4	L	10	@ Bowling Green*	35
Oct. 11	L	7	Vanderbilt	17
Oct. 18	L	14	@ Toledo*	41
Oct. 25	L	14	Ball State*	21
Nov. 1	L	30	Ohio*	35
Nov. 8	L	10	Eastern Michigan*	38
Nov. 15	L	0	@ Miami (OH)*	42

### 1998: 2-9, 2-6 (5th, MAC West)

Captains: Perry Amoo, Orlando Bowen, Deon Mitchell

Sept. 3	L	23	@ Western Michigan*	37
Sept. 12	L	7	@ #5Kansas State	73
Sept. 19	L	10	Eastern Illinois	24
Oct. 3	L	13	@ Ball State*	18
Oct. 10	L	17	@ Central Florida	38
Oct. 17	W	16	Central Michigan*	6
Oct. 24	W	26	@ Eastern Michigan*	14
Oct. 31	L	3	Toledo*	16
Nov. 7	L	10	Miami (OH)*	41
Nov. 14	L	12	@ Ohio*	28
Nov. 21	L	23	Bowling Green*	34

### 1999: 5-6, 5-3 (t-2nd, MAC West)

Captains: Donnavan Carter, Ryan Diem,  
Chris Finlen, Lamain Rucker, Mike Stack

Sept. 2	L	21	Western Illinois	27
Sept. 11	L	31	@ Vanderbilt	34
Sept. 18	L	0	@ Iowa	24
Sept. 25	L	21	Western Michigan*	24
Oct. 2	W	45	@ Buffalo*	21
Oct. 9	W	37	Ball State*	17
Oct. 16	W	31	@ Central Michigan*	27
Oct. 23	W	50	Kent State*	7
Oct. 30	L	9	@ #13Marshall*	41
Nov. 13	L	14	@ Toledo*	44
Nov. 20	W	30	Eastern Michigan*	23

## YEAR-BY-YEAR SCORES



2003: NIU's 19-16 win at then-No. 21 Alabama launched the team into both major polls

### 2000: 6-5, 4-3 (t-3rd, MAC West)

Captains: Ryan Diem, Chris Finlen, Justin

McCareins, Cameron Saulsby, Kevin Selover			
Aug. 31	L	17	@ Northwestern 35
Sept. 9	W	52	Illinois State 0
Sept. 23	L	14	@ #20 Auburn 31
Sept. 30	W	43	@ Ball State* 14
Oct. 7	W	40	Central Florida 20
Oct. 14	W	52	@ Akron* 35
Oct. 21	L	22	@ Western Michigan* 52
Oct. 28	W	73	Buffalo* 10
Nov. 4	L	24	Toledo* 38
Nov. 11	L	32	@ Eastern Michigan* 39
Nov. 18	W	40	Central Michigan* 6

### 2001: 6-5, 4-3 (t-1st, MAC West)

Captains: Trent Clemen, Darrell Hill,

Chris Finlen, Alan Rood, Larry Williams			
Aug. 30	W	20	South Florida 17
Sept. 8	L	12	@ Illinois 17
Sept. 22	W	41	Sam Houston State 16
Sept. 29	L	20	@ #23 Toledo* 41
Oct. 6	L	15	Marshall* 37
Oct. 13	L	34	@ Kent State* 44
Oct. 20	W	20	Western Michigan* 12
Oct. 27	W	33	@ Central Michigan* 24
Nov. 3	W	40	Eastern Michigan* 17
Nov. 17	W	33	Ball State* 29
Nov. 24	L	35	@ Wake Forest 38

### 2002: 8-4, 7-1 (t-1st, MAC West)

Captains: Eric Didesch, P.J. Fleck, Thomas

Hammock, Vince Thompson, Tim Vincent, Larry Williams			
Aug. 29	W	42	Wake Forest (OT) 41
Sept. 7	L	6	@ South Florida 37
Sept. 14	L	21	@ #22 Wisconsin 24
Sept. 21	L	26	Western Illinois 29
Sept. 28	W	13	Kent State* 6
Oct. 5	W	41	@ Ball State* 29
Oct. 12	W	48	@ Miami (OH)* 41
Oct. 19	W	49	Central Michigan* 0
Oct. 26	W	24	@ Western Michigan* 20
Nov. 9	W	26	#20 Bowling Green* 17
Nov. 16	W	49	@ Eastern Michigan* 21
Nov. 23	L	30	Toledo* 33

### 2003: 10-2, 6-2 (t-2nd, MAC West)

Captains: Rande Drew, Nick Duffy, P.J. Fleck,

Akil Grant, Michael Turner			
Aug. 28	W	20	#15 Maryland (OT) 13
Sept. 6	W	42	Tennessee Tech 17
Sept. 20	W	19	@ #21 Alabama 16
Sept. 27	W	24	Iowa State 16
Oct. 4	W	30	Ohio (OT)* 23
Oct. 11	W	40	@ Central Michigan* 24
Oct. 18	W	37	Western Michigan* 10
Oct. 25	L	18	@ #23 Bowling Green* 34
Nov. 1	W	48	Ball State* 23
Nov. 8	W	40	@ Buffalo* 9
Nov. 15	L	30	@ Toledo* 49
Nov. 22	W	38	Eastern Michigan* 24

### 2004: 9-3, 7-1 (t-1st, MAC West)

Captains: Brian Atkinson, Josh Haldi,

Lionel Hickenbottom, Jake VerStraete			
Sept. 4	L	20	@ #22 Maryland 23
Sept. 11	W	23	Southern Illinois 22
Sept. 18	L	41	@ Iowa State 48
Sept. 24	W	34	Bowling Green* 17
Oct. 2	W	49	Akron* 19
Oct. 9	W	30	@ Central Florida* 28
Oct. 16	W	42	Central Michigan* 10
Oct. 23	W	59	@ Western Michigan* 38
Oct. 30	W	38	@ Ball State (OT)* 31
Nov. 9	L	17	Toledo* 31
Nov. 20	W	34	@ Eastern Michigan* 16

### Silicon Valley Classic (San Jose, Calif.)

Dec. 30	W	34	vs. Troy 21
---------	---	----	-------------

### 2005: 7-5, 6-2 (1st, MAC West)

Captains: A.J. Harris, Ray Smith, Brian Van Acker

Sept. 3	L	17	@ #4 Michigan 33
Sept. 10	L	37	@ Northwestern 38
Sept. 17	W	42	Tennessee Tech 3
Sept. 24	L	42	@ Akron (OT)* 48
Oct. 5	W	38	Miami (OH)* 27
Oct. 15	W	24	Eastern Michigan* 8
Oct. 22	W	34	@ Kent State* 3
Oct. 29	L	17	Ball State* 31
Nov. 5	W	31	@ Central Michigan* 28
Nov. 16	W	35	@ Toledo* 17
Nov. 23	W	42	Western Michigan* 7

### MAC Championship Game (Detroit, Mich.)

Dec. 1	L	30	vs. Akron 31
--------	---	----	--------------

### 2006: 7-6, 5-3 (t-3rd, MAC West)

Captains: Doug Free, Dustin Utschig,

Ken West, Garrett Wolfe			
Sept. 2	L	12	@ #1 Ohio State 35
Sept. 9	L	23	Ohio* 35
Sept. 16	W	31	Buffalo* 13
Sept. 23	W	48	Indiana State 14
Sept. 30	W	40	@ Ball State* 28
Oct. 8	W	28	@ Miami (OH)* 25
Oct. 14	L	14	@ Western Michigan* 16
Oct. 21	W	43	Temple 21
Oct. 28	L	14	@ Iowa 24
Nov. 7	L	13	Toledo* 17
Nov. 17	W	31	Central Michigan* 10
Nov. 24	W	27	@ Eastern Michigan* 0

### SDCCU Poinsettia Bowl (San Diego, Calif.)

Dec. 19	L	7	vs. #25 TCU 37
---------	---	---	----------------

### 2007: 2-10, 1-6 (6th, MAC West)

Captains: Britt Davis, Larry English,

Tim McCarthy, Dan Nicholson			
Sept. 1	L	3	Iowa (Soldier Field) 16
Sept. 8	L	31	Southern Illinois 34
Sept. 15	L	19	Eastern Michigan* 21
Sept. 22	W	42	@ Idaho 35
Sept. 29	L	10	@ Central Michigan* 35
Oct. 6	L	15	@ Temple* 16
Oct. 13	L	13	Western Michigan* 17
Oct. 20	L	3	@ Wisconsin 44
Oct. 27	L	21	@ Toledo* 70
Nov. 10	W	27	Kent State* 20
Nov. 17	L	24	@ Navy 35
Nov. 24	L	21	Ball State* 27

## JERRY KILL

2008-10 | 3 Seasons  
23-16 (.590)



### 2008: 6-7, 5-3 (4th, MAC West)

Captains: Eddie Adamski, Britt Davis, Larry English, Alex Krutsch, Tim McCarthy, Dan Nicholson, Craig Rusch, Matt Simon

Aug. 30	L	27	@ Minnesota 31
Sept. 6	L	26	@ Western Michigan* 29
Sept. 20	W	48	Indiana State 3
Sept. 27	W	37	@ Eastern Michigan* 0
Oct. 4	L	9	@ Tennessee 13
Oct. 11	W	17	Miami (OH)* 13
Oct. 18	W	38	Toledo* 7
Oct. 25	W	16	Bowling Green* 13
Nov. 5	L	14	@ #16 Ball State* 45
Nov. 12	L	30	Central Michigan (OT)* 33
Nov. 18	W	42	@ Kent State* 14
Nov. 25	L	0	Navy 16

### Independence Bowl (Shreveport, La.)

Dec. 28	L	10	Louisiana Tech 17
---------	---	----	-------------------

## YEAR-BY-YEAR SCORES

### 2009: 7-6, 5-3 (2nd, MAC West)

Captains: Eddie Adamski, Brandon Bice, David Bryant, Jake Coffman, Landon Cox, Cory Hanson, Chandler Harnish, Jason Onyebugu.

Sept. 5	L	20	@ Wisconsin	28
Sept. 12	W	41	Western Illinois	7
Sept. 19	W	28	@ Purdue	20
Sept. 26	L	31	Idaho	34
Oct. 3	W	38	Western Michigan*	6
Oct. 17	L	19	@ Toledo*	20
Oct. 24	W	27	@ Miami (Ohio)*	22
Oct. 31	W	27	Akron*	10
Nov. 5	W	50	Eastern Michigan*	6
Nov. 12	W	26	Ball State*	20
Nov. 21	L	31	@ Ohio*	38
Nov. 27	L	31	@ Central Michigan*	45

#### International Bowl (Toronto, Canada)

Jan. 2	L	3	vs. South Florida	27
--------	---	---	-------------------	----

### 2010: ^11-3, 8-0 (1st, MAC West)

Captains: Jake Coffman, Landon Cox, Ricky Crider, Chandler Harnish, Alex Kube, Trevor Olson, Jason Schepler, Tracy Wilson

Sept. 2	L	10	@ Iowa State	27
Sept. 11	W	23	North Dakota	17
Sept. 18	L	22	@ Illinois	28
Sept. 25	W	34	@ Minnesota	23
Oct. 2	W	50	@ Akron*	14
Oct. 9	W	31	Temple*	17
Oct. 16	W	45	Buffalo*	14
Oct. 23	W	33	Central Michigan*	7
Oct. 30	W	28	@ Western Michigan*	21
Nov. 9	W	65	Toledo*	30
Nov. 20	W	59	@ Ball State*	21
Nov. 26	W	71	@ Eastern Michigan*	3

#### MAC Championship Game (Detroit, Mich.)

Dec. 3	L	26	vs. Miami (OH)	21
--------	---	----	----------------	----

#### uDrove Humanitarian Bowl (Boise, Idaho)^

Dec. 18	W	40	Fresno State	17
---------	---	----	--------------	----

*^Game coached by interim HC Tom Matukewicz*

### DAVE DOEREN

#### 2011-12 | 2 Seasons

23-4 (.852)

### 2011: 11-3, 7-1 (1st, MAC West)

#### MAC Champions

Captains: Chandler Harnish,

Trevor Olson, Sean Progar, Pat Schiller

Sept. 3	W	49	Army	26
Sept. 10	L	42	@ Kansas	45
Sept. 17	L	7	#7Wisconsin (Chicago)	49
Sept. 24	W	47	Cal Poly	30
Oct. 1	L	41	@ Central Michigan*	48
Oct. 8	W	40	Kent State*	10
Oct. 15	W	51	Western Michigan*	22
Oct. 22	W	31	@ Buffalo*	30
Nov. 1	W	63	@ Toledo*	60
Nov. 8	W	45	@ Bowling Green*	14
Nov. 15	W	41	Ball State*	38
Nov. 25	W	18	Eastern Michigan*	12

#### MAC Championship Game (Detroit, Mich.)

Dec. 2	W	23	vs. Ohio	20
--------	---	----	----------	----

#### GoDaddy.com Bowl (Mobile, Ala.)

Jan. 8	W	38	vs. Arkansas State	20
--------	---	----	--------------------	----

### 2012: 12-2, 8-0 (1st, MAC West)

#### MAC Champions

Captains: Nabal Jefferson, Jordan Lynch, Sean Progar, Jason Schepler

Sept. 1	L	17	Iowa (Chicago)	18
Sept. 8	W	35	UT Martin	7
Sept. 15	W	41	@ Army	40
Sept. 22	W	30	Kansas	23
Sept. 29	W	55	Central Michigan*	24
Oct. 6	W	35	@ Ball State*	23
Oct. 13	W	45	Buffalo*	3
Oct. 20	W	37	@ Akron*	7
Oct. 27	W	48	@ Western Michigan*	34
Nov. 3	W	63	Massachusetts*	0
Nov. 14	W	31	Toledo*	24
Nov. 23	W	49	@ Eastern Michigan*	7

#### MAC Championship Game (Detroit, Mich.)

Nov. 30	W	44	vs. #17Kent State (2OT)	37
---------	---	----	-------------------------	----

#### Discover Orange Bowl (Miami Gardens, Fla.)^

Jan. 1	L	10	vs. #12Florida State	31
--------	---	----	----------------------	----

*^Game coached by Rod Carey.*

### ROD CAREY

#### 2013-Present | 5 Seasons

36-19 (.655)

### 2013: 12-2, 8-0 (1st, MAC West)

Captains: Jamaal Bass, Jordan Lynch, Jared Volk, Jimmie Ward

Aug. 31	W	30	@ Iowa	27
Sept. 14	W	45	@ Idaho	35
Sept. 21	W	43	Eastern Illinois	39
Sept. 28	W	55	@ Purdue	24
Oct. 5	W	38	@ Kent State*	24
Oct. 12	W	27	Akron*	20
Oct. 19	W	38	@ Central Michigan*	17
Oct. 26	W	59	Eastern Michigan*	20
Nov. 2	W	63	@ Massachusetts*	19
Nov. 13	W	48	Ball State*	27
Nov. 20	W	35	@ Toledo*	17
Nov. 26	W	33	Western Michigan*	14

#### MAC Championship Game (Detroit, Mich.)

Dec. 6	L	27	vs. Bowling Green	47
--------	---	----	-------------------	----

#### SDCCU Poinsettia Bowl (San Diego, Calif.)

Dec. 26	L	14	vs. Utah State	21
---------	---	----	----------------	----

### 2014: 11-3, 7-1 (1st, MAC West)

#### MAC Champions

Captains: Luke Eakes, Tyler Loos, Jason Meehan, Rob Sterling, Ryan Brown, Da'Ron Brown

Aug. 28	W	55	Presbyterian	3
Sept. 6	W	23	@ Northwestern	15
Sept. 13	W	48	@ UNLV	34
Sept. 20	L	14	@ Arkansas	52
Oct. 4	W	17	Kent State*	14
Oct. 11	L	17	Central Michigan*	34
Oct. 18	W	51	Miami (Ohio)*	41
Oct. 25	W	28	@ Eastern Michigan	17
Nov. 5	W	35	@ Ball State*	21
Nov. 11	W	27	Toledo*	24
Nov. 18	W	21	@ Ohio*	14
Nov. 28	W	31	@ Western Michigan*	21

#### MAC Championship Game (Detroit, Mich.)

Dec. 5	W	51	vs. Bowling Green	17
--------	---	----	-------------------	----

#### Boca Raton Bowl (Boca Raton, Fla.)

Dec. 23	L	23	vs. Marshall	52
---------	---	----	--------------	----

### 2015: 8-6, 6-2 (1st, MAC West)

Captains: Aidan Conlon, Paris Logan, Boomer Mays, Marlon Moore, Andrew Ness

Sept. 5	W	38	UNLV	30
Sept. 12	W	57	Murray State	26
Sept. 19	L	13	@ #1Ohio State	20
Sept. 26	L	14	@ Boston College	17
Oct. 3	L	19	@ Central Michigan*	29
Oct. 10	W	59	Ball State*	41
Oct. 17	W	45	@ Miami (Ohio)*	12
Oct. 24	W	49	Eastern Michigan*	21
Nov. 3	W	32	@ #20Toledo*	27
Nov. 11	W	41	@ Buffalo*	30
Nov. 18	W	27	Western Michigan*	19
Nov. 24	L	21	Ohio*	26

#### MAC Championship Game (Detroit, Mich.)

Dec. 4	L	14	vs. Bowling Green	34
--------	---	----	-------------------	----

#### SDCCU Poinsettia Bowl (San Diego, Calif.)

Dec. 23	L	7	vs. Boise State	55
---------	---	---	-----------------	----

### 2016: 5-7, 5-3 (3rd, MAC West)

Captains: Sean Folliard, Kenny Golladay, Jamaal Payton, Corey Thomas

Sept. 3	L	34	@ Wyoming (3OT)	40
Sept. 10	L	17	@ South Florida	48
Sept. 17	L	28	San Diego State	42
Sept. 24	L	23	Western Illinois	27
Oct. 1	W	31	@ Ball State*	24
Oct. 8	L	45	@ #23Western Michigan*	30
Oct. 15	L	28	Central Michigan* (3OT)	34
Oct. 22	W	44	Buffalo*	7
Nov. 1	W	45	Bowling Green*	20
Nov. 9	L	24	Toledo* (Chicago)	31
Nov. 16	W	31	@ Eastern Michigan* (OT)	24
Nov. 25	W	31	@ Kent State*	21



## BOWL HISTORY

### 1983 California Bowl

#### NIU 20, CAL STATE FULLERTON 13

**Dec. 17, 1983 | ESPN/Mizlou Network**  
**Fresno, Calif. | Bulldog Stadium | 20,464**

Northern Illinois used a pair of touchdown runs by Darryl Richardson and two field goals by Vince Scott on its way to a 20-13 victory over Cal State Fullerton in the California Bowl.

After the teams traded first quarter field goals, the Huskies and Titans swapped second quarter touchdowns on the way to a 10-10 halftime tie. Richardson scored the first TD of the contest on a three-yard run midway through the second and Fullerton answered on its ensuing drive when Damon Allen hit Corn Redick on a 25-yard touchdown pass.



*Lou Wicks rushed for 117 yards in the California Bowl victory.*

Richardson, who entered the game as the nation's 10th leading rusher, scored on a four-yard run in the third quarter to put NIU ahead to stay. The Huskies extended the lead to 20-10 when Scott booted a 42-yard field goal early in the fourth quarter. The Titans capped the scoring midway through the fourth when Greg Steinke connected on a 40-yard field goal.

Huskie fullback Lou Wicks totaled 117 rushing yards while Richardson added 67 for the NIU option attack. Quarterback Tim Tyrrell completed 10-of-18 passes for 119 yards and ran for 37 yards behind a line that featured Todd Peat.

NIU finished 10-2 on the season while Fullerton enjoyed their best Division I-A season at 7-5.

SCORING BY QUARTERS	1	2	3	4		Total
Northern Illinois	3	7	7	3	-	20
Cal State Fullerton	3	7	0	3	-	13

#### SCORING SUMMARY

NIU - Scott 23 FG, 1st 9:18 (12-71, 5:42)  
 CSF - Steinke 26 FG, 1st 5:57 (8-67, 3:21)  
 NIU - Richardson 3 run (Scott kick), 2nd 8:53 (15-60, 5:57)  
 CSF - Redick 25 pass from Allen (Steinke kick), 2nd 6:11 (6-80, 2:42)  
 NIU - Richardson 4 run (Scott kick), 3rd 3:13 (5-45, 2:17)  
 NIU - Scott 42 FG, 4th 12:09 (7-30, 3:20)  
 CSF - Steinke 40 FG, 4th 7:03 (11-54, 5:06)

#### INDIVIDUAL STATISTICAL LEADERS

**Rushing** — NIU: Richardson 21-67, Wicks 14-117, Tyrrell 14-37, Kincade 3-4. CSF: Allen 9-6, Lewis 8-11, Calhoun 5-55, Gerhart 4-11, Redick 1-43.

**Passing** — NIU: Tyrrell 10-18-0, 119. CSF: Allen 18-32-0, 233.

**Receiving** — NIU: Sims 4-43, Wicks 2-22, Richardson 2-2, Quinlan 1-37, Spicher 1-15. CSF: Pruitt 6-133, Pitts 6-60, Gerhart 3-7, Redick 1-25, Lewis 1-4.

**Tackle Leaders** — NIU: Considine 7, Bartlett 7, Hicks 7, Schlenger 6, Griffin 6, Sanders 6, Burns 6. CSF: Hubbard 18, Nevens 11, Pembroke 10, Collins 6, McLean 6.

#### Team Statistics

	NIU	CSF
First Downs (R-P)	15 (11-4)	15 (5-9)
Rushes-Net Yards	53-253	30-146
Passing Yards	119	233
Passes (C-A-I)	10-18-0	18-32-0
Plays-Total Yards	71-372	62-379
Fumbles-Lost	1-0	2-0
Penalties-Yards	9-75	9-85
Kickoff Returns-Yds	3-55	4-71
Punt Returns-Yds	1-13	3-18
3rd Down Conversions	8-14	6-16
4th Down Conversions	1-2	1-2
Punts-Average	3-42.0	3-36.3
Possession Time	33:33	26:27
Sacks By-Yards	N/A	N/A

### 2004 Silicon Valley Classic

#### NIU 34, TROY 21

**Dec. 30, 2004 | ESPN2**  
**San Jose, Calif. | Spartan Stadium | 21,456**



Josh Haldi passed for 146 yards and rushed for two touchdowns to lead Northern Illinois through mud and rain to its first bowl victory in 21 years, 34-21 over Troy in the Silicon Valley Football Classic.

The Huskies (9-3) overcame a steady downpour, lighting problems and a delayed kickoff by scoring 34 consecutive points.

Tailback Garrett Wolfe, the NCAA's scoring co-leader, rushed for his 21st touchdown of the season before leaving with a hip injury. But A.J. Harris filled in with 120 yards rushing and another score as the Huskies methodically erased a quick start by the Trojans (7-5), who scored two touchdowns in the first nine minutes of the game.

Down 14-0, Wolfe scored on a 50-yard TD run while setting the school record for touchdowns (21) on the play. Haldi ran for a pair of one-yard touchdowns sandwiched around a Chris Nendick field goal as NIU took a 24-14 halftime lead.

Nendick booted a second field goal and Harris scored on a three-yard run to put NIU ahead 34-14 before Troy added a fourth quarter TD.



*Joe Novak lifts the championship trophy after a 34-21 victory.*

SCORING BY QUARTERS	1	2	3	4		Total
Troy	14	0	0	7	-	21
Northern Illinois	14	10	3	7	-	34

#### SCORING SUMMARY

Troy - McDowell 1 run (Whibbs kick), 1st 10:41 (9-78, 4:19)  
 Troy - Richardson 23 pass from McDowell (Whibbs kick), 1st 6:05 (8-73, 2:51)  
 NIU - Wolfe 50 run (Nendick kick), 1st 4:46 (3-73, 1:19)  
 NIU - Haldi 1 run (Nendick kick), 1st 1:15 (5-28, 1:46)  
 NIU - Nendick 30 FG, 2nd 9:49 (4-1, 1:35)  
 NIU - Haldi 1 run (Nendick kick), 2nd 0:34 (7-56, 2:45)  
 NIU - Nendick 39 FG, 3rd 7:50 (9-46, 3:35)  
 NIU - Harris 3 run (Nendick kick), 4th 14:30 (11-70, 6:37)  
 Troy - McDowell 4 run (Whibbs kick), 4th 10:50 (9-82, 3:40)

Offensive MVP: DeWhitt Betterson (Troy); Defensive MVP: Lionel Hickenbottom (NIU); Special Teams MVP: Dustin Utschig (NIU)

#### INDIVIDUAL STATISTICAL LEADERS

**Rushing** — Troy: Betterson 25-150, McDowell 13-18, Richardson 2-3.

NIU: Harris 23-120, Wolfe 15-84, Haldi 5-11.

**Passing** — Troy: McDowell 6-20-1, 122, Samples 0-2-0, 0. NIU: Haldi 8-24-0, 146.

**Receiving** — Troy: Samples 3-87, Richardson 1-23, Banks 1-6, Dawkins 1-6. NIU: Cieslak 2-35, Perez 2-31, Powers 1-47, Sheldon 1-17, Nordin 1-9, Hurd 1-7.

**Tackle Leaders** — Troy: Johnson 7, Davis 6, Ansley 5, Faulk 4, Martin 4.

NIU: Atkinson 11, Al. Hansbro 6, Lee 6, Holdman 6, Ad. Hansbro 6.

#### Team Statistics

	Troy	NIU
First Downs (R-P)	13 (9-4)	17 (9-5)
Rushes-Net Yards	41-170	44-213
Passing Yards	122	146
Passes (C-A-I)	6-22-1	8-24-0
Plays-Total Yards	63-292	68-359
Fumbles-Lost	2-0	1-0
Penalties-Yards	4-29	4-40
Kickoff Returns-Yds	7-143	4-100
Punt Returns-Yds	4-26	4-43
3rd Down Conversions	6-16	6-16
4th Down Conversions	0-2	1-1
Punts-Average	7-35.3	5-32.6
Possession Time	27:52	32:08
Sacks By-Yards	0-0	1-13

## BOWL HISTORY

### 2006 Poinsettia Bowl

#### TCU 37, NIU 7

Dec. 19, 2006 | ESPN

San Diego, Calif. | Qualcomm Stadium | 29,709



A powerful TCU defense shut down the Huskie offensive attack while the Horned Frogs' offense wore down the Northern Illinois defense en route to a 37-7 victory in the 2006 San Diego County Credit Union Poinsettia Bowl.

TCU took an early 6-0 lead on a four-yard run by Lonta Hobbs thanks to a short punt that resulted in great field position. NIU was unable to take advantage of a blocked punt by Dustin Utschig and TCU added to its lead on the first of quarterback Jeff Ballard's three touchdown runs, this one from 10 yards out with 14:49 left in the second.

The Huskies got their best scoring chance of the half as they mounted a seven-play, 53-yard drive to the TCU 34-yard line. But Chris Nendick's 51-yard field goal attempt fell short and the Horned Frogs got a 25-yard three-pointer from Chris Manfredini as the half ended to take a 16-0 lead. TCU extended their lead to 23-0 on the first possession of the second half as Ballard scored on a one-yard run. Another long punt return set up a Ballard six-yard TD run to give the Frogs a 30-0 lead.

The Huskies lone score of the game came at the start of the fourth quarter when Jarret Carter blocked a Brian Cortney punt and John Tranchitella returned it 32 yards for the score.

TCU ended the season 11-2 while the Huskies capped their 2006 campaign with a 7-6 record.



Matt Simon set a NIU bowl record with his 62-yard catch.

SCORING BY QUARTERS	1	2	3	4		Total
Northern Illinois	0	0	0	7	-	7
TCU	6	10	14	7	-	37

#### SCORING SUMMARY

TCU - Hobbs 4 run (Manfredini kick blocked), 1st 12:03 (3-26, 0:46)  
 TCU - Ballard 10 run (Manfredini kick), 2nd 14:49 (7-55, 2:09)  
 TCU - Manfredini 25 FG, 2nd 0:00 (12-77, 3:52)  
 TCU - Ballard 1 run (Manfredini kick), 3rd 12:06 (7-80, 2:54)  
 TCU - Ballard 6 run (LoCoco kick), 3rd 9:08 (3-19, 1:11)  
 NIU - Tranchitella 32 blocked punt return (Nendick kick), 4th 14:14  
 TCU - Hecht 6 pass from Ballard (LoCoco kick), 4th 10:55 (6-62, 3:19)

#### INDIVIDUAL STATISTICAL LEADERS

**Rushing** — NIU: Wolfe 20-28, Anderson 3-4, Britt Davis 1-(-4), Nicholson 5-(-48). TCU: Hobbs 18-109, Brown 14-52, Ballard 11-19, Massey 3-18.

**Passing** — NIU: Nicholson 6-18-1, 80, Morris 0-1-0, 0. TCU: Ballard 19-29-0, 258.

**Receiving** — NIU: Carter 2-14, Wolfe 2-2, Simon 1-62, Brandon Davis 1-2. TCU: Harmon 6-94, Hobbs 3-61, Moore 2-26, Reagan 2-23, Bryant 2-20, Andrus 1-12, Brown 1-8, Massey 1-8, Hecht 1-6.

**Tackle Leaders** — NIU: Utschig 9, Reiter 8, Hanson 8, Rice 7, McCarthy 7. TCU: White 7, Henson 6, Phillips 6, Hawthorne 5.

#### Team Statistics

	NIU.....	TCU
First Downs (R-P)	5 (0-2).....	23 (10-13)
Rushes-Net Yards	29-(-20).....	46-198
Passing Yards	80.....	258
Passes (C-A-I)	6-19-1.....	19-29-0
Plays-Total Yards	48-60.....	75-456
Fumbles-Lost	1-0.....	2-0
Penalties-Yards	0-0.....	7-80
Kickoff Returns-Yds	6-80.....	1-38
Punt Returns-Yds	1-42.....	6-89
3rd Down Conversions	2-14.....	7-15
4th Down Conversions	0-1.....	0-1
Punts-Average	9-40.6.....	6-27.3
Possession Time	27:36.....	32:24
Sacks By-Yards	2-6.....	5-48

### 2008 Independence Bowl

#### LOUISIANA TECH 17, NIU 10

Dec. 28, 2008 | ESPN

Shreveport, La. | Independence Stadium | 41,567



Northern Illinois out-gained Louisiana Tech in rushing, passing and total offense at the 33rd Annual Independence Bowl in Shreveport, La., but committed a season-high three turnovers and gave up a momentum-turning kickoff return to fall 17-10.


Philip Livas' 97-yard kickoff return with 1:43 left in the first quarter proved to be the difference in a defensive struggle.

The play came immediately after NIU scored the game's first touchdown on an eight-yard pass from Chandler Harnish to fullback Kyle Skarb. That play capped a 69-yard drive as NIU dominated time of possession in the first quarter, 11:46 to 3:14.

After a 15-yard punt gave La Tech field position at the NIU 42-yard line, the Bulldogs took just five plays go ahead for good 14-7 on Daniel Porter's 11 yard run.

The Bulldogs extended their lead to 17-7 on their first drive of the second half as they went 49 yards in eight plays before stalling at the NIU 13-yard line. From there, Brad Oestricher hit a 33-yard field goal.

NIU answered with a 10-play, 86-yard drive. Harnish hit Marcus Perez with a 40-yard pass play to the La Tech eight and Mike Salerno hit a 20-yard field goal to close the margin to seven points to complete the scoring. Louisiana Tech finished 2008 with an 8-5 mark while NIU ended at 6-7.



Chandler Harnish completed 20 of 40 passes for 186 yards and a touchdown.

SCORING BY QUARTERS	1	2	3	4		Total
Northern Illinois	7	0	3	0	-	10
Louisiana Tech	7	7	3	0	-	17

#### SCORING SUMMARY

NIU - Skarb 8 pass from Harnish (Salerno kick), 1st 1:56 (11-69, 5:50)  
 TECH - Livas 97 kickoff return (Oestricher kick), 1st 1:43  
 TECH - Porter 11 run (Oestricher kick), 2nd 13:41 (5-42, 2:04)  
 TECH - Perkins 33 FG, 3rd 11:54 (8-49, 3:06)  
 NIU - Salerno 20 FG, 3rd 7:31 (10-66, 4:23)

#### INDIVIDUAL STATISTICAL LEADERS

**Rushing** — NIU: Spann 14-79, Harnish 12-61, Palmer 1-12, Brown 1-2, Grady 2-1. LT: Porter 18-78, Livas 3-15, Jackson 5-9, Harris 1-6, Jenkins 4-(-16).

#### Team Statistics

	NIU.....	LT
First Downs (R-P)	17 (8-9).....	12 (4-6)
Rushes-Net Yards	31-153.....	31-92
Passing Yards	186.....	144
Passes (C-A-I)	20-41-2.....	12-27-0
Plays-Total Yards	72-339.....	58-236
Fumbles-Lost	3-1.....	2-1
Penalties-Yards	7-70.....	6-40
Kickoff Returns-Yds	4-95.....	3-132-1
Punt Returns-Yds	2-0.....	2-5
3rd Down Conversions	7-16.....	2-14
4th Down Conversions	0-2.....	0-1
Punts-Average	6-35.3.....	8-35.6
Possession Time	33:12.....	26:48
Sacks By-Yards	3-15.....	0-0

**Passing** — NIU: Harnish 20-40-2, 186, Simon 0-1-0, 0. LT: Jenkins 12-27-0, 144.

**Receiving** — NIU: Simon 6-44, Perez 2-44, Cunningham 2-26, Spann 2-15, Cox 2-15, Turner 2-15, Skarb 1-8, Flahive 1-8, Brown 1-6, Davis 1-5. LT: Livas 4-18, Tuminello 2-30, Beck 2-17, Jackson 1-34, Porter 1-24, Morris 1-15, Womack 1-6.

**Tackle Leaders** — NIU: Hanson 9, Bryant 7, Allen 6. LT: Brown 14, Harris 6, Young 6, Victorian 6, Howze 6.



## BOWL HISTORY

### 2010 International Bowl

#### SOUTH FLORIDA 27, NIU 3

Jan. 3, 2010 | ESPN2

Toronto, Canada | Rogers Centre | 49,539



The University of South Florida scored 24 unanswered points in the second half to hand the Northern Illinois University Huskies a 27-3 loss in the 2010 International Bowl at the Rogers Centre.

Northern Illinois and South Florida battled to a 3-3 tie in the first half as NIU held the Bulls to minus three rushing yards and just 95 yards of total offense. Each team punted four times in the half in a field position battle. NIU harassed



Chad Spann closed out 2010 with 93 yards on 20 carries in the International Bowl game.

USF quarterback B.J. Daniels, sacking him four times in the half, including a 20-yard sack by freshman linebacker Tyrone Clark.

USF's Eric Schwartz put the Bulls on the board first with a 39-yard field goal with 10:17 left in the first half before Huskie senior Mike Salerno tied the game on a 21-yard boot early in the second period.

The turning point of the game came on South Florida's second possession of the second half. Leading 6-3 and facing a third and 13, Daniels scrambled to avoid the Huskie rush before connecting with wide receiver A.J. Love on a 46-yard touchdown pass to give the Bulls a 13-3 lead and the momentum. South Florida held the ball for 11:06 in the third quarter while the Huskies could manage only 10 offensive plays and 29 yards.

Northern Illinois finished the season 7-6 overall, while South Florida went to 8-5 with the win.

SCORING BY QUARTERS	1	2	3	4	Total
South Florida	3	0	10	14	27
Northern Illinois	0	3	0	0	3

#### SCORING SUMMARY

USF - Schwartz 39 FG, 1st 10:17

NIU - Salerno 21 FG, 2nd 3:55

USF - Schwartz 19 FG, 3rd 4:19

USF - Love 46 reception from Daniels (Schwartz kick), 3rd 3:03

USF - Love 7 reception from Daniels (Schwartz kick), 4th 3:59

USF - Ford 24 run (Schwartz kick), 4th :08

#### INDIVIDUAL STATISTICAL LEADERS

**Rushing** — NIU: Spann 20-93, Anderson 2-14, Palmer 2-4, Grady 2-0, Harnish 5 (-3). USF: Ford 20-207, Plancher 5-11, Kelly 1-0, Lamar 3 (-3), Daniels 11 (-26).

**Passing** — NIU: Harnish 12-25-1, 130, Grady 0-1-0, 0. USF: Daniels 14-22-0, 217.

**Receiving** — NIU: Lewis 4-38, Spann 3-30, Cunningham 2-25, Moore 1-18, Palmer 1-12, Cox 1-7. USF: Mitchell 6-94, Love 3-56, Hester 2-30, Griffin 1-15, Wilson 1-13, Landi 1-9.

**Tackle Leaders** — NIU: C. Smith 8, Wilson 7, Butler 6. USF: Wilson 7, Allen 6, Murphy 6

#### Team Statistics

	NIU	USF
First Downs (R-P)	11 (3-7)	19 (9-9)
Rushes-Net Yards	31-108	40-189
Passing Yards	130	217
Passes (C-A-I)	12-26-1	14-22-0
Plays-Total Yards	57-238	62-406
Fumbles-Lost	2-1	3-1
Penalties-Yards	3-33	4-28
Kickoff Returns-Yds	6-140	6-140-0
Punt Returns-Yds	0-0	1-3
3rd Down Conversions	3-13	7-15
4th Down Conversions	0-2	0-0
Punts-Average	6-38.8	5-37.0
Possession Time	27:10	32:44
Sacks By-Yards	5-44	1-4

### 2010 Humanitarian Bowl

#### NIU 40, FRESNO STATE 17

Dec. 18, 2010 | ESPN

Boise, Idaho | Bronco Stadium | 25,449



NIU won its school record 11th game of the season with a dominating 40-17 win over Fresno State in the Humanitarian Bowl on the blue turf of Bronco Stadium in Boise, Idaho.

The Huskies relied on quarterback Chandler Harnish, tailback Chad Spann and defensive end Jake Coffman to lead the way, with a healthy dose of help from their friends on the NIU offensive and defensive lines.

Harnish completed 17-of-27 passes for a season-best 300 yards and ran for 72 yards on 10 carries to earn NIU Most Valuable Player honors. He scored a pair of rushing touchdowns in the first half on runs of seven and 28 yards, and hit fullback Kyle Skarb with a 22-yard scoring toss at the end of the first half to put Northern Illinois ahead 23-10.

NIU did not let up in the second half, with Mike Cklamovski booting a career-long 51-yard field goal to give the Huskies a 26-10 lead.

Spann ended each of NIU's next two possessions with touchdowns as NIU extended its lead to 40-10. He finished the game with 95 yards on 15 carries. In between his scores, the Huskie defense earned a huge stop, forcing an FSU fumble at the NIU eight-yard line to end the Bulldogs' last serious threat.

Coffman recorded a career best three quarterback sacks, all in the first half, as part of a Huskie defensive effort that included six sacks and 14 tackles for loss. Fresno State gained just 74 yards rushing on 35 carries, while NIU piled up 503 yards of total offense.

To cap off the day, as the final seconds were counted down, a torrent of snow fell on the Bronco Stadium turf, covering the beautiful blue field in white.

SCORING BY QUARTERS	1	2	3	4	Total
Northern Illinois	6	17	10	7	40
Fresno State	7	3	0	7	17

#### SCORING SUMMARY

FS - Hamler 11 pass from Colburn (Goessling kick), 1st 5:25 (13-69, 6:33)

NIU - Harnish 7 run (Cklamovski kick failed), 1st 3:10 (5-68, 2:15)

NIU - Harnish 28 run (Cklamovski kick), 2nd 14:20 (5-69, 1:25)

NIU - Cklamovski 45 FG, 2nd 9:14 (8-25, 2:59)

FS - Goessling 45 FG, 2nd 3:41 (11-46, 5:33)

NIU - Skarb 22 pass from Harnish (Cklamovski kick), 2nd 0:57 (6-69, 2:44)

NIU - Cklamovski 51 FG, 3rd 10:13 (8-49, 3:26)

NIU - Spann 18 run (Cklamovski kick), 3rd 1:14 (8-89, 2:41)

NIU - Spann 8 run (Cklamovski kick), 4th 12:16 (4-61, 1:54)

FS - Evans 11 pass from Colburn (Goessling kick), 4th 5:31 (13-71, 6:45)

#### INDIVIDUAL STATISTICAL LEADERS

**Rushing** — NIU: Spann 15-95, Harnish 10-72, Hopkins 1-35, A. Daniels 1-2, Team 1-(-1). FS: Saunders 5-58, Rouse 14-32, Evans 1-4, Burse 4-1, Harris 1-1, Ellis 1-0, Colburn 9-(-22).

**Passing** — NIU: Harnish 17-26-0, 300; Palmer 0-1-0, 0. FS: Colburn 28-38-0, 288.

**Receiving** — NIU: W. Clark 4-88, Moore 4-88, Cox 4-34, Palmer 2-40, Skarb 1-22, Ashford 1-18, Schepler 1-10. FS: Hamler 7-87, Evans 6-33, Johnson 3-44, Harris 3-42, Saunders 3-21, Ellis 2-(-5), Raphael 1-30, Rouse 1-14, Stallworth 1-11, Burse 1-11.

**Tackle Leaders** — NIU: T. Clark 12, Stone 9, Butler 9. FS: Dunn 9, Bell 8.

#### Team Statistics

	NIU	FSU
First Downs (R-P)	22 (7-14)	26 (5-17)
Rushes-Net Yards	28-203	35-74
Passing Yards	300	288
Passes (C-A-I)	17-27-0	28-38-0
Plays-Total Yards	55-503	73-362
Fumbles-Lost	1-0	2-1
Penalties-Yards	6-65	4-43
Kickoff Returns-Yds	3-80	6-137
Punt Returns-Yds	0-0	0-0
3rd Down Conversions	2-6	6-15
4th Down Conversions	0-2	1-3
Punts-Average	0-0.0	3-30.3
Possession Time	24:07	35:53
Sacks By-Yards	6-36	0-0



## BOWL HISTORY

### 2012 GoDaddy.com Bowl

#### NIU 38, ARKANSAS STATE 20

Jan. 8, 2012 | ESPN

Mobile, Ala. | Ladd Peebles Stadium | 38,734



Northern Illinois completed a season of comebacks by overcoming a 13-0 deficit to defeat Arkansas State, 38-20, in the GoDaddy.com Bowl.

Chandler Harnish, who earned MVP honors after completing 18-of-36 passes for 274 yards with two TDs, left the game briefly in the second quarter. In his absence, sophomore Jordan Lynch directed a seven-play, 78-yard touchdown drive. He hit Martel Moore with a 41-yard reception for one of Moore's eight catches before scoring on a three-yard touchdown run. The ensuing PAT put the Huskies ahead to stay, 14-13.

NIU extended its lead to 21-13 before halftime on a one-yard run by Jamal Womble on fourth down with no time on the clock. Arkansas State twice gave NIU the ball back in the final minutes of the half, first on a muffed punt recovered by Dominique Ware and second on a roughing the punter penalty.

Moore caught a 43-yard touchdown pass on a double reverse to give the Huskies a 28-13 lead in the third quarter after the teams traded interceptions to open the period.

NIU extended the lead to 31-13 in the fourth quarter on Mathew Sims' 22-yard field goal before ASU's scored with 11:12 remaining to end a string of 31 consecutive points by the Huskies. That catch pulled the Red Wolves within 11 at 31-20 before Dechane Durante's INT completed the win.

The NIU defense, which forced five turnovers, held ASU to a pair of field goals on its first two drives. The Wolves got into the end zone on its third possession, on a two-yard run by QB Ryan Aplin to finish a three-play, 41-yard drive, but would not see the end zone again until the fourth quarter.

SCORING BY QUARTERS	1	2	3	4		Total
Arkansas State	13	0	0	7	-	20
Northern Illinois	7	14	7	10	-	38

#### SCORING SUMMARY

ASU - Davis 32 FG, 1st 11:22 (8-30, 3:38)  
 ASU - Davis 36 FG, 1st 7:44 (5-40, 1:04)  
 ASU - Aplin 2 run (Davis kick), 1st 5:08 (3-41, 0:58)  
 NIU - Ashford 9 pass from Harnish (Sims kick), 1st 0:49 (11-77, 4:12)  
 NIU - Lynch 3 run (Sims kick), 2nd 4:49 (7-78, 2:50)  
 NIU - Womble 1 run (Sims kick), 2nd 0:00 (10-43, 1:54)  
 NIU - Moore 43 pass from Harnish (Sims kick), 3rd 13:30 (1-43, 0:08)  
 NIU - Sims 22 FG, 4th 13:34 (5-23, 1:36)  
 ASU - Stockemer 16 pass from Aplin (Davis kick), 4th 11:12 (7-59, 2:12)  
 NIU - Durante 36 interception return (Sims kick), 4th 8:19

#### INDIVIDUAL STATISTICAL LEADERS

**Rushing** — ASU-Lawson 12-25; Robertson 3-18; Jackson 3-12; Lucas 1-(-10); Aplin, Ryan 10-(-17). NIU-Womble 6-25; Hopkins 9-24; Daniels 2-11; Bell 1-7; TEAM 1-(-1); Harnish 9-(-3); Lynch 7-(-4).

#### Team Statistics

	ASU	NIU
First Downs (R-P)	20 (3-16)	17 (4-12)
Rushes-Net Yards	29-28	35-59
Passing Yards	353	342
Passes (C-A-I)	30-58-3	23-42-1
Plays-Total Yards	87-381	77-401
Fumbles-Lost	2-2	1-0
Penalties-Yards	7-58	5-50
Kickoff Returns-Yds	6-164	4-79
Punt Returns-Yds	1-1	0-0
3rd Down Conversions	5-21	2-18
4th Down Conversions	2-4	3-3
Punts-Average	7-28.6	8-34.9
Possession Time	27:47	32:13
Sacks By-Yards	3-24	2-31

**Passing** — ASU-Aplin 30-58-3, 353. NIU-Harnish 18-36-1, 274; Lynch 4-4-0, 64; Neir 1-1-0, 4; Ashford 0-1-0, 0.

**Receiving** — ASU-Stockemer 11-185; Edwards 5-47; Lucas 5-44; Frampton 4-31; Jarboe 2-23; Kincy 2-19; Hall 1-4. NIU-Moore 8-224; Ashford 8-80; Wells 2-15; Hopkins 2-6; Palmer 1-12; McAvoy 1-4; Daniels 1-1.

**Tackle Leaders** — ASU-Joiner 8, D. Jones 8, McCray 8. NIU-Melvin 8, Six players with 7.

### 2013 Discover Orange Bowl

#### FLORIDA STATE 31, NIU 10

Jan. 1, 2013 | ESPN

Miami Gardens, Fla. | Sun Life Stadium | 72,073



Florida State's Lonnie Pryor ran for 134 yards and two scores as Northern Illinois saw its 12-game winning streak snapped, 31-10, in the Discover Orange Bowl.

FSU QB E.J. Manuel was 26-of-38 for 291 yards and a touchdown, while NIU quarterback Jordan Lynch completed 15-of-41 passes for 176 yards.

After a Lynch punt put the Seminoles on their own five-yard line, it took FSU four plays to go 95 yards. Pryor ran 60 yards for the score and a 7-0 Florida State lead with 5:28 to play in the first quarter.

Northern Illinois answered with a 25-yard Mathew Sims field goal set up by a 35-yard run by Desroy Maxwell on a fake punt. One play later, Lynch connected with Tommylee Lewis on a 25-yard swing pass to the Seminole six.

FSU increased its lead to 14-3 before halftime, marching 82 yards in 10 plays. Manuel hit Rashad Greene with a six-yard pass with 11 seconds on the clock.

Florida State added a field goal on its first drive of the second half to take a 17-3 lead. The Seminoles advanced to the NIU two-yard line, but had to settle for a 25-yard Dustin Hopkins field goal.

The Huskies answered with a six-play, 87-yard drive, spurred by a 55-yard catch and run by Akeem Daniels and a 22-yard Lynch rush to the FSU 11. Lynch hit Martel Moore to cut the lead to 17-10 at 9:55 of the third quarter.

NIU surprised the Seminoles with an onside kick that was recovered by Paris Logan at the Huskie 47-yard line. Northern Illinois advanced to the Florida State 23 before Lynch was intercepted, ending the NIU threat.

After an exchange of punts, Florida State pushed its lead back to 14 as Manuel scored from nine yards out. FSU regained the ball on a Huskie fumble and two plays later, Pryor went 37 yards up the middle for a Seminole touchdown to give Florida State a 31-10 lead with 10:33 to play in the fourth quarter.

SCORING BY QUARTERS	1	2	3	4		Total
Northern Illinois	3	0	7	0	-	10
Florida State	7	7	3	14	-	31

#### SCORING SUMMARY

FSU - Pryor 60 run (Hopkins kick), 1st 5:28 (4-95, 1:11)  
 NIU - Sims 27 FG, 1st 1:41 (10-67, 3:47)  
 FSU - Greene 6 pass from Manuel (Hopkins kick), 2nd 0:11 (10-82, 3:46)  
 FSU - Hopkins 25 FG, 3rd 11:48 (9-68, 3:12)  
 NIU - Moore 11 pass from Lynch (Sims kick), 3rd 9:55 (6-87, 1:53)  
 FSU - Manuel 9 run (Hopkins kick), 4th 14:56 (8-61, 3:17)  
 FSU - Pryor 37 run (Hopkins kick), 4th 10:33 (2-42, 0:42)

#### INDIVIDUAL STATISTICAL LEADERS

**Rushing** - NIU: Lynch 23-44, Maxwell 1-35, Daniels 3-15, Brown 1-14, Lewis 2-9, Wells 1-1, Team 1-(-1), Brown 1-(-20); FSU: Pryor 5-134, Wilder 11-52, Freeman 14-30, Manuel 6-26, Dent 1-1.

#### Team Statistics

	NIU	FSU
First Downs (R-P)	17 (5-7)	23 (9-13)
Rushes-Net Yards	32-83	37-243
Passing Yards	176	291
Passes (C-A-I)	15-41-1	26-38-0
Plays-Total Yards	73-259	75-534
Fumbles-Lost	1-1	1-1
Penalties-Yards	5-40	8-96
Kickoff Returns-Yds	4-73	0-0
Punt Returns-Yds	1-6	0-0
3rd Down Conversions	5-18	3-14
4th Down Conversions	2-4	2-2
Punts-Average	7-42.1	5-36.8
Possession Time	25:52	34:08
Sacks By-Yards	0-0	3-16

**Passing** - NIU: Lynch 15-41-1, 176; FSU: Manuel 26-38-0, 291.  
**Receiving** - NIU: Lewis 5-61, Moore 4-29, Ashford 4-19, Daniels 2-67; FSU: Shaw 6-61, Greene 5-45, Freeman 3-43, Dent 3-42, Smith 3-41, Pryor 3-17, O'Leary 2-29, Benjamin 1-13.

**Tackle Leaders** - NIU: Ward 14, Melvin 10, Bass 7; FSU: Williams 10, Jones 10, Joyner 6.

# NORTHERN ILLINOIS UNIVERSITY FOOTBALL HISTORY

## BOWL HISTORY

### 2013 SDCCU Poinsettia Bowl

#### UTAH STATE 21, NIU 14

Dec. 27, 2013 | ESPN

San Diego, Calif. | Qualcomm Stadium | 23,408



The Northern Illinois University offense could not get untracked against Utah State in the 2013 San Diego County Credit Union Poinsettia Bowl game, and despite a valiant effort by the NIU defense, the Huskies fell to the Aggies, 21-14, at Qualcomm Stadium in San Diego, Calif.

The loss was the final game for 16 Huskie seniors who finished their careers as the winningest senior class in school history.

Lynch completed 20-of-35 passes for 216 yards and one touchdown and ran the ball 18 times for 39 yards and a score. NIU had more first downs (19-17), more passing yards (216-121) and more total yards (315-289) than the Aggies.

The statistics were deceiving, though, because USU was able to shut down Lynch and the Huskies in the second half. After halftime, the Huskies tallied five first downs, 21 rushing yards on 13 attempts, and 60 passing yards on 6-of-17 passing. NIU went three-and-out on three of its five possessions in the half.

In addition to the offensive woes, NIU had several special teams miscues as kicker Mathew Sims missed a pair of field goals - from 37 yards in the first quarter and 29 in the fourth - and punter Tyler Wedel had a 17-yard punt in the early going. Utah State's first touchdown came after an interception and the final touchdown was scored after NIU's third straight offensive three-and-out. The Aggies grinded out a 16-play, 80-yard drive that took 7:19 off the clock in the fourth quarter that effectively put the game away.

NIU came back with a late score as Lynch connected with Juwan Brescacin on a 15-yard scoring pass with 1:44 left in the game to pull the Huskies within seven at 21-14. However, Wedel's onside kick attempt was recovered by Utah State, ending the comeback hopes and season.

SCORING BY QUARTERS	1	2	3	4		Total
Utah State	3	3	7	8	-	21
NIU	0	7	0	7	-	14

#### SCORING SUMMARY

USU - Diaz 31 FG, 1st 6:56 (8-32, 3:23)  
 USU - Diaz 39 FG, 2nd 14:09 (6-58, 2:34)  
 NIU - Lynch 1 run (Sim kick), 2nd 8:17 (15-78, 5:52)  
 USU - Swindall 5 pass from Garretson (Diaz kick), 3rd 11:57 (7-31, 2:51)  
 USU - Demartino 1 run (Natson pass from Garretson), 4th 4:14 (16-80, 7:19)  
 NIU - Brescacin 15 pass from Lynch (Sims kick), 4th 1:44 (13-57, 2:30)

#### INDIVIDUAL STATISTICAL LEADERS

**Rushing** — USU: Demartino 23-143, Marshall 6-40, Glover 1-3, Natson 5-3, Garretson 6-(-6), Team 4-(-15). NIU: Lynch 18-39, Stingily 11-38, Maxwell 1-10, Spencer 2-6, Brown 3-5, Turner 1-1, Lewis 2-0.

**Passing** — USU: Garretson 17-28-2, 121. NIU: Lynch 20-35-1, 216.

**Receiving** — USU: Butler 4-33, Swindall 4-28, Natson 3-11, Van Leeuwen 2-23, Houston 1-11, Demartino 1-8, Marshall 1-4, Anderson 1-3. NIU: Lewis 6-55, Brown 4-63, Brescacin 3-30, Eakes 3-29, Maxwell 2-23, Spencer 1-10, Stingily 1-6.

**Tackle Leaders** — USU: Suite 11, Vigil 9, Doughty 8. NIU: Evans 6, Bass 6, Ward 6.

#### Team Statistics

	USU.....	NIU
First Downs (R-P)	17 (8-9).....	19 (8-11)
Rushes-Net Yards	45-(168).....	38-99
Passing Yards	121.....	216
Passes (C-A-I)	17-28-2.....	20-35-1
Plays-Total Yards	73-289.....	73-315
Fumbles-Lost	1-0.....	1-1
Penalties-Yards	2-20.....	4-46
Kickoff Returns-Yds	2-38.....	4-102
Punt Returns-Yds	0-0.....	0-0
3rd Down Conversions	6-16.....	7-17
4th Down Conversions	1-1.....	3-4
Punts-Average	3-45.0.....	4-35.5
Possession Time	32:21.....	27:39
Sacks By-Yards	2-13.....	2-11

### 2014 Boca Raton Bowl

#### MARSHALL 52, NIU 23

Dec. 23, 2014 | ESPN

Boca Raton, Fla. | FAU Stadium | 29,419



In a highly-anticipated meeting between conference champions, Northern Illinois fell to Conference USA titlist Marshall, 52-23, in the inaugural Boca Raton Bowl.

NIU gained 200 yards rushing and 425 yards of total offense while Marshall piled up 505 yards, including 281 passing yards behind five touchdowns by QB Rakeem Cato. His favorite target was Tommy Shuler, who finished with 18 receptions for 185 yards and a touchdown.

Marshall built a 24-13 halftime lead. After NIU scored on a 19-yard pass from Drew Hare to Juwan Brescacin, the Thundering Herd scored 17 straight points. NIU pulled within seven on the first of Christian Hagan's three field goals, but Marshall extended the lead to 14 on Devon Johnson's two-yard run with 5:29 on the clock.

NIU got another Hagan three before half, and the teams traded scores mid-way through the third quarter. Marshall scored on a six-yard pass from Cato to Shuler, to take a 31-13 lead at 6:39 of the third.

Cameron Stingily came back with a 24-yard touchdown run to close out a five-play, 75-yard drive and it appeared NIU was threatening to comeback. But the Herd had too much firepower. Cato led an 11-play, 68-yard drive and hit Angelo Jean-Louis from 11-yards out for a 38-20 MU lead and put the game away in the fourth on a 27-yard pass to Deon-Tay McManus. The Huskies got another Hagan field goal, this one from 31 yards out, the rest of the way.

SCORING BY QUARTERS	1	2	3	4		Total
Marshall	14	10	14	14	-	52
NIU	7	6	7	3	-	23

#### SCORING SUMMARY

NIU - Brescacin 19 pass from Hare (Hagan kick), 1st 7:33 (7-67, 2:17)  
 MU - Reaves 93 KO return (Haig kick), 1st 7:19  
 MU - Cato 5 run (Haig kick), 1st 3:42 (5-42, 2:12)  
 MU - Haig 28 FG, 2nd 11:51 (9-69, 2:41)  
 NIU - Hagan 19 FG, 2nd 7:30 (10-64, 4:21)  
 MU - D. Johnson 2 run (Haig kick), 2nd 5:29 (6-65, 2:01)  
 NIU - Hagan 30 FG, 2nd 0:07 (8-49, 1:40)  
 MU - Shuler 6 pass from Cato (Haig kick), 3rd 6:39 (9-56, 4:10)  
 NIU - Stingily 24 run (Hagan kick), 3rd 4:50 (5-75, 1:49)  
 MU - Jean-Louis 11 pass from Cato (Haig kick), 3rd 2:06 (11-68, 2:44)  
 MU - McManus 27 pass from Cato (Haig kick), 4th 11:48 (9-70, 3:51)  
 NIU - Hagan 31 FG, 4th 8:39 (10-65, 3:09)  
 MU - Cato 4 run (Haig kick), 4th 4:10 (8-41, 4:29)

#### INDIVIDUAL STATISTICAL LEADERS

**Rushing** — MU: Johnson 15-131, Watson 4-25, Cato 10-25, Butler 5-17, Pittman 2-14, Foster 2-12. NIU: Bouagnon 13-82, Stingily 18-76, Hare

14-50, Daniels 2-7, Turner 2-(-5), Team 1-(-10).

**Passing** — MU: Cato 25-37-0, 281. NIU: Hare 15-37-0, 225; Team 0-1-0, 0.

**Receiving** — MU: Shuler 18-185, McManus 2-27, Jean-Louis 2-26, Frohnappel 2-16, Yurachek 1-7. NIU: Brown 4-63, Turner 4-55, Brescacin 2-40, Daniels 1-29, Blake 1-15, Eakes 1-13, Stingily 1-8, Bouagnon 1-2.

**Tackle Leaders** — MU: Letman 11, Lang 9, Hewitt 9. NIU: Durante 9, Logan 8, Folliard 7.

#### Team Statistics

	MU.....	NIU
First Downs (R-P)	28 (12-15).....	25 (11-12)
Rushes-Net Yards	38-(224).....	50-200
Passing Yards	281.....	225
Passes (C-A-I)	25-37-0.....	15-28-0
Plays-Total Yards	75-505.....	78-425
Fumbles-Lost	0-0.....	0-0
Penalties-Yards	6-60.....	4-41
Kickoff Returns-Yds	5-166.....	7-158
Punt Returns-Yds	0-0.....	0-0
3rd Down Conversions	9-14.....	7-18
4th Down Conversions	1-1.....	0-1
Punts-Average	3-34.3.....	6-41.0
Possession Time	29:18.....	30:42
Sacks By-Yards	3-13.....	2-14

## BOWL HISTORY, MISCELLANEOUS CHARTS

### 2015 SDCCU Poinsettia Bowl

#### BOISE STATE 55, NIU 7

Dec. 23, 2015 | ESPN

San Diego, Calif. | Qualcomm Stadium | 21,501



NIU struck out on its third swing at a San Diego County Credit Union Poinsettia Bowl victory, falling to Boise State 55-7.

Huskie QB Ryan Graham completed 7 of 21 passes for 38 yards as the Boise State defense bottled up the Huskies. NIU finished with negative five rushing yards on 30 carries as Graham was sacked six times. Three NIU fumbles led to 17 Boise State points. NIU junior Aregeros Turner scored the Huskies' lone touchdown on a 96-yard kickoff return in the second quarter, his second of the season.

Trailing 24-7, NIU had an opportunity to close the gap after Austin Smaha recovered a fumble at the Broncos 31. The Huskies drove to the Boise State 16 before Graham was sacked and fumbled.

From there, Boise drove 60 yards in eight plays to take a 31-7 lead into half-time. Brett Rypien connected with Chaz Anderson on the 16-yard TD pass with 1:51 left in the half. He completed 29 of 39 passes for 377 yards and three scores in the game.

Boise State took a 21-0 lead after the first quarter and took just three plays to open the scoring. Rypien hit Jeremy McNichols for a 39-yard completion to the NIU 29 and one play later, the running back his first of three touchdown.

NIU drove from its 25 to the Boise State 26 before BSU recovered a fumbled snap on its own 33-yard line. McNichols finished the drive by catching a four-yard TD pass for a 14-0 Boise State lead with 7:38 to play in the first quarter.

After NIU went three-and-out, Boise State drove 53 yards in seven plays with McNichols scoring his third touchdown of the day to put BSU up 21-0.

Boise State added 10 points in the third quarter and scored 14 points in the fourth while the Huskies were forced to punt on all six of their drives.

SCORING BY QUARTERS	1	2	3	4	Total
Boise State	21	10	10	14	55
NIU	0	7	0	7	14

#### SCORING SUMMARY

BSU -McNichols 29 run (Rausa kick), 1st 14:02 (3-75, 0:58)  
 BSU -McNichols 4 pass from Rypien (Rausa kick), 1st 7:38 (7-67, 2:18)  
 BSU -McNichols 1 run (Rausa kick), 1st 3:28 (7-53, 2:36)  
 BSU -Rausa 20 FG, 2nd 9:44 (7-12, 3:01)  
 NIU -Turner 96 kickoff return (Hagan kick), 2nd 9:32  
 BSU -Anderson 16 pass from Rypien (Rausa kick), 2nd 1:51 (8-60, 3:35)  
 BSU -Rausa 27 FG, 3rd 7:30 (12-51, 4:49)  
 BSU -Dhaenens 18 pass from Rypien (Rausa kick), 3rd 3:29 (6-62, 2:06)  
 BSU -Young 24 run (Rausa kick), 4th 14:52 (5-61, 2:07)  
 BSU -Stuart 1 run (Rausa kick), 4th 9:52 (7-69, 4:06)

#### Team Statistics

	BSU.....NIU
First Downs (R-P)	35 (16-19).....7 (2-3)
Rushes-Net Yards	56-277.....30-(-5)
Passing Yards	377.....38
Passes (C-A-I)	29-41-1.....7-21-0
Plays-Total Yards	97-654.....51-33
Fumbles-Lost	1-1.....3-3
Penalties-Yards	8-65.....5-30
Kickoff Returns-Yds	1-24.....5-172
Punt Returns-Yds	4-1.....0-0
3rd Down Conversions	10-16.....1-12
4th Down Conversions	2-3.....1-1
Punts-Average	1-30.0.....9-38.6
Possession Time	43:13.....16:47
Sacks By-Yards	5-46.....2-17

#### INDIVIDUAL STATISTICAL LEADERS

**Rushing** - BSU: McNichols 19-93, Wolpin 15-90, Young 10-54, Williams-Rhodes 3-34, Stuart 5-20, Ogle 1-2, Sperbeck 1-1, Rypien 2-(-17); NIU: Bouagnon 8-16, Huff 5-13, Turner 3-9, Golladay 4-6, Graham 10-(-49).  
**Passing** - BSU: Rypien 29-40-1, 377; NIU: Graham 7-21-0, 38.  
**Receiving** - BSU: Williams-Rhodes 8-94, Sperbeck 6-78, McNichols 5-96, Anderson 4-46, Roh 4-38, Dhaenens 1-18, Huff 1-7; NIU: Brescacin 3-12,

Golladay 2-7, Lewis 1-11, Maxwell 1-8.

**Tackle Leaders** — BSU: Gray 7; NIU: Moore 9.

### NIU vs. the AP Top 25: 1968-present

Record vs. AP Ranked Teams: 6-30

Opponent (Score)	Date (Site)
No. 25 Western Michigan 45, NIU 30	10-8-16 (A)
<b>NIU 32, No. 20 Toledo 27</b>	<b>11-3-15 (A)</b>
No. 1 Ohio State 20, NIU 13	9-19-15 (A)
No. 13 Florida State 31, No. 16 NIU 10	1-1-13 (N)
<b>No. 19 NIU 44, No. 18 Kent State 37 (2OT)</b>	<b>11-30-12 (N)</b>
No. 7 Wisconsin 49, NIU 7	9-17-11 (N)
No. 17 Ball State 45, NIU 14	11-5-08 (A)
No. 25 TCU 37, NIU 7	12-19-06 (N)
No. 1 Ohio State 35, NIU 12	9-2-06 (A)
No. 4 Michigan 33, NIU 17	9-3-05 (A)
No. 22 Maryland 23, NIU 20	9-4-04 (A)
No. 23 Bowling Green 34, NIU 18	10-25-03 (A)
<b>NIU 19, No. 21 Alabama 16</b>	<b>9-20-03 (A)</b>
<b>NIU 20, No. 15 Maryland 13 (OT)</b>	<b>8-28-03 (H)</b>
<b>NIU 26, No. 20 Bowling Green 17</b>	<b>11-9-02 (H)</b>
No. 22 Wisconsin 24, NIU 21	9-14-02 (A)
No. 25 Toledo 41, NIU 20	9-29-01 (A)
No. 20 Auburn 31, NIU 14	9-23-00 (A)
No. 13 Marshall 41, NIU 9	10-30-99 (A)
No. 5 Kansas State 73, NIU 7	9-12-98 (A)
No. 21 Kansas State 47, NIU 7	9-6-97 (H)
No. 6 Penn State 49, NIU 0	9-14-96 (A)
No. 3 Florida 58, NIU 20	11-4-95 (A)
No. 16 Kansas State 44, NIU 0	9-30-95 (A)
No. 6 Florida 41, NIU 10	10-19-91 (A)
No. 9 Iowa 58, NIU 7	9-28-91 (A)
<b>NIU 73, No. 24 Fresno State 18</b>	<b>10-6-90 (H)</b>
No. 7 Nebraska 60, NIU 14	9-8-90 (A)
No. 4 Nebraska 48, NIU 17	9-9-89 (A)
No. 1 Miami (FL) 34, NIU 0	10-4-86 (A)
No. 21 Iowa 57, NIU 3	9-20-86 (A)
No. 4 Iowa 48, NIU 20	9-21-85 (A)
No. 16 Wisconsin 14, NIU 3	9-17-77 (A)
No. 14 Toledo 23, NIU 8	11-6-71 (H)
No. 14 Toledo 45, NIU 7	11-7-70 (A)
No. 16 Ohio 28, NIU 12	11-23-68 (A)

*Bold indicates victory*

### NIU in Overtime Games

Record: 6-4 (.600)

Date	Opponent (Score)	Site
8-29-02	W NIU 42, Wake Forest 41	DeKalb
8-28-03	W NIU 20, Maryland 13	DeKalb
10-4-03	W NIU 30, Ohio 23	DeKalb
10-30-04	W NIU 38, Ball State 31	DeKalb
9-24-05	L Akron 48, NIU 42	Akron, Ohio
11-12-08	L Central Michigan 33, NIU 30	DeKalb
11-30-12	W #NIU 44, Kent State 37 (2OT)	Detroit, Mich.
9-3-16	L Wyoming 40, NIU 34 (3OT)	Laramie, Wyoming
10-15-16	L Central Michigan 34, NIU 28 (3OT)	DeKalb
11-16-16	W NIU 31, Eastern Michigan 24	Ypsilanti, Mich.

*#MAC Championship Game*



# NORTHERN ILLINOIS UNIVERSITY FOOTBALL HISTORY

## BOWL RECORDS

### INDIVIDUAL

#### Rushing

Carries:	23, A.J. Harris vs. Troy (2004)
	23, Jordan Lynch vs. Florida State (2013)
Yards:	120, A.J. Harris vs. Troy (2004)

#### Passing

Attempts:	41, George Bork vs. Missouri State (1963)
	41, Jordan Lynch vs. Florida State (2013)
Completions:	27, George Bork vs. Missouri State (1963)
Touchdowns:	3, George Bork, twice (1962 and 1963)
Yards:	300, Chandler Harnish vs. Fresno State (2010)

#### Receiving

Receptions:	9, Hugh Rohrschneider vs. Missouri State (1963)
Yards:	224, Martel Moore vs. Arkansas State (2012)
Touchdowns:	1, 12 times

#### Scoring

Touchdowns:	2, Chandler Harnish vs. Fresno State (2010)
	2, Chad Spann vs. Fresno State (2010)
	2, Josh Haldi vs. Troy (2004)
	2, Darryl Richardson vs. Cal State-Fullerton (1983)
Points:	12, Chandler Harnish vs. Fresno State (2010)
	12, Chad Spann vs. Fresno State (2010)
	12, Josh Haldi vs. Troy (2004)
	12, Darryl Richardson vs. Cal State-Fullerton (1983)
PATs:	5, Mathew Sims vs. Arkansas State (2012)

#### Field Goals

Longest Made FG:	51, Mike Cklamovski vs. Fresno State (2010)
Most FG:	3, Christian Hagan vs. Marshall (2014)

#### Defense

Most Tackles:	16, Brian Atkinson vs. Troy (2004)
---------------	------------------------------------

*NOTE: Individual statistics for 1946 and 1947 games unavailable.*

### TEAM

#### Total Offense

Most Yards:	503, vs. Fresno State (2010)
Fewest Yards:	33, vs. Boise State (2015)
Most Touchdowns:	5, vs. Fresno State (2010)

#### Rushing

Most Attempts:	53, vs. Cal State Fullerton (1983)
Fewest Attempts:	18, vs. Missouri State (1963)
Most Yards:	253, vs. Cal State Fullerton (1983)
Fewest Yards:	-20, vs. TCU (2006)

#### Passing

Most Attempts:	42, vs. Missouri State (1963)
	42, vs. Arkansas State (2012)
Fewest Attempts:	18, vs. Cal State Fullerton (1983)
Most Completions:	27, vs. Missouri State (1963)
Fewest Completions:	6, vs. TCU (2006)
Most Yards:	342, vs. Arkansas State (2012)
Fewest Yards:	38, vs. Boise State (2015)

#### Punting

Most Punts:	9, vs. TCU (2006)
	9, vs. Boise State (2015)
Fewest Punts:	2, vs. Fresno State (2010)
Highest Average:	42.1, vs. Florida State (2013)
Lowest Average:	32.6, vs. Troy (2004)

#### First Downs

Most First Downs:	25, vs. Marshall (2014)
Fewest First Downs:	5, vs. TCU (2006)
Most First Downs Rushing:	11, vs. Cal State Fullerton (1983)
	11, vs. Marshall (2014)
Fewest First Downs Rushing:	0, vs. TCU (2006)
Most First Downs Passing:	14, vs. Missouri State (1963)
	14, vs. Fresno State (2010)
Fewest First Downs Passing:	2, vs. TCU (2006)

### NIU All-Time Bowl Results

All-Time Bowl Record: 5-11 (.313)

Major College Bowl Record: 4-7 (.364)

Bowl	Date	Opponent	City - Stadium	W/L	Score
1946 Turkey Bowl	Nov. 28	Evansville	Evansville, Ind. - Bosse Field	L	7-19
1947 Refrigerator Bowl	Nov. 29	Evansville	Evansville, Ind. - Bosse Field	L	0-20
1962 Mineral Water Bowl	Nov. 24	Adams State	Excelsior Springs, Mo. - Roosevelt Field	L	20-23
1963 Mineral Water Bowl	Nov. 30	Missouri State	Excelsior Springs, Mo. - Roosevelt Field	W	21-14
1965 Mineral Water Bowl	Nov. 27	North Dakota	Excelsior Springs, Mo. - Roosevelt Field	L	20-37
*1983 California Bowl	Dec. 17	Cal State Fullerton	Fresno, Calif. - Bulldog Stadium	W	20-13
*2004 Silicon Valley Classic	Dec. 30	Troy	San Jose, Calif. - Spartan Stadium	W	34-21
*2006 Poinsettia Bowl	Dec. 19	TCU	San Diego, Calif. - Qualcomm Stadium	L	7-37
*2008 Independence Bowl	Dec. 28	Louisiana Tech	Shreveport, La. - Independence Stadium	L	10-17
*2010 International Bowl	Jan. 3	South Florida	Toronto, Canada - Rogers Centre	L	3-27
*2010 Humanitarian Bowl	Dec. 18	Fresno State	Boise, Idaho - Bronco Stadium	W	40-17
*2012 GoDaddy.com Bowl	Jan. 8	Arkansas State	Mobile, Ala. - Ladd Peebles Stadium	W	38-20
*2013 Discover Orange Bowl	Jan. 1	Florida State	Miami Gardens, Fla. - Sun Life Stadium	L	10-31
*2013 Poinsettia Bowl	Dec. 26	Utah State	San Diego, Calif. - Qualcomm Stadium	L	14-21
*2014 Boca Raton Bowl	Dec. 23	Marshall	Boca Raton, Fla. - FAU Stadium	L	23-52
*2015 Poinsettia Bowl	Dec. 23	Boise State	San Diego, Calif. - Qualcomm Stadium	L	7-55

*\*Division I Football Bowl Subdivision game*

# NORTHERN ILLINOIS UNIVERSITY FOOTBALL HISTORY

## STATISTICAL CHAMPIONS

### MAC LEADERS - INDIVIDUALS



#### Total Offense

Year	Player	Yds/Gm
2012	Jordan Lynch	353.8
2013	Jordan Lynch	343.7

#### Rushing

Year	Player, Pos	Yds/G
2002	Michael Turner	159.6
2003	Michael Turner	137.3
2004	Garrett Wolfe	150.5
2005	Garrett Wolfe	176.4
2006	Garrett Wolfe	148.3
2010	Chad Spann	99.1
2012	Jordan Lynch	129.6
2013	Jordan Lynch	137.1

#### Passing

Year	Player	Eff. Rating
2005	Phil Horvath	159.2
2010	Chandler Harnish	157.8
2012	Jordan Lynch	144.9

#### Receiving - Receptions

Year	Player	Rec/Gm
1978	Dave Petzke	8.3
2016	Kenny Golladay	7.2

#### Receiving - Yards

Year	Player	Yds/Gm
2000	Justin McCareins	106.2

#### Kickoff Returns

Year	Player, Pos	Avg/Ret
1984	Ricky Mitchell, TB	22.8
1985	Curt Pardridge, SE	23.0
2002	Randee Drew, CB/WR	26.1
2015	Aregeros Turner, WR	26.2
2016	Aregeros Turner, WR	26.0

#### All-Purpose Yardage

Year	Player, Pos	Yds/Gm
1979	Mike Pinckney, FL	114.4
2000	Justin McCareins, FL	183.1
2002	Michael Turner, RB	190.3
2004	Garrett Wolfe, RB	182.2
2005	Garrett Wolfe, RB	200.4
2006	Garrett Wolfe, RB	167.5

#### Punt Returns

Year	Player, Pos	Avg/Ret
2000	Justin McCareins, FL	19.1
2002	Dan Sheldon, SE	22.7

#### Scoring

Year	Player, Pos	Pts/Gm
2000	Thomas Hammock, TB	10.7
2003	Steve Azar, PK	8.7
2005	Garrett Wolfe, TB	11.3
2006	Garrett Wolfe, TB	8.9
2010	Chad Spann, TB	9.4
2013	Jordan Lynch, QB	10.3

#### Touchdowns

Year	Player, Pos	TDs/Gm
2000	Thomas Hammock, TB	1.78
2004	Garrett Wolfe, TB	1.91
2010	Chad Spann, TB	1.57
2013	Jordan Lynch, QB	1.71

#### Punting

Year	Player	Avg/Punt
1978	Jim Hannula	40.1
1984	Todd Van Keppel	41.8
1985	Mike Kent	41.7

#### Kick Scoring

Year	Player	Pts/Gm
2000	Steve Azar	8.9
2001	Steve Azar	8.3
2002	Steve Azar	7.9
2003	Steve Azar	8.7
2010	Mike Cklamovski	7.6
2011	Mathew Sims	8.9
2013	Mathew Sims	9.3

#### Field Goals

Year	Player	FG/Gm
1983	Vince Scott	1.55
2000	Steve Azar	1.56
2001	Steve Azar	1.82
2002	Steve Azar	1.50
2003	Steve Azar	1.75
2006	Chris Nendick	1.54

#### Field Goal Percentage

Year	Player	Pct	M/A
1999	Kent Baker	.857	12/14
2000	Steve Azar	.933	14/15
2015	Christian Hagan	.778	14/18

#### PAT Kick Percentage

Year	Player	Pct	M/A
1999	Kent Baker	1.000	35/35

#### Quarterback Sacks

Year	Player, Pos	Total
2007	Larry English, DE	10.5

#### Tackles for Loss

Year	Player, Pos	Total
1984	Scott Kellar, DT	20



*Aregeros Turner led the Mid-American Conference in kickoff returns in both 2015 and 2016.*

#### Forced Fumbles

Year	Player, Pos	Total
1998	Benji Peacock, CB	5

#### Interceptions

Year	Player, Pos	Total
1980	Mike Terna, LB	5
1985	Steve Kmiec, FS	6
2001	Vince Thompson, CB	5
2002	Randee Drew, CB	7
2003	Randee Drew, CB	6
2013	Jimmie Ward, S	7
2015	Shawun Lurry, CB	9

#### Passes Defended

Year	Player, Pos	Total
2001	Vince Thompson, CB	17
2003	Randee Drew, CB	21
2015	Shawun Lurry, CB	24

### NIU in the NCAA Record Book

#### Most Rushing Yards by a QB, Game

321 - Jordan Lynch (Nov. 26, 2013, vs. WMU)

#### Most Rushing Yards by a QB, Season

1,920 - Jordan Lynch (2013)

#### Most Rushing Yards by a QB, Season Average

137.1 - Jordan Lynch (2013)

#### Most Rushing Yards by a QB, Career Average

109.1 - Stacey Robinson (1988-90)

#### Most Rushing Yards by Two Players

2nd - 2013: Jordan Lynch (1,920) and Cameron Stingily (1,119)

#### Most Rushes by a Freshman, Game

52 - Michael Turner (Nov. 18, 2000, vs. CMU)

#### Most Yards Gained, Half

287 - Stacey Robinson (Oct. 6, 1990, vs. Fresno St.)

#### Scoring 20 TDs Rushing and Passing, Season

Jordan Lynch (2013 - 23 Rush, 1 Rec., 24 Pass)

#### Most Seasons Gaining 1,500 Yards or More

3 - Garrett Wolfe (2004-06)

#### Most Consecutive Games with 100 Rushing Yards by a QB

11 - Jordan Lynch (2012)

#### Most Games with 100 Rushing Yards by a QB, Season

12 - Jordan Lynch (2012)

#### Earliest Game Reaching 1,000 Rushing Yards

5th - Garrett Wolfe (2006)

#### Most Yards per Rush, Career (min. 800 rushes)

6.4 - Garrett Wolfe (2004-06)

#### Highest Rushing Average, Game

15.54 - vs. EMU (Nov. 26, 2010)

#### Most Defensive Extra Point Attempts

2 - vs. Akron (Nov. 3, 1990 - 2 INT returns)

# NORTHERN ILLINOIS UNIVERSITY FOOTBALL HISTORY

## STATISTICAL CHAMPIONS

### MAC LEADERS - TEAM



Total Offense	
Year	Yds/Gm
2000	427.8
2010	450.0
2012	469.6
2013	519.8

Scoring Offense	
Year	Points/Gm
1983	26.7
2000	37.2
2010	38.0
2012	38.6
2013	39.6

Rushing Offense	
Year	Yds/Gm
1982	201.7
1985	183.7
2004	232.2
2010	260.4
2012	238.2
2013	297.2
2016	239.8

Passing Efficiency	
Year	Efficiency Rating
2010	149.2

First Downs	
Year	Number
2010	303
2011	333
2013	365

Third Down Conversions	
Year	Pct.
2010	50.6

Fourth Down Conversions	
Year	Pct.
2011	78.6
2012	74.1
2013	66.7

Red Zone Offense	
Year	Pct.
2003	98.0
2004	87.2

Total Defense	
Year	Yds/Gm
2008	298.5

Scoring Defense	
Year	Points/Gm
2008	18.0
2010	18.9

Rushing Defense	
Year	Yds/Gm
2002	131.8

Passing Defense	
Year	Yds/Gm
1977	88.5
1981	102.3
2008	161.1

Passing Efficiency Defense	
Year	Efficiency Rating
2012	108.5

Red Zone Defense	
Year	Pct.
2016	75.5

Interceptions	
Year	Number
2013	19
2015	22

Quarterback Sacks		
Year	Total	Avg.
2014	32	2.29

Tackles For Loss	
Year	Avg./Gm
2012	7.4

Opponent First Downs	
Year	Number
2008	215

Fewest Sacks Allowed	
Year	Avg.
2016	0.67

Fourth Down Conversions	
Year	Pct.
2008	36.4

Net Punting	
Year	Avg.
2014	40.1

Punt Returns	
Year	Avg./Gm
2000	16.2
2002	20.2

Kickoff Returns	
Year	Avg./Gm
1997	24.1
2016	23.1

Turnover Margin		
Year	No.	Avg./Gm
2014	+12	+0.86

Field Goal Percentage	
Year	Yds/Gm
2015	.778

### BIG WEST LEADERS



Rushing		
Year	Player, Pos	Yds/Gm
1993	LeShon Johnson	179.6
1995	Charles Talley	140.0

All-Purpose Yardage		
Year	Player, Pos	Yds/Gm
1993	LeShon Johnson	189.3

Team Rushing Offense	
Year	Yds/Gm
1993	210.1
1994	228.7
1995	227.0

### NCAA LEADERS



#### INDIVIDUALS

Total Offense		
Year	Player, Pos	Yds
*1950	Bob Heimerdinger, QB	*1,782
*1951	Bob Heimerdinger, QB	*1,775
*1962	George Bork, QB	*2,398
*1963	George Bork, QB	*2,945
*1965	Ron Christian, QB	*2,307

Receiving			
Year	Player, Pos	Rec	Yds
*1952	Jim McKinzie, E	44	703
*1962	Hugh Rohrschneider, E	76	795
*1963	Hugh Rohrschneider, E	75	1,036
1978	Dave Petzke, SE	91	1,215

Passing			
Year	Player	Yds	TD
*1962	George Bork	2,506	22
*1963	George Bork	3,077	32

Rushing			
Year	Player, Pos	Yds	TD
1973	Mark Kellar, FB	1,719	16
1993	LeShon Johnson, TB	1,976	12
2006	Garrett Wolfe, TB	1,928	18

Punt Returns		
Year	Player, Pos	Avg
2002	Dan Sheldon, WR	22.7

All-Purpose Yardage		
Year	Player, Pos	Yds
1993	LeShon Johnson, TB	2,082
2006	Garrett Wolfe, TB	2,177

Scoring			
Year	Player, Pos	Pts	TD
1990	Stacey Robinson, QB	120	19

Interceptions		
Year	Player, Pos	Total
2015	Shawun Lurry, CB	9

Team Passing	
Year	Yds/Gm
*1950	187.0
*1962	285.6
*1963	349.3

Team Rushing	
Year	Yds/Gm
1990	344.6

Team Punt Returns	
Year	Avg./Ret
2002	20.2'

\* College Division



## TELEVISION APPEARANCES

Year	Date	Network (Broadcast)	Result
1965	Nov. 6	WREX (Rockford)	NIU 48, Illinois St. 6
1983	Dec. 17	ESPN/Mizlou (N) California Bowl (Fresno, Calif.)	NIU 20, Cal St.-Fullerton 13
1984	Sept. 1	WLS (Chicago)	NIU 40, West Texas St. 33
	Oct. 13	SportsTime (R)	NIU 10, Eastern Michigan 10
	Oct. 20	SportsTime (R)	Bowling Green 28, NIU 6
1985	Sept. 7	SportsVision (R)	NIU 17, Western Michigan 0
	Sept. 14	SportsVision (R)	Wisconsin 38, NIU 17
	Oct. 19	SportsVision (R)	NIU 16, Toledo 3
	Nov. 9	SportsVision (R)/ Pro-Am (D)	NIU 3, Eastern Michigan 0
	Nov. 23	SportsVision (R)/ Pro-Am (D)	Central Michigan 30, NIU 21
1986	Aug. 30	SportsVision (R)	Ball State 20, NIU 10
	Sept. 13	SportsVision (R-D)	Wisconsin 35, NIU 20
	Sept. 20	SportsVision (R-D)	Iowa 57, NIU 3
	Oct. 25	SportsVision (R-D)	Miami (Ohio) 20, NIU 6
	Nov. 8	SportsVision (R-D)	NIU 21, Eastern Michigan 14
1987	Sept. 12	SportsVision (R)	Lamar 39, NIU 35
	Oct. 10	SportsVision (R)/ Buckeye Cablevision (L)	NIU 41, Toledo 5
	Nov. 7	SportsVision (R-D)	NIU 29, Western Illinois 14
	Nov. 14	SportsVision (R-D)	Akron 27, NIU 21
	Nov. 28	ESPN (N)	NIU 34, UNLV 31
1988	Sept. 3	SportsVision (R-D)	NIU 7, Akron 6
	Sept. 17	SportsVision (R-D)	NIU 19, Wisconsin 17
	Nov. 5	SportsVision (R-D)	NIU 16, Western Illinois 6
1989	Oct. 7	SportsChannel (R)	NIU 29, Southern Illinois 24
	Oct. 21	SportsChannel (R)	NIU 42, UNLV 24
1990	Sept. 29	ESPN (N)	Northwestern 24, NIU 7
	Oct. 6	KMPH (Fresno-Visalia)	NIU 73, Fresno State 18
1991	Oct. 12	SportsChannel (R)	Western Michigan 22, NIU 10
	Oct. 19	SportsChannel (R-D)	Florida 41, NIU 10
	Nov. 2	SportsChannel (R)	UL-Lafayette 13, NIU 12
1992	Sept. 12	SportsChannel (R-D)	NIU 26, Illinois State 19
	Oct. 10	SportsChannel (N)	NIU 23, Southern Miss 10
	Nov. 21	SportsChannel (R)	Toledo 25, NIU 8
1994	Oct. 1	SportsChannel (R-D)	Nevada 35, NIU 31
1995	Sept. 9	SportsChannel (R-D)	Louisville 34, NIU 21
	Oct. 7	SportsChannel (R)	NIU 62, UNLV 14
	Oct. 28	SportsChannel (R)	Cincinnati 55, NIU 19
	Nov. 4	SportsChannel (R-D)	Florida 58, NIU 20
1996	Oct. 5	SportsChannel (R)	North Texas 24, NIU 21
	Oct. 19	SportsChannel (R)	Louisville 27, NIU 3
	Oct. 26	SportsChannel (R)	Akron 34, NIU 17
1997	Aug. 28	SportsChannel (R-D)	Central Michigan 44, NIU 10
	Oct. 25	SportsChannel (R)	Ball State 21, NIU 14
1998	Sept. 12	Fox Sports Net/ Big 12 Network (R)	Kansas State 73, NIU 7
	Oct. 17	Fox Sports Net (R)	NIU 16, Central Michigan 6
	Oct. 31	Fox Sports Net (R)	Toledo 16, NIU 3
1999	Sept. 11	WJYS (Chicago)	Vanderbilt 34, NIU 31
	Sept. 18	ESPN Regional (R)	Iowa 24, NIU 0
	Oct. 23	Fox Sports Net (R)	NIU 50, Kent State 7
	Oct. 30	Fox Sports Net (R)	Marshall 41, NIU 9
2000	Oct. 21	Fox Sports Net (R)	Western Michigan 52, NIU 22
	Oct. 28	ESPN Plus (R)	NIU 73, Buffalo 10
2001	Sept. 8	ESPN Regional (R)	Illinois 17, NIU 12
	Oct. 6	ESPN GamePlan (N)	Marshall 37, NIU 15
	Oct. 20	Fox Sports Net (R)	NIU 20 Western Michigan 12
	Nov. 3	Fox Sports Net (R)	NIU 40, Eastern Michigan 17
2002	Aug. 29	Fox Sports Net (R)	NIU 42, Wake Forest 41 (OT)
	Sept. 14	ESPN Regional (R)	Wisconsin 24, NIU 21
	Nov. 9	Fox Sports Net/ Sunshine Network (R)	NIU 26, Bowling Green 17
	Nov. 23	Fox Sports Net (R)	Toledo 33, NIU 30

Year	Date	Network (Broadcast)	Result
2003	Aug. 28	Fox Sports Net (N)	NIU 20, Maryland 13 (OT)
	Sept. 20	ESPN GamePlan (N)	NIU 19, Alabama 16
	Oct. 4	ESPN GamePlan (N)	NIU 30, Ohio 23 (OT)
	Oct. 25	ESPN2 (N)	Bowling Green 34, NIU 18
	Nov. 1	FSN Chicago (R)	NIU 48, Ball State 23
	Nov. 15	Fox Sports Net (R)	Toledo 49, NIU 30
2004	Sept. 11	Fox Sports Net (R)	NIU 23, Southern Illinois 22
	Sept. 18	Fox Sports Net (R)	Iowa State 48, NIU 41
	Sept. 24	ESPN2 (N)	NIU 34, Bowling Green 17
	Oct. 2	CSN Chicago (R)	NIU 49, Akron 19
	Oct. 16	CSN Chicago (R)	NIU 42, Central Michigan 10
	Oct. 23	CSN Chicago (R)	NIU 59, Western Michigan 38
	Oct. 30	CSN Chicago (R)	NIU 38, Ball State 31 (OT)
	Nov. 9	ESPN2 (N)	Toledo 31, NIU 17
	Nov. 20	CSN Chicago (R)	NIU 34, Eastern Michigan 16
	Dec. 30	ESPN2 (N)	NIU 34, Troy 21
		<b>Silicon Valley Classic (San Jose, Calif.)</b>	
2005	Sept. 3	ABC (R)	Michigan 33, NIU 17
	Sept. 10	ESPN Classic (N)	Northwestern 38, NIU 37
	Sept. 17	CSN Chicago (R)	NIU 42, Tennessee Tech 3
	Oct. 5	ESPN2 (N)	NIU 38, Miami (Ohio) 27
	Oct. 15	CSN Chicago (R)	NIU 24, Eastern Michigan 8
	Oct. 29	CSN Chicago (R)	Ball State 31, NIU 17
	Nov. 16	ESPN2 (N)	NIU 35, Toledo 17
	Nov. 23	ESPN2 (N)	NIU 42, Western Michigan 7
	Dec. 1	ESPN (N)	Akron 31, NIU 30
		<b>MAC Championship (Detroit, Mich.)</b>	
2006	Sept. 2	ABC (R)	Ohio State 35, NIU 12
	Sept. 9	CSN Chicago (R)	Ohio 35, NIU 23
	Sept. 16	CSN Chicago (R)	NIU 31, Buffalo 13
	Sept. 23	CSN Chicago (R)	NIU 48, Indiana State 14
	Sept. 30	CSN Chicago (R)	NIU 40, Ball State 28
	Oct. 8	ESPN (N)	NIU 28, Miami (Ohio) 25
	Oct. 14	ESPN Plus (R)	Western Michigan 16, NIU 14
	Oct. 21	CSN Chicago (R)	NIU 43, Temple 21
	Oct. 28	ESPNU (N)	Iowa 24, NIU 14
	Nov. 7	ESPN2 (N)	Toledo 17, NIU 13
	Nov. 17	ESPNU (N)	NIU 31, Central Michigan 10
	Nov. 24	CSN Chicago (R)	NIU 27, Eastern Michigan 0
	Dec. 19	ESPN (N)	TCU 37, NIU 7
		<b>Poinsettia Bowl (San Diego, Calif.)</b>	
2007	Sept. 1	ESPNU (N)	Iowa 16, NIU 3 (Chicago)
	Sept. 8	CSN Chicago (R)	Southern Illinois 34, NIU 31
	Sept. 15	ESPN Regional (R)	Eastern Michigan 21, NIU 19
	Sept. 22	ESPN GamePlan (N)	NIU 42, Idaho 35
	Sept. 29	ESPN Regional (R)	Central Michigan 35, NIU 10
	Oct. 13	CSN Chicago (R)	Western Michigan 17, NIU 13
	Oct. 20	Big Ten Network (N)	Wisconsin 44, NIU 3
	Nov. 10	CSN Chicago (R)	NIU 27, Kent State 20
	Nov. 17	CSTV (N)	Navy 35, NIU 24
	Nov. 24	CSN Chicago (R)	Ball State 27, NIU 21
2008	Aug. 30	Big Ten Network (R)	Minnesota 31, NIU 27
	Sept. 20	CSN Chicago (R)	NIU 48, Indiana State 3
	Sept. 27	ESPN Plus (R)	NIU 37, Eastern Michigan 0
	Oct. 4	ESPN GamePlan (N)	Tennessee 13, NIU 9
	Oct. 11	CSN Chicago (R)	NIU 17, Miami (Ohio) 13
	Oct. 18	CSN Chicago (R)	NIU 38, Toledo 7
	Oct. 25	CSN Chicago (R)	NIU 16, Bowling Green 13
	Nov. 5	ESPN2 (N)	Ball State 45, NIU 14
	Nov. 12	ESPN2 (N)	Central Michigan 33, NIU 30 (OT)
	Nov. 25	ESPN Classic (N)	Navy 16, NIU 0
	Dec. 28	ESPN (N)	Louisiana Tech 17, NIU 10
		<b>Independence Bowl (Shreveport, La.)</b>	

## TELEVISION APPEARANCES

Year	Date	Network (Broadcast)	Result
2009	Sept. 5	Big Ten Network (R)	Wisconsin 28, NIU 20
	Sept. 12	CSN Chicago (R)	NIU 41, Western Illinois 7
	Sept. 19	Big Ten Network (R)	NIU 28, Purdue 21
	Sept. 26	CSN Chicago (R)	Idaho 34, NIU 31
	Oct. 3	CSN Chicago (R)	NIU 38, Western Michigan 3
	Oct. 31	ESPN Plus (R)	NIU 27, Akron 10
	Nov. 5	ESPNU (N)	NIU 50 Eastern Michigan 6
	Nov. 12	ESPNU (N)	NIU 26, Ball State 20
2010	Jan. 2	ESPN2 (N)	South Florida 27, NIU 3
		<b>International Bowl (Toronto, Canada)</b>	
	Sept. 2	Fox Sports Net/ CSN Chicago (R)	Iowa State 27, NIU 10
	Sept. 18	Big Ten Network (R)	Illinois 28, NIU 22
	Sept. 25	Big Ten Network (R)	NIU 34, Minnesota 23
	Oct. 9	ESPN Plus (R)	NIU 31, Temple 17
	Oct. 23	CSN Chicago (R)	NIU 33, Central Michigan 7
	Oct. 30	ESPN Plus (R)	NIU 28, Western Michigan 21
	Nov. 9	ESPN2 (N)	NIU 65, Toledo 30
	Dec. 3	ESPN2 (N)	Miami (Ohio) 26, NIU 21
2011	Dec. 18	<b>MAC Championship (Detroit, Mich.)</b>	
		ESPN (N)	NIU 40, Fresno State 17
		<b>Humanitarian Bowl (Boise, Idaho)</b>	
	Sept. 10	Fox College Sports (R)	Kansas 45, NIU 42
	Oct. 15	CSN Chicago (R)	NIU 51, Western Michigan 22
	Oct. 22	ESPN Plus (R)	NIU 31, Buffalo 30
	Nov. 1	ESPN2 (N)	NIU 63, Toledo 60
	Nov. 8	ESPN2 (N)	NIU 45, Bowling Green 14
	Nov. 15	ESPNU (N)	NIU 41, Ball State 38
	Nov. 25	ESPNU (N)	NIU 18, Eastern Michigan 12
2012	Dec. 2	ESPN2 (N)	NIU 23, Ohio 20
		<b>MAC Championship (Detroit, Mich.)</b>	
	Jan. 8	ESPN (N)	NIU 38, Arkansas State 20
		<b>GoDaddy.com Bowl (Mobile, Ala.)</b>	
	Sept. 1	ESPNU (N)	Iowa 18, NIU 17 (Chicago)
	Sept. 15	CBS Sports Network (N)	NIU 41, Army 40
	Oct. 13	CSN Chicago (R)	NIU 45, Buffalo 3
	Oct. 20	ESPN Plus (R)	NIU 37, Akron 7
	Oct. 27	ESPN Plus (R)	NIU 48, Western Michigan 34
	Nov. 14	ESPN2 (N)	NIU 31, Toledo 24
	Nov. 30	ESPN2 (N)	NIU 44, Kent State 37 (2OT)
		<b>MAC Championship (Detroit, Mich.)</b>	
	Jan. 1	ESPN (N)	Florida State 31, NIU 10
		<b>Orange Bowl (Miami, Fla.)</b>	

Year	Date	Network (Broadcast)	Result
2013	Aug. 31	Big Ten Network (R)	NIU 30, Iowa 27
	Sept. 28	ESPN2 (N)	NIU 55, Purdue 24
	Oct. 5	TWC SportsChannel (R)	NIU 38, Kent State 24
	Oct. 26	CSN Chicago (R)	NIU 59, Eastern Michigan 20
	Nov. 2	ESPN Plus (R)	NIU 63, Massachusetts 19
	Nov. 13	ESPN2 (N)	NIU 48, Ball State 27
	Nov. 20	ESPN2 (N)	NIU 35, Toledo 17
	Nov. 26	ESPN2 (N)	NIU 33, Western Michigan 14
	Dec. 6	ESPN2 (N)	Bowling Green 47, NIU 27
		<b>MAC Championship (Detroit, Mich.)</b>	
2014	Dec. 26	ESPN (N)	Utah State 21, NIU 14
		<b>Poinsettia Bowl (San Diego, Calif.)</b>	
	Sept. 6	Big Ten Network (R)	NIU 23, Northwestern 15
	Sept. 13	MW Network/CI (R)	NIU 48, UNLV 34
	Sept. 20	ESPNU (N)	Arkansas 52, NIU 14
	Nov. 5	ESPN2 (N)	NIU 35, Ball State 21
	Nov. 11	ESPN2 (N)	NIU 27, Toledo 24
	Nov. 18	ESPNU (N)	NIU 21, Ohio 14
	Nov. 28	ESPNU (N)	NIU 31, Western Michigan 21
	Dec. 5	ESPN2 (N)	NIU 51, Bowling Green 17
2015	Dec. 23	<b>MAC Championship (Detroit, Mich.)</b>	
		ESPN (N)	Marshall 52, NIU 23
		<b>Boca Raton Bowl (Boca Raton, Fla.)</b>	
	Sept. 5	CBSSN (N)	NIU 38, UNLV 30
	Sept. 19	ABC (N)	Ohio State 20, NIU 13
	Nov. 3	ESPN2 (N)	NIU 32, Toledo 27
	Nov. 11	ESPNU (N)	NIU 41, Buffalo 30
	Nov. 18	ESPN2 (N)	NIU 27, Western Michigan 19
	Nov. 24	ESPNU (N)	Ohio 26, NIU 21
	Dec. 4	ESPN2 (N)	Bowling Green 34, NIU 14
2016	Dec. 23	<b>MAC Championship (Detroit, Mich.)</b>	
		ESPN (N)	Boise State 55, NIU 7
		<b>Poinsettia Bowl (San Diego, Calif.)</b>	
	Sept. 3	CBSSN (N)	Wyoming 40, NIU 34 (3OT)
	Sept. 10	CBSSN (N)	South Florida 48, NIU 17
	Sept. 17	CBSSN (N)	San Diego State 42, NIU 28
	Oct. 1	ASN (R)	NIU 31, Ball State 24
	Oct. 8	CBSSN (N)	Western Michigan 45, NIU 30
	Nov. 1	ESPNU (N)	NIU 45, Bowling Green 20
	Nov. 9	ESPN2 (N)	Toledo 31, NIU 24
	Nov. 16	ESPNU (N)	NIU 31, Eastern Michigan 24 (OT)
	Nov. 25	CBSSN (N)	NIU 31, Kent State 21

KEY: N=National broadcast; R=Regional; L=Local; D=Tappe delayed

### NIU in TV Games

Record: 106-83-1 (.561)

#### RECORD BY NETWORK - NATIONAL

ABC	0-3
ESPN	5-8
ESPN2	20-10
ESPNU	10-5
ESPN Classic	0-2
ESPN GamePlan	3-2
Fox Sports Net*	8-8
Fox College Sports	0-1
CBS Sports Network/CSTV	3-5

\*Defunct Network

#### RECORD BY NETWORK - REGIONAL

American Sports Network*	1-0
CSN Chicago	23-7
FSN Chicago*	1-0
Big Ten Network	4-4
ESPN Regional/ESPN Plus	9-6
Mountain West Network/Campus Insiders	1-0
TWC SportsChannel	1-0
SportsVision*	9-8
SportsChannel*	5-13
SportsTime*	0-1-1

# NORTHERN ILLINOIS UNIVERSITY FOOTBALL HISTORY

## ALL-TIME SERIES RECORDS

Opponent	G	W	L	T	Pct.	First-Last Mtg.	Opponent	G	W	L	T	Pct.	First-Last Mtg.
Adams State	1	0	1	0	.000	1962 - 1962	Minnesota	3	1	2	0	.333	1988 - 2010
Akron	14	9	5	0	.643	1966 - 2013	Mississippi	1	0	1	0	.000	1993 - 1993
Alabama	1	1	0	0	1.000	2003 - 2003	Montana	1	0	1	0	.000	1970 - 1970
American Coll. of PE	1	1	0	0	1.000	1926 - 1926	Mt. Morris	11	8	2	1	.773	1914 - 1929
Arkansas	2	0	2	0	.000	1994 - 2014	Murray State	2	2	0	0	1.000	1990 - 2015
Arkansas State	8	7	1	0	.875	1990 - 2011	Navy	1	0	2	0	.000	2007 - 2008
Army	3	2	1	0	.667	1992 - 2012	Nebraska	2	0	2	0	.000	1989 - 1990
Auburn	1	0	1	0	.000	2000 - 2000	Nebraska-Omaha	14	8	6	0	.571	1949 - 1965
Aurora	3	2	0	1	.833	1913 - 1914	Nebraska-Peru	1	1	0	0	1.000	1951 - 1951
Ball State	44	22	20	2	.523	1941 - 2016	Nevada	2	1	1	0	.500	1993 - 1994
Beloit College	11	3	8	0	.272	1906 - 1958	New Mexico State	3	1	2	0	.333	1968 - 1994
Belvidere Business Col.	3	3	0	0	1.000	1903 - 1906	North Carolina State	1	0	1	0	.000	1997 - 1997
Boise State	1	0	1	0	.000	2015 - 2015	North Central College	17	11	4	2	.706	1901 - 1960
Boston College	2	0	2	0	.000	1971 - 2015	North Dakota	2	1	1	0	.500	1965 - 2010
Bowling Green	21	9	12	0	.429	1967 - 2016	North Dakota State	2	0	2	0	.000	1968 - 1969
Bradley	7	4	3	0	.571	1921 - 1967	North Texas	1	0	1	0	.000	1996 - 1996
Buffalo	11	10	1	0	.909	1968 - 2016	Northeast Louisiana	2	0	2	0	.000	1938 - 1978
Butler	2	2	0	0	1.000	1966 - 1967	Northeast Missouri St.	4	3	1	0	.750	1961 - 1965
Cal Poly	1	1	0	0	1.000	2011 - 2011	Northern Arizona	1	0	1	0	.000	1968 - 1968
Cal State-Fullerton	3	2	1	0	.667	1983 - 1989	Northern Iowa	3	1	2	0	.333	1927 - 1964
Central Florida	3	2	1	0	.667	1998 - 2004	Northwest Missouri St.	1	1	0	0	1.000	1961 - 1961
Central Michigan	52	23	28	1	.452	1939 - 2016	Northwestern	8	1	6	1	.188	1975 - 2014
Chicago City College	1	1	0	0	1.000	1935 - 1935	Ohio	21	11	10	0	.524	1968 - 2015
Chicago Teachers	1	1	0	0	1.000	1916 - 1916	Ohio State	2	0	2	0	.000	2006 - 2015
Chicago YMCA	2	0	2	0	.000	1925 - 1927	Oklahoma State	1	0	1	0	.000	1994 - 1994
Cincinnati	2	1	1	0	.500	1989 - 1995	Oregon State	1	0	1	0	.000	1996 - 1996
Concordia	2	2	0	0	1.000	1943 - 1944	Pacific	2	1	1	0	.500	1993 - 1994
Cornell (IA)	1	0	1	0	.000	1920 - 1920	Penn State	1	0	1	0	.000	1996 - 1996
Crane J. C.	3	3	0	0	1.000	1926 - 1932	Presbyterian	1	1	0	0	1.000	2014 - 2014
Dayton	2	0	2	0	.000	1969 - 1970	Purdue	2	2	0	0	1.000	2009 - 2013
DePaul	1	0	1	0	.000	1924 - 1924	St. Ambrose	2	0	2	0	.000	1947 - 1948
Dixon	5	3	2	0	.600	1909 - 1912	St. Bede's	2	1	0	1	.750	1925 - 1926
Dubuque	4	1	2	1	.375	1908 - 1939	St. Joseph's	1	1	0	0	1.000	1924 - 1924
East Carolina	1	0	1	0	.000	1990 - 1990	St. Viator's	7	3	4	0	.429	1915 - 1936
East Tennessee St.	1	1	0	0	1.000	1979 - 1979	Sam Houston St.	1	1	0	0	1.000	2001 - 2001
Eastern Illinois	37	26	10	1	.716	1902 - 2013	San Diego State	5	0	5	0	.000	1967 - 2016
Eastern Kentucky	2	0	2	0	.000	1940 - 1948	San Jose State	1	1	0	0	1.000	1995 - 1995
Eastern Michigan	47	31	14	2	.681	1927 - 2016	Shurtleff	2	0	2	0	.000	1929 - 1930
Elmhurst College	17	16	0	1	.971	1921 - 1946	South Florida	4	1	3	0	.250	2001 - 2016
Eureka College	6	3	3	0	.500	1923 - 1935	Southern Illinois	43	28	14	1	.679	1931 - 2007
Evansville	2	0	2	0	.000	1946 - 1947	Southern Mississippi	2	1	1	0	.500	1992 - 1995
Florida	2	0	2	0	.000	1991 - 1995	Southwest Missouri St.	3	3	0	0	1.000	1963 - 1988
Florida State	1	0	1	0	.000	2012 - 2012	Sterling Business Col.	3	2	1	0	.667	1904 - 1909
Fresno State	5	3	2	0	.600	1972 - 2010	TCU	1	0	1	0	.000	2006 - 2006
Gary J. C.	1	0	1	0	.000	1933 - 1933	Temple	4	3	1	0	.750	1989 - 2010
German Pres. Sem.	1	0	1	0	.000	1909 - 1909	Tennessee	1	0	1	0	.000	2008 - 2008
Hillsdale College	4	4	0	0	1.000	1959 - 1967	Tennessee-Martin	1	1	0	0	1.000	2012 - 2012
Idaho	7	4	3	0	.571	1969 - 2013	Tennessee Tech	2	2	0	0	1.000	2003 - 2005
Illinois	4	0	4	0	.000	1992 - 2010	Texas-El Paso	1	0	1	0	.000	1996 - 1996
Illinois College	2	2	0	0	1.000	1930 - 1931	Toledo	44	14	30	0	.318	1967 - 2016
Illinois State	56	25	22	9	.527	1906 - 2000	Troy	1	1	0	0	1.000	2004 - 2004
Illinois Wesleyan	7	2	4	1	.357	1934 - 1949	UNLV	5	5	0	0	1.000	1987 - 2015
Indiana	1	0	1	0	.000	1993 - 1993	Utah State	2	0	2	0	.000	1995 - 2013
Indiana State	10	5	5	0	.500	1926 - 2008	Valparaiso	3	2	1	0	.667	1927 - 1929
Iowa	9	1	8	0	.111	1985 - 2013	Vanderbilt	3	0	3	0	.000	1994 - 1999
Iowa State	4	1	3	0	.250	1993 - 2010	Wake Forest	2	1	1	0	.500	2001 - 2002
Kansas	3	2	1	0	.667	1983 - 2012	Washburn	2	2	0	0	1.000	1948 - 1949
Kansas State	6	2	4	0	.333	1989 - 1998	West Texas State	7	4	3	0	.571	1967 - 1984
Kent State	27	20	7	0	.741	1949 - 2016	West Virginia	1	0	1	0	.000	1986 - 1986
Lamar	1	0	1	0	.000	1987 - 1987	Western Illinois	40	21	18	1	.538	1903 - 2016
LaSalle-Peru J. C.	1	1	0	0	1.000	1929 - 1929	Western Kentucky	1	0	1	0	.000	1969 - 1969
Lewis	3	1	2	0	.333	1916 - 1953	Western Michigan	42	18	24	0	.429	1950 - 2016
Liberty	1	1	0	0	1.000	1992 - 1992	Wheaton College	41	28	10	3	.720	1912 - 1961
Lombard	1	0	1	0	.000	1923 - 1923	Wichita State	2	1	1	0	.500	1976 - 1980
Long Beach State	9	4	5	0	.444	1971 - 1981	Wilson J. C.	1	1	0	0	1.000	1943 - 1943
Louisiana-Lafayette	9	3	6	0	.333	1988 - 1996	Winona State	2	2	0	0	1.000	1962 - 1963
Louisiana Tech	7	1	6	0	.143	1989 - 2008	Wisconsin	13	1	12	0	.077	1971 - 2011
Louisville	3	0	3	0	.000	1977 - 1996	Wisconsin-La Crosse	2	2	0	0	1.000	1960 - 1962
Mankato State	1	1	0	0	1.000	1938 - 1938	Wisconsin-Milwaukee	10	4	4	2	.500	1921 - 1966
Marshall	8	4	4	0	.500	1969 - 2014	Wisconsin-Oshkosh	2	2	0	0	1.000	1940 - 1941
Maryland	3	1	2	0	.333	1996 - 2004	Wisconsin-Platteville	9	6	2	1	.722	1903 - 1933
Massachusetts	2	2	0	0	1.000	2012 - 2013	Wisconsin-Stevens Point	5	4	0	1	.900	1936 - 1948
McNeese State	1	0	1	0	.000	1974 - 1974	Wisconsin-Whitewater	19	12	6	1	.658	1901 - 1965
Miami (FL)	1	0	1	0	.000	1986 - 1986	Wyoming	1	0	1	0	.000	2016 - 2016
Miami (OH)	17	9	8	0	.529	1970 - 2015	Xavier (OH)	5	3	2	0	.600	1968 - 1973
Michigan	1	0	1	0	.000	2005 - 2005							
Middle Tennessee St.	2	1	1	0	.500	1988 - 1992	Collegiate Games	1,026	533	459	34	.536	1901 - 2016
Millikin	5	2	3	0	.400	1921 - 1947	Non-Collegiate Games	79	38	24	17	.589	1899 - 1949
Milton	2	2	0	0	1.000	1924 - 1925	OVERALL	1,105	571	483	51	.540	1899 - 2016



# NORTHERN ILLINOIS UNIVERSITY FOOTBALL HISTORY

## SERIES SCORES VS. MAC & 2017 OPPONENTS

### BOSTON COLLEGE (0-2)

in Chestnut Hill: BC leads 2-0

1971	BC	20-10	A
2016	BC	17-14	A

### SAN DIEGO STATE (0-5)

in DeKalb: SDSU leads 3-0

in San Diego: SDSU leads 2-0

1967	SDSU	47-6	H
1968	SDSU	40-21	A
1970	SDSU	35-3	H
1971	SDSU	30-10	A
2016	SDSU	42-28	H

### NEBRASKA (0-2)

in Lincoln: Nebraska leads 2-0

1989	NEB	48-17	A
1990	NEB	60-14	A

### EASTERN ILLINOIS (26-10-1)

at Charleston: Series tied 1-1

in DeKalb: NIU leads 25-9-1

1902	NIU	10-0	H
1903	EIU	0-29	A
1933	NIU#	12-6	H
1934	NIU#	18-12	A
1935	NIU#	49-0	H
1937	NIU#	24-6	A
1938	NIU#	7-0	H
1939	NIU#	22-6	A
1940	EIU#	0-12	H
1941	NIU#	19-0	A
1942	NIU#	1-0%	H
1944	NIU#	25-6	H
1945	EIU#	14-19	A
1946	NIU#	26-0	H
1947	NIU#	25-6	H
1948	EIU#	6-15	A
1949	NIU#	40-14	H
1950	EIU#	13-34	A
1951	NIU#	21-7	A
1952	EIU#	0-7	H
1953	NIU#	19-6	A
1954	EIU#	9-28	H
1955	EIU#	0-14	A
1956	EIU#	6-13	H
1957	NIU#	27-20	A
1958	NIU#	24-12	H
1959	NIU#	38-6	A
1960	NIU#	28-20	H
1961	TIE#	20-20	A
1962	NIU#	21-0	H
1963	NIU#	43-0	A
1964	NIU#	35-14	H
1965	NIU#	20-11	A
1990	NIU	28-17	H
1994	NIU	49-17	H
1998	EIU	10-24	H
2013	NIU	43-39	H

### AKRON (9-5)

in Akron: NIU leads 4-2

in DeKalb: NIU leads 5-2

at Neutral Site: Akron leads 1-0

1966	NIU	31-18	H
1987	AKRON	27-21	H
1988	NIU	7-6	H
1990	NIU	31-28	A
1991	AKRON	17-7	A
1996	AKRON	34-17	H
2000 #	NIU	52-35	A
2004 #	NIU	49-19	H
2005 #	AKRON	48-42 OT	A
2005 *	AKRON	31-30	N
2009 #	NIU	27-10	H
2010 #	NIU	50-14	A
2012 #	NIU	37-7	A
2013 #	NIU	27-20	H

### BALL STATE (22-20-2)

in Muncie: NIU leads 12-9

in DeKalb: BSU leads 11-10-2

1941	TIE	6-6	H
1942	BSU	14-0	A
1966	NIU	38-24	A
1967	NIU	28-14	H
1968	NIU	40-20	A
1969	NIU	17-13	H
1970	NIU	31-14	A
1971	TIE	10-10	H
1973	NIU	45-17	H
1974	BSU	31-21	A
1975 #	BSU	3-0	H
1976 #	BSU	33-7	H
1977 #	BSU	31-6	A
1978 #	BSU	31-13	H
1979 #	BSU	42-0	A
1980 #	BSU	18-17	H
1981 #	BSU	23-0	A
1982 #	BSU	14-7	H
1983 #	NIU	27-14	A
1984 #	BSU	15-14	H
1985 #	BSU	29-0	A
1986	BSU	20-10	H
1987	BSU	42-17	A
1988	BSU	18-17	H
1997 #	BSU	21-14	H
1998 #	BSU	18-13	A
1999 #	NIU	37-17	H
2000 #	NIU	43-14	A
2001 #	NIU	33-29	H
2002 #	NIU	41-29	A
2003 #	NIU	48-23	H
2004 #	NIU	38-31 OT	A
2005 #	BSU	31-17	H
2006 #	NIU	40-28	A
2007 #	BSU	27-21	H
2008 #	BSU	45-14	A
2009 #	NIU	26-20	H
2010 #	NIU	59-21	A
2011 #	NIU	41-38	H
2012 #	NIU	35-23	A
2013 #	NIU	48-27	H
2014 #	NIU	35-21	A
2015 #	NIU	59-41	H
2016 #	NIU	31-24	A

### BOWLING GREEN (9-12)

in Bowling Green: BGSU leads 7-2

in DeKalb: NIU leads 6-3

at Neutral Site: BGSU leads 2-1

1967	BGSU	17-1	A
1968	NIU	7-6	H
1969	BGSU	38-23	A
1973	BGSU	21-20	A
1981 #	BGSU	17-10	H
1982 #	BGSU	20-18	A
1983 #	NIU	24-23	H
1984 #	BGSU	28-6	A
1985 #	BGSU	34-14	H
1986	NIU	16-8	A
1997 #	BGSU	35-10	A
1998 #	BGSU	34-23	H
2002 #	NIU	26-17	H
2003 #	BGSU	34-18	A
2004 #	NIU	34-17	H
2008 #	NIU	16-13	H
2011 #	NIU	45-14	A
2013 *	BGSU	47-27	N
2014 *	NIU	51-17	N
2015 *	BGSU	34-14	N
2016 #	NIU	45-20	H

### BUFFALO (10-1)

in Buffalo: NIU leads 4-0

in DeKalb: NIU leads 6-1

1968	UB	20-7	H
1970	NIU	43-26	H
1999	NIU	45-21	A
2000	NIU	73-10	H
2003	NIU	40-9	A
2006 #	NIU	31-13	H
2010 #	NIU	45-14	H
2011 #	NIU	31-30	A
2012 #	NIU	45-3	H
2015 #	NIU	41-30	A
2016 #	NIU	44-7	H

### CENTRAL MICHIGAN (23-28-1)

in Mt. Pleasant: CMU leads 17-9

in DeKalb: NIU leads 14-11-1

1939	CMU	6-0	A
1940	NIU	9-6	H
1946	CMU	58-7	A
1947	TIE	6-6	H
1950	CMU	26-14	H
1951	NIU	26-13	A
1952	CMU	56-7	H
1953	CMU	46-0	A
1954	CMU	46-7	H
1955	CMU	61-0	A
1956	CMU	41-0	H
1957	CMU	52-13	A
1958	CMU	33-23	H
1959	CMU	29-7	A
1960	NIU	36-15	H
1961	NIU	11-0	A
1962	CMU	35-27	H
1963	NIU	27-22	A
1964	NIU	19-14	H
1965	NIU	19-14	A
1966	NIU	20-13	H
1975 #	CMU	69-7	A
1976 #	CMU	31-9	H
1977 #	CMU	25-21	H
1978 #	CMU	34-7	A

1979 #	CMU	31-11	A
1980 #	NIU	21-0	H
1981 #	CMU	17-10	A
1982 #	NIU	19-13	H
1983 #	CMU	30-14	A
1984 #	NIU	8-7	H
1985 #	CMU	30-21	A
1997 #	CMU	44-10	A
1998 #	NIU	16-6	H
1999 #	NIU	31-27	A
2000 #	NIU	40-6	H
2001 #	NIU	33-24	A
2002 #	NIU	49-0	H
2003 #	NIU	40-24	A
2004 #	NIU	42-10	H
2005 #	NIU	31-28	A
2006 #	NIU	31-10	H
2007 #	CMU	35-10	A
2008 #	CMU	33-30 OT	H
2009 #	CMU	45-31	A
2010 #	NIU	33-7	H
2011 #	CMU	48-41	A
2012 #	NIU	55-24	H
2013 #	NIU	38-17	A
2014 #	CMU	34-17	H
2015 #	CMU	29-19	A
2016 #	CMU	34-28 (3OT)	H

### EASTERN MICHIGAN (31-14-2)

in Ypsilanti: NIU leads 16-7-1

in DeKalb: NIU leads 15-7-1

1927	EMU	25-6	A
1928	EMU	43-0	H
1947	NIU	21-6	H
1948	NIU	10-7	A
1949	NIU	39-14	H
1950	NIU	35-13	A
1951	NIU	35-21	H
1952	EMU	19-7	A
1953	EMU	20-14	H
1954	EMU	34-0	A
1955	EMU	13-6	H
1956	EMU	25-7	A
1957	EMU	54-20	H
1958	EMU	15-7	A
1959	NIU	34-0	H
1960	NIU	19-0	A
1961	NIU	35-10	H
1977 #	EMU	25-2	H
1979 #	TIE	0-0	A
1980 #	NIU	38-6	H
1981 #	NIU	30-7	A
1982 #	NIU	10-0	H
1983 #	NIU	34-15	A
1984 #	TIE	10-10	H
1985 #	NIU	3-0	A
1986	NIU	21-14	H
1987	EMU	32-31	A
1997 #	EMU	38-10	H
1998 #	NIU	26-14	A
1999 #	NIU	30-23	H
2000 #	EMU	39-32	A
2001 #	NIU	40-17	H
2002 #	NIU	49-21	A
2003 #	NIU	38-24	H
2004 #	NIU	34-16	A
2005 #	NIU	24-8	H
2006 #	NIU	27-0	A
2007 #	EMU	21-19	H
2008 #	NIU	37-0	A
2009 #	NIU	50-6	H

# NORTHERN ILLINOIS UNIVERSITY FOOTBALL HISTORY

## SERIES SCORES VS. MAC & 2016 OPPONENTS

2010 #	NIU	71-3	A
2011 #	NIU	18-12	H
2012 #	NIU	49-7	A
2013 #	NIU	59-20	H
2014 #	NIU	28-17	A
2015 #	NIU	49-21	H
2016 #	NIU	31-24 (OT)	A

### KENT STATE (20-7)

in Kent: NIU leads 8-5

in DeKalb: NIU leads 11-2

at Neutral Site: NIU leads 1-0

1949	KSU	21-19	H
1950	KSU	56-7	A
1966	KSU	26-7	H
1967	KSU	35-0	A
1971	NIU	26-7	A
1972	NIU	28-7	H
1975 #	NIU	38-15	H
1976 #	KSU	42-0	A
1977 #	NIU	21-18	A
1978 #	NIU	27-21	H
1979 #	NIU	25-0	H
1980 #	NIU	35-14	A
1981 #	KSU	31-10	A
1982 #	NIU	23-15	H
1983 #	NIU	38-7	A
1984 #	NIU	24-10	H
1999 #	NIU	50-7	H
2001 #	KSU	44-34	A
2002 #	NIU	13-6	H
2005 #	NIU	34-3	A
2007 #	NIU	27-20	H
2008 #	NIU	42-14	A
2011 #	NIU	40-10	H
2012 *	NIU	44-37 (2OT)	N
2013 #	NIU	38-24	A
2014 #	NIU	17-14	H
2016 #	NIU	31-21	A

### MIAMI (OHIO) (9-8)

in Oxford: NIU leads 5-4

in DeKalb: NIU leads 4-3

at Neutral Site: Miami leads 1-0

1970	MU	48-0	A
1981 #	MU	30-3	A
1982 #	NIU	12-7	H
1983 #	NIU	17-0	A
1984 #	MU	20-7	H
1985 #	MU	32-15	A
1986	MU	20-6	H
1997 #	MU	42-0	A
1998 #	MU	41-10	H
2002 #	NIU	48-41	A
2005 #	NIU	38-27	H
2006 #	NIU	28-25	A
2008 #	NIU	17-13	H
2009 #	NIU	27-22	A
2010 *	MU	26-21	N
2014 #	NIU	51-41	H
2015 #	NIU	45-12	A

### OHIO (11-10)

in Athens: Ohio leads 7-4

in DeKalb: NIU leads 6-3

at Neutral Site: NIU leads 1-0

1968	OHIO	28-12	A
1974	OHIO	31-14	A
1976 #	OHIO	63-15	A

1977 #	NIU	20-6	H
1978 #	NIU	23-14	A
1979 #	NIU	28-27	H
1980 #	NIU	22-21	A
1981 #	NIU	38-14	H
1982 #	NIU	36-0	A
1983 #	NIU	41-17	H
1984 #	OHIO	10-3	A
1985 #	NIU	35-7	H
1986	OHIO	34-26	A
1997 #	OHIO	35-30	H
1998 #	OHIO	28-12	A
2003 #	NIU	30-23 OT	H
2006 #	OHIO	31-13	H
2010 #	OHIO	38-31	A
2011 *	NIU	23-20 OT	N
2014 #	NIU	21-14	A
2015 #	OHIO	26-21	H

### TOLEDO (14-30)

in Toledo: UT leads 18-5

in DeKalb: UT leads 11-9

in Chicago: UT leads 1-0

1967	UT	35-0	A
1969	UT	35-21	H
1970	UT	45-7	A
1971	UT	23-8	H
1972	NIU	30-7	A
1974	UT	44-14	A
1975 #	UT	24-22	H
1976 #	UT	17-2	A
1977 #	UT	27-9	H
1978 #	UT	35-16	A
1979 #	NIU	28-10	H
1980 #	UT	13-6	A
1981 #	UT	31-0	H
1982 #	UT	9-3	A
1983 #	NIU	26-10	H
1984 #	UT	13-7	A
1985 #	NIU	16-3	H
1986	UT	29-28	A
1987	NIU	41-5	H
1988	UT	33-20	A
1989	NIU	39-27	H
1990	UT	23-14	A
1991	UT	42-21	A
1992	UT	25-8	H
1997 #	UT	41-14	A
1998 #	UT	16-3	H
1999 #	UT	44-14	A
2000 #	UT	38-24	H
2001 #	UT	41-20	A
2002 #	UT	33-30	H
2003 #	UT	49-30	A
2004 #	UT	31-17	H
2005 #	NIU	35-17	A
2006 #	UT	17-13	H
2007 #	UT	70-21	A
2008 #	NIU	38-7	H
2009 #	UT	20-19	A
2010 #	NIU	65-30	H
2011 #	NIU	63-60	A
2012 #	NIU	31-24	H
2013 #	NIU	35-17	A
2014 #	NIU	27-24	H
2015 #	NIU	32-27	A
2016 #	UT	31-24	N

### WESTERN MICHIGAN (18-24)

in Kalamazoo: WMU leads 13-8

in DeKalb: WMU leads 11-10

1950	WMU	40-13	A
1969	WMU	31-22	H
1970	WMU	38-18	A
1971	WMU	27-17	A
1972	WMU	14-10	H
1973	WMU	28-14	A
1974	WMU	30-13	H
1975 #	NIU	20-0	A
1976 #	WMU	37-6	H
1977 #	WMU	49-21	A
1978 #	WMU	44-30	H
1979 #	WMU	45-17	A
1980 #	WMU	35-6	H
1981 #	WMU	23-12	H
1982 #	WMU	27-3	A
1983 #	NIU	27-3	H
1984 #	NIU	20-15	A
1985 #	NIU	17-0	H
1987	NIU	34-14	A
1988	NIU	15-7	H
1991	WMU	22-10	H

1992	WMU	13-7	A
1997 #	WMU	21-13	H
1998 #	WMU	37-23	A
1999 #	WMU	24-21	H
2000 #	WMU	52-22	A
2001 #	NIU	20-12	H
2002 #	NIU	24-20	A
2003 #	NIU	37-10	H
2004 #	NIU	59-38	A
2005 #	NIU	42-7	H
2006 #	WMU	16-14	A
2007 #	WMU	17-13	H
2008 #	WMU	29-26	A
2009 #	NIU	38-3	H
2010 #	NIU	28-21	A
2011 #	NIU	51-22	H
2012 #	NIU	48-34	A
2013 #	NIU	33-14	H
2014 #	NIU	31-21	A
2015 #	NIU	27-19	H
2016 #	WMU	45-30	A

# denotes MAC game

\* denotes MAC Championship Game at Ford Field in Detroit, Mich.



NIU is the only Football Bowl Subdivision team in the country to have played in six consecutive league championship games.

### NIU in MAC Championship Games

Record: 3-4 (.429)

Date	Opponent (Score)
12-1-05	Akron 30, NIU 31
12-3-10	Miami (Ohio) 26, NIU 21
12-2-11	NIU 23, Ohio 20
11-30-12	NIU 44, Kent State 37 (2OT)
12-6-13	Bowling Green 47, NIU 27
12-5-14	NIU 51, Bowling Green 17
12-4-15	Bowling Green 34, NIU 14

All games played at Ford Field in Detroit, Mich.