


P.J. FLECK
HEAD COACH



MINNESOTA FOOTBALL
2017 MEDIA GUIDE



MINNESOTA FOOTBALL

2017 Football | Media & Records Book

QUICK FACTS

Quick Facts	2
Future Schedules	3
Rosters	4-5
Squad Breakdown	6
Gopher Profiles	7-42

COACHING STAFF

Head Coach P.J. Fleck	44-45
Assistant Coaches	46-55
Support Staff	56-62

2016 REVIEW

2016 Statistics	64-69
2016 Highs & Lows	70
2016 Longest Plays	71
The Last Time	72-73
2016 Game Recaps	74-80

RECORDS

Rushing Records	81-86
Passing Records	87-91
Receiving Records	92-96
Total Offense Records	97-98
All-Purpose Records	99-101
Defensive Records	102-104
Interception Records	105-106

Punt Return Records	107-108
Kickoff Return Records	109-110
Punting Records	111-112
Scoring Records	113-115
Longest Plays	116
Miscellaneous Records	117
Team Records	118-120
Attendance Records	121
Stadium History	122-123
TCF Bank Stadium Records	124-127
Season-By-Season Statistics	128-129
Year-By-Year Results	130-131
All-Time Opponents	132-140

HISTORY

1904 National Champions	141
1934 National Champions	142
1935 National Champions	143
1936 National Champions	144
1940 National Champions	145
1941 National Champions	146
1960 National Champions	147
Little Brown Jug	148
Floyd of Rosedale	149
Paul Bunyan's Axe	150
Governor's Victory Bell	151
Retired Numbers	152

All-Time Letterwinners	153-160
All-Time Captains	161
All-Time Numbers	162-170
Academic Awards	171
Pro Football Hall of Fame	172
College Football Hall of Fame	173
All-Americans	174-175
Team Awards	176-177
Big Ten Awards	178-180
National Award Winners	181
NFL Draft History	182-183
All-Time NFL Roster By Team	184-186
All-Time NFL Roster By Player	187-191
Bowl Game Summaries	192-197
Bowl Game Records	198-200
All-Time Coaching Staffs	201-205
All-Time Assistant Coaches	206-208
Homecoming Results	209
All-Time Coaching Records	210
All-Time Results	211-225

MEDIA

Gopher Radio Network	226
Media Information	228

COACHING STAFF

Coach	Position	Alma Mater, Year
P.J. Fleck	Head Coach	Northern Illinois, 2004
Kirk Ciarrocca	Offensive Coordinator / QBs	Temple, 1990
Robb Smith	Defensive Coordinator / LBs	Allegheny College, 1997
Kenni Burns	Running Backs	Indiana, 2006
Brian Callahan	Tight Ends	Eastern Illinois, 1992
Maurice Linguist	Defensive Backs	Baylor, 2006
Bryce Paup	Defensive Line	Northern Iowa, 1990
Matt Simon	Wide Receivers	Northern Illinois, 2008
Ed Warinner	Offensive Line / Run Game Coord.	Mount Union, 1984
Rob Wenger	Special Teams Coordinator	Nova Southeastern Uni. 2010
Dan Nichol	Head Strength & Conditioning	Springfield College, 2007
Jeremy Cole	Assistant Strength & Conditioning	Findlay, 2004
Marcus Wasilewski	Assistant Strength & Conditioning	Maine, 2013
Ben Schumacher	Assistant Strength & Conditioning	Concordia-St. Paul, 2011

SUPPORT STAFF

Name	Position	Alma Mater, Year
Gerrit Chernoff	General Manager	Michigan, 2008
Peter Weiden	Director of Operations	St. Cloud State, 2007
Norries Wilson	Director of Player Development	Minnesota, 1989
Marcus Hendrickson	Director of Player Personnel	Luther College, 2008
Dan Collins	Quality Control	Western Michigan, 2014
Gregory Harbaugh	Quality Control	Averett University, 2009
Joe Rossi	Quality Control	Allegheny College, 2001
Kelli'ikuewa Kekuewa	Offensive Graduate Assistant	Bowling Green, 2013
Drew Moulton	Offensive Graduate Assistant	Northwestern, 2013
Keanon Cooper	Defensive Graduate Assistant	Minnesota, 2012
David Parker	Defensive Graduate Assistant	Arkansas, 2015
Mike Sypniak	Head Athletic Trainer	Slippery Rock, 2003
Kyle Gergely	Head Equipment Manager	Purdue, 2006
Matt Childers	Director of Video	Idaho, 2009
Abigail O'Connor	Nutritionist	Southwestern Univ., 2013

FOOTBALL QUICK FACTS

Location	Minneapolis, Minn.
Enrollment	50,678
Founded	1851
Colors	Maroon (PMS 202), Gold (PMS 136)
Conference	Big Ten/West Division
Mascot	Goldy Gopher
University President	Eric Kaler (California Institute of Technology, 1978)
Athletics Director	Mark Coyle (Drake, 1991)
Faculty Athletics Representatives	Perry Leo (Duke, 1980), Emily Hoover (Michigan State, 1978)

Stadium (year opened)	TCF Bank Stadium (2009)
Capacity	50,850
Surface	Field Turf

Head Coach	P.J. Fleck, Northern Illinois, 2004
Career Record	30-22 (4 years)
Record at Minnesota	0-0 (1st year)

Football Office Phone	612-624-6004
Football Email	football@umn.edu

2016 Record	9-4 (5-4 Big Ten)
Primary Offense/Defense	Multiple/4-3
Starters Returning/Lost	17/9 Offense: 7/4 • Defense: 6/5 • Specialists: 4/0

First Year of Competition	1882
National Titles	7
Big Ten Titles	18
Bowl Games	19 (7-12 record)
All-Time Record	682-510-44
All-Time Big Ten Record	344-382-28

CREDITS

Editors: Paul Rovnak, Ryan Tibbitts
Design and Layout: Jeff Keiser, Niko Alexander

Photography: Eric Miller, Courtney Anderson, Jerry Lee, Christopher Mitchell, Jim Rosvold, Brace Hemmelgarn.

Printing: University of Minnesota Printing Services
 Special thanks to the staff at University of Minnesota Printing Services

© 2017 University of Minnesota Intercollegiate Athletics. The information contained in this publication was compiled by the University of Minnesota Intercollegiate Athletics Communications office and is provided as a courtesy to our fans and the media and may be used for personal or editorial purposes only. Any commercial use of this information is prohibited without the consent of University of Minnesota Intercollegiate Athletics.

ATHLETIC COMMUNICATIONS CONTACT INFORMATION

Director of Athletic Communications/

Football Contact: Paul Rovnak

Office Phone: 612-625-9379

Mobile Phone: 651-592-5741

Email: p.rovnak@umn.edu

Assistant Director of Athletic

Communications:

Ryan Tibbitts

Mobile Phone: 612-619-1634

Email: rtibbitt@umn.edu

Office Phone (612) 625-4090

Office Fax (612) 625-0359

Website GopherSports.com

Email gophers@umn.edu

Twitter: @GopherFootball

Facebook: /GopherFootball

Credentials: GopherSports.com/media

Mailing Address

Athletic Communications
 University of Minnesota
 275 Bierman Field Athletic Building
 516 15th Avenue SE
 Minneapolis, Minn. 55455

2017 INFORMATION

2017 SCHEDULE

Date	Opponent	Location
Aug. 31	BUFFALO	TCF Bank Stadium
Sept. 9	at Oregon State	Corvallis, Ore.
Sept. 16	MIDDLE TENNESSEE STATE	TCF Bank Stadium
Sept. 30	MARYLAND	TCF Bank Stadium
Oct. 7	at Purdue	West Lafayette, Ind.
Oct. 14	MICHIGAN STATE	TCF BANK STADIUM
Oct. 21	ILLINOIS	TCF Bank Stadium
Oct. 28	at Iowa	Iowa City, Iowa
Nov. 4	at Michigan	Ann Arbor, Mich.
Nov. 11	NEBRASKA	TCF Bank Stadium
Nov. 18	at Northwestern	Evanston, Ill.
Nov. 25	WISCONSIN	TCF Bank Stadium

2018 SCHEDULE

Date	Opponent	Location
Aug. 30	NEW MEXICO STATE	TCF Bank Stadium
Sep. 8	FRESNO STATE	TCF Bank Stadium
Sep. 15	MIAMI (OH)	TCF Bank Stadium
Sep. 29	at Maryland	College Park, Md.
Oct. 6	IOWA	TCF Bank Stadium
Oct. 13	at Ohio State	Columbus, Ohio
Oct. 20	at Nebraska	Lincoln, Neb.
Oct. 27	INDIANA	TCF Bank Stadium
Nov. 3	at Illinois	Champaign, Ill.
Nov. 10	PURDUE	TCF Bank Stadium
Nov. 17	NORTHWESTERN	TCF Bank Stadium
Nov. 24	at Wisconsin	Madison, Wis.

2019 SCHEDULE

Date	Opponent	Location
Aug. 29	SOUTH DAKOTA STATE	TCF Bank Stadium
Sept. 7	at Fresno State	Fresno, Calif.
Sept. 14	GEORGIA SOUTHERN	TCF Bank Stadium
Sept. 28	at Purdue*	West Lafayette, Ind.
Oct. 5	ILLINOIS*	TCF Bank Stadium
Oct. 12	NEBRASKA*	TCF Bank Stadium
Oct. 19	at Rutgers*	New Brunswick, N.J.
Oct. 26	MARYLAND*	TCF Bank Stadium
Nov. 9	PENN STATE*	TCF Bank Stadium
Nov. 16	at Iowa*	Iowa City, Iowa
Nov. 23	at Northwestern*	Evanston, Ill.
Nov. 30	WISCONSIN*	TCF Bank Stadium

ATHLETICS ADMINISTRATION

Position	Name (Alma Mater)
Director of Athletics	Mark Coyle (Drake)
Deputy Athletics Director/CFO	Rhonda McFarland (Arizona State)
Deputy Athletics Director for Admin.	John Cunningham (TCU)
Exec. Associate Athletics Director/SWA	Julie Manning (Iowa State)
Sr. Assoc. Athletics Director	Dusty Clements (Wyoing)
Sr. Assoc. Athletics Director	Tom McGinnis (Indiana)
Sr. Assoc. Athletics Director	Marc Ryan (Moorhead State)
Sr. Assoc. Athletics Director	Ayo Taylor-Dixon (Stephen F. Austin)
Assoc. Athletics Director	Scott Ellison (North Dakota)
Assistant Athletics Director/Chief of Staff	Jenny Yehlen (Penn State)
Assistant Athletics Director	Jeff Keiser (Penn State)
Assistant Athletics Director	Randy Handel (Wisconsin-La Crosse)
Assistant Athletics Director	Deb Noll (Minnesota)
Assistant Athletics Director	Peyton Owens III (William & Mary)
Assistant Athletics Director	Mike Wierzbicki (Creighton)
Assistant Athletics Director	Ryan Dillon (Clarke)
Director of Athletic Compliance	Jeremiah Carter (Minnesota)
Director of MAC	J.T. Bruett (Minnesota)

ATHLETIC COMMUNICATIONS

Director	Paul Rovnak (Ohio State)
Associate Director	Dan Reisig (William & Mary)
Associate Director	Jake Ricker (Minnesota)
Associate Director	Michelle Traversie (Minnesota State)
Assistant Director	Justine Buerkle (Minnesota)
Assistant Director	Brian Deutsch (Minnesota)
Assistant Director	Mandy Hansen (St. Scholastica)
Assistant Director	Ryan Tibbitts (UW-River Falls)
Social Media Manager	Kileigh Carpenter (Minnesota)
Social Media Coordinator	Taylor Nardinger (Minnesota)
Assistant	Trenten Gauthier (UW-River Falls)
Assistant	Austin Lagesse (McKendree)
Assistant	Joe Hansen (St. Scholastica)

CREATIVE

Assistant AD/Creative Services	Jeff Keiser (Penn State)
Associate Creative Director	Chris Lagasse (Bemidji State)
Assistant Creative Director	Courtney Anderson (Bemidji State)
Assistant Creative Director	Niko Alexander (St. Cloud State)
Football Graphic Designer	Will Henry
Creative Assistant	Alaina Hornibrook (Oregon)
Director of Photography	Eric Miller (Minnesota)

GOPHER DIGITAL PRODUCTIONS

Director of Digital Production	Ryan Maus (St. Olaf)
Creative Director	Daniel Claxton (Ball State)
Internet Services Manager	John Romo (Bemidji State)
Digital Media Producer	Josh Blessing (Ball State)
Football Digital Content Coordinator	Chris Jackson (FAU)

2016 RESULTS (9-4, 5-4 BIG TEN)

DATE	OPPONENT (TV)	RESULT	SCORE	ATTEND.
Sept. 1	OREGON STATE [BTN]	W	30-23	44,582
Sept. 10	INDIANA STATE [ESPNews]	W	58-28	41,026
Sept. 24	COLORADO STATE [ESPNU]	W	31-24	44,854
Oct. 1	at Penn State [BTN]	L	29-26 OT	95,332
Oct. 8	IOWA [ESPN2]	L	14-7	49,145
Oct. 15	at Maryland [ESPNU]	W	31-10	41,465
Oct. 22	RUTGERS (Homecoming) [ESPNU]	W	34-32	46,096
Oct. 29	at Illinois [BTN]	W	40-17	40,090
Nov. 5	PURDUE [BTN]	W	44-31	42,832
Nov. 12	at No. 21 Nebraska [BTN]	L	24-17	90,456
Nov. 19	NORTHWESTERN [BTN]	W	29-12	38,162
Nov. 26	at No. 5 Wisconsin [BTN]	L	31-17	77,216
Dec. 26	vs. Washington State [ESPN]	W	17-12	48,704

2017 ROSTER

2017 FOOTBALL ROSTER

#	Name	Pos	Ht	Wt	Yr	Hometown (Previous School)
1	Smith, Rodney	RB	5-11	210	JR*	Jonesboro, Ga. (Mundy's Mill HS)
2	Huff, Jacob	DB	5-11	207	JR	Bolingbrook, Ill. (Bolingbrook HS)
2	Gentry-Madaris, Isaiah	WR	6-4	219	JR*	Cincinnati, Ohio (Moeller HS)
3	Autman-Bell, Chris	WR	6-1	193	FR	Kankakee, Ill. (Bishop McNamara HS)
3	Gibson, Jerry	DL	6-3	260	JR*	Theodore, Ala. (Theodore HS)
4	Ayinde, Adekunle	DB	6-0	210	SR*	Blaine, Minn. (Blaine HS)
5	Holland Jr., Melvin	WR	6-3	206	JR*	Ashburn, Va. (Briar Woods HS)
5	Guthrie, Trenton	LB	6-3	217	FR	Northville, Mich. (Northville HS)
6	Johnson, Tyler	WR	6-2	190	SO	Minneapolis, Minn. (North HS)
6	Williamson, Chris	DB	5-11	195	JR	Gainesville, Ga. (Florida)
7	Handy-Holly, Ken	DB	6-2	202	FR	Jackson, Ala. (Jackson HS)
8	McGhee, Duke	DB	6-1	211	SR*	Decatur, Ga. (Cedar Grove HS)
8	Williams, Mark	WR	6-0	195	FR*	Gainestown, Ala. (Jackson HS)
9	Carter, Eric	WR	5-11	193	SR*	Lakeland, Fla. (Lake Gibson Senior HS)
11	Croft, Demry	QB	6-5	205	SO*	Rockford, Ill. (Boylan HS)
11	Winfield Jr., Antoine	DB	5-10	204	SO	The Woodlands, Texas (The Woodlands HS)
12	Register, Hunter	WR	6-5	214	SO*	Lafayette, La. (Comeaux HS)
12	Poock, Cody	LB	6-2	229	SR*	Okoboji, Iowa (Iowa Western CC)
13	Morgan, Tanner	QB	6-2	205	FR	Union, Ky. (Ryle HS)
13	Celestin, Jonathan	LB	6-1	230	SR	Jonesboro, Ga. (Mundy's Mill HS)
14	Craighton, Zo	DB	6-1	206	SO*	Geismar, La. (Dutchtown HS)
14	Roste, Jaran	QB	6-3	234	FR	Alexandria, Minn. (Alexandria HS)
15	Rhoda, Conor	QB	6-3	225	SR*	Eagan, Minn. (Cretin-Derham Hall HS)
15	Williams, Everett	LB	6-1	244	JR*	Mansfield, Texas (Legacy HS)
16	Durr, Coney	DB	5-10	191	SO	Baton Rouge, La. (Dutchtown HS)
16	Estes, Rey	QB	6-0	163	FR	East St. Louis, Ill. (East St. Louis HS)
17	Green, Seth	QB	6-4	229	FR*	Woodbury, Minn. (Allen HS)
18	Geary, Clay	WR	5-10	191	FR*	Lakeville, Minn. (Lakeville South HS)
18	Santoso, Ryan	P	6-6	258	SR*	Pace, Fla. (Pace HS)
19	Pickerign, Samuel	QB	6-4	224	FR	Alpharetta, Ga. (Minnehaha Academy)
20	Moore, Gary	DL	6-4	287	JR*	Mobile, Ala. (Murphy HS)
20	Huff, Julian	LB	6-0	225	JR	Bolingbrook, Ill. (Bolingbrook HS)
21	Martin, Kamal	LB	6-3	229	SO	Burnsville, Minn. (Burnsville HS)
22	McCrary, Kobe	RB	6-1	240	SR	Chipley, Fla. (Butler CC)
23	Beck, Adam	DB	6-2	185	FR	Richmond, Texas (George Ranch HS)
23	Brooks, Shannon	RB	6-0	213	JR	Atlanta, Ga. (Pickens HS)
24	Hmielewski, Drew	WR	6-1	204	FR*	Marshall, Minn. (Marshall HS)
25	Howard, Phillip	WR	5-11	187	FR*	Minneapolis, Minn. (Robbinsdale Cooper HS)
25	Jordahl, Payton	LS	6-2	230	JR*	Perham, Minn. (Perham HS)
26	Harris, Justus	DB	5-10	174	FR	Roswell, Ga. (Roswell HS)
27	Swenson, Calvin	DB	6-0	209	FR*	Kaukauna, Wis. (Kaukauna HS)
28	Femi-Cole, Jonathan	RB	6-0	228	SO*	Vaughan, Ontario, Canada (St. Andrew's College)
29	Leius, Jack	DB	6-0	189	SO	Plymouth, Minn. (Robbinsdale Armstrong HS)
30	Ibrahim, Mohamed	RB	5-10	205	FR	Olney, Md. (Our Lady of Good Counsel HS)
30	Santaga, Jon	DB	6-1	192	FR	Green Bay, Wis. (Notre Dame De La Baie Academy)
31	Thomas, Kiondre	DB	6-0	188	FR*	Fort Smith, Ark. (Northside HS)
31	London, Dominik	RB	5-9	200	FR	Woodbury, Minn. (East Ridge HS)
32	Knox, Zachariah	RB	5-10	209	SO*	Stillwater, Minn. (Minnesota State University)
32	Wieland, Brady	DB	5-11	194	FR*	Milwaukee, Wis. (Saint Francis HS)
33	Ryerse, Grant	K / P	6-2	203	FR	Woodbury, Minn. (East Ridge HS)
33	Delich, Mike	RB	5-11	217	FR	Apple Valley, Minn. (Eastview HS)
34	McElfresh, Logan	P	6-1	214	JR*	Brainerd, Minn. (Brainerd HS)
34	Shenault, Antonio	DB	5-11	192	JR	Roselle, Ill. (Lake Park HS)
35	Waters, Jaylen	LB	6-3	247	SO*	Killeen, Texas (Copperas Cove HS)
36	Cashman, Blake	LB	6-2	230	JR	Eden Prairie, Minn. (Eden Prairie HS)
36	O'Brien, Casey	H	6-1	176	FR	Saint Paul, Minn. (Cretin-Derham Hall HS)
37	Mack, John	K	6-0	193	FR*	Hartland, Wis. (Arrowhead HS)
38	Carpenter, Emmitt	K	6-0	199	JR*	Green Bay, Wis. (Ashwaubenon HS)
39	Hansen, Trey	LS	6-2	215	SO*	Cedar Falls, Iowa (Cedar Falls HS)
40	Strazzanti, Alex	DB	6-2	194	FR	Chaska, Minn. (Chaska HS)

ALPHABETICAL ROSTER

#	Name	Pos	Yr
50	Anderson, Danny	LB	FR
77	Andries, Blaise	OL	FR
81	Annexstad, Brock	WR	FR
3	Autman-Bell, Chris	WR	FR
4	Ayinde, Adekunle	DB	SR*
41	Barber, Thomas	LB	SO
23	Beck, Adam	DB	FR
44	Beebe, Colton	TE	SO*
23	Brooks, Shannon	RB	JR
63	Bursch, Nathan	OL	FR
76	Calhoun, Vincent	OL	SR
38	Carpenter, Emmitt	K	JR
9	Carter, Eric	WR	SR*
36	Cashman, Blake	LB	JR
13	Celestin, Jonathan	LB	SR
74	Connelly, Nick	OL	SO*
45	Coughlin, Carter	LB	SO
94	Coughlin, Quinn	DL	FR
14	Craighton, Zo	DB	SO*
11	Croft, Demry	QB	SO
71	Davis, Ben	OL	SO
46	DeLattiboudere, Winston	DL	SO*
33	Delich, Mike	RB	FR
92	Devers, Tai'yon	DL	SO
82	Douglas, Demetrius	WR	FR
61	Dovich, Bronson	OL	SO*
16	Durr, Coney	DB	SO
18	Estes, Rey	QB	FR
28	Femi-Cole, Jonathan	RB	SO*
44	Fuller, Tommy	DB	FR
18	Geary, Clay	WR	FR*
2	Gentry, Isaiah	WR	JR*
3	Gibson, Jerry	DL	JR*
17	Green, Seth	QB	FR*
73	Greene, Donnell	OL	JR*
5	Guthrie, Trenton	LB	FR
7	Handy-Holly, Ken	DB	FR
39	Hansen, Trey	LS	SO*
26	Harris, Justus	DB	FR
47	Herbers, Jacob	P	SO*
91	Hickcox, Noah	DL	FR
87	Hibelink, Reid	WR	FR
4	Hmielewski, Drew	WR	FR*
25	Holland Jr., Melvin	WR	JR*
25	Howard, Phillip	WR	FR*
2	Huff, Jacob	DB	JR
20	Huff, Julian	LB	JR
30	Ibrahim, Mohamed	RB	FR
93	Jackson, Merrick	DL	SR*
6	Johnson, Tyler	WR	SO
25	Jordahl, Payton	LS	JR*
42	Juenemann, Justin	K	SR*
42	Kieft, Ko	TE	FR*
32	Knox, Zachariah	RB	SO*
75	Kuehn, Noah	OL	SO*
29	Leius, Jack	DB	SO
86	Lingen, Brandon	TE	SR
31	London, Dominik	RB	FR
37	Mack, John	K	FR*

2017 ROSTER

#	Name	Pos	Ht	Wt	Yr	Hometown (Previous School)
41	Barber, Thomas	LB	6-1	233	SO	Plymouth, Minn. (Robbinsdale Armstrong HS)
42	Juenemann, Justin	K	6-0	175	SR*	Phillipsburg, Kan. (Phillipsburg HS)
42	Kieft, Ko	TE	6-4	250	FR*	Sioux Center, Iowa (Sioux Center HS)
43	Schoenfelder, Bailey	LB	6-3	225	FR*	Huron, S.D. (Huron HS)
44	Fuller, Tommy	DB	5-10	190	FR	Eden Prairie, Minn. (Eden Prairie HS)
44	Beebe, Colton	TE	6-3	268	SO*	Kansas City, Kan. (Piper HS)
45	Coughlin, Carter	LB	6-4	225	SO	Eden Prairie, Minn. (Eden Prairie HS)
46	DeLattiboudere, Winston	DL	6-3	247	SO*	Baltimore, Md. (Howard HS)
47	Herbers, Jacob	P	6-2	215	SO*	Battle Creek, Mich. (Lakeview HS)
49	Paulson, Jake	TE	6-4	258	FR	Louisville, Ky. (Christian Academy)
50	Anderson, Danny	LB	6-0	212	FR	Eden Prairie, Minn. (Eden Prairie HS)
52	Schirck, Austin	DL	6-5	276	FR	Carroll, Iowa (Carroll HS)
53	Magaña, Vincent	OL	6-3	287	JR	South Holland, Ill. (Central Lakes College)
55	Rousemiller, Eric	OL	6-4	310	FR	Lakeville, Minn. (Lakeville South)
57	Russell, Joe	LB	6-2	194	FR	Shoreview, Minn. (Totino-Grace HS)
58	Oseland, Quinn	OL	6-6	305	SO*	Springfield, Ill. (Sacred Heart Griffin HS)
59	Novak-Goar, Connor	DL	6-2	280	SO	Eden Prairie, Minn. (Iowa Western C.C.)
60	Schmitz, John Michael	OL	6-4	286	FR	Flossmoor, Ill. (Homewood-Flossmoor HS)
61	Dovich, Bronson	OL	6-5	298	SO*	Chaska, Minn. (Chaska HS)
62	Weyler, Jared	OL	6-4	296	JR*	Dayton, Ohio (Centerville HS)
63	Bursch, Nathan	OL	6-5	255	FR	Woodbury, Minn. (Woodbury HS)
64	Olson, Conner	OL	6-5	297	FR*	Monticello, Minn. (Monticello HS)
65	Ruschmeyer, Axel	OL	6-4	281	FR	Hutchinson, Minn. (Holy Family Catholic HS)
69	Mafe, Boye	DL	6-4	232	FR	Minnetonka, Minn. (Hopkins HS)
70	Schlueter, Sam	OL	6-6	298	FR*	Victoria, Minn. (Mayer Lutheran HS)
71	Davis, Ben	OL	6-4	274	SO	Elk Grove, Calif. (Elk Grove HS)
73	Greene, Donnell	OL	6-7	314	JR*	Marietta, Ga. (Coffeyville C.C.)
74	Connelly, Nick	OL	6-7	300	SO*	Red Wing, Minn. (Red Wing HS)
75	Kuehn, Noah	OL	6-6	305	SO*	Eagan, Minn. (Eagan HS)
75	Sassack, Kyle	OL	6-7	283	FR	Portiac, Mich. (Notre Dame Prep HS)
75	Robinson, Malcolm	DL	6-3	290	FR	Massillon, Ohio (Washington HS)
76	Calhoun, Vincent	OL	6-4	320	SR	Roswell, Ga. (Southwest Mississippi CC)
77	Andries, Blaise	OL	6-5	313	FR	Marshall, Minn. (Marshall HS)
78	Wright, Garrison	OL	6-4	319	SR*	Beattie, Kan. (Butler CC)
80	Wozniak, Nate	TE	6-10	280	SR*	Greenwood, Ind. (Center Grove HS)
81	Annexstad, Brock	WR	6-2	198	FR	Norseland, Minn. (IMG Academy)
82	Douglas, Demetrius	WR	6-0	181	FR	Portland, Ore. (Jesuit HS)
83	Van Dyne, Harry	WR	6-5	185	FR	Stilwell, Kan. (Blue Valley HS)
84	Reger, Will	WR	6-3	204	JR*	Burnsville, Minn. (Burnsville HS)
85	Witham, Bryce	TE	6-4	257	SO*	Grand Rapids, Mich. (West Catholic HS)
86	Lingen, Brandon	TE	6-5	254	SR	Wayzata, Minn. (Wayzata HS)
87	Hilbelink, Reid	WR	6-2	185	FR	Cedar Grove, Wis. (Cedar Grove-Belgium HS)
88	Still, Rashad	WR	6-5	214	JR	El Paso, Texas (Andress HS)
89	Morse, Matt	WR	6-1	198	SO*	Apple Valley, Minn. (Apple Valley HS)
89	Umlor, Nate	TE	6-5	269	FR	Allendale, Mich. (Allendale HS)
90	Renner, Sam	DL	6-4	259	SO*	Maple Grove, Minn. (Maple Grove HS)
91	Hickcox, Noah	DL	6-4	280	FR	Rockford, Ill. (Boylan Central Catholic HS)
92	Devers, Tai'yon	DL	6-4	229	SO	Pompano Beach, Fla. (Blanche Ely HS)
93	Jackson, Merrick	DL	6-2	316	SR*	East St. Louis, Ill. (Iowa Western CC)
94	Coughlin, Quinn	DL	6-3	238	FR	Eden Prairie, Minn. (Eden Prairie HS)
95	Otomewo, Ezeji	DL	6-6	240	FR	Indianapolis, Ind. (Ben Davis HS)
96	Richardson, Steven	DL	6-0	292	SR	Chicago, Ill. (Mt. Carmel HS)
97	Silver, Royal	DL	6-3	292	JR	Cedar Rapids, Iowa (Iowa Western CC)
98	Smith, O.J.	DL	6-2	309	JR*	Bossier City, La. (Alabama)
98	Witherspoon, Clayton	TE	6-4	235	FR	Eden Prairie, Minn. (Eden Prairie HS)
99	Stelter, Andrew	DL	6-4	298	SR	Owatonna, Minn. (Owatonna HS)

*indicates player has taken a redshirt season

#	Name	Pos	Yr
69	Mafe, Boye	DL	FR
53	Magaña, Vincent	OL	JR
21	Martin, Kamal	LB	SO
22	McCrary, Kobe	RB	SR
34	McElfresh, Logan	P	JR*
8	McGhee, Duke	DB	SR*
19	Moore, Gary	DL	JR*
13	Morgan, Tanner	QB	FR
89	Morse, Matt	WR	SO*
59	Novak-Goar, Connor	DL	SO
36	O'Brien, Casey	H	FR
64	Olson, Conner	OL	FR*
58	Oseland, Quinn	OL	SO*
95	Otomewo, Ezeji	DL	FR
49	Paulson, Jake	TE	FR
19	Pickerign, Samuel	QB	FR
12	Poock, Cody	LB	SR*
84	Reger, Will	WR	JR*
12	Register, Hunter	WR	SO*
90	Renner, Sam	DL	SO*
15	Rhoda, Conor	QB	SR*
96	Richardson, Steven	DL	SR
75	Robinson, Malcolm	DL	FR
14	Roste, Jaran	QB	FR
55	Rousemiller, Eric	OL	FR
65	Ruschmeyer, Axel	OL	FR
57	Russell, Joe	LB	FR
33	Ryerse, Grant	K / P	FR
30	Santaga, Jon	DB	FR
18	Santos, Ryan	P	SR*
75	Sassack, Kyle	OL	FR
52	Schirck, Austin	DL	FR
70	Schlueter, Sam	OL	FR*
60	Schmitz, John Michael	OL	FR
43	Schoenfelder, Bailey	LB	FR*
34	Shenault, Antonio	DB	JR
97	Silver, Royal	DL	JR
98	Smith, O.J.	DL	JR*
1	Smith, Rodney	RB	JR*
99	Stelter, Andrew	DL	SR
88	Still, Rashad	WR	JR
40	Strazzanti, Alex	DB	FR
27	Swenson, Calvin	DB	FR*
31	Thomas, Kiondre	DB	FR*
89	Umlor, Nate	TE	FR
83	Van Dyne, Harry	WR	FR
35	Waters, Jaylen	LB	SO*
62	Weyler, Jared	OL	JR*
32	Wieland, Brady	DB	FR*
15	Williams, Everett	LB	JR*
6	Williams, Mark	WR	FR*
6	Williamson, Chris	DB	JR
11	Winfield Jr., Antoine	DB	SO
85	Witham, Bryce	TE	SO*
98	Witherspoon, Clayton	TE	FR
80	Wozniak, Nate	TE	SR*
78	Wright, Garrison	OL	SR*

*indicates player has taken a redshirt season

2017 ROSTER BREAKDOWN

SQUAD BREAKDOWN (116)

True Freshmen	39
Redshirt Freshmen	13
Sophomores	26
Juniors	22
Seniors	16

LETTERWINNERS RETURNING (42)

Offense (18)

Colton Beebe	TE
Shannon Brooks	RB
Vince Calhoun	OL
Eric Carter	WR
Nick Connelly	OL
Bronson Dovich	OL
Donnell Greene	OL
Tyler Johnson	WR
Brandon Lingen	TE
Kobe McCrary	RB
Quinn Oseland	OL
Conor Rhoda	QB
Rodney Smith	RB
Rashad Still	WR
Jared Weyler	OL
Bryce Witham	TE
Nate Wozniak	TE
Garrison Wright	OL

Defense (20)

Kunle Ayinde	DB
Thomas Barber	LB
Blake Cashman	LB
Jonathan Celestin	LB
Carter Coughlin	LB
Zo Craighton	DB
Winston DeLattiboudere	DL
Tai'yon Devers	DL
Coney Durr	DB
Jacob Huff	DB
Julian Huff	LB
Merrick Jackson	DL
Kamal Martin	LB
Duke McGhee	DB
Cody Pooch	LB
Steven Richardson	DL
Antonio Shenault	DB
Andrew Stelter	DL
Jaylen Waters	LB
Antoine Winfield Jr.	DB

Specialists (4)

Emmit Carpenter	K
Jacob Herbers	P / H
Payton Jordahl	LS
Ryan Santoso	P

LETTERWINNERS LOST (28)

Offense (12)

Duke Anyanwu Jr.	TE
Michael Conway	WR
Chad Fahning	OL
Nick Hart	OL
Matthew Leidner	OL
Mitchell Leidner	QB
Adam Mayer	WR
Connor Mayes	OL
Tyler Moore	OL
Jonah Pirsig	OL
Luke Rasmussen	OL
Drew Wolitarsky	WR

Defense (15)

Eric Amoako	DB
Ray Burford	LB
Rayfield Dixon	LB
Hendrick Ekpe	DL
Scott Ekpe	DL
Gaelin Elmore	DL
Kiante Hardin	DB
Julien Kafo	DL
Jack Lynn	LB
Jalen Myrick	DB
Nick Rallis	LB
Ace Rogers	DB
Alexander Starks	DB
Yoshoub Timms	DL
Damarius Travis	DB

Specialists (1)

Andrew Harte	K
--------------	---

STARTERS RETURNING (17)

Offense (7)

Donnell Greene	LT
Garrison Wright	LG
Rodney Smith	RB
Shannon Brooks	RB
Nate Wozniak	TE
Colton Beebe	TE
Rashad Still	WR

Defense (6)

Steven Richardson	DT
Jonathan Celestin	LB
Blake Cashman	LB
Kunle Ayinde	S
Duke McGhee	S
Coney Durr	CB

Specialists (4)

Emmit Carpenter	K
Ryan Santoso	P
Payton Jordahl	LS
Jacob Herbers	H

STARTERS LOST (9)

Offense (4)

Matt Leidner	C
Connor Mayes	RG
Jonah Pirsig	RT
Mitch Leidner	QB

Defense (5)

Hendrick Ekpe	DE
Scott Ekpe	DT
Jack Lynn	LB
Jalen Myrick	CB
Damarius Travis	S

REDSHIRTS (13)

Offense (8)

Clay Geary	WR
Seth Green	QB
Drew Hmielewski	WR
Phillip Howard	WR
Ko Kieft	TE
Conner Olson	OL
Sam Schlueter	OL
Mark Williams	WR

Defense (4)

Bailey Schoenfelder	LB
Calvin Swenson	DB
Kiondre Thomas	DB
Brady Wieland	DB

Specialists (1)

John Mack	K
-----------	---

2017 SIGNEES (2)

Offense (1)

Tanner Morgan	QB
---------------	----

Defense (1)

Trenton Guthrie	LB
-----------------	----

FRESHMAN NEWCOMERS (39)

Offense (22)

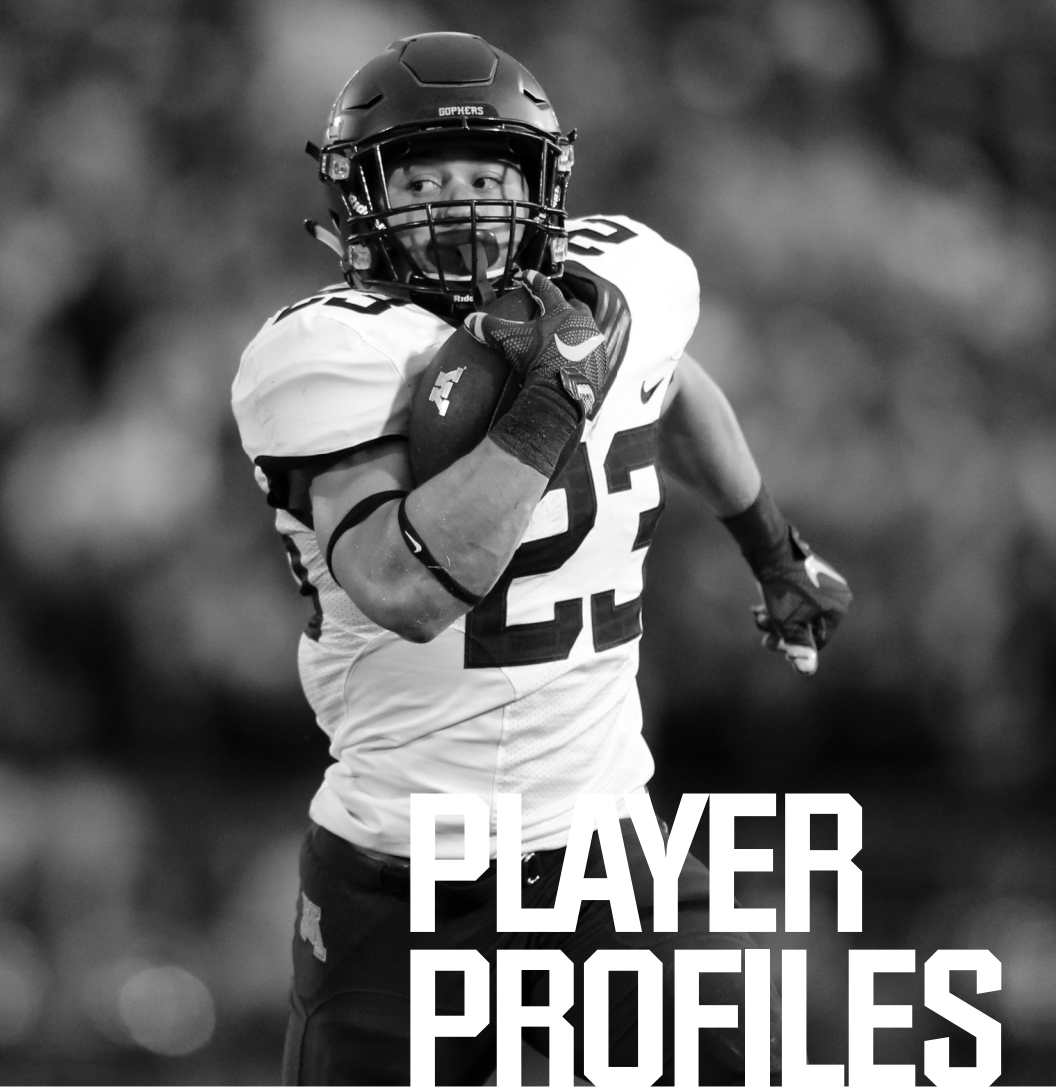
Blaise Andries	OL
Brock Annexstad	WR
Chris Autman-Bell	WR
Nathan Bursch	TE
Quinn Coughlin	OL
Mike Delich	RB
Demetrius Douglas	WR
Rey Estes	QB
Reid Hilbelink	WR
Mohamed Ibrahim	RB
Dominik London	RB
Tanner Morgan	QB
Jake Paulson	TE
Samuel Pickerign	QB
Jaren Roste	QB
Eric Rousemiller	OL
Axel Ruschmeyer	OL
Kyle Sassack	OL
John Michael Schmitz	OL
Nate Umlor	TE
Harry Van Dyne	WR
Clayton Witherspoon	TE

Defense (15)

Danny Anderson	LB
Adam Beck	DB
Tommy Fuller	DB
Trenton Guthrie	LB
Ken Handy-Holly	DB
Justus Harris	DB
Noah Hickcox	DL
Jack Leius	DB
Bo Mafe	DL
Esezi Otomewo	DL
Malcolm Robinson	DL
Joe Russel	LB
Jon Santaga	DB
Austin Schirck	DL
Alex Strazzanti	DB

Specialists (2)

Casey O'Brien	H
Grant Ryerse	K / P



PLAYER PROFILES



DANNY ANDERSON

50 | LINEBACKER

Freshman | 6.0 | 212

Major: Undeclared

Eden Prairie, Minn. | Eden Prairie HS

HIGH SCHOOL: Attended Eden Prairie High School and was a two-year starter at linebacker • as a senior, led team in tackles with 71, which included 11 tackles for loss • named First Team All-State in 2016 • earned KARE 11 All-Metro and Star Tribune All-Metro honors in 2016 • coached by Mike Grant • also lettered in basketball.

PERSONAL: Born on June 18, 1999 • son of Tim and Suzy Anderson • has two brothers (Thomas and Sam) and three sisters (Elizabeth, Krysta and Erika) • father Tim played football at Northern Illinois University and uncle Mike Anderson played at Michigan State University.



BLAISE ANDRIES

77 | OFFENSIVE LINE

Freshman | 6.5 | 313

Major: Undeclared

Marshall, Minn. | Marshall HS

HIGH SCHOOL: Attended Marshall High School in Marshall, Minnesota • wore No. 74 for the Tigers • participated in the 2016 MFCA All-Star football game • named First Team All-State and earned the Marshall Area Co-Player of the Year in 2016 • top-ten finalist for the 2016 Minnesota Mr. Football award • earned All-District honors in 2015 • Scout gave him four stars, while Rivals, ESPN and 247 Sports gave him three stars • universally listed as the No. 1 recruit in Minnesota • Scout listed him as the No. 27 player at his position, the No. 281 recruit in the nation, the No. 3 offensive tackle in the Midwest and as the No. 28 recruit in the Midwest • 247 Sports ranked him as the 37th-best player at his position, while Rivals had him at No. 44 and ESPN at No. 48 • coached by Terry Bahlmann.

PERSONAL: Born on July 21, 1998 • son of Joe and Helen Andries • has one brother (Brent) and two sisters (Paige and Brooke).



BROCK ANNEXSTAD

81 | WIDE RECEIVER

Freshman | 6.2 | 198

Major: Undeclared

Norseland, Minn. | IMG Academy

HIGH SCHOOL: Attended IMG Academy • wore No. 81 for the Ascenders • enrolled at Minnesota in January 2017 • as a senior at IMG Academy, made 10 receptions for 111 yards and two touchdowns • coached by Kevin Wright at IMG • as a junior at Mankato West, caught 64 balls for 690 yards and 12 touchdowns • recorded 21 tackles and two interceptions as a corner on defense • coached by Mark Esch at Mankato West, where he also lettered in track and field as a sophomore.

PERSONAL: Born August 28, 1998 • son of Scott and Jennifer Annexstad • has one brother (Zack) • father, Scott Annexstad, played at Minnesota from 1982-83 and then saw time with Kansas City and Washington in the NFL.



CHRIS AUTMAN-BELL

3 | WIDE RECEIVER

Freshman | 6.1 | 193

Major: Undeclared

Kankakee, Ill. | Bishop McNamara HS

HIGH SCHOOL: Attended Bishop McNamara High School in Kankakee, Illinois • wore No. 7 for the Fighting Irish • as a senior, was limited to only two games as he was sidelined with a broken hand • as a junior, caught 34 passes for 881 yards and 15 touchdowns as team won the Class 3A state championship • ranked as a three-star prospect by Rivals, Scout, ESPN and 247 Sports • Scout ranked him as the No. 85 receiver in his class and as the No. 4 receiver in Illinois • Scout also listed him as the No. 87 recruit in the Midwest • Rivals tabbed him as the No. 17 recruit in Illinois, while 247 Sports had him at No. 35 • ESPN ranked him as the No. 8 recruit in his state and as the No. 90 receiver in the nation • coached by Rich Zinanni • also lettered in basketball.

PERSONAL: Born March 31, 1999 • son of Reggie Bell and Rosie Autman • has four brothers (TJ, Kristain, Kwame, AJ) and six sisters (Tristyn, Taylor, Tore, Tiu, Leah and Kiley).



ADEKUNLE AYINDE

4 | DEFENSIVE BACK

Senior (RS) | 6.0 | 210 | Letters: 3

Major: Kinesiology

Blaine, Minn. | Blaine HS

2016 • JUNIOR SEASON: Played in 10 games and started three • recorded 23 tackles, four pass breakups and made one interception. **Game-by-Game:** Made five tackles and broke up one pass against Oregon State • tallied five tackles against Indiana State and four against Colorado State • registered one tackle at Penn State and broke up one pass at Maryland • saw action against Rutgers • notched four tackles at Illinois and one against Northwestern • competed against Wisconsin • made three tackles against Washington State and returned a fourth quarter interception 23 yards.

2015 • SOPHOMORE SEASON: Played in 13 games and started 11 • made 43 tackles (27 solo), including 2.5 tackles-for-loss • received the team's Gary Tinsley Underdog Award. **Game-by-Game:** Tallied a tackle against TCU • registered four tackles, including .5 tackle-for-loss, and broke up a pass at Colorado State • broke up a pass versus Kent State • totaled two solo tackles, with one coming behind the line of scrimmage, against Ohio • recorded nine tackles, including a team-best mark of seven solo tackles, at Northwestern • tallied a tackle and pass breakup at Purdue • registered five tackles and broke up a pass versus Nebraska • notched five tackles, four of which were solo, against Michigan • tallied three tackles, including 1.0 behind the line of scrimmage, and added a pass breakup at Ohio State • registered nine tackles, six of which were solo, at Iowa • started and made one tackle on defense versus Illinois • notched a pair of tackles against Wisconsin • recorded one solo tackle against Central Michigan.

2014 • FRESHMAN SEASON: Played in seven games, but did not record any statistics • made his season and collegiate debut on special teams against San Jose State • competed on special teams against Purdue and at Illinois • saw action against Iowa • played on special teams at Nebraska, at Wisconsin and against Missouri.

2013: Redshirted.

HIGH SCHOOL: Attended Blaine High School, where he was a President's Award winner for academics • All-Northwest Suburban Conference • recorded 11 tackles as a senior • rushed 128 times for 737 yards and 10 touchdowns • added 10 receptions for 150 yards and two scores • as a junior, recorded 32 receptions and four touchdowns on offense and five tackles on defense • also returned kicks • All-State track and field athlete • coached by Tom Develice

PERSONAL: Born Jan. 30, 1995 • son of Adejoké and Anthony Ayinde.



THOMAS BARBER

41 | LINEBACKER

Sophomore | 6.1 | 233 | Letters: 1

Major: Undeclared

Plymouth, Minn. | Robbinsdale Armstrong HS

2016 • FRESHMAN SEASON: Played in 11 games • recorded 12 tackles and forced one fumble. **Game-by-Game:** Made collegiate debut against Colorado State • recorded first career tackle at Penn State • made five tackles and forced a fumble against Iowa • registered two tackles and recovered one fumble at Maryland • saw action against Rutgers • tallied two tackles at Illinois and one against Purdue • recorded one tackle at Nebraska • competed against Northwestern, Wisconsin and Washington State.

HIGH SCHOOL: Attended Robbinsdale Armstrong High School • three-year letterwinner and played linebacker and running back as the Falcons compiled a 7-3 record and a 5-2 mark in conference play in 2015 • as a senior, notched 109 tackles, two sacks and two pass breakups, while also rushing 50 times for 309 yards and nine touchdowns • as a junior, he made 132 tackles, one sack, two forced fumbles and two interceptions and also rushed 72 times for 413 yards and six scores • as a sophomore, he totaled 96 tackles and made one interception, while also carrying the ball 58 times for 253 yards and three scores • coached by Jack Negen • also played hockey • ranked as a three-star prospect by Rivals, Scout, 247Sports and ESPN • Rivals ranked him as the No. 8 prospect in the state, while 247Sports had him at No. 13 and ESPN had him at No. 16 • Scout listed him as the No. 1 inside linebacker in Minnesota and tabbed him as the No. 27 inside linebacker in the nation, while 247Sports had him ranked No. 40 at his position and ESPN had him at No. 53 • enrolled at Minnesota in January 2016 and participated in spring practice.

PERSONAL: Born Sept 17, 1997 • son of Marion and Karen Barber • has two brothers (Marion and Dom) • father, Marion Barber, played running back at Minnesota from 1977-80 and ranks sixth all-time in program history with 3,094 rushing yards • he then played for the NFL's New York Jets • brother, Marion Barber III, played running back at Minnesota from 2001-04 and ranks fourth all-time in program history with 3,276 rushing yards • he then played for the NFL's Dallas Cowboys and Chicago Bears • brother, Dom Barber, lettered at Minnesota as a defensive back from 2004-07 and notched 187 career tackles before playing for the NFL's Houston Texans.



ADAM BECK

23 | DEFENSIVE BACK

Freshman | 6.2 | 185

Major: Undeclared

Richmond, Texas | George Ranch HS

HIGH SCHOOL: Attended George Ranch High School in Richmond, Texas • wore No. 7 for the Longhorns • as a senior, made 76 tackles, broke up nine passes and snagged two interceptions as he earned 6A District 23 All-District honors in 2016 • as a junior, team won the Texas State championship (5A) • consensus three-star recruit according to Scout, Rivals, 247 Sports and ESPN • Scout ranked him the No. 7 safety in Texas and the No. 69 recruit at his position • Rivals ranked him as the No. 40 safety and as the No. 76 prospect in Texas • ESPN had him as the No. 80 safety and the No. 165 recruit in Texas and 247 Sports ranked him the No. 119 player at his position and as the No. 139 prospect in Texas • coached by Ricky Tullos.



COLTON BEEBE

44 | TIGHT END

Sophomore (RS) | 6.3 | 268 | Letters: 1

Major: Finance

Kansas City, Kan. | Piper HS

2016 • FRESHMAN SEASON: Played in 13 games and started eight • made six catches for 48 yards • blocked for an offense that rushed for 2,387 yards and 34 touchdowns • Academic All-Big Ten. **Game-by-Game:** Made his collegiate debut against Oregon State and returned one kickoff for 12 yards • made his first career catch, a 22-yard reception, against Indiana State • had two receptions for 10 yards against Colorado State • caught two balls for 10 yards at Penn State and competed against Iowa • saw action at Maryland and against Rutgers • competed on offense and on special teams at Illinois and against Purdue • caught one pass for six yards at Nebraska • started against Northwestern, at Wisconsin and versus Washington State.

2015: Redshirted.

HIGH SCHOOL: Attended Piper High School • four-year letterwinner and led team to a 34-14 record in 48 career games • rushed 336 times for 1,594 yards and 28 touchdowns during his career • caught 47 career passes for 615 yards and eight touchdowns • made 514 tackles during career, including 12.0 sacks • caused six fumbles, recovered three fumbles and made four interceptions in 48 games • handled punting duties and averaged 35.0 yards on 132 career punts • career-long punt was 70 yards and came during his junior season • won the Bobby Bell Award as a junior and senior, which is given to the best lineman or linebacker in the Missouri-Kansas area • played in 12 games as a senior and carried the ball 86 times for 427 yards and 13 touchdowns • caught six passes for 87 yards and one score • made 152 tackles on defense, including 4.0 sacks and 23.0 tackles-for-loss • made one interception and caused one fumble, while also breaking up two passes • named First-Team All-State and Top 12 by the coaches association • played in 12 games as a junior and rushed 95 times for 349 yards and 10 touchdowns • caught 21 passes for 236 yards and three scores • recorded 159 tackles, including 8.0 tackles-for-loss • competed in 13 games as a sophomore and rushed 95 times for 554 yards and three touchdowns • caught nine passes for 119 yards and one score • totaled 114 tackles, including 4.5 sacks and 10.0 tackles-for-loss • played in 11 games as a freshman and rushed 60 times for 264 yards and two touchdowns • hauled in 11 passes for 173 yards and three scores • made 89 tackles • coached by Chris Brindle • also lettered in basketball, baseball and track • ranked as a three-star prospect by ESPN and received two stars from Rivals, 247Sports and Scout • ESPN and 247Sports listed him as the No. 14 prospect in Kansas • 247Sports had him as the No. 8 fullback in his class, while ESPN ranked him No. 57 at his position.

PERSONAL: Born Oct. 15, 1996 • son of Thomas and Tamara Beebe • has three brothers (Collin, Cooper and Camden) • father, Thomas, played football at Pittsburg State University.



SHANNON BROOKS

23 | RUNNING BACK

Junior | 6.0 | 213 | Letters: 2

Major: Youth Studies

Atlanta, Ga. | Pickens HS

CAREER: Has rushed 257 times for 1,359 yards in 22 games, which ranks 31st all-time in program history • has rushed for 12 career touchdowns (averages 24.99 yards per touchdown), caught two touchdown passes and passed for one (42 yards to Drew Wolitarsky at Iowa in 2015) • first Gopher running back since Duane Bennett, who played from 2007-11, to rush, pass and throw for a touchdown in his career • career long 75-yard rushing touchdown came against Illinois in 2015.

2016 • SOPHOMORE SEASON: Played in 10 games and started two • missed three games with an injury • rushed 138 times for 650 yards and five touchdowns • had eight receptions for 76 yards and two touchdowns • returned three kickoffs for 44 yards. **Game-by-Game:** Missed the Oregon State and Indiana State game with an injury • made his season debut against Colorado State and rushed 13 times for 85 yards and one touchdown • carried the ball 14 times for 100 yards and one touchdown at Penn State • touchdown covered 37 yards, which was his fifth career rushing score that has been 35 yards or greater • rushed 10 times for 55 yards and a touchdown against Iowa • carried the ball 22 times for 86 yards at Maryland and also added 17-yard touchdown reception, which was the first receiving score of his career • his touchdown reception at Maryland was the first receiving touchdown for a Gopher running back since Duane Bennett caught a 38-yard touchdown from Adam Weber on Oct. 2, 2010, against Northwestern (span of 76 games) • gained 87 yards on 22 carries against Rutgers and rushed for one touchdown • rushed 12 times for 59 yards and one touchdown at Illinois • missed the Purdue game with an injury • rushed nine times for 17 yards at Nebraska and also caught one pass for nine yards • totaled 106 all-purpose yards (73 rushing, 33 receiving) against Northwestern • rushed nine times for 37 yards at Wisconsin • gained 51 yards on 13 carries against Washington State and caught two passes for 10 yards and one touchdown.

2015 • FRESHMAN SEASON: Rushed 119 times for 709 yards (fourth-most ever for a freshman) and seven touchdowns • his seven touchdowns have covered 75, 71, 40, 38, five and three yards (twice) • became the first Gopher since Laurence Maroney in 2005 to have four touchdown runs longer than 35 yards in one season, as Maroney had scoring runs of 93 yards (Wisconsin), 73 (Tulsa), 67 (Tulsa) and 38 (Florida Atlantic) • averaged 6.0 yards per carry, which is the 11th-best mark in school history and the third-best ever for a freshman behind Laurence Maroney (6.92 on 162 carries in 2003) and Marion Barber III (6.28 on 118 carries in 2001) • also caught 17 passes for 167 yards • named Big Ten Freshman of the Week three times • received Minnesota's Bob McNamara Offensive Back of the Year award and was named the team's Outstanding Offensive Freshman of the Year • named All-Big Ten Honorable Mention. **Game-by-Game:** Made his Minnesota and collegiate debut at Colorado State where he saw action on special teams and on one offensive play • played on special teams against Kent State and made two tackles • saw significant action against Ohio and carried the ball 10 times for 82 yards and two touchdowns and also returned four kickoffs for 65 yards • scored on 40-yard run against Ohio and also scored the game-winning touchdown from three yards out with 30 seconds left in the game • rushed 10 times for 33 yards at Northwestern and also returned two kickoffs for 47 yards • rushed 17 times for 176 yards, which included a 71-yard touchdown at Purdue • his 176 yards at Purdue tied Darrell Thompson (176 yards versus Northwestern, Oct. 11, 1986) as the eighth-highest total by a freshman running back in program history and were the most by a freshman running back since Laurence Maroney rushed for 179 yards at Illinois on Nov. 1, 2003 • named Big Ten Freshman of the Week after his performance at Purdue • rushed eight times for 25 yards against Nebraska • carried the ball 12 times for 33 yards and caught one pass for 40 yards against Michigan • rushed 11 times for 27 yards and caught two passes for 11 yards at Ohio State • gained 86 yards and one touchdown on 14 carries at Iowa and also caught three passes for 13 yards • attempted and completed his first career pass, a 42-yard touchdown to Drew Wolitarsky at Iowa to become the first non-quarterback to throw a touchdown for the Gophers since running back Duane Bennett hit tight end Eric Lair for an 8-yard score against Northwestern in 2010 • named Big Ten Freshman of the Week after his performance at Iowa • rushed 17 times for 174 yards (10th

most ever for a Minnesota freshman running back) and three touchdowns (75, 38 and five yards) against Illinois • his 75-yard touchdown against Illinois was the longest by a Gopher since MarQueis Gray's 75-yard run against New Hampshire in 2012 • named Big Ten Freshman of the Week after his performance against Illinois • caught three passes for 53 yards against Wisconsin • rushed 15 times for 65 yards and caught four passes for 45 yards against Central Michigan.

HIGH SCHOOL: Attended Pickens High School and led his team to an 8-3 record and a 5-3 mark in region play • helped Dragons advance to the playoffs for the first time since 2005 • was a four-year varsity player and finished his career (played in 36 games) with 709 rushing attempts for 5,797 yards and 68 touchdowns for an average of 8.2 yards-per-carry • caught 85 career passes for 1,259 yards and 14 touchdowns • scored 82 career touchdowns • as a senior (11 games) he rushed 225 times for 2,223 yards (third most in the state and a school record) and scored 32 touchdowns, while catching 12 passes for 206 yards and one touchdown • scored 198 points (fourth most in the state) on a school-record 33 touchdowns and was named Class AAAA Offensive Player of the Year, a First-Team All-State selection and Class AAAA Region 7 Player of the Year • as a junior (10 games) he rushed for 1,696 yards on 235 carries and scored 16 touchdowns while also catching 19 passes for 326 yards and four scores • as a sophomore (10 games) he carried the ball 156 times for 1,064 yards and scored nine touchdowns and also caught 46 passes for 592 yards and eight touchdowns • as a freshman (5 games) he gained 814 yards on 93 carries and scored 11 times, while also making eight receptions for 135 yards and one score • coached by Chris Parker • also lettered in basketball • ranked as a three-star prospect by ESPN, Rivals and 247Sports, while Scout gave him two stars • Rivals listed him as the No. 65 running back, while 247Sports had him at No. 101 and ESPN had him at No. 146 • Rivals listed him as the No. 68 prospect in Georgia, while 247Sports had him at No. 120 and ESPN slotted him at No. 144.

PERSONAL: Born Aug. 19, 1996 • son of Sharon Brooks • guardian is Melissa Weeks • has one brother (Kalyan).



NATHAN BURSCH

63 | OFFENSIVE LINE

Freshman | 6.5 | 255

Major: Undeclared

Woodbury, Minn. | Woodbury HS

HIGH SCHOOL: Attended Woodbury High School in Woodbury, Minnesota • wore No. 88 for the Royals • played tight end and defensive end • as a senior, had 11 receptions for 129 yards and one touchdown • recorded 24 tackles, five tackles for loss and one sack • as a junior, caught eight passes for 101 yards and one touchdown • recorded 22 tackles, four tackles for loss and 2.5 sacks • Scout and 247 Sports gave him three stars, while Rivals and ESPN gave him two • Scout ranked him as the No. 1 tight end in Minnesota, the No. 14 tight end in the Midwest and the No. 47 tight end in the nation • ESPN tabbed him as the No. 6 recruit in Minnesota and as the No. 45 tight end in the nation • 247 Sports ranked him No. 8 in Minnesota and as the No. 86 tight end in the nation • coached by Andy Hill.

PERSONAL: Born July 15, 1999 • son of Brett and Lisa Bursch • has one brother (Isaac) and one sister (Isabella).



VINCENT CALHOUN

76 | OFFENSIVE LINE

Senior | 6.4 | 320 | Letters: 1

Major: Human Resource Development

Roswell, Ga. | Centennial HS | SW Mississippi CC

2016 • JUNIOR SEASON: Played in 10 games and started seven on the offensive line • missed the Colorado State, Penn State and Wisconsin games with an injury • blocked for an offense that rushed for 2,387 yards and 34 touchdowns. **Game-by-Game:** Made his Minnesota debut and started at right guard against Oregon State where he protected for an offense that rushed for 150 yards and four touchdowns and passed for 130 yards • paved the way for Minnesota to gain 593 yards of offense (292 rushing and 301 passing) against Indiana State, which is the most the Gophers have gained since they racked up 704 yards against Toledo in 2004 • missed the Colorado State and Penn State games with an injury • returned to the lineup and started at right guard against Iowa • blocked for an offense that rushed for 229 yards and two touchdowns at Maryland • started against Rutgers and helped pave the way for Minnesota to rush for 243 yards and three touchdowns • blocked for an offense that rushed for five touchdowns at Illinois, which was the most for Minnesota since it rushed for six against San Jose State in 2013 • played as a reserve against Purdue and blocked for an offense that rushed for 235 yards and five touchdowns • saw action at Nebraska • started at right guard against Northwestern and blocked for an offense that rushed for two scores and threw for one • competed against Washington State.

PREVIOUS COLLEGE: Spent two seasons at Southwest Mississippi Community College and earned NCAA Second Team All-America honors as a sophomore when he helped pave the way for the Bears to pass for 1,572 yards and 12 touchdowns and rush for 1,312 yards and 11 scores in nine games • allowed only two sacks while playing tackle all season and was also named to the NCAA's All-Region team, selected MACJC First Team All-South and named the South's Most Valuable Lineman • as a freshman, blocked for an offense that rushed for 1,947 yards and 15 touchdowns and passed for 1,076 yards and 10 scores in eight games • ranked as a three-star transfer prospect by ESPN, Scout and 247Sports, while Rivals gave him two stars • enrolled at Minnesota in January 2016 with two years of eligibility remaining.

HIGH SCHOOL: A 2013 graduate of Centennial High School in Roswell, Ga. • named first-team all-region as a senior and junior, despite the Knights finishing with records of 3-7 and 5-6 respectively • also wrestled in high school.

PERSONAL: Born Dec. 24, 1994 • son of Vincent and Thema Calhoun • father played football at Alabama • has three brothers (Chris, Daniel and Antonio) and one sister (Sydney).



EMMIT CARPENTER

38 | KICKER

Junior (RS) | 6.0 | 199 | Letters: 2

Major: Supply Chain and Operations Management

Green Bay, Wis. | Ashwaubonon HS

2016 • SOPHOMORE SEASON: Made 22-of-24 field goals (91.6%) • named Big Ten's Bakken-Andersen Kicker of the Year (first Gopher to be honored with this award) and was a semifinalist for the Lou Groza Award • named All-Big Ten First Team by the media and All-Big Ten Second Team by Big Ten coaches • scored 109 points, which tied Dan Nystrom (109 points in 2000) for most all-time by a Minnesota kicker • his 109 points also ranks tied for second all-time with Nystrom for any Gopher behind Gary Russell (114 points in 2005) • ranked fifth in the Big Ten in scoring • made his first nine field goals (tied for sixth longest streak in school history) to start the year and ended the season with 12 consecutive made field goals (fourth longest streak in school history) • perfect 10-of-10 on field goals from 40 yards or greater and was the only kicker in the nation - minimum of six kicks - to accomplish this feat • was 8-of-8 from 40-49 yards and 2-of-2 from 50-plus yards • career long field goal of 53 yards came against Purdue • notched 38 touchbacks on 76 kickoffs • Academic All-Big Ten. **Game-by-Game:** Connected on a 45-yard field goal (was his first career field-goal attempt) against Oregon State with no time remaining in the first half and also made all three point-after attempts • made his first nine field goals (tied for sixth longest streak in school history) to start the year and ended the season with 12 consecutive made field goals on the road • made his only kick - a point-after attempt - against Iowa • consecutive field goal made streak ended at nine when he missed from 36 yards in the first quarter at Maryland • converted a 37-yard field goal at Maryland in the third quarter and also made all four point after attempts • made 2-of-3 field goals (39 and 28 yards) against Rutgers and the 28-yarder came with six seconds remaining to give Minnesota a 34-32 win • made his only field goal (24 yards) attempt and five point after attempts at Illinois • made three field goals (28, 52 and 53 yards) against Purdue to become the second Gopher ever to make two 50-plus field goals in the game game (Adam Bailey connected from 50 and 52 yards against Penn State in 1997) • made a 42-yard field goal at Nebraska • made field goals from 19, 30 and 42 yards against Northwestern in freezing temperatures • connected on a 21-yard field goal at Wisconsin and also made two extra points • made two point-after attempts and a 43-yard field goal (second-long field goal in school bowl history) against Washington State in the Holiday Bowl.

2015 • FRESHMAN SEASON: Only action of the season came against TCU when he attempted an onside kick.

2014: Redshirted.

HIGH SCHOOL: Attended Ashwaubonon High School • helped lead team to 10-1 record and squad advanced to the third round of the playoffs • named first team All-Conference as a kick returner and second team All-Conference as a kicker • also named honorable mention All-State as a kicker • named Green Bay Gazette All-Area Kicker • made 9-of-12 field goals, with his longest being 50 yards • kicked six field goals of 40 yards or longer • made 18-of-21 point-after attempts • kicked off 39 times and recorded 23 touchbacks • coached by Mark Jonas • also lettered in track • ESPN ranked him as a three-star recruit, the No. 12 prospect in Wisconsin and the 32nd best kicker in his class • received a five-star kicker rating from Kohl's and was ranked as the No. 19 kicker in the nation.

PERSONAL: Born Sept. 25, 1995 • son of Tim and Laura Carpenter • has one sister (Emelia).



ERIC CARTER

9 | WIDE RECEIVER

Senior (RS) | 5.11 | 193 | Letters: 3

Master's: Sport Management

Lakeland, Fla. | Lake Gibson Senior HS

2016 • JUNIOR SEASON: Played in 11 games and made nine catches for 125 yards • Academic All-Big Ten. **Game-by-Game:** Missed the Oregon State game with an injury • returned to action against Indiana State, but did not record any statistics • caught one pass for 13 yards against Colorado State and played at Penn State • saw action at Maryland and caught one pass for four yards against Rutgers • competed on special teams and on offense at Illinois • made three catches for 69 yards against Purdue • caught one pass for six yards at Nebraska and reeled in two balls for 24 yards against Northwestern • made one catch for nine yards at Wisconsin • competed against Washington State.

2015 • SOPHOMORE SEASON: Played in 10 games and started three • missed two games because of injury • caught 23 passes for 255 yards and one touchdown • Academic All-Big Ten. **Game-by-Game:** Made his first career start against TCU and caught four passes for 25 yards • hauled in three passes for 32 yards at Colorado State • recorded four catches for 33 yards against Kent State • made three catches for 27 yards against Ohio • hauled in three passes for 37 yards at Northwestern • competed at Purdue, but did not record any statistics • made four catches against Nebraska for a career high 91 yards • caught his first career touchdown, a 24-yard connection from Mitch Leidner, against Nebraska • missed the Michigan and Ohio State games with an injury • did not play against Iowa • returned to the lineup against Illinois, but did not record any statistics • competed against Wisconsin • caught two passes for 10 yards against Central Michigan.

2014 • FRESHMAN SEASON: Played in eight games, mostly on special teams. **Game-by-Game:** Made Minnesota and collegiate debut against Eastern Illinois, but did not record any stats • played against Middle Tennessee • caught first pass of his career, a 4-yard reception from Mitch Leidner, at TCU • competed against San Jose State, at Michigan and against Northwestern and Purdue • competed against Iowa.

2013: Redshirted.

HIGH SCHOOL: Attended Lake Gibson Senior High School • caught 51 passes for 801 yards and 10 touchdowns as a senior • rushed for one touchdown • led his team to a perfect 10-0 regular season record (the first in school history) and the 2012 Class 6A District 10 title • represented Lake Gibson at the Florida Athletic Coaches Association's North-South All-Star Football Classic in Sebring, Fla. • recorded 865 receiving yards on 49 receptions as a junior, which included six touchdown catches • coached by Keith Demyer • earned a three-star ranking from Rivals.com and two-stars from Scout.com • listed as the No. 76 wide receiver in the nation and the No. 95 overall prospect in Florida by Rivals.com • ranked as the No. 246 wide receiver in the nation by Scout.com

PERSONAL: Born February 25, 1995 • son of Eric L. Carter and Vicki Thompson • has three brothers (Sammie, Gavin and Emari) and one sister (Breanna) • has already earned his degree in sport management and is now working on his master's degree in the same field of study.



BLAKE CASHMAN

36 | LINEBACKER

Junior | 6.2 | 230 | Letters: 2

Major: Marketing

Eden Prairie, Minn. | Eden Prairie HS

2016 • SOPHOMORE SEASON: Played in all 13 games • recorded 45 tackles and led the team with 7.5 sacks • forced one fumble • earned one Big Ten Defensive Player of the Week Award and was named Holiday Bowl Defensive Most Valuable Player • honored with team's Gary Tinsley Award, as the player who best embodied the underdog spirit of the late former Gopher Gary Tinsley • Academic All-Big Ten. **Game-by-Game:** Recorded two tackles against Oregon State • saw action against Indiana State • made one tackle against Colorado State • competed at Penn State • registered three tackles against Iowa • notched first career sack at Maryland • saw action against Rutgers • made one tackle at Illinois • totaled five tackles, three tackles for loss and two sacks against Purdue • made four tackles and had one sack at Nebraska • registered 10 tackles, made two sacks and forced one fumble against Northwestern and was then named Big Ten Defensive Player of the Week • notched four tackles, including 1.5 for loss at Wisconsin • named Holiday Bowl Defensive Most Valuable Player after recording 12 tackles, two tackles for loss and one sack.

2015 • FRESHMAN SEASON: Played in 13 games on special teams • made four tackles, including .5 tackle-for-loss. **Game-by-Game:** Tallied a tackle on special teams in first career game against TCU • saw action but did not record any statistics on special teams at Colorado State • saw action on special teams at Northwestern, but did not record any statistics • tallied two tackles, including .5 tackle-for-loss, at Purdue • competed on special teams versus Nebraska, but did not record a statistic • competed but did not record a statistic versus Michigan and at Ohio State • competed on special teams and registered a tackle at Iowa • saw action against Illinois, Wisconsin and Central Michigan but did not tally any statistics.

HIGH SCHOOL: Attended Eden Prairie High School • helped lead team to 13-0 record and a state championship as a senior (team's fourth straight state title) • played both cornerback and linebacker • made 72 tackles, which included six tackles-for-loss • named Associated Press First Team All-State and was named to the 2014 KARE11 All-Metro Defensive Team • coached by Mike Grant • also a stand-out basketball player.

PERSONAL: Born May 10, 1996 • parents are Steve Cashman, Corinne Meshbeshar and Sarah Cashman • has one brother (Austen) and three sisters (Isabelle, Claire and Lyla) • father, Steve, played football at St. Thomas University.



JONATHAN CELESTIN

13 | LINEBACKER

Senior | 6.1 | 230 | Letters: 3

Major: Kinesiology

Jonesboro, Ga. | Mundy's Mill HS

2016 • JUNIOR SEASON: Played in all 13 games and started 10 • second on team with 80 tackles • made seven tackles for loss, 2.5 sacks and also broke up four passes • Academic All-Big Ten. **Game-by-Game:** Made seven tackles and broke up one pass against Oregon State • notched four tackles against Indiana State and Colorado State • tallied eight tackles, including two for a loss at Penn State • tallied 13 tackles (12 solo) against Iowa • had seven tackles, one sack and one pass breakup at Maryland • totaled 12 tackles and one sack against Rutgers • registered four tackles at Illinois • made five tackles and picked up half at sack against Purdue • tallied five tackles at Nebraska • broke up one pass and made three tackles against Northwestern • forced one fumble and made seven tackles at Wisconsin • recorded one tackle against Washington State.

2015 • SOPHOMORE SEASON: Played in all 13 games and started three • made 43 tackles, including 4.0 tackles-for-loss • forced a fumble and broke up a pass • Academic All-Big Ten. **Game-by-Game:** Saw action against TCU, but did not record any statistics • tied a previous-best with six tackles at Colorado State • made one solo and one assisted tackle versus Kent State • totaled a career-high eight tackles (six solo), including 1.0 tackle-for-loss, against Ohio • recorded a pair of tackles, including 1.0 behind the line of scrimmage, at Northwestern • tallied a pair of tackles at Purdue • registered a team-high eight tackles and forced a fumble versus Nebraska • notched a tackle against Michigan • saw action at Ohio State, but did not record any statistics • registered two solo tackles at Iowa • totaled six tackles, including 1.0 behind the line of scrimmage, versus Illinois • saw action against Wisconsin, but did not record any statistics • recorded a team-high six tackles (five solo) versus Central Michigan.

2014 • FRESHMAN SEASON: Played in 11 games and made 16 tackles • recorded 3.0 tackles-for-loss and forced one fumble on special teams. **Game-by-Game:** Made his Minnesota and collegiate debut against Eastern Illinois and recorded three tackles • totaled four tackles, including one tackle-for-loss, against Middle Tennessee • competed at TCU and against San Jose State • saw special teams action against Northwestern • made one tackle and forced one fumble on a kick return against Purdue • saw action at Illinois • made a career-high six tackles (five solo) against Iowa, including one tackle-for-loss • played at Nebraska and at Wisconsin • totaled two tackles against Missouri, including one tackle-for-loss.

HIGH SCHOOL: Attended Mundy's Mill High School • helped lead his team to an 8-5 record, which was the best season in school history • team advanced to Class 5A quarterfinals • honorable mention All-State • named Clayton County's top defensive player by the Clayton Daily News • moved from safety to linebacker during his senior season and led the team with 139 tackles (92 solo) • recorded 10 or more tackles in eight games • had seven tackles-for-loss, which included six sacks • caught one pass for 10 yards • recorded 39 tackles as a junior, including five tackles-for-loss and four sacks • caught seven passes for 81 yards as a tight end • high school teammate of running back Rodney Smith • coached by Greg Manior • also lettered in basketball and track • rated as a two-star recruit by 247Sports, which also named him the 124th-best linebacker in his class and the 164th-best player in Georgia.

PERSONAL: Born Nov. 21, 1995 • son of Eunice and the late Frederick Celestin • has one sister (Alexus).



NICK CONNELLY

74 | OFFENSIVE LINE

Sophomore (RS) | 6.7 | 300 | Letters: 1

Major: Sport Management

Red Wing, Minn. | Red Wing HS

2016 • FRESHMAN SEASON: Played in nine games, mostly on special teams • made his Minnesota and collegiate debut as a reserve against Indiana State • saw action at right tackle at Maryland and against Rutgers • competed on special teams at Illinois, against Purdue and at Nebraska • played on offense and on special teams against Northwestern • competed at Wisconsin and against Washington State.

2015: Redshirted.

HIGH SCHOOL: Attended Red Wing High School • allowed one sack all season as he was named First-Team All-State by the Associated Press, All-Metro by KARE 11 and was voted the Big 9 Conference Lineman of the Year • on defense he recorded 14 sacks and made 124 tackles • coached by former Minnesota quarterback Rickey Foggie • also lettered in track • ranked as a three-star recruit by ESPN, Rivals, 247Sports and Scout • ESPN, Rivals and 247Sports listed him as the No. 4 prospect in Minnesota • Scout had him as the No. 1 offensive tackle in Minnesota, the No. 8 tackle in the Midwest and the No. 54 tackle prospect in the nation.

PERSONAL: Born Sept. 17, 1996 • son of Chuck and Tami Connelly • has two brothers (Hunter and Christian).



CARTER COUGHLIN

45 | LINEBACKER

Sophomore | 6.4 | 225 | Letters: 1

Major: Undeclared

Eden Prairie, Minn. | Eden Prairie HS

2016 • FRESHMAN SEASON: Played in 11 games and started one • made 25 tackles, four tackles for loss and two sacks. **Game-by-Game:** Made collegiate debut against Indiana State and recorded his first career tackle • made his first career start against Colorado State and tallied six tackles • saw action against Iowa • registered five tackles at Maryland • made one tackle against Rutgers and notched three tackles at Illinois • recorded one tackle against Purdue and competed at Nebraska • notched half a sack and made two tackles against Northwestern • had half of a sack at Wisconsin • tallied four tackles and one sack against Washington State.

HIGH SCHOOL: Attended Eden Prairie High School • three-year letterwinner played both on the defensive line and at linebacker for the Eagles, who ranked No. 3 in the state • compiled an 11-1 mark and a 9-0 record in conference play in 2015 • named Associated Press First Team All-State • played in the U.S. Army All-American Bowl for the East squad • guided team to two state titles and held a 40-game winning streak • paced a defense that allowed only 16.9 points per game during senior season • as a senior, totaled 35 tackles, including 7.0 tackles-for-loss, two pass breakups and one fumble recovery • also added six carries for 27 yards and two touchdowns and one reception for 46 yards and a score • as a junior, forced and recovered a fumble en route to leading a defense to allow only 13.9 points per game and have a perfect 13-0 season • as a sophomore, paced the team to a 12-0 mark and the defense allowed just 12.7 points per game • coached by Mike Grant • ranked as a four-star prospect by Rivals, Scout, ESPN and 247Sports • Rivals, Scout, ESPN and 247Sports listed him as the No. 1 prospect in the state • Scout rated him as the No. 1 outside linebacker in the state and Midwest region, No. 4 outside linebacker in the nation and No. 51 overall prospect • Rivals tabbed him as the No. 8 linebacker in the country and No. 82 prospect overall • ESPN ranked him as the No. 12 inside linebacker, No. 25 overall prospect in the region and a member of the ESPN 300 • 247Sports ranked him as the No. 9 outside linebacker and No. 92 overall prospect • also lettered in basketball.

PERSONAL: Born July 21, 1997 • son of Robert and Jennie Coughlin • has two brothers (Quinn and Cullen) and two sisters (Kaiden and Callie) • brother, Quinn, is a defensive lineman for the Gophers • father, Robert, played football for the Gophers from 1986-90 and was a two-year letterwinner • mother, Jennie (Moe), played tennis for Minnesota from 1989-92 and was a three-time all-conference selection and two-time team MVP • she is in the top-5 in program history for singles wins (92) and doubles victories (89) • grandfather, Tom Moe, lettered for the Gophers from 1957-59 and later served as interim athletic director for the Maroon and Gold for three years (1999-2002) • uncle, Mike Moe, lettered for the Gophers in the 1980s.



QUINN COUGHLIN

94 | DEFENSIVE LINE

Freshman | 6.3 | 238

Major: Undeclared

Eden Prairie, Minn. | Eden Prairie HS

HIGH SCHOOL: Started at defensive line for Eden Prairie High School • coached by Mike Grant.

PERSONAL: Born November 22, 1998 • son of Bob and Jennie Coughlin • has two brothers (Carter and Cullen) and two sisters (Callie and Kaiden) • brother, Carter, also is a linebacker for the Gophers • father, Robert, played football for the Gophers from 1986-90 and was a two-year letterwinner • mother, Jennie (Moe), played tennis for Minnesota from 1989-92 and was a three-time all-conference selection and two-time team MVP • she is in the top-5 in program history for singles wins (92) and doubles victories (89) • grandfather, Tom Moe, lettered for the Gophers from 1957-59 and later served as interim athletic director for the Maroon and Gold for three years (1999-2002) • uncle, Mike Moe, lettered for the Gophers in the 1980s.



ZO CRAIGHTON

14 | DEFENSIVE BACK

Sophomore (RS) | 6.1 | 206 | Letters: 1

Major: Integrated Degree Program

Geismar, La. | Dutchtown HS

2016 • FRESHMAN SEASON: Played in eight games • recorded four tackles and had one pass breakup. **Game-by-Game:** Made his collegiate debut against Oregon State • played against Indiana State and recorded two tackles and one pass breakup • played against Colorado State • saw action at Nebraska and Wisconsin • tallied two tackles against Washington State.

2015: Redshirted.

HIGH SCHOOL: Attended Dutchtown High School • played in 12 games as a senior and made 43 tackles, which included two sacks • broke up three passes, recovered three fumbles and made one interception • coached by Benny Saia • also lettered in baseball • ranked as a three-star recruit by ESPN and two-star prospect by Rivals, 247Sports and Scout • ESPN listed him as the No. 54 safety in his class, while 247Sports had him at No. 113 • ranked as the 38th-best recruit in Louisiana by ESPN and as the No. 88 talent in the state according to 247Sports.

PERSONAL: Born June 28, 1997 • son of Alonzo and Loretta Craighton • has three sisters (Aleah, Shantell and Alaijah) • cousin, Travis Minor, played football at Florida State and in the NFL with the Miami Dolphins and St. Louis Rams.



DEMRY CROFT

11 | QUARTERBACK

Sophomore (RS) | 6.5 | 205 | Letters: 1

Major: Business and Marketing Education

Rockford, Ill. | Boylan HS

2016: Redshirted.

2015 • FRESHMAN SEASON: Played in three games as a reserve • completed 7-of-17 passes for 34 yards • rushed nine times for 38 yards. **Game-by-Game:** Made his collegiate and season debut at Northwestern, where he was 5-of-11 for 27 yards • first offensive play of his career was a rush for 11 yards • completed 2-of-5 passes for seven yards at Purdue and also rushed three times for 34 yards • replaced an injured Mitch Leidner for one play at Ohio State.

HIGH SCHOOL: Attended Boylan High School • played in 10 games as a senior and passed for 2,011 yards and 21 touchdowns • also rushed for 845 yards and 10 scores • named Honorable Mention All-State • competed in the Offense-Defense All-American Bowl at the Citrus Bowl in Orlando where he completed 12-of-15 passes for 213 yards and two touchdowns • saw action in 12 games as a junior and passed for 1,879 yards and 16 passes, while rushing for 685 yards and 12 scores • coached by John Cacciatore • ranked as a three-star prospect by ESPN, Rivals, 247Sports and Scout • 247Sports tagged him as the No. 7 prospect in Illinois, while Rivals had him at No. 18 and ESPN listed him at No. 41 • 247Sports ranked him as the No. 18 dual-threat quarterback in his class, while Rivals slotted him at No. 29 in their quarterback rankings and ESPN had him at No. 48 • Scout listed him as the No. 1 quarterback in Illinois, the No. 4 quarterback in the Midwest and the No. 26 quarterback in the nation • also lettered in basketball, track and bowling.

PERSONAL: Born Aug. 1, 1997 • son of Robert and Shereese Croft • has two sisters (Brooke and Sabiyah).



BEN DAVIS

71 | OFFENSIVE LINE

Sophomore | 6.4 | 274

Major: Sociology

Elk Grove, Calif. | Elk Grove HS | American River Coll.

PRIOR TO MINNESOTA: Started at Elk Grove High School in California before starting on the offensive line as a freshman for American River College • blocked for an offense that averaged 380.2 yard per game including 155.4 yards per game on the ground • led American River to a NCFC conference championship and a state championship appearance • also lettered in baseball in high school.

PERSONAL: Born March 3, 1998 • son of Greg and Maryjo Davis • his brother, J.D., who plays baseball in the Houston Astros organization.



WINSTON DeLATTIBOUDERE

46 | DEFENSIVE LINE

Sophomore (RS) | 6.3 | 247 | Letters: 1

Major: Sociology of Law, Criminology and Deviance

Baltimore, Md. | Howard HS

2016 • FRESHMAN SEASON: Played in all 13 games and started five • recorded 15 tackles, 3.5 tackles for loss and 1.5 sacks. **Game-by-Game:** Made his collegiate debut against Oregon State and recorded one tackle • registered two tackles against Indiana State • saw action against Colorado State • made two tackles at Penn State • made first career start against Iowa and made two tackles and recovered one fumble • registered two tackles at Maryland and two against Rutgers • recorded one tackle for loss at Illinois • made one tackle against Purdue and one at Nebraska • notched one sack against Northwestern • saw action at Wisconsin and Washington State.

2015: Redshirted • shared Defensive Work Team Player of the Year honors with Gary Moore.

HIGH SCHOOL: Attended Howard High School, where he helped the Lions (12-1) win the Howard County championship and make the state semifinals • played his entire senior season as a 16-year-old • named the Baltimore Sun's 2014 All-Metro Defensive Player of the Year and the Howard County Times and Columbia Flier Football Defensive Player of the Year • earned first-team all-state honors • led a defense that held opponents to 7.5 points per game and shut out five teams • recorded 101 tackles and 38 quarterback hurries as a senior • his 42 tackles-for-loss included 17.5 sacks • also recorded one interception, one fumble recovery and one touchdown • coached by Bruce Strunk • also lettered in track and basketball • received three stars from 247Sports and was listed as a two-star prospect by Rivals.

PERSONAL: Born Jan. 1, 1998 • son of Winston and LaVonne DeLattiboudere • has two brothers (Bryan and Brandon) • father, Winston, played football at Bowie State.



MIKE DELICH

33 | RUNNING BACK

Freshman | 5.11 | 217

Major: Undeclared

Apple Valley, Minn. | Eastview HS

HIGH SCHOOL: Attended Eastview High School • two-time All-Conference honoree • as a senior had 167 carries for 850 yards and 10 touchdowns in six games • named to the 2016 Vikings MFCA All-Star Team • in six games as a junior had 120 carries for 695 yards and five touchdowns • played three games on defense and recorded 17 tackles and one forced fumble • in nine games on defense as a sophomore, made 81 tackles including eight for a loss, 3.5 sacks and one forced fumble • on top of football was named All-State in wrestling and track and field.

PERSONAL: Born on May 18, 1999 • son of Bob and Nicole Delich • has one brother, Tom who played college football for Bethel University.



TAI'YON DEVERS

92 | DEFENSIVE LINE

Sophomore | 6.4 | 229 | Letters: 1

Major: Undeclared

Pompano Beach, Fla. | Blanche Ely HS

2016 • FRESHMAN SEASON: Played in 11 games and made five tackles, three sacks and three forced fumbles. **Game-by-Game:** Made his collegiate debut against Oregon State and made two sacks and forced two fumbles • saw action against Indiana State • registered a sack and forced one fumble against Colorado State • played against Iowa, Maryland, Rutgers and Illinois • notched one tackle against Purdue and one at Nebraska • competed against Northwestern and Wisconsin.

HIGH SCHOOL: A 2015 graduate of Blanche Ely High School in Pompano Beach, Fla. • played one year of football -- his senior season -- for the Tigers and helped lead them to a 6-5 record a 3-0 mark in district play • totaled 36 tackles, 12 sacks, forced two fumbles, recovered one fumble and blocked a punt and a field goal • played in the 2014 BCAA All-Star Classic and was named the outstanding defensive player for the North team • coached by Nakia Jenkins at Blanche Ely • also played basketball and was a member of the 2015 Class 7A state championship team • played football last season at the Georgia Prep Sports Academy where he was coached by Michael Carson • ranked as a three-star prospect by ESPN, Scout and 247Sports, while Rivals gave him two stars.

PERSONAL: Born June 11, 1997 • son of LaTia James • has one brother (Darron) • uncle Devan James played running back at Morgan State.



DEMETRIUS DOUGLAS

82 | WIDE RECEIVER

Freshman | 6.0 | 181

Major: Undeclared

Portland, Ore. | Jesuit HS

HIGH SCHOOL: Attended Jesuit High School in Portland, Oregon • wore No. 17 for the Crusaders • started at wide receiver and corner as he helped his team to a 12-1 record in 2016 • team went 26-1 his last two seasons and won a state championship his junior year • as a senior, recorded 38 receptions for 884 yards and 10 touchdowns • made 17 tackles, broke up seven passes and recorded five interceptions • consensus three-star corner recruit by Scout, Rivals, 247 and ESPN, but will play receiver at Minnesota • ranked as No. 2 corner in Oregon and as No. 49 corner in his class by Scout • 247 Sports listed him as the No. 6 prospect in Oregon, while ESPN had him at No. 9 and Rivals at No. 10 • coached by Ken Potter.

PERSONAL: Born March 17, 1999 • Son of Omar and Adriane Douglas • has two sisters (Avery and Alex) • father, Omar, played receiver at Minnesota from 1990-93 and ranks tied for eighth in receptions (130), tied for ninth in receiving touchdowns (14) and tenth in school history in receiving yards (1,681) • Omar, who owns the school record for touchdowns in a game with five (Oct. 9, 1993 vs. Purdue), spent four years in the NFL with the New York Giants.



BRONSON DOVICH

61 | OFFENSIVE LINE

Sophomore (RS) | 6.5 | 298 | Letters: 1

Major: Communication Studies

Chaska, Minn. | Chaska HS

2016 • FRESHMAN SEASON: Played in 11 games and saw the majority of his action on special teams • made his Minnesota and collegiate debut as a reserve offensive lineman against Indiana State • also played against Colorado State, Penn State, Maryland, Rutgers, Illinois, Purdue, Nebraska, Northwestern, Wisconsin and Washington State.

2015: Redshirted.

HIGH SCHOOL: Attended Chaska High School • helped lead team to a 7-3 record and a 5-1 mark in conference play • two-year starter • named First-Team All-State by the Associated Press, All-Metro by KARE11 and was an all-conference selection • ranked as a three-star prospect by ESPN, Rivals, 247Sports and Scout • 247Sports and ESPN listed him as the No. 3 prospect in Minnesota, while Scout had him as the No. 2 offensive tackle in Minnesota and the No. 12 offensive tackle in the Midwest • Scout listed him as No. 71 player at his position, while ESPN had him at No. 123 and 247Sports had him at No. 131

PERSONAL: Born March 6, 1997 • son of Mike and Holly Dovich • has one brother (Mitch) and one sister (Alexandra).



CONEY DURR

16 | DEFENSIVE BACK

Sophomore | 5.10 | 191 | Letters: 1

Major: Undeclared

Baton Rouge, La. | Dutchtown HS

2016 • FRESHMAN SEASON: Played in seven games and started one • recorded six tackles and one pass breakup. **Game-by-Game:** Made collegiate debut against Indiana State • saw action at Illinois and against Purdue • made first collegiate tackle at Nebraska and competed against Northwestern • recorded one tackle at Wisconsin • made his first career start against Washington State and recorded four tackles and one pass breakup before leaving the game with an injury.

HIGH SCHOOL: Attended Dutchtown High School in Geismar, La. • four-year letterwinner helped lead the Griffins to a 8-4 record as a senior • recorded 55 tackles and five tackles-for-loss • recovered a fumble and returned it for a touchdown • named First Team All-State by the Louisiana Football Coaches Association • tabbed an Louisiana All-State honorable mention and was District 5-5A Defensive MVP • earned First Team District 5-5A honors as a junior • coached by Benny Saia • also lettered in football and track • ranked as a consensus three star recruit by ESPN, Rivals, Scout and 247Sports • Scout ranked him as the No. 9 cornerback in Louisiana • 247Sports listed him as the No. 56 recruit in Louisiana while Rivals had him at No. 44 and ESPN at No. 57 • ESPN ranked him as the No. 89 cornerback in his class.

PERSONAL: Born December 25, 1997 • son of Jerry Banks and Karlyn Durr • has four sisters (Jerilyn, LaKendra, Shyniqua, and Jerah).



REY ESTES

18 | QUARTERBACK

Freshman | 6.0 | 163

Major: Undeclared

East St. Louis, Ill. | East St. Louis HS

HIGH SCHOOL: Attended East St. Louis High School in East St. Louis, Ill. • wore No. 5 for the Flyers • started at quarterback leading East St. Louis to a 14-0 record capped off by a state championship victory • threw for 2,464 yards and 26 touchdowns and ran for 515 yards and eight touchdowns his senior year while also catching two touchdown passes • named First Team All-Southwestern and was named First Team All-State • three-star recruit by Scout, 247 and ESPN and a two-star recruit by Rivals • Scout ranked him the No. 2 quarterback in Illinois and the No. 12 signal-caller in the Midwest • ESPN listed him as the No. 17 recruit in Illinois and as the No. 30 dual-threat quarterback in his class, while 247 Sports tabbed him as the No. 31 prospect in Illinois and as the No. 94 athlete in the nation • coached by Darren Sunkett.

PERSONAL: Born October 17, 1998 • son of Tamara Williams • has two brothers (Rasheed and Rashon) and one sister (Tomiqua).



JONATHAN FEMI-COLE

28 | RUNNING BACK

Sophomore (RS) | 6.0 | 228

Major: Kinesiology

Vaughan, Ontario, Canada | St. Andrew's College

2016: Did not see game action.

2015: Redshirted.

HIGH SCHOOL: Attended St. Andrew's College • played in eight games as a senior and rushed for 1,648 yards (137.3 yards-per-game) and 12 touchdowns • rushed 23 times for 137 yards and was named MVP in the 2014 National Underclassmen Combine All-American game in Myrtle Beach, S.C. • coached by Len Gurr • ranked as a three-star prospect by ESPN, Rivals and Scout, while 247Sports gave him two stars • Rivals had him as the No. 53 running back in his class • Scout listed him as the No. 1 running back in Ontario and the No. 154 running back in his class, while 247Sports had him at No. 2 for prospects in Ontario and at No. 164 for running backs • ESPN ranked him as the No. 4 recruit in his region and as the 129th-best running back.

PERSONAL: Born April 11, 1996 • son of Jonathan and Antonia Cole • has one sister (Megan).



TOMMY FULLER

44 | DEFENSIVE BACK


Freshman | 5.10 | 190

Major: Undeclared

Eden Prairie, Minn. | Eden Prairie HS

HIGH SCHOOL: Attended Eden Prairie High School • an Academic All-State and Academic All-District honoree • as a senior, recorded 51 tackles with three forced fumbles, three fumble recoveries, two interceptions and scored three touchdowns • coached by Mike Grant • also lettered in lacrosse.

PERSONAL: Born on January 11, 1999 • son of Doug and Lori Fuller • has one brother (Sam).



CLAY GEARY

18 | WIDE RECEIVER

Freshman (RS) | 5.10 | 191

Major: Undeclared

Lakeville, Minn. | Lakeville South HS

2016: Redshirted.

HIGH SCHOOL: Attended Lakeville South High School • as a senior, served as a team captain and helped lead team to a 6-5 record • rushed 118 times for 565 yards and five touchdowns • caught 32 passes for 280 yards and two touchdowns • returned 10 kickoffs for 166 yards • coached by Larry Thompson • also lettered in track and hockey.

PERSONAL: Born May 4, 1998 • son of David and Stephanie Geary • has two brothers (Ben and Will) and one sister (Lauren) • father David played football and wrestled at University of Northwestern – St. Paul.



ISAIAH GENTRY-MADARIS

2 | WIDE RECEIVER

Junior (RS) | 6.4 | 219 | Letters: 1

Major: Youth Studies

Cincinnati, Ohio | Moeller HS

2016: Did not see game action.

2015 • **FRESHMAN SEASON:** Played in three games • missed 10 games with an injury • caught two passes for 36 yards. **Game-by-Game:** Missed the TCU and Colorado State games with an injury • made his season and collegiate debut against Kent State, but did not record any statistics • made his first career catch, a seven-yard gain against Ohio, and ended the game with two catches for 36 yards • competed at Northwestern • missed the rest of the season with an injury.

2014: Redshirted.

HIGH SCHOOL: Attended Moeller High School • helped lead his team to a 14-1 record and state championship • made seven catches for 182 yards and two touchdowns (two touchdowns tied a state championship game record) as the Crusaders beat Mentor 55-52 to win the Division I title • made 44 catches for 1,104 yards and 10 touchdowns as a senior • had 10 catches in first seven games, but then recorded 34 catches in final eight games • during the last eight weeks of the season he had games of 160, 173, 182 and 229 yards and caught eight touchdowns • averaged 25.1 yards per catch as a senior • finished third on the team in scoring with 62 points • named first-team All-District and special mention All-State • ranked as the No. 22 player in Ohio and the No. 65 wide receiver in his class by Rivals • received three-star status from Rivals, 247Sports and Scout • listed as the No. 83 wide receiver by Scout and as the 92nd best player in Ohio by 247Sports • also a standout member of the Moeller track and field team.

PERSONAL: Born June 5, 1996 • son of Dorrell and Pershana Madaris • has two brothers and one sister • great uncle-in-law Rodney Heath played cornerback for the Gophers from 1993-96 and played in the NFL for Cincinnati and Atlanta.



JERRY GIBSON

3 | DEFENSIVE LINE

Junior (RS) | 6.3 | 260 | Letters: 1

Major: Business and Marketing Education

Theodore, Ala. | Theodore HS

2016 • **SOPHOMORE SEASON:** Played in four games and made two tackles. **Game-by-Game:** Played against Oregon State and registered his first collegiate tackle • played against Indiana State and made one tackle • saw action against Colorado State and Illinois.

2015 • **FRESHMAN SEASON:** Played in one game, as he made his Minnesota and collegiate debut against Kent State where he played on special teams • moved from tight end to defensive end during the season.

2014: Redshirted.

HIGH SCHOOL: Attended Theodore High School • rushed 77 times for 509 yards, while also catching 18 passes for 280 yards and seven touchdowns • passed for three touchdowns as a senior • notched 18 tackles on defense including five sacks • broke up two passes, caused three fumbles and also recovered one fumble • coached by Eric Collier • ESPN listed him as a three-star recruit, 19th best tight end/H-back recruit in the country and the No. 29 player in Alabama • 247Sports ranked him as a three-star prospect, the 47th-best player in Alabama and the No. 61 tight end in the nation • received two-star rating from Scout and Rivals • lettered in basketball.

PERSONAL: Born Feb. 5, 1996 • son of Jerry and Henrietta Gibson • has two sisters.



SETH GREEN

17 | QUARTERBACK

Freshman (RS) | 6.4 | 229

Major: Undeclared

Woodbury, Minn. | Allen HS (Texas)

2016: Redshirted • named Offensive Work Team Player of the Year.

HIGH SCHOOL: Enrolled at Minnesota in January 2016 and participated in spring practice • attended Allen High School in Allen, Texas • helped lead the Eagles to a 14-1 record and a berth in the state championship game • completed 81 passes for 1,481 yards and 19 touchdowns and rushed 99 times for 865 yards and 10 scores • coached by Tom Westerberg at Allen • played three years at East Ridge High School in Woodbury, Minn., before his family moved to Texas • as a junior, led Raptors to a 9-2 record as a junior and to the state quarterfinals • completed 142 passes for 1,850 yards and 20 touchdowns and also rushed 107 times for 551 yards and five scores • named All-Metro Second Team • as a sophomore, completed 86 passes for 1,323 yards and 13 touchdowns and rushed 53 times for 182 and two scores as team went 8-2 • as a freshman, completed 75 passes for 1,243 yards and 10 touchdowns • rushed 47 times for 98 yards and three scores as team finished with a 5-4 record • coached by Mike Pendino at East Ridge, where he also played basketball • ranked as a four-star recruit by Scout and ESPN, while Rivals and 247Sports gave him three stars • Scout tabbed him as the No. 4 quarterback in Texas and as the No. 23 quarterback in his class • 247Sports listed him as the No. 10 dual-threat quarterback and ESPN had him as the No. 15 dual-threat quarterback • Rivals had him as the No. 50 recruit in Texas, while 247Sports had him at No. 53 and ESPN has him at No. 66.

PERSONAL: Born Feb. 14, 1998 • son of Bryan and Teresa Green • father played running back for the Gophers in 1991 • has two brothers (Blaine and Bryson).



DONNELL GREENE

73 | OFFENSIVE LINE

Junior (RS) | 6.7 | 314 | Letters: 1
Major: Human Resource Development
Marietta, Ga. | Kell HS | Coffeyville CC

2016 • SOPHOMORE SEASON: Played in 13 games and started the final eight games of the season on the offensive line • blocked for an offense that rushed for 2,387 yards and 34 touchdowns. **Game-by-Game:** Made his Minnesota debut against Oregon State and saw action on special teams • saw extensive action on offense as a reserve against Indiana State • competed on special teams against Colorado State and at Penn State • played on special teams and on offense as a reserve against Iowa • made his first career start (left tackle) at Maryland and helped block for an offense that rushed for 229 yards and two touchdowns • started against Rutgers and helped pave the way for Minnesota to rush for 243 yards and three touchdowns • blocked for an offense that rushed for five touchdowns at Illinois and one that rushed for 235 yards and five touchdowns against Purdue • started at Nebraska • blocked for an offense that rushed for two scores and threw for one against Northwestern • started at Wisconsin and against Washington State.

PREVIOUS COLLEGE: Spent two seasons at Coffeyville Community College • played as a true freshman in 2014 before redshirting in 2015 • in 2014, started all 12 games and protected for an offense that passed for 3,427 yards and 41 touchdowns and one that rushed for 2,671 yards and 22 scores • ranked as a three-star transfer prospect by Rivals and received two stars from Scout and 247Sports.

HIGH SCHOOL: A 2014 graduate of Kell High School in Marietta, Ga. • helped lead team to a 13-1 record and a berth in the state semifinals • protected for an offense that passed for 2,385 yards and 25 touchdowns • blocked for an offense that rushed for 3,137 yards and 37 scores • notched 85 tackles on defense, which included five sacks for a loss of 33 yards • first team All-State honoree on defense • coached by Derek Cook.

PERSONAL: Born on November 9, 1995 • son of Toriano and Heather Sparrow • has three sisters (Tanea, Mariah and Ashley).



TRENTON GUTHRIE

5 | LINEBACKER

Freshman | 6.3 | 217
Major: Undeclared
Northville, Mich. | Northville HS

HIGH SCHOOL: Attended Northville High School in Northville, Mich., before enrolling at Minnesota in January 2017 • wore No. 5 for the Mustangs • as a senior, totaled 26 tackles for loss and 11 sacks as team finished 7-3 • broke up two passes and forced one fumble • named to The Detroit News' All-Metro West second team • received three stars from Rivals, Scout and ESPN and two stars from 247 Sports • Scout tabbed him as the No. 3 outside linebacker in Michigan and as the No. 71 player at his position • ESPN ranked him as the No. 24 player in Michigan and as the No. 90 recruit at his position • Rivals listed him as the No. 29 prospect in Michigan, while 247 Sports ranked him as the No. 55 player in Michigan and as the No. 153 outside linebacker in his class • coached by Bryan Masi.

PERSONAL: Born Sept. 15, 1998 • son of Michael and Alicia Guthrie • has two brothers (Preston and Austin) and one sister (Gabrielle) • cousin, Taylor Calero, played football for Michigan State University.



KEN HANDY-HOLLY

7 | DEFENSIVE BACK

Freshman | 6.2 | 202
Major: Undeclared
Jackson, Ala. | Jackson HS

HIGH SCHOOL: Attended Jackson High School in Jackson, Ala. • wore No. 11 for the Aggies • played safety and wide receiver • as a senior, recorded 72 tackles (32 solo), six pass breakups and four interceptions as team advanced to the Class 5A semifinals • forced three fumbles and recovered one fumble • made 36 receptions for 698 yards and five touchdowns • rushed 23 times for 321 yards and six touchdowns • Alabama Sports Writers Association All-State First-Team honoree in 2016 and 2015 • Scout gave him four stars, while Rivals, ESPN and 247 Sports gave him three • Scout named him the No. 1 safety in Alabama and the No. 26 safety in the nation • 247 Sports ranked him the No. 47 safety in the nation and the No. 30 prospect in Alabama • ESPN listed him as the No. 41 recruit in Alabama and the No. 62 player at his position in the nation • coached by Danny Powell.



TREY HANSEN

39 | LONG SNAPPER

Sophomore (RS) | 6.2 | 215
Major: Business and Marketing Education
Cedar Falls, Iowa | Cedar Falls HS

2016 • FRESHMAN SEASON: Did not see game action.

2015: Redshirted.

HIGH SCHOOL: Attended Cedar Falls High School • played at Becker High School in Minnesota for two years before his family moved to Iowa • was a long snapper all four years of his high school career, but also played safety and quarterback at Cedar Falls • was a captain his senior year and helped lead his team to an 8-3 overall record and a 4-1 mark in conference play • named All-Metro as a quarterback • completed 39 passes for 630 yards and six touchdowns as a senior • also rushed for one touchdown • completed 53 passes for 799 yards and six touchdowns as a junior • rushed for 50 yards and one score • coached by Brad Remmert during his senior year and was coached by Pat Mitchell as a junior • played basketball at Becker, but did not play at Cedar Falls • received a five-star ranking and was listed as the No. 7 long snapper in the nation by Kohl's.

PERSONAL: Born Aug. 29, 1996 • son of Denny Hansen and Tracy Cherney • has one sister (Teagan) • father, Denny, played football at Northern Iowa.



JUSTUS HARRIS

26 | DEFENSIVE BACK

Freshman | 5.10 | 174

Major: Undeclared

Roswell, Ga. | Roswell HS

HIGH SCHOOL: Attended Roswell High School in Roswell, Ga. • wore No. 17 for the Hornets • team was 29-2 during his final two seasons, which included 13-0 mark in region games in 2016 and 2015 • as a senior, led team to a 14-1 record and a trip to the state championship game • recorded 31 tackles (21 solo), four interceptions, forced one fumble and recovered one fumble • earned 2016 Region 4-AAAAAAA First Team honors and was named to the AJC All-Metro Team for N. Fulton • as a junior, made 42 tackles, 21 pass breakups, five interceptions, and two fumble recoveries as he was named First-Team Region 5-6A • recorded 71 career tackles and made six interceptions • received three stars from 247 Sports and Rivals, while Scout game him two stars • 247 Sports listed him as the No. 115 corner in the nation and as the No. 116 prospect in Georgia • coached by John Ford.

PERSONAL: Born on January 12, 1999 • son of James and Andrea Harris • has three brothers (Gregory, Jacari, and Jaiden).



JACOB HERBERS

47 | PUNTER

Sophomore (RS) | 6.2 | 215 | Letters: 1

Major: Mechanical Engineering

Battle Creek, Mich. | Lakeview HS

2016 • FRESHMAN SEASON: Served as the team's primary holder in all 13 games and held 24 field goal attempts and 44 point-after tries • Academic All-Big Ten • also played baseball for the Gophers. **Game-by-game:** Made his Minnesota and collegiate debut at holder against Oregon State (held 3 PATs and 1 FG) • played against Indiana State (held 7 PATs and 3 FGs) and Colorado State (held 4 PATs and 1 FG) • competed at Penn State (held 2 PATs and 2 FGs) and against Iowa (held 1 PAT) • held six times (2 FGs, 4 PATs) at Maryland and seven times (3FGs, 4 PATs) against Rutgers • played at Illinois and held six times (1 FG, 5 PATs) • held eight times (3 FG, 5 PATs) against Purdue • held three times (1 FG, 2 PATs) at Nebraska • competed against Northwestern and held six times (3 FGs, 3 PATs) • held three times (1 FG, 2 PATs) at Wisconsin • held three times (1 FG, 2 PATs) against Washington State.

2015: Redshirted.

HIGH SCHOOL: Attended Lakeview High School • helped lead team to an overall 9-2 record and a 5-0 mark in conference play • named AP Division 1-2 All-State as a punter • punted 34 times as a senior and averaged 40.88 yards • connected on nine of 11 field goals and also made 41 of 45 point-after attempts • kicked off 66 times and recorded 37 touchbacks • a finalist for the Michigan High School Athletic Association 2014-15 Scholar-Athlete Awards • also lettered in soccer and baseball • received three-star rating from ESPN, who also listed him as the No. 38 punter in the nation and the No. 25 prospect in Michigan • Rivals and Scout had him as a two-star recruit, while Scout rated him as the No. 9 punter in the nation and the 68th-best prospect in the state • received five stars as a punter from Kohl's and four stars as a kicker • ranked as the No. 20 punter in his class by Kohl's.

PERSONAL: Born Feb. 2, 1997 • son of Greg and Beth Herbers • has one brother, Matthew, who was a three-time American Collegiate Rowing Association national champion and won a gold medal in the eight-man boat during the 2015 World University Games.



NOAH HICKCOX

91 | DEFENSIVE LINE

Freshman | 6.4 | 280

Major: Undeclared

Rockford, Ill. | Boylan Central Catholic HS

HIGH SCHOOL: Attended Boylan Central Catholic High School in Rockford, Illinois • wore No. 72 for the Titans • as a senior, notched 30 tackles and made six sacks as team finished 8-2 • broke up 10 passes, forced two fumbles, recovered two fumbles, recorded one safety and returned an interception for a touchdown • received three stars from Scout and two stars ESPN, rivals and 247 Sports • Scout tabbed him as the No. 7 defensive end in Illinois, the No. 108 player at his position and the No. 125 recruit in the Midwest • ESPN listed him as the No.38 player in his state and as the No. 111 prospect at his position • coached by John Caciatore.



REID HILBELINK

87 | WIDE RECEIVER

Freshman | 6.2 | 185

Major: Undeclared

Cedar Grove, Wis. | Cedar Grove-Belgium HS

HIGH SCHOOL: Attended Cedar Grove-Belgium High School • as a senior, set single-season state records for yards and touchdown receptions • caught 97 passes for 1,985 yards and 24 touchdowns • in the state championship game he notched a single game state record with 14 catches and tallied a Div. 5 record with 164 yards • earned WFOA and AP First Team All-State honors • also lettered in basketball and track and field.

PERSONAL: Born on October 26, 1998 • son of Ken and Jodi Hilbelink • has one sister (Morgan).



DREW HMIELEWSKI

24 | WIDE RECEIVER

Freshman (RS) | 6.1 | 204

Major: Undeclared

Marshall, Minn. | Marshall HS

2016: Missed the season with an injury • also plays baseball for the Gophers and redshirted.

HIGH SCHOOL: Attended Marshall High School • three-year letterwinner played both receiver and defensive back for the Tigers • recorded 23 catches for 350 yards and five touchdowns, while contributing 51 yards rushing on three carries during senior season • tallied 18 tackles, two passes defended and one interception • named Associated Press First Team All-State • secured 19 catches for 466 yards and six scores during junior campaign • added five kick returns for 188 yards with a long of 90 yards • as a sophomore, caught 25 passes for 402 yards and two touchdowns, while adding 49 yards rushing • notched 13 tackles and two interceptions during first year on varsity • coached by Terry Bahlmann • also lettered in baseball and basketball • ranked as a three-star prospect by ESPN, Scout and 247Sports and a two-star prospect by Rivals • 247Sports rated him as the No. 9 prospect in the state, while ESPN and Rivals had him at No. 15 in Minnesota • 247Sports put him as the No. 1 wide receiver in the state, with Rivals and Scout rating him as the No. 2 pass catcher from Minnesota • Scout ranked him as the No. 9 wideout in the Midwest and No. 69 in the nation at his position.

PERSONAL: Born October 28, 1997 • son of Chris and Mary Jo Hmielewski • has one brother (Matt) and one sister (Ashtin) • uncle, Jim Hmielewski, was a Third-Team All-American tackle at Kansas State and was a member of the Dallas Cowboys.



MELVIN HOLLAND JR.

5 | WIDE RECEIVER

Junior (RS) | 6.3 | 206 | Letters: 1

Major: Business and Marketing Education

Ashburn, Va. | Briar Woods HS

2016 • SOPHOMORE SEASON: Saw action against Indiana State and competed on special teams against Washington State.

2015 • FRESHMAN SEASON: Played in eight games and made two catches for eight yards. **Game-by-Game:** Made his season and collegiate debut against TCU • competed at Colorado State and against Kent State • notched the first catch of his career, a three-yard reception, against Ohio • made one catch for five yards at Northwestern • competed at Purdue, against Michigan and Central Michigan.

2014: Redshirted.

HIGH SCHOOL: Attended Briar Woods High School • helped lead his team to a 13-2 record as a senior and a berth in the Virginia 5A championship game • notched five catches for 199 yards and three touchdowns in championship game • team won state titles during his freshman, sophomore and junior seasons • made 64 catches for 1,032 yards and 17 touchdowns as a senior • returned six kickoffs for 219 yards and one touchdown • made 52 tackles, which included nine tackles-for-loss • returned one of his two interceptions for a touchdown • recovered one fumble • coached by Charlie Pierce • named a four-star recruit by ESPN, who also ranked him as the No. 12 player in Virginia and as the No. 48 wide receiver in his class • 247Sports pegged him as a three-star recruit and as the No. 21 player in Virginia • received three-star status from Rivals and Scout.

PERSONAL: Born Dec. 3, 1995 • son of Melvin Holland Sr.



PHILLIP HOWARD

25 | WIDE RECEIVER

Freshman (RS) | 5.11 | 187

Major: Undeclared

Minneapolis, Minn. | Robbinsdale Cooper HS

2016: Redshirted.

HIGH SCHOOL: Attended Robbinsdale Cooper High School • played in nine games at quarterback, defensive back and return specialist and led the Hawks to a 6-3 record • completed 45 passes for 802 yards and 11 touchdowns • rushed 66 times for 426 yards and six scores, while adding a catch for 43 yards • guided an offense that racked up 345 points (38.3 points per game) on the year • tallied six tackles on defense • named Associated Press Second Team All-State as an all-purpose contributor • made the transition from receiver to quarterback before junior season • coached by former Minnesota Vikings player Willie Howard • also lettered in baseball, basketball and track • Ranked as a three-star prospect by Rivals, Scout, ESPN and 247Sports • ESPN ranked him as the No. 4 prospect in the state, while Rivals had him at No. 5 and 247Sports listed him at No. 8 in Minnesota • ESPN ranked him as the No. 1 athlete in Minnesota and No. 55 overall at his position, while Rivals had him at No. 3 in the state and the No. 56 athlete in the nation • 247Sports tabbed him as the No. 4 athlete in Minnesota and No. 60 athlete in the country • Scout had him as the No. 1 wide receiver in the state, No. 8 pass catcher in the Midwest and No. 66 overall at his position.

PERSONAL: Born December 30, 1997 • son of Phillip Howard and Latonya Criss • has one brother (Cortez) and two sisters (Arianna and Jasmine).



JACOB HUFF

2 | DEFENSIVE BACK

Junior | 5.11 | 207 | Letters: 2

Major: Business and Marketing Education

Bollingbrook, Ill. | Bollingbrook HS

2016 • SOPHOMORE SEASON: Played in all 13 games • recorded six tackles. **Game-by-Game:** Saw action against Oregon State and Indiana State • recorded one tackle against Colorado State and at Penn State • made three tackles against Iowa • saw action at Maryland, Rutgers, Illinois and Purdue • notched one tackle at Nebraska • competed against Northwestern, Wisconsin and Washington State.

2015 • FRESHMAN SEASON: Played in eight games • made one tackle on defense. **Game-by-Game:** Made Minnesota and collegiate debut on defense at Purdue, but did not record a statistic • competed on special teams versus Nebraska and Michigan • tallied first career tackle at Ohio State • appeared on special teams at Iowa and against Illinois, Wisconsin and Central Michigan, but did not record any statistics

HIGH SCHOOL: Attended Bolingbrook High School, where he helped lead the Raiders to an 8-4 record (5-2 in conference play) as a senior • a Class 8A All-State Honorable Mention honoree • received Herald News All-Area honors and Chicago Sun Times All-Area Honorable Mention in 2014 • recorded 67 tackles (41 solo), including seven stops for a loss, during his senior campaign • tallied five pass breakups, two blocked kicks and two forced fumbles • rushed for 466 yards and eight touchdowns as a tailback • coached by John Ivlow • tabbed a three-star recruit by Rivals, ESPN and 247Sports, and a two-star recruit by Scout • named the No. 23 player in Illinois by ESPN, No. 30 by Rivals and No. 41 by 247Sports • ESPN rated him the No. 61 safety, and 247Sports has him at No. 127 • also lettered in baseball and wrestling.

PERSONAL: Born May 19, 1997 • son of Sam and Dee Huff • has three brothers (Julian, Jaden and Micah) and one sister (Jan) • identical twin brother Julian is a linebacker for the Gophers • brother Jaden is a running back at Northern Illinois.



JULIAN HUFF

20 | LINEBACKER

Junior | 6.0 | 225 | Letters: 2

Major: Applied Economics


Bollingbrook, Ill. | Bollingbrook HS

2016 • SOPHOMORE SEASON: Played in all 13 games and started one • made 30 tackles, 2.5 tackles for loss, forced two fumbles and recovered two fumbles. **Game-by-Game:** Recorded six tackles against Oregon State • notched four tackles and forced one fumble against Indiana State • made three tackles and forced one fumble against Colorado State • recorded one tackle at Penn State • notched two tackles against Iowa and one at Maryland • registered five tackles against Rutgers and two at Illinois • recovered one fumble and had one tackle for a loss against Purdue • saw action at Nebraska • recovered one fumble, broke up one pass and had three tackles against Northwestern • made one tackle at Wisconsin and against Washington State.

2015 • FRESHMAN SEASON: Played in 13 games and made one start • made 22 tackles, including 2.5 sacks for a loss of 26 yards • recorded a pass breakup and fumble recovery. **Game-by-Game:** Tallied seven tackles in first career game and start against TCU • registered two tackles at Colorado State • sacked the quarterback on a key third-down stop late in the fourth quarter versus Kent State • broke up a pass against Ohio • saw action at Northwestern and versus Michigan, but did record a statistic • tallied a solo tackle at Purdue • registered two tackles versus Nebraska • tallied a pair of tackles at Ohio State • registered a tackle at Iowa • totaled three tackles, including 1.5 sacks for a loss of 17 yards, and recovered a fumble versus Illinois • competed but did not record a statistic against Wisconsin • recorded three solo tackles, including 1.0 tackle-for-loss, versus Central Michigan.

HIGH SCHOOL: Attended Bolingbrook High School, where he helped lead the Raiders to an 8-4 record (5-2 in conference play) as a senior • named to the Class 8A All-State First Team as a senior • received Herald News All-Area honors and Chicago Sun Times All-Area Honorable Mention in 2014 • made 75 tackles (48 solo) as a senior • nine of his tackles went for loss, including seven sacks • added seven pass breakups, two interceptions, two fumble recoveries and one blocked punt • rushed for 187 yards and nine touchdowns as a fullback • coached by John Ivlow • a three-star recruit according to ESPN and a two-star recruit according to Rivals, 247Sports and Scout • ranked the No. 29 player in Illinois by ESPN and 45th by 247Sports • tabbed the No. 36 inside linebacker by ESPN and No. 77 by 247Sports • also lettered in baseball and wrestling.

PERSONAL: Born May 19, 1997 • son of Sam and Dee Huff • has three brothers (Jacob, Jaden and Micah) and one sister (Jan) • identical twin brother Jacob is a defensive back for the Gophers • brother Jaden is a running back at Northern Illinois.



MOHAMED IBRAHIM

30 | RUNNING BACK

Freshman | 5.10 | 205

Major: Undeclared

Olney, Md. | Our Lady of Good Counsel HS

HIGH SCHOOL: Attended Our Lady of Good Counsel High School in Olney, Maryland • wore No. 1 for the Falcons • as a senior, rushed 206 times for 1,314 yards and 15 touchdowns in 10 games • rushed for more than 100 yards in seven games • added 14 receptions for 115 yards • as a junior, carried the ball 206 times for 1,292 yards and 14 touchdowns in 10 games • rushed for more than 100 yards in seven games • caught three passes for 47 yards • received three stars from ESPN, Rivals and 247 Sports, while Scout gave him two stars • listed as the No. 33 running back in his class by 247 Sports, while Rivals had him at No. 34 and ESPN at No. 98 • 247 Sports ranked him as the No. 10 prospect in Maryland, while Rivals placed him at No. 13 and ESPN at No. 25 • coached by Bob Milloy.



MERRICK JACKSON

93 | DEFENSIVE LINE

Senior (RS) | 6.2 | 316 | Letters: 1

Major: Business and Marketing Education

East St. Louis, Ill. | Althoff Catholic HS | Iowa Western CC

2016 • JUNIOR SEASON: Played in 12 games • recorded eight tackles, two tackles for a loss and recorded one safety. **Game-by-Game:** Made his Minnesota debut against Oregon State • made two tackles against Indiana State • saw action against Colorado State, Penn State, Iowa and Rutgers • notched two tackles against Illinois, including a sack that resulted in the Gophers first safety since 2012 • competed against Purdue, Nebraska and Northwestern • recorded one tackle at Wisconsin and competed against Washington State.

PREVIOUS COLLEGE: Spent three seasons at Iowa Western, which included a redshirt season his first year • named NCAA First Team All-American after recording 70 tackles and 7.5 sacks as a sophomore • also had 19 tackles-for-loss, forced one fumble and broke up one pass • as a freshman, totaled 52 tackles, 10.5 tackles-for-loss, five sacks, two forced fumbles, one fumble recovery and one interception • ranked as a three-star transfer prospect by ESPN, Scout and 247Sports, while Rivals game him two stars • enrolled at Minnesota in January 2016.

HIGH SCHOOL: A 2013 graduate of Althoff Catholic High School in Belleville, Ill. • as a senior, notched 87 tackles, 21 tackles-for-loss and also scored two touchdowns as the Crusaders were the Class 2A state runners-up • named All-Metro • racked up 65 tackles, 13 tackles-for-loss, two sacks and two fumble recoveries as a junior.

PERSONAL: Born Dec. 6, 1994 • son Rosie Hall • brother Markese plays linebacker at Southern Illinois.



TYLER JOHNSON

6 | WIDE RECEIVER

Sophomore | 6.2 | 190 | Letters: 1

Major: Undeclared

Minneapolis, Minn. | North HS

2016 • FRESHMAN SEASON: Played in all 13 games and started one • made 14 catches for 141 yards and one touchdown. **Game-by-Game:** Made his Minnesota and collegiate debut against Oregon State and caught three passes for 31 yards (all three receptions resulted in a first down) • scored his first career touchdown and caught three passes for 22 yards against Indiana State • made two receptions for eight yards against Colorado State • made two catches for 17 yards at Penn State • competed against Iowa and saw action at Maryland • lone reception went for 34 yards against Rutgers and made two catches at Illinois • competed against Purdue • lone reception at Nebraska was good for 25 yards • played against Northwestern, at Wisconsin and against Washington State.

HIGH SCHOOL: Attended Minneapolis North High School • three-year letterwinner and played quarterback and defensive back as the Polars compiled an 11-2 record and a 7-1 mark in conference play in 2015 • as a senior, he led the team to a state championship appearance by throwing for 2,606 yards and 36 touchdowns, while amassing over 1,100 yards and 20 scores on the ground • averaged one touchdown every six snaps taken • added three interceptions at defensive back • invited to play in the Semper Fidelis All-American Bowl • as a junior, threw for seven touchdowns, while adding 12 tackles, including 3.0 tackles-for-loss, and a fumble recovery on defense • named 2014 Third Team All-State • as a sophomore, threw for 1,986 yards and 24 touchdowns to go along with 688 yards and 10 touchdowns rushing • averaged 334.3 total yards per game • coached by Charles Adams • also played basketball and led North to a state championship as a senior • ranked as a three-star prospect by Rivals, Scout, 247Sports and ESPN • Rivals ranked him as the No. 3 prospect in the state, while 247Sports had him at No. 7 and ESPN had him at No. 10 • Rivals listed him as the No. 2 athlete in Minnesota and as the No. 36 athlete in the nation, while ESPN and 247Sports ranked No. 3 at his position in the state, with 247Sports had him the No. 57 athlete over-

all.

PERSONAL: Born August 25, 1998 • son of Tyrone and Lacreasha Johnson • has one brother (Tayler) and three sisters (Tytiana, Talyah and Tylynna).



PAYTON JORDAHL

25 | LONG SNAPPER

Junior (RS) | 6.2 | 230 | Letters: 2

Major: Youth Studies

Perham, Minn. | Perham HS

CAREER: Has been successful on all 272 of his career snap attempts (152 punt, 75 point after attempts and 45 field goals).

2016 • SOPHOMORE SEASON: Played in 13 games as team's primary long-snapper • snapped all 145 attempts (77 punts, 44 PATs and 24 FGs) successfully • made three tackles on special teams • Academic All-Big Ten. **Game-by-Game:** Was successful on all 10 snap attempts (6 punts, 1 FG, 3 PAT) against Oregon State • converted all 11 snap attempts against Indiana State (1 punt, 3 FG, 7 PAT) • snapped nine times against Colorado State (4 punts, 1 FG, 4 PATs) • was flawless on snaps at Penn State (6 punts, 4 FG, 2 PAT) • executed 10 snaps against Iowa (9 punt, 1 PAT) • snapped 13 times (7 punts, 2 FG, 4 PAT) at Maryland • snapped 10 times (3 punts, 3 FG, 4 PAT) against Rutgers and 14 times (8 punts, 1 FG, 5 PAT) at Illinois • snapped 16 times (8 punts, 3 FG, 5 PAT) against Purdue • flawless on eight snaps (5 punts, 1 FG, 2 PAT) at Nebraska • snapped 12 times (6 punts, 3 FG, 3 PAT) against Northwestern • executed 10 snaps (7 punts, 1 FG, 2 PAT) at Wisconsin • was flawless on 10 snaps against Washington State (7 punts, 1 FG, 2 PAT).

2015 • FRESHMAN SEASON: Played in 13 games as team's primary long-snapper • snapped all 126 attempts (74 punts, 31 PATs and 21 FGs) during the season successfully • made three tackles on special teams • Academic All-Big Ten. **Game-by-Game:** Tallied a tackle in first career game against TCU and converted seven snaps on punts, two extra points and one field goal • registered a tackle at Colorado State and also snapped successfully on nine punts and four field goals • made 10 successful snaps, including seven on punts, two on field goal attempts and one extra point versus Kent State • tallied eight flawless long snaps against Ohio • recorded seven successful snaps at Northwestern • registered a career-high 13 successful snaps, which included five punts, five extra point attempts and three field goals, at Purdue • converted eight snaps against Nebraska • tallied 11 successful snaps versus Michigan • converted 11-of-11 snaps at Ohio State • recorded 11 successful snaps for the third-straight game at Iowa • went 9-for-9 on long snap attempts and added a tackle versus Illinois • tallied eight successful snaps against Wisconsin • recorded seven flawless snaps in team's final game of the season against Central Michigan.

2014: Redshirted.

HIGH SCHOOL: Attended Perham High School • served as the team's long snapper and also played fullback and linebacker • rushed 82 times for 608 yards and eight touchdowns as a senior, while also making 30 tackles • rushed for 1,605 yards and 19 touchdowns during his high school career, while also making 265 tackles • broke up seven passes, forced four fumbles, recovered five fumbles and made two interceptions in 39 career games • coached by his father, Mike Jordahl • ranked as a two-star recruit by 247Sports, the 15th-best long snapper in the nation and the 16th-best prospect in Minnesota • also lettered in wrestling and track.

PERSONAL: Born April 8, 1996 • son of Mike and Kim Jordahl • Mike played football at the University of Minnesota, Crookston in the late 1980s • has one sister (Shelby).



JUSTIN JUENEMANN

42 | KICKER

Senior (RS) | 6.0 | 175

Master's: Human Resource and Industrial Relations MA
Phillipsburg, Kan. | Phillipsburg HS

2016 • JUNIOR SEASON: Did not see game action.

2015 • SOPHOMORE SEASON: Did not see game action.

2014 • FRESHMAN SEASON: Did not see game action.

2013: Redshirted.

HIGH SCHOOL: Attended Phillipsburg High School • earned All-State First Team honors in 2012 • two-time All-Mid-Continent League First Team kicker • 2012 Dylan Meier finalist (Kansas high school football award that honors on-field and off-field accomplishments) • as a senior, made 42 of 45 PATs and six of nine field goals, with a long of 45 yards • led the state of Kansas in touchbacks (17), kick-off yards and points during the regular season • 42-of-47 on PATs and 6-of-9 on FGs with a long of 46 yards as a junior • made 80 percent of his career FG attempts between 40 and 50 yards • coached by J.B. Covington.

PERSONAL: Born May 17, 1994 • son of Ron and Charlene Juenemann • has already graduated with a degree in sport management and is working on his masters in human resource and industrial relations.



NOAH KUEHN

75 | OFFENSIVE LINE

Sophomore (RS) | 6-6 | 305

Major: Mechanical Engineering

Eagan, Minn. | Eagan HS

Missed the 2016 season because of polycystic kidney disease, which also caused him to end his football career • continues to work with the team and the offensive line as a student coach.

2015: Redshirted.

HIGH SCHOOL: Attended Eagan High School • helped lead team to a 5-5 record • started at left tackle and was a two-year letterwinner • named All Conference as a senior • protected for an offense that rushed for more than 1,500 yards • 2014 Academic All State • named one of 12 finalists for the Wendy's High School Heisman • coached by Rick Sutton • three-year letterwinner in track and field, where he threw the discus and shot put • also lettered in basketball and track.

PERSONAL: Born Dec. 11, 1996 • son of Mark and Mary Ann Kuehn • has one sister (Morgan).



KO KIEFT

42 | TIGHT END

Freshman (RS) | 6-4 | 250

Major: Undeclared

Sioux Center, Iowa | Sioux Center HS

2016: Redshirted.

HIGH SCHOOL: Attended Sioux Center High School • three-year letterwinner and played linebacker and quarterback for the Warriors • named Des Moines Register All-State as a linebacker • as a senior, he completed 112 passes for 1,937 yards and 19 touchdowns through the air, while also rushing for 470 yards and 11 scores • paced the team with 50.5 tackles, including 7.0 tackles-for-loss, and three sacks while also securing an interception • as a junior, led team with 72 tackles, including 14.0 tackles-for-loss, and returned an interception 75 yards for a touchdown • threw for 907 yards and 10 touchdowns as the starting quarterback • as a sophomore, tallied 42 tackles, including a sack, and recovered a pair of fumbles • coached by Tim Van Regenmorter • also lettered in baseball, track and wrestling • ranked as a three-star prospect by ESPN and a two-star prospect by Rivals, Scout and 247Sports • ESPN had him as the No. 7 player in the state, while 247Sports listed him at No. 10 in Iowa • 247Sports ranked him as the No. 2 athlete overall in Iowa.

PERSONAL: Born January 20, 1998 • son of Jerry and Linda Kieft • has one brother (Tim) and one sister (Nikki).



ZACHARIAH KNOX

32 | RUNNING BACK

Sophomore (RS) | 5-10 | 209

Major: Political Science

Stillwater, Minn. | Stillwater Area HS | Minnesota State

2016: Did not compete due to NCAA transfer rules.

PRIOR TO MINNESOTA: Redshirted one season at Minnesota State University • was a three-year starter at Stillwater Area High School • set school record with 48 carries and 293 rushing yards in a game as a sophomore and junior, respectively • named the team's MVP during his junior and senior season • set a school rushing record with 3,117 career yards.

PERSONAL: Born May 22, 1997 • son of Tim and Kelly Knox.



JACK LEIUS

29 | DEFENSIVE BACK

Sophomore | 6.0 | 189

Major: Recreation Administration

Plymouth, Minn. | Robbinsdale Armstrong HS

PRIOR TO MINNESOTA: Started at defensive back for Itasca Community College • named MCAC honorable mention.

PERSONAL: Born on August 8, 1997 • son of Scott Leius and Marilyn Dicharia • has two brothers (Mickey and Dillon).



BRANDON LINGEN

86 | TIGHT END

Senior | 6.5 | 254 | Letters: 3

Major: Supply Chain & Operations Management

Wayzata, Minn. | Wayzata HS

2016 • JUNIOR SEASON: Played in three games and started one • missed 10 games with an injury • made three catches for 28 yards • Academic All-Big Ten. **Game-by-Game:** Caught one pass for 17 yards against Indiana State • caught one pass for eight yards at Maryland and made one reception for three yards against Rutgers.

2015 • SOPHOMORE SEASON: Played in 12 games and started 10 • caught 33 passes for 428 yards and three touchdowns • had two 100-yard receiving games • named Minnesota's Tight End of the Year and All-Big Ten Honorable Mention • named CoSIDA Academic All-America second team • Academic All-Big Ten. **Game-by-Game:** Made one catch for 16 yards against TCU • caught one pass for nine yards at Colorado State • missed the Kent State game with an injury • returned to action and started against Ohio • caught two passes for eight yards at Northwestern • caught the first and (3 yards) second (17 yards) touchdowns on his career at Purdue when he hauled in three passes for 22 yards • made three catches for 54 yards against Nebraska • caught five passes for a career-high 111 yards against Michigan • his 111 yards against Michigan were the fourth-most by a Gopher tight end since 1950 and were the most by a tight end since Ben Utecht had 104 against Wisconsin in 2001 • caught four passes for 50 yards at Ohio State • scored one touchdown and caught six passes for 105 yards at Iowa • has two 100-yard receiving games this year (111 vs Michigan and 106 at Iowa) to become the first Gopher tight end to have two 100-yard games in the same season since at least 1950 • caught three passes for 20 yards against Illinois • competed against Wisconsin • caught five passes for 33 yards against Central Michigan.

2014 • FRESHMAN SEASON: Played in 11 games and started one • caught two passes for 18 yards • named team's Outstanding Offensive Freshman of the Year. **Game-by-Game:** Made his Minnesota and collegiate debut against Eastern Illinois where he caught one pass for 12 yards • saw action on special teams and on offense against Middle Tennessee • started at TCU and caught one pass for six yards • competed against San Jose State • saw special teams action at Michigan and against Northwestern and Purdue • played on offense and on special teams against Iowa and Ohio State • competed at Nebraska • returned one kickoff for 11 yards against Missouri.

HIGH SCHOOL: Attended Wayzata High School • Trojans went 6-3 in 2013 • caught 15 passes for 139 yards and four touchdowns in nine games as a senior • punishing blocker for team that rushed for 1,706 yards • named All-Metro by KARE11 and second team All-Metro by the Star Tribune • made four catches for 46 yards in an injury-shortened 2012 season • coached by Brad Anderson • Rivals listed him as the No. 5 recruit in Minnesota, while ESPN and 247Sports ranked him sixth • three-star prospect according to ESPN, Rivals, 247Sports and Scout • the No. 23 tight end in the nation according to Scout, while ESPN had him at No. 41 and 247Sports had him at No. 79.

PERSONAL: Born June 24, 1995 • son of Brent and Michelle Lingen • has two sisters (Sarah and Hannah) • Sarah is a swimmer at Denver University.



DOMINIK LONDON

31 | RUNNING BACK

Freshman | 5.9 | 200

Major: Undeclared

Woodbury, Minn. | East Ridge HS

HIGH SCHOOL: Attended East Ridge High School in Woodbury, Minn. • wore No. 28 for the Raptors • rushed 610 times for 3,916 yards and 41 touchdowns in his career • participated in the 2016 MFCA All-Star football game • as a junior, rushed for 2,211 yards and 20 touchdowns while averaging 170.1 yards per game • named the East-Metro Player of the Year and earned First Team All-State honors • a three-star recruit by Scout, 247, and ESPN and a two-star recruit by Rivals • Scout ranked him as the No. 1 running back in Minnesota, No. 13 back in the Midwest and at No. 80 in the nation • ESPN listed him as the No. 2 recruit in Minnesota, while 247 Sports had him at No. 4 • 247 Sports tabbed him as the No. 42 prospect at his position, while ESPN had him at No. 72 • coached by Dan Fritze.

PERSONAL: Born June 6, 1999 • son of Steve and Jennie Brinson • has three brothers (Jaylen and Marcus) and one sister (Ari) • sister, Ari, played basketball at Concordia University, St. Paul.



JOHN MACK

37 | KICKER

Freshman (RS) | 6.0 | 193

Major: Undeclared

Hartland, Wis. | Arrowhead HS

2016: Redshirted.

HIGH SCHOOL: Attended Arrowhead High School • three-year letterwinner served as team's kicker • as a senior, led the Warhawks to 12-2 record with a 6-1 mark in conference play • as a senior, led team to score 442 total points (31.6 per game) • named Associated Press All-State and Wisconsin Football Coaches Association First Team • as a junior, kicked the Warhawks to a total of 398 points (28.4 per contest) • as a sophomore, won state title behind a scoring output of 33.3 per game • coached by Fritz Rauch.

PERSONAL: Born April 28, 1998 • son of Jay and Kiara Mack • has one sister (Liz).



BOYE MAFE

69 | DEFENSIVE LINE

Freshman | 6.4 | 232

Major: Undeclared

Minnetonka, Minn. | Hopkins HS

HIGH SCHOOL: Attended Hopkins High School in Minnetonka, Minnesota • wore No. 8 for the Royals • as a senior, made 78 tackles, 10 tackles for loss and four sacks • named to the 2016 Vikings MFCA All-Star Team and earned KARE 11 All-Metro Defense honors • received All-State Second Team Defense honors • as a junior, recorded 40 tackles, three tackles for loss and one sack • Scout and 247 Sports gave him three stars, while Rivals gave him two • Scout ranked him the No. 1 defensive end in Minnesota, the No. 76 player at his position and as the No. 108 prospect in the Midwest • 247 Sports and Rivals both ranked him as the No. 5 recruit in Minnesota • coached by John DenHartog • also lettered in track and field.



VINCENT MAGAÑA

53 | OFFENSIVE LINE

Junior | 6.3 | 287

Major: Family Social Science

South Holland, Ill. | Central Lakes College |

Marion Catholic HS

PRIOR TO MINNESOTA: A two-time MCAC All-Conference honoree at Central Lakes College • helped lead team to an 11-0 conference record and a conference championship in his second season • blocked for an offense that averaged 191.9 rushing yards per game • named to the CLC Dean's List for holding a GPA of 3.25 to 3.74 • was a captain for Marian Catholic High School in his senior year of high school.

PERSONAL: Born on April 16, 1997 • son of Robert and Hope Greene.



KAMAL MARTIN

21 | LINEBACKER

Sophomore | 6.3 | 229 | Letters: 1

Major: Undeclared

Burnsville, Minn. | Burnsville HS

2016 • FRESHMAN SEASON: Played in 13 games and made one start • recorded 10 tackles, made one interception and recovered one fumble. **Game-by-Game:** Made his collegiate debut against Oregon State and broke up one pass and recovered one fumble • made two tackles including a half of a sack (the first of his career) against Indiana State • made first career start against Colorado State and tallied two tackles • saw action against Penn State • recorded first career interception in the fourth quarter against Iowa • made one tackle against Maryland and one against Rutgers • saw action against Illinois • notched one tackle against Purdue • competed against Nebraska, Northwestern and Wisconsin • recorded three tackles against Washington State.

HIGH SCHOOL: Attended Burnsville High School • played quarterback and safety for the Blaze • led the team to a 9-2 overall mark and a 7-1 mark in conference competition last season • named Associated Press First Team All-State as an all-purpose contributor • named a finalist for Mr. Football in the state of Minnesota • as a senior, he completed 63 of 117 passes for 877 yards and nine touchdowns, while also rushing for 400 yards on 88 carries and scored eight times • on defense, he finished with 79 tackles, two forced fumbles, an interception and 13 pass breakups • paced a defense that pitched two shutouts and held the opposition to 10 or fewer points in seven of 11 games • coached by Tyler Krebs • ranked as a three-star prospect by Rivals, Scout, 247Sports and ESPN • 247Sports ranked him as the No. 6 prospect in the state, while Rivals had him at No. 7 and ESPN at No. 8 • 247Sports listed him as the No. 2 athlete in Minnesota and as the No. 56 athlete in the nation, while Rivals ranked No. 4 at his position and No. 59 athlete overall • ESPN tabs him as the No. 1 quarterback in the state and had him as the No. 35 pocket passer in the country • Scout listed him as the No. 2 outside linebacker in the state, No. 12 outside linebacker in the Midwest and No. 61 at his position overall.

PERSONAL: Born June 17, 1998 • son of Kalib and Maxine Martin • has one brother (Kashif).



KOBE McGRARY

22 | RUNNING BACK

Senior | 6.1 | 240 | Letters: 1

Major: Business and Marketing Education

ChIPLEY, Fla. | ChIPLEY HS | BUTLER CC

2016 • JUNIOR SEASON: Played in 12 games and started one • rushed 39 times for 246 yards and three touchdowns • caught two passes for 17 yards. **Game-by-Game:** Made Minnesota debut against Oregon State and rushed two times for four yards • rushed 17 times for 176 yards (10.4 average) and two touchdowns against Indiana State • his 176 yards were the fourth-most ever by a Gopher at TCF Bank Stadium • carried the ball four times for 13 yards against Colorado State • gained 18 yards on four carries at Penn State and two yards on one carry against Iowa • rushed twice for seven yards at Maryland • played against Rutgers and rushed four times for 14 yards at Illinois • gained eight yards on five carries against Purdue • competed on special teams at Nebraska and saw action against Northwestern • played at Wisconsin.

PREVIOUS COLLEGE EXPERIENCE: Spent two seasons at Butler Community College • helped lead the Grizzlies to a 9-2 record and a No. 5 ranking as a sophomore • rushed 225 times for 1,190 yards and led the nation with 22 touchdowns • longest rush was 70 yards and he averaged 108.2 yards rushing per game en route to being named Second Team All-Jayhawk Conference • caught two passes for 11 yards • as a freshman, rushed 38 times for 195 yards and two scores and also caught three passes • consensus three-star recruit according to Rivals, Scout and 247Sports.

HIGH SCHOOL: A 2014 graduate of ChIPLEY High School in ChIPLEY, Fla. • as a senior, helped lead Tigers to a 7-3 record and was named First Team All-State 1A • rushed 156 times for 1,361 yards and 16 touchdowns • rushed for 14 two-point conversions • caught one pass for 42 yards • notched 50 tackles on defense and made one interception • named Second Team All-State as a junior after rushing for 1,896 yards and 26 touchdowns • as a sophomore, rushed 243 times for 1,631 yards and 27 touchdowns • coached by Chip Harris • three-year letterwinner in basketball and helped lead ChIPLEY to a state championship in 2012.

PERSONAL: Born February 19, 1994 • son of Stephanie Massaline • has eight brothers (Jevon Copeland, Layton Chambers, Altus Wilimas, Dominique Webb, Prentice Webb, Kadeem Webb, Keyshawn Webb and Derrick Webb) and four sisters (Diamond, Lakendra Webb, Monique Henry and Mia Henry).



LOGAN McELFRESH

34 | PUNTER

Junior (RS) | 6.1 | 214

Major: Kinesiology

Brainerd, Minn. | Brainerd HS

2016 • SOPHOMORE SEASON: Did not see any game action.

2015 • FRESHMAN SEASON: Did not see any game action.

2014: Redshirted.

HIGH SCHOOL: Attended Brainerd High School • helped lead Warriors to a 12-1 record, which is the school's best record ever, and a spot in the 5A state championship game • served as the team's punter and started at tight end, while also playing running back and backup quarterback • recorded 16 touchbacks • converted 47-of-52 extra points and also made two field goals • averaged 34.4 yards punting en route to being named honorable mention All-Section and All-Conference • longest career punt was 73 yards • was 4-of-4 passing for 63 yards and one touchdown • rushed 24 times for 177 yards and one touchdown • caught four passes for 102 yards • coached by Ron Stolski • received a 4.5 star punter rating from Kohl's and was listed as the No. 26 punter in his class • also lettered in basketball and baseball.

PERSONAL: Born Aug. 19, 1995 • son of John McElfresh and Lori Carlson • has one brother and three sisters.



DUKE McGHEE

8 | DEFENSIVE BACK

Senior (RS) | 6.1 | 211 | Letters: 3

Major: Youth Studies

Decatur, Ga. | Cedar Grove HS

2016 • JUNIOR SEASON: Played in 12 games and started seven • finished fourth on the team with 54 tackles • made one interception and broke up three passes. **Game-by-Game:** Recorded four tackles and broke up one pass against Oregon State • notched four tackles against Indiana State • started against Colorado State and made seven tackles • tallied five tackles at Penn State and started at Maryland • made nine tackles against Rutgers • recorded three tackles and an interception against Purdue • notched three tackles at Nebraska • broke up two passes and made six tackles against Northwestern • tallied three tackles at Wisconsin and made eight stops against Washington State.

2015 • SOPHOMORE SEASON: Played in 13 games and started one • made 41 tackles (23 solo), including 1.0 behind the line of scrimmage • broke up two passes. **Game-by-Game:** Saw action against TCU, Kent State, Ohio, Michigan and at Iowa, but did not record any statistics • registered a career-best three tackles at Colorado State • recorded two solo tackles at Northwestern • tallied a season-high four tackles at Purdue • registered a solo tackle versus Nebraska • tallied three tackles, which included two solo stops, at Ohio State • was thrust into the secondary and totaled a career-high (and team-leading) 12 tackles, including 1.0 tackle-for-loss, and broke up two passes versus Illinois • tied a career-best mark of 12 tackles against Wisconsin • made first career start and recorded four tackles versus Central Michigan.

2014 • FRESHMAN SEASON: Played in the first nine games of the season • missed the Ohio State, Nebraska and Wisconsin games with an injury, returned to action in the bowl game • made six tackles. **Game-by-Game:** Made one tackle in his Minnesota and collegiate debut against Eastern Illinois • made one tackle against Middle Tennessee and at TCU • competed against San Jose State and at Michigan • recorded two tackles against Northwestern • assisted on one tackle against Purdue • saw action at Illinois and against Iowa • competed against Missouri.

2013: Redshirted.

HIGH SCHOOL: Attended Cedar Grove High School • helped lead the Saints to a 6-5 record in 2012 including a 4-2 mark in region play • made 75 tackles, forced four fumbles, had one sack and made one interception as a senior • caught six passes for 61 yards • made 70 tackles, forced two fumbles and made one interception as a junior • coached by former Middle Tennessee State cornerback and Detroit Lions draft pick Ray Bonner • rated as a three-star prospect by ESPN and a two-star prospect by Rivals.com • listed as the No. 84 defensive back in the nation and the No. 138 overall prospect in Georgia by ESPN.

PERSONAL: Born March 7, 1995 • guardians are Tomiko McGhee and Antwane Willis • has three siblings.



GARY MOORE
19 | DEFENSIVE TACKLE

Junior (RS) | 6.4 | 287 | Letters: 2
Major: Youth Studies
Mobile, Ala. | Murphy HS

2016 • SOPHOMORE SEASON: Played in four games and recorded two tackles.

2015: Redshirted • shared Defensive Work Team Player of the Year honors with Winston DeLattiboudere.

2014 • FRESHMAN SEASON: Played in four games and made two tackles. **Game-by-Game:** Made his Minnesota and collegiate debut against Middle Tennessee where he saw action on special teams and defense • played at TCU • notched his first career tackle against San Jose State • made one tackle against Iowa.

HIGH SCHOOL: Attended Murphy High School • team was 6-5 during his senior season • recorded 57 tackles, 18 of which were solo stops • notched 1.5 sacks • caused two fumbles and recovered one fumble • recorded 81 tackles (28 solo) during his high school career • also made two catches for 25 yards, while playing tight end in high school • coached by Ronn Lee • ESPN and 247Sports ranked him as a three-star prospect, while Rivals gave him two stars • ESPN listed him as the 45th-best player in Alabama and as the 102nd defensive tackle in the nation • 247Sports had him as the No. 58 recruit in Alabama and as the 107th defensive tackle in the nation.

PERSONAL: Born May 20, 1995 • son of Nicky Moore • has one brother (Kentrea).



TANNER MORGAN
13 | QUARTERBACK

Freshman | 6.2 | 205
Major: Undeclared
Union, Ky. | Ryle HS

HIGH SCHOOL: Attended Ryle High School in Union, Kentucky where he played as a junior and a senior (played as a freshman and sophomore at Hazard High School in Hazard, Kentucky) before enrolling at Minnesota in January 2017 • wore No. 2 for the Raiders • as a senior, passed for 2,747 yards and 27 touchdowns as team finished with a 12-1 record and reached the 6-A state quarterfinals • rushed for 320 yards and five touchdowns en route to being named a finalist for Kentucky's Mr. Football award • as a junior, threw for 2,674 yards and 21 touchdowns • rushed for 156 yards and two scores • at Hazard, he combined to pass for 4,990 yards and 56 touchdowns as a freshman and sophomore • one of only few Kentucky high school quarterbacks to pass for more than 10,000 yards in his career • consensus three-star recruit according to ESPN, Rivals, Scout and 247 Sports • ESPN and 247 Sports both listed him as the No. 41 recruit at his position • Rivals and 247 Sports ranked him as the No. 5 player in Kentucky, while ESPN had him at No. 7 • Scout tabbed him as the No. 2 quarterback in Kentucky, the No. 8 signal-caller in the Midwest and as the No. 141 prospect in the Midwest • coached by Michael Engler.

PERSONAL: Born April 17, 1999 • son of Ted and Pat Morgan • has one brother (Tyler) and one sister (Grace) • cousin, Tim Couch, played for Kentucky from 1996-1998 and spent five seasons (1999-2003) in the NFL with the Cleveland Browns.



MATT MORSE
89 | WIDE RECEIVER

Sophomore (RS) | 6.1 | 198
Major: Undeclared
Apple Valley, Minn. | Apple Valley HS

2016 • FRESHMAN SEASON: Played in two games • made his Minnesota and collegiate debut at Maryland where he saw action on offense and on special teams • played on special teams against Washington State.

2015: Redshirted

HIGH SCHOOL: Attended Apple Valley High School • played quarterback as a senior and passed for 700 yards and eight touchdowns • rushed for 550 yards and eight touchdowns • also averaged 14.7 yards per catch while seeing limited action at receiver • played receiver as a junior and hauled in 62 passes for 694 yards • notched 1,126 all-purpose yards and had 346 yards on kick returns • coached by Chad Clendening • also lettered in basketball, baseball and track.

PERSONAL: Born Feb. 1997 • son of Mark and Andrea Morse • has one brother (Mason) • grandfather Robert Morse played football for the Gophers in the 1950s.



CONNOR NOVAK-GOAR
59 | DEFENSIVE LINE

Sophomore | 6.2 | 280
Major: Undeclared
Eden Prairie, Minn. | Iowa Western CC | Eden Prairie HS

PRIOR TO MINNESOTA: Spent one year at Iowa Western Community College • started on the defensive line for Eden Prairie in high school • coached by Mike Grant.

PERSONAL: Born on November 22, 1997 • son of Joel Goar and Marlene Novak.



CASEY O'BRIEN
36 | HOLDER

Freshman | 6.1 | 176
Major: Undeclared
Saint Paul, Minn. | Cretin-Derham Hall HS

HIGH SCHOOL: Attended Cretin Derham Hall High School where he played quarterback as a freshman • diagnosed with osteosarcoma, which is a rare form of bone cancer • beat cancer twice after numerous rounds of chemotherapy and then continued his career as a holder • won the Minnesota Football Honors 2016 Courage Award • named Sportscenter School Star of the Night after returning to the field • also lettered in golf (picked up the game after he was diagnosed with cancer) and was named All-Conference in 2017 with a season average of 79 • football coach was Brooks Bollinger.

PERSONAL: Born on April 7, 1999 • son of Dan and Chris O'Brien • has one brother (Shaymus) and one sister (Brittany) • father Dan and grandfather Mal Scanlan both played football for the University of St. Thomas.



CONNER OLSON

64 | OFFENSIVE LINE

Freshman (RS) | 6.5 | 297

Major: Undeclared

Monticello, Minn. | Monticello HS

2016: Redshirted.

HIGH SCHOOL: Attended Monticello High School • played along both the offensive and defensive line and led the Magic to a 10-2 overall record and a 9-1 mark in conference play in 2015 • named Associated Press First Team All-State as an offensive lineman • as a senior, blocked for an offense that averaged 39.6 points per game, including six games over 40 points • paved the way for the state's fourth-highest rushing attack • coached by Jason Telecky • also lettered in track • ranked as a three-star prospect by Rivals, Scout, 247Sports and ESPN • 247Sports and ESPN ranked him as the No. 12 prospect in the state, while Rivals had him at No. 13 • Scout listed him as the No. 1 guard in Minnesota, No. 7 guard in the Midwest and the No. 33 guard in the nation, while 247Sports had him at No. 48 at his position • 247Sports tabbed him as the No. 1 guard in the state, while ESPN had him as the No. 3 offensive lineman prospect in Minnesota and Rivals listed him at No. 4.

PERSONAL: Born May 18, 1998 • son of Tim and Isabelle Olson • has one brother (Birk) and one sister (Isabelle) • brother Birk played linebacker at Princeton.



QUINN OSELAND

58 | OFFENSIVE LINE

Sophomore (RS) | 6.6 | 305 | Letters: 1

Major: Undeclared

Springfield, Ill. | Sacred Heart Griffin HS

2016 • **FRESHMAN SEASON:** Made his season and collegiate debut on offense at Illinois • competed against Northwestern and at Wisconsin.

2015: Redshirted.

HIGH SCHOOL: Attended Sacred Heart-Griffin High School, where he helped the Cyclones win back-to-back Class 5A state titles in 2013 and 2014 • ended his high school career on a 28-game winning streak • named to the Champaign News-Gazette's 79th All-State Team • earned all-state and All-Central State Eight status • blocked for a team that scored 716 points in 14 games (51.1 per game) in 2014 • coached by Ken Leonard • also lettered in track • was a three-star recruit by Rivals, ESPN, 247Sports and Scout • 247Sports rated him the No. 11 prospect in Illinois, Rivals had him at No. 21 and ESPN at No. 24 • Scout listed him the second-best offensive tackle prospect in the state • among offensive tackles, he was rated No. 68 by 247Sports and No. 97 by ESPN.

PERSONAL: Born Nov. 13, 1996 • son of Jeff and Mary Oseland • has two brothers (Luke and Joe) and one sister (Sarah).



EZEZI OTOMEWO

95 | DEFENSIVE LINE

Freshman | 6.6 | 240

Major: Undeclared

Indianapolis, Ind. | Ben Davis HS

HIGH SCHOOL: Attended Ben Davis High School in Indianapolis, Ind. • wore No. 9 for the Giants • as a senior, made 69 tackles and eight sacks as team finished 9-4 • broke up two passes, recovered one fumble, forced one fumble, blocked one punt and also notched one safety • caught one pass for 12 yards • received three stars from 247 Sports and Scout, while ESPN and Rivals gave him two stars • Scout listed him as the No. 1 defensive end in Indiana, the No. 14 defensive end in the Midwest and the No. 116 recruit in the Midwest • 247 Sports ranked him the No. 9 prospect in Indiana and as the No. 46 player at his position • ESPN listed him as the No. 23 prospect in Indiana • coached by Mike Kirschner.



JAKE PAULSON

49 | TIGHT END

Freshman | 6.4 | 258

Major: Undeclared

Louisville, Ky. | Christian Academy of Louisville

HIGH SCHOOL: Attended Christian Academy of Louisville • wore No. 80 for the Centurions • as a senior, made 25 catches for 328 yards and three touchdowns as his team finished 14-1 and won a state championship • made 67 tackles (42 solo), which included nine in the state championship game • had 18 sacks and 22 tackles for loss as he was named All-State Second Team by The Courier-Journal as a defensive lineman • as a junior, made 13 catches for 199 yards and three touchdowns and also totaled 98 tackles, 22 tackles for loss and 20 sacks • as a sophomore, caught 10 balls for 133 yards and made 65 tackles, including 11 sacks and four tackles for loss • consensus three-star recruit by ESPN, Rivals, Scout and 247 Sports • ranked as the No. 34 tight end in his class by ESPN, No. 35 by Rivals, No. 38 by Scout and No. 48 by 247 Sports • Scout listed him as the No. 1 tight end in Kentucky, while 247 Sports tabbed him as the No. 2 recruit in the state • ranked as the No. 4 prospect in Kentucky by Rivals and is ESPN's No. 6 recruit in the state • coached by Stefan Lefors.

PERSONAL: Born June 19, 1998 • son of Karl and Monica Paulson • has one brother (Luke) and two sisters (Jordan and Taylor) • father, Karl, competed in swimming at Berea College • mother, Monica, played volleyball for the Naval Academy • sister, Taylor, competed in volleyball at Saint Louis University.



SAMUEL PICKERIGN

19 | QUARTERBACK

Freshman | 6.4 | 224

Major: Undeclared

Alpharetta, Ga. | Minnehaha Academy

HIGH SCHOOL: Graduated from Minnehaha Academy in 2016 • wore No. 8 for the Redhawks • as a senior in 2015, completed 48-of-82 passes for 980 yards and 14 touchdowns • also averaged 36 yards per punt • coached by Collin Quinn • also lettered in track and basketball • enrolled at Minnesota in January 2017.

PERSONAL: Born July 26, 1997 • son of Perry and Rachel Pickerign • has three sisters (Anna, Arielle and Ella) • father, Perry, played offensive guard at Minnesota from 1985-86.



CODY POOCK

12 | LINEBACKER

Senior (RS) | 6.2 | 229 | Letters: 2

Major: Business and Marketing Education

Okoboji, Iowa | Iowa Western CC | Spirit Lakes HS

2016 • JUNIOR SEASON: Played in seven games and started six • missed six games with an injury, including the final four of the season • made 24 tackles, 3.5 tackles for loss, one sack and broke up one pass. **Game-by-Game:** Made two tackles against Oregon State • recorded five tackles including one for a loss of one yard against Indiana State • registered seven tackles, including three tackles for a loss and one sack against Colorado State • made two tackles at Penn State • made two tackles against Rutgers and had one pass breakup • notched four tackles at Illinois • recorded two tackles against Purdue.

2015 • SOPHOMORE SEASON: Played in 12 games and started eight • finished second on the team with 99 tackles (56 solo), including 5.5 tackles-for-loss for 12 yards • forced a fumble • named All-Big Ten Honorable Mention by the conference media • tabbed team's Linebacker of the Year. **Game-by-Game:** Made his Minnesota debut and tallied seven tackles, including 1.0 tackle-for-loss, against TCU • registered seven tackles and forced a fumble in overtime at Colorado State • made a career-high 10 tackles, including 1.0 tackle-for-loss, versus Kent State • totaled four tackles against Ohio • recorded eight tackles, six of which were solo, at Northwestern • tallied a team-high nine tackles, including six solo stops, at Purdue • notched 10 tackles versus Michigan • tallied 10 tackles, including .5 tackle-for-loss, at Ohio State • registered eight tackles with four of them being solo at Iowa • totaled 11 tackles, including 1.0 tackle-for-loss, versus Illinois • notched 11 tackles against Wisconsin • recorded four tackles (three solo), including 1.0 behind the line of scrimmage, versus Central Michigan.

2014: Suffered an injury in the spring of 2014 that forced him to miss the season • named the team's Defensive Work Team Player of the Year.

PREVIOUS COLLEGE: Transferred from Iowa Western • recorded 80 tackles (32 solo) as a freshman, as his team went 11-1 • notched two interceptions (both of which were returned for touchdowns) and forced one fumble • recorded 8.5 tackles-for-loss and broke up two passes, as team pitched five shutouts and allowed an average of only 11.2 points per game • had one rush on the year, which was a 4-yard gain on a fake punt • signed National Letter of Intent during the 2013 December signing period • enrolled at Minnesota in January 2014.

HIGH SCHOOL: Is a graduate of Spirit Lake High School in Spirit Lake, Iowa • during his senior year he helped lead his team to a 15-1 record and the 2012 Class 2A state title, excelling at both linebacker and running back • named all-conference and all-state as a senior • coached by Josh Bolluyt.

PERSONAL: Born Nov. 12, 1994 • son of Kevin Poock and Jodi Wollmath.



WILL REGER

84 | WIDE RECEIVER

Junior (RS) | 6.3 | 204

Major: Business and Marketing Education

Burnsville, Minn. | Burnsville HS

2016 • SOPHOMORE SEASON: Did not see game action.

2015 • FRESHMAN SEASON: Did not see game action.

2014: Redshirted.

HIGH SCHOOL: A 2014 graduate of Burnsville High School • as a senior quarterback, passed for 1,421 yards and 10 touchdowns, and ran for four touchdowns • as a senior defensive back, recorded 78 tackles, five tackles-for-loss, five pass breakups, a forced fumble and a fumble recovery • named to the Associated Press' All-State Third Team in 2013 • also lettered in baseball and basketball.

PERSONAL: Born June 17, 1995 • son of Joe and Mary Ellen Reger • has two sisters (Shannon and Delaney) • uncle Steve Winum played quarterback for the Gophers from 1975-76 • uncle Mike Reger played football at University of Minnesota Duluth.



HUNTER REGISTER

12 | WIDE RECEIVER

Sophomore (RS) | 6.5 | 214

Major: Undeclared

Lafayette, La. | Comeaux HS

2016 • FRESHMAN SEASON: Played in one game • made his collegiate and Minnesota debut against Indiana State and caught one pass for six yards.

2015: Redshirted.

HIGH SCHOOL: Attended Comeaux High School • named Honorable Mention All-State • caught 39 passes for 652 yards and six touchdowns as a senior and rushed the ball 12 times for 186 yards and two scores • notched 50 tackles • returned three of his seven interceptions for touchdowns • returned six punts for 178 yards and three touchdowns and also rushed for a 75-yard score on a fake punt • returned 14 kickoffs for 463 yards (33.1 average) and scored three touchdowns • served as team's punter as well • named First Team All-Academia as a returner and was named The Daily Advertiser/Service Chevrolet Special Teams Player of the Year • Honorable Mention All-State • played in the East-West Louisiana High School Coaches Association All-Star game where he had a 42-yard reception for the victorious West team • caught 35 passes for 595 yards and seven touchdowns as a junior • coached by Kevin Magee • also lettered in basketball • a three-star recruit by 247Sports and Scout, while Rivals gave him two stars • 247Sports ranked him as 50th-best prospect in Louisiana, while Scout had him as the No. 88 wide receiver in the South and as the No. 15 receiver in the state • 247Sports had him as the No. 112 wide receiver in his class, while Scout listed him at No. 209.

PERSONAL: Born Oct. 4, 1996 • son of Harold and Gena Register • has two brothers (Harold and Hayward).



SAM RENNER

90 | DEFENSIVE LINE

Sophomore (RS) | 6.4 | 259

Major: Applied Economics

Maple Grove, Minn. | Maple Grove HS

2016 • FRESHMAN SEASON: Did not see game action.

2015: Redshirted.

HIGH SCHOOL: Attended Maple Grove High School • standout at tight end and full-back, but was limited to only a few games as a senior due to a knee injury • team posted a 10-2 overall record and a 5-1 mark in conference play • made five catches for 41 yards and one touchdown • recorded six tackles on defense • coached by Matt Lombardi • also lettered in hockey.

PERSONAL: Born Feb. 24, 1997 • son of Ron and Barb Renner • has one sister (Abbey) • great grandfather Luther Burgman played football for the Gophers in the 1930s.



CONOR RHODA

15 | QUARTERBACK

Senior (RS) | 6.3 | 225 | Letters: 1

Master's: Human Resource Development

Eagan, Minn. | Cretin-Derham Hall HS

2016 • JUNIOR SEASON: Played in three games and completed eight of 16 passes for 88 yards and one touchdown • Academic All-Big Ten. **Game-by-Game:** Completed his only pass against Indiana State, which was a six-yard reception by Hunter Register • made his first career start at Maryland and completed 7-of-15 passes for 82 yards and one touchdown • saw action as a reserve at Illinois.

2015 • SOPHOMORE SEASON: Did not see game action • named Offensive Work Team Player of the Year.

2014 • FRESHMAN SEASON: Played in two games • made his Minnesota and collegiate debut against San Jose State, but did not record any statistics • attempted one pass against Iowa.

2013: Redshirted.

HIGH SCHOOL: A 2013 graduate from Cretin-Derham Hall • helped team to a 6-3 record and a 6-2 conference mark as a senior • threw for 1,400 yards and 19 touchdowns • rushed for 550 yards and three scores • took over the starting role in the fifth game of his junior season and then passed for 1,000 yards (9 TDs) and rushed for 400 yards (4 TDs) • also lettered three years in baseball • coached by Mike Scanlan.

PERSONAL: Born Feb. 15, 1995 • son of Jeff and Mary Sue Rhoda • has two siblings • has already graduated with a degree in business and marketing education and is working toward his masters in human resource development.



STEVEN RICHARDSON

96 | DEFENSIVE LINE

Senior | 6.0 | 292 | Letters: 3

Major: Business and Marketing Education

Chicago, Ill. | Mt. Carmel HS

2016 • JUNIOR SEASON: Played in 13 games and started 11 • recorded 31 tackles and led team with 11 tackles for loss and added seven sacks • Academic All-Big Ten. **Game-by-Game:** Recorded three tackles, one sack and recovered one fumble against Oregon State • notched three tackles against Indiana State • made four tackles (all for a loss) and one sack against Colorado State • made one tackle at Penn State • registered three tackles against Iowa • recorded one tackle at Maryland • tallied four tackles and a sack against Rutgers • competed at Illinois • forced one fumble and made two sacks against Purdue • made three tackles at Nebraska • forced one fumble and had two sacks against Northwestern • made one tackle at Wisconsin and made one tackle against Washington State.

2015 • SOPHOMORE SEASON: Played in 10 games and started nine • missed three games due to injury • made 26 tackles, including 8.0 tackles-for-loss (second on team) • finished second on team with 3.5 sacks for a loss of nine yards • broke up two passes and added a quarterback hurry • forced and recovered a fumble • named All-Big Ten Honorable Mention by the conference coaches • Academic All-Big Ten. **Game-by-Game:** Tallied one tackle, including .5 sack, against TCU • registered a career-high seven tackles with three coming behind the line of scrimmage, forced and recovered a fumble, broke up a pass and added a sack at Colorado State • made two tackles versus Kent State • totaled four tackles, including a sack, and added a pass breakup against Ohio • recorded four tackles at Northwestern • tallied four tackles, including 2.5 tackles-for-loss and a sack at Purdue • registered a solo stop versus Nebraska • notched three tackles with one coming behind the line of scrimmage against Michigan • started versus Illinois, but did not record any statistics • competed against Central Michigan, but did not record a statistic.

2014 • FRESHMAN SEASON: Started 12 of 13 games played • made 23 tackles • notched 6.0 tackles-for-loss, including 2.0 sacks, and forced one fumble • named the Gophers' Defensive Freshman of the Year. **Game-by-Game:** Recorded three tackles and .5 sack in his Minnesota and collegiate debut against Eastern Illinois • made two tackles, including one tackle-for-loss, against Middle Tennessee • started at TCU and made one tackle • tallied two tackles, including one tackle-for-loss, against San Jose State • recorded one tackle-for-loss at Michigan • notched two tackles, including .5 sack, against Northwestern • made one tackle against Purdue • tallied four tackles at Illinois • made 1.5 tackles-for-loss (one sack) and forced a fumble against Iowa • made one tackle against Ohio State • assisted on one tackle at Nebraska • notched one tackle at Wisconsin • made two tackles against Missouri, including .5 tackle-for-loss.

HIGH SCHOOL: Attended Mount Carmel High School in Chicago • won back-to-back state titles, starting with the Class 8A championship in 2012 • the Caravan posted a 13-1 record en route to the 2013 Class 7A state title • tallied two sacks during the championship game, and helped Mount Carmel's defense hold its opponent to 71 yards of offense • anchored a defense that notched six shutouts and allowed more than 10 points in only four games • made 64 tackles as a senior, which included 34 tackles-for-loss and 17 sacks • forced two fumbles and recovered one fumble • coached by Frank Lenti • lettered in track and field • ranked as a three-star prospect by Rivals, 247Sports and Scout, while ESPN gave him two stars • Rivals listed him as the No. 37 player in Illinois, while 247Sports had him at No. 46 and ESPN had him at No. 57 • Scout ranked him as the No. 63 defensive tackle in the nation, while 247Sports had him at No. 89.

PERSONAL: Born Feb. 28, 1996 • son of Steven and Valerie Richardson • has two brothers (Alex and Jordan) and one sister (Lauren).



MALCOLM ROBINSON

75 | DEFENSIVE LINE

Freshman | 6.3 | 290

Major: Undeclared

Massillon, Ohio | Washington HS

HIGH SCHOOL: Attended Washington High School in Massillon, Ohio • wore No. 44 for the Tigers • as a senior, made 26.5 tackles, nine tackles for loss and 0.5 sacks • named to the 2016 AP All-Northeast First Team • earned 2016 All-State Special Mention honors • a three-star recruit by Scout, Rivals and 247 Sports • Scout ranked him the No. 4 defensive tackle in Ohio and the No. 53 defensive tackle in his class • Rivals listed him as the No. 47 recruit in Ohio, while 247 Sports tabbed him as the No. 46 prospect in his state and the No. 77 defensive tackle in the country • coached by Nate Moore.

PERSONAL: Son of Malcolm Robinson Sr. and Toni Jackson • has one brother (Myles) and three sisters (Monique, Tania and Mikelle) • cousin, Steve Luke, played football for Ohio State and in the NFL for the Green Bay Packers.



JARAN ROSTE

14 | QUARTERBACK

Freshman | 6.3 | 234

Major: Undeclared

Alexandria, Minn. | Alexandria HS

HIGH SCHOOL: Attended Alexandria High School • a three-time First Team All-Conference honoree at quarterback • finished his career with 5,591 yards passing with 56 touchdowns and 1,721 rushing yards with 39 touchdowns • led his team to a 9-2 record his senior season throwing for 2,439 yards with 28 touchdowns and 671 rushing yards with 18 touchdowns • named First Team All-State and was a Mr. Football finalist • also lettered in basketball and track and field.

PERSONAL: Born on July 23, 1998 • son of Jeff and Lucy Roste • has three sisters (Jazmin, Jana and Jacy).



ERIC ROUSEMILLER

55 | OFFENSIVE LINE

Freshman | 6.4 | 310

Major: Undeclared

Lakeville, Minn. | Lakeville South HS

HIGH SCHOOL: Attended Lakeville South High School • three year starter and three-time All-South Suburban All-Conference honoree • named the 2016 District Offensive Lineman of the Year • named to the 2016 Vikings MFCA All-Star Team • also lettered in track and field and Olympic weightlifting • also won state and national weightlifting competitions.

PERSONAL: Born July 29, 1998 • son of Chris and Katie Rousemiller • has three brothers (Connor, William and Nicholas) and one sister (Amanada) • father Chris played college football at Mankato State University.



AXEL RUSCHMEYER

65 | OFFENSIVE LINE

Freshman | 6.4 | 281

Major: Undeclared

Hutchinson, Minn. | Holy Family Catholic HS

HIGH SCHOOL: Attended Holy Family Catholic High School • two-time All-District lineman • named District Defensive Line MVP in 2016 • recorded 79 tackles, 10 tackles for a loss, one sack and three forced fumbles • also lettered in hockey.

PERSONAL: Born on August 7, 1999 • son of Cory and Stacy Rushmeyer • has two brothers (Hunter and Jackson) and one sister (Brooke) • father Cory played football at the University of Minnesota.



JOE RUSSELL

57 | LINEBACKER

Freshman | 6.2 | 194

Major: Undeclared

Shoreview, Minn. | Totino-Grace HS

HIGH SCHOOL: Attended Totino-Grace High School • two-year varsity starter at wide receiver, safety and long snapper • as a senior, made 70 tackles and led team to a 13-0 record and a state championship • named First Team All-State by Northstar Football News and AP and named First Team All-Metro by KARE 11 and the Star Tribune in 2016 • named Academic All-State in 2016 • captained the North team in the 2016 Minnesota State All-Star Showcase and was selected as the game MVP for the North • also lettered in track and field.

PERSONAL: Born on May 20, 1999 • son of John and Sara Russell • has two brothers (Luke and William) and two sisters (Elizabeth and Jessica).



GRANT RYERSE

33 | KICKER / PUNTER

Freshman | 6.2 | 203

Major: Undeclared

Woodbury, Minn. | East Ridge HS

HIGH SCHOOL: Attended East Ridge High School in Woodbury, Minn. • wore No. 80 for the Raptors and was a team captain his senior season • as a senior, made six field goals and 36 point after attempts • made kicks of 55 and 52 yards • notched 37 touchbacks (82%) and averaged 39.4 yards per punt • named 2016 KARE 11 All-Metro Offense, All-State First Team and Star Tribune All-Metro First Team • was a four-year starter at kicker and punter and scored 212 points • made 161 point after attempts, which included 62 consecutive from 2014-2016 • kicked 17 career field goals and recorded 140 touchbacks (65%) • averaged 37.5 yards per punt • Eastbay You All-American in 2013 and 2014 • ranked as the No. 4 kicker in the nation by Chris Sailer Kicking and is the No. 5 kicker/punter combo in the country by National Camp Series • a three-star recruit by Scout and ESPN and a two-star prospect according to Rivals and 247 Sports • Scout listed him as the No. 1 kicker in Minnesota, the No. 2 kicker in the Midwest and the No. 7 kicker in the nation • ESPN ranked him the No. 4 recruit in Minnesota, while 247 Sports listed him as the No. 5 kicker in his class and as the No. 9 prospect in Minnesota • coached by Dan Fritze • also lettered in baseball and basketball.

PERSONAL: Born November 14, 1998 • son of Mac and Mary Ryerse • has two brothers (Adam and Luke) • winner of 2016 Minnesota State High School League - ExCEL Award (Excellence in Community, Education and Leadership) • had a 4.13 GPA and was named 2016 Academic All-State by Minnesota Football Coaches Association • was the Mentor of the Year at the East Ridge Athletic Association • raised more than \$5,000 for Kicking Against Cancer to benefit cancer research and education.



JON SANTAGA

30 | DEFENSIVE BACK

Freshman | 6.1 | 192

Major: Biology

Green Bay, Wis. | Notre Dame De La Baie Academy

HIGH SCHOOL: Attended Notre Dame De La Baie Academy and made it to back-to-back state championship games • caught the game-winning touchdown pass in the 2015 Div. III state championship game and was named the Player of the Game • earned All-Fox River Classic Conference honors at quarterback his senior season throwing for 1,999 yards with 21 touchdowns • earned All-State recognition as a punter his senior season averaging 38.8 yards per punt with six attempts placed inside the 20-yard line • also lettered in basketball and track.

PERSONAL: Born on December 30, 1998 • son of Scott and Mary Santaga • has two sisters (Anna and Sara) • grandfather Aldo was the men's soccer coach at the University of Wisconsin-Green Bay from 1978-1991 and the college's soccer stadium is named after him • father Scott and uncle Greg were both All-Conference Div. I soccer players for the Green Bay Phoenix.



RYAN SANTOSO

18 | PUNTER / KICKER

Senior (RS) | 6.6 | 258 | Letters: 3

Master's: Non-Profit Management

Pace, Fla. | Pace HS

PUNTING CAREER (2016-): Has punted 78 times and averages 40.8 yards • has placed 29 punts inside the 20 • career long of 60 yards came at Maryland.

KICKING CAREER (2014-15): Made 29-of-39 field goals • career-long field goal of 52 yards came against Purdue on Oct. 18, 2014, with 4:59 left in the game and lifted Minnesota to a 39-38 home win • converted 76-of-77 point-after attempts • scored 163 points (29 FGs and 76 PATs) • kicked off 128 times and recorded 64 touchbacks.

2016 • JUNIOR SEASON: Served as team's primary punter and averaged 40.9 yards on 77 punts • placed 29 punts inside the 20 and 13 of his punts were greater than 50 yards • Academic All-Big Ten. **Game-by-Game:** Punted six times against Oregon State and averaged 41.2 yards while placing four punts inside the 20 • punted one time for 46 yards (placed inside the 20 and not returned) against Indiana State • averaged 45 yards on four punts against Colorado State • punted six times and averaged 39.8 yards at Penn State • punted nine times against Iowa and averaged 42.9 yards while also connecting on a career best 55-yard punt • connected on a career long 60-yard punt at Maryland • averaged 41.4 yards on seven punts at Maryland and played three inside the 20 • punted three times against Rutgers and placed two inside the 20, while averaging 36.0 yards • placed four of eight punts inside the 20 and connected on a 54-yarder at Illinois • averaged 42.0 yards on eight punts against Purdue • punted five times and averaged 44.2 yards at Nebraska • averaged 40.3 yards on six punts against North-western • punted seven times at Wisconsin and averaged 41.3 yards • averaged 43.9 yards on seven punts against Washington State.

2015 • SOPHOMORE SEASON: Played in 13 games and served as team's primary kicker and kickoff specialist • drilled 17-of-21 field goal attempts, including seven field goals over 40 yards • field goal percentage of .810 was second-highest in Big Ten • was a perfect 10-for-10 inside 40 yards • made all 32 point-after tries • led team in scoring with 82 points • tallied 58 kickoffs and had 27 touchbacks • named Lou Groza Award semifinalist (nation's top kicker) • named All-Big Ten Third Team by the conference media and honorable mention by the media • Academic All-Big Ten. **Game-by-Game:** Connected on a 42-yard field goal and converted both of his point-after attempts against TCU • made three field goals, including the game-winner in overtime and a 50-yard attempt, at Colorado State • named a Lou Groza National Collegiate Place-Kicker Award "Star of the Week" for his performance at Colorado State • drilled a 42-yard field goal and hit his lone

extra point attempt versus Kent State • netted two field goals, including a 49-yard attempt, and recorded three touchbacks against Ohio • kicked off for 65 yards at Northwestern • made two field goals and tallied four touchbacks at Purdue • connected on a 39-yard field goal attempt and made three extra point tries versus Nebraska • drilled all four field goal attempts, including a 47-yard try, and tallied five touchbacks against Michigan • hit both extra-point attempts and recorded a touchback at Ohio State • made all five extra-point attempts and drilled three touchbacks at Iowa • netted a 46-yard field goal and went 3-for-3 on extra point tries versus Illinois • converted three extra-point attempts and recorded two touchbacks against Wisconsin • connected on two field goal attempts (42 and 22 yards) and drilled a pair of touchbacks versus Central Michigan.

2014 • FRESHMAN SEASON: Played in 13 games and served as the team's primary kicker • made 12-of-18 field goals, which included a career-long 52-yard attempt • converted 45-of-46 point-after attempts • led team in scoring with 81 points • kicked off 70 times and notched 38 touchbacks • Academic All-Big Ten. **Game-by-Game:** Converted all six of his point-after attempts as he made his Minnesota and collegiate debut against Eastern Illinois • made all five of his point-after attempts against Middle Tennessee • made his only point-after attempt at TCU • connected on a 38-yard field-goal attempt (his first made career field goal) against San Jose State • kicked three field goals, including a 48-yard attempt, at Michigan • named one a Lou Groza National Collegiate Place-Kicker Award "Star of the Week" for his performance at Michigan • made a 25-yard field goal against Northwestern • kicked three-point after attempts and connected on two field goals, which included a career-long, 52-yard field goal against Purdue • earned Big Ten Special Teams Player of the Week accolades after the game-winning field goal vs. Purdue • made three point-after attempts and a 44-yard field goal at Illinois • made six point-after attempts and a 35-yard field goal against Iowa • made his first career tackle and converted three point-after attempts and connected on a 34-yard field goal against Ohio State • kicked four point-after attempts at Nebraska • made a 37-yard field goal and three point-after attempts at Wisconsin • connected on two point-after attempts and made a 38-yard field goal against Missouri.

2013: Redshirted.

HIGH SCHOOL: Attended Pace High School and helped lead the team to a 7-4 record as a senior • connected on 14 of 17 field goals with his longest being 42 yards • was 29-for-29 in PATs • recorded 71 points • kicked off 48 times, recording 46 touchbacks • averaged 39.26 yards on 35 punts • coached by Mickey Lindsey • ESPN ranked him as the seventh-best kicker in the nation and the 129th-best player in Florida • Rivals listed him as a two-star recruit and the 15th-best kicker in the nation • won the National Scholarship Camp's kick off competition by beating out more than 400 competitors • beat Harrison Butker (now at Georgia Tech) in the final round Sunday death field goal contest for the last spot in the recent Under Armour All-American game (connected on a 45-yard field goal in game).

PERSONAL: Born Aug. 26, 1995 • son of Lori and Riyanto (Yudhie) Santoso • has two siblings • has already graduated with a degree in sports management and is working toward his masters in non-profit management.



KYLE SASSACK

75 | OFFENSIVE LINE

Freshman | 6.7 | 283

Major: Undeclared

Pontiac, Mich. | Notre Dame Prep HS

HIGH SCHOOL: Attended Notre Dame Prep in Pontiac, Mich. • wore No. 77 for the Fighting Irish • as a senior, anchored an offensive line that produced an average of 35 points and 400 yards of offense per game • named to the Detroit News All-Metro Team and the Associated Press All-State Team twice • a three-star recruit by Scout and 247 and a two-star recruit by Rivals and ESPN • Scout ranked him as the No. 2 offensive tackle prospect in Michigan, the No. 46 prospect at his position and as the No. 77 recruit in the Midwest • ESPN listed him as the No. 33 prospect in Michigan, while 247 Sports had him at No. 38 • coached by Pat Fox.

PERSONAL: Born October 12, 1998 • son of Russ and Audra Sassack • has two brothers (Evan and Troy) and one sister (Jenna) • father, Russ, played basketball at Albion College • sister, Jenna, played volleyball at Seton Hill University • brother, Evan, played football at Hillsdale College and brother, Troy, played football at Grand Valley State University.



AUSTIN SCHIRCK

52 | DEFENSIVE LINE

Freshman | 6.5 | 276

Major: Undeclared

Carroll, Iowa | Carroll HS

HIGH SCHOOL: Attended Carroll High School in Carroll, Iowa • wore No. 44 for the Tigers • helped lead team to a 12-1 record including and a 9-0 mark in conference play • as a senior, recorded 15.5 tackles for a loss, 9.5 sacks and forced four fumbles • named to the 2016 Iowa Newspaper Association All-State First-Team and All-District • received two stars from 247 Sports and Scout • 247 Sports ranked him as the No. 20 player in Iowa and as the No. 150 defensive tackle in the nation • coached by Dennis McCarten • also lettered in basketball.

PERSONAL: Born April 15, 1999 • son of Keith and Lynda Schirck • has one brother (Nathan) and one sister (Nicole).



SAM SCHLUETER

70 | OFFENSIVE LINE

Freshman (RS) | 6.6 | 298

Major: Undeclared

Victoria, Minn. | Mayer Lutheran HS

2016: Redshirted.

HIGH SCHOOL: Attended Mayer Lutheran High School • captained the Crusaders to a 7-4 overall record and 5-3 mark in conference play • saw action along the offensive line and as a receiver while also playing defense • named Associated Press First Team All-State as an offensive lineman • competed in 36 total games • as a senior, notched 87 tackles (7.9 per game), six sacks for a loss of 46 yards and forced a fumble • as a junior, registered 68 tackles and caught seven passes for 65 yards and a touchdown • tallied 52 tackles and recovered four fumbles across his sophomore and freshman campaigns • also lettered in baseball and basketball • ranked as a three-star prospect by Rivals, Scout, 247Sports and ESPN • 247Sports ranked him as the No. 5 prospect in the state, while ESPN had him at No. 9 and Rivals at No. 10 • Rivals, Scout, 247Sports and ESPN listed him as the No. 2 offensive lineman in Minnesota • Scout tabbed him as the No. 14 offensive tackle in the Midwest region and No. 50 tackle in the nation.

PERSONAL: Born August 11, 1997 • son of Daniel and Wendy Schlueter • has two sisters (Hailey and Cassie) • father Daniel played football at the University of Minnesota Duluth.



JOHN MICHAEL SCHMITZ

60 | OFFENSIVE LINE

Freshman | 6.4 | 286

Major: Undecided

Flossmoor, Ill. | Homewood-Flossmoor HS

HIGH SCHOOL: Attended Homewood-Flossmoor High School in Flossmoor, Ill. • wore No. 74 for the Vikings • started at left tackle his junior and senior seasons helping the Vikings to a 20-3 record • anchored an offense that averaged more 40 points a game • named IHSFCA 8A All-State, Southwester Suburban All-Conference, earned Champaign-Urbana News-Gazette IHSFA Football All-State honors and was named to the Chicago Tribune All-State Team his senior season • consensus three-star recruit by Scout, Rivals, 247 Sports and ESPN • Scout ranked him as a center and had him as the No. 1 center in the Midwest, the No. 8 center in the nation and the No. 96 recruit in the Midwest • as a guard, ESPN listed him listed him as the No. 14 recruit in Illinois, while Illinois had him at No. 33 • coached by Craig Buzea.

PERSONAL: Born March 19, 1999 • son of John and Deborah Schmitz • has one brother (Jack) and two sisters (Gabrielle and Hannah).



BAILEY SCHOENFELDER

43 | LINEBACKER

Freshman (RS) | 6.3 | 225

Major: Undecided

Huron, S.D. | Huron HS

2016: Redshirted.

HIGH SCHOOL: Attended Huron High School • was a team captain his senior season • as a senior, had 51 tackles and one sack • also caught one touchdown on offense • recorded 11 receptions • earned Academic All-State honors • was a State A 195 Champion in wrestling.

PERSONAL: Born September 22, 1997 • son of John and Sandi Schoenfelder • has three brothers (Wade, Josh and Curt) and one sister (Amber) • brother Wade played football at Dakota Wesleyan University and cousin Chad Greenway played at Iowa before playing 11 seasons with the Minnesota Vikings.



ANTONIO SHENAULT

34 | DEFENSIVE BACK

Junior | 5.11 | 192 | Letters: 2

Major: Sport Management

Roselle, Ill. | Lake Park HS

2016 • SOPHOMORE SEASON: Played in 11 games and started five • recorded 32 tackles and broke up two passes • returned five punts for 32 yards. **Game-by-Game:** Recorded one tackle against Oregon State • started against Indiana State and made four tackles • made 10 tackles against Colorado State • totaled three tackles and broke up one pass at Penn State • made one tackle at Maryland • notched four tackles in a start against Rutgers • tallied two tackles and returned two punts for 23 yards at Illinois • competed against Purdue • recorded one tackle at Nebraska • registered five tackles against Northwestern • made one tackle at Wisconsin.

2015 • FRESHMAN SEASON: Played in 12 games and started one • recorded 15 tackles (11 solo) • broke up a pass. **Game-by-Game:** Made his season and collegiate debut at Colorado State where he made one tackle on special teams • competed on special teams versus Kent State, but did not record any statistics • totaled a career-high six tackles in extensive action against Ohio • recorded three tackles (two solo) at Northwestern • tallied three solo tackles and broke up a pass at Purdue • competed on special teams versus Nebraska and Michigan and at Ohio State and Iowa, but did not record a statistic • touted a pair of tackles versus Illinois • competed but did not tally any statistics against Wisconsin and Central Michigan.

HIGH SCHOOL: Attended Lake Park High School, where he was a three-year starter • named to the Champaign News-Gazette's 79th All-State Team • Chicago Sun-Times All-Area Honorable Mention • All-DuPage Valley Conference and all-area • recorded 57 tackles as a senior • caught four touchdown passes as a wide receiver • on the track, was a Class 3A state champion in the 110-meter hurdles • coached by Chris Roll • received three stars by Rivals, ESPN, 247Sports and Scout • Rivals had him as the 24th-best prospect in Illinois, while 247Sports had him at 38th and ESPN at 45th • tabbed the No. 2 cornerback in Illinois by Scout • rated the No. 107 cornerback overall by Scout, No. 115 by ESPN and 143 by 247Sports.

PERSONAL: Born Sept. 10, 1996 • son of Ken and Maria Shenault • has one brother (Franko) and three sisters (Ashly, Nikki and Karla) • brother, Franko, played football at Carthage College.



ROYAL SILVER

97 | DEFENSIVE LINE

Junior | 6.3 | 292

Major: Human Resource Development

Cedar Rapids, Iowa | Washington HS | Iowa Western

PREVIOUS COLLEGE: Spent the past two seasons at Iowa Western Community College and has two seasons of eligibility at Minnesota • wore No. 94 for the Reivers • as a sophomore, recorded 63 tackles, 11 tackles for loss, 4.5 sacks and made one interception in 12 games • named First Team All-ICCAC and earned Second Team NCAA All-American honors • as a freshman, totaled 23 tackles and 1.5 sacks in 10 games • attended Washington High School in Cedar Rapids, Iowa • coached by Scott Strohmeier at Iowa Western.

PERSONAL: Son of Robert Ivory and Ronda Silver • has two brothers (Joseph and Trent) and one sister (Trea).



O.J. SMITH

98 | DEFENSIVE LINE

Junior (RS) | 6.2 | 309

Major: Undeclared

Bossier City, La. | Alabama | Airline HS

PREVIOUS COLLEGE: Spent three years as a defensive lineman at Alabama • red-shirted in the 2014 season • collected one tackle against ULM as a redshirt freshman and one tackle against Western Kentucky as a sophomore.

HIGH SCHOOL: Took part in the 2014 Under Armour All-America Game • a four-star recruit by ESPN • was the No. 18 defensive tackle in his class by ESPN, No. 33 by Scout, No. 34 by 247Sports • earned honorable mention 5A all-state honors from the Louisiana Sports Writers Association as a senior at Airline High School in 2012 and 2013 • earned team defensive MVP and All-Metro accolades as a junior • recorded 66 tackles including 26 for a loss and two sacks in his junior season • coached by Bo Meeks.



RODNEY SMITH

1 | RUNNING BACK

Junior (RS) | 5.11 | 210 | Letters: 2

Major: Youth Studies

Jonesboro, Ga. | Mundy's Mill HS

CAREER: Has rushed 397 times for 1,828 yards in 25 games, which ranks tied for 19th all-time in school history • scored 18 (2 in 2015 and 16 in 2016) career rushing touchdowns, which ranks tied for 16th in school history • career long 70-yard rushing touchdown came at Maryland in 2016 • has seven career 100-yard rushing games, which ranks tied for 13th in program history • rushed for a career high 153 yards against Purdue in 2016 • career long 94-yard kick return for a touchdown came against Rutgers in 2016 • had 257 all-purpose yards (111 rush, 27 receiving and 119 kick return) against Rutgers in 2016, which was the 12th most in school history and most since David Cobb had 233 at Michigan in 2014 • enters the 2017 season with 155 consecutive carries without a fumble (last fumble was against Iowa in 2016).

2016 • SOPHOMORE SEASON: Played in all 13 games and started 12 • rushed 240 times (tenth most in school history in a single season) for 1,158 yards (16th most in school history in a single season) and 16 touchdowns (third most in school history in a single season) • became 20th Gopher ever to rush for 1,000 yards in a single season • caught 23 passes for 188 yards • returned eight kickoffs for 263 yards, which included a 94-yard touchdown against Rutgers • recorded 1,609 all-purpose yards (12th most in school history in a single season) • scored 17 touchdowns (tied for second in school history in a single season) and tallied 102 points (tied for third most in school history in a single season) • named All-Big Ten Third Team by league coaches and media • named Offensive MVP of the Holiday Bowl after scoring one touchdown and recording 132 all-purpose yards • averaged 4.8 yards per carry • rushed for 100 yards in six games, which is tied for ninth in a single season • rushed for 100 yards in four straight games (Maryland, Rutgers, Illinois, Purdue) to become the first Gopher since David Cobb in 2013 to accomplish that feat. **Game-by-Game:** Started against Oregon State and rushed 25 times for a career high 125 yards and two touchdowns • carried the ball 17 times for 74 yards and one touchdown against Indiana State • gained 99 yards and scored two touchdowns on 17 carries against Colorado State • rushed 23 times for 104 yards at Penn State and added four receptions for 39 yards • gained 44 yards on 11 attempts against Iowa and returned two kicks for 58 yards • rushed for 144 yards on 18 carries and scored two touchdowns at Maryland • touchdowns at Maryland covered eight and 70 yards • gained 111 yards and scored one touchdown on 22 carries against Rutgers • also returned a kickoff 94 yards for a touchdown against Rutgers • had 257 all-purpose yards (111 rush, 27 receiving and 119 kick return) against Rutgers, which was the 12th most in school history and most since David Cobb had 233 at Michigan in 2014 • rushed 20 times for 100 yards and two touchdowns at Illinois and added two receptions for 19 yards • scored three touchdowns and rushed for 153 yards on 24 carries against Purdue • rushed for 53 yards and one touchdown at Nebraska and also caught three passes for 17 yards • rushed for 32 yards against Northwestern • gained 45 yards rushing and 25 yards receiving at Wisconsin • rushed for 74 yards and one touchdown against Washington State.

2015 • FRESHMAN SEASON: Played in 12 games and started seven • rushed 157 times for 670 yards (sixth most ever for a freshman) and two touchdowns • caught 16 passes for 124 yards. **Game-by-Game:** Made his collegiate debut against TCU and carried the ball 16 times for 88 yards and one touchdown • did not have a negative rush against TCU as he averaged 5.5 yards-per-carry • his 88 yards against TCU were the most by a Gopher freshman running back making his collegiate debut since Thomas Hamner ran for 158 yards on 22 carries on Sept. 7, 1996, at Northeast Louisiana (Amir Pinnix also rushed for 88 yards on 17 carries as a freshman in his collegiate debut against Toledo on Sept. 4, 2004) • carried the ball 21 times for 108 yards, which included five carries for 24 yards in overtime, at Colorado State • became the first Gopher running back to run for more than 100 yards since DeLeon Eskridge rumbled for 124 yards at Illinois in 2008 • carried the ball 30 times for 73 yards against Kent State • totaled 152 all-purpose yards (94 rushing and 58 receiving) against Ohio • rushed 11 times for 32 yards at Northwestern • carried the ball 13 times for 52 yards at Purdue and also caught three passes

for 15 yards • rushed eight times for 20 yards against Nebraska • carried the ball 12 times for 74 yards (6.2 average) against Michigan's No. 1-ranked defense that entered the game allowing only 64.7 yards on the ground • caught one pass for 17 yards against Michigan • started at Ohio State, but was limited with an injury • missed the Iowa game with an injury • was limited with an injury against Illinois, but carried the ball two times for 11 yards • rushed seven times for 35 yards and one touchdown against Wisconsin • carried the ball 15 times for 74 yards and caught one pass for five yards against Central Michigan.

2014: Redshirted.

HIGH SCHOOL: Attended Mundy's Mill High School • helped lead his team to an 8-5 record, which was the best season in school history • team advanced to Class 5A quarterfinals • first team All-State honoree • rushed 261 times for 2,201 yards and 26 touchdowns • team started 0-4 and he rushed 63 times for 368 yards and four touchdowns in those games • team finished 8-1 and he rushed 198 times for 1,833 and 22 touchdowns • rushed for more than 100 yards in 11 games, more than 200 yards in four games and more than 300 yards in two games • also caught five passes for 66 yards • rushed 172 times for 1,575 yards and 18 touchdowns as a junior before suffering a season-ending injury • caught six passes for 55 yards • amassed 4,002 all-purpose yards (3,776 rushing, 121 receiving and 105 on kick returns) during his last two years of high school • football coach was Gregory Manior, while his father, Patrick Smith, was his offensive coordinator and baseball coach • high school teammate of Gopher linebacker Jonathan Celestin • was a standout baseball player, as he was named Clayton Player of the Year by the Clayton Daily News and was voted Region 4-AAAAA Player of the Year by the region's coaches • played second base and shortstop and batted .587 with 12 RBI and 37 hits at leadoff • scored 27 runs and was 22 of 23 on stolen bases • ranked as a three-star recruit by ESPN, 247Sports and Scout, while Rivals gave him two stars • listed as the No. 80 running back in the nation by 247Sports and as the 110th best player in Georgia.

PERSONAL: Born Feb. 28, 1996 • son of Patrick and Essie Smith.



ANDREW STELTER

99 | DEFENSIVE LINE

Senior | 6.4 | 298 | Letters: 3

Major: Kinesiology

Owatonna, Minn. | Owatonna HS

2016 • JUNIOR SEASON: Played in 13 games and started five • made 18 tackles, three tackles for loss, 1.5 sacks and broke up one pass • Academic All-Big Ten. **Game-by-Game:** Made two tackles and had one sack against Oregon State • had two tackles against Indiana State • tallied two tackles against Colorado State • registered one tackle for a loss at Penn State • recorded three tackles against Iowa • notched three tackles at Maryland • competed against Rutgers and Illinois • notched one tackle for a loss against Purdue • broke up one pass and had one tackle at Nebraska • registered one tackle against Northwestern • tallied two tackles at Wisconsin • competed against Washington State.

2015 • SOPHOMORE SEASON: Played in 13 games and started seven • made 26 tackles (13 solo), including 1.0 tackle-for-loss • Academic All-Big Ten. **Game-by-Game:** Saw action against TCU, but did not record any statistics • registered three tackles at Colorado State • competed versus Kent State, but did not record a statistic • tallied two tackles against Ohio • recorded three tackles at Northwestern • tallied a solo tackle at Purdue • registered a tackle versus Nebraska • notched two tackles, including .5 tackle-for-loss, against Michigan • started and tallied a tackle at Ohio State • registered a career-high five tackles, including .5 tackle-for-loss, at Iowa • started and made a tackle along the defensive front versus Illinois • notched four tackles against Wisconsin • started and recorded three tackles versus Central Michigan.

2014 • FRESHMAN SEASON: Played in 12 games and recorded three tackles. **Game-by-Game:** Made his Minnesota and collegiate debut against Eastern Illinois, but did not record any statistics • assisted on three tackles against Middle Tennessee • played in the next 10 games: at TCU, against San Jose State at Michigan, against Northwestern and Purdue, at Illinois, against Iowa and Ohio State, at Nebraska and against Missouri.

HIGH SCHOOL: Attended Owatonna High School • helped team finish 13-0 and led Huskies to their first state championship, beating Brainerd in the 2013 Class 5A final • previously made a Prep Bowl appearance in 2012, as team finished 12-1 • named first team All-State by the Minnesota Associated Press as a junior and a senior • made 58 tackles and recovered two fumbles as a senior, as he was named to the Owatonna People's Press 2013 All-Area Team • set a school record with 12 sacks as a junior as he was named Owatonna People's Press Player of the Year • is Owatonna's career sack leader • coached by Jeff Williams • also lettered in basketball and track and field • received a three-star rating from ESPN, Rivals, 247Sports and Scout • ranked as the No. 4 recruit in Minnesota by ESPN, Rivals and 247Sports • 247Sports listed him as the 38th-best strong-side defensive end, while ESPN ranked him as the No. 82 defensive end in his class.

PERSONAL: Born Dec. 18, 1995 • son of Kevin and Adele Stelter • has two brothers and one sister.



RASHAD STILL

88 | WIDE RECEIVER

Junior | 6.5 | 214 | Letters: 2

Major: Recreation Administration

El Paso, Texas | Andress HS

2016 • SOPHOMORE SEASON: Played in 10 games and made 18 catches for 349 yards • rushed one time for eight yards and returned an outside kick attempt for 30 yards. **Game-by-Game:** Started against Oregon State and caught one pass for six yards • missed the Indiana State, Colorado State and Penn State games with an injury • returned to action against Iowa and caught two passes for 36 yards • hauled in a 26-yard reception at Maryland and rushed one time for eight yards against Rutgers • made one catch for 11 yards at Illinois • caught four balls for 87 yards against Purdue and two passes for 16 yards at Nebraska • made two catches for 81 yards against Northwestern and returned an onside kick for 30 yards (his 111 all-purpose yards led the team) • caught three passes for 48 yards at Wisconsin • recorded two catches for 38 yards against Washington State.

2015 • FRESHMAN SEASON: Played in 12 games • caught 18 passes for 194 yards and three touchdowns. **Game-by-Game:** Made his collegiate debut against TCU and caught three passes for 14 yards • competed at Colorado State • made two catches for 26 yards against Kent State • had one catch for 24 yards against Ohio • saw action at Purdue and against Nebraska • caught two passes for 69 yards against Michigan, which included a 52-yard reception from Mitch Leidner that resulted in his first-career touchdown • made six catches for 41 yards and one touchdown at Ohio State • caught one pass for six yards at Iowa • made two catches for six yards against Illinois, which included a 1-yard touchdown with five seconds left in the first half • caught one pass for eight yards against Wisconsin • competed against Central Michigan.

HIGH SCHOOL: Attended Andress High School • started playing football during his junior year and ended his career with 77 catches for 1,071 yards and 14 touchdowns • helped lead team to 10-3 overall record and a 7-1 mark in district action as a senior • played in 12 games and caught 49 passes for 704 yards and 11 touchdowns • also rushed for one touchdown • made 23 tackles on defense, including 3.0 sacks • broke up one pass and caused one fumble • played in 11 games as a junior and caught 28 passes for 367 yards and three touchdowns • also rushed for one touchdown • made seven tackles on defense and recovered one fumble • coached by Patrick Brown • also lettered in track and basketball • was an all-state performer in basketball • received a three-star ranking from ESPN and two stars from Rivals, 247Sports and Scout • ESPN lists him as the No. 62 wide receiver in the nation, while 247Sports tabs him as the No. 263 receiver and the 324th-best prospect in Texas.

PERSONAL: Born July 6, 1997 • son of Sheila Phippen • has one brother (Maliik).



ALEX STRAZZANTI

40 | DEFENSIVE BACK

Freshman | 6.2 | 194

Major: Undeclared

Chaska, Minn. | Chaska HS

HIGH SCHOOL: Attended Chaska High School • played quarterback, running back, outside linebacker and middle linebacker throughout high school • named All-Conference in three straight seasons • named All-District in 2016 • finished career with over 150 tackles, 3,200 total yards and 47 touchdowns • passed for 838 yards and seven touchdowns as a senior while rushing for 811 yards and 11 touchdowns • on defense had 61 tackles and three interceptions • as a junior passed for 1,111 yards and 15 touchdowns while rushing for 658 yards and 14 touchdowns • on defense had 30 tackles including one for a loss • recorded 53 tackles including two sacks as a sophomore.

PERSONAL: Born on November, 4 1998 • son of Marc and Kara Strazzanti • has one brother (Luke) and one sister (Ella).



CALVIN SWENSON

27 | DEFENSIVE BACK

Freshman (RS) | 6.0 | 209

Major: Physiology

Kaukauna, Wis. | Kaukauna HS

2016: Redshirted.

HIGH SCHOOL: Attended Kaukauna High School • three-year letterwinner played safety and receiver • as a senior, led the Galloping Ghosts offense to an average of 26.2 points per contest, including six games with 28-plus points • on defense, recovered a fumble and recorded an interception • rushed for 275 yards and three touchdowns, while adding 19 receptions for 195 yards and one score • also returned six kickoffs for 100 yards • named Second Team All-Conference • coached by Michael Moreau • also lettered in baseball and track.

PERSONAL: Born February 5, 1998 • son of Robert and Lynda Swenson • has one sister (Sydney).



KIONDRE THOMAS

31 | DEFENSIVE BACK

Freshman (RS) | 6.0 | 188

Major: Undeclared

Fort Smith, Ark. | Northside HS

2016: Redshirted.

HIGH SCHOOL: Attended Northside High School • two-way player that saw action at cornerback and wide receiver • led the Grizzlies to a top-25 ranking in the state • earned All-State honors after he racked up 63 tackles, 18 pass breakups, two forced fumbles and picked off six passes returning one for a touchdown • also added six touchdowns on offense as he accumulated three scores on the ground with 107 total yards and contributed three receiving touchdowns while amassing 244 yards • returned two kickoffs for touchdowns • coached by Mike Falleur • also lettered in track • ranked as a three-star prospect by Rivals, Scout, 247Sports and ESPN • Rivals ranked him as the No. 6 prospect in the state, while 247Sports had him at No. 8 and ESPN at No. 10 • Scout, 247Sports and ESPN rank him as No. 1 cornerback in Arkansas, while Rivals had him No. 2 at his position in the state.

PERSONAL: Born February 7, 1998 • son of Robert Thomas and Melissa Stubbs • has one sister (Kyonda).



NATE UMLOR

89 | TIGHT END

Freshman | 6.5 | 269

Major: Undeclared

Allendale, Mich. | Allendale HS

HIGH SCHOOL: Attended Allendale High School in Allendale, Michigan • wore No. 6 for the Falcons • played tight end and defensive end • as a senior, caught 12 passes for 214 yards and six touchdowns • made 68 tackles on defense, 26 tackles for loss and 8.5 sacks • listed as three star recruit by ESPN, Rivals, Scout and 247 Sports • 247 Sports ranked him as the No. 66 tight end in the nation and as the No. 35 prospect in Michigan • Rivals tabbed him as the No. 27 recruit in Michigan • ESPN and Scout both ranked him as a defensive end • Scout listed him as the No. 4 defensive end in Michigan, the No. 69 defensive end in the nation and as the No. 107 recruit in the Midwest • ESPN ranked him as the No. 25 recruit in Michigan and as the No. 139 defensive end • coached by Ben Burk • also lettered in basketball.

PERSONAL: Born April 21, 1999 • son of Jeff and Kelly Umlor • has one brother (Mitch) and two sisters (Alexis and Brooklyn).



HARRY VAN DYNE

83 | WIDE RECEIVER

Freshman | 6.5 | 185

Major: Undeclared

Stilwell, Kan. | Blue Valley HS

HIGH SCHOOL: Attended Blue Valley High School in Stilwell, Kansas • wore No. 9 for the Tigers • as a senior, recorded 67 receptions for 1,096 yards and as 12 touchdowns • named First Team All-Conference and named to the 2016 All-Simone Team (recognizes the best players in the Kansas City metro area) • a three-star recruit by Scout, 247 and ESPN and a two-star recruit by Rivals • at receiver, Scout ranked him No. 2 in Kansas, No. 31 in the Midland and No. 176 in the nation • ESPN listed him as the No. 5 prospect in Kansas, while Rivals had him at No. 9 and 247 Sports had him at No. 10 • coached by Eric Driskell.

PERSONAL: Born on April 26, 1999 • son of Yale and Kristina Van Dyne • has one brother (Yale) and one sister (Mary-Kate).



JAYLEN WATERS

35 | LINEBACKER

Sophomore (RS) | 6.3 | 247 | Letters: 1

Major: Undeclared

Killeen, Texas | Copperas Cove HS

2016 • FRESHMAN SEASON: Played in 13 games • recorded seven tackles and broke up one pass. **Game-by-Game:** Made his collegiate and Minnesota debut against Oregon State and recorded two tackles • made one tackle against Indiana State • recorded one tackle against Colorado State • competed at Penn State and against Iowa • notched one tackle at Maryland • saw action against Rutgers, Illinois, Nebraska, Northwestern and Wisconsin • broke up one pass against Washington State.

2015: Redshirted

HIGH SCHOOL: Attended Copperas Cove High School, where the Bulldawgs went 7-4 (5-1 in conference play) • selected to the Killeen Daily Herald's All-District 12-6A Team • made 78 tackles (51 solo) in 11 games his senior year • returned a fumble 41 yards for a touchdown in a game against Belton • rushed 29 times for 211 yards and nine touchdowns • named Copperas Cove's defensive MVP • coached by Jack Welch • also lettered in track • ranked as a three-star prospect by ESPN, Rivals, 247Sports and Scout • tabbed the No. 29 inside linebacker by ESPN, while Scout had him at No. 48 and 247Sports at No. 65 • Scout ranked him as the fifth-best middle linebacker prospect in Texas • ESPN rated him the No. 121 Texas recruit, and 247Sports had him No. 190.

PERSONAL: Born May 17, 1997 • son of Alicia and Ric Francis • has one brother (Jeremiah) and two sisters (Joelyn and Kaitlyn).



JARED WEYLER

62 | OFFENSIVE LINE

Junior (RS) | 6.4 | 296 | Letters: 1

Major: Accounting

Dayton, Ohio | Centerville HS

2016 • SOPHOMORE SEASON: Played in 10 games and started eight on the offensive line • missed the final three games of the season with an injury • blocked for an offense that rushed for 2,387 yards and 34 touchdowns • Academic All-Big Ten. **Game-by-Game:** Made his Minnesota debut in a reserve role at right guard against Oregon State • saw extended action against Indiana State and paved the way for Minnesota to gain 593 yards of offense (292 rushing and 301 passing), which is the most the Gophers have gained since they racked up 704 yards against Toledo in 2004 • made his first career start (right guard) against Colorado State and helped team rush for 243 yards and four touchdowns and also provided protection for Minnesota to complete 80 percent (16-of-20) of its passes • protected for an offense that gained 469 yards (228 rushing and 241 passing) at Penn State and helped Rodney Smith (104 yards) and Shannon Brooks (100 yards) become the first Minnesota running backs to each gain 100 yards in a Big Ten game since Laurence Maroney (129 yards) and Gary Russell (128 yards) did so at Michigan in 2005 • started at left guard against Iowa • blocked for an offense that rushed for 229 yards and two touchdowns at Maryland • started against Rutgers and helped pave the way for Minnesota to rush for 243 yards and three touchdowns • blocked for an offense that rushed for five touchdowns at Illinois and one that rushed for 235 yards and five touchdowns against Purdue (played both guard and center against the Boilermakers) • started at Nebraska.

2015 • FRESHMAN SEASON: Did not see game action.

2014: Missed the season with an injury.

HIGH SCHOOL: Attended Centerville High School • helped lead his team to an 8-3 record as a senior • named first team All-Southwest District • blocked for an offensive unit that scored more than 30 points in 10 games • protected for a backfield that rushed for 48 touchdowns and nearly 4,000 yards • coached by Ron Ullery • also lettered in basketball • ranked as a three-star recruit by Scout and 247Sports, while Rivals gave him two stars • Scout listed him as the No. 90 prospect at his position, while 247Sports had him at No. 153 and also ranked him as the 102nd best player in Ohio.

PERSONAL: Born Feb. 22, 1996 • son of Frank and Shelley Weyler • Frank played football at Dayton and lettered from 1982-84 • has two brothers.



BRADY WIELAND

32 | DEFENSIVE BACK

Freshman (RS) | 5.11 | 194

Major: Undeclared

Milwaukee, Wis. | Saint Francis HS

2016: Redshirted

HIGH SCHOOL: Attended Saint Francis High School • two-time First Team All-Conference honoree • nominated to play in the 2016 WFLA All-Star game • recorded 83 career tackles, five interceptions, had 800 receiving yards and caught 10 touchdowns • lettered in track.

PERSONAL: Born September 6, 1997 • son of Frank and Jodie Wieland • has one brother (Jordan).



EVERETT WILLIAMS

15 | LINEBACKER

Junior (RS) | 6.1 | 244 | Letters: 2

Major: Agricultural and Food Business Management
Mansfield, Texas | Legacy HS

2016: Redshirted.

2015 • SOPHOMORE SEASON: Played in seven games and started two • made 11 tackles (six solo) • broke up a pass • Academic All-Big Ten. **Game-by-Game:** Saw action against TCU, but did not record any statistics • started and registered a career-high five tackles at Colorado State • competed versus Kent State and Ohio, but did not register any statistics • recorded a pair of tackles at Northwestern • broke up a pass at Purdue • started against Nebraska and registered three solo stops and added an assisted tackle.

2014 • FRESHMAN SEASON: Played in eight games and made one start • recorded three tackles and one pass breakup. **Game-by-Game:** Made his Minnesota and collegiate debut against Middle Tennessee where he recorded one tackle • played at TCU and Michigan • competed on special teams against Northwestern and Purdue • made two tackles and broke up a pass against Iowa in his first career start • played at Wisconsin and against Missouri.

HIGH SCHOOL: Attended Mansfield Legacy High School • Broncos finished 10-3 in 2013, setting a school record for wins in a season • named to First Team Defense on the Star-Telegram 2013 Football Super Team • named to the Associated Press 4A All-State Team • made 74 tackles and notched 11 sacks as a senior • recovered three fumbles, all for touchdowns, and returned an interception for a touchdown • caught two passes on the season, one of which was a 6-yard score • blocked two field goals • coached by Chris Melson • ESPN and 247Sports listed him as a three-star recruit, while Rivals and Scout gave him two stars • 247Sports ranked him as the No. 119 outside linebacker in the nation and as the 238th-best prospect in Texas • ESPN had him as the No. 141 linebacker in the country and as the 229th-best recruit in Texas • also lettered in basketball and track.

PERSONAL: Born Sept. 30, 1995 • son of Christina Williams • has one sister, Alyssa • uncle Don Moody was a running back in the 1990s at Trinity University in San Antonio, Texas.



MARK WILLIAMS

8 | WIDE RECEIVER

Freshman (RS) | 6.0 | 195

Major: Undeclared
Gainestown, Ala. | Jackson HS

2016: Redshirted.

HIGH SCHOOL: Attended Jackson High School in Jackson, Ala. • helped lead Aggies to a 13-1 record as a senior, a 6-0 mark in region play and a berth in the Class 5A state semifinals • named First Team All-State after accounting for more than 3,300 yards of offense and 41 touchdowns • as a junior, passed for 1,145 yards and 13 scores and also rushed for 542 yards and seven scores • as a sophomore, passed for 176 yards and one touchdown and rushed for 70 yards and one score in relief duty of now-Georgia Tech quarterback Matthew Jordan • finished his high school career with a 24-4 record as a starter • coached by Danny Powell • also lettered in basketball and baseball • ranked as a two-star recruit by Rivals, 247Sports and Scout.

PERSONAL: Born November 23, 1997 • son of Edward and Jennifer Williams • has one brother (Brandon Hunt).



CHRIS WILLIAMSON

6 | DEFENSIVE BACK

Junior | 5.11 | 195

Major: Undeclared
Gainesville, Ga. | Florida | Gainesville HS

PREVIOUS COLLEGE: Spent two seasons as a defensive back at Florida • played in nine games and made one start in Florida's season opener as a sophomore • tallied five tackles in the 2016 season • appeared in five games as a reserve defensive back and on special teams as a freshman.

HIGH SCHOOL: Was a standout wide receiver and defensive back playing at Gainesville High School (Ga.) • recorded 76 receptions for 1,402 yards and 20 touchdowns on offense • made one interception and tallied 47 tackles including two for a loss on defense • was a Class 5A All-State honoree • coached by Bruce Miller and former NFL Pro Bowler Ray Buchanan.



ANTOINE WINFIELD JR.

11 | DEFENSIVE BACK

Sophomore | 5.10 | 204 | Letters: 1

Major: Undeclared

The Woodlands, Texas | The Woodlands HS

2016 • FRESHMAN SEASON: Played in 12 games and started nine • recorded 52 tackles, broke up three passes, recovered one fumble and returned one interception 82 yards for a touchdown. **Game-by-Game:** Made his collegiate debut against Oregon State • made his first career tackle against Indiana State • saw action against Colorado State • made first career start at Penn State and made eight tackles and broke up one pass • notched three tackles against Iowa • made his first career interception and returned it 82 yards for a touchdown at Maryland (fifth longest interception return in program history) • also made five tackles, including one tackle for a loss at Maryland • notched six tackles against Rutgers • led team with seven tackles, recovered one fumble and broke up one pass at Illinois • made three tackles and recovered a late-game fumble to help seal a victory against Purdue • made 10 tackles at Nebraska • broke up one pass and made five tackles against Northwestern • totaled four tackles at Wisconsin.

HIGH SCHOOL: Attended The Woodlands High School in The Woodlands, Texas • three-year letterwinner played both safety positions as the Highlanders compiled a 10-2 mark and a 6-0 record in conference play in 2015 • named Montgomery County Player of the Year • paced a defense that allowed only 7.4 points per game • as a senior, totaled 87 tackles, five forced fumbles and picked off a pair of passes • averaged 21 yards per punt return that included a 92-yard return for a touchdown • ranked as a three-star prospect by ESPN, Scout and 247Sports and a two-star prospect by Rivals • ESPN ranked him as the No. 14 safety in Texas, while 247Sports had him at No. 20 among cornerbacks in the state • coached by Mark Schmid.

PERSONAL: Born August 16, 1998 • son of Antoine and Erniece Winfield • has two brothers (Austin and Ethan) • father, Antoine, played defensive back at Ohio State from 1995-98 and won the Jim Thorpe Award for the nation's top defensive back in 1998 • he then was a first round choice by the Buffalo Bills and went on to play 14 seasons in the NFL with the Bills and Minnesota Vikings and was a three-time All-Pro selection.



BRYCE WITHAM

85 | TIGHT END

Sophomore (RS) | 6.4 | 257 | Letters: 1

Major: Psychology

Grand Rapids, Mich. | West Catholic HS

2016 • FRESHMAN SEASON: Played in eight games, but did not record any statistics • made his Minnesota debut against Oregon State • competed against Indiana State, at Penn State and against Rutgers • played on offense against Purdue and saw action against Northwestern • competed at Wisconsin and against Washington State.

2015: Redshirted.

HIGH SCHOOL: Attended West Catholic High School, where he helped the Falcons win back-to-back Division 5 state titles after a runner-up finish as a sophomore • West Catholic went 14-0 in 2014 • named to the AP Division 5-6 All-State First Team as a defensive lineman • MLive Grand Rapids Press Defensive Player of the Year • caught 16 touchdown passes and amassed nearly 800 receiving yards as a senior • made 81 tackles (23 for a loss) and returned a fumble for a touchdown • made four receptions for 124 yards and three touchdowns in the 2014 state semifinal game • started for the Falcons for three years • coached by Dan Rohn • also lettered in basketball and track • received three stars from 247Sports and Scout, while Rivals gave him two stars • Scout had him as the second-best tight end in Michigan and 38th-best tight end in his class • tabbed the No. 36 Michigan recruit and No. 69 tight end by 247Sports.

PERSONAL: Born Dec. 1, 1997 • son of Gayle and Jim Witham.



CLAYTON WITHERSPOON

98 | TIGHT END

Freshman | 6.4 | 235

Major: Undecided

Eden Prairie Minn. | Eden Prairie HS

HIGH SCHOOL: Attended Eden Prairie High School • saw varsity action in his junior and senior seasons • as a senior caught eight passes for 145 yards and five touchdowns.

PERSONAL: Born on July 31, 1999 • son of Don and Beth Witherspoon • has one sister (Grace).



NATE WOZNIAK

80 | TIGHT END

Senior (RS) | 6.10 | 280 | Letters: 3

Master's: Sport Management

Greenwood, Ind. | Center Grove HS

2016 • JUNIOR SEASON: Started all 13 games and made 13 catches for 135 yards • blocked for an offense that rushed for 2,387 yards and 34 touchdowns (most since 2005). **Game-by-Game:** Started against Oregon State and caught three passes for 33 yards • made one catch for 26 yards against Indiana State • had two receptions for 22 yards against Colorado State • caught one pass for two yards at Penn State and one for nine yards against Iowa • started at Maryland and against Rutgers, but did not record any statistics • made two catches for 14 yards at Illinois • competed against Purdue • caught one pass for 11 yards at Nebraska and against Northwestern • started at Wisconsin • made one catch for seven yards against Washington State.

2015 • SOPHOMORE SEASON: Played in all 13 games and started 12 • caught eight passes for 75 yards • helped block for an offense that passed for 2,793 yards (most since 2008) and 15 touchdowns (most since 2010) and one that rushed for 1,873 yards and 17 touchdowns. **Game-by-Game:** Made his first career start against TCU and caught one pass for five yards • made two catches for 12 yards at Colorado State • hauled in three passes for 40 yards against Kent State • competed against Ohio, Northwestern and at Purdue, but did not record any statistics • started against Nebraska and Michigan • caught one pass for seven yards at Ohio State • competed at Iowa, against Illinois and against Wisconsin • caught one pass for 11 yards against Central Michigan.

2014 • FRESHMAN SEASON: Played in five games • made his Minnesota and collegiate debut against Eastern Illinois, but did not record any statistics • saw action as a reserve against San Jose State • played on special teams against Purdue • played on offense and on special teams against Iowa • played on special teams against Missouri • Academic All-Big Ten.

2013: Redshirted

HIGH SCHOOL: Attended Center Grove High School • led team to a 12-2 record as a senior and advanced to the Class 5A semifinals • member of the 2012 The Indianapolis Star Super Team • caught 28 passes for 331 yards and five touchdowns • coached by Eric Moore • was a three-star recruit, No. 39 tight end in the nation and 13th best prospect in Indiana according to Rivals.com • Scout.com ranked as a three-star recruit and as the No. 61 tight end in the nation • ESPN gave him a three-star rating and ranked him as the No. 17 player in Indiana, while 247sports.com had him as the No. 14 player in the state.

PERSONAL: Born Aug. 30, 1994 • son of Amy Wozniak • has two siblings • has already earned his degree in agricultural and food business management and is working toward his masters in sport management.



GARRISON WRIGHT

78 | OFFENSIVE LINE

Senior (RS) | 6.4 | 319 | Letters: 1

Major: Business and Marketing Education

Beattie, Kan. | Marysville HS | Butler C.C.

2016 • JUNIOR SEASON: Started all 13 games on the offensive line • blocked for an offense that rushed for 2,387 yards and 34 touchdowns. **Game-by-Game:** Started at left tackle against Oregon State where he protected for an offense that rushed for 150 yards and four touchdowns and passed for 130 yards • paved the way for Minnesota to gain 593 yards of offense (292 rushing and 301 passing) against Indiana State, which is the most the Gophers have gained since they racked up 704 yards against Toledo in 2004 • blocking against Colorado State helped team rush for 243 yards and four touchdowns and enabled Mitch Leidner to complete 80 percent (16-of-20) of his passes • protected for an offense that gained 469 yards (228 rushing and 241 passing) at Penn State and helped Rodney Smith (104 yards) and Shannon Brooks (100 yards) become the first Minnesota running backs to each gain 100 yards in a Big Ten game since Laurence Maroney (129 yards) and Gary Russell (128 yards) did so at Michigan in 2005 • competed against Iowa • blocked for an offense that rushed for 229 yards and two touchdowns at Maryland • started against Rutgers and helped pave the way for Minnesota to rush for 243 yards and three touchdowns • blocked for an offense that rushed for five touchdowns at Illinois and one that rushed for 235 yards and five touchdowns against Purdue (started at right guard against Purdue) • started at Nebraska • blocked for an offense that rushed for two scores and threw for one against Northwestern • started at Wisconsin and against Washington State.


PREVIOUS COLLEGE: Spent three seasons at Butler Community College, which included a redshirt his first year • helped lead the Grizzlies to a 9-2 record and a No. 5 ranking as a sophomore • named First Team All-Jayhawk Conference as he blocked for an offense that rushed for 2,087 yards and 36 touchdowns and passed for 2,160 yards and 16 scores • as a freshman, team finished 8-3 and he helped pave the way for the offense to rush for 1,822 yards and 27 touchdowns and pass for 3,400 yards and 28 touchdowns • consensus three-star recruit according to ESPN, Rivals, Scout and 247Sports • has two seasons of eligibility at Minnesota.

HIGH SCHOOL: A 2013 graduate of Marysville High School in Marysville, Kan. • coached by Eddie Minor • also played basketball and tennis in high school and became the third student from Marysville to achieve the 1,100-pound club (combined figures from bench press, squat and clean lifts) in weightlifting.

PERSONAL: Born Sept. 25, 1994 • son of Robin and Laurie Wright • has one brother (Landon) and one sister (Olivia) • brother, Landon, played football at Highland Community College, while uncle, Ross Wright, played at Emporia State.



COACHING STAFF



P.J. FLECK

HEAD COACH | FIRST SEASON

P.J. (Philip John) Fleck was named head football coach at the University of Minnesota on January 6, 2017. Fleck is the 30th head coach in the program's history.

Fleck came to Minnesota after spending four years as the head coach at Western Michigan, where he was 30-22 overall and 21-11 in the Mid-American Conference. While leading the Broncos, Fleck authored one of the most memorable turnarounds in college football history. The Broncos were 1-11 in his first year in 2013, but ended the 2016 season with a No. 12 ranking, a 13-1 record, a conference championship and a berth in the Cotton Bowl.

The Broncos were 12-0 in the regular season and posted wins against Big Ten opponents Northwestern and Illinois. Fleck then led his team to a 29-23 win against Ohio in the Mid-American Conference (MAC) championship game before ending the season with a narrow bowl game defeat to Wisconsin.

Fleck, 36, is one of the youngest and brightest minds in the game. He was named MAC Coach of the Year in 2014 and 2016 and last season he led the Broncos to their first MAC Championship since 1988.

Earning FBS Region 3 Coach of the Year from the American Football Coaches Association, Fleck was also named a finalist for the Eddie Robinson Award and the George Munger Award after Western Michigan became the first team in MAC history to win each of its eight league games by 14 or more points.

Fleck turned Western Michigan into a pipeline for the NFL as well. In 2016, the Broncos had Willie Beavers (121st overall to the Minnesota Vikings) and Daniel Braverman (230th overall to the Chicago Bears) taken in the NFL Draft.

In the 2017, Fleck saw three of his former players selected from Western Michigan in Corey Davis (fifth overall to the Tennessee Titans), Taylor Moton (64th overall to the Carolina Panthers) and Keion Adams

(248th overall to the Pittsburgh Steelers). Davis, who was the first Consensus All-American in Western Michigan history, caught 91 passes for 1,427 yards and 18 touchdowns in 2016. He ended his career with 5,212 yards in four seasons, which makes him the Football Bowl Subdivision all-time career receiving record holder. Davis joined Randy Moss as the only Mid-American Conference receiver to be drafted in the first round.

Off the field, Western Michigan had a program-record seven student-athletes named to the 2016 MAC Distinguished Scholar Athlete team and the Bronco team posted a 3.14 program GPA in Fleck's most recent semester at the school.

Prior to his time at Western Michigan, Fleck served as the wide receivers coach for the NFL's Tampa Bay Buccaneers in 2012 and coached receivers at Rutgers from 2010-11. He coached receivers and was the recruiting coordinator at Northern Illinois in 2009 and tutored the receivers for the Huskies from 2007-08. Fleck's coaching career began at Ohio State as a graduate assistant in 2006.

Fleck played receiver at Northern Illinois from 1999-2003 and helped lead the Huskies to a No. 10 ranking, a 10-2 record and wins against Maryland, Alabama and Iowa State in his final season. He ranks in the top five in Northern Illinois history in career receptions (179) and receiving yards (2,162). Fleck holds the school record for punt returns (87) and ranks second in punt return yards (716). He earned First Team All-Mid-American Conference in 2003 and was named Academic All-MAC and Second Team CoSIDA Academic All-American. He graduated in 2004 with a bachelor's degree in elementary education.

FLECK AT A GLANCE

Born

November 29, 1980

Hometown

Sugar Grove, Ill.

High School

Kaneland High School, 1999

Alma Mater

Northern Illinois, 2004

Family

Wife: Heather

Sons: Gavin and Carter

Daughters: Paisley (P.J.) and Harper

Coaching Experience

Jan. 6, 2017-present: Minnesota, Head Coach
 2013-17: Western Michigan, Head Coach
 2012: Tampa Bay Buccaneers, Wide Receivers
 2010-11: Rutgers, Wide Receivers
 2009: Northern Illinois, Recruiting Coordinator, Wide Receivers
 2007-08: Northern Illinois, Wide Receivers
 2006: Ohio State, Graduate Assistant

Playing Experience

2004-05: San Francisco 49ers (wide receiver)
 1999-2003: Northern Illinois (wide receiver)

NFL Draft Picks Who Played For Fleck*Western Michigan (head coach)*

2017 - Corey Davis, WR, Round 1, Pick 5, Tennessee Titans
 2017 - Taylor Moton, OT, Round 2, Pick 64, Carolina Panthers
 2017 - Keion Adams, LB, Round 7, Pick 248, Pittsburgh Steelers
 2016 - Willie Beavers, OT, Round 4, Pick 121, Minnesota Vikings
 2016 - Daniel Braverman, WR, Round 7, Pick 230, Chicago Bears
Rutgers (wide receivers coach)
 2012 - Mohamed Sanu, WR, Round 3, Pick 83, Cincinnati Bengals

YEAR-BY-YEAR HEAD COACHING RECORD

Year	School	Overall	Postseason	Responsibilities
2013	Western Michigan	1-11	-	Head Coach
2014	Western Michigan	8-5	Famous Idaho Potato Bowl	Head Coach
2015	Western Michigan	8-5	Bahamas Bowl	Head Coach
2016	Western Michigan	13-1	Cotton Bowl	Head Coach

Fleck played the 2004-05 seasons with the NFL's San Francisco 49ers. He signed with the 49ers as a free agent in 2004 and spent most of his time on the practice squad before seeing action against New England late in the season. He spent the 2005 season on the injured reserve roster and in 2006 he stopped playing professionally and started his coaching career.

Fleck and Michigan's Jim Harbaugh are the only Power Five conference coaches who both played and coached in the NFL. Fleck, Harbaugh and East Carolina's Scottie Montgomery are the only coaches in the FBS who have played and coached in the NFL.

Fleck and his wife, Heather, have four children, Gavin, Carter, Paisley (P.J.) and Harper.





KIRK CIARROCCA

OFFENSIVE COORDINATOR / QUARTERBACKS | FIRST SEASON

THE CIARROCCA FILE |

Kirk Ciarrocca (shuh-ROCK-uh) was named offensive coordinator at the University of Minnesota in January 2017.

Ciarrocca comes to Minnesota after serving as the offensive coordinator at Western Michigan since 2013. The Broncos thrived under Ciarrocca in 2016, as they averaged 41.57 points per game (ninth most in the nation) and set program records in points (582), total yards (6,737) and touchdowns (75). This came after setting records in the same categories in 2015.

In 2016, Western Michigan had the nation's 25th-ranked rushing offense, 49th-ranked passing offense and had the fewest turnovers in the country with eight under Ciarrocca.

Ciarrocca's offense included MAC Offensive Player of the Year and NCAA Consensus All-American Corey Davis at wide receiver. Joining Davis as an All-MAC First Team selection were offensive linemen Taylor Moton and Chukwuma Okorafor. His offense also included All-MAC Second Team honorees quarterback Zach Terrell, running back Jarvion Franklin and offensive lineman John Keeney. Tight end Donnie Ernsberger was a third team selection.

Ciarrocca also coached the quarterbacks and mentored Terrell, who is now a professional prospect after not having any Power Five program offers out of high school. In 2016, Terrell passed for 33 touchdowns and threw only four interceptions. In 2015, Terrell finished the season ranked seventh in the country and second in the MAC in quarterback efficiency with a mark of 162.3.

In 2015, he coached a dynamic running game led by Jamauri Bogan who was named the MAC Freshman of the Year and 2015 Popeyes Bahamas Bowl MVP after amassing 215 yards and four touchdowns. For the year, Bogan finished with 1,053 yards and two touchdowns. It was the first time since 2008-09 that Western Michigan had 1,000-yard rushers in back-to-back seasons after Jarvion Franklin totaled 1,551 yards in 2014.

Ciarrocca's offense also featured the most prolific receiver duo in the country since 2002. The duo of Daniel Braverman and Davis were the first receiving duo since 2002 to catch more than 1,400 and 1,300 yards in the same year (Davis recorded 1,436 yards, while Braverman had 1,371).

Braverman and Davis were each named to the All-MAC team in 2015. Braverman finished second in the FBS nationally in receptions (108), eighth in receiving yards (1,371) and eighth in receiving touchdowns (12). Davis was fifth in the country in receiving yards (1,436) and receiving touchdowns (13), while finishing 12th in receptions (90). Adding in Bogan's 1,051 yards, Western Michigan became the first FBS team since 2001 to have a duo of 1,400 and 1,300 yard receivers to go along with a 1,000 yard rusher.

Ciarrocca, a graduate of Temple University, brings 25 years of coaching experience to Minnesota. He was instrumental in the development of Super Bowl winning quarterback Joe Flacco during his six seasons (2002-07) at the University of Delaware and was a member of the 2003 National Championship staff. Ciarrocca's Blue Hen 2007 offense ranked in the top 10 nationally in scoring, total offense, passing offense, third down conversion and red-zone scoring. He had a pair of quarterbacks drafted into the NFL during his first stint with the Blue Hens.

Ciarrocca's coaching career began at his alma mater, Temple, where he assisted the offensive staff and served as the on-campus recruiting coordinator from 1990-91. He stayed on the East Coast, working with Western Connecticut State as the passing game coordinator in 1992, at Delaware Valley College, also as the passing game coordinator and quarterbacks and receivers coach in 1993. He returned to

CIARROCCA AT A GLANCE

Born

August 12, 1956

Hometown

Lewisberry, Pa.

High School

Red Land High School

Alma Mater

Temple, 1990

Family

wife, Kim

daughter, Colby; son, Cade

Coaching Experience

2017-	Minnesota, Offensive Coordinator/Quarterbacks
2013-17	Western Michigan, Offensive Coordinator/QBs
2012	Delaware, Running Backs Coach
2011	Richmond, Quarterbacks Coach
2008-10	Rutgers, Co-Offensive Coord./Quarterbacks
2002-07	Delaware, Offensive Coord./Quarterbacks
2000-01	University of Pennsylvania, Wide Receivers
1996-99	Princeton, Wide Receivers
1994-95	Western Connecticut State, Offensive Coord./ Quarterbacks/Wide Receivers
1993	Delaware Valley College, Passing Game Coord./ Wide Receivers
1992	Western Connecticut State, Passing Game Coord./ Wide Receivers
1990-91	Temple, Graduate Assistant

Playing Experience

Juniata College (defensive back)

Western Connecticut as the offensive coordinator for two seasons before heading to coach in the Ivy League for seven seasons. He first coached the wide receivers at Princeton from 1996-99 and then did the same at the University of Pennsylvania from 2000-02 where the Quakers boasted the top ranked passing offense and claimed the 2000 Ivy League championship.

Ciarrocca worked with Fleck during his time at Rutgers when he was the co-offensive coordinator and quarterbacks coach. He also coached the quarterbacks at Richmond in 2011 before returning to Delaware to coach the running backs in 2012.

Ciarrocca and his wife Kim have a daughter, Colby, and a son, Cade.



ROBB SMITH

DEFENSIVE COORDINATOR / LINEBACKERS | FIRST SEASON

THE SMITH FILE |

Robb Smith was named defensive coordinator at the University of Minnesota in January 2017.

Smith comes to Minnesota from Arkansas where he spent the last three seasons as the defensive coordinator and secondary coach.

In 2016, Smith's defense was at its best in the second half, as Arkansas allowed only 51 points in the third quarter and 73 in the fourth quarter. His defense also yielded only 12 passing touchdowns in 13 games, while it made 10 interceptions, forced 14 fumbles and recovered 11.

In 2015, his defense excelled against the run, as Arkansas held 12 of 13 opponents below their season rushing average. The Razorbacks allowed only 116.46 yards per game on the ground, which ranked second in the Southeastern Conference and 12th in the nation. Most notably, the Razorback defense did not allow a running back to rush for more than 100 yards in regulation, which included both LSU's Leonard Fournette (91) and Heisman Trophy winner Derrick Henry (95) from national champion Alabama. Fournette and Henry averaged 162.75 and 147.93 yards rushing per game respectively.

In 2014, Arkansas ranked No. 10 in both scoring defense (19.2 points per game) and total defense (323.4 yards per game). It was the first time since Arkansas joined the SEC in 1992 that the Razorbacks had finished in the top 10 in either statistic. In that same year, the Arkansas defense posted an improvement of 11.6 points allowed per game, the largest turnaround in the SEC and the seventh-best improvement in the nation. Arkansas became the first unranked team in college football history to post back-to-back shutouts of ranked opponents when the Razorbacks blanked No. 20 LSU and No. 8 Ole Miss.

Smith spent the 2013 season as linebackers coach for the Tampa Bay Buccaneers after 14 years of collegiate coaching experience, which included four seasons at Rutgers University where he was defensive coordinator and secondary coach in 2012.

In 2013 with the Buccaneers, Smith coached second-year linebacker Lavonte David. David was named a first-team All-Pro that season. David was one of 12 defensive players in the NFL recognized on the first-team defense. He started all 16 games and recorded 144 tackles, 6.0 sacks, five interceptions, 10 passes defended, two forced fumbles and one fumble recovery. Since sacks became an official statistic in 1982, David was the first linebacker in NFL history and third player to register at least 100 tackles with at least six sacks and five or more interceptions in a season, joining Rodney Harrison in 2000 and Dave Duerson in 1986.

The 2012 season saw Rutgers claim its first conference title since 1961 and the fifth in school history. The Scarlet Knights finished the year ranked fourth in the nation in points allowed per game (14.2), sixth in rushing yards allowed per game (95.2), 10th in total defense (311.6 yards per game) and tied for third in rushing touchdowns allowed (6). Rutgers allowed just 91 points against seven Big East opponents, ranking as the eighth-lowest total in conference history. The defense held opponents to 95.2 rushing yards per game, only the third time in school history the Scarlet Knights kept the opponent average below 100 yards.

Prior to 2012, Smith served in various capacities on the Rutgers staff including special teams coordinator and linebackers coach in 2011, special teams coordinator and cornerbacks coach in 2010 and special teams coordinator and outside linebackers coach in 2009.

Under Smith's guidance, Rutgers became one of the best special teams units in college football. The Scarlet Knights ranked in the top 10 in blocked punts each of his three years coordinating the unit. Rutgers led the country in 2010 with nine

SMITH AT A GLANCE

Born

May 10, 1975

Hometown

Leechburg, Pa.

High School

Leechburg High School, 1993

Alma Mater

Allegheny, 1997 (economics); Iowa, 2002 (communication studies)

Family

wife, Amy

sons, Charlie and Jack

Coaching Experience

2017	Minnesota, Defensive Coordinator / Linebackers
2014-17	Arkansas, Defensive Coordinator / Secondary
2013	Tampa Bay Buccaneers, Linebackers
2012	Rutgers, Defensive Coordinator / Secondary
2011	Rutgers, Special Teams Coordinator / Linebackers
2010	Rutgers, Special Teams Coordinator / Cornerbacks
2009	Rutgers, Special Teams Coord. / Outside Linebackers
2006-08	Maine, Asst. Head Coach / Defensive Coordinator
2005	Maine, Special Teams / Linebackers
2002-04	Maine, Defensive Backs
1999-2001	Iowa, Quality Control / Defensive Graduate Assistant

Playing Experience

1993-96: Allegheny College (safety)

blocked punts, tied for second in 2011 with nine and ranked eighth in 2009 with five. While Smith was at Rutgers, the Scarlet Knights led the nation with 31 blocked kicks. They were also one of the best in the nation in punt and kick returns for touchdowns, tying for fifth with five punt return touchdowns and tying for ninth with four kick-off return touchdowns. Their nine combined special teams touchdowns tied for the fifth-highest total in the NCAA during that time.

Before going to Rutgers, Smith worked at the University of Maine as assistant head coach and defensive coordinator (2006-08), special teams and linebackers coach (2005) and defensive backs coach (2002-04). Under Smith, Maine boasted one of the top defenses in the FCS, highlighted by the 2006 team that ranked first in rush defense, second in total defense, third in sacks and fourth in scoring defense.

A 1997 graduate of Allegheny (Pa.) College with a bachelor's degree in economics, Smith was a three-year letterwinner at strong safety. He began his coaching career as a graduate assistant at Iowa from 1999-2001 and earned his master's degree in communications studies from Iowa in 2002.

Smith and his wife Amy have two children, Charlie and Jack.



KENNI BURNS

RUNNING BACKS | FIRST SEASON

THE BURNS FILE |

Kenni Burns was named running backs coach at the University of Minnesota in January 2017.

Burns comes to Minnesota after spending one season at Western Michigan coaching the running backs.

In 2016, Burns coached two running backs who each amassed more than 900 yards in Jarvion Franklin and Jamauri Bogan. Franklin rushed 248 times for 1,353 yards and 12 touchdowns, while Bogan gained 923 yards on 179 carries and scored eight times. Franklin ranked third in the MAC in rushing and 26th in the nation, while Bogan finished sixth in the conference in rushing. Franklin was named All-MAC Second Team and set a Bronco single-game record with 281 rushing yards against Akron.

Prior to his year at Western Michigan, Burns coached at Wyoming, North Dakota State and Southern Illinois and was a three-year letter winner at Indiana.

Burns was Wyoming's receivers coach and passing game coordinator in 2014. Wyoming totaled 2,733 receiving yards in that season and four different players caught more than 20 passes. He also had seven receivers average over 13.0 yards per catch.

Burns coached receivers at North Dakota State from 2010-13 and was also the Bison recruiting coordinator for his final two seasons. He helped lead North Dakota State to three consecutive FCS National Championships in 2011, 2012 and 2013. In 2013, the Bison offense ranked No. 10 in the nation in scoring offense (38.7 points per game) and No. 14 in total offense (457.5 yards per game).

From 2011 through 2013, Burns helped the Bison to a 43-2 (.956) overall record and a 22-2 (.917) Missouri Valley Football Conference mark on way to its three consecutive national titles. The 2013 squad became the first undefeated (15-0) FCS National Champion since Marshall went 15-0 in 1996.

In 2013, Burns coached junior wide receiver Zach Vraa, who made 67 catches for 1,191 and 15 touchdowns. Vraa earned First Team All-Missouri Valley Conference honors as a junior. Burns coached former Bison receiver Warren Holloway in 2011, who had 77 receptions for 1,003 yards and eight touchdowns. Burns also coached Ryan Smith, who earned Second Team All-MVFC honors at both wide receiver and return specialist in 2012.

In 2011, 2012 and 2013, the North Dakota State offense featured a pair of 1,000-yard rushers. Burns receiving corps played a key role in blocking for the successful running game. Two of those years also saw a Bison receiver record a 1,000-yard season. The 2011 season was the first time in school history that the Bison featured a 1,000-yard receiver and two 1,000-yard rushers. Wide receiver Holloway had 1,003 receiving yards, while Sam Ojuri rushed for 1,105 yards, and DJ McNorton ran for 1,020. In 2012, Ojuri (1,047 yards) and John Crockett (1,038) each rushed for 1,000 yards.

Prior to joining the NDSU coaching staff in 2010, Burns spent two seasons as the tight ends coach at Southern Illinois where he part of two league titles and two FCS playoff appearances. Southern Illinois played in the First Round of the 2008 FCS Playoffs and advanced to the Quarterfinals of the 2009 Playoffs. The Salukis had a combined overall record of 20-5 in 2008 and 2009 and a combined conference record of 15-1. Southern Illinois tied for the conference title in 2008, with a 7-1 conference mark, and won the league outright in 2009, with a perfect 8-0 record.

The tight ends played a key role in the Southern Illinois offense. The Southern Illinois offense ranked No. 5 in the nation in rushing offense in 2009, averaging

BURNS AT A GLANCE

Born

November 24, 1983

Hometown

Springfield, IL

High School

Sacred Heart Griffin, 2003

Alma Mater

Indiana University, 2006 (general studies)

Family

daughter, Raziah

Coaching Experience

2017-	Minnesota, Running Backs
2016	Western Michigan, Running Backs
2014	Wyoming, Receivers
2010-13	North Dakota State, Receivers
2008-09	Southern Illinois, Tight Ends
2007	Millersville (Pa.), Running Backs

Playing Experience

2003-06	Indiana (running back)
---------	------------------------

221.1 yards per game.

Burns began his coaching career at Millersville (Pa.) University in 2007, where he coached the running backs.

He played running back at Indiana from 2003-06 and was a three-year letterwinner for the Hoosiers. At Indiana, he served as a liaison between student government and the athletic department.

Burns completed his bachelor's degree in general studies at Indiana in December 2006. He has one daughter (Raziah).



BRIAN CALLAHAN

TIGHT ENDS | FIRST SEASON

I THE CALLAHAN FILE I

Brian Callahan was named tight ends coach at the University of Minnesota in January 2017. Callahan comes to Minnesota after coaching the offensive line at Western Michigan since 2013.

In 2016, Callahan's offensive line protected for an offense that averaged 41.57 points per game and rushed for 3,392 yards and 36 touchdowns. In addition, the Broncos passed for 3,533 yards and 33 touchdowns. Callahan's line yielded only 16 sacks in 14 games.

Callahan coached All-MAC First Team honorees Taylor Moton and Chukwuma Okoroafor last season and All-MAC Second Team player John Keenoy. FootballScoop named Callahan its 2016 Offensive Line Coach of the Year.

Callahan's line paved the way for Western Michigan to have one of the best running attacks in college football, as it averaged 228 yards per game and 5.11 yards per carry. A large part of that success came in the line's ability to limit negative plays. Opponents secured only 16 sacks against 378 pass attempts, which was good for one sack every 23.6 pass attempts. In 1,012 total snaps, Callahan's unit permitted just 57 tackles for loss, which was one of the lowest totals in college football.

In 2015, the Bronco line paved the way for running back Jamauri Bogan to rush for 1,051 yards, and earn MAC Freshman of the Year. Overall, the Broncos rushed for 204.6 yards per game, good for second in the MAC and 29th in the country. Western Michigan added 28 rushing touchdowns behind Callahan's line.

Prior to his time at Western Michigan, Callahan coached the offensive line at his alma mater Eastern Illinois. He was with the Panthers from 2010-12 and helped lead Eastern Illinois to the 2012 Ohio Valley Conference Championship and a berth in the Division I FCS Playoffs. In 2012, the Panthers finished seventh in total offense, sixth in passing offense and eighth in scoring offense.

Callahan coached the offensive line at Akron from 2004-09. He helped guide the Zips to their first ever MAC Championship in 2005 and a berth in the 2005 Motor City Bowl. He was also the program's run game coordinator from 2005-09. During that time, Akron posted a win against North Carolina State and boasted the nation's most improved offense in 2008.

Callahan coached the tight ends and offensive line during his four-year tenure at the University of Texas-El Paso. He helped the Miners win the 2000 Western Athletic Conference title and the 2000 Humanitarian Bowl.

He started his coaching career in 1992 at the high school level and has spent time at Northern Michigan and was a graduate assistant at Pittsburgh, Oklahoma and Louisville.

Callahan and his wife Jennifer have three children, Lauren, Grace and Kevin.

CALLAHAN AT A GLANCE

Hometown

Chicago, Ill.

High School

Gordon Tech High School, 1987

Alma Mater

Eastern Illinois, 1992 (history); Eastern Illinois, 1996 (master's degree); Pittsburg, 1997 (master's degree)

Family

wife, Jennifer
son, Kevin
daughters, Lauren and Grace

Coaching Experience

2017-	Minnesota, Tight Ends
2013-17	Western Michigan, Offensive Line
2010-12	Eastern Illinois, Offensive Line
2005-09	Akron, Offensive Line / Run Game Coordinator
2004	Akron, Offensive Line
2001-03	Texas-El Paso, Offensive Line
2000	Texas El-Paso, Tight Ends
1999	Northern Michigan, Offensive Coordinator / Recruiting Coordinator
1998	Northern Michigan, Offensive Line
1996-97	Pittsburgh, Graduate Assistant
1995	Oklahoma, Graduate Assistant
1994	Louisville, Graduate Assistant
1993	Eastern Illinois, Restricted Earnings Coach
1992-93	Gordon Tech High School, Offensive Line

Playing Experience

1987-91	Eastern Illinois (offensive tackle)
---------	-------------------------------------



MAURICE LINGUIST

DEFENSIVE BACKS | FIRST SEASON

THE LINGUIST FILE |

Maurice Linguist was named defensive backs coach at the University of Minnesota in January 2017.

Linguist comes to Minnesota after spending one season at Mississippi State where he coached the safeties.

In 2016, he coached a quartet of talented, playmaking safeties in Brandon Bryant, Kivon Coman, Mark McLaurin and Jamal Peters. Those four players combined to make seven of Mississippi State's 14 interceptions.

Bryant was a hard-hitting safety who finished fourth on the team in tackles with 62 and also made one interception and broke up two passes. Coman was fifth on the team with 58 tackles and he also made two interceptions and broke up two passes. McLaurin finished eighth on the team with 51 tackles, while adding five pass breakups, two interceptions and two fumble recoveries. Peters added 18 tackles, two interceptions, two pass breakups and two forced fumbles.

From 2014-15, Linguist was the defensive passing game coordinator at Iowa State. In 2015, he mentored freshman cornerback Brian Peavy, who earned honorable mention All-Big 12 honors and was a finalist for Big 12 Defensive Freshman of the Year. Peavy led the Cyclones in tackles with 82 – second-among Big 12 freshmen – and he was tops among conference freshmen in passes defended with 12. That figure also ranked second nationally among FBS freshmen.

In 2014, Linguist's squad picked off 10 passes led by Sam E. Richardson's four interceptions, which ranked 31st nationally.

Although his unit was young, Linguist tutored a pair of underclassmen to All-Big 12 recognition in 2014. Free safety Kamari Cotton-Moya was named the Big 12's Defensive Freshman of the Year and sophomore cornerback Nigel Tribune was a second-team All-Big 12 selection by the Associated Press.

Cotton-Moya, who was a first-team freshman All-America pick by the FWAA, led the team in tackles with 77. Tribune ranked sixth nationally in pass breakups with 13.

Linguist was the defensive passing game coordinator at Buffalo from 2012-13. He was a key contributor in Buffalo's 8-5 record, a second-place finish in the MAC East (6-2) and an appearance in the Famous Idaho Potato Bowl in 2013. The Bulls were solid on defense, especially in the secondary as they ranked second in the MAC with 15 interceptions. Buffalo was also second in the league in scoring defense (24.4) and total defense (382.8).

One of Linguist's star players was Najja Johnson, who earned first-team All-MAC honors at cornerback in 2013 after recording 38 career pass breakups, the second-best total in school history.

In Linguist's first season at Buffalo (2012), his starting cornerbacks, Johnson and Courtney Lester, ranked first and second in the MAC in interceptions. Johnson had five and Lester had four. The Bulls led the MAC in opponent pass completion percentage (55.4) and ranked second in the conference in pass defense.

Prior to his stint at Buffalo, Linguist spent three years at James Madison, coaching the safeties, and helping the Dukes to an 8-4 regular season record and a second round appearance in the NCAA FCS Playoffs. In addition, The Sports Network selected the James Madison 2012 recruiting class as the best in the nation (FCS).

Linguist also served as defensive backs and special teams coach at Valdosta (Ga.) State, helping the program to a 9-3 record and a No. 12 ranking in Division II in 2008.

LINGUIST AT A GLANCE

Born

April 1, 1984

Hometown

Dallas, Texas

High School

Mesquite High School, 2002

Alma Mater

Baylor, 2006 (communications); Baylor, 2007 (health, human performance and recreation)

Family

wife, Stacie
daughter, Maura

Coaching Experience

2017-	Minnesota, Defensive Backs
2016	Mississippi State, Safeties
2015	Iowa State, Defensive Passing Game Coordinator
2014	Iowa State, Defensive Backs
2013	Buffalo, Defensive Passing Game Coordinator
2012	Buffalo, Defensive Backs
2009-11	James Madison, Safeties
2008	Valdosta State, Defensive Backs / Special Teams
2007	Baylor, Graduate Assistant / Safeties

Playing Experience

2003-06	Baylor (safety)
---------	-----------------

Linguist, a native of Mesquite, Texas, began his coaching career at his alma mater of Baylor, tutoring strong safeties and rover backs as a graduate assistant in 2007.

As a senior at Baylor, he was the team's defensive most valuable player as a strong safety, an honorable mention All-Big 12 selection and an academic All-Big 12 honoree. He started 24 of 42 career games for the Bears from 2003-06 and was a four-year letterwinner. He earned a bachelor's degree in communications (2006) and a master's degree in health, human performance and recreation (2007) during his tenure at Baylor.

Linguist and his wife, Stacie, were married in June 2014. Stacie is a lawyer and practices at Faegre Baker Daniels Law Firm. The couple has one daughter, Maura.



BRYCE PAUP

DEFENSIVE LINE | FIRST SEASON

I THE PAUP FILE |

Bryce Paup was named defensive line coach at the University of Minnesota in January 2017.

Paup, a former NFL Defensive Player of the Year, spent 2013-16 coaching the defensive line at his alma mater Northern Iowa.

Paup took the Panther defensive line to new heights since taking the reins in 2013. UNI has finished each year ranked in the top-40 nationally in rushing defense, total defense and sacks.

In 2016, he coached defensive end Karter Schult, who received the FCS STATS Buck Buchanan Award. The award is presented to the absolute best defensive player in FCS football and Schult was the first Panther to be honored with it. Under Paup, Schult led all of Division I football with 17.0 sacks in the regular season. He set a new UNI record for tackles for loss in a season with 24.0, giving him the UNI career record with 56.0. Schult was also the 2016 MVFC Defensive Player of the Year, FCS ADA Defensive Player of the Year, Madness FCS Defensive Player of the Year and a consensus All-American.

Schult recorded at least one sack in 10 of the 11 games and tied his own school record with 5.5 tackles for loss against No. 14 Montana. Schult finished his career at UNI ranked first all-time in career tackles for loss (56), yards from tackles for loss (266), yards from sacks (215) and quarterback hurries (20). He finished second in career sacks with 35.5 and was also a two-time Academic All-American.

In 2015, Paup saw Schult and Isaac Ales anchor a defensive line that finished the season ranked No. 19 in sacks and No. 21 in tackles for loss. Northern Iowa allowed only 124 rushing yards a game, which ranked No. 18 in the FCS. Paup was integral in developing Schult from an inside tackle to a defensive end that season. He led both Schult and Ales to All-Conference nods with Schult also being named to the STATS All-America second-team. Paup also stressed hard work off the field to his linemen, with Schult and Ales earning Academic All-America honors.

Paup was an integral part of UNI's defensive unit that finished ranked in the top-15 in the country in eight different statistical categories during the 2014 season. He led the defensive line to a No. 3 ranking in FCS football in team sacks, seeing Ales finish in the top-35 in tackles for loss and sacks. Under his direction, senior Xavier Williams was named to four different All-America teams and earned a spot in the Shrine Bowl.

Paup led a talented defensive line during the 2013 season, as defensive tackle Xavier Williams earned All-America honors. Williams also earned All-MVFC recognition along with fellow defensive lineman Collin Albrecht. Paup coached the line to finish second in the MVFC in tackles for loss and third in team sacks where Albrecht finished in the top-30 in the FCS in sacks per game.

Prior to UNI, Paup served as the head coach at Southwest High School in Green Bay, Wis. from 2007-2012, posting a 43-21 record.

Paup played linebacker at UNI from 1986-1989 and earned second team All-America honors in 1989. He went on to have an 11-year NFL career that was highlighted by him earning defensive player of the year honors in 1995 with the Buffalo Bills. Paup played from 1990-94 with the Green Bay Packers before playing in Buffalo from 1995-97. Paup played two seasons in Jacksonville before capping his NFL career with the Minnesota Vikings in 2000.

He started 113 of the 148 games he played in the NFL and was a four-time Pro Bowl selection who recorded 75 career sacks. Paup is also a former member

PAUP AT A GLANCE

Born

February, 29, 1968

Hometown

Jefferson, Iowa

High School

Scranton High School

Alma Mater

Northern Iowa, 1990

Family

wife, Denise
daughters, Rachel, Hailey, Lauren and Paige
sons, Alex and Nathan

Coaching Experience

2017-	Minnesota, Defensive Line
2013-16	Northern Iowa, Defensive Line
2007-12	Green Bay Southwest HS, Head coach
2004-06	De Pere (WI) HS, Linebackers

Playing Experience

2000	Minnesota Vikings
1998-99	Jacksonville Jaguars
1995-97	Buffalo Bills
1990-94	Green Bay Packers
1986-89	Northern Iowa (linebacker)

of the Green Bay Packers' Board of Directors.

Paup and his wife, Denise, have six children. His daughters are Rachel, Hailey, Lauren and Paige. He also has two sons, Alex and Nathan. Alex played linebacker at UNI from 2013-14.



MATT SIMON

WIDE RECEIVERS | FIRST SEASON

THE SIMON FILE |

Matt Simon was named wide receivers coach at the University of Minnesota in January 2017. Simon, who is a Farmington, Minn., returns to his home state after coaching wide receivers at Western Michigan since 2014.

Simon took Western Michigan receivers to new heights. In 2016, Western Michigan passed for 3,533 yards and 33 touchdowns. The man responsible for the majority of those yards, receptions and touchdowns was Simon-coached NCAA Consensus All-American Corey Davis. Davis, who was the first Consensus All-American in Western Michigan history, caught 91 passes for 1,427 yards and 18 touchdowns in 2016. He ended his career with 5,212 yards in four seasons, which made him the Football Bowl Subdivision all-time career receiving record holder.

In 2015, Simon coached the most prolific receiver duo in the country since 2002. The duo of Daniel Braverman and Davis were the first receiving duo since 2002 to catch more than 1,400 and 1,300 yards in the same year (Davis recorded 1,436 yards, while Braverman had 1,371).

Braverman and Davis were each named to the All-MAC team in 2015. Braverman finished second in the FBS nationally in receptions (108), eighth in receiving yards (1,371) and eighth in receiving touchdowns (12). Davis was fifth in the country in receiving yards (1,436) and receiving touchdowns (13), while finishing 12th in receptions (90).

Simon spent two years at Rutgers before joining P.J. Fleck at Western Michigan. He coached receivers at Rutgers in 2013 and worked in player development in 2012.

Simon is extremely familiar with Fleck and the state of Minnesota. Fleck was Simon's position coach at Northern Illinois. Simon, who is from Minnesota, spent the 2011 season coaching tight ends at the nearby University of St. Thomas.

Simon started his coaching career at his alma mater Northern Illinois, as he was an offensive quality control assistant for the Huskies in 2010.

As a receiver at Northern Illinois, Simon earned four letters from 2004-08 and served as a co-captain. He caught 96 career passes for 1,660 yards and averaged 17.3 yards per catch. Simon caught passes in 20 straight games during one stretch and totaled five career 100-yard receiving games. He racked up a team-best 969 yards on 52 catches in 2007. During his senior year, he was one of only 22 players in the nation selected to the Allstate AFCA Good Works Team for leadership and work in the community.

Simon earned a bachelor's degree in organizational management and signed a contract with the New Orleans Saints after college.

Simon and his wife, Charlotte, were married in July 2016.

SIMON AT A GLANCE

Born

December 4, 1985

Hometown

Farmington, Minn.

High School

Farmington High School, 2004

Alma Mater

Northern Illinois, 2008 (organizational management)

Family

wife, Charlotte

Coaching Experience

2017-	Minnesota, Wide Receivers
2014-17	Western Michigan, Wide Receivers
2013	Rutgers, Wide Receivers
2012	Rutgers, Player Development
2011	University of St. Thomas (Minn.), Tight Ends
2010	Northern Illinois, Offensive Quality Control

Playing Experience

2009-10	New Orleans Saints (wide receiver)
2004-08	Northern Illinois (wide receiver)



ED WARINNER

OFFENSIVE LINE / RUN GAME COORDINATOR | FIRST SEASON

I THE WARINNER FILE I

Ed Warinner was named offensive line coach and run game coordinator at the University of Minnesota in January 2017.

Warinner came to Minnesota from Ohio State where he had coached since 2012. Warinner helped lead Ohio State to a national championship in 2014 and a Fiesta Bowl title in 2015. He served as the offensive coordinator and tight ends coach at Ohio State in 2016 after previously coaching the Buckeye offensive line from 2012-15. Warinner brings more than 20 years of experience coaching the offensive line to Minnesota.

In 2016, Ohio State averaged 39.4 points per game under Warinner, who spent five seasons in Columbus. He served as co-offensive coordinator his first three seasons and took over as coordinator in 2015. He was an instrumental cog in Ohio State's record-setting offenses that set dozens of school and Big Ten records, including season marks - twice - for points (672 in 2014 after scoring 637 in 2013) and touchdowns (90 in 2014 after 87 in 2013), a Big Ten record for rushing yards (4,321 in 2013) and school records for passing yards (3,707 in 2014) and passing touchdowns (42 in 2014). Warinner's offensive lines at Ohio State, which have sent numerous players to the NFL, helped the Buckeyes consistently have one of the most potent rushing attacks in the nation.

Warinner's coaching career includes coordinator positions for three record-setting Kansas Jayhawks teams, including the 2007 unit that averaged 479.8 yards and 42.8 points per game. He also has two seasons as offensive coordinator experience at Army.

Warinner was named the 2014 FootballScoop offensive line coach of the year. He is the first coach to earn offensive line coach of the year honors from FootballScoop twice and he joins a short list of three other coaches -- Mark Helfrich, Kliff Kingsbury and Philip Montgomery -- to be named a FootballScoop positional coach of the year twice. He also won the award in 2012.

Warinner's honors also include being named a 2014 Rivals.com Top 25 recruiter. In 2012, Rivals.com named Warinner one of the Top 20 "hottest assistant coaches" in the nation and prior to going to Ohio State in 2011, he was a finalist for the FootballScoop offensive line coach of the year.

Minnesota will be the ninth school that Warinner has coached at, as he has also spent time at Akron, Michigan State, Army, Air Force, Kansas, Illinois, Notre Dame and Ohio State.

From 2010-11, he coached at Notre Dame and helped the Irish to consecutive bowl games: the 2010 Hyundai Sun Bowl and the 2011 Champs Sports Bowl. In 2010 Notre Dame had its best per carry rushing average since 2003 (4.0), a figure that improved to 4.8 in 2011.

Warinner's talents as an offensive coordinator were on display from 2007-09 while in his second stint at Kansas. The Jayhawks posted the three best offenses in terms of total yards and passing yards in those years and also had three of the top seven scoring seasons in school history as well.

His 2007 Jayhawks were the nation's second-highest scoring team (42.8 points per game) and set a school record by averaging 479.8 yards per game, two reasons why Kansas went 12-1 that year with a 24-21 FedEx Orange Bowl victory against Virginia Tech.

The 2008 Jayhawks averaged 432.4 yards and 33.4 points per game, respectively, and his final Jayhawk offense averaged 422.4 offensive yards, including a school-record 310.3 passing yards. Warinner was a finalist for the American Football Coaches Association's National Assistant Coach of the Year award following the 2009 campaign.

From 2005-06, he coached the offensive line and was the run game coordinator at Illinois. In his second season with the Illini, his rushing attack netted 188.3 yards per game which was the best by an Illinois team since 1973.

He left Air Force and made his first stop at Kansas for the 2003 and 2004 seasons. There he was the offensive line coach and run game coordinator.

He coached the offensive line at Air Force from 2000-02 and played a large role in why the Falcons led the nation in rushing in 2002 with an average of 307.8 yards per game.

Warinner coached different positions for 13 years at Army, but spent seven of those years leading the offensive line. It was at Army where he first became an offensive coordinator. While

WARINNER AT A GLANCE

Hometown

Strasburg, Ohio

High School

Franklin High School, 1979

Alma Mater

Mount Union, 1984 (secondary education);
Akron, 1985 (sports management)

Family

wife, Mary Beth
son, Edward; daughters, Madisyn and Merideth

Coaching Experience

2017-	Minnesota, Offensive Line / Run Game Coordinator
2016	Ohio State, Offensive Coordinator / Tight Ends
2015	Ohio State, Offensive Coordinator / Offensive Line
2012-14	Ohio State, Co-Offensive Coordinator / Offensive Line
2011	Notre Dame, Offensive Line / Run Game Coordinator
2010	Notre Dame, Offensive Line
2009	Kansas, Associate Head Coach / Offensive Coordinator / Quarterbacks
2007-08	Kansas, Offensive Coordinator / Quarterbacks
2005-06	Illinois, Offensive Line / Run Game Coordinator
2004	Kansas, Offensive Line / Run Game Coordinator
2003	Kansas, Offensive Line
2000-02	Air Force, Offensive Line
1998-99	Army, Offensive Coordinator / Quarterbacks
1992-97	Army, Offensive Line
1991	Army, Defensive Line
1988-90	Army, Executive Asst. / Recruiting
1987	Army, Centers / Guards
1985-86	Michigan State, Linebackers / Secondary
1984	Akron, Running Backs

Playing Experience

Mount Union (quarterback), 1979-81; (running back), 1982-83

Warinner was at Army the Cadets led the nation in rushing three times.

After starting his coaching career in 1984 at Akron (running backs), Warinner was linebackers and secondary coach at Michigan State in 1985-86.

Warinner was a football and baseball letterman at Mount Union from 1979-83. He has a bachelor's degree in secondary education from Mount Union (1984) and a master's in sports management from Akron (1985).

Warinner and his wife, Mary Beth, have three children: daughters Madisyn and Merideth, and a son, Edward.



ROB WENGER

SPECIAL TEAMS COORDINATOR | FIRST SEASON

THE WENGER FILE |

Rob Wenger was named special teams coordinator at the University of Minnesota in January 2017.

Wenger comes to Minnesota from Western Michigan where he worked since 2013. Wenger joined the Western Michigan staff as a graduate assistant in 2013, but was quickly promoted to special teams coordinator. He also worked with the defensive backs.

In 2016, he coached Darius Phillips who was named MAC Special Teams Player of the Year. Phillips returned a kickoff and punt for a touchdown in 2016, a feat he has accomplished in three straight seasons. Wenger used two punters in 2016 in James Coleman and Derrick Mitchell, but the duo combined to average 40.68 yards on only 44 punts. His kicker Butch Hampton made 19-of-24 field goals, which included a season-long 47 yarder. Hampton, who was a Freshman All-American, totaled 128 points (19 FGs and 71 PATs) to set the all-time, single-season points record in the MAC.

In 2015, Wenger saw two of his players recognized by the MAC for their breakout seasons, as Phillips earned second-team honors as a kick returner and Andrew Haldeman was named third-team as a place kicker. Phillips made national headlines the first week of the season when he returned a kick 100 yards for a touchdown against No. 5 Michigan State. Haldeman broke the Western Michigan career scoring record with 337 points and for field goals made with 57. In the MAC, Haldeman placed sixth all-time in points scored and tenth in field goals made.

In 2014, the Broncos saw significant improvements in their special teams. Punter J. Schroeder was named All-MAC Third Team, while Phillips was named a Sporting News Freshman All-American and led the conference in kick return yards and average at 26.1.

Wenger played linebacker and fullback at Colgate from 2004-06. He graduated from Colgate in 2008 and then spent two seasons at Rutgers. He was an operations assistant in 2008 and worked in player development during the 2008 and 2009 seasons. From 2010-12, Wenger coached at his high school alma mater St. Thomas Aquinas in Fort Lauderdale, Fla., as well as Allegheny College, working primarily with defensive players.

In 2009-10, Wenger was an assistant coach at St. Thomas Aquinas. In 2010-11, he served in the same capacity at Allegheny in Meadville, Pa. In 2011-12, he was elevated to defensive coordinator at St. Thomas Aquinas and then was elevated to the same position, as well as recruiting coordinator, in 2012 at Allegheny.

Wenger earned his master's in education with a specialization in athletic administration from Nova Southeastern University in August of 2010.

Wenger and his wife Jacqui were married in July 2016 and are expecting their first child.

WENGER AT A GLANCE

Born

Feb. 21, 1986

Hometown

Ft. Lauderdale, Fla.

High School

St. Thomas Aquinas, 2004

Alma Mater

Colgate University, 2008 (sociology and anthropology);
Nova Southeastern University, 2010 (education)

Family

wife, Jacqui

Coaching Experience

2017-	Minnesota, Special Teams Coordinator
2013-17	Western Michigan, Special Teams Coordinator (also coached defensive ends in 2014)
2013	Western Michigan, Graduate Assistant
2012	Allegheny, Defensive Coordinator / Recruiting Coordinator
2010-11	Allegheny College, Assistant Coach
2011-12	St. Thomas Aquinas H.S., Defensive Coordinator
2009-10	St. Thomas Aquinas H.S., Assistant Coach
2008-09	Rutgers, Player Development
2008	Rutgers, Operations Assistant

Playing Experience

2004-06	Colgate University (linebacker and fullback)
---------	--



DAN NICHOL

HEAD STRENGTH & CONDITIONING COACH | FIRST SEASON

I THE NICHOL FILE |

Dan Nichol was named head strength and conditioning coach at the University of Minnesota in January 2017.

Nichol joins the Minnesota program after serving in the same role at Western Michigan since 2013. During his tenure at Western Michigan, football student-athletes made significant strides in strength, agility and endurance which positively impacted their competitive performances. Western Michigan was 1-11 in 2013 and improved to 13-1 in 2016.

Nichol joined the Western Michigan staff after spending five seasons as the head speed, strength and conditioning coach at the University of Maine. Prior to that stint, Nichol was the head strength coach at Dartmouth (2006-07) and Tennessee-Martin (2005).

Nichol earned an undergraduate degree in applied exercise science and a masters in strength and conditioning from Springfield College. He also interned under Chris Doyle at Iowa in 2002.

Nichol is a certified Strength and Conditioning Specialist as well as First Aid/CPR. While still in college, Nichol worked with the Quincy High School football program and youth camps from 1998-2001.

Nichol and his wife, Suzanne, have twin daughters Bailey and Savannah.

NICHOL AT A GLANCE

Hometown

Quincy, Mass.

High School

Quincy High School, 1998

Alma Mater

Springfield College, 2002 (applied exercise science); Springfield College, 2007 (strength and conditioning)

Family

wife, Suzanne
daughters, Bailey and Savannah

Coaching Experience

2017	Minnesota, Head Strength and Conditioning Coach
2013-2016	Western Michigan, Head Speed, Strength and Conditioning Coach
2008-12	Maine, Head Speed, Strength and Conditioning Coach
2006-08	Dartmouth, Head Strength and Conditioning Coach
2005	Tennessee-Martin, Head Strength Coach

Playing Experience

1998-2001 Springfield College (defensive tackle)



JEREMY COLE

ASSISTANT STRENGTH COACH

Jeremy Cole was named an assistant strength coach at Minnesota in January 2017.

Cole came to Minnesota after spending eight seasons at Rutgers, which included four years as the head of strength and conditioning.

At Rutgers, Cole directed all aspects of the football team's in-season and offseason training. The 2015 off-season marked a banner year for the Rutgers strength and conditioning program as the Scarlet Knights broke 19 previously established school records in the weight room. The record-setting performances were a focus of the program heading into the school's second season in the Big Ten.

In 2007, Cole was an assistant strength and conditioning coach at North Carolina and worked with the football team. He also spent one season working with football at Kansas as an assistant strength and conditioning coach.

Cole's career began in the NFL as he worked for the Indianapolis Colts from 2005-06.

Cole played safety at the University of Findlay and was a four-year letterwinner for the Oilers.



MARCUS WASILEWSKI

ASSISTANT STRENGTH COACH

Marcus Wasilewski was named an assistant strength coach at Minnesota in January 2017.

Wasilewski comes to Minnesota after serving as an assistant strength coach at Western Michigan for one season.

Prior to his time at Western Michigan, Wasilewski worked at his alma mater, Maine, as a member of the sports performance staff. He joined the staff full-time in the summer of 2015 after serving in an interim role for three months.

After graduating from Maine in 2013, Wasilewski spent 2014 achieving his Strength and Conditioning Specialist certification and working as a graduate assistant of exercise physiology with the Black Bears.

Wasilewski was a first-team All-Conference quarterback at Maine and led the football team to a Colonial Athletic Association championship in 2013. He set career records in multiple categories including completions in a season (276), passing yards in a season (3,238), career pass completion percentage (.646) and most yards of total offense in a season (3,770).



GERRIT CHERNOFF

GENERAL MANAGER | FIRST SEASON

THE CHERNOFF FILE |

Gerrit Chernoff was named general manager of the Minnesota football staff in January 2017. He oversees all off-field aspects of the Minnesota football program.

Chernoff comes to Minnesota after spending one season at Western Michigan as the director of player personnel and director of recruiting. At Western Michigan, he oversaw all recruiting operations and the day-to-day workings of the football office. Chernoff planned, set up and ran all official and unofficial visits. He also served as the direct liaison with the compliance department and managed social media accounts. Chernoff also directed videos to help promote the team, which included the creation of a virtual reality stadium environment to assist recruiting.

Prior to Western Michigan, Chernoff was the director of player personnel for five years at Iowa State. In that role he assisted with day-to-day recruiting operations, managed the team recruiting database, coordinated official and unofficial visits, created recruitment materials and managed student assistants. In 2014, Chernoff was honored as one of the top five "Directors of Operations of the Year" by Tom Lemming.

Chernoff also spent one season with the Chicago Rush of the Arena Football League.

Chernoff is a 2008 Michigan graduate and was head manager of the Wolverine men's basketball program for two seasons.

CHERNOFF AT A GLANCE

Born

September 13, 1985

Hometown

Chicago, Ill.

High School

Stevenson High School, 2004

Alma Mater

Michigan, 2008 (communication studies)

Professional Experience

2017-	Minnesota, General Manager
2016	Western Michigan, Director of Player Personnel
2009-15	Iowa State, Director of Player Personnel



PETER WEIDEN

DIRECTOR OF OPERATIONS | FIRST SEASON

THE WEIDEN FILE |

Peter Weiden joined the University of Minnesota football staff as director of operations in January 2017.

Weiden helps oversee the day-to-day operation of the department, coordinates all game-related travel, is a liaison with athletic administration and works closely with Coach Fleck and the staff on all football-related matters.

Weiden came to Minnesota after spending four seasons at Arkansas as the assistant director of football operations. While at Arkansas, his duties included coordinating advance team travel, student-athlete housing on and off campus, the senior banquet, community outreach, training table meals and representing the football program on the athletic department diversity committee.

Weiden was also the Director of Arkansas Football Summer Camps, where he had oversight of the camp budget and organized all aspects of the camps.

Prior to Arkansas, Weiden spent three years on the Wisconsin football staff, including two seasons as the assistant director of football operations. His responsibilities included advance team travel, coordinating community service appearances with players, organizing the senior banquet and running summer football.

Weiden also spent time working with the Baltimore Ravens in multiple capacities, including an operations internship during the 2007 season.

Originally from Madison, Wis., Weiden received his master's in sports administration from the University of Wisconsin — La Crosse and bachelor's degree in sports management from St. Cloud State University.

WEIDEN AT A GLANCE

Hometown

Madison, Wis.

High School

Madison West High School

Alma Mater

St. Cloud State, 2007 (sports management);
University of Wisconsin-La Crosse, 2010 (sports administration)

Professional Experience

2017-	Minnesota, Director of Football Operations
2013-17	Arkansas, Assistant Director of Football Operations
2011-13	Wisconsin, Asst. Director for Football Operations
2010-11	Wisconsin, Operations/Recruiting Coordinator
2007-08	Baltimore Ravens, Scouting/Operations Intern



MARCUS HENDRICKSON

DIRECTOR OF PLAYER PERSONNEL | FIRST SEASON

I THE HENDRICKSON FILE |

Marcus Hendrickson joined the Minnesota football staff as director of player personnel in January 2017.

Hendrickson, manages recruiting operations for the Gophers, came to Minnesota from Western Michigan where he was the assistant director of recruiting for one season.

From 2014-15, Hendrickson was a Midwest Area Scout for the Miami Dolphins and was responsible for a 10-state territory.

Prior to his time with the Dolphins, he worked with the Cleveland Browns from 2009-14. Hendrickson was a scouting intern with the Browns in 2009 for a few months before being named a player personnel assistant from 2009-12. From 2012-14, he was an area scout and evaluated players from six states.

Hendrickson was a four-year letterman at Luther College in Decorah, Iowa, and started three years at linebacker. He was named defensive most valuable player as a junior and senior and served as team captain during his final season.

His brother, Milt, is a national scout for the Baltimore Ravens.



BEN SCHUMACHER

ASSISTANT STRENGTH COACH

Ben Schumacher returned to Minnesota prior to the 2017 football season as an assistant strength and conditioning coach after stops at Nebraska and Vanderbilt.

Schumacher previously worked for the Gophers in the 2013 football season. He assisted with all strength and conditioning that season. He then spent one season at Nebraska in a similar role before spending the past two seasons with Vanderbilt. He assisted with all aspects of the Vanderbilt strength and conditioning program for football, including winter conditioning, summer workouts and in-season training. He also coordinated new training technologies used by Commodore student-athletes.

Previously, Schumacher spent two seasons at Harvard where he aided the Crimson to an Ivy League football title as well as an Ivy League Player of the Year in women's lacrosse. Schumacher also served as the head strength and conditioning coach for nine Division I sports in Cambridge. He earned his bachelor's degree in kinesiology at Concordia University St. Paul and completed his master's in applied health science from Northwest Missouri State.

HENDRICKSON AT A GLANCE

Born

April 17, 1986

Hometown

Blanchardville, Wis.

High School

Pecatonica High School, 2004

Alma Mater

Luther College, 2008 (history)

Professional Experience

2017-	Minnesota, Director of Player Personnel
2016	Western Michigan, Assistant Director of Recruiting
2014-15	Miami Dolphins, Midwest Area Scout
2012-14	Cleveland Browns, Area Scout
2009-12	Cleveland Browns, Player Personnel Assistant
2009	Cleveland Browns, Scouting Intern

Playing Experience

2004-07 Luther College (linebacker)



NORRIES WILSON

DIRECTOR OF PLAYER DEVELOPMENT | FIRST SEASON

THE WILSON FILE |

Norries Wilson joined the Minnesota football staff as the Director of Player Development in January 2017. He oversees the day-to-day operation for the football student-athletes and works closely with the coaching, recruiting, academic and communication staffs.

Wilson returns to Minnesota - his alma mater - after spending four seasons at Rutgers. He coached the running backs for the Scarlet Knights from 2012-15 and was also the assistant head coach for three seasons. Wilson's time at Rutgers also included a three-game stint as interim head coach in 2015.

In 2012, Wilson played a crucial role in the development of Rutgers' young running backs. He helped sophomore Jawan Jamison to one of the most successful seasons in school history. Jamison became just the seventh player in program history to record 1,000 yards in a season and the third since 1976 en route to Second Team All-Big East honors. The Scarlet Knights finished the 2014 season with 2,114 yards rushing, the most since accumulating 2,574 in 2007.

In addition to mentoring NFL draftee Jamison, he worked with Paul James who was named First Team All-American Athletic Conference in 2013.

Prior to his time at Rutgers, Wilson was the first African-American head football coach in Ivy League history when he led Columbia from 2006-11. Wilson's student-athletes earned 33 All-Ivy League honors during his tenure, including two Rookies of the Year and 12 first team selections.

Wilson, who served as offensive coordinator at UConn for four seasons, was one of five finalists for the Frank Broyles Award as the nation's top assistant coach in 2004, a season in which the Huskies led the Big East in both total offense and scoring offense. He also coached at Bucknell, Livingstone and North Carolina Central.

Wilson is no stranger to Minnesota. He served as a captain and was a two-year starter at Minnesota, helping lead Gophers to a victory against Clemson in the 1985 Independence Bowl. He also qualified for the 1986 NCAA Wrestling Championships in the unlimited weight class. Following his playing career he spent one season as a graduate assistant on the coaching staff in 1989-90.

Wilson and his wife Brenda have one son (Cecil) and two daughters (Trinity and Sahara). Brenda (Marquis), played basketball at Connecticut and was a member of the 1995 NCAA Championship team that went undefeated.

WILSON AT A GLANCE

Hometown

Markham, Ill.

High School

Thornwood High School, 1983

Alma Mater

Minnesota, 1990 (psychology)

Family

wife, Brenda
son, Cecil; daughters, Trinity and Sahara

Coaching Experience

2017-	Minnesota, Director of Player Development
2013-15	Rutgers, Assistant Head Coach/Running Backs
2012	Rutgers, Running Backs
2006-11	Columbia, Head Coach
2002-05	Connecticut, Offensive Coordinator
1999-2001	Connecticut, Offensive Line
1997-98	Bucknell, Offensive Coordinator
1995-96	Bucknell, Offensive Line
1993	Livingstone, Defensive Coordinator
1991-92	North Carolina Central, Offensive Line/Tight Ends
1989-90	Minnesota, Graduate Assistant

Playing Experience

1983-86	Minnesota (offensive line)
---------	----------------------------



KEANON COOPER

DEFENSIVE GRADUATE ASSISTANT

Keanon Cooper is in his second season as a defensive graduate assistant at Minnesota.

Prior to returning to his alma mater, Cooper was an assistant coach and led the linebackers at Hamline University in St. Paul, Minn.

Cooper played linebacker for the Gophers from 2008-12 and earned four letters. He was a team captain in 2012.

The Dallas, Texas, native played in 50 games for the Maroon and Gold and made 257 tackles, which included 17.5 tackles-for-loss and 2.5 sacks. He also broke up five passes and forced five fumbles.

Cooper was also the first Gopher to receive the Gary Tinsley Award in 2012. The award is named after Cooper's former roommate and Minnesota teammate Gary Tinsley and is presented annually to the player who best embraces Tinsley's underdog persona. Tinsley was a linebacker for Minnesota from 2008-11 and passed away in April 2012.

Cooper earned his bachelor's degree in sports management from Minnesota in 2012. He was also named Academic All-Big Ten three times.



DREW MOULTON

OFFENSIVE GRADUATE ASSISTANT

Drew Moulton joined the Minnesota football staff in February 2017 as an offensive graduate assistant.

Moulton comes to Minnesota after spending the past season working in quality control at Eastern Michigan. In his one season at Eastern Michigan, the Eagles had the No. 2 passing offense in the Mid-American Conference, improved their record from 1-11 to 7-6 and earned a bowl bid for the first time since 1987.

In 2015, Moulton coached wide receivers at Southwest Minnesota State University. The Mustangs completed 284 passes for 3,175 yards and 28 touchdowns that year. Moulton's receivers caught 204 passes (71.8%) for 2,365 yards (74.4%) and 19 touchdowns (67.8%) in his one season coaching them.

Moulton is familiar with the Big Ten as he played receiver and was a member of the special teams unit at Northwestern. He graduated from Northwestern in 2013 with a degree in communication studies.



KELI'IKUEWA KEKUEWA

OFFENSIVE GRADUATE ASSISTANT

Keli'ikuewa Kekuewa joined the Minnesota football staff in January 2017 as an offensive graduate assistant. Kekuewa, who goes by "Chief," helps coach the offensive line.

He spent the past three years with the Wake Forest football program. He was a graduate assistant in 2015 and 2016 after serving as a recruiting intern in 2014.

Kekuewa played two seasons at Bowling Green and started 27 games during the 2012 and 2013 seasons. In 2013, he was an All-Mid-American Conference center and was part of an offensive unit that averaged 34 points per game. The Falcon offense also averaged 266.1 passing yards per game and 193.1 rushing yards per game that year as Bowling Green finished the season 10-4 and won a MAC Championship.

Kekuewa began his college career at Arizona Western College and spent two years there. In 2011, he helped lead the Matadors to an 11-1 record and an appearance in the National Junior College Athletic Association Football Championship game. He was part of an offensive line that helped Arizona Western finish the year sixth in rushing offense and averaged 50.2 points per game. Kekuewa earned First-Team All-Arizona Community College Athletic Conference, First-Team All-Western States Football League and First-Team All-National Junior College Athletic Association while he was at Arizona Western.

Kekuewa from Bowling Green in 2014 with a degree in environmental studies.



DAVID PARKER

DEFENSIVE GRADUATE ASSISTANT

David Parker joined the Minnesota football staff as a graduate assistant in March 2017. Parker works on the defensive side of the ball and comes to Minnesota after working in quality control at Arkansas for one season.

Parker graduated from Arkansas in 2015 with a bachelor's degree in political science and worked with the Razorbacks as a student assistant from 2012-15. He spent most of his time working with running backs as well as the offensive and special teams scout teams. Parker also assisted with the creation of weekly opponent scouting reports.



JOE ROSSI

QUALITY CONTROL

Joe Rossi joined the Minnesota football staff in January 2017 as a quality control assistant. Rossi brings plenty of experience to the Gophers after spending 2012-15 at Rutgers, which included two years as the defensive coordinator.

Rossi was promoted to defensive coordinator in 2014 after serving in an interim role in 2013 and held the role until after the 2015 season. He was the special teams coordinator at Rutgers from 2012-13.

In 2013, Rutgers scored four special teams touchdowns, including two kickoff returns and a punt return. True freshman Janarion Grant earned All-AAC Second Team honors as a return specialist.

The Scarlet Knights put together a strong special teams unit in 2012, ranking first in the nation with eight blocked kicks, ninth in kickoff return yardage defense (18.09) and 34th in kickoff return average (23.21).

Rossi also worked with Minnesota defensive coordinator Robb Smith at Maine in the 2007-08 season. Rossi was at Maine from 2007-11 and took over as defensive coordinator after Smith left following the 2008 season. Maine annually had one of the top defensive units in the Football Championship Subdivision under Rossi. In 2011, the Black Bears ranked No. 26 in the nation in sacks, No. 31 in pass defense and No. 25 in pass efficiency defense.

Rossi's first coaching stop was at Division III Thiel College in Greenville, Pa., where he was from 2001-2006. He was the defensive coordinator at Thiel from 2003-06 and in 2006 Thiel led the President's Athletic Conference in scoring defense, total defense, rush defense and pass defense.

Rossi graduated from Allegheny in 2001 and is married to his wife Lynsey.



DAN COLLINS

QUALITY CONTROL

Dan Collins joined the Minnesota football staff in 2017 and is a quality control assistant.

Collins comes to Minnesota from Western Michigan where he most recently was as a defensive graduate assistant since 2015.

Collins, who graduated with a degree in general studies from Western Michigan in 2014, had worked with the Bronco football department in various roles since 2012. Collins had also worked with the defense in quality control at Western Michigan and was also a student-assistant linebacker coach and a student-assistant quarterback coach.



GREGORY HARBAUGH

QUALITY CONTROL

Gregory Harbaugh (Har-bow) joined the Minnesota football staff in January 2017 and is a quality control assistant. He comes to Minnesota after spending one season at Western Michigan as an offensive graduate assistant.

Before his time at Western Michigan Harbaugh held many roles at Marietta College for two seasons. He was the recruiting coordinator, academic coordinator, video coordinator and passing game coordinator. He also spent two seasons as an assistant coach at Methodist University from 2011-13.

Harbaugh earned a bachelor's degree in sport management from Averett University in 2009.



JOHN SCHAEKEL

ASSISTANT COORDINATOR OF RECRUITING OPERATIONS

John Schaeckel is in his sixth season on the Minnesota staff. Schaeckel assisted player personnel during his first year on staff and has served as an assistant coordinator of recruiting operations for the past five years.

Prior to joining the Minnesota staff, he was the linebackers coach at Coffeyville Community College in Kansas in 2010. He was also the defensive coordinator at Rochester Community and Technical College in Minnesota in 2009.

During 2007 and 2008, Schaeckel served at the defensive graduate assistant at Northwestern State University in Louisiana, working with linebackers and the defensive line.

He began his coaching career at Midwestern State University in 2006, serving as the defensive graduate assistant and coaching outside linebackers.

Schaeckel holds a bachelor's degree from Valparaiso University (2006), where he played safety for the football team. He also holds a master's degree from Northwestern State University (2009).

Schaeckel grew up in St. Paul, Minn., and attended Concordia Academy in Roseville before moving to Texas and finishing high school outside of the Houston area at Concordia Lutheran.

Schaeckel and his wife Sarah were married on March 15, 2014. They have one son and are expecting another.



DANIEL IFFT

RECRUITING ASSISTANT

Daniel Ifft joined the Minnesota staff as a recruiting assistant in June 2017.

Ifft comes to Minnesota from the private sector, but was previously a member of the football staffs at Michigan and Toledo. He was also a four-year letterwinner at Ball State.

Ifft was a recruiting assistant at Michigan from 2013-15 and assisted in all phases of recruiting from prospecting to signing day. He managed incoming prospect videos, communicated with high school coaches, developed recruiting materials and planned official and unofficial visits. He also created and maintained the team's recruiting calendar and worked closely with the compliance office and academics. Ifft also facilitated the walk-on program and worked with transfers.

Ifft was at Toledo from 2011-13 and was an offensive graduate assistant, assisted in recruiting and was also the interim director of football operations from February 2013 to April 2013.

Ifft earned his degree in communication studies in May 2011 from Ball State and his master's degree in administration from Toledo in 2013. He lettered at Ball State from 2007-10 and in 2010 he was honored with the Ball State University Football Coaches Award and the Mark Hayes Senior Inspiration Award.



WILL HENRY

RECRUITING ASSISTANT AND GRAPHIC DESIGN SPECIALIST

Will Henry joined the football staff prior to the 2016 season and is a recruiting assistant and graphic design specialist for the team.

Henry works in all aspects of recruiting and is also the team's lead graphic designer for recruiting operations. He has also worked on special projects like coach P.J. Fleck's hand-painted custom shoes for the 2017 spring game.

Henry previously volunteered for the football team and also covered the Gophers for the media outlet Gopher247.



EVAN BARKER

ASSISTANT DIRECTOR OF OPERATIONS / PLAYER DEVELOPMENT / HIGH SCHOOL RELATIONS

Evan Barker joined the University of Minnesota football staff prior to the 2017 football season. Barker comes to Minnesota after two seasons at the University of New Mexico as the assistant director of operations.

Barker will handle many of the administrative duties for the program, including aiding with recruiting, reconciliation and travel. He had similar duties in his time at New Mexico. Barker was previously with the Clemson Tigers as Recruiting & External Affairs Associate. In that capacity he had a wide-ranging scope of responsibilities, from creating the Clemson Football official website, Mobile and Cricket apps to monitoring and maintaining Tiger social media. He also aided in recruiting and game day events and he generated highlight packages for Clemson's National Signing Day show.

Barker has also worked at The University of Alabama as an intern in the athletics business office. He was a volunteer high school football coach for two seasons at Leavitt Area High School in Turner, Maine as well as a volunteer strength and conditioning coach. He earned a bachelor's of science degree in international business & logistics from the Maine Maritime Academy and a master's in sports management from Alabama.

FOOTBALL STAFF / EQUIPMENT / VIDEO



SARAH WOODRUFF
Executive Assistant to
Head Coach



MARJORIE WALSH
Assistant to Recruiting
and Coaching Staff



KYLE GERGELY
Head Equipment
Manager



GREG VALENZISI
Assistant Equipment
Manager



BRADY GAGNON
Equipment
Assistant



MATT CHILDERS
Director of Video
Services



DEREK SCHMIDT
Assistant Director
of Video Services



CHRIS JACKSON
Digital Content
Coordinator

ATHLETIC MEDICINE



ABIGAIL O'CONNOR
Assistant Director of
Sports Nutrition



MIKE SYPNIAK
Head Football Trainer



ARNO RHEINBERGER
Assistant Athletic
Trainer



TORI WINSLOW
Grad Assistant
Football Trainer



DR. DAVE JEWSON
Team Physician
Orthopedics



DR. DAVID OLSON
Team Physician



DR. JASON EGGERS
Team Chiropractor

ACADEMICS / COMMUNICATIONS / FAN DEVELOPMENT



JACKI LIENISCH
Director of Football
Academic Advising



ROBERT DAY
Academic Counselor



PAUL ROVNAK
Director of Athletic
Communications



RYAN TIBBITTS
Athletic
Communications



MIKE WIERZBICKI
Assistant AD /
Fan Development



MILLS ARMBRUSTER
Fan Development

FACILITIES



JEFF SEIFRIZ
Senior Director of
Athletic Facilities



SAM NOLDEN
Gibson-Nagurski
Facility Director



BRADY BURESH
TCF Operations
Director



2016 SEASON REVIEW

2016 SEASON REVIEW

OVERALL: 9-4 (HOME: 6-1, ROAD: 2-3, NEUTRAL: 1-0)

BIG TEN CONFERENCE: 5-4 (HOME: 3-1, ROAD: 2-3)

2016 RESULTS/ATTENDANCE

DATE	OPPONENT	RESULT	SCORE	SITE	ATTEND.
Sept. 1	OREGON STATE	W	30-23	TCF Bank Stadium	44,582
Sept. 10	INDIANA STATE	W	58-28	TCF Bank Stadium	41,026
Sept. 24	COLORADO STATE	W	31-24	TCF Bank Stadium	44,854
Oct. 1	at Penn State	L (OT)	26-29	Beaver Stadium	95,332
Oct. 8	IOWA	L	7-14	TCF Bank Stadium	49,145
Oct. 15	at Maryland	W	31-10	Maryland Stadium	41,465
Oct. 22	RUTGERS	W	34-32	TCF Bank Stadium	46,096
Oct. 29	at Illinois	W	40-17	Memorial Stadium	40,090
Nov. 5	PURDUE	W	44-31	TCF Bank Stadium	42,832
Nov. 12	at No. 21 Nebraska	L	17-24	Memorial Stadium	90,456
Nov. 19	NORTHWESTERN	W	29-12	TCF Bank Stadium	38,162
Nov. 26	at No. 5 Wisconsin	L	17-31	Camp Randall	77,216
Dec. 27	vs. Washington State	W	17-12	Qualcomm Stadium	48,704

TEAM STATISTICS

	MINNESOTA	OPPONENTS
SCORING	381	287
Points Per Game	29.3	22.1
Points Off Turnovers	100	40
FIRST DOWNS	250	247
Rushing	126	95
Passing	107	129
Penalty	17	23
RUSHING YARDAGE	2387	1532
Yards gained rushing	2686	1971
Yards lost rushing	299	439
Rushing Attempts	558	453
Average Per Rush	4.3	3.4
Average Per Game	183.6	117.8
TDs Rushing	34	12
PASSING YARDAGE	2257	3002
Comp-Att-Int	181-328-12	274-487-9
Average Per Pass	6.9	6.2
Average Per Catch	12.5	11.0
Average Per Game	173.6	230.9
TDs Passing	9	22
TOTAL OFFENSE	4644	4534
Total Plays	886	940
Average Per Play	5.2	4.8
Average Per Game	357.2	348.8
KICK RETURNS: #-Yards	39-928	31-563
PUNT RETURNS: #-Yards 24-136	31-129	12-173
INT RETURNS: #-Yards	9-136	12-173
KICK RETURN AVERAGE	23.8	18.2
PUNT RETURN AVERAGE	5.7	4.2
INT RETURN AVERAGE	15.1	14.4
FUMBLES-LOST	12-5	23-16
PENALTIES-Yards	88-743	61-547
Average Per Game	57.2	42.1
PUNTS-Yards	77-3151	77-3024
Average Per Punt	40.9	39.3
Net punt average	37.7	36.2
KICKOFFS-Yards	77-4756	59-3469
Average Per Kick	61.8	58.8
Net kick average	42.1	35.9
TIME OF POSSESSION/Game	31:06	28:54
3RD-DOWN Conversions	73/190	83/214
3rd-Down Pct	38%	39%
4TH-DOWN Conversions	5/10	12/26
4th-Down Pct	50%	46%
SACKS BY-Yards	37-250	16-95
MISC YARDS	0	0
TOUCHDOWNS SCORED	45	35
FIELD GOALS-ATTEMPTS	22-24	15-18
ON-SIDE KICKS	0-0	0-3
RED-ZONE SCORES	(49-56) 88%	(35-39) 90%
RED-ZONE TOUCHDOWNS	(38-56) 68%	(25-39) 64%
PAT-ATTEMPTS	(43-44) 98%	(28-29) 97%
ATTENDANCE	306697	344559
Games/Avg Per Game	7/43814	5/68912
Neutral Site Games		1/48704

SCORE BY QUARTERS	1st	2nd	3rd	4th	OT	Total
Minnesota	85	121	61	111	3	381
Opponents	51	51	89	90	6	287

RUSHING

Player	GP	Att.	Gain	Loss	Net	Avg.	TD	Long	YPG
Smith, Rodney	13	240	1219	61	1158	4.8	16	70	89.1
Brooks, Shannon	10	138	682	32	650	4.7	5	37	65.0
Leidner, Mitch	12	111	485	119	366	3.3	10	32	30.5
McCrary, Kobe	12	39	246	4	242	6.2	3	50	20.2
Djam, Carlton	1	7	34	1	33	4.7	0	24	33.0
Still, Rashad	10	1	8	0	8	8.0	0	8	0.8
Wolitarsky, Drew	13	3	10	4	6	2.0	0	7	0.5
Rhoda, Conor	3	7	2	13	-11	-1.6	0	2	-3.7
TEAM	9	12	0	65	-65	-5.4	0	0	-7.2
Total	13	558	2686	299	2387	4.3	34	70	183.6
Opponents	13	453	1971	439	1532	3.4	12	71	117.8

PASSING

Player	G	Effic.	Comp-Att-Int	Pct.	Yards	TD	Long	Avg/G
Leidner, Mitch	12	116.5	173-307-12	56.4	2169	8	62	180.8
Rhoda, Conor	3	116.8	8-16-0	50.0	88	1	26	29.3
TEAM	9	0.0	0-5-0	0.0	0	0	0	0.0
Total	13	114.7	181-328-12	55.2	2257	9	62	173.6
Opponents	13	119.3	274-487-9	56.3	3002	22	89	230.9

RECEIVING

Player	G	No.	Yds	Avg	TD	Long	Avg/G
Wolitarsky, Drew	13	66	860	13.0	5	35	66.2
Smith, Rodney	13	23	188	8.2	0	27	14.5
Still, Rashad	10	18	349	19.4	0	62	34.9
Smith, Brian	8	17	279	16.4	1	34	34.9
Johnson, Tyler	13	14	141	10.1	1	34	10.8
Wozniak, Nate	13	13	135	10.4	0	26	10.4
Carter, Eric	11	9	125	13.9	0	51	11.4
Brooks, Shannon	10	8	76	9.5	2	26	7.6
Beebe, Colton	13	6	48	8.0	0	22	3.7
Lingen, Brandon	3	3	28	9.3	0	17	9.3
McCrary, Kobe	12	2	17	8.5	0	9	1.4
Register, Hunter	1	1	6	6.0	0	6	6.0
Hart, Nick	8	1	5	5.0	0	5	0.6
Total	13	181	2257	12.5	9	62	173.6
Opponents	13	274	3002	11.0	22	89	230.9

TOTAL OFFENSE

Player	G	Plays	Rush	Pass	Total	Avg/G
Leidner, Mitch	12	418	366	2169	2535	211.2
Smith, Rodney	13	240	1158	0	1158	89.1
Brooks, Shannon	10	138	650	0	650	65.0
McCrary, Kobe	12	39	242	0	242	20.2
Rhoda, Conor	3	23	-11	88	77	25.7
Djam, Carlton	1	7	33	0	33	33.0
Still, Rashad	10	1	8	0	8	0.8
Wolitorsky, Drew	13	3	6	0	6	0.5
TEAM	9	17	-65	0	-65	-7.2
Total	13	886	2387	2257	4644	357.2
Opponents	13	940	1532	3002	4534	348.8

SCORING

Player	TD	FGs	-----PATs-----					Saf	Pts.
			Kick	Rush	Rcv	Pass	DXP		
Carpenter, Emmit	0	22-24	43-44	0-0	0	0-0	0	0	109
Smith, Rodney	17	0-0	0-0	0-0	0	0-0	0	0	102
Leidner, Mitch	10	0-0	0-0	0-0	0	0-1	0	0	60
Brooks, Shannon	7	0-0	0-0	0-0	0	0-0	0	0	42
Wolitorsky, Drew	5	0-0	0-0	0-0	0	0-0	0	0	30
McCrary, Kobe	3	0-0	0-0	0-0	0	0-0	0	0	18
Smith, Brian	1	0-0	0-0	0-0	0	0-0	0	0	6
Winfield, Antoine	1	0-0	0-0	0-0	0	0-0	0	0	6
Johnson, Tyler	1	0-0	0-0	0-0	0	0-0	0	0	6
Jackson, M	0	0-0	0-0	0-0	0	0-0	0	1	2
Total	45	22-24	43-44	0-0	0	0-1	0	1	381
Opponents	35	15-18	28-29	1-2	0	0-3	0	1	287

PUNT RETURNS

Player	No.	Yds	Avg	TD	Long
Myrick, Jalen	9	44	4.9	0	17
Wolitorsky, Drew	6	28	4.7	0	11
Shenault, Antonio	5	32	6.4	0	17
Hardin, KiAnte	4	32	8.0	0	20
Total	24	136	5.7	0	20
Opponents	31	129	4.2	0	22

KICKOFF RETURNS

Player	No.	Yds	Avg	TD	Long
Myrick, Jalen	13	287	22.1	0	56
Hardin, KiAnte	10	260	26.0	0	69
Smith, Rodney	8	263	32.9	1	94
Brooks, Shannon	3	44	14.7	0	20
Barber, Thomas	2	28	14.0	0	16
Beebe, Colton	1	12	12.0	0	12
Shenault, Antonio	1	4	4.0	0	4
Still, Rashad	1	30	30.0	0	30
Total	39	928	23.8	1	94
Opponents	31	563	18.2	0	46

FUMBLE RETURNS

Player	No.	Yds	Avg	TD	Long
Total	0	0	0.0	0	0
Opponents	0	0	0.0	0	0

INTERCEPTION RETURNS

Player	No.	Yds	Avg	TD	Long
Travis, Damarius	2	0	0.0	0	0
Hardin, KiAnte	2	31	15.5	0	31
Martin, Kamal	1	0	0.0	0	0
Winfield, Antoine	1	82	82.0	1	82
Ayinde, Adekunle	1	23	23.0	0	23
McGhee, Duke	1	0	0.0	0	0
Myrick, Jalen	1	0	0.0	0	0
Total	9	136	15.1	1	82
Opponents	12	173	14.4	1	55

ALL-PURPOSE YARDAGE

Player	G	Rush	Rec	PR	KOR	IR	Tot	Avg/G
Smith, Rodney	13	1158	188	0	263	0	1609	123.8
Wolitorsky, Drew	13	6	860	28	0	0	894	68.8
Brooks, Shannon	10	650	76	0	44	0	770	77.0
Still, Rashad	10	8	349	0	30	0	387	38.7
Leidner, Mitch	12	366	0	0	0	0	366	30.5
Myrick, Jalen	13	0	0	44	287	0	331	25.5
Hardin, KiAnte	8	0	0	32	260	31	323	40.4
Smith, Brian	8	0	279	0	0	0	279	34.9
McCrary, Kobe	12	242	17	0	0	0	259	21.6
Johnson, Tyler	13	0	141	0	0	0	141	10.8
Wozniak, Nate	13	0	135	0	0	0	135	10.4
Carter, Eric	11	0	125	0	0	0	125	11.4
Winfield, Antoine	12	0	0	0	0	82	82	6.8
Beebe, Colton	13	0	48	0	12	0	60	4.6
Shenault, Antonio	11	0	0	32	4	0	36	3.3
Djam, Carlton	1	33	0	0	0	0	33	33.0
Barber, Thomas	11	0	0	0	28	0	28	2.5
Lingen, Brandon	3	0	28	0	0	0	28	9.3
Ayinde, Adekunle	10	0	0	0	0	23	23	2.3
Register, Hunter	1	0	6	0	0	0	6	6.0
Hart, Nick	8	0	5	0	0	0	5	0.6
Rhoda, Conor	3	-11	0	0	0	0	-11	-3.7
TEAM	9	-65	0	0	0	0	-65	-7.2
Total	13	2387	2257	136	928	136	5844	449.5
Opponents	13	1532	3002	129	563	173	5399	415.3

PUNTING

Player	No.	Yds	Avg	Long	TB	FC	120	50+	Bkld
Santoso, Ryan	77	3151	40.9	60	6	17	29	13	0
Total	77	3151	40.9	60	6	17	29	13	0
Opponents	77	3024	39.3	60	5	16	22	13	0

KICKOFFS

Player	No.	Yds	Avg	TB	OB	Retn	Net	YdLn
Carpenter, Emmit	76	4694	61.8	38	8			
Santoso, Ryan	1	62	62.0	0	0			
Total	77	4756	61.8	38	8	18.2	42.1	22
Opponents	59	3469	58.8	17	4	23.8	35.9	29

FIELD GOALS

Player	FGM-FGA	Pct	01-19	20-29	30-39	40-49	50+	Lg	Bkld
Carpenter, Emmit	22-24	91.7	1-1	5-5	6-8	8-8	2-2	53	0

DEFENSIVE STATISTICS

#	Player	GP	Solo	Ast	Total	TFL/Yds	Sacks	Int-Yds	PBU	FR	FF	Blk	Saf
7	Travis, Damarious	13	56	27	83	5.0-16	.	2-0	4	1-0	.	.	.
13	Celestin, Jonathan	13	53	27	80	7.0-20	2.5-5	.	4	.	1	.	.
50	Lynn, Jack	13	43	34	77	6.5-13	0.5-5
8	McGhee, Duke	12	33	21	54	1.0-4	.	1-0	3
11	Winfield, Antoine	12	37	15	52	2.5-9	.	1-82	3	2-0	.	.	.
36	Cashman, Blake	13	31	14	45	10.5-43	7.5-36	.	.	.	1	.	.
5	Myrick, Jalen	13	29	12	41	3.5-10	.	1-0	11
3	Hardin, KiAnte	8	24	15	39	3.0-4	.	2-31	4	1-0	.	.	.
56	Rallis, Nick	11	23	14	37	6.5-23	1.0-12	.	.	.	2	.	.
34	Shenault, Antonio	11	27	5	32	0.5-1	.	.	2
96	Richardson, Steven	13	17	14	31	11.0-53	7.0-46	.	1	2-0	2	.	.
20	Huff, Julian	13	16	14	30	2.5-10	.	.	1	2-0	2	.	.
95	Ekpe, Hendrick	13	16	12	28	7.5-54	3.5-40	.	.	.	2	.	.
45	Coughlin, Carter	11	15	10	25	4.0-21	2.0-19
12	Poock, Cody	7	13	11	24	3.5-10	1.0-6	.	1
4	Ayinde, Adekunle	10	13	10	23	2.0-4	.	1-23	4
99	Stelter, Andrew	13	10	8	18	3.0-18	1.5-14	.	1
97	Ekpe, Scott	13	9	8	17	4.5-11	1.0-3	.	.	2-0	.	.	.
21	Buford, Ray	7	10	6	16	.	.	.	3
87	Elmore, Gaelin	13	9	7	16	4.0-18	1.5-11	.	1	3-0	.	.	.
46	DeLattiboudere, Winston	13	6	9	15	3.5-17	1.5-11	.	.	1-0	.	.	.
41	Barber, Thomas	11	9	3	12	1-0	1	.	.
49	Martin, Kamal	13	7	3	10	0.5-5	0.5-5	1-0	1	1-0	.	.	.
93	Jackson, Merrick	12	6	2	8	2.0-7	1.0-4	1
52	Timms, Yoshoub	11	4	3	7	2.5-7	1.0-4
35	Waters, Jaylen	13	6	1	7	.	.	.	1
17	Huff, Jacob	13	2	4	6	0.5-0
16	Durr, Coney	7	5	1	6	.	.	.	1
92	Devers, Tai'yon	11	4	1	5	3.0-20	3.0-20	.	.	.	3	.	.
14	Craighton, Zo	8	4	.	4	.	.	.	1
25	Jordahl, Payton	13	2	1	3
94	Gibson, Jerry	4	2	.	2
7	Leidner, Mitch	12	2	.	2
30	Amoako, Eric	12	2	.	2
19	Moore, Gary	4	2	.	2	1.0-9	1.0-9	.	.	.	1	.	.
1	Smith, Rodney	13	2	.	2
80	Wozniak, Nate	13	1	.	1
82	Wolitarsky, Drew	13	1	.	1
38	Carpenter, Emmitt	13	1	.	1
Total		13	552	312	864	101-407	37-250	9-136	47	16-0	15	.	1
Opponents		13	504	414	918	70-233	16-95	12-173	36	5-0	4	.	1

2016 SEASON REVIEW

TEAM GAME-BY-GAME COMPARISON (MINNESOTA/OPPONENT)

Opponent	Score	1st Downs	Rushing	Passing	Penalty	Rushes-Yds	C-A-I	Pass Yds	Total Plays-Yds	Return Yds	TDs
OREGON STATE	30-23	21/18	11/4	8/11	2/3	47-150/34-89	13-27-0/25-40-0	130/228	74-280/74-317	96/59	1/2
INDIANA STATE	58-28	31/20	14/7	16/11	1/2	44-292/33-109	21-32-0/21-37-0	301/247	76-593/70-356	52/58	0/1
COLORADO STATE	31-24	21/24	10/12	10/9	1/3	45-243/48-158	16-20-1/16-31-1	174/211	65-417/79-369	38/86	1/2
at Penn State	26-29 (OT)	31/19	13/7	14/8	4/4	48-228/28-136	24-41-1/19-42-0	241/335	89-469/70-471	65/28	1/0
IOWA	7-14	13/17	5/9	8/7	0/1	29-102/41-179	13-33-2/17-31-2	166/142	62-268/72-321	123/114	3/3
at Maryland	31-10	16/16	9/8	5/8	2/0	48-229/36-130	7-15-0/18-37-2	82/161	63-311/73-291	159/85	0/4
RUTGERS	34-32	19/22	13/8	6/13	0/1	53-243/36-150	11-19-1/23-40-2	156/222	72-399/76-372	220/85	2/3
at Illinois	40-17	15/17	10/7	4/7	1/3	48-171/34-89	10-19-0/16-34-0	112/156	67-283/68-245	107/50	0/3
PURDUE	44-31	18/19	12/4	6/13	0/2	43-235/28-23	14-23-1/29-49-1	231/391	66-466/77-414	52/61	1/3
at Nebraska	17-24	15/19	4/9	8/10	3/0	34-85/32-157	18-28-1/19-28-0	180/217	62-265/60-374	30/31	1/0
NORTHWESTERN	29-12	15/21	8/6	7/13	0/2	40-131/33-63	14-25-1/28-45-0	197/276	65-328/78-339	65/60	2/2
at Wisconsin	17-31	18/19	9/10	7/8	2/1	38-128/47-210	9-26-4/13-22-0	158/152	64-286/69-362	90/96	4/1
vs. Washington St.	17-12	17/16	8/4	8/11	1/1	41-150/23-39	11-20-0/30-51-1	129/264	61-279/74-403	103/52	1/1

Opponent	3rd Down	4th Down	Time Poss	Margin	Yds/Rush	Yds/Comp.	Yds/Play	Punting	Penalty Yds
OREGON STATE	8-16/10-19	1-1/0-2	29:33 / 30:27	-0.54	3.2 / 2.6	4.8/5.7	3.8/4.3	6-41.2/6-39.8	8-70/4-55
INDIANA STATE	9-14/7-15	1-2/2-3	33:38 / 26:22	7.16	6.6 / 3.3	9.4/6.7	7.8/5.1	1-46.0/5-33.4	10-82/4-30
COLORADO STATE	7-13/5-15	1-1/2-3	31:03 / 28:57	2.06	5.4 / 3.3	8.7/6.8	6.4/4.7	4-45.0/3-39.7	9-68/3-25
at Penn State	6-17/4-15	1-1/1-2	36:47 / 23:13	13.34	4.8 / 4.9	5.9/8.0	5.3/6.7	6-39.8/6-39.2	8-83/5-65
IOWA	4-15/6-17	0-1/1-1	25:05 / 34:55	-9.50	3.5 / 4.4	5.0/4.6	4.3/4.5	9-42.9/6-37.8	8-58/4-32
at Maryland	4-14/7-18	0-0/1-2	34:12 / 25:48	8.24	4.8 / 3.6	5.5/4.4	4.9/4.0	7-41.4/7-45.3	7-50/9-75
RUTGERS	6-14/10-19	0-2/0-0	33:09 / 26:51	6.18	4.6 / 4.2	8.2/5.6	5.5/4.9	3-36.0/5-38.6	6-55/6-30
at Illinois	7-17/5-15	0-1/1-3	33:04 / 26:56	6.08	3.6 / 2.6	5.9/4.6	4.2/3.6	8-32.5/6-34.3	6-56/3-33
PURDUE	4-15/9-20	0-0/0-2	31:36 / 28:24	3.12	5.5 / 0.8	10.0/8.0	7.1/5.4	8-42.0/8-44.6	5-65/2-10
at Nebraska	8-16/7-15	1-1/2-2	30:54 / 29:06	1.48	2.5 / 4.9	6.4/7.8	4.3/6.2	5-44.2/4-30.5	2-15/8-81
NORTHWESTERN	4-13/2-15	0-0/1-4	29:25 / 30:35	-1.10	3.3 / 1.9	7.9/6.1	5.0/4.3	6-40.3/6-36.2	6-50/3-20
at Wisconsin	3-14/4-12	0-0/0-0	27:01 / 32:59	-5.58	3.4 / 4.5	6.1/6.9	4.5/5.2	7-41.3/7-43.0	3-26/3-35
vs. Washington State	3-12/7-19	0-0/1-2	28:54 / 31:06	-2.12	3.7 / 1.7	6.4/5.2	4.6/4.1	7-43.9/8-40.5	10-65/7-56

2016 MINNESOTA STARTING LINEUPS - OFFENSE

Opponent	WR/TE	WR/RB	WR	LT	LG	C	RG	RT	TE	QB	RB
Oregon State	Still	Wolitarysky	B. Smith	Wright	Mayes	T. Moore	Calhoun	Pirsig	Wozniak	Leidner	R. Smith
Indiana State	T. Johnson	Wolitarysky	B. Smith	Wright	Mayes	T. Moore	Calhoun	Pirsig	Wozniak	Leidner	R. Smith
Colorado State	Beebe (TE)	Wolitarysky	B. Smith	Wright	Mayes	T. Moore	Weyler	Pirsig	Wozniak	Leidner	R. Smith
at Penn State	Beebe (TE)	Wolitarysky	B. Smith	Wright	Mayes	T. Moore	Weyler	Pirsig	Wozniak	Leidner	R. Smith
Iowa	Beebe (TE)	Wolitarysky	B. Smith	Wright	Weyler	T. Moore	Calhoun	Pirsig	Wozniak	Leidner	McCrary
at Maryland	Still	Wolitarysky	B. Smith	Wright	Weyler	T. Moore	Calhoun	Wright	Wozniak	Rhoads	R. Smith
Rutgers	Lingen (TE)	Brooks (RB)	Still	Greene	Weyler	T. Moore	Calhoun	Wright	Wozniak	Leidner	R. Smith
at Illinois	Still	Wolitarysky	B. Smith	Greene	Weyler	T. Moore	Calhoun	Wright	Wozniak	Leidner	R. Smith
Purdue	Beebe (TE)	Wolitarysky	Still	Greene	Weyler	T. Moore	Wright	Pirsig	Wozniak	Leidner	R. Smith
at Nebraska	Beebe (TE)	Wolitarysky	Still	Greene	Weyler	T. Moore	Wright	Pirsig	Wozniak	Leidner	R. Smith
Northwestern	Beebe (TE)	Wolitarysky	Still	Greene	Calhoun	T. Moore	Wright	Pirsig	Wozniak	Leidner	R. Smith
at Wisconsin	Beebe (TE)	Wolitarysky	Still	Greene	Wright	T. Moore	Mayes	Pirsig	Wozniak	Leidner	R. Smith
Washington State	Beebe (TE)	Brooks (RB)	Still	Greene	Wright	Matt Leidner	Mayes	Pirsig	Wozniak	Leidner	R. Smith

2016 MINNESOTA STARTING LINEUPS - DEFENSE

Opponent	DE	DT	DE/DT	DE/LB	LB	LB	LB/S	CB	S	S	CB
Oregon State	H. Ekpe	S. Ekpe	Stelter	Elmore	Celestin	Poock	Lynn	Hardin	Travis	Ayinde	Myrick
Indiana State	H. Ekpe	S. Ekpe	Stelter	Elmore	Huff	Poock	Lynn	Shenault	Travis	Ayinde	Myrick
Colorado State	H. Ekpe	Richardson	Stelter	Martin (LB)	Coughlin	Poock	Lynn	Shenault	Travis	McGhee	Myrick
at Penn State	H. Ekpe	S. Ekpe	Richardson	Elmore	Celestin	Poock	Winfield (S)	Shenault	Travis	Ayinde	Myrick
Iowa	H. Ekpe	Richardson	Stelter	DeLattiboudere	Celestin	Ralliss	Lynn	Hardin	Travis	Winfield	Myrick
at Maryland	H. Ekpe	Richardson	Stelter	DeLattiboudere	Celestin	Lynn	Winfield (S)	Hardin	Travis	McGhee	Myrick
Rutgers	H. Ekpe	S. Ekpe	Richardson	DeLattiboudere	Celestin	Lynn	Winfield (S)	Shenault	Travis	McGhee	Myrick
at Illinois	H. Ekpe	S. Ekpe	Richardson	DeLattiboudere	Celestin	Poock	Ju. Huff	Hardin	Travis	Winfield	Myrick
Purdue	Elmore	S. Ekpe	Richardson	DeLattiboudere	Poock	Lynn	Winfield (S)	Shenault	Travis	McGhee	Myrick
at Nebraska	H. Ekpe	S. Ekpe	Richardson	Elmore	Celestin	Lynn	Winfield (S)	Hardin	Travis	McGhee	Myrick
Northwestern	H. Ekpe	S. Ekpe	Richardson	Elmore	Celestin	Ralliss	Lynn	Hardin	Travis	McGhee	Myrick
at Wisconsin	H. Ekpe	S. Ekpe	Richardson	Elmore	Celestin	Ralliss	Lynn	Hardin	Travis	Winfield	Myrick
Washington State	H. Ekpe	S. Ekpe	Richardson	Cashman (LB)	Celestin	Lynn	McGhee (S)	Durr	Travis	Ayinde	Myrick

MINNESOTA SCORING DRIVES

OPPONENT	PLAYS-YDS	TOP	QTR	CLOCK	SCORING PLAY
Oregon State	6-28	2:48	2	12:05	Mitch Leidner 6-yard run (Carpenter kick)
Oregon State	7-59	3:21	2	5:37	Rodney Smith 4-yard run (Carpenter kick)
Oregon State	9-35	1:04	2	0:00	Emmit Carpenter 45-yard field goal
Oregon State	12-80	4:19	4	13:11	Rodney Smith 2-yard run (Carpenter kick)
Oregon State	8-57	3:18	4	1:27	Mitch Leidner 1-yard run (Leidner pass to Johnson failed)
Indiana State	10-60	4:14	1	10:46	Mitch Leidner 20-yard pass to Drew Wolitarsky (Carpenter kick)
Indiana State	4-38	1:39	1	0:07	Rodney Smith 1-yard run (Carpenter kick)
Indiana State	6-52	2:41	2	11:26	Mitch Leidner 6-yard pass to Drew Wolitarsky (Carpenter kick)
Indiana State	5-46	1:42	2	8:41	Mitch Leidner 13-yard pass to Tyler Johnson (Carpenter kick)
Indiana State	7-53	3:01	2	4:49	Kobe McCrary 6-yard run (Carpenter kick)
Indiana State	9-51	2:02	2	0:00	Emmit Carpenter 42-yard field goal
Indiana State	8-22	3:59	3	9:51	Emmit Carpenter 44-yard field goal
Indiana State	6-65	2:54	3	5:21	Mitch Leidner 22-yard pass to Brian Smith (Carpenter kick)
Indiana State	7-38	1:51	4	14:49	Emmit Carpenter 45-yard field goal
Indiana State	4-83	2:26	4	9:19	Kobe McCrary 50-yard (Carpenter kick)
Colorado State	11-94	5:38	1	2:56	Mitch Leidner 6-yard run (Carpenter kick)
Colorado State	9-75	4:02	2	11:44	Rodney Smith 5-yard run (Carpenter kick)
Colorado State	8-23	4:26	2	1:31	Emmit Carpenter 28-yard field goal
Colorado State	4-76	1:54	3	7:00	Shannon Brooks 9-yard run (Carpenter kick)
Colorado State	11-81	5:30	4	10:12	Rodney Smith 2-yard run (Carpenter kick)
at Penn State	10-53	4:08	1	0:55	Emmit Carpenter 37-yard field goal
at Penn State	9-63	4:41	2	2:06	Mitch Leidner 9-yard pass to Drew Wolitarsky (Carpenter kick)
at Penn State	9-70	1:12	2	0:01	Emmit Carpenter 35-yard field goal
at Penn State	8-87	3:58	4	13:29	Shannon Brooks 37-yard run (Carpenter kick)
at Penn State	11-58	4:40	4	0:54	Emmit Carpenter 37-yard field goal
at Penn State	4--3	---	OT	---	Emmit Carpenter 46-yard field goal
Iowa	8-58	3:53	3	6:17	Shannon Brooks 9-yard run (Carpenter kick)
at Maryland	3-16	1:18	2	13:27	Rodney Smith 8-yard run (Carpenter kick)
at Maryland	7-47	1:52	2	0:14	Conor Rhoda 17-yard pass to Shannon Brooks (Carpenter kick)
at Maryland	12-50	6:32	3	8:21	Emmit Carpenter 37-yard field goal
at Maryland	3-79	1:38	4	9:30	Rodney Smith 70-yard run (Carpenter kick)
at Maryland	---	---	4	1:08	Antoine Winfield 82-yard interception return (Carpenter kick)
Rutgers	10-67	4:59	1	10:01	Shannon Brooks 1-yard run (Carpenter kick)
Rutgers	8-75	4:02	1	1:55	Rodney Smith 6-yard run (Carpenter kick)
Rutgers	4-18	1:27	1	0:21	Mitch Leidner 2-yard run (Carpenter kick)
Rutgers	9-45	4:08	3	9:21	Emmit Carpenter 39-yard field goal
Rutgers	---	---	3	6:15	Rodney Smith 94-yard kickoff return (Carpenter kick)
Rutgers	13-59	3:55	4	0:06	Emmit Carpenter 28-yard field goal
at Illinois	1-9	0:07	1	12:49	Shannon Brooks 9-yard run (Carpenter kick)
at Illinois	1-20	0:07	1	2:16	Rodney Smith 20-yard run (Carpenter kick)
at Illinois	5-49	1:57	3	12:11	Rodney Smith 9-yard run (Carpenter kick)
at Illinois	12-70	5:28	4	14:56	Mitch Leidner 5-yard run (Carpenter kick)
at Illinois	---	---	4	12:13	Merrick Jackson sacks Jeff George Jr. for a safety
at Illinois	4-5	1:51	4	7:43	Emmit Carpenter 24-yard field goal
at Illinois	2-10	0:33	4	3:41	Kobe McCrary 5-yard run (Carpenter kick)
Purdue	5-47	2:10	1	12:50	Emmit Carpenter 52-yard field goal
Purdue	3-34	0:56	1	10:51	Rodney Smith 35-yard run (Carpenter kick)
Purdue	7-59	3:36	2	10:26	Emmit Carpenter 53-yard field goal
Purdue	8-63	3:45	2	4:27	Mitch Leidner 2-yard run (Carpenter kick)
Purdue	5-60	1:28	2	1:27	Emmit Carpenter 28-yard field goal (Carpenter kick)
Purdue	6-42	2:35	3	11:16	Rodney Smith 7-yard run (Carpenter kick)
Purdue	3-44	1:10	4	11:45	Mitch Leidner 9-yard run (Carpenter kick)
Purdue	4-26	1:04	4	1:30	Rodney Smith 14-yard run (Carpenter kick)
at Nebraska	14-75	7:33	1	7:27	Rodney Smith 3-yard run (Carpenter kick)
at Nebraska	9-54	4:39	2	4:54	Mitch Leidner 1-yard run (Carpenter kick)
at Nebraska	7-18	1:40	2	0:00	Emmit Carpenter 42-yard field goal
Northwestern	7-80	2:42	1	12:18	Rodney Smith 5-yard run (Carpenter kick failed)
Northwestern	7-66	3:18	2	7:40	Emmit Carpenter 19-yard field goal
Northwestern	4-5	0:45	2	0:21	Emmit Carpenter 42-yard field goal
Northwestern	9-38	4:16	3	6:28	Emmit Carpenter 30-yard field goal
Northwestern	12-80	6:26	4	6:46	Mitch Leidner 9-yard pass to Drew Wolitarsky (Carpenter kick)
Northwestern	2-15	0:15	4	2:31	Mitch Leidner 12-yard run (Carpenter kick)
at Wisconsin	12-72	4:49	1	10:11	Emmit Carpenter 21-yard field goal
at Wisconsin	1-13	0:05	2	9:05	Mitch Leidner 13-yard pass to Drew Wolitarsky (Carpenter kick)
at Wisconsin	7-68	2:10	2	0:53	Mitch Leidner 3-yard run (Carpenter kick)
Washington State	6-14	2:53	2	7:26	Emmit Carpenter 43-yard field goal
Washington State	10-84	5:22	3	3:23	Mitch Leidner 13-yard pass to Shannon Brooks (Carpenter kick)
Washington State	4-31	2:06	4	2:06	Rodney Smith 9-yard run (Carpenter kick)

OPPONENT SCORING DRIVES

OPPONENT	PLAYS-YDS	TOP	QTR	CLOCK	SCORING PLAY
Oregon State	9-89	4:20	1	5:52	Darell Garretson 6-yard pass to Noah Togiak (Owens kick)
Oregon State	6-62	1:02	2	1:04	Darell Garretson 30-yard pass to Victor Bolden (Owens kick)
Oregon State	---	---	3	5:37	Team Safety (Minnesota snapped ball out of end zone)
Oregon State	4:25	1:33	3	2:30	Darell Garretson 12-yard pass to Tim Cook (Owens kick)
Indiana State	11-85	4:12	1	1:46	Isaac Harker 7-yard pass to Robert Tonyan (Nunez kick)
Indiana State	4-54	1:36	3	8:15	Bob Pugh 10-yard pass to Isaac Harker (Nunez kick)
Indiana State	10-75	3:41	3	1:40	Isaac Harker 2-yard pass to Robert Tonyan (Nunez kick)
Indiana State	11-65	4:35	4	4:44	Isaac Harker 18-yard pass to Robert Tonyan (Nunez kick)
Colorado State	6-75	2:10	1	0:46	Marvin Kinsey 18-yard run (Bryan kick)
Colorado State	8-53	3:33	3	8:54	Detrich Clark 2-yard run (Bryan kick)
Colorado State	16-59	5:30	3	0:42	Wyatt Bryan 41-yard field goal
Colorado State	10-75	3:48	4	6:24	Collin Hill 15-yard pass to Michael Gallup (Bryan kick)
at Penn State	7-73	3:49	2	12:00	Tyler Davis 19-yard field goal (Davis kick)
at Penn State	3-80	0:52	3	9:54	Trace McSorley 80-yard pass to Irvin Charles (Davis kick)
at Penn State	5-33	0:57	3	7:28	Tyler Davis 27-yard field goal
at Penn State	6-85	2:06	3	2:27	Trace McSorley 6-yard run (Davis kick)
at Penn State	8-53	0:52	4	0:02	Tyler Davis 40-yard field goal
at Penn State	1-25	---	OT	---	Saquon Barkley 25-yard run (kick not necessary)
Iowa	10-60	4:27	2	13:32	Keith Duncan 22-yard field goal
Iowa	10-60	4:50	3	10:10	Keith Duncan 28-yard field goal
Iowa	1-54	0:08	4	5:28	Akrum Wadley 54-yard run (Daniels 2-yard run)
at Maryland	10-57	3:29	4	11:15	Adam Greene 32-yard field goal
at Maryland	10-87	3:42	4	5:42	Tyrrell Pigrome 11-yard pass to D.J. Moore (Greene kick)
Rutgers	10-59	4:04	1	5:57	David Bonagura 29-yard field goal
Rutgers	11-55	4:10	2	7:51	Giovanni Rescigno 3-yard pass to Justin Goodwin (Bonagura kick)
Rutgers	4-65	1:31	3	13:29	Giovanni Rescigno 37-yard pass to Andrew Patton (Bonagura kick)
Rutgers	---	---	3	6:29	Damon Hayes 55-yard interception return (Bonagura kick)
Rutgers	15-90	6:31	4	11:54	Giovanni Rescigno 18-yard pass to Jawuan Harris (Rescigno pass failed)
Rutgers	4-1	1:12	4	4:01	David Bonagura 39-yard field goal
at Illinois	7-69	3:08	1	5:11	Ke'Shawn Vaughn 3-yard run (McLaughlin kick)
at Illinois	9-63	3:58	3	5:24	Jeff George Jr. 16-yard pass to Zach Grant (McLaughlin kick)
at Illinois	10-30	2:35	4	5:08	Chase McLaughlin 53-yard field goal
Purdue	6-75	1:56	1	8:55	David Blough 20-yard pass to Cole Herdman (Dellinger kick)
Purdue	3-88	1:13	1	2:10	David Blough 89-yard pass to Cameron Posey (Dellinger kick)
Purdue	4-75	1:32	2	2:55	David Blough 60-yard pass to DeAngelo Yancey (Dellinger kick)
Purdue	1-2	0:05	2	0:00	David Blough 2-yard pass to Brycen Hopkins (Dellinger kick)
Purdue	9-52	3:47	4	5:10	J.D. Dellinger 34-yard field goal
at Nebraska	9-36	4:45	1	2:42	Drew Brown 46-yard field goal
at Nebraska	5-64	2:10	2	13:24	Tommy Armstrong 35-yard pass to Tre Bryant (Brown kick)
at Nebraska	11-79	5:40	3	9:16	Tommy Armstrong 31-yard pass to Terrell Newby (Brown kick)
at Nebraska	13-91	5:40	4	7:17	Tommy Armstrong 13-yard run (Brown kick)
Northwestern	12-75	4:18	3	2:17	Justin Jackson 4-yard run (Jackson rush failed)
Northwestern	11-78	4:00	4	2:46	Clayton Thorson 9-yard pass to Flynn Nagel (Thorson pass failed)
at Wisconsin	10-80	5:34	2	9:19	Alec Ingold 1-yard run (Endicott kick)
at Wisconsin	12-60	5:57	3	9:03	Andrew Endicott 33-yard field goal
at Wisconsin	3-19	1:17	4	11:58	Corey Clement 2-yard run (Endicott kick)
at Wisconsin	3-87	1:19	4	6:42	Corey Clement 2-yard run (Endicott kick)
at Wisconsin	1-8	0:05	4	6:15	Dare Ogunbowale 8-yard run (Endicott kick)
Washington State	17-76	6:33	1	6:23	Erik Powell 26-yard field goal
Washington State	7-14	1:56	2	0:33	Erik Powell 41-yard field goal
Washington State	10-79	1:42	4	0:19	Luke Falk 8-yard pass to Kyle Sweet (Falk pass failed)

MINNESOTA INDIVIDUAL GAME HIGHS

Rushes	25	Smith, Rodney vs Oregon State (Sept 1, 2016)
Yards Rushing	176	McCrary, Kobe vs Indiana State (Sep 10, 2016)
TD Rushes	3	Smith, Rodney vs Purdue (Nov 05, 2016)
Long Rush	70	Smith, Rodney at Maryland (Oct 15, 2016)
Pass attempts	40	Leidner, Mitch at Penn State (Oct 01, 2016)
Pass completions	24	Leidner, Mitch at Penn State (Oct 01, 2016)
Yards Passing	295	Leidner, Mitch vs Indiana State (Sep 10, 2016)
TD Passes	4	Leidner, Mitch vs Indiana State (Sep 10, 2016)
Long Pass	62	Leidner, Mitch vs Northwestern (Nov 19, 2016)
Receptions	8	Wolitarsky,Drew vs Indiana State (Sep 10, 2016)
		Wolitarsky,Drew at Nebraska (Nov 12, 2016)
Yards Receiving	125	Wolitarsky,Drew vs Indiana State (Sep 10, 2016)
TD Receptions	2	Wolitarsky,Drew vs Indiana State (Sep 10, 2016)
Long Reception	62	Still, Rashad vs Northwestern (Nov 19, 2016)
Field Goals	4	Carpenter,Emmit at Penn State (Oct 01, 2016)
Long Field Goal	53	Carpenter,Emmit vs Purdue (Nov 05, 2016)
Punts	9	Santos, Ryan vs Iowa (Oct 08, 2016)
Punting Avg	46.0	Santos, Ryan vs Indiana State (Sep 10, 2016)
Long Punt	60	Santos, Ryan at Maryland (Oct 15, 2016)
Punts inside 20	4	Santos, Ryan vs Oregon State (Sept 1, 2016)
		Santos, Ryan at Illinois (Oct 29, 2016)
		Santos, Ryan vs Washington State (Dec 27, 2016)
Long Punt Return	20	Hardin, KiAnte at Illinois (Oct 29, 2016)
Long Kickoff Return	94	Smith, Rodney vs Rutgers (Oct 22, 2016)
Tackles	13	Celestin, J vs Iowa (Oct 08, 2016)
Sacks	2.0	Devers, Tai'yon vs Oregon State (Sept 1, 2016)
		Ekpe, Hendrick vs Rutgers (Oct 22, 2016)
		Cashman, Blake vs Purdue (Nov 05, 2016)
		Richardson, S vs Purdue (Nov 05, 2016)
		Cashman, Blake vs Northwestern (Nov 19, 2016)
		Richardson, S vs Northwestern (Nov 19, 2016)
Tackles For Loss	4.0	Richardson, S vs Colorado State (Sep 24, 2016)
Interceptions	1	Travis,Damarius vs Colorado State (Sep 24, 2016)
		Hardin, KiAnte vs Iowa (Oct 08, 2016)
		Martin, Kamal vs Iowa (Oct 08, 2016)
		Winfield, A at Maryland (Oct 15, 2016)
		Hardin, KiAnte at Maryland (Oct 15, 2016)
		Travis,Damarius vs Rutgers (Oct 22, 2016)
		Myrick, Jalen vs Rutgers (Oct 22, 2016)
		McGhee, D vs Purdue (Nov 05, 2016)
		Ayinde,Adekunle vs Washington State (Dec 27, 2016)

MINNESOTA TEAM GAME HIGHS

Rushes	53	vs Rutgers (Oct 22, 2016)
Yards Rushing	292	vs Indiana State (Sep 10, 2016)
Yards Per Rush	6.6	vs Indiana State (Sep 10, 2016)
TD Rushes	5	at Illinois (Oct 29, 2016)
		vs Purdue (Nov 05, 2016)
Pass attempts	41	at Penn State (Oct 01, 2016)
Pass completions	24	at Penn State (Oct 01, 2016)
Yards Passing	301	vs Indiana State (Sep 10, 2016)
Yards Per Pass	10.0	vs Purdue (Nov 05, 2016)
TD Passes	4	vs Indiana State (Sep 10, 2016)
Total Plays	89	at Penn State (Oct 01, 2016)
Total Offense	593	vs Indiana State (Sep 10, 2016)
Yards Per Play	7.8	vs Indiana State (Sep 10, 2016)
Points	58	vs Indiana State (Sep 10, 2016)
Sacks By	7	vs Northwestern (Nov 19, 2016)
First Downs	31	vs Indiana State (Sep 10, 2016)
		at Penn State (Oct 01, 2016)
Penalties	10	vs Indiana State (Sep 10, 2016)
		vs Washington State (Dec 27, 2016)
Penalty Yards	83	at Penn State (Oct 01, 2016)
Turnovers	4	at Wisconsin (Nov 26, 2016)
Interceptions By	2	vs Iowa (Oct 08, 2016)
		at Maryland (Oct 15, 2016)
		vs Rutgers (Oct 22, 2016)

Punts	9	vs Iowa (Oct 08, 2016)
Punting Avg	46.0	vs Indiana State (Sep 10, 2016)
Long Punt	60	at Maryland (Oct 15, 2016)
Punts inside 20	4	vs Oregon State (Sept 1, 2016)
		at Illinois (Oct 29, 2016)
		vs Washington State (Dec 27, 2016)
Long Punt Return	20	at Illinois (Oct 29, 2016)

OPPONENT INDIVIDUAL GAME HIGHS

Rushes	26	Clement, Corey, at Wisconsin (Nov 26, 2016)
Yards Rushing	107	Wadley, Akrum, vs Iowa (Oct 08, 2016)
TD Rushes	2	Clement, Corey, at Wisconsin (Nov 26, 2016)
Long Rush	71	Peavy, Jazz, at Wisconsin (Nov 26, 2016)
Pass attempts	51	Falk, Luke, vs Washington State (Dec 27, 2016)
Pass completions	30	Falk, Luke, vs Washington State (Dec 27, 2016)
Yards Passing	391	Blough, David, vs Purdue (Nov 05, 2016)
TD Passes	4	Blough, David, vs Purdue (Nov 05, 2016)
Long Pass	89	Blough, David, vs Purdue (Nov 05, 2016)
Receptions	10	Jacobs, L., at Maryland (Oct 15, 2016)
Yards Receiving	128	Posey, Cameron, vs Purdue (Nov 05, 2016)
TD Receptions	3	Tonyan, Robert, vs Indiana State (Sep 10, 2016)
Long Reception	89	Posey, Cameron, vs Purdue (Nov 05, 2016)
Field Goals	3	Davis, Tyler, at Penn State (Oct 01, 2016)
Long Field Goal	53	McLaughlin, C., at Illinois (Oct 29, 2016)
Punts	8	Schopper, Joe, vs Purdue (Nov 05, 2016)
Punting Avg	45.5	Powell, Erik, vs Washington State (Dec 27, 2016)
Long Punt	60	Lotti, Anthony, at Wisconsin (Nov 26, 2016)
Punts inside 20	4	Schopper, Joe, vs Purdue (Nov 05, 2016)
		Lotti, Anthony, at Wisconsin (Nov 26, 2016)
Long Punt Return	22	King, Desmond, vs Iowa (Oct 08, 2016)
Long Kickoff Return	46	Pugh, Bob, vs Indiana State (Sep 10, 2016)
Tackles	22	Allen, Marcus, at Penn State (Oct 01, 2016)
Sacks	1.5	Watt, T.J., at Wisconsin (Nov 26, 2016)
Tackles For Loss	2.5	Queiro, Kyle, vs Northwestern (Nov 19, 2016)
Interceptions	2	Shelton, S., at Wisconsin (Nov 26, 2016)

OPPONENT TEAM GAME HIGHS

Rushes	48	vs Colorado State (Sep 24, 2016)
Yards Rushing	210	at Wisconsin (Nov 26, 2016)
Yards Per Rush	4.9	at Nebraska (Nov 12, 2016)
TD Rushes	4	at Wisconsin (Nov 26, 2016)
Pass attempts	51	vs Washington State (Dec 27, 2016)
Pass completions	30	vs Washington State (Dec 27, 2016)
Yards Passing	391	vs Purdue (Nov 05, 2016)
Yards Per Pass	8.0	vs Purdue (Nov 05, 2016)
TD Passes	4	vs Indiana State (Sep 10, 2016)
		vs Purdue (Nov 05, 2016)
Total Plays	79	vs Colorado State (Sep 24, 2016)
Total Offense	471	at Penn State (Oct 01, 2016)
Yards Per Play	6.7	at Penn State (Oct 01, 2016)
Points	32	vs Rutgers (Oct 22, 2016)
Sacks By	5	at Wisconsin (Nov 26, 2016)
First Downs	24	vs Colorado State (Sep 24, 2016)
Penalties	9	at Maryland (Oct 15, 2016)
Penalty Yards	81	at Nebraska (Nov 12, 2016)
Turnovers	4	at Maryland (Oct 15, 2016)
Interceptions By	4	at Wisconsin (Nov 26, 2016)
Punts	8	vs Purdue (Nov 05, 2016)
		vs Washington State (Dec 27, 2016)
Punting Avg	45.3	at Maryland (Oct 15, 2016)
Long Punt	60	at Wisconsin (Nov 26, 2016)
Punts inside 20	4	vs Iowa (Oct 08, 2016)
		vs Purdue (Nov 05, 2016)
		at Wisconsin (Nov 26, 2016)
Long Punt Return	22	vs Iowa (Oct 08, 2016)

25+ YARD PLAYS

Yards	Type	Player(s)	Opponent
94*	Kick Return	Rodney Smith	Rutgers
82*	Interception Return	Antoine Winfield Jr.	at Maryland
70*	Rush	Rodney Smith	at Maryland
69	Kick Return	KiAnte Hardin	at Wisconsin
62	Pass	Rashad Still from Mitch Leidner	Northwestern
56	Kick Return	Jalen Myrick	Oregon State
51	Pass	Eric Carter from Mitch Leidner	Purdue
50*	Rush	Kobe McCrary	Indiana State
46	Pass	Rashad Still from Mitch Leidner	Purdue
43	Rush	Kobe McCrary	Indiana State
38	Kick Return	Rodney Smith	Washington State
37*	Rush	Shannon Brooks	at Penn State
35	Pass	Drew Wolitarsky from Mitch Leidner	at Wisconsin
35*	Rush	Rodney Smith	Purdue
35	Pass	Drew Wolitarsky from Mitch Leidner	at Illinois
35	Rush	Shannon Brooks	Colorado State
34	Pass	Brian Smith from Mitch Leidner	Rutgers
34	Pass	Tyler Johnson from Mitch Leidner	Rutgers
32	Kick Return	KiAnte Hardin	at Illinois
34	Kick Return	KiAnte Hardin	Iowa
32	Rush	Mitch Leidner	at Wisconsin
32	Rush	Shannon Brooks	Northwestern
32	Kick Return	Rodney Smith	Iowa
32	Pass	Drew Wolitarsky from Mitch Leidner	Colorado State
31	Rush	Rodney Smith	at Nebraska
31	Interception Return	KiAnte Hardin	Iowa
31	Rush	Rodney Smith	Colorado State
30	Kick Return	Rashad Still	Northwestern
29	Pass	Drew Wolitarsky from Mitch Leidner	at Nebraska
29	Kick Return	Jalen Myrick	Rutgers
29	Pass	Drew Wolitarsky from Mitch Leidner	Colorado State
28	Rush	Rodney Smith	Purdue
27	Pass	Rodney Smith from Mitch Leidner	Rutgers
27	Rush	Rodney Smith	Oregon State
26	Pass	Shannon Brooks from Mitch Leidner	Northwestern
26	Pass	Rashad Still from Conor Rhoda	at Maryland
26	Pass	Nate Wozniak from Mitch Leidner	Indiana State
26	Pass	Rodney Smith from Mitch Leidner	at Wisconsin
25	Pass	Tyler Johnson from Mitch Leidner	at Nebraska
25	Kick Return	Jalen Myrick	Rutgers
25	Kick Return	Rodney Smith	Rutgers
25	Pass	Brian Smith from Mitch Leidner	at Penn State
25	Kick Return	Jalen Myrick	Indiana State
25	Pass	Nate Wozniak from Mitch Leidner	Oregon State

* play resulted in a touchdown

LONG PLAYS BY THE NUMBERS

Long Plays By Yards	No.	TD
100+	0	0
90-99	1	1
80-89	1	1
70-79	1	1
60-69	2	0
50-59	3	1
40-49	2	0
30-39	18	2
25-29	16	0

Long Plays (25+) By Type	No.	TD
Rushing	12	4
Passing	18	0
Kick returns	12	1
Punt returns	0	0
Interceptions	2	1
Fumble returns	0	0
Other	0	0
TOTAL	44	6

25-YARD PLUS BY PLAYER

Player	No.	TD	R	P	KR	PR	IR	FR	OTH
Rodney Smith	12	3	6	2	4	0	0	0	0
Drew Wolitarsky	5	0	0	5	0	0	0	0	0
Shannon Brooks	4	1	3	1	0	0	0	0	0
Rashad Still	4	0	0	3	1	0	0	0	0
Jalen Myrick	4	0	0	0	4	0	0	0	0
KiAnte Hardin	4	0	0	0	3	0	1	0	0
Kobe McCrary	2	1	2	0	0	0	0	0	0
Tyler Johnson	2	0	0	2	0	0	0	0	0
Nate Wozniak	2	0	0	2	0	0	0	0	0
Brian Smith	2	0	0	2	0	0	0	0	0
Antoine Winfield Jr.	1	1	0	0	0	0	1	0	0
Mitch Leidner	1	0	1	0	0	0	0	0	0
Eric Carter	1	0	0	1	0	0	0	0	0
TOTAL	44	6	12	18	12	0	2	0	0

LONGEST PLAYS OF THE YEAR

- Rushing**
 - 70 Rodney Smith at Maryland (10/15/16)
- Rushing Touchdown**
 - 70 Rodney Smith at Maryland (10/15/16)
- Passing**
 - 62 Rashad Still from Mitch Leidner vs. Northwestern (11/19/16)
- Passing Touchdown**
 - 22 Brian Smith from Mitch Leidner vs. Indiana State (9/10/16)
- Punt Return**
 - 20 KiAnte Hardin at Illinois (10/29/16)
- Kick Return**
 - 94 Rodney Smith vs. Rutgers (10/22/16)
- Interception Return**
 - 82 Antoine Winfield at Maryland (10/15/16)
- Punt**
 - 60 Ryan Santoso at Maryland (10/15/16)
- Field Goal**
 - 53 Ryan Santoso vs. Purdue (11/5/16)

MINNESOTA INDIVIDUAL GAME

250+ yards rushing:	258, Laurence Maroney vs Wisconsin, 10/15/05
200+ yards rushing:	207, David Cobb vs San Jose State, 9/20/14
150+ yards rushing:	153, Rodney Smith vs Purdue, 11/5/16
100+ yards rushing:	153, Rodney Smith vs Purdue, 11/5/16
QB with 100+ yards rushing:	111, Mitch Leidner at Nebraska, 11/22/14
QB with 100 rushing/200 passing:	110 rush/211 pass, MarQueis Gray vs NMSU, 9/10/11
2 players with 100+ yards rushing:	104, Rodney Smith and 104 Shannon Brooks at Penn State, 10/1/16
Player with consecutive 100-yd games:	144; 111; 100; 153, Rodney Smith at Maryland 10/15/16, vs Rutgers 10/22/16, at Illinois 10/29/16 and vs Purdue 11/5/16
Player with three straight 100-yd games:	144; 111; 100; 153, Rodney Smith at Maryland 10/15/16, vs Rutgers 10/22/16, at Illinois 10/29/16 and vs Purdue 11/5/16
Player with four straight 100-yd games:	144; 111; 100; 153, Rodney Smith at Maryland 10/15/16, vs Rutgers 10/22/16, at Illinois 10/29/16 and vs Purdue 11/5/16
50+ yard rush play:	70 (TD) Rodney Smith at Maryland, 10/15/16
Four or more TDs rushing:	4, Mitch Leidner vs San Jose State, 9/21/13
Three or more TDs rushing:	3, Rodney Smith vs Purdue, 11/5/16
Two or more TDs rushing:	3, Rodney Smith vs Purdue, 11/5/16
25+ rushing attempts:	25, Rodney Smith vs Oregon State, 9/1/16
30+ rushing attempts:	30, Rodney Smith vs Kent State, 9/19/15
40+ rushing attempts:	43, Laurence Maroney vs Wisconsin, 10/15/05
200+ yards receiving:	228, Ryan Thelwell vs Ball State, 9/14/96
100+ yards receiving:	101, Brian Smith at Penn State, 10/1/16
2 receivers with 100+ yards rcvng:	106, KJ Maye and 105, Brandon Lingen at Iowa, 11/14/15
10 or more receptions:	10, KJ Maye at Ohio State, 11/7/15
Five or more TDs receiving:	5, Omar Douglas vs Purdue, 10/9/93
Four or more TDs receiving:	4, Logan Payne vs Temple, 9/16/06
Three or more TDs receiving:	3, Maxx Williams vs Iowa, 11/8/14
Two or more TDs receiving:	2, Drew Wolitarsky vs Indiana State 9/10/16
450+ yards passing:	478, Tim Schade vs Penn State, 9/4/93
400+ yards passing:	416, Adam Weber vs Michigan State, 10/31/09
350+ yards passing:	373, Adam Weber vs Northern Illinois, 9/25/10
300+ yards passing:	317, Mitch Leidner vs Michigan, 10/31/15
Consecutive 300-yard passing gms:	2, Mitch Leidner vs Nebraska (301, 10/17/15) and Michigan (317, 10/31/15)
Consecutive 250-yard passing gms:	4, Mitch Leidner vs Nebraska (301, 10/17/15), Michigan (317, 10/31/15), at Ohio State (281, 11/7/15) and at Iowa (259, 11/14/15)
50+ yard pass play:	62, Mitch Leidner to Rashad Still vs Northwestern, 11/19/16
Six or more TDs passing:	6, Scott Eckers vs Purdue, 10/9/93
Five or more TDs passing:	5, Adam Weber vs Michigan State, 10/31/09
Four or more TDs passing:	4, Mitch Leidner vs Indiana State 9/10/16
Three or more TDs passing:	4, Mitch Leidner vs Indiana State 9/10/16
Two or more TDs passing:	4, Mitch Leidner vs Indiana State 9/10/16
30+ passing attempts:	33, Mitch Leidner vs Iowa 10/8/16
40+ passing attempts:	40, Mitch Leidner at Penn State, 10/1/16
50+ passing attempts:	51, Adam Weber vs Northwestern, 11/1/08
20+ completions:	24, Mitch Leidner at Penn State, 10/1/16
25+ completions:	27, Mitch Leidner at Ohio State, 11/7/15
30+ completions:	31, Adam Weber vs Northern Illinois, 9/25/10
500+ yds. total offense:	536, Tim Schade vs Penn State, 9/4/93 (school record)
400+ yds. total offense:	411, Adam Weber vs Michigan State, 10/31/09
300+ all-purpose yards:	333, Laurence Maroney vs Purdue, 9/24/05
200+ all-purpose yards:	257, Rodney Smith vs Rutgers, 10/22/16
Five or more field goals:	5, Dan Nystrom vs Arkansas, 12/30/02
Four or more field goals:	4, Emmitt Carpenter at Penn State, 10/1/16
Three or more field goals:	3 Emmitt Carpenter vs Northwestern, 11/19/16
Two or more field goals:	3 Emmitt Carpenter vs Northwestern, 11/19/16
Two or more 50+ field goals:	2, Emmitt Carpenter vs Purdue, 11/5/16 (28, 52, 53)
Three or more 40+ field goals:	3, Emmitt Carpenter vs Indiana State 9/10/16 (42, 44, 45)
Three or more interceptions:	3, Jeff Wright vs Michigan St., 11/14/70
Two or more interceptions:	2, Jalen Myrick at Purdue, 10/10/15
Two or more forced fumbles:	2, Tai'yon Devers vs Oregon State, 9/1/16
Blocked punt:	Eric Murray vs Iowa, 11/8/14
Blocked punt return for TD:	Logan Hutton vs Eastern Illinois, 8/28/14
Blocked field goal:	De'Vondre Campbell vs San Jose State, 9/20/14
Blocked FG return for TD:	Martez Shabazz vs UNLV (51 yards), 8/29/13
Blocked PAT:	Ra'Shede Hageman vs Western Illinois, 9/14/13
PAT Return for Defensive PAT:	Mario Reese at Wisconsin, 10/14/06

THE LAST TIME

Int. return for TD:	Antoine Winfield Jr. (82 yards) at Maryland, 10/15/16
Punt return for TD:	Marcus Jones at New Mexico State (65 yards), 9/7/13
Kickoff return for TD:	Rodney Smith (94 yards) vs Rutgers, 10/22/16
PR return TD/KR return TD same season:	Marcus Jones, 2013 (KR vs UNLV, PR at NMSU)
Fumble return for TD:	Aaron Hill (50 yards) at New Mexico State, 9/7/13
Safety:	Merrick Jackson sack in end zone at Illinois, 10/29/16
Made 2-pt. conversion:	Mitch Leidner pass to KJ Maye, vs Central Michigan, 12/28/15
Missed 2-pt. conversion:	Leidner pass to Tyler Johnson failed vs Oregon State, 9/1/16
Missed PAT:	Emmit Carpenter vs Northwestern, 11/19/16
Defensive extra point:	Mario Reese, INT return, at Wisconsin, 10/14/06

OPPONENT INDIVIDUAL GAME

300+ yards rushing:	301, Anthony Davis, at Wisconsin, 11/23/02
250+ yards rushing:	266, Le'Veon Bell, vs Michigan State, 11/24/12
200+ yards rushing:	266, Le'Veon Bell, vs Michigan State, 11/24/12
150+ yards rushing:	155, Dare Ogunbowale, vs Wisconsin, 11/28/15
100+ yards rushing:	100, Corey Clement, at Wisconsin, 11/26/16
2 players with 100+ yards rushing:	157, Marcus Murphy and 114 Russell Hansbrough, vs Missouri, 1/1/15
Three or more TDs rushing:	3, LeShun Daniels, at Iowa, 11/14/15
50+ yard rush play:	54, Akrum Wadley, vs Iowa, 10/8/16
25+ rushing attempts:	26, Corey Clement, at Wisconsin, 11/26/16
30+ rushing attempts:	33, Dare Ogunbowale, vs Wisconsin, 11/28/15
40+ rushing attempts:	45, Anthony Davis, at Wisconsin, 11/23/02
400+ yards passing:	439, David Fales, vs San Jose State, 9/21/13
300+ yards passing:	391, David Blough, vs Purdue, 11/15/16
200+ yards passing:	264, Luke Falk, vs. Washington State, 12/27/16
50+ yard pass play:	60, David Blough to DeAngelo Yancey, vs Purdue, 11/5/16
30+ pass attempts:	51, Luke Falk, vs. Washington State, 12/27/16
40+ pass attempts:	51, Luke Falk, vs. Washington State, 12/27/16
50+ pass attempts:	51, Luke Falk, vs. Washington State, 12/27/16
20+ completions:	30, Luke Falk, vs. Washington State, 12/27/16
25+ completions:	30, Luke Falk, vs. Washington State, 12/27/16
30+ completions:	30, Luke Falk, vs. Washington State, 12/27/16
4+ TD passes:	4, David Blough, vs Purdue, 11/15/16
150+ yards receiving:	160, Alex Erickson, at Wisconsin, 11/29/14
100+ yards receiving:	128 and 126, Cameron Posey (128) and DeAngelo Yancey (126), vs Purdue, 11/5/16
10+ receptions:	11, Malik Turner, vs Illinois, 11/21/15
3+ TD receptions:	3, Robert Tonyan, vs Indiana State, 9/10/16
Four+ field goals:	4, Dan Conroy, vs Michigan State, 11/24/12
Blocked a punt:	Chase Pennycook, vs Middle Tennessee, 9/6/14
Blocked a field goal:	Randy Gregory, at Nebraska, 11/22/14
Blocked field goal returned for TD:	Nate Gerry, at Nebraska, 11/22/14
Missed PAT:	David Bonagura, vs Rutgers, 10/22/16 (wide)
Blocked PAT:	Simon Connette, vs San Jose State, 9/21/13
Made 2-pt. conversion:	Wilton Speight to Amara Darboh, vs Michigan, 10/31/15
Missed 2-pt. conversion:	C.J. Beathard, at Iowa, rush failed, 11/14/15
Punt return for TD:	Nick Dugas (68 yds.), at UL-Lafayette, 9/7/02
Blocked punt ret. for TD:	Zach Domicone (rec. in end zone), vs Ohio State, 10/30/10
Kickoff return for TD:	JaKeem Grant, 99 yards, vs Texas Tech, 12/28/12
Int. return for TD:	Damon Hayes, 55 yards, vs Rutgers, 10/22/16
Two Int. returns for TD:	Marcus Williams (52, 40 yards), vs North Dakota State, 9/24/11
Fumble return for TD:	Anthony Walker (13 yards) at Northwestern, 10/3/15
Fumble recovered for TD:	Richard Willock (rec. in end zone), vs Iowa, 11/23/96
Safety:	Devon Still, vs Penn State, 10/23/10

THE LAST TIME: MINNESOTA TEAM

100+ points:	146 vs Grinnell (W, 146-0), 10/22/1904
80+ points:	81 vs Butler (W, 81-0), 11/13/26
60+ points:	63 vs Indiana (W, 63-26), 11/4/06
50+ points:	58 vs Indiana State (W, 58-28) 9/10/16
40+ points:	44 vs Purdue (W, 44-31) 11/5/16
30+ points:	44 vs Purdue (W, 44-31) 11/5/16
0 points:	at Northwestern (L, 0-27), 10/3/15
0 points on the road:	at Northwestern (L, 0-27), 10/3/15
0 points at home:	vs Iowa (L, 0-55), 11/22/08
0 points in first half:	vs Iowa (L, 7-14), 10/8/16
0 points in second half:	at Wisconsin (L, 17-31) 11/26/16
No TDs in first half:	vs Washington State (W, 17-12), 12/27/16
No offensive TDs in first half:	vs Washington State (W, 17-12), 12/27/16
No offensive TDs in second half:	at Wisconsin (L, 17-31), 11/26/16
No offensive TDs in game:	at Northwestern (L, 0-27), 10/3/15
Shut out an opponent:	vs Temple (W, 62-0), 9/16/06
Shut out an opponent on the road:	at Kent State (W 44-0), 8/31/06
Shut out an opponent at home:	vs Temple (W, 62-0), 9/16/06
TDs on offense, defense, special teams:	at New Mexico State, 9/7/13 (W, 44-21)
30+ first downs:	31 at Penn State, 10/1/16
<10 first downs:	7 vs Michigan State, 11/24/12
400+ rushing yards:	411 vs Wisconsin, 10/15/05
300+ rushing yards:	326 at Purdue, 10/10/15
200+ rushing yards:	235 vs Purdue, 11/5/16
<100 net rushing yards:	85 at Nebraska, 11/12/16
7+ rushing touchdowns:	7 at Northwestern, 10/4/1980 (W, 49-21)
6+ rushing touchdowns:	6 vs San Jose State, 9/21/13 (W, 43-24)
5+ rushing touchdowns:	5 vs Purdue, 11/5/16 (W, 44-31)
4+ rushing touchdowns:	5 vs Purdue, 11/5/16 (W, 44-31)
4+ rushing touchdowns (no QB):	4 vs Western Illinois, 9/14/13, (W, 29-12)
5+ rushing touchdowns on road:	5 at Illinois, 10/29/16 (W, 40-17)
4+ rushing touchdowns on road:	5 at Illinois, 10/29/16 (W, 40-17)
<100 net passing yards:	88 vs Illinois, 11/21/15
700+ total net yards:	704 vs Toledo, 9/4/04
600+ total net yards:	704 vs Toledo, 9/4/04
500+ total net yards:	593 vs Indiana State, 9/10/16
400+ total net yards:	466 vs Purdue, 11/5/16
<200 total net yards:	173 at Northwestern, 10/3/15
<100 total net yards:	96 vs Michigan State, 11/24/12
100+ yards in penalties:	157 vs Michigan State, 10/31/09
Forced 4 or more turnovers:	4 at Maryland, 10/15/16
Forced 3 or more fumbles:	3 (recovered 1) at Wisconsin, 11/29/14
3+ fumble recoveries:	3 at Illinois, 10/29/16
3+ interceptions:	3 at Purdue, 10/10/15
Committed 5 or more turnovers:	5 vs Wisconsin, 11/28/15
Attempted an onside kick:	vs Central Michigan, 12/28/15
Recovered an onside kick:	vs Iowa, 10/29/11
Played an overtime game:	at Penn State (L, 29-26 in OT) 10/1/16
Won an overtime game:	at Colorado State (W, 23-20 in OT) 9/12/15
Lost an overtime game:	at Penn State (L, 29-26 in OT) 10/1/16
Won vs. Top 25 Team	at No. 21 (AP) Nebraska, 11/22/14 (W, 28-24)
Won vs. Top 25 Team On Road	at No. 21 (AP) Nebraska, 11/22/14 (W, 28-24)
Attempted a fake field goal:	vs Michigan, 11/3/12 (did not convert)
Attempted a fake punt:	at Michigan State, 11/30/13 (Maxx Williams seven-yard rush, converted)

THE LAST TIME: OPPONENT TEAM

400+ yards rushing:	448, at Illinois, 11/3/07
300+ yards rushing:	337, vs Missouri, 1/1/15
200+ yards rushing:	210, at Wisconsin, 11/26/16
< 100 yards rushing:	39, vs Washington State, 12/27/16
400+ yards passing:	439, vs San Jose State, 9/21/13
300+ yards passing:	391, vs Purdue, 11/5/16
<100 yards passing:	79, vs Wisconsin, 11/28/15
600+ total net yards:	655, at Illinois, 11/3/07
500+ total net yards:	506, at Iowa, 11/14/15
400+ total net yards:	414, vs Purdue, 11/5/16
300+ total net yards:	339, vs Northwestern, 11/19/16
< 200 total net yards:	142, vs Kent State, 9/19/15
30+ first downs:	30, at Wisconsin, 10/9/10
<10 first downs:	8, vs Kent State, 9/19/15
60+ points:	63, at Oklahoma, (W, 63-0), 9/20/86
50+ points:	58, at Michigan (W, 58-0), 10/1/11
40+ points:	40, at Iowa, (W, 40-35), 11/14/15
30+ points:	31, at Wisconsin, 11/26/16
0 points:	vs Temple, (L, 0-62), 9/16/06
0 points in first half:	vs Northwestern (L 29-12), 11/19/16
0 points in second half:	vs San Jose State (L 7-24), 9/20/14
No offensive TDs in first half:	vs Washington State (L, 12-17), 12/27/16
No offensive TDs in second half:	vs Wisconsin (W, 31-21), 11/28/15
No offensive TDs entire game:	vs Kent State (L, 10-7), 9/19/15
Safety:	Minnesota snap into end zone, vs Oregon St., 9/1/16
100+ yards in penalties:	135, vs Texas Tech, 12/28/12
No penalties	at Purdue, 10/10/15
Attempted an onside kick:	vs Washington State, 12/27/16 (did not convert)

OREGON STATE MINNESOTA

23
30

Sept. 1, 2016 • Minneapolis, Minn. • TCF Bank Stadium
Attendance: 44,582 (stadium record)

SCOREBOARD	1	2	3	4	FINAL
OREGON STATE (0-1)	7	7	9	0	23
MINNESOTA (1-0)	0	17	0	13	30

FIRST QUARTER

05:52 OSU Togatj 6 yd pass from Garretson (Owens kick)

SECOND QUARTER

12:05 MINN Leidner 6 yd run (Carpenter kick)

05:37 MINN Smith, R. 4 yd run (Carpenter kick)

01:04 OSU Bolden 30 yd pass from Garretson (Owens kick)

00:00 MINN Carpenter 45 yd field goal

THIRD QUARTER

05:37 OSU TEAM safety

02:30 OSU Cook 12 yd pass from Garretson (Owens kick)

FOURTH QUARTER

13:11 MINN Smith, R. 2 yd run (Carpenter kick)

01:27 MINN Leidner 1 yd run (Leidner pass failed)

weather: 70, clear • kickoff: 8:04 p.m. (CDT) • time of game: 3:22

TEAM STATISTICS

First Downs	OSU	MINN
Rushing	18	21
Passing	4	11
Penalty	11	8
RUSHES-YARDS (NET)	34-89	47-150
PASSING YARDS (NET)	228	130
Passes Comp-Att-Int	25-40-0	13-27-0
TOTAL OFFENSIVE PLAYS-YARDS	74-317	74-280
Fumbles: Number-Lost	2-2	3-1
Penalties: No.-Yds.	4-55	8-70
Punts (Number-Avg.)	6-39.8	6-41.2
Punt Returns: No.-Yds.	3-4	1-0
Kickoff Returns: No.-Yds.	4-224	6-377
Interception Returns: No.-Yds.	0-0	0-0
Fumble Returns: No.-Yds.	0-0	0-0
Possession Time	30:27	29:33
Third Down Conversions	10-19	8-16
Fourth Down Conversions	0-2	1-1
Sacks By: No.-Yds.	0-0	4-24

INDIVIDUAL STATISTICS

RUSHING		Att	Yds	Avg	TD
OSU					
Nall, Ryan	13	71	5.5	0
Collins, Seth	6	13	2.2	0
Pierce, Artavis	4	7	1.8	0
Cook, Tim	3	2	0.7	0
Minnesota					
Smith, Rodney	25	125	5.0	2
Leidner, Mitch	13	76	5.8	2
McCrary, Kobe	2	4	2.0	0
Wolitorsky, Drew	1	3	3.0	0

PASSING		Comp	Att	Int	Yds	TD
OSU						
Garretson, Darell	25-40-0	228	3
Minnesota						
Leidner, Mitch	13-26-0	130	0
RECEIVING		No	Yds	TD		
OSU						
Nall, Ryan	8	80	0	
Collins, Seth	5	57	0	
Bolden, Victor	5	32	1	
Togatj, Noah	4	31	1	
Cook, Tim	1	12	1	
Lucas, Paul	1	11	0	
Villamin, J.	1	5	0	

MINNESOTA		Comp	Att	Int	Yds	TD
Wolitorsky, Drew	4	53	0	
Wozniak, Nate	3	33	0	
Johnson, Tyler	3	31	0	
Still, Rashad	1	6	0	
Hart, Nick	1	5	0	
Smith, Rodney	1	2	0	

LEADING TACKLERS

Oregon State: Crawford 8-0-8, Hungalu 4-4-8, Chappell 5-2-7, Decoud 3-4-7
Minnesota: Celestin 6-1-7, Lynn 5-2-7, Hardin 3-3-6, Julian Huff 3-3-6

INDIANA STATE 28 MINNESOTA 58

Sept. 10, 2016 • Minneapolis, Minn. • TCF Bank Stadium
Attendance: 41,026

SCOREBOARD	1	2	3	4	FINAL
INDIANA STATE (1-1)	7	0	14	7	28
MINNESOTA (2-0)	14	24	10	10	58

FIRST QUARTER

10:46 MINN Wolitarsky 20 yd pass from Leidner (Carpenter kick)
01:46 INS Tonyan 7 yd pass from Harker (Nunez kick)
00:07 MINN Smith, R. 1 yd run (Carpenter kick)

SECOND QUARTER

11:26 MINN Wolitarsky 6 yd pass from Leidner (Carpenter kick)
08:41 MINN Johnson 13 yd pass from Leidner (Carpenter kick)
04:49 MINN McCrary 6 yd run (Carpenter, Emmit kick)
00:00 MINN Carpenter 42 yd field goal

THIRD QUARTER

09:51 MINN Carpenter 44 yd field goal
08:15 INS Harker 10 yd pass from Pugh (Nunez kick)
05:21 MINN Smith, B. 22 yd pass from Leidner (Carpenter kick)
01:40 INS Tonyan 2 yd pass from Harker (Nunez kick)

FOURTH QUARTER

14:49 MINN Carpenter 45 yd field goal
09:19 MINN McCrary 50 yd run (Carpenter kick)
04:44 INS Tonyan 18 yd pass from Harker (Nunez kick)

weather: 65, mostly sunny • kickoff: 11:01 a.m. (CDT) • time of game: 3:16

TEAM STATISTICS

	INS	MINN
First Downs	20	31
Rushing	7	14
Passing	11	16
Penalty	2	1
RUSHES-YARDS (NET)	33-109	44-292
PASSING YARDS (NET)	247	301
Passes Comp.-Att.-Int.	21-37-0	21-32-0
TOTAL OFFENSIVE PLAYS-YARDS	70-356	76-593
Fumbles: No.-Lost	1-1	0-0
Penalties: No.-Yds.	4-30	10-82
Punts (Number-Avg.)	5-33.4	1-46.0
Punt Returns: No.-Yds.	0-0	-2-7
Kickoff Returns: No.-Yds.	2-58	2-45
Interception Returns: No.-Yds.	0-0	0-0
Fumble Returns: No.-Yds.	0-0	0-0
Possession Time	26:22	33:38
Third Down Conversions	7-15	9-14
Fourth Down Conversions	2-3	1-2
Sacks By: No.-Yds.	0-0	2-13

INDIVIDUAL STATISTICS

RUSHING	Att	Yds	Avg	TD
Indiana State				
Keys, Jaquan	9	62	6.9	0
Taylor, Dimitri	12	28	2.3	0
Genesey, Roland	4	13	3.2	0
Minnesota				
McCrary, Kobe	17	176	10.4	2
Smith, Rodney	17	74	4.4	1
Djam, Carlton	7	33	4.7	0
PASSING	Comp.-Att.-Int.	Yds	TD	
Indiana State				
Harker, Isaac	20-36-0	237	3	
Minnesota				
Leidner, Mitch	20-30-0	295	4	
Rhoda, Connor	1-1-0	6	0	
RECEIVING	No.	Yds	TD	
Indiana State				
Tonyan, Robert	8	90	3	
Pugh, Bob	3	59	0	
Thompson, Miles	3	16	0	
Smith, Clayton	2	56	0	
Minnesota				
Wolitarsky, Drew	8	125	2	
Smith, Brian	4	61	1	
Johnson, Tyler	3	22	1	
Wozniak, Nate	1	26	0	
Beebe, Colton	1	22	0	
Lingen, Brandon	1	17	0	
Smith, Rodney	1	14	0	

LEADING TACKLERS

Indiana State: Moss 8-1-9, Lough 5-3-8 Minnesota: Lynn 4-5-9, Ayinde 4-1-5, Pook 2-3-5

COLORADO STATE 24 MINNESOTA 31

Sept. 24, 2016 • Minneapolis, Minn. • TCF Bank Stadium
Attendance: 44,854

SCOREBOARD	1	2	3	4	FINAL
COLORADO STATE (2-2)	7	0	10	7	24
MINNESOTA (3-0)	7	10	7	7	31

FIRST QUARTER

02:56 MINN Leidner 6 yd run (Carpenter kick)
00:46 CS Kinsey 18 yd run (Bryan kick)

SECOND QUARTER

11:44 MINN Smith, R. 5 yd run (Carpenter kick)
01:31 MINN Carpenter 28 yd field goal

THIRD QUARTER

08:54 CS Clark 2 yd run (Bryan kick)
07:00 MINN Brooks 9 yd run (Carpenter kick)
00:42 CS Bryan 41 yd field goal

FOURTH QUARTER

10:12 MINN Smith, R. 2 yd run (Carpenter kick)
06:24 CS Gallup 15 yd pass from Hill (Bryan kick)

weather: 65, overcast • kickoff: 11:01 a.m. (CDT) • time of game: 3:16

TEAM STATISTICS

	CS	MINN
FIRST DOWNS	24	21
Rushing	12	10
Passing	9	10
Penalty	3	1
RUSHES-YARDS (NET)	48-158	45-243
PASSING YARDS (NET)	211	174
Passes Comp.-Att.-Int.	16-31-1	16-20-1
TOTAL OFFENSIVE PLAYS-YARDS	79-369	65-417
Fumbles: No.-Lost	2-1	0-0
Penalties: No.-Yds.	3-25	9-68
Punts (Number-Avg.)	3-39.7	4-45.0
Punt Returns: No.-Yds.	3-33	2-3
Kickoff Returns: No.-Yds.	3-53	2-35
Interception Returns:	1-0	1-0
Fumble Returns:	0-0	0-0
Possession Time	28:57	31:03
Third Down Conversions	5-15	7-13
Fourth Down Conversions	2-3	1-1
Sacks: No.-Yds.	1-4	3-27

INDIVIDUAL STATISTICS

RUSHING	Att	Yds	Avg	TD
Colorado State				
Matthews, Izzy	7	47	6.7	0
Kinsey, Marvin	8	36	4.5	1
Bauta, Faton	6	33	5.5	0
Clark, Detrich	7	29	4.1	1
Dawkins, Dalyn	11	12	1.1	0
Minnesota				
Smith, Rodney	17	99	5.8	2
Brooks, Shannon	13	85	6.5	1
Leidner, Mitch	10	50	5.0	1
McCrary, Kobe	4	13	3.2	0
PASSING	Comp.-Att.-Int.	Yds	TD	
Colorado State				
Hill, Collin	15-30-1	182	1	
Hunt, Hayden	1-1-0	29	0	
Minnesota				
Leidner, Mitch	16-20-1	174	0	
RECEIVING	No.	Yds	TD	
Colorado State				
Gallup, Michael	6	53	1	
Nwosu, Danny	3	40	0	
Ruiz, Robert	2	48	0	
Dawkins, Dalyn	2	36	0	
Scott, Braylin	1	29	0	
Minnesota				
Wolitarsky, Drew	5	74	0	
Smith, Brian	2	23	0	
Wozniak, Nate	2	22	0	
Beebe, Colton	2	10	0	
Johnson, Tyler	2	8	0	
Smith, Rodney	1	15	0	
Carter, Eric	1	13	0	

LEADING TACKLERS

Colorado State: Watson 3-9-12, Schlager 6-4-10, Davis 2-7-9
Minnesota: Shenault 8-2-10, Travis 7-1-8, McGhee 6-1-7, Richardson 5-2-7, Pook 3-4-7

**MINNESOTA
PENN STATE**

**26
(OT) 29**

Oct. 1, 2016 • University Park, Pa. • Beaver Stadium
Attendance: 95,332

SCOREBOARD	1	2	3	4	OT	FINAL
MINNESOTA (3-1, 0-1)	3	10	0	10	3	26
PENN STATE (3-2, 1-1)	0	3	17	3	6	29

FIRST QUARTER

00:55 MINN Carpenter 37 yd field goal

SECOND QUARTER

12:00 PSU Davis 19 yd field goal

02:06 MINN Wolitarsky 9 yd pass from Leidner (Carpenter kick)

00:01 MINN Carpenter 35 yd field goal

THIRD QUARTER

09:54 PSU Charles 80 yd pass from McSorley (Davis kick)

07:28 PSU Davis 27 yd field goal

02:27 PSU McSorley 6 yd run (Davis kick)

FOURTH QUARTER

13:29 MINN Brooks 37 yd run (Carpenter kick)

00:54 MINN Carpenter 37 yd field goal

00:02 PSU Davis 40 yd field goal

OVERTIME

MINN Carpenter 46 yd field goal

PSU Barkley 25 yd run

weather: 57, cloudy, showers • kickoff: 2:42 p.m. (CDT) • time of game: 3:51

TEAM STATISTICS

	MINN	PSU
First Downs	31	19
Rushing	13	7
Passing	14	8
Penalty	4	4
RUSHES-YARDS (NET)	48-228	28-136
PASSING YARDS (NET)	241	335
Passes Comp.-Att.-Int.	21-41-1	19-42-0
TOTAL OFFENSIVE PLAYS-YARDS	89-469	70-471
Fumbles: Number-Lost	0-0	0-0
Penalties: No.-Yds	8-83	5-65
Punts (Number-Avg.)	6-239	6-235
Punt Returns: No.-Yds	1-13	2-2
Kickoff Returns: No.-Yds	3-52	2-26
Interception Returns: No.-Yds	0-0	1-0
Fumble Returns: No.-Yds	0-0	0-0
Possession Time	36:47	23:13
Third Down Conversions	6-17	4-15
Fourth Down Conversions	1-1	1-2
Sacks By: No.-Yds	0-0	2-8

INDIVIDUAL STATISTICS

RUSHING	Att	Yds	Avg	TD
Minnesota				
Smith, Rodney	23	104	4.5	0
Brooks, Shannon	14	100	7.1	1
McCrary, Kobe	4	18	4.5	0
Leidner, Mitch	7	6	0.9	0
Penn State				
McSorley, Trace	8	73	9.1	1
Barkley, Saquon	20	63	3.2	1
PASSING	Comp.-Att.-Int	Yds	TD	
Minnesota				
Leidner, Mitch	24-40-1	241	1	
Penn State				
McSorley, Trace	19-41-0	335	1	
RECEIVING	No.	Yds	TD	
Minnesota				
Smith, Brian	7	101	0	
Wolitarsky, Drew	7	69	1	
Smith, Rodney	4	39	0	
Johnson, Tyler	2	17	0	
Beebe, Colton	2	10	0	
Brooks, Shannon	1	3	0	
Wozniak, Nate	1	2	0	
Penn State				
Gesicki, Mike	5	70	0	
Godwin, Chris	4	97	0	
Thompkins, D.	4	72	0	
Hamilton, D.	3	17	0	
Charles, Irvin	1	80	1	

LEADING TACKLERS

Minnesota: Travis 4-5-9, Winfield 6-2-8, Celestin 4-4-8
Penn State: Allen 8-14-22, Brown 6-3-9

**IOWA
MINNESOTA**

**14
7**

Oct. 8, 2016 • Minneapolis, Minn. • TCF Bank Stadium
Attendance: 49,145

SCOREBOARD	1	2	3	4	FINAL
IOWA (4-2, 2-1)	0	3	3	8	14
MINNESOTA (3-2, 0-2)	0	0	7	0	7

SECOND QUARTER

13:32 IOWA Duncan 22 yd field goal

THIRD QUARTER

10:10 IOWA Duncan 28 yd field goal

06:17 MINN Brooks 9 yd run (Carpenter kick)

FOURTH QUARTER

05:28 IOWA Wadley 54 yd run (Daniels rush)

weather: Sunsplashed and cool • kickoff: 11:01 a.m. (CDT) • time of game: 3:14

TEAM STATISTICS

	IOWA	MINN
First Downs	17	13
Rushing	9	5
Passing	7	8
Penalty	1	0
RUSHES-YARDS (NET)	41-179	29-102
PASSING YARDS (NET)	142	166
Passes Comp.-Att.-Int.	17-31-2	13-33-2
TOTAL OFFENSIVE PLAYS-YARDS	72-321	62-268
Fumbles: No.-Lost	3-1	2-1
Penalties: No.-Yds	4-32	8-58
Punts (Number-Avg.)	6-37.8	9-42.9
Punt Returns: No.-Yds	7-59	0-0
Kickoff Returns: No.-Yds	2-48	3-92
Interception Returns: No.-Yds	2-7	2-31
Fumble Returns: No.-Yds	0-0	0-0
Possession Time	34:55	25:05
Third Down Conversions	6-17	4-15
Fourth Down Conversions	1-1	0-1
Sacks By: No.-Yds	2-5	1-12

INDIVIDUAL STATISTICS

RUSHING	Att	Yds	Avg	TD
Iowa				
Wadley, Akrum	14	107	7.6	1
Daniels, LeShun	17	72	3.9	0
Beathard, C.J.	9	29	0.8	0
TEAM	1	-1.0	-1.0	0
Minnesota				
Brooks, Shannon	10	55	5.5	1
Smith, Rodney	11	44	4.0	0
McCrary, Kobe	1	2	2.0	0
Leidner, Mitch	7	1	0.1	0
PASSING	Comp.-Att.-Int	Yds	TD	
Iowa				
Beathard, C.J.	17-31-2	142	0	
Minnesota				
Leidner, Mitch	13-33-2	166	0	
RECEIVING	No.	Yds	TD	
Iowa				
McCarron, Riley	6	62	0	
Kittle, George	4	39	0	
Smith, Jermic	2	20	0	
Mitchell, D.	2	7	0	
Scheel, Jay	1	12	0	
Fant, Noah	1	4	0	
Wadley, Akrum	1	2	0	
Minnesota				
Wolitarsky, Drew	5	58	0	
Smith, Brian	3	60	0	
Still, Rashad	2	36	0	
Smith, Rodney	2	3	0	
Wozniak, Nate	1	9	0	

LEADING TACKLERS

Iowa: Bower 3-4-7, Mabin 5-1-6, Niemann 2-4-6
Minnesota: Celestin 12-1-13, Lynn 5-4-9, Rallis 5-2-7

MINNESOTA MARYLAND

31
10

Oct. 15, 2016 • College Park, Md. • Maryland Stadium
Attendance: 41,465

SCOREBOARD	1	2	3	4	FINAL
MINNESOTA (4-2, 1-2)	0	14	3	14	31
MARYLAND (4-2, 1-2)	0	0	0	10	10

SECOND QUARTER

13:27 MINN Smith 8 yd run (Carpenter kick)
00:14 MINN Brooks 17 yd pass from Rhoda (Carpenter kick)

THIRD QUARTER

08:21 MINN Carpenter 37 yd field goal

FOURTH QUARTER

11:15 UMD Greene 32 yd field goal
09:30 MINN Smith 70 yd run (Carpenter kick)
05:42 UMD Moore 11 yd pass from Pigrome (Greene kick)
01:08 MINN Winfield 82 yd interception return (Carpenter kick)
weather: Mostly sunny • kickoff: 11:01 a.m. (CDT) • time of game: 3:10

TEAM STATISTICS

	MINN	UMD
First Downs	16	16
Rushing	9	8
Passing	5	8
Penalty	2	2
RUSHES-YARDS (NET)	48-229	36-130
PASSING YARDS (NET)	82	161
Passes Comp.-Att.-Int.	7-15-0	18-37-2
TOTAL OFFENSIVE PLAYS-YARDS	63-311	73-291
Fumbles: Number-Lost	1-0	2-2
Penalties: No-Yds.	7-50	9-75
Punts (Number-Avg)	7-41.4	7-45.3
Punt Returns: No.-Yds.	4-30	4-13
Kickoff Returns: No.-Yds.	3-47	5-72
Interception Returns: No.-Yds.	2-82	0-0
Fumble Returns: No.-Yds.	0-0	0-0
Possession Time	34:12	25:48
Third Down Conversions	4-14	7-18
Fourth Down Conversions	0-0	1-2
Sacks By: No.-Yds.	3-18	0-0

INDIVIDUAL STATISTICS

RUSHING	Att	Yds	Avg	TD
Minnesota				
Smith, Rodney	18	144	8.0	2
Brooks, Shannon	22	86	3.9	0
McCrary, Kobe	2	7	3.5	0
TEAM	1	0	0.0	0
Rhoda, Conor	5	-8	-1.6	0
Maryland				
Pigrome, T.	25	71	2.8	0
Harrison, L.	4	35	8.8	0
Johnson, T.	5	23	4.6	0
Gains, K.	1	2	2.0	0
TEAM	1	-1	-1.0	0
PASSING	Comp.-Att.-Int	Yds	TD	
Minnesota				
Rhoda, Conor	7-15-0	82	1	
Maryland				
Pigrome, T.	18-37-2	161	1	
RECEIVING	No	Yds	TD	
Minnesota				
Wolitorsky, Drew	3	21	0	
Still, Rashad	1	26	0	
Brooks, Shannon	1	17	1	
Smith, Rodney	1	10	0	
Lingen, Brandon	1	8	0	
Maryland				
Jacobs, L.	10	82	0	
Morgan, T.	4	51	0	
Moore, D.	2	19	1	
Culmer, M.	1	8	0	
Harrison, L.	1	1	0	

LEADING TACKLERS

Minnesota: Celestin 6-1-7, Travis 6-0-6
Maryland: Ukandu 5-4-9, Carter 6-1-7

RUTGERS MINNESOTA

32
34

Oct. 22, 2016 • Minneapolis, Minn. • TCF Bank Stadium
Attendance: 46,096

SCOREBOARD	1	2	3	4	FINAL
RUTGERS (2-6, 0-5)	3	7	13	9	32
MINNESOTA (5-2, 2-2)	21	0	10	3	34

FIRST QUARTER

10:01 MINN Brooks 1 yd run (Carpenter kick)
05:57 RU Bonagura 29 yd field goal
01:55 MINN Smith 6 yd run (Carpenter kick)
00:21 MINN Leidner, Mitch 2 yd run (Carpenter kick)

SECOND QUARTER

07:51 RU Goodwin 3 yd pass from Rescigno (Bonagura kick)

THIRD QUARTER

13:29 RU Patton 37 yd pass from Rescigno (Bonagura kick)
09:21 MINN Carpenter 39 yd field goal
06:29 RU Hayes 55 yd interception return (Bonagura kick failed)
06:15 MINN Smith 94 yd kickoff return (Carpenter kick)

FOURTH QUARTER

11:54 RU Harris 18 yd pass from Rescigno (Rescigno, pass failed)
4:01 RU Bonagura 39 yd field goal
00:06 MINN Carpenter 28 yd field goal
weather: Perfect • kickoff: 11:01 a.m. (CDT) • time of game: 3:25

TEAM STATISTICS

	RU	MINN
First Downs	22	19
Rushing	8	13
Passing	13	6
Penalty	1	0
RUSHES-YARDS (NET)	36-150	53-243
PASSING YARDS (NET)	222	156
Passes Comp.-Att.-Int.	23-40-2	11-19-1
TOTAL OFFENSIVE PLAYS-YARDS	76-372	72-399
Fumbles: Number-Lost	1-1	1-1
Penalties: No-Yds.	6-30	6-55
Punts (Number-Avg)	5-38.6	3-36.0
Punt Returns: No.-Yds.	0-0	3-16
Kickoff Returns: No.-Yds.	1-30	6-204
Interception Returns: No.-Yds.	1-55	2-0
Fumble Returns: No.-Yds.	0-0	0-0
Possession Time	26:51	33:09
Third Down Conversions	10-19	6-14
Fourth Down Conversions	0-0	0-2
Sacks By: No.-Yds.	0-0	4-30

INDIVIDUAL STATISTICS

RUSHING	Att	Yds	Avg	TD
Rutgers				
Goodwin, Justin	19	97	5.1	0
Hicks, Josh	5	27	5.4	0
Rescigno, G.	11	26	2.4	0
Minnesota				
Smith, Rodney	22	111	5.0	1
Brooks, Shannon	22	87	4.0	1
Leidner, Mitch	7	39	5.6	1
Still, Rashad	1	8	8.0	0
PASSING	Comp.-Att.-Int	Yds	TD	
Rutgers				
Rescigno, Giovanni	22-38-2	220	3	
Oden, Tylin	1-1-0	2	0	
Minnesota				
Leidner, Mitch	11-18-1	156	0	
RECEIVING	No	Yds	TD	
Rutgers				
Goodwin, Justin	6	52	1	
Harris, Jawuan	5	47	1	
Patton, Andre	4	73	1	
Agudosi, C.	3	25	0	
Minnesota				
Wolitorsky, Drew	5	50	0	
Smith, Brian	1	34	0	
Johnson, Tyler	1	34	0	
Smith, Rodney	1	27	0	
Brooks, Shannon	1	4	0	
Carter, Eric	1	4	0	
Lingen, Brandon	1	3	0	

LEADING TACKLERS

Rutgers: Morris 9-6-15, Maddox-Williams 3-7-10
Minnesota: Celestin 4-8-12, McGhee 5-4-9, Travis 6-2-8

MINNESOTA ILLINOIS

40
17

Oct. 29, 2016 • Champaign, Ill. • Memorial Stadium
Attendance: 40,090

SCOREBOARD	1	2	3	4	FINAL
MINNESOTA (6-2, 3-1)	14	0	7	19	40
ILLINOIS (2-6, 1-4)	7	0	7	3	17

FIRST QUARTER

- 12:49 MINN Brooks 9 yd run (Carpenter kick)
- 05:11 ILL Vaughn 3 yd run (McLaughlin kick)
- 02:16 MINN Smith, Rodney 20 yd run (Carpenter kick)

THIRD QUARTER

- 12:11 MINN Smith 9 yd run (Carpenter kick)
- 05:24 ILL Grant 16 yd pass from George, Jr. (McLaughlin kick)

FOURTH QUARTER

- 14:56 MINN Leidner 5 yd run (Carpenter kick)
- 12:13 MINN Jackson safety
- 07:43 MINN Carpenter 24 yd field goal
- 05:08 ILL McLaughlin 53 yd field goal
- 03:41 MINN McCrary 5 yd run (Carpenter kick)

weather: Partly Cloudy • kickoff: 11:00 a.m. (CDT) • time of game: 3:23

TEAM STATISTICS

	MINN	ILL
FIRST DOWNS	15	17
Rushing	10	7
Passing	4	7
Penalty	1	3
RUSHES-YARDS (NET)	48-171	34-89
PASSING YARDS (NET)	112	156
Passes Comp.-Att.-Int.	10-19-0	16-34-0
TOTAL OFFENSIVE PLAYS-YARDS	67-283	68-245
Fumbles: Number-Lost	2-0	5-3
Penalties: No.-Yds.	6-56	3-33
Punts (Number-Avg.)	8-32.5	6-34.3
Punt Returns: No.-Yds.	3-43	3-3
Kickoff Returns: No.-Yds.	3-64	4-53
Interception Returns: No.-Yds.	0-0	0-0
Fumble Returns: No.-Yds.	0-0	0-0
Possession Time	33:04	26:56
Third Down Conversions	7-17	5-15
Fourth Down Conversions	0-1	1-3
Sacks By: No.-Yds.	2-20	2-22

INDIVIDUAL STATISTICS

RUSHING	Att	Yds	Avg	TD	
Minnesota					
Smith, Rodney	20	100	5.0	2	
Brooks, Shannon	12	59	4.9	1	
McCrary, Kobe	4	14	3.5	1	
Wolitarsky, Drew	1	7	7.0	0	
Rhoda, Conor	2	-3	-1.5	0	
Leidner, Mitch	8	-4	-0.5	1	
Illinois					
Corbin, Reggie	14	83	5.9	0	
Vaughn, Ke'Shawn	7	34	4.9	1	
Foster, K.	7	21	3.0	0	
George, Jr., J.	6	-49	-8.2	0	
PASSING					
	Comp.	Att.	Int.	Yds	TD
Minnesota					
Leidner, Mitch	10	19-0		112	0
Illinois					
George, Jr., J.	16	34-0		156	1
RECEIVING					
	No.	Yds	TD		
Minnesota					
Wolitarsky, Drew	3	64	0		
Smith, Rodney	2	19	0		
Wozniak, Nate	2	14	0		
Johnson, Tyler	2	4	0		
Still, Rashad	1	11	0		
Illinois					
Thieman, Dominic	4	25	0		
Grant, Zach	3	31	1		
Mays, Sam	2	39	0		
Taylor, D.J.	2	19	0		
Turner, Malik	2	10	0		
White, Tyler	1	23	0		
Hardee, Justin	1	7	0		

LEADING TACKLERS

Minnesota: Winfield 5-2-7, Travis 3-3-6, Hardin 2-3-5
Illinois: Green 5-4-9, Smoot 5-3-8

PURDUE MINNESOTA

31
44

Nov. 5, 2016 • Minneapolis, Minn. • TCF Bank Stadium
Attendance: 42,832

SCOREBOARD	1	2	3	4	FINAL
PURDUE (3-6, 1-5)	14	14	0	3	31
MINNESOTA (7-2, 4-2)	10	13	7	14	44

FIRST QUARTER

- 12:50 MINN Carpenter 52 yd field goal
- 10:51 MINN Smith 35 yd run (Carpenter kick)
- 08:55 PUR Herdman 20 yd pass from Blough (Dellinger kick)
- 02:10 PUR Posey 89 yd pass from Blough (Dellinger kick)

SECOND QUARTER

- 10:26 MINN Carpenter 53 yd field goal
- 04:27 MINN Leidner 2 yd run (Carpenter kick)
- 02:55 PUR Yancey 60 yd pass from Blough (Dellinger kick)
- 01:27 MINN Carpenter 28 yd field goal
- 00:00 PUR Hopkins 2 yd pass from Blough (Dellinger kick)

THIRD QUARTER

- 11:16 MINN Smith 7 yd run (Carpenter kick)

FOURTH QUARTER

- 11:45 MINN Leidner 9 yd run (Carpenter kick)
- 05:10 PUR Dellinger 34 yd field goal
- 01:30 MINN Smith 14 yd run (Carpenter kick)

weather: Unseasonably Perfect • kickoff: 2:36 p.m. (CDT) • time of game: 3:42

TEAM STATISTICS

	PUR	MINN
FIRST DOWNS	19	18
Rushing	4	12
Passing	13	6
Penalty	2	0
RUSHES-YARDS (NET)	28-23	43-235
PASSING YARDS (NET)	391	231
Passes Comp.-Att.-Int.	29-49-1	14-23-1
TOTAL OFFENSIVE PLAYS-YARDS	77-414	66-466
Fumbles: Number-Lost	3-2	1-0
Penalties: No.-Yds.	2-10	5-65
Punts (Number-Avg.)	8-44.6	8-42.0
Punt Returns: No.-Yds.	1-5	0-0
Kickoff Returns: No.-Yds.	1-22	4-52
Interception Returns: No.-Yds.	1-34	1-3
Fumble Returns: No.-Yds.	0-0	0-0
Possession Time	28:24	31:36
Third Down Conversions	9-20	4-15
Fourth Down Conversions	0-2	0-0
Sacks By: No.-Yds.	1-10	6-27

INDIVIDUAL STATISTICS

RUSHING	Att	Yds	Avg	TD	
Purdue					
Jones, Markell	13	50	3.8	0	
Wegher, Jack	2	-2	-1.0	0	
Blough, David	12	-24	-2.0	0	
Minnesota					
Smith, Rodney	24	153	6.4	3	
Leidner, Mitch	14	74	5.3	2	
McCrary, Kobe	5	8	1.6	0	
PASSING					
	Comp.	Att.	Int.	Yds	TD
Purdue					
Blough, David	29	48-1		391	4
Marshall, Bilal	0	1-0		0	0
Minnesota					
Leidner, Mitch	14	23-1		231	0
RECEIVING					
	No.	Yds	TD		
Purdue					
Posey, Cameron	7	128	1		
Yancey, Deangelo	4	126	1		
Phillips	4	32	0		
Marshall, Bilal	4	30	0		
Jones, Markell	4	19	0		
Herdman, Cole	3	29	1		
Mahoungou	2	25	0		
Minnesota					
Wolitarsky, Drew	5	65	0		
Still, Rashad	4	87	0		
Carter, Eric	3	69	0		
Smith, Rodney	2	10	0		

LEADING TACKLERS

Purdue: Bailey 6-6-12, Clark 6-2-8, Hunte 5-2-7
Minnesota: Travis 8-0-8, Cashman 4-1-5, Celestin 4-1-5

MINNESOTA NEBRASKA

17
24

Nov. 12, 2016 • Lincoln, Neb. • Memorial Stadium
Attendance: 90,456

SCOREBOARD	1	2	3	4	FINAL
MINNESOTA (7-3, 4-3)	7	10	0	0	17
NEBRASKA (8-2, 5-2)	3	7	7	7	24

FIRST QUARTER

07:27 MINN Smith 3 yd run (Carpenter kick)
02:42 NEB Brown, Drew 46 yd field goal

SECOND QUARTER

13:24 NEB Bryant 35 yd pass from Armstrong Jr. (Brown kick)
04:54 MINN Leidner 1 yd run (Carpenter kick)
00:00 MINN Carpenter 42 yd field goal

THIRD QUARTER

09:16 NEB Newby 31 yd pass from Armstrong Jr. (Brown kick)

FOURTH QUARTER

07:17 NEB Armstrong Jr. 13 yd run (Brown kick)

weather: 44, clear • kickoff: 6:38 p.m. (CDT) • time of game: 2:57

TEAM STATISTICS

	MINN	NEB
FIRST DOWNS	15	19
Rushing	4	9
Passing	8	10
Penalty	3	0
RUSHES-YARDS (NET)	34-85	32-157
PASSING YARDS (NET)	180	217
Passes Comp.-Att.-Int.	18-28-1	19-28-0
TOTAL OFFENSIVE PLAYS-YARDS	62-265	60-374
Fumbles: Number-Lost	0-0	1-0
Penalties: No.-Yds.	2-15	8-81
Punts (Number-Avg.)	5-44.2	4-30.5
Punt Returns: No.-Yds.	0-0	3-1
Kickoff Returns: No.-Yds.	2-30	1-12
Interception Returns: No.-Yds.	0-0	1-20
Fumble Returns: No.-Yds.	0-0	0-0
Possession Time	30:54	29:06
Third Down Conversions	8-16	7-15
Fourth Down Conversions	1-1	2-2
Sacks By: No.-Yds.	1-6	0-0

INDIVIDUAL STATISTICS

RUSHING	Att	Yds	Avg	TD
Minnesota				
Smith, Rodney	17	53	3.1	1
Brooks, Shannon	9	17	1.9	0
Leidner, Mitch	8	15	1.9	1
Nebraska				
Newby, Terrell	16	85	5.3	0
Armstrong Jr.	9	61	6.8	1
Pierson-EI, D.	3	21	7.0	0
Bryant, Tre	1	0	0.0	0
TEAM	2	4	-2.0	0
Fyfe, Ryker	1	-6	-6.0	0
PASSING	Comp.-Att.-Int.	Yds	TD	
Minnesota				
Leidner, Mitch	18-27-1	180	0	
Nebraska				
Armstrong Jr.	19-27-0	217	2	
Fyfe, Ryker	0-1-0	0	0	
RECEIVING	No.	Yds	TD	
Minnesota				
Wolitarsky, Drew	8	90	0	
Smith, Rodney	3	17	0	
Still, Rashad	2	16	0	
Johnson, Tyler	1	25	0	
Wozniak, Nate	1	11	0	
Brooks, Shannon	1	9	0	
Beebe, Colton	1	6	0	
Carter, Eric	1	6	0	
Nebraska				
Westerkamp, J.	6	50	0	
Moore, Alonzo	3	36	0	
Pierson-EI, D.	3	35	0	
Carter, Cethan	3	15	0	
Bryant, Tre	1	35	1	
Newby, Terrell	1	31	1	

LEADING TACKLERS

Minnesota: Winfield 5-5-10, Travis 4-2-6, Lynn 3-3-6
Nebraska: Banderas 6-5-11 Williams 5-6-11

NORTHWESTERN MINNESOTA

12
29

Nov. 19, 2016 • Minneapolis, Minn. • TCF Bank Stadium
Attendance: 38,162

SCOREBOARD	1	2	3	4	FINAL
NORTHWESTERN (5-6, 4-4)	0	0	6	6	12
MINNESOTA (8-3, 5-3)	6	6	3	14	29

FIRST QUARTER

12:18 MINN Smith 5 yd run (Carpenter kick failed)

SECOND QUARTER

07:40 MINN Carpenter 19 yd field goal
00:21 MINN Carpenter 42 yd field goal

THIRD QUARTER

06:28 MINN Carpenter 30 yd field goal
02:17 NU Jackson 4 yd run (Jackson rush failed)

FOURTH QUARTER

06:46 MINN Wolitarsky 9 yd pass from Leidner (Carpenter kick)
02:46 NU Nagel 9 yd pass from Thorson (Thorson pass failed)
02:31 MINN Leidner 12 yd run (Carpenter kick)

weather: 30, Mostly cloudy • kickoff: 2:42 p.m. (CDT) • time of game: 3:13

TEAM STATISTICS

	NU	MINN
FIRST DOWNS	21	15
Rushing	6	8
Passing	13	7
Penalty	2	0
RUSHES-YARDS (NET)	33-63	40-131
PASSING YARDS (NET)	276	197
Passes Comp.-Att.-Int.	28-45-0	14-25-1
TOTAL OFFENSIVE PLAYS-YARDS	78-339	65-328
Fumbles: Number-Lost	2-2	1-1
Penalties: No.-Yds.	3-20	6-50
Punts (Number-Avg.)	6-36.2	6-40.3
Punt Returns: No.-Yds.	1-5	2-20
Kickoff Returns: No.-Yds.	3-55	3-65
Interception Returns: No.-Yds.	1-0	0-0
Fumble Returns: No.-Yds.	0-0	0-0
Possession Time	30:35	29:25
Third Down Conversions	2-15	4-13
Fourth Down Conversions	1-4	0-0
Sacks By: No.-Yds.	1-4	7-37

INDIVIDUAL STATISTICS

RUSHING	Att	Yds	Avg	TD
Northwestern				
Jackson, Justin	22	90	4.1	1
Moten IV, John	1	0	0.0	0
TEAM	1	-1	-1.0	0
Thorson, C.	9	-26	-2.9	0
Minnesota				
Brooks, Shannon	14	73	5.2	0
Smith, Rodney	16	32	2.0	1
Leidner, Mitch	8	28	3.5	1
TEAM	2	-2	-1.0	0
PASSING	Comp.-Att.-Int.	Yds	TD	
Northwestern				
Thorson, C.	28-45-0	276	1	
Minnesota				
Leidner, Mitch	14-25-1	197	1	
RECEIVING	No.	Yds	TD	
Northwestern				
Jackson, Justin	8	51	0	
Nagel, Flynn	6	65	1	
Carr, Austin	5	68	0	
Scanlan, Andrew	4	54	0	
Dickerson, G.	3	14	0	
Wilson, Macan	1	14	0	
Skowronek, Ben	1	10	0	
Minnesota				
Wolitarsky, Drew	4	42	1	
Smith, Rodney	3	6	0	
Still, Rashad	2	81	0	
Brooks, Shannon	2	33	0	
Carter, Eric	2	24	0	
Wozniak, Nate	1	11	0	

LEADING TACKLERS

Northwestern: Walker Jr. 5-4-9, Queiro 5-4-9
Minnesota: Cushman 9-1-10, Lynn 4-5-9

MINNESOTA WISCONSIN

17
31

Nov. 26, 2016 • Madison, Wis. • Camp Randall Stadium
Attendance: 52,850

SCOREBOARD	1	2	3	4	FINAL
MINNESOTA (8-4, 5-4)	3	14	0	0	17
WISCONSIN (10-2, 7-2)	0	7	3	21	31

FIRST QUARTER

10:11 MINN Carpenter 21 yd field goal

SECOND QUARTER

09:19 WIS Ingold 1 yd run (Endicott kick)

09:05 MINN Wolitarsky 13 yd pass from Leidner (Carpenter kick)

00:53 MINN Leidner 3 yd run (Carpenter kick)

THIRD QUARTER

09:03 WIS Endicott 33 yd field goal

FOURTH QUARTER

11:58 WIS Clement 2 yd run (Endicott kick)

06:42 WIS Clement, Corey 2 yd run (Endicott kick)

06:15 WIS Ogunbowale 8 yd run (Endicott kick)

weather: 43, Mostly sunny • kickoff: 2:42 p.m. (CDT) • time of game: 3:28

TEAM STATISTICS

	MINN	WIS
FIRST DOWNS	18	19
Rushing	9	10
Passing	7	8
Penalty	2	1
RUSHES-YARDS (NET)	38-128	47-210
PASSING YARDS (NET)	158	152
Passes Comp.-Att.-Int.	9-26-4	13-22-0
TOTAL OFFENSIVE PLAYS-YARDS	64-286	60-362
Fumbles: Number-Lost	0-0	1-1
Penalties: No.-Yds.	3-26	3-35
Punts (Number-Avg.)	7-41.3	7-43
Punt Returns: No.-Yds.	4-21	2-8
Kickoff Returns: No.-Yds.	1-69	1-23
Interception Returns: No.-Yds.	0-0	4-65
Fumble Returns: No.-Yds.	0-0	0-0
Possession Time	27:01	32:59
Third Down Conversions	3-14	4-12
Fourth Down Conversions	0-0	0-0
Sacks By: No.-Yds.	1-8	5-32

INDIVIDUAL STATISTICS

RUSHING	Att	Yds	Avg	TD
Minnesota				
Leidner, Mitch	16	46	2.9	1
Smith, Rodney	13	45	3.5	0
Brooks, Shannon	9	37	4.1	0
Wisconsin				
Clement, Corey	26	100	3.8	2
Peavy, Jazz	3	83	27.7	0
Shaw, Bradrick	7	20	2.9	0
Ogunbowale, D.	4	27	6.8	1
Ramesh, Austin	1	3	3.0	0
Ingold, Alec	1	1	1.0	1
Houston, Bart	3	-1	-0.3	0
PASSING	Comp.-Att.-Int.	Yds	TD	
Minnesota				
Leidner, Mitch	9-26-4	158	1	
Wisconsin				
Houston, Bart	9-14-0	123	0	
Hornbrook, A.	4-8-0	29	0	
RECEIVING	No	Yds	TD	
Minnesota				
Wolitarsky, Drew	4	76	1	
Still, Rashad	3	48	0	
Smith, Rodney	1	25	0	
Carter, Eric	1	9	0	
Wisconsin				
Peavy, Jazz	4	47	0	
Fumagalli, Troy	4	46	0	
Wheelerwright, R.	2	19	0	
Cephus, Quintez	1	22	0	
Rushing, George	1	12	0	
Ogunbowale, D.	1	6	0	

LEADING TACKLERS

Minnesota: Hardin 8-2-10, Rallis 6-4-10
Wisconsin: Edwards 8-3-11, Biegel 3-5-8

MINNESOTA WASHINGTON STATE

17
12

Dec. 27, 2016 • San Diego, Calif. • Qualcomm Stadium
Attendance: 48,704

SCOREBOARD	1	2	3	4	FINAL
MINNESOTA (9-4)	0	3	7	7	17
WASHINGTON STATE (8-5)	3	3	0	6	12

FIRST QUARTER

06:23 WSU Powell 26 yd field goal

SECOND QUARTER

07:26 MINN Carpenter 43 yd field goal

00:33 WSU Powell 41 yd field goal

THIRD QUARTER

03:23 MINN Brooks 13 yd pass from Leidner, (Carpenter kick)

FOURTH QUARTER

02:06 MINN Smith 9 yd run (Carpenter kick)

00:19 WSU Sweet 8 yd pass from Falk (Falk pass failed)

weather: 64, clear • kickoff: 6:05 p.m. (CDT) • time of game: 3:42

TEAM STATISTICS

	MINN	WSU
FIRST DOWNS	17	16
Rushing	8	4
Passing	8	11
Penalty	1	1
RUSHES-YARDS (NET)	41-150	23-39
PASSING YARDS (NET)	129	264
Passes Comp.-Att.-Int.	11-20-0	30-51-1
TOTAL OFFENSIVE PLAYS-YARDS	61-279	74-303
Fumbles: Number-Lost	1-1	0-0
Penalties: No.-Yds.	10-65	7-56
Punts (Number-Avg.)	7-43.9	8-40.5
Punt Returns: No.-Yds.	2-3	2-4
Kickoff Returns: No.-Yds.	3-77	3-48
Interception Returns: No.-Yds.	1-23	0-0
Fumble Returns: No.-Yds.	0-0	0-0
Possession Time	28:54	31:06
Third Down Conversions	3-12	7-19
Fourth Down Conversions	0-0	1-2
Sacks By: No.-Yds.	3-28	2-10

INDIVIDUAL STATISTICS

RUSHING	Att	Yds	Avg	TD
Minnesota				
Smith, Rodney	17	74	4.4	1
Brooks, Shannon	13	51	3.9	0
Leidner, Mitch	10	26	2.6	0
TEAM	1	-1	-1.0	0
Washington State				
Wicks, Gerard	5	26	5.2	0
Morrow, Jamal	5	13	2.6	0
Williams, James	4	12	3.0	0
Falk, Luke	9	-12	-1.3	0
PASSING	Comp.-Att.-Int.	Yds	TD	
Minnesota				
Leidner, Mitch	11-20-0	129	1	
Washington State				
Falk, Luke	30-51-1	264	1	
RECEIVING	No	Yds	TD	
Minnesota				
Wolitarsky, Drew	5	73	0	
Still, Rashad	2	38	0	
Brooks, Shannon	2	10	1	
Wozniak, Nate	1	7	0	
Smith, Rodney	1	1	0	
Washington State				
Lewis, Robert	6	86	0	
Sweet, Kyle	4	33	1	
Marks, Gabe	4	27	0	
Morrow, Jamal	4	20	0	
Dimy, C.J.	3	33	0	
Martin Jr., Tav	3	20	0	
Thompson, John	2	10	0	
Johnson-Mack, I.	2	2	0	
Williams, James	1	29	0	
Wicks, Gerard	1	4	0	

LEADING TACKLERS

Minnesota: Cashman 9-3-12, McGhee 5-3-8, Travis 4-3-7
Washington State: Luani 3-6-9, Dotson 4-4-8, Thompson 7-0-7, Taylor 2-5-7



RUSHING RECORDS

Darrell Thompson (1986-89) • career leader in rushing yards and touchdowns



David Cobb (2011-14)
season leader in rushing yards

ATTEMPTS

Game: 57[^], Kent Kitzmann vs. Illinois, 11/12/77

Season: 314, David Cobb, 2014

Career: 936, Darrell Thompson, 1986-89

[^] Big Ten record

NET YARDS

Game: 294, Chris Darkins vs. Purdue, 10/7/95

Season: 1,626, David Cobb, 2014

Career: 4,654, Darrell Thompson, 1986-89

YARDS PER ATTEMPT

Season: 6.92, Laurence Maroney, 2003

7.73#, Wayne "Red" Williams, 1944

Career: 6.06, Rick Upchurch, 1973-74

6.25#, "Red" Williams, 1942-45

RUSHING TOUCHDOWNS

Game: 4, Mitch Leidner vs. San Jose State, 9/21/13

Marion Barber III vs. Ohio, 9/13/03

Darrell Thompson vs. Bowling Green, 9/1/86

John King vs. Iowa, 10/21/72

Jim Carter vs. Iowa, 11/1/69

Curtis Wilson vs. Indiana, 11/18/67

Season: 18, Gary Russell, 2005

Career: 40, Darrell Thompson, 1986-89

LONGEST RUSH

98, Darrell Thompson vs. Michigan, 11/7/87

100#, O.C. Nelson vs. Carleton, 10/1/1898

200-YARD RUSHING GAMES

Season: 3, Laurence Maroney, 2005

Career: 3, Laurence Maroney, 2003-05

Chris Darkins, 1992-95

Darrell Thompson, 1986-89

Garry White, 1977-80

100-YARD RUSHING GAMES

Season: 8, Laurence Maroney, 2005;

Laurence Maroney, 2004

Career: 23, Darrell Thompson, 1986-89

Consecutive: 7, Laurence Maroney, 12/31/03-10/09/04

FRESHMAN RECORDS

Season Attempts: 242, Darrell Thompson, 1986

Season Yards: 1,376, Darrell Thompson, 1986

Season Touchdowns: 10, Laurence Maroney, 2003

Game Yards: 205, Darrell Thompson, 9/13/86

SOPHOMORE RECORDS

Season Attempts: 247, Marion Barber, 1978

Season Yards: 1,368, Tellis Redmon, 2000

Season Touchdowns: 18, Gary Russell, 2005

Game Yards: 246, Tellis Redmon, 12/27/00

JUNIOR RECORDS

Season Attempts: 293, Tellis Redmon, 2000

Season Yards: 1,464, Laurence Maroney, 2005

Season Touchdowns: 12, Marion Barber, 1979

Game Yards: 266, Kent Kitzmann, 11/12/77

SENIOR RECORDS

Season Attempts: 314, David Cobb, 2014

Season Yards: 1,626, David Cobb, 2014

Season Touchdowns: 13, David Cobb, 2014

Jim Perkins, 1976

Game Yards: 294, Chris Darkins, 10/7/95

Pre-Modern Era (before 1945) record

RUSHING RECORDS

SEASON RECORDS

RUSHING ATTEMPTS

Season	Attempts
1. David Cobb, 2014	314
2. Thomas Hamner, 1999	308
3. Tellis Redmon, 2000	293
4. Laurence Maroney, 2005	281
5. Chris Darkins, 1994	277
6. Darrell Thompson, 1989	260
7. Amir Pinnix, 2006	252
8. Marion Barber, 1978	247
9. Darrell Thompson, 1986	242
10. Rodney Smith, 2016	240
11. Terry Jackson II, 2002	239
12. David Cobb, 2013	237
John King, 1972	237
14. Marion Barber III, 2004	231
15. Darrell Thompson, 1987	224
16. Donnell Kirkwood, 2012	218
17. Laurence Maroney, 2004	217
18. Darrell Thompson, 1988	210
19. Thomas Hamner, 1998	209
20. Marion Barber III, 2003	207
21. Paul Giel, 1952	201

RUSHING YARDAGE

Season	Yards
1. David Cobb, 2014	1,626
2. Laurence Maroney, 2005	1,464
3. Chris Darkins, 1994	1,443
4. Thomas Hamner, 1999	1,426
5. Darrell Thompson, 1986	1,376
6. Tellis Redmon, 2000	1,368
7. Laurence Maroney, 2004	1,348
8. Terry Jackson II, 2002	1,317
9. Amir Pinnix, 2006	1,272
10. Marion Barber III, 2004	1,269
11. Darrell Thompson, 1987	1,229
12. Marion Barber, 1978	1,210
13. David Cobb, 2013	1,202
14. Marion Barber III, 2003	1,196
15. John King, 1972	1,164
16. Rodney Smith, 2016	1,158
17. Darrell Thompson, 1989	1,139
18. Gary Russell, 2005	1,130
19. Laurence Maroney, 2003	1,121
20. Tellis Redmon, 2001	1,091

RUSHING AVG. PER CARRY (MIN. 100 ATT.)

Season	(Att.)	Avg.
1. Wayne "Red" Williams, 1944#	(128)	7.73
2. Laurence Maroney, 2003	(162)	6.92
3. Francis "Pug" Lund, 1934#	(100)	6.67
4. Garry White, 1979	(135)	6.37
5. Bob McNamara, 1954	(112)	6.32
6. Marion Barber III, 2001	(118)	6.28
7. Laurence Maroney, 2004	(217)	6.21
8. Rick Upchurch, 1974	(153)	6.16
9. Gary Russell, 2005	(186)	6.08
10. Valdez Baylor, 1985	(112)	6.07
11. Rick Upchurch, 1973	(141)	5.97
12. Shannon Brooks, 2015	(119)	5.95
13. Tellis Redmon, 2001	(185)	5.90

Pre-Modern Era (before 1945) record

RUSHING TOUCHDOWNS

Season	TD
1. Gary Russell, 2005	18
2. Marion Barber III, 2003	17
3. Rodney Smith, 2016	16
4. David Cobb, 2014	13
Darrell Thompson, 1987	13
Jim Perkins, 1976	13
7. Laurence Maroney, 2004	12
Marion Barber, 1979	12
9. Marion Barber III, 2004	11
Thomas Tapeh, 2003	11
Chris Darkins, 1994	11
Marion Barber, 1980	11
John King, 1972	11
Bob McNamara, 1954	11
15. Mitch Leidner, 2016	10
Mitch Leidner, 2014	10
Amir Pinnix, 2006	10
Laurence Maroney, 2005	10
Laurence Maroney, 2003	10
Billy Cockerham, 1999	10
Thomas Hamner, 1999	10
Darrell Thompson, 1989	10

100-YARD RUSHING GAMES

Season	Gms
1. Laurence Maroney, 2005	8
Laurence Maroney, 2004	8
3. David Cobb, 2014	7
Marion Barber III, 2003	7
Tellis Redmon, 2000	7
Thomas Hamner, 1999	7
Darrell Thompson, 1989	7
Darrell Thompson, 1986	7
9. Rodney Smith, 2016	7
David Cobb, 2013	6
Tellis Redmon, 2001	6
Chris Darkins, 1994	6
Darrell Thompson, 1987	6
Marion Barber, 1978	6
15. Amir Pinnix, 2006	5
Marion Barber III, 2004	5
Laurence Maroney, 2003	5
Paul Giel, 1951	5
Wayne "Red" Williams, 1944#	5

GAME RECORDS

NET YARDS RUSHING

294 Chris Darkins vs. Purdue (10/7/95)
282 Clarence Schutte# vs. Illinois (11/15/24)
266 Kent Kitzmann at Illinois (11/12/77)
258 Laurence Maroney vs. Wisconsin (10/15/05)
246 Tellis Redmon vs. N.C. State (12/27/00)
239 Terry Jackson II vs. Northwestern (10/10/02)
238 Terry Jackson II at Michigan State (10/19/02)
234 Chris Darkins vs. Purdue (10/8/94)
233 Marion Barber vs. Illinois (11/18/78)
232 Pug Lund vs. Mississippi (11/5/32)#
221 Darrell Thompson vs. Indiana State (9/30/89)
220 David Cobb vs. Middle Tennessee (9/6/14)
217 Laurence Maroney vs. Purdue (9/24/05)
216 Barry Mayer vs. Wisconsin (11/22/69)

RUSHING ATTEMPTS

57 Kent Kitzmann at Illinois (11/12/77)
46 Laurence Maroney vs. Purdue (9/24/05)
43 Laurence Maroney vs. Wisconsin (10/15/05)
42 Kent Kitzmann vs. Western Michigan (9/23/76)

42 Tellis Redmon vs. N.C. State (12/27/00)
40 Kent Kitzmann vs. Wisconsin (11/19/77)
38 Chris Darkins vs. Purdue (10/7/95)
38 Thomas Hamner at Penn State (11/6/99)
37 Terry Jackson II at Michigan State (10/19/02)
37 Darrell Thompson vs. Indiana State (9/30/89)
37 Marion Barber III vs. Alabama (12/31/04)

TOUCHDOWNS

4 Mitch Leidner vs. San Jose State (9/21/13)
4 Marion Barber III at Ohio (9/13/03)
4 Darrell Thompson vs. Bowling Green (9/1/86)
4 John King vs. Iowa (10/21/72)
4 Jim Carter vs. Iowa (11/1/69)
4 Curtis Wilson vs. Indiana (11/18/67)

CAREER RECORDS

CAREER 1,000-YARD RUSHERS

Player	Yds
1. Darrell Thompson, 1986-89	4,654
2. Laurence Maroney, 2003-05	3,933
3. Thomas Hamner, 1996-99	3,810
4. Marion Barber III, 2001-04	3,276
5. Chris Darkins, 1992-95	3,235
6. Marion Barber, 1977-80	3,094
7. David Cobb, 2011-14	2,893
8. Tellis Redmon, 1999-2001	2,481
9. Amir Pinnix, 2004-07	2,439
10. Garry White, 1977-80	2,353
11. Francis "Pug" Lund, 1932-34#	2,264
12. Paul Giel, 1951-53	2,188
13. Rickey Foggie, 1984-87	2,150
14. Duane Bennett, 2007-11	2,126
15. Wayne "Red" Williams, 1942-45#	1,999
16. Thomas Tapeh, 2000-03	1,958
17. Herb Joesting, 1925-27#	1,850
18. Barry Mayer, 1968-70	1,829
19. Rodney Smith, 2015-present	1,828
20. Antonio Carter, 1990-93	1,817
21. Billy Bye, 1946-49	1,784
22. Rick Upchurch, 1973-74	1,783
23. Kent Kitzmann, 1976-78	1,761
24. John King, 1971-73	1,758
25. DeLeon Eskridge, 2008-10	1,754
26. MarQueis Gray, 2009-12	1,731
27. Ernie Cook, 1969-71	1,680
28. Terry Jackson II, 2001-03	1,660
29. Shorty Almqvist, 1925-27#	1,645
30. Donnell Kirkwood, 2010-14	1,474
31. Jim Carter, 1967-69	1,457
32. Shannon Brooks, 2015-present	1,359
33. Harold Van Every, 1937-39#	1,302
34. Valdez Baylor, 1982-85	1,286
35. Billy Cockerham, 1996-99	1,280
36. Gary Russell, 2004-05	1,274
37. Jack Manders, 1930-32#	1,245
38. Byron Evans, 1996-99	1,226
39. George "Sonny" Franck, 1938-40#	1,197
40. Bob McNamara, 1953-55	1,179
41. Tony Dungy, 1973-76	1,165
42. Asad Abdul-Khaliq, 2000-03	1,158
43. Julius Alfonso, 1933-34, '36#	1,157
44. Tony Hunter, 1981-84	1,114
45. David Puk, 1982-85	1,062

RUSHING RECORDS

CAREER RUSHING ATTEMPTS

1. Darrell Thompson, 1986-89	936
2. Thomas Hamner, 1996-99	882
3. Laurence Maroney, 2003-05	660
Marion Barber, 1977-80	660
5. Chris Darkins, 1992-95	643
6. Marion Barber III, 2001-04	575
7. David Cobb, 2011-14	562
8. Paul Giel, 1951-53	551
9. Rickey Foggie, 1984-87	540
10. Duane Bennett, 2007-11	526
11. Tellis Redmon, 1999-2001	478
12. Amir Pinnix, 2004-07	462
13. DeLeon Eskridge, 2008-10	451
14. Antonio Carter, 1990-93	448
15. Garry White, 1977-80	444
16. Kent Kitzmann, 1976-78	443

RUSHING AVG. PER CARRY (MIN. 200 ATT.)

Season	(Att.)	Avg.
1. Wayne "Red" Williams, 1942-45#	(320)	6.25
2. Gary Russell, 2004-05	(210)	6.07
3. Rick Upchurch, 1973-74	(294)	6.06
4. Laurence Maroney, 2003-05	(660)	5.96
5. Marion Barber III, 2001-04	(575)	5.70
6. Bob McNamara, 1953-55	(217)	5.54
7. Francis "Pug" Lund, 1932-34#	(416)	5.44
8. Amir Pinnix, 2004-07	(462)	5.40
9. George "Sonny" Franck, 1938-40#	(225)	5.32
10. Harold Van Every, 1937-39#	(245)	5.31

CAREER RUSHING TOUCHDOWNS

1. Darrell Thompson, 1986-89	40
2. Marion Barber III, 2001-04	35
3. Marion Barber, 1977-80	34
4. Mitch Leidner, 2013-16	33
5. Laurence Maroney, 2003-05	32
6. Rickey Foggie, 1984-87	25
7. Thomas Tapeh, 2000-03	24
8. Herb Joesting, 1925-27#	23
9. Thomas Hamner, 1996-99	21
Chris Darkins, 1992-95	21
11. David Cobb, 2011-14	20
Jim Carter, 1967-69	20
Paul Giel, 1951-53	20
Billy Bye, 1946-49	20
Shorty Almqvist, 1925-27#	20
16. Jim Perkins, 1974-76	19
17. Rodney Smith, 2015-present	18
Amir Pinnix, 2004-07	18
Gary Russell, 2004-05	18
Sandy Stephens, 1959-61	18

CAREER 200-YARD RUSHING GAMES

1. Laurence Maroney, 2003-05	3
Chris Darkins, 1992-95	3
Darrell Thompson, 1986-89	3
Garry White, 1977-80	3
5. David Cobb, 2011-14	2
Terry Jackson II, 2001-03	2
Tellis Redmon, 1999-2001	2

CAREER 100-YARD RUSHING GAMES

1. Darrell Thompson, 1986-89	23
2. Laurence Maroney, 2003-05	21
3. Thomas Hamner, 1996-99	15
4. Marion Barber III, 2001-04	14
5. David Cobb, 2011-14	13
Tellis Redmon, 1999-2001	13

7. Marion Barber, 1977-80	12
8. Chris Darkins, 1992-95	9
Paul Giel, 1951-53	9
10. Amir Pinnix, 2004-07	8
Garry White, 1977-80	8
Wayne "Red" Williams, 1942-45#	8
13. Rodney Smith, 2015-present	7
Kent Kitzmann, 1976-78	7
Barry Mayer, 1968-70	7
16. Rick Upchurch, 1973-74	6
John King, 1971-73	6

CONSECUTIVE MILESTONES

200-YARD RUSHING GAMES

- 2 Terry Jackson II, 10/10 & 10/19/02

100-YARD RUSHING GAMES

- 7 Laurence Maroney, 12/31/03-10/9/04
- 6 Laurence Maroney, 11/13/04-9/24/05
- 5 Amir Pinnix, 11/11-9/8/07
- 5 Thomas Hamner, 10/2-10/30/99
- 5 Paul Giel, 10/20-11/7/51
- 4 Rodney Smith, 10/15-11/5/16
- 4 David Cobb, 10/19-11/9/13
- 4 Tellis Redmon, 9/30-10/21/00
- 3 Marion Barber III, 10/25-11/8/03
- 3 Laurence Maroney, 10/25-11/8/03
- 3 Marion Barber III, 9/13-9/27/03
- 3 Terry Jackson II, 10/3-10/19/02
- 3 Thomas Tapeh, 10/3-10/19/02
- 3 Chris Darkins, 10/1-10/15/94
- 3 Darrell Thompson, 10/21-11/4/89
- 3 Darrell Thompson, 10/3-10/17/87
- 3 Paul Giel, 10/17-11/7/53

GAMES WITH A RUSHING TOUCHDOWN

- 8 Marion Barber III, 8/30/03-10/18/03
- 7 Darrell Thompson, 11/22/86-10/16/87
- 6 Rodney Smith, 10/15/16-11/19/16
- 6 Thomas Hamner, 11/14/98-10/2/99

MISCELLANEOUS RECORDS

CONSECUTIVE GAMES WITH TWO 100-YARD RUSHERS

- 3 Marion Barber III & Laurence Maroney, 10/25-11/8/03
- at Illinois, 10/25/03 (Barber 129, Maroney 179)
- vs. Indiana, 11/1/03 (Barber 107, Maroney 164)
- vs. Wisconsin, 11/8/03 (Barber 139, Maroney 135)
- 3 Thomas Tapeh & Terry Jackson II, 10/3-10/20/02
- vs. Illinois, 10/3/02 (Tapeh 159, Jackson 113)
- vs. Northwestern, 10/10/02 (Tapeh 176, Jackson 239)
- at Michigan St., 10/20/02 (Tapeh 147, Jackson 238)

100 YARDS RUSHING IN A GAME BY THREE PLAYERS

- Garry White (129), Duane Gregory (128), Marion Barber (118) vs. Northwestern, 1980
- John King (188), Doug Beaudoin (157), Bob Morgan (133) vs. Northwestern, 1972

200-YARD RUSHING GAMES IN A SEASON

- 4 Laurence Maroney (203) at Tulsa, 9/1/05
- Laurence Maroney (217) vs. Purdue, 9/24/05
- Laurence Maroney (258) vs. Wisconsin, 10/15/05
- Amir Pinnix (206) vs. Michigan State, 11/12/05

100 YARDS RUSHING IN A GAME BY TWO PLAYERS

- Rodney Smith (104), Shannon Brooks (100) at Penn State, 2016
- David Cobb (207), Chris Streveler (161) vs. San Jose State, 2014
- Mitch Leidner (151), David Cobb (125) vs. San Jose State, 2013
- Rodrick Williams (148), Philip Nelson (122) at New Mexico State, 2013
- MarQueis Gray (160), Duane Bennett (114) at Northwestern, 2011
- Alex Daniels (155), Amir Pinnix (114) at Kent State, 2006
- Laurence Maroney (258), Gary Russell (139) vs. Wisconsin, 2005
- Laurence Maroney (129), Gary Russell (128) vs. Michigan, 2005
- Laurence Maroney (145), Gary Russell (116) vs. Florida Atlantic, 2005
- Marion Barber III (187), Laurence Maroney (105) vs. Alabama, 2004
- Marion Barber III (167), Laurence Maroney (156) vs. Iowa, 2004
- Marion Barber III (201), Laurence Maroney (132) vs. Colorado State, 2004
- Marion Barber III (149), Laurence Maroney (141) vs. Illinois St., 2004
- Marion Barber III (139), Laurence Maroney (135) vs. Wisconsin, 2003
- Laurence Maroney (164), Marion Barber III (107) vs. Indiana, 2003
- Laurence Maroney (179), Marion Barber III (129) at Illinois, 2003
- Marion Barber III (197), Asad Abdul-Khaliq (106) vs. Michigan, 2003
- Laurence Maroney (132), Marion Barber III (120) vs. ULL, 2003
- Terry Jackson II (238), Thomas Tapeh (147) at Michigan State, 2002
- Terry Jackson II (239), Thomas Tapeh (176) vs. Northwestern, 2002
- Terry Jackson II (159), Thomas Tapeh (113) vs. Illinois, 2002
- Marion Barber III (152), Tellis Redmon (126) vs. Michigan State, 2001
- Thomas Hamner (174), Billy Cockerham (111) vs. Indiana, 1999
- Thomas Hamner (184), Billy Cockerham (100) vs. Illinois, 1999
- Thomas Hamner (148), Byron Evans (108) vs. Iowa, 1998
- Javon Jackson (120), Rafael Cooper (102) vs. Arkansas State, 1995
- Garry White (162), Marion Barber (118) vs. Illinois, 1980
- Marion Barber (233), Garry White (102) vs. Illinois, 1978
- Rick Upchurch (210), John Jones (125) vs. Iowa, 1974
- John King (179), Larry Powell (128) at Iowa, 1973
- John King (173), Doug Beaudoin (135) vs. Iowa, 1972
- John King (174), Bob Morgan (127) vs. Indiana, 1972
- Ernie Cook (119), Craig Curry (107) vs. Kansas, 1971
- Jim Carter (121), Barry Mayer (113)

RUSHING RECORDS

vs. Wisconsin, 1968
John Wintermute (135), Curtis Wilson (118)
vs. Indiana, 1967
Billy Bye (140), Ev Faunce (105)
vs. Wyoming, 1946
Red Williams (105), Victor Kulbitski (108)
vs. Indiana, 1944

LONGEST RUNS

98 Darrell Thompson vs. Michigan, 11/7/87
93 Laurence Maroney vs. Wisconsin, 10/15/05
93 Byron Evans vs. Memphis, 9/19/98
86 Rick Upchurch vs. Iowa, 10/19/74
81 Billy Bye vs. Wyoming, 10/19/46
80 Laurence Maroney vs. Michigan, 10/9/04
80 Laurence Maroney vs. Illinois State, 9/11/04

POSITIONAL RECORDS

QUARTERBACK

SEASON RUSHING YARDS

1. MarQueis Gray, 2011	966
2. Billy Cockerham, 1999	831
3. Rickey Foggie, 1984	647
4. Adam Weber, 2007	617
5. Sandy Stephens, 1961	534

CAREER RUSHING YARDS

1. Rickey Foggie, 1984-87	2,038
2. MarQueis Gray, 2009-12	1,731
3. Mitch Leidner, 2013-16	1,495
4. Billy Cockerham, 1996-99	1,280
5. Tony Dungy, 1973-76	1,165
6. Asad Abdul-Khaliq, 2000-03	1,158

SEASON TOUCHDOWNS

1. Mitch Leidner, 2016	10
Mitch Leidner, 2014	10
Billy Cockerham, 1999	10
3. Rickey Foggie, 1985	9
Sandy Stephens, 1960	9
5. Craig Curry, 1971	8

CAREER TOUCHDOWNS

1. Mitch Leidner, 2013-16	33
2. Rickey Foggie, 1984-87	24
3. Sandy Stephens, 1959-61	18
4. Asad Abdul-Khaliq, 2000-03	16
Tony Dungy, 1973-76	16

100-YARD RUSHING GAMES

1. MarQueis Gray, 2009-12	5
2. Billy Cockerham, 1996-99	4
Rickey Foggie, 1984-87	4
4. Mitch Leidner, 2013-16	2
Asad Abdul-Khaliq, 2000-03	2
Craig Curry, 1969-71	2

100-YARD RUSHING GAMES

171 MarQueis Gray vs. Miami (Ohio) (9/17/11)
167 MarQueis Gray vs. Illinois (11/26/11)
161 Chris Streveler vs. San Jose State (9/20/14)
160 MarQueis Gray at Northwestern (11/19/11)
160 Sandy Stephens vs. Michigan (10/28/61)
156 Billy Cockerham vs. Illinois State (9/18/99)
153 Rickey Foggie vs. Wisconsin (10/13/84)
151 Mitch Leidner vs. San Jose State (9/21/13)
149 Tony Dungy vs. North Dakota (9/21/74)
140 Rickey Foggie vs. Wichita State (9/14/85)
136 Rickey Foggie vs. Northwestern (10/10/87)

133 Bob Morgan vs. Northwestern (11/11/72)
128 Bob Cox vs. Michigan State (11/17/56)
127 Bob Morgan vs. Indiana (9/16/72)
122 Philip Nelson at New Mexico State (9/7/13)
122 Billy Cockerham at Iowa (11/20/99)
118 Curtis Wilson vs. Indiana (11/18/67)
111 Mitch Leidner at Nebraska (11/22/14)
111 Billy Cockerham vs. Indiana (11/13/99)
110 MarQueis Gray vs. New Mexico St. (9/10/11)
110 Marquel Fleetwood vs. Colorado (9/19/92)
109 MarQueis Gray vs. New Hampshire (9/8/2012)
107 Craig Curry vs. Kansas (10/2/71)
106 Asad Abdul-Khaliq vs. Michigan (10/10/03)
103 Asad Abdul-Khaliq vs. Toledo (9/14/02)
101 Rickey Foggie vs. Michigan (11/10/84)
100 Billy Cockerham at Illinois (10/16/99)
100 Craig Curry vs. Indiana (10/10/70)

RECORDS BY CLASS

FRESHMAN

SEASON RUSHING YARDS

1. Darrell Thompson, 1986	1,376
2. Laurence Maroney, 2003	1,121
3. Marion Barber III, 2001	742
4. Shannon Brooks, 2015	709
5. DeLeon Eskridge, 2008	678

SOPHOMORE

SEASON RUSHING YARDS

1. Tellis Redmon, 2000	1,368
2. Laurence Maroney, 2004	1,348
3. Terry Jackson II, 2002	1,317
4. Darrell Thompson, 1987	1,229
5. Marion Barber III, 2003	1,196

JUNIOR

SEASON RUSHING YARDS

1. Laurence Maroney, 2005	1,464
2. Chris Darkins, 1994	1,443
3. Amir Pinnix, 2006	1,272
4. Marion Barber III, 2004	1,269
5. Marion Barber, 1978	1,210

SENIOR

SEASON RUSHING YARDS

1. David Cobb, 2014	1,626
2. Thomas Hamner, 1999	1,426
3. Darrell Thompson, 1989	1,139
4. Garry White, 1980	959
5. Rick Upchurch, 1974	942

ALL-TIME TOP 10 RUSHERS

Year	Att.	Yards	Avg.	TD
1. DARRELL THOMPSON				
1986	242	1,376	5.7	8
1987	224	1,229	5.5	13
1988	210	910	4.3	9
1989	260	1,139	4.4	10
Total	936	4,654	5.0	40
2. LAURENCE MARONEY				
2003	162	1,121	6.9	10
2004	217	1,348	6.2	12
2005	281	1,464	5.2	10
Total	660	3,933	6.0	32
3. THOMAS HAMNER				
1996	195	883	4.5	3
1997	170	663	3.9	4

1998	209	838	4.0	4
1999	308	1,426	4.6	10
Total	882	3,810	4.3	21

4. MARION BARBER III

2001	118	742	6.3	7
2002	19	69	3.6	0
2003	207	1,196	5.8	17
2004	231	1,269	5.5	11
Total	575	3,276	5.7	35

5. CHRIS DARKINS

1992	78	357	4.6	0
1993	124	610	4.9	4
1994	277	1,443	5.2	11
1995	164	825	5.0	6
Total	643	3,235	5.0	21

6. MARION BARBER

1977	132	589	4.5	3
1978	247	1,210	4.9	8
1979	127	526	4.1	12
1980	154	769	5.0	11
Total	660	3,094	4.7	34

7. DAVID COBB

2011	10	57	5.7	0
2012	1	8	8.0	0
2013	237	1,202	5.1	7
2014	314	1,626	5.2	13
Total	562	2,893	5.1	20

8. TELLIS REDMON

1999	8	22	2.8	1
2000	293	1,368	4.7	8
2001	185	1,091	5.9	6
Total	486	2,481	5.1	15

9. AMIR PINNIX

2004	26	137	5.3	2
2005	78	467	6.0	1
2006	252	1,272	5.0	10
2007	106	563	5.3	5
Total	462	2,439	5.4	18

10. GARRY WHITE

1977	65	261	4.0	0
1978	67	272	4.1	1
1979	135	861	6.4	6
1980	177	959	5.4	9
Total	444	2,353	5.3	16

YEAR-BY-YEAR LEADERS

Year	Player	Att.	Yards	TD
1925	Shorty Almquist	97	505	—
1926	Herb Joesting	188	962	—
1927	Shorty Almquist	138	687	—
1928	Win Brockmeyer	91	549	—
1929	Art Pharmed	109	570	—
1930	Jack Manders	102	413	—
1931	Jack Manders	128	459	6
1932	Francis "Pug" Lund	163	867	2
1933	Francis "Pug" Lund	153	730	4
1934	Francis "Pug" Lund	100	667	6
1935	George Roscoe	123	648	4
1936	Andy Uram	64	456	2
1937	Harold Van Every	91	526	3
1938	Wilbur Moore	98	555	2
1939	Harold Van Every	133	733	3

RUSHING RECORDS

1940	Bruce Smith	76	542	3
1941	Bill Daley	157	726	3
1942	Bill Daley	88	552	4
1943	Red Williams	99	561	7
1944	Red Williams	128	989	8
1945	Vic Kulbitski	112	485	5
1946	Billy Bye	70	467	5
1947	Billy Bye	87	433	5
1948	Ev Faunce	116	558	4
1949	Billy Bye	138	561	7
1950	Dick Gregory	66	315	1
1951	Paul Giel	152	789	6
1952	Paul Giel	201	650	5
1953	Paul Giel	198	749	9
1954	Bob McNamara	112	708	11
1955	Dick Borstad	96	440	5
1956	Bobby Cox	130	553	6
1957	Bob Blakely	65	324	6
1958	Bill Kauth	92	361	4
1959	Tom Robbins	93	339	2
1960	Roger Hagberg	101	443	3
1961	Sandy Stephens	122	534	8
1962	Jerry Jones	98	453	3
1963	Mike Reid	102	392	3
1964	Fred Farthing	113	433	3
1965	Joe Holmberg	106	352	4
1966	Curtis Wilson	138	546	4
1967	Jim Carter	142	519	3
1968	Barry Mayer	130	662	3
1969	Barry Mayer	162	745	3
1970	Ernie Cook	107	495	6
1971	Ernie Cook	177	881	5
1972	John King	237	1,164	11
1973	Rick Upchurch	141	841	9
1974	Rick Upchurch	153	942	4
1975	Bubby Holmes	132	573	3
1976	Kent Kitzmann	168	696	1
1977	Kent Kitzmann	175	723	4
1978	Marion Barber	247	1,210	8
1979	Garry White	135	861	6
1980	Garry White	177	959	9
1981	Frank Jacobs	147	636	8
1982	Tony Hunter	69	395	3
1983	David Puk	73	287	2
1984	Rickey Foggie	145	647	2
1985	Valdez Baylor	112	680	6
1986	Darrell Thompson	242	1,376	8
1987	Darrell Thompson	224	1,229	13
1988	Darrell Thompson	210	910	9
1989	Darrell Thompson	260	1,139	10
1990	Mark Smith	196	700	5
1991	Antonio Carter	165	660	1
1992	Antonio Carter	133	572	3
1993	Chris Darkins	124	610	4
1994	Chris Darkins	277	1,443	11
1995	Chris Darkins	164	825	6
1996	Thomas Hamner	195	883	3
1997	Thomas Hamner	170	663	4
1998	Thomas Hamner	209	838	4
1999	Thomas Hamner	308	1,426	10
2000	Tellis Redmon	293	1,368	8
2001	Tellis Redmon	185	1,091	6
2002	Jerry Jackson II	239	1,317	6
2003	Marion Barber III	207	1,196	17
2004	Laurence Maroney	217	1,348	12
2005	Laurence Maroney	281	1,464	10
2006	Amir Pinnix	252	1,272	10
2007	Adam Weber	146	617	5
2008	DeLeon Eskridge	184	678	7

2009	Duane Bennett	98	376	6
2010	DeLeon Eskridge	193	698	7
2011	MarQueis Gray	199	966	6
2012	Donnell Kirkwood	218	926	6
2013	David Cobb	237	1,202	7
2014	David Cobb	314	1,626	13
2015	Shannon Brooks	119	709	7
2016	Rodney Smith	240	1,158	16

100-YARD RUSHING GAMES

PERFORMANCES SINCE 1942

Name, Opponent (Date)	Yards
Bill Daley vs. Iowa Seahawks (10/3/42)	165
Wayne "Red" Williams at Iowa (11/14/42)	149
Loren Palmer vs. Nebraska (10/2/43)	111
Wayne "Red" Williams vs. Iowa (11/13/43)	143
Wayne "Red" Williams vs. Iowa Seahawks (9/23/44)	131
Wayne "Red" Williams vs. Missouri (10/14/44)	158
Wayne "Red" Williams at Ohio State (10/28/44)	156
Wayne "Red" Williams vs. Northwestern (11/4/44)	124
Wayne "Red" Williams vs. Indiana (11/11/44)	105
Victor Kulbitski vs. Indiana (11/11/44)	108
Wayne "Red" Williams at Wisconsin (11/25/44)	128
Victor Kulbitski vs. Missouri (9/22/45)	113
Bob Mealey at Nebraska (10/6/45)	113
Tom Cates vs. Northwestern (10/20/45)	111
Tom Cates vs. Ohio State (10/27/45)	104
Billy Bye vs. Wyoming (10/19/46)	140
Ev Faunce vs. Wyoming (10/19/46)	105
Billy Bye vs. Iowa (11/16/46)	112
Ev Faunce vs. Iowa (11/15/47)	137
Ev Faunce at Washington (9/25/48)	175
Dick Gregory at Ohio State (10/15/49)	129
Kermit Klefsaas vs. Purdue (11/18/50)	112
Kermit Klefsaas vs. Wisconsin (11/25/50)	121
Paul Giel vs. Nebraska (10/20/51)	105
Paul Giel vs. Michigan (10/27/51)	104
Paul Giel vs. Iowa (11/3/51)	166
Paul Giel vs. Indiana (11/10/51)	117
Paul Giel vs. Purdue (11/17/51)	165
Paul Giel vs. Purdue (11/8/52)	105
Paul Giel vs. Illinois (10/17/53)	142
Paul Giel vs. Michigan (10/24/53)	112
Paul Giel vs. Indiana (11/7/53)	101
Melvin Holme vs. Wisconsin (11/21/53)	121
Bob McNamara vs. N'western (10/9/54)	120
Ken Yackel vs. Illinois (10/16/54)	107
Bob McNamara vs. Oregon State (11/6/54)	161
Bob McNamara vs. Iowa (11/13/54)	115
Dick Borstad vs. Northwestern (10/8/55)	142
Dick Borstad vs. USC (10/29/55)	104
Bob Schultz vs. Wisconsin (11/19/55)	117
Bob Cox vs. Michigan State (11/17/56)	128
Roger Hagberg vs. Iowa (11/5/60)	103
Sandy Stephens vs. Michigan (10/28/61)	160
Joe Holmberg vs. Indiana (10/9/65)	115
Curtis Wilson vs. Stanford (9/24/66)	109
Curtis Wilson vs. Ohio State (10/29/66)	138
Curtis Wilson vs. Northwestern (11/5/66)	101
Jim Carter vs. Illinois (10/14/67)	118
Mo Forte vs. Iowa (11/4/67)	149
John Wintermute vs. Indiana (11/18/67)	135
Curtis Wilson vs. Indiana (11/18/67)	118
Barry Mayer vs. Iowa (11/2/68)	179
Jim Carter vs. Purdue (11/9/68)	101
Barry Mayer vs. Indiana (11/16/68)	177
Jim Carter vs. Wisconsin (11/23/68)	121
Barry Mayer vs. Wisconsin (11/23/68)	113
Jim Carter vs. Arizona State (9/20/69)	101

Barry Mayer vs. Indiana (10/11/69)	130
Jim Carter vs. Ohio State (10/18/69)	100
Barry Mayer vs. Iowa (11/1/69)	135
Ernest Cook vs. Northwestern (11/8/69)	141
Barry Mayer vs. Wisconsin (11/22/69)	216
Barry Mayer vs. Ohio (9/26/70)	118
Craig Curry vs. Indiana (10/10/70)	100
John Marquesen vs. Michigan State (11/14/70)	102
Ernest Cook vs. Kansas (10/2/71)	119
Craig Curry vs. Kansas (10/2/71)	107
Ernest Cook vs. Iowa (10/16/71)	175
John Marquesen vs. Wisconsin (11/20/71)	115
John King vs. Indiana (9/16/72)	174
Bob Morgan vs. Indiana (9/16/72)	177
John King vs. Iowa (10/23/72)	123
Doug Beauvain vs. Iowa (10/23/72)	135
John King vs. Northwestern (11/11/72)	188
Doug Beauvain vs. Northwestern (11/11/72)	157
Bob Morgan vs. Northwestern (11/11/72)	133
John King vs. Michigan State (11/18/72)	138
John King vs. North Dakota (9/22/73)	110
John King vs. Iowa (10/13/73)	179
Larry Powell at Iowa (10/20/73)	128
Rick Upchurch at Northwestern (11/3/73)	154
Rick Upchurch vs. Purdue (11/10/73)	177
Rick Upchurch vs. Wisconsin (11/24/73)	167
Rick Upchurch vs. Ohio State (9/14/74)	107
Tony Dungy vs. North Dakota (9/21/74)	149
John Jones vs. Iowa (10/19/74)	125
Rick Upchurch vs. Iowa (10/19/74)	210
Rick Upchurch at Purdue (11/9/74)	120
Dexter Pride at Indiana (9/13/75)	167
Bubby Holmes vs. Ohio (10/4/75)	110
Greg Barlow vs. Northwestern (11/22/75)	102
Greg Barlow vs. Wisconsin (11/22/75)	102
Kent Kitzmann vs. Washington State (9/18/76)	111
Kent Kitzmann vs. Western Michigan (9/25/76)	183
Kent Kitzmann at Washington (10/2/76)	101
Kent Kitzmann at Michigan State (10/16/76)	112
Jeff Thompson vs. Western Mich. (9/10/77)	109
Kent Kitzmann at Washington (10/2/77)	101
Marion Barber at Indiana (10/29/77)	111
Kent Kitzmann at Illinois (11/12/77)	266
Kent Kitzmann vs. Wisconsin (11/19/77)	154
Marion Barber vs. Toledo (9/16/78)	122
Marion Barber vs. Iowa (10/14/78)	130
Marion Barber at Northwestern (10/21/78)	110
Marion Barber vs. Indiana (11/4/78)	177
Garry White vs. Illinois (11/18/78)	102
Marion Barber vs. Illinois (11/18/78)	233
Marion Barber at Wisconsin (11/25/78)	111
Garry White vs. Ohio State (9/15/79)	221
Marion Barber vs. Northwestern (9/29/79)	143
Garry White vs. Michigan St. (11/10/79)	140
Garry White vs. Wisconsin (11/17/79)	230
Marion Barber vs. Ohio (9/13/80)	126
Marion Barber vs. USC (9/27/80)	101
Garry White vs. Northwestern (10/4/80)	129
Duane Gregory vs. Northwestern (10/4/80)	128
Marion Barber vs. Northwestern (10/4/80)	118
Marion Barber vs. Illinois (11/1/80)	162
Garry White vs. Illinois (11/1/80)	103
Garry White vs. Indiana (11/8/80)	145
Garry White vs. Michigan State (11/15/80)	201
Marvell Ross vs. Ohio (9/12/81)	102
Frank Jacobs vs. Illinois (10/3/81)	114
Frank Jacobs vs. Northwestern (10/10/81)	182
Manny Henry vs. Indiana (10/17/81)	105
Tony Hunter vs. Ohio (9/11/82)	124

RUSHING RECORDS

Tony Hunter vs. Michigan State (11/13/82)	131	Tellis Redmon at Ohio State (10/14/00)	118	Duane Bennett vs. Michigan (10/27/07)	106
Tony Hunter vs. Indiana (10/6/84)	116	Tellis Redmon at Indiana (10/21/00)	103	DeLeon Eskridge vs. Montana State (9/13/08)	114
Rickey Foggie vs. Wisconsin (10/13/84)	153	Tellis Redmon at Wisconsin (11/4/00)	211	DeLeon Eskridge at Illinois (10/13/08)	124
Rickey Foggie vs. Michigan (11/10/84)	101	Tellis Redmon vs. N.C. State (12/27/00)	246	Duane Bennett at Middle Tenn. St. (9/2/10)	187
Rickey Foggie vs. Wichita State (9/14/85)	140	Marion Barber III vs. Louisiana-Laf. (9/8/01)	173	Duane Bennett vs. South Dakota (9/11/10)	104
Valdez Baylor vs. Indiana (10/19/85)	141	Tellis Redmon at Purdue (9/29/01)	152	DeLeon Eskridge vs. Northwestern (10/2/10)	119
Darrell Thompson vs. Bowling Green (9/1/86)	205	Tellis Redmon at Northwestern (10/13/01)	143	DeLeon Eskridge vs. Penn State (10/23/10)	111
Darrell Thompson vs. Pacific (9/27/86)	117	Marion Barber III vs. Michigan St. (10/20/01)	152	MarQueis Gray vs. New Mexico State (9/10/11)	110
Darrell Thompson vs. Northwestern (10/11/86)	176	Tellis Redmon vs. Michigan State (10/20/01)	126	MarQueis Gray vs. Miami (Ohio) (9/17/11)	171
Darrell Thompson vs. Indiana (10/18/86)	191	Tellis Redmon vs. Murray State (10/27/01)	108	Duane Bennett vs. Iowa (10/29/11)	101
Darrell Thompson vs. Wisconsin (11/8/86)	117	Tellis Redmon vs. Ohio State (11/3/01)	103	MarQueis Gray at Northwestern (11/19/11)	160
Darrell Thompson vs. Iowa (11/22/86)	104	Tellis Redmon vs. Wisconsin (11/24/01)	128	Duane Bennett at Northwestern (11/19/11)	114
Darrell Thompson vs. Tennessee (12/29/86)	136	Asad Abdul-Khaliq vs. Toledo (9/14/02)	103	MarQueis Gray vs. Illinois (11/26/11)	167
Darrell Thompson vs. Northern Iowa (9/12/87)	156	Terry Jackson II vs. Buffalo (9/21/02)	124	MarQueis Gray vs. New Hampshire (9/8/12)	109
Darrell Thompson vs. California (9/19/87)	156	Terry Jackson II vs. Illinois (10/3/02)	159	Donnell Kirkwood vs. Western Michigan (9/15/12)	110
Darrell Thompson vs. Purdue (10/3/87)	101	Thomas Tapeh vs. Illinois (10/3/02)	113	Donnell Kirkwood vs. Purdue (10/27/12)	134
Darrell Thompson vs. Northwestern (10/10/87)	144	Terry Jackson II vs. Northwestern (10/10/02)	239	Donnell Kirkwood at Illinois (11/10/12)	152
Rickey Foggie vs. Northwestern (10/10/87)	136	Thomas Tapeh vs. Northwestern (10/10/02)	176	Rodrick Williams at New Mexico State (9/7/13)	148
Darrell Thompson vs. Indiana (10/17/87)	103	Terry Jackson II at Michigan State (10/20/02)	238	Philip Nelson at New Mexico State (9/7/13)	122
Darrell Thompson vs. Michigan (11/7/87)	201	Thomas Tapeh at Michigan State (10/20/02)	147	Mitch Leidner vs. San Jose State (9/21/13)	151
Darrell Thompson vs. Miami (Ohio) (9/17/88)	179	Thomas Tapeh vs. Arkansas (12/30/02)	100	David Cobb vs. San Jose State (9/21/13)	125
Darrell Thompson vs. Northern Ill. (9/24/88)	102	Marion Barber III at Ohio (9/13/03)	104	David Cobb at Northwestern (10/19/13)	103
Darrell Thompson vs. Northwestern (10/8/88)	156	Marion Barber III vs. La-Lafayette (9/20/03)	120	David Cobb vs. Nebraska (10/26/13)	138
Darrell Thompson vs. Iowa State (9/16/89)	106	Laurence Maroney vs. La-Lafayette (9/20/03)	132	David Cobb at Indiana (11/2/13)	188
Darrell Thompson vs. Indiana State (9/30/89)	231	Marion Barber III at Penn State (9/27/03)	134	David Cobb vs. Penn State (11/9/13)	139
Darrell Thompson vs. Indiana (10/21/89)	117	Marion Barber III vs. Michigan (10/10/03)	197	David Cobb at Michigan State (11/30/13)	101
Darrell Thompson vs. Ohio State (10/28/89)	133	Asad Abdul-Khaliq vs. Michigan (10/10/03)	106	David Cobb vs. Middle Tennessee (9/6/14)	220
Darrell Thompson vs. Wisconsin (11/4/89)	143	Marion Barber III at Illinois (10/25/03)	129	David Cobb vs. San Jose State (9/20/14)	207
Darrell Thompson vs. Michigan (11/18/89)	125	Laurence Maroney at Illinois (10/25/03)	179	Chris Strevler vs. San Jose State (9/20/14)	161
Darrell Thompson vs. Iowa (11/25/89)	122	Marion Barber III vs. Indiana (11/1/03)	107	David Cobb at Michigan (9/27/14)	183
Mark Smith vs. Northwestern (10/13/90)	169	Laurence Maroney vs. Indiana (11/1/03)	164	David Cobb vs. Purdue (10/18/14)	194
Antonio Carter vs. Ohio State (11/9/91)	120	Marion Barber III vs. Wisconsin (11/8/03)	139	David Cobb at Illinois (10/25/14)	118
Antonio Carter vs. Wisconsin (11/16/91)	136	Laurence Maroney vs. Wisconsin (11/8/03)	135	David Cobb vs. Ohio State (11/15/14)	145
Marquel Fleetwood vs. Colorado (9/19/92)	110	Laurence Maroney vs. Oregon (12/31/03)	135	Mitch Leidner at Nebraska (11/22/14)	111
Chris Darkins vs. Purdue (10/9/93)	149	Laurence Maroney vs. Toledo (9/4/04)	108	David Cobb at Wisconsin (11/29/14)	118
Chris Darkins vs. Pacific (9/10/94)	179	Marion Barber III vs. Illinois St. (9/11/04)	149	Rodney Smith at Colorado State (9/12/15)	108
Chris Darkins vs. San Diego State (9/17/94)	155	Laurence Maroney vs. Illinois St. (9/11/04)	141	Shannon Brooks at Purdue (10/10/15)	176
Chris Darkins at Indiana (10/1/94)	146	Marion Barber III at Colorado State (9/18/04)	201	Shannon Brooks vs. Illinois (11/21/15)	174
Chris Darkins at Purdue (10/8/94)	234	Laurence Maroney at Colorado State (9/18/04)	132	Rodney Smith vs. Oregon State (9/1/16)	125
Chris Darkins vs. Northwestern (10/15/94)	110	Laurence Maroney vs. Northwestern (9/25/04)	145	Kobe McCrary vs. Indiana State (9/10/16)	176
Chris Darkins vs. Iowa (11/19/94)	188	Laurence Maroney vs. Penn State (10/2/04)	144	Rodney Smith at Penn State (10/1/16)	104
Chris Darkins at Syracuse (9/23/95)	205	Laurence Maroney at Michigan (10/9/04)	145	Shannon Brooks at Penn State (10/16/16)	100
Javon Jackson vs. Arkansas State (9/30/95)	120	Marion Barber III vs. Illinois (10/23/04)	138	Rodney Smith at Maryland (10/15/16)	144
Rafael Cooper vs. Arkansas State (9/30/95)	102	Marion Barber III vs. Iowa (11/13/04)	167	Rodney Smith vs. Rutgers (10/22/16)	111
Chris Darkins vs. Purdue (10/7/95)	294	Laurence Maroney vs. Iowa (11/13/04)	156	Rodney Smith at Illinois (10/29/16)	100
Thomas Hamner vs. NE Louisiana (9/7/96)	158	Marion Barber III vs. Alabama (12/31/04)	187	Rodney Smith vs. Purdue (11/5/16)	153
Thomas Hamner at Northwestern (10/12/96)	128	Laurence Maroney vs. Alabama (12/31/04)	105		
Thomas Hamner at Hawaii (8/30/97)	104	Laurence Maroney at Tulsa (9/1/05)	203		
Thomas Hamner at Memphis (9/20/97)	102	Laurence Maroney vs. Colorado State (9/10/05)	133		
Thomas Hamner at Penn State (10/18/97)	154	Laurence Maroney vs. Florida Atlantic (9/17/05)	145		
Thomas Hamner vs. Arkansas State (9/5/98)	137	Gary Russell vs. Florida Atlantic (9/17/05)	116		
Thomas Hamner vs. Memphis (9/19/98)	128	Laurence Maroney vs. Purdue (9/24/05)	217		
Thomas Hamner vs. Iowa (11/21/98)	148	Laurence Maroney at Michigan (10/8/05)	129		
Byron Evans vs. Iowa (11/21/98)	108	Gary Russell at Michigan (10/8/05)	128		
Thomas Hamner vs. UL Monroe (9/11/99)	174	Laurence Maroney vs. Wisconsin (10/15/05)	258		
Billy Cockerham at Illinois State (9/18/99)	156	Gary Russell vs. Wisconsin (10/15/05)	139		
Thomas Hamner at Northwestern (10/2/99)	118	Laurence Maroney vs. Ohio State (10/29/05)	127		
Thomas Hamner vs. Wisconsin (10/9/99)	144	Gary Russell at Indiana (11/5/05)	188		
Billy Cockerham at Illinois (10/16/99)	100	Amir Pinnix vs. Michigan State (11/12/05)	206		
Thomas Hamner at Illinois (10/16/99)	184	Laurence Maroney vs. Virginia (12/30/05)	109		
Thomas Hamner vs. Ohio State (10/23/99)	115	Alex Daniels at Kent State (8/31/06)	155		
Thomas Hamner vs. Purdue (10/30/99)	166	Amir Pinnix at Kent State (8/31/06)	114		
Billy Cockerham vs. Indiana (11/13/99)	111	Amir Pinnix at Purdue (9/23/06)	173		
Thomas Hamner vs. Indiana (11/13/99)	174	Amir Pinnix at Michigan State (11/11/06)	113		
Billy Cockerham at Iowa (11/20/99)	122	Amir Pinnix vs. Iowa (11/18/06)	119		
Tellis Redmon vs. UL Monroe (9/2/00)	101	Amir Pinnix vs. Texas Tech (12/29/06)	179		
Thomas Tapeh at Baylor (9/16/00)	183	Amir Pinnix vs. Bowling Green (9/1/07)	168		
Tellis Redmon vs. Illinois (9/30/00)	183	Amir Pinnix vs. Miami (Ohio) (9/8/07)	126		
Tellis Redmon vs. Penn State (10/7/00)	150	Jay Thomas vs. Northwestern (10/13/07)	100		



PASSING RECORDS

Adam Weber (2007-10) • career leader in passing yards, touchdowns, attempts and completions



Bryan Cupito (2003-06) • career leader in touchdown-interception ratio

ATTEMPTS

Game: 67, Mike Hohensee vs. Ohio State, 11/7/81
Season: 449, Adam Weber, 2007
Career: 1,594, Adam Weber, 2007-10

COMPLETIONS

Game: 37, Mike Hohensee vs. Ohio State, 11/7/81
Season: 258, Adam Weber, 2008
Career: 909, Adam Weber, 2007-10

YARDS

Game: 478, Tim Schade vs. Penn State, 9/4/93
Season: 2,895, Adam Weber, 2007
Career: 10,917, Adam Weber, 2007-10

TOUCHDOWN PASSES

Game: 6, Scott Eckers vs. Purdue, 10/9/93
Season: 24, Adam Weber, 2007
Career: 72, Adam Weber, 2007-10

MOST PASSES INTERCEPTED

Game: 6, Don Swanson vs. Wisconsin, 11/20/54
Season: 19, Marquel Fleetwood, 1992
 Mike Hohensee, 1982
 Paul Giel, 1951
 Adam Weber, 2007
Career: 51, Adam Weber, 2007-10

TOUCHDOWN-INTERCEPTION RATIO

Season: 3.40, Asad Abdul-Khaliq, 2003 (17-5)
Career: 2.20, Bryan Cupito, 2003-06 (55-25)

COMPLETION PERCENTAGE

Game: 1,000, Cory Sauter vs. Ohio State, 1995 (7 of 7)
 Mark Carlson vs. Ohio State, 1978 (7 of 7)
Season: .632, Asad Abdul-Khaliq, 2003 (158 of 250)
Career: .572, Mark Carlson, 1976-79 (255 of 477)

CONSECUTIVE COMPLETIONS

14, Mitch Leidner vs. Central Michigan, 12/28/15
 Mitch Leidner vs. Missouri, 1/1/2015
 Adam Weber at Bowling Green, 9/6/2008

CAREER AVG GAIN PER COMPLETION

16.8 yards, Rickey Foggie, 1984-87

LONGEST GAIN

96 yards, Asad Abdul-Khaliq to Jared Ellerson at Northwestern, 10/4/03
 94 yards, Marquel Fleetwood to John Lewis vs. Michigan, 10/24/92

FRESHMAN RECORDS

Completions: 258, Adam Weber, 2007
Passing Yardage: 2,895, Adam Weber, 2007
Touchdown Passes: 24, Adam Weber, 2007

SOPHOMORE RECORDS

Completions: 255, Adam Weber, 2008
Passing Yardage: 2,761, Adam Weber, 2008
Touchdown Passes: 18, Cory Sauter, 1995

JUNIOR RECORDS

Completions: 242, Mitch Leidner, 2015
Passing Yardage: 2,701, Mitch Leidner, 2015
Touchdown Passes: 20, Mike Hohensee, 1981

SENIOR RECORDS

Completions: 214, Bryan Cupito, 2006
Passing Yardage: 2,819, Bryan Cupito, 2006
Touchdown Passes: 22, Bryan Cupito, 2006

PASSING RECORDS

SEASON RECORDS

PASSING YARDAGE

Season	Yards
1. Adam Weber, 2007	2,895
2. Bryan Cupito, 2006	2,819
3. Adam Weber, 2008	2,761
4. Mitch Leidner, 2015	2,701
5. Adam Weber, 2010	2,679
6. Cory Sauter, 1995	2,600
7. Adam Weber, 2009	2,582
8. Cory Sauter, 1996	2,578
9. Bryan Cupito, 2005	2,530
10. Mike Hohensee, 1981	2,412
11. Asad Abdul-Khaliq, 2003	2,401
12. Mike Hohensee, 1982	2,380
13. Tim Schade, 1994	2,338
14. Asad Abdul-Khaliq, 2002	2,190
15. Mark Carlson, 1979	2,188

PASSING ATTEMPTS

Season	Attempts
1. Adam Weber, 2007	449
2. Adam Weber, 2008	410
3. Mitch Leidner, 2015	407
4. Marquel Fleetwood, 1992	385
5. Adam Weber, 2010	368
6. Adam Weber, 2009	367
7. Mike Hohensee, 1981	362
8. Mike Hohensee, 1982	360
9. Bryan Cupito, 2006	359
10. Cory Sauter, 1995	352
11. Tim Schade, 1994	341
12. Cory Sauter, 1996	338
13. Asad Abdul-Khaliq, 2002	315
14. Mitch Leidner, 2016	307
15. Mark Carlson, 1979	300
16. Bryan Cupito, 2005	297

PASSING COMPLETIONS

Season	Completions
1. Adam Weber, 2007	258
2. Adam Weber, 2008	255
3. Mitch Leidner, 2015	242
4. Bryan Cupito, 2006	214
5. Mike Hohensee, 1982	210
6. Adam Weber, 2010	205
7. Cory Sauter, 1995	204
8. Cory Sauter, 1996	200
9. Marquel Fleetwood, 1992	192
10. Adam Weber, 2009	191
11. Tim Schade, 1994	187
12. Mike Hohensee, 1981	182
13. Mark Carlson, 1979	177
14. Bryan Cupito, 2005	176
15. Mitch Leidner, 2016	173
16. Asad Abdul-Khaliq, 2002	165
17. Asad Abdul-Khaliq, 2003	158
18. Marquel Fleetwood, 1991	155
19. Travis Cole, 2000	147
Billy Cockerham, 1999	147
21. Tim Schade, 1993	135

TOUCHDOWN PASSES

Season	TDs
1. Adam Weber, 2007	24
2. Bryan Cupito, 2006	22
3. Adam Weber, 2010	20
Mike Hohensee, 1981	20
5. Bryan Cupito, 2005	19
Asad Abdul-Khaliq, 2002	19
7. Cory Sauter, 1995	18
8. Asad Abdul-Khaliq, 2003	17
9. Adam Weber, 2008	15
Billy Cockerham, 1999	15
Tony Dungy, 1975	15
12. Mitch Leidner, 2015	14
Bryan Cupito, 2004	14
Cory Sauter, 1996	14
Tim Schade, 1994	14
16. Adam Weber, 2009	13
Mike Hohensee, 1982	13
18. Asad Abdul-Khaliq, 2001	12
19. Mitch Leidner, 2014	11
Travis Cole, 2000	11
Billy Cockerham, 1998	11
Mark Carlson, 1979	11
23. Rickey Foggie, 1984	10

COMPLETION PERCENTAGE (MIN. 100 ATT.)

Season	(Att.-Comp.)	Pct.
1. Asad Abdul-Khaliq, 2003	(250-158)	.632
2. Adam Weber, 2008	(410-255)	.622
3. Cory Sauter, 1995	(338-204)	.604
4. Bryan Cupito, 2006	(359-214)	.596
5. Mitch Leidner, 2015	(407-242)	.595
6. Bryan Cupito, 2005	(297-176)	.593
7. Marquel Fleetwood, 1991	(264-155)	.587
8. Travis Cole, 2000	(252-147)	.583
Mike Hohensee, 1982	(360-210)	.583
10. Adam Weber, 2007	(449-258)	.575

INTERCEPTIONS THROWN

Season	INT
1. Adam Weber, 2007	19
Marquel Fleetwood, 1992	19
Mike Hohensee, 1982	19
Paul Giel, 1951	19
5. Greg Murphy, 1983	16
John Hankinson, 1965	16
7. Adam Weber, 2009	15
8. Tony Dungy, 1975	14
9. Cory Sauter, 1995	13
Tim Schade, 1993	13
Tim Salem, 1980	13
Sandy Stephens, 1961	13

PASS EFFICIENCY RATING

1. Asad Abdul-Khaliq, 2003	162.31
2. MarQueis Gray, 2012*	146.00
3. Bryan Cupito, 2005	145.87
4. Bryan Cupito, 2006	140.78
5. Cory Sauter, 1995	134.85
6. Asad Abdul-Khaliq, 2001	134.55
7. Rickey Foggie, 1985	134.45
8. Travis Cole, 2000	133.25
9. Mitch Leidner, 2013	131.90
10. Adam Weber, 2010	129.90
11. Asad Abdul-Khaliq, 2000	129.35
12. Billy Cockerham, 1999	127.59

*Started three games at quarterback and threw at least one pass in three other games

GAME RECORDS

INDIVIDUAL YARDS PASSING

478 Tim Schade vs. Penn State (9/4/93)
444 Mike Hohensee vs. Ohio State (11/7/81)
416 Adam Weber vs. Michigan State (10/31/09)
404 Cory Sauter at Michigan State (10/21/95)
402 Scott Eckers vs. Purdue (10/8/93)
397 Cory Sauter vs. Ball State (9/14/96)
396 Bryan Cupito vs. Ohio State (10/29/05)
394 Tim Schade vs. Michigan (11/12/94)
388 Asad Abdul-Khaliq at Iowa (11/15/03)
378 Bryan Cupito vs. Indiana (11/4/06)
377 Asad Abdul-Khaliq vs. Michigan St. (10/18/03)
373 Adam Weber vs. Northern Illinois (9/25/10)
368 Cory Sauter vs. Houston (9/27/97)
365 Tim Schade vs. Iowa (11/19/94)
357 Greg Murphy at Indiana (10/8/83)
355 Cory Sauter vs. Wisconsin (11/11/95)
354 Tim Schade vs. Purdue (10/8/94)
352 Adam Weber vs. Wisconsin (11/17/07)

TOUCHDOWN PASSES

6 Scott Eckers vs. Purdue (10/9/93)
5 Adam Weber vs. Michigan State (10/31/09)
5 Adam Weber at Northwestern (10/13/07)
5 Mike Hohensee vs. Ohio State (11/7/81)
5 Mike Hohensee vs. Oregon State (9/26/81)
4 Mitch Leidner vs. Indiana State (9/10/16)
4 Mitch Leidner vs. Iowa (11/8/14)
4 Philip Nelson at Indiana (11/2/13)
4 Adam Weber at Florida Atlantic (9/15/07)
4 Adam Weber vs. Miami (Ohio) (9/8/07)
4 Bryan Cupito vs. Indiana (11/4/06)
4 Bryan Cupito vs. Temple (9/16/06)
4 Bryan Cupito vs. Virginia (12/30/05)
4 Asad Abdul-Khaliq vs. Michigan St. (10/18/03)
4 Asad Abdul-Khaliq at Northwestern (10/4/03)
4 Asad Abdul-Khaliq at La-Lafayette (9/7/02)
4 Cory Sauter vs. Michigan State (10/21/95)
4 Tony Dungy vs. North Dakota (9/21/74)
4 Sandy Stephens vs. Illinois (10/21/61)

PASSING ATTEMPTS

67 Mike Hohensee vs. Ohio State (11/7/81)
66 Tim Schade at Penn State (9/4/93)
56 Marquel Fleetwood vs. Pittsburgh (9/26/92)
55 Mike Hohensee vs. Illinois (10/2/82)
54 Marquel Fleetwood vs. Colorado (9/19/92)
52 Greg Murphy vs. Indiana (10/8/83)
51 Mark Carlson vs. Michigan (10/13/79)
51 Adam Weber vs. Northwestern (11/1/2008)
50 Cory Sauter vs. Northwestern (10/14/95)
50 Tim Schade vs. Michigan (11/12/94)
50 Mike Hohensee vs. Indiana (10/16/82)

PASSING COMPLETIONS

37 Mike Hohensee vs. Ohio State (11/7/81)
35 Marquel Fleetwood vs. Pittsburgh (9/26/92)
34 Tim Schade at Penn State (9/4/93)
34 Mike Hohensee vs. Indiana (10/16/82)
31 Adam Weber vs. Northern Illinois (9/25/10)
31 Adam Weber vs. Northwestern (11/1/2008)
31 Adam Weber at Florida Atlantic (9/15/07)
30 Tim Schade vs. Michigan (11/12/94)
29 Cory Sauter vs. Northwestern (10/14/95)
28 Asad Abdul-Khaliq at Iowa (11/15/03)
28 Tim Schade vs. Purdue (10/8/94)
28 Craig Curry vs. Ohio State (10/17/70)

PASSING RECORDS

INTERCEPTIONS THROWN

6 Don Swanson vs. Wisconsin (11/20/54)

CAREER RECORDS

PASSING YARDAGE

1. Adam Weber, 2007-10	10,917
2. Bryan Cupito, 2003-06	7,446
3. Mitch Leidner, 2013-16	7,287
4. Cory Sauter, 1994-97	6,834
5. Asad Abdul-Khaliq, 2000-03	6,660
6. Marquel Fleetwood, 1989-92	5,279
7. Rickey Foggie, 1984-87	5,162
8. Mike Hohensee, 1981-82	4,792
9. Tim Schade, 1993-94	3,986
10. Tony Dungy, 1973-76	3,515
11. Billy Cockerham, 1996-99	3,483
12. Scott Schaffner, 1987-91	3,472
13. Mark Carlson, 1976-79	3,128
14. Craig Curry, 1969-71	3,060
15. Travis Cole, 2000-01	2,747

PASSING ATTEMPTS

1. Adam Weber, 2007-10	1,594
2. Mitch Leidner, 2013-16	1,029
3. Cory Sauter, 1994-97	945
4. Bryan Cupito, 2003-06	918
5. Marquel Fleetwood, 1989-92	876
6. Asad Abdul-Khaliq, 2000-03	847
Mike Hohensee, 1981-82	722
8. Rickey Foggie, 1984-87	628
9. Tim Schade, 1993-94	627
10. Tony Dungy, 1973-76	586
11. Scott Schaffner, 1987-91	515
12. Craig Curry, 1969-71	505
13. Billy Cockerham, 1996-99	485
14. Mark Carlson, 1976-79	447
15. Phil Hagen, 1967-69	421

PASSING COMPLETIONS

1. Adam Weber, 2007-2010	909
2. Mitch Leidner, 2013-16	580
3. Cory Sauter, 1994-97	539
4. Bryan Cupito, 2003-06	513
5. Asad Abdul-Khaliq, 2000-03	481
6. Marquel Fleetwood, 1989-92	465
7. Mike Hohensee, 1981-82	392
8. Tim Schade, 1993-94	322
9. Rickey Foggie, 1984-87	311
10. Scott Schaffner, 1987-91	278
11. Tony Dungy, 1973-76	274
12. Mark Carlson, 1976-79	256
13. Billy Cockerham, 1996-99	252
14. Craig Curry, 1969-71	226
15. Phil Hagen, 1967-69	211

COMPLETION PERCENTAGE (MIN. 300 ATT.)

Name	(Comp.-Att.)	Pct.
1. Mark Carlson, 1976-79	(255-447)	.572
2. Adam Weber, 2007-10	(909-1594)	.570
Cory Sauter, 1994-97	(539-945)	.570
4. Asad Abdul-Khaliq, 2000-03	(481-847)	.568
5. Mitch Leidner, 2013-16	(580-1029)	.564
6. Bryan Cupito, 2003-06	(513-918)	.558
Travis Cole, 2000-01	(205-367)	.558
8. Mike Hohensee, 1981-82	(392-722)	.543
9. Scott Schaffner, 1987-91	(278-515)	.540
10. Marquel Fleetwood, 1989-92	(465-876)	.531

TOUCHDOWN PASSES

1. Adam Weber, 2007-10	72
2. Bryan Cupito, 2003-06	55
Asad Abdul-Khaliq, 2000-03	55
4. Cory Sauter, 1994-97	40
5. Mitch Leidner, 2013-16	36
6. Rickey Foggie, 1984-87	34
7. Mike Hohensee, 1981-82	33
8. Billy Cockerham, 1996-99	29
9. Tony Dungy, 1973-76	25
10. Tim Schade, 1993-94	22
Scott Schaffner, 1987-91	22
12. Marquel Fleetwood, 1989-92	18
13. Philip Nelson, 2012-13	17
Mark Carlson, 1976-79	17
15. Travis Cole, 2000-01	16
Craig Curry, 1969-71	16
John Hankinson, 1962, 64-65	16

INTERCEPTIONS THROWN

1. Adam Weber, 2007-10	51
2. Marquel Fleetwood, 1989-92	41
3. Paul Giel, 1951-53	36
4. Tony Dungy, 1973-76	35
5. Cory Sauter, 1994-97	34
6. Mitch Leidner, 2013-16	32
Rickey Foggie, 1984-87	32
8. Mike Hohensee, 1981-82	31
9. Sandy Stephens, 1959-61	27
10. Asad Abdul-Khaliq, 2000-03	26
11. Bryan Cupito, 2003-06	25
12. Billy Cockerham, 1996-99	24
Craig Curry, 1969-71	24
14. Tim Schade, 1993-94	23
15. John Hankinson, 1962, 64-65	22
16. Mark Carlson, 1976-79	20

PASS EFFICIENCY RATING

1. Bryan Cupito, 2003-06	138.34
2. Asad Abdul-Khaliq, 2000-03	138.13
3. Rickey Foggie, 1984-87	126.64
4. Travis Cole, 2000-01	126.58
5. Cory Sauter, 1994-97	124.77
6. Adam Weber, 2007-10	123.10
7. Scott Eckers, 1992-94	122.43
8. Billy Cockerham, 1996-99	122.12
9. Mitch Leidner, 2013-16	121.20
10. Mark Carlson, 1976-79	119.43
11. MarQueis Gray, 2009-12	117.50
12. Mike Hohensee, 1981-82	116.54
13. Scott Schaffner, 1987-91	115.52
14. Philip Nelson, 2012-13	112.50
15. Tim Schade, 1993-94	109.00

TOUCHDOWN-INTERCEPTION RATIO

Name	(TD-Int)	Ratio
1. Bryan Cupito, 2003-06	(55-25)	2.20
2. Asad Abdul-Khaliq, 2000-03	(55-26)	2.12
3. Adam Weber, 2007-10	(72-51)	1.41
4. MarQueis Gray, 2009-12	(14-11)	1.27
5. Philip Nelson, 2012-13	(17-14)	1.21
Cory Sauter, 1994-97	(40-33)	1.21
7. Billy Cockerham, 1996-99	(29-24)	1.20
8. Mitch Leidner, 2013-16	(36-32)	1.12
9. Mike Hohensee, 1981-82	(33-31)	1.06
10. Rickey Foggie, 1984-87	(34-32)	1.06

GAMES STARTED

1. Adam Weber, 2007-2010	50
2. Rickey Foggie, 1984-87	42
3. Mitch Leidner, 2013-16	41
4. Bryan Cupito, 2003-06	36
Asad Abdul-Khaliq, 2000-03	36
6. Cory Sauter, 1994-97	34
7. Marquel Fleetwood, 1989-92	31

CAREER MILESTONES

YARDS PASSING PER GAME

218.3 Adam Weber, 2007-10
217.8 Mike Hohensee, 1981-82

250-YARD-PLUS GAMES

14 Adam Weber, 2007-10
11 Cory Sauter, 1994-97
11 Mike Hohensee, 1981-82
10 Bryan Cupito, 2003-06
6 Mitch Leidner, 2013-16
6 Asad Abdul-Khaliq, 2000-03
6 Tim Schade, 1993-94
3 Travis Cole, 2000-01
3 Scott Eckers, 1992-94

300-YARD-PLUS GAMES

7 Cory Sauter, 1994-97
7 Adam Weber, 2007-10
5 Tim Schade, 1993-94
4 Asad Abdul-Khaliq, 2000-03
4 Bryan Cupito, 2003-06
4 Mike Hohensee, 1981-82

400-YARD-PLUS GAMES

1 Adam Weber, 2007-10
Cory Sauter, 1994-97
Tim Schade, 1993-94
Scott Eckers, 1990-94
Mike Hohensee, 1981-82

CONSECUTIVE MILESTONES

250-YARD PASSING GAMES

4 Mitch Leidner, 10/17-11/14/15
4 Mike Hohensee, 9/11-10/2/82

300-YARD PASSING GAMES

2 Mitch Leidner, 10/17 & 10/31/15
Cory Sauter, 10/14 & 10/21/95
Tim Schade, 11/12 & 11/19/94
Mike Hohensee, 10/16 & 10/23/82

GAMES WITH A TOUCHDOWN PASS

12 Bryan Cupito, 9/1/05-8/31/06
10 Asad Abdul-Khaliq, 11/10/01-10/19/02
10 Mike Hohensee, 10/31/81-10/16/82

YARDS GAINED IN CONSECUTIVE GAMES

823 Tim Schade, 1993
(478 vs. Penn State, 9/4/93; 345 vs. Indiana St., 9/11/93)

PASSING TOUCHDOWNS IN BACK-TO-BACK GAMES

9 Adam Weber, 2007
(5 vs. Miami, 9/8/07; 4 at Florida Atlantic, 9/15/07)
9 Scott Eckers, 1993
(6 vs. Purdue, 10/9/93); 3 at Northwestern, 10/16/93)

PASSING RECORDS

2012 Philip Nelson	152	75	8	8	873
2013 Philip Nelson	186	94	6	9	1,306
2014 Mitch Leidner	237	122	8	11	1,798
2015 Mitch Leidner	407	242	11	14	2,701
2016 Mitch Leidner	307	173	12	8	2,169

250-YARD PASSING GAMES

PERFORMANCES SINCE 1950

Name, Opponent (Date) Att-Cmp-Int-TDs-Yds

John Hankinson vs. Northwestern (11/6/65)	22-14-1-2-55
Curtis Williams vs. Michigan State (10/21/67)	25-14-1-3-262
Phil Hagen vs. Arizona State (9/20/69)	40-19-3-1-278
Phil Hagen vs. Ohio State (10/18/69)	47-26-1-0-304
Craig Curry vs. Ohio State (10/17/70)	47-28-2-1-297
Mark Carlson vs. Michigan (10/13/79)	51-27-3-1-339
Mark Carlson vs. Indiana (11/3/79)	32-19-1-2-254
Mike Hohensee vs. Northwestern (10/10/81)	21-13-0-3-251
Mike Hohensee vs. Ohio State (11/7/81)	67-37-1-5-444
Mike Hohensee vs. Michigan State (11/14/81)	47-22-1-2-271
Mike Hohensee vs. Wisconsin (11/21/81)	34-17-1-2-254
Mike Hohensee vs. Ohio (9/11/82)	28-17-2-2-322
Mike Hohensee vs. Purdue (9/18/82)	26-18-1-2-254
Mike Hohensee vs. Washington State (9/25/82)	31-20-1-2-281
Mike Hohensee vs. Illinois (10/2/82)	55-27-1-2-344
Mike Hohensee vs. Indiana (10/16/82)	50-34-3-1-307
Mike Hohensee vs. Iowa (10/23/82)	43-27-4-0-311
Greg Murphy vs. Indiana (10/8/83)	52-23-3-4-357
Rickey Foggie vs. Northwestern (10/20/84)	23-9-0-2-281
Alan Holt vs. Michigan State (11/2/85)	31-18-0-1-275
Rickey Foggie vs. Northwestern (10/10/87)	24-13-1-3-272
Scott Schaffner vs. Ohio State (10/27/91)	29-17-3-2-293
Marquel Fleetwood vs. Colorado (9/19/92)	54-26-4-1-262
Marquel Fleetwood vs. Pittsburgh (9/26/92)	56-35-1-2-346
Rob St. Sauver vs. Iowa (11/21/92)	32-21-0-2-261
Tim Schade vs. Penn State (9/4/93)	66-34-4-2-478
Tim Schade vs. Indiana State (9/11/93)	39-26-2-1-345
Scott Eckers vs. Purdue (10/9/93)	36-24-1-6-402
Scott Eckers vs. Wisconsin (10/23/93)	30-17-4-2-267
Scott Eckers vs. Michigan (11/13/93)	40-22-3-1-277

Tim Schade vs. Purdue (10/8/94)	42-28-2-2-354
Tim Schade vs. Northwestern (10/15/94)	43-21-0-2-294
Tim Schade vs. Michigan (11/12/94)	50-30-2-3-394
Tim Schade vs. Iowa (11/19/94)	41-24-1-2-365
Cory Sauter vs. Ball State (9/16/95)	31-17-0-3-260
Cory Sauter vs. Northwestern (10/14/95)	50-29-1-1-303
Cory Sauter vs. Michigan State (10/21/95)	37-24-1-4-404
Cory Sauter vs. Wisconsin (11/1/95)	36-20-1-3-355
Cory Sauter vs. Ball State (9/14/96)	35-23-1-2-397
Cory Sauter vs. Purdue (10/5/96)	40-26-2-2-319
Cory Sauter vs. Michigan (10/26/96)	36-23-1-0-283
Cory Sauter vs. Wisconsin (11/9/96)	22-16-0-2-315
Cory Sauter vs. Illinois (11/16/96)	37-23-1-2-285
Cory Sauter vs. Houston (9/27/97)	35-23-0-3-368
Cory Sauter vs. Indiana (11/15/97)	25-16-1-2-267
Billy Cockerham at Penn State (11/6/99)	24-14-0-2-277
Billy Cockerham vs. Oregon (12/31/99)	37-19-2-3-257
Travis Cole at Indiana (10/21/00)	32-20-1-2-286
Travis Cole vs. Northwestern (10/28/00)	33-18-1-1-251
Travis Cole vs. Iowa (11/18/00)	38-23-0-3-299
Asad Abdul-Khaliq at Iowa (11/17/01)	34-20-1-3-319
Asad Abdul-Khaliq vs. Wisconsin (11/24/01)	25-17-1-3-265
Asad Abdul-Khaliq at Wisconsin (11/23/02)	33-15-1-2-282
Asad Abdul-Khaliq at Northwestern (10/4/03)	17-12-0-4-331
Asad Abdul-Khaliq vs. Michigan State (10/18/03)	40-27-0-4-377
Asad Abdul-Khaliq at Iowa (11/15/03)	46-28-0-1-388
Bryan Cupito vs. Toledo (9/4/04)	12-10-0-1-279
Bryan Cupito at Wisconsin (11/6/04)	33-17-0-1-258
Bryan Cupito vs. Purdue (9/24/05)	35-22-3-3-271
Bryan Cupito vs. Ohio State (10/29/05)	35-26-0-1-396
Bryan Cupito at Iowa (11/19/05)	46-22-2-1-315
Bryan Cupito vs. Virginia (12/30/05)	28-18-1-4-263
Bryan Cupito vs. Penn State (10/7/06)	36-25-0-2-347
Bryan Cupito vs. Indiana (11/4/06)	33-22-0-4-378
Bryan Cupito vs. Iowa (11/18/06)	30-18-1-2-267

Bryan Cupito vs. Texas Tech (12/29/06)	31-19-1-3-263
Adam Weber vs. Miami (Ohio) (9/8/07)	40-26-1-4-271
Adam Weber at Florida Atlantic (9/15/07)	47-31-4-4-335
Adam Weber at Indiana (10/6/07)	44-24-2-1-280
Adam Weber at Northwestern (Ohio) (10/13/07)	38-25-2-5-341
Adam Weber vs. Wisconsin (11/17/07)	37-21-2-3-352
Adam Weber vs. Northern Illinois (8/30/08)	37-24-0-2-298
Adam Weber vs. Indiana (10/4/08)	37-22-0-0-274
Adam Weber vs. Northwestern (11/1/08)	51-31-1-4-327
Adam Weber vs. Wisconsin (10/3/09)	30-16-1-1-271
Adam Weber vs. Michigan State (10/31/09)	31-19-1-5-416
Adam Weber vs. Iowa State (12/31/09)	32-18-1-1-261
Adam Weber vs. South Dakota (9/11/10)	31-21-0-3-258
Adam Weber vs. Northern Illinois (9/25/10)	46-31-1-2-373
Adam Weber vs. Penn State (10/23/10)	49-26-1-3-299
MarQueis Gray at Michigan State (11/5/11)	32-19-2-3-295
MarQueis Gray at UNLV (8/30/12)	30-17-1-2-269
Phillip Nelson at Indiana (11/2/13)	23-16-0-4-298
Mitch Leidner vs. Missouri (1/1/15)	31-21-0-1-258
Mitch Leidner vs. Ohio (9/26/15)	22-31-0-0-264
Mitch Leidner vs. Nebraska (10/17/15)	26-40-2-1-301
Mitch Leidner vs. Michigan (10/31/15)	16-33-0-1-317
Mitch Leidner at Ohio State (11/7/15)	27-44-1-2-281
Mitch Leidner at Iowa (11/14/15)	19-27-0-1-259
Mitch Leidner vs. Indiana State (9/1/16)	20-30-0-4-295



RECEIVING RECORDS

Eric Decker (2006-09) • career leader in receptions and receiving yards



Ron Johnson (1998-2001)
career leader in receiving touchdowns

RECEPTIONS

Game: 13, Eric Decker vs. Indiana, 10/4/2008
Aaron Osterman vs. Michigan, 11/12/94
Season: 84, Eric Decker, 2008
Career: 227, Eric Decker, 2006-09

RECEIVING YARDS

Game: 228, Ryan Thelwell vs. Ball St., 9/14/96 (8 rec.)
Season: 1,125, Ron Johnson, 2000
Career: 3,119, Eric Decker, 2006-09

RECEIVING TOUCHDOWNS

Game: 5, Omar Douglas vs. Purdue, 10/9/93^
Season: 11, Omar Douglas, 1993; Ron Johnson, 2000
Career: 31, Ron Johnson, 1998-2001

YARDS PER RECEPTION

Season: 24.3, Jared Ellerson, 2005 (21 rec.)
Career: 18.5, Jared Ellerson, 2002-05 (111 rec.)

LONGEST GAIN

96 yards, Jared Ellerson from Asad Abdul-Khaliq at Northwestern, 10/4/03
94 yards, John Lewis from Marquel Fleetwood vs. Michigan, 10/24/92

100-YARD RECEIVING GAMES

Season: 6, Ryan Thelwell, 1996
Career: 11, Eric Decker, 2006-09
Tutu Atwell, 1994-97
Consecutive: 4, Eric Decker, 12/31/08-9/18/09

CONSECUTIVE GAMES WITH RECEPTION

46 games, Ron Johnson, 1998-2001^

FRESHMAN RECORDS

Receptions: 38, Ron Johnson, 1998
Yardage: 654, Ernie Wheelwright, 2004
Touchdowns: 7, Ernie Wheelwright, 2004

SOPHOMORE RECORDS

Receptions: 67, Eric Decker, 2007
Yardage: 909, Jared Ellerson, 2003; Eric Decker, 2007
Touchdowns: 8, Maxx Williams, 2014

JUNIOR RECORDS

Receptions: 84, Eric Decker, 2008
Yardage: 1,125, Ron Johnson, 2000
Touchdowns: 11, Ron Johnson, 2000

SENIOR RECORDS

Receptions: 73, KJ Maye, 2015
Yardage: 1,012, Chester Cooper, 1981
Touchdowns: 11, Omar Douglas, 1993

RUNNING BACK CAREER RECEIVING RECORDS

Receptions: 132, Chuck Rios, 1990-94
Yardage: 1,146, Chuck Rios, 1990-94
Touchdowns: 5, Duane Bennett, 2007-11;
Chris Darkins, 1993-96; Rick Upchurch, 1973-74

TIGHT END CAREER RECEIVING RECORDS

Receptions: 109, Matt Spaeth, 2003-06
Yardage: 1,293, Matt Spaeth, 2003-06
Touchdowns: 15, Ben Utecht, 2000-03

^ Big Ten record

RECEIVING RECORDS

SEASON RECORDS

RECEPTIONS

Season	Receptions
1. Eric Decker, 2008	84
2. KJ Maye, 2015	73
3. Eric Decker, 2007	67
4. Drew Wolitarsky, 2016	66
Ernie Wheelwright, 2007	66
6. Tutu Atwell, 1996	62
7. Ron Johnson, 2000	61
Omar Douglas, 1992	61
9. Luke Levenson, 1998	60
Omar Douglas, 1993	60
11. Logan Payne, 2006	59
12. Tutu Atwell, 1997	58
Ryan Thelwell, 1995	58
Chester Cooper, 1981	58
15. Ron Johnson, 2001	56
16. Ryan Thelwell, 1996	54
17. Chuck Rios, 1994	52
18. Da'Jon McKnight, 2011	51
Aaron Hosack, 2003	51
20. Eric Decker, 2009	50

RECEIVING YARDS

Season	Yards
1. Ron Johnson, 2000	1,125
2. Eric Decker, 2008	1,074
3. Ryan Thelwell, 1996	1,051
4. Chester Cooper, 1981	1,012
5. Tutu Atwell, 1997	924
6. Eric Decker, 2007	909
Jared Ellerson, 2003	909
8. Ron Johnson, 2001	895
9. Omar Douglas, 1993	880
10. Drew Wolitarsky, 2016	860
11. Luke Levenson, 1998	854
12. Tutu Atwell, 1996	822
13. Aaron Hosack, 2003	814
14. Logan Payne, 2006	804
15. Ernie Wheelwright, 2007	775
Ryan Thelwell, 1995	775
17. KJ Maye, 2015	773
18. Da'Jon McKnight, 2011	760
19. Eric Decker, 2009	758
20. Da'Jon McKnight, 2010	750

AVERAGE PER RECEPTION (MIN. 20 REC.)

Season	(Rec.)	Avg.
1. Jared Ellerson, 2005	(21)	24.3
2. Dwayne McMullen, 1984	(26)	22.9
3. Aaron Hosack, 2002	(29)	22.4
4. Ernie Wheelwright, 2004	(30)	21.8
5. Melvin Anderson, 1985	(26)	21.3
6. Jared Ellerson, 2003	(44)	20.7
7. Ryan Thelwell, 1996	(54)	19.5
8. A.J. Barker, 2012	(30)	19.2
9. Ron Johnson, 2000	(61)	18.4
10. Tutu Atwell, 1995	(41)	17.9
11. Chester Cooper, 1981	(58)	17.4

RECEIVING TOUCHDOWNS

Season	TDs
1. Ron Johnson, 2000	11
Omar Douglas, 1993	11
3. Da'Jon McKnight, 2010	10
4. Eric Decker, 2007	9
Ernie Wheelwright, 2007	9
Logan Payne, 2006	9
Ron Johnson, 2001	9
Luke Levenson, 1998	9
9. Max Williams, 2014	8
Aaron Hosack, 2003	8
11. A.J. Barker, 2012	7
Eric Decker, 2008	7
Ernie Wheelwright, 2004	7
Ron Johnson, 1999	7
Elmer Bailey, 1979	7
17. Ben Utecht, 2002	6
Tutu Atwell, 1996	6
Ryan Thelwell, 1995	6
Jay Carroll, 1981	6
Chester Cooper, 1981	6

100-YARD RECEIVING GAMES

Season	No.
1. Ryan Thelwell, 1996	6
Aaron Hosack, 2003	5
Ron Johnson, 2000	5
Luke Levenson, 1998	5
5. Eric Decker, 2009	4
Eric Decker, 2008	4
Jared Ellerson, 2003	4
Tutu Atwell, 1996	4
Tutu Atwell, 1995	4
Omar Douglas, 1993	4
Chester Cooper, 1981	4

GAME RECORDS

RECEIVING YARDS

228 Ryan Thelwell vs. Ball State (9/14/96)
193 Omar Douglas vs. Penn State (9/4/93)
190 Eric Decker vs. Indiana (10/4/2008)
189 Jared Ellerson at Northwestern (10/4/03)
187 Aaron Osterman vs. Michigan (11/12/94)
186 Dwayne McMullen vs. Northwestern (10/24/84)
183 Eric Decker at Syracuse (9/5/09)
182 Chester Cooper vs. Ohio State (11/7/81)
181 Ron Johnson at Iowa (11/17/01)
178 Ryan Thelwell vs. Northwestern (10/15/94)
178 Chester Cooper vs. Northwestern (10/10/81)
177 Ron Johnson at Indiana (10/21/00)
177 Tutu Atwell vs. Houston (9/27/97)

RECEPTIONS

13 Eric Decker vs. Indiana (10/4/2008)
Aaron Osterman vs. Michigan (11/12/94)
12 Eric Decker at Florida Atlantic (9/15/07)
Luke Levenson at Ohio State (10/17/98)
Tutu Atwell at Purdue (10/5/96)
Alan Reid vs. Indiana (10/15/82)
Chester Cooper vs. Ohio State (11/7/81)
Glenn Bourquin at Michigan (10/13/79)
11 KJ Maye vs. Nebraska (10/17/15)
Logan Payne at Iowa (11/19/05)
Tutu Atwell vs. Houston (9/27/97)
Omar Douglas vs. Penn State (9/4/93)
Omar Douglas vs. Pittsburgh (10/26/92)
Roy Artis vs. Illinois (10/27/79)
Ken Last vs. Kansas (10/11/66)

10 KJ Maye at Ohio State (11/7/15)
Eric Decker vs. Air Force (9/12/09)
Jared Ellerson at Iowa (11/18/03)
Luke Levenson vs. Michigan State (10/24/98)
Tony Levine at Iowa (11/25/95)
Ryan Thelwell vs. Northwestern (10/14/95)
Ryan Thelwell vs. Northwestern (10/15/94)
Chuck Rios vs. San Diego State (9/17/94)

TOUCHDOWNS

5 Omar Douglas vs. Purdue (10/9/93)
4 Logan Payne vs. Temple (9/16/06)
3 Max Williams vs. Iowa (11/8/14)
3 A.J. Barker vs. Western Michigan (9/15/12)
3 Da'Jon McKnight at Michigan State (11/5/11)
3 Da'Jon McKnight vs. Penn State (10/23/10)
3 Ernie Wheelwright at Northwestern (10/13/07)
3 Ben Utecht at Louisiana-Lafayette (9/4/02)
3 Ryan Thelwell vs. Ball State (9/16/95)
3 Jay Carroll vs. Ohio State (11/7/81)
3 Rick Upchurch vs. North Dakota (9/21/74)
3 Mike Jones at Northwestern (11/3/73)

RECEIVING RECORDS

CAREER RECORDS

RECEIVING YARDS

Player	Yards
1. Eric Decker, 2006-09	3,119
2. Ron Johnson, 1998-2001	2,989
3. Tutu Atwell, 1994-97	2,640
4. Ernie Wheelwright, 2004-07	2,434
5. Ryan Thelwell, 1994-96	2,232
6. Jared Ellerson, 2002-2005	2,054
7. Da'Jon McKnight, 2008-11	1,859
8. Luke Levenson, 1996-99	1,843
9. Drew Wolitarsky, 2013-16	1,749
10. Omar Douglas, 1990-93	1,681
11. Dwayne McMullen, 1981-84	1,627
12. Aaron Osterman, 1990-94	1,598
13. Aaron Hosack, 2002-03	1,463
14. Logan Payne, 2003-06	1,344
15. Chester Cooper, 1978-81	1,317
16. Matt Spaeth, 2003-06	1,293
17. Elmer Bailey, 1977-79	1,266
18. Melvin Anderson, 1983-86	1,265
19. Ben Utecht, 2000-03	1,211
20. KJ Maye, 2012-15	1,190
21. Chris Gaiters, 1987-89	1,161
22. Chuck Rios, 1990, 92-94	1,146
23. Ken Last, 1964-66	1,127
24. Antoine Burns, 2000-02	1,006

RECEPTIONS

1. Eric Decker, 2006-09	227
2. Ron Johnson, 1998-2001	198
3. Tutu Atwell, 1994-97	171
4. Ernie Wheelwright, 2004-07	159
5. Ryan Thelwell, 1994-96	136
6. Luke Levenson, 1996-99	132
7. Chuck Rios, 1990-94	132
8. Drew Wolitarsky, 2013-16	130
9. Omar Douglas, 1990-93	130
10. Da'Jon McKnight, 2008-11	119
11. Jared Ellerson, 2002-2005	111
12. Aaron Osterman, 1990-94	111
13. Matt Spaeth, 2003-06	109
14. KJ Maye, 2012-15	107
15. Logan Payne, 2003-06	97
16. Dwayne McMullen, 1981-84	95
17. Chris Gaiters, 1987-89	86
18. Ben Utecht, 2000-03	83
19. Ken Last, 1964-66	82
20. Aaron Hosack, 2002-03	80

AVERAGE PER RECEPTION (MIN. 40 REC.)

Season	(Rec.)	Avg.
1. Jared Ellerson, 2002-2005	(111)	18.5
2. Aaron Hosack, 2002-03	(80)	18.3
3. Derrick Engel, 2012-13	(43)	18.0
4. Dwayne McMullen, 1981-84	(95)	17.1
5. Chester Cooper, 1978-81	(77)	17.1
6. Ryan Thelwell, 1994-96	(136)	16.4
7. Melvin Anderson, 1983-86	(77)	16.4
8. Keswic Joiner, 1990-91	(41)	16.1
9. Elmer Bailey, 1977-79	(79)	16.0
10. Tutu Atwell, 1994-97	(171)	15.4
11. Da'Jon McKnight, 2008-11	(119)	15.6

RECEIVING TOUCHDOWNS

1. Ron Johnson, 1998-2001	31
2. Ernie Wheelwright, 2004-07	26
3. Eric Decker, 2006-09	24
4. Tutu Atwell, 1994-97	17

5. Da'Jon McKnight, 2008-11	15
Jared Ellerson, 2002-2005	15
Ben Utecht, 2000-03	15
Dwayne McMullen, 1981-84	15
9. Ryan Thelwell, 1994-96	14
Omar Douglas, 1990-93	14
11. Maxx Williams, 2013-14	13
12. Elmer Bailey, 1977-79	12
Matt Spaeth, 2003-06	12
14. Logan Payne, 2003-06	11
Aaron Hosack, 2002-03	11
16. Luke Levenson, 1996-99	10
Jay Carroll, 1981-83	10

100-YARD RECEIVING GAMES

1. Eric Decker, 2006-09	11
Tutu Atwell, 1994-97	11
3. Ryan Thelwell, 1994-96	9
4. Ron Johnson, 1998-2001	8
5. Ernie Wheelwright, 2004-07	6
Jared Ellerson, 2002-2005	6
Omar Douglas, 1990-93	6
8. Da'Jon McKnight, 2008-11	5
Aaron Hosack, 2002-03	5
Luke Levenson, 1996-99	5
Dwayne McMullen, 1981-84	5
12. Logan Payne, 2003-06	4
Chester Cooper, 1978-81	4
14. A.J. Barker, 2010-12	3
Aaron Osterman, 1990-94	3
Tony Levine, 1993-95	3
Ken Last, 1964-66	3

CONSECUTIVE MILESTONES

CONSECUTIVE GAMES WITH A RECEPTION

46. Ron Johnson, 1998-2001 (<i>Big Ten record</i>)	
34. Eric Decker, 2006-09	
34. Tutu Atwell, 1995-97	
29. Da'Jon McKnight, 2008-11	
28. Jared Ellerson, 2003-05	
26. Drew Wolitarsky, 2015-2016	
25. Omar Douglas, 1991-93	
23. Chris Gaiters, 1987-89	
22. Ryan Thelwell, 1994-96	
21. Matt Spaeth, 2005-06	

CONSECUTIVE GAMES WITH A REC. TD

7. Ron Johnson, 10/30/99-9/9/00	
7. Ernie Wheelwright, 11/4/06-9/15/07	
4. Aaron Hosack, 8/30/03-9/20/03	
4. Ron Johnson, 10/7/00-10/28/00	
4. Elmer Bailey, 10/13/79-11/3/79	

100-YARD RECEIVING GAMES

4. Eric Decker, 12/31/08-9/18/09	
3. Ron Johnson, 10/7-10/21/00	
3. Ryan Thelwell, 11/9-11/23/96	
3. Tutu Atwell, 9/14-10/5/96	
2. KJ Maye, 11/7-11/14/15	
2. Da'Jon McKnight, 10/16-10/23/10	
2. Eric Decker, 9/13-9/20/08	
2. Ernie Wheelwright, 10/6-10/13/07	
2. Eric Decker, 9/8-9/15/07	
2. Aaron Hosack, 11/15-12/31/03	
2. Aaron Hosack, 10/18-10/25/03	
2. Luke Levenson, 10/17-10/24/98	
2. Ryan Thelwell, 10/19-10/26/96	
2. Tutu Atwell, 9/14-9/21/96	
2. Tutu Atwell, 11/4-11/11/95	

2. Aaron Osterman, 11/12-11/19/94	
2. Omar Douglas, 10/2-10/9/93	
2. Kevin Grant, 10/6-10/13/91	

RECEIVING YARDS IN BACK-TO-BACK GAMES

340. Ron Johnson, 2000	
(163 at Ohio State, 10/14/00; 177 at Indiana, 10/21/00)	
332. Eric Decker, 2008-09	
(149 vs. Kansas, 12/31/08);	
183 vs. Syracuse, 9/5/09)	

RECEIVING TOUCHDOWNS IN CONSECUTIVE GAMES

7. Omar Douglas, 1993	
(5 vs. Purdue, 10/9/93; 2 at Northwestern, 10/16/93)	

POSITIONAL RECORDS

RUNNING BACK

SEASON RECEPTIONS

Player	Yards
1. Chuck Rios, 1994	52
2. Chuck Rios, 1993	48
3. Duane Bennett, 2010	33

CAREER RECEPTIONS BY A RUNNING BACK

1. Chuck Rios, 1990-94	132
2. Duane Bennett, 2007-11	82
3. Chris Dalkins, 1993-96	66
4. Thomas Hamner, 1996-99	62
5. Marion Barber, 1977-80	59

SEASON REC. YARDS BY A RUNNING BACK

1. Chuck Rios, 1993	488
2. Chuck Rios, 1994	436
3. Marion Barber, 1979	337

CAREER REC. YARDS BY A RUNNING BACK

1. Chuck Rios, 1990-94	1,146
2. Duane Bennett, 2007-11	806
3. Chris Dalkins, 1993-96	737
4. Marion Barber, 1977-80	639
5. Thomas Hamner, 1996-99	553

TIGHT END

SEASON RECEPTIONS BY A TIGHT END

1. Matt Spaeth, 2006	47
2. Eric Lair, 2010	39
3. Nick Tow-Arnett, 2009	34
Ben Utecht, 2002	37
Jay Carroll, 1981	37
6. Maxx Williams, 2014	36
Jack Simmons, 2008	36

CAREER RECEPTIONS BY A TIGHT END

1. Matt Spaeth, 2003-06	109
2. Ben Utecht, 2000-03	83
3. Jack Simmons, 2005-08	73
4. Jay Carroll, 1981-83	70
Doug Kingsriter, 1970-72	70
6. Glenn Bourquin, 1976-79	62
7. Maxx Williams, 2013-14	61

SEASON RECEIVING YARDS BY A TIGHT END

1. Maxx Williams, 2014	569
2. Matt Spaeth, 2006	564
3. Eric Lair, 2010	526
4. Nick Tow-Arnett, 2009	505
5. Ben Utecht, 2002	480

RECEIVING RECORDS

CAREER RECEIVING YARDS BY A TIGHT END

1. Matt Spaeth, 2003-06	1,293
2. Ben Utecht, 2000-03	1,211
3. Maxx Williams, 2013-14	986
4. Doug Kingsriter, 1970-72	919
5. Jay Carroll, 1981-83	883

SEASON RECEIVING TOUCHDOWNS BY A TIGHT END

1. Maxx Williams, 2014	8
2. Ben Utecht, 2002	6
3. Jay Carroll, 1981	6

CAREER RECEIVING TOUCHDOWNS BY A TIGHT END

1. Ben Utecht, 2000-03	15
2. Maxx Williams, 2013-14	13
3. Matt Spaeth, 2003-06	12
4. Jay Carroll, 1981-83	10

RECORDS BY CLASS

FRESHMAN

SEASON RECEIVING YARDS

1. Ernie Wheelwright, 2004	654
2. Maxx Williams, 2013	417
3. Ryan Thelwell, 1994	406
4. Ron Johnson, 1998	395

SEASON RECEPTIONS

1. Ron Johnson, 1998	38
2. Ernie Wheelwright, 2004	30
3. DeLeon Eskridge, 2008	29

SOPHOMORE

SEASON RECEIVING YARDS

1. Eric Decker, 2007	909
Jared Ellerson, 2003	909
3. Ryan Thelwell, 1995	775
4. Tutu Atwell, 1995	735
5. Dwayne McMullen, 1982	640

SEASON RECEPTIONS

1. Eric Decker, 2007	67
2. Ryan Thelwell, 1996	58
3. Jared Ellerson, 2003	44
4. MarQueis Gray, 2010	42
5. Aaron Osterman, 1992	41
Dwayne McMullen, 1982	41

JUNIOR

SEASON RECEIVING YARDS

1. Ron Johnson, 2000	1,125
2. Eric Decker, 2008	1,074
3. Ryan Thelwell, 1996	1,051
4. Luke Levenson, 1998	854
5. Tutu Atwell, 1996	822

SEASON RECEPTIONS

1. Eric Decker, 2008	84
2. Tutu Atwell, 1996	62
3. Ron Johnson, 2000	61
Omar Douglas, 1992	61
5. Luke Levenson, 1998	60

SENIOR

SEASON RECEIVING YARDS

1. Chester Cooper, 1981	1,012
2. Tutu Atwell, 1997	924
3. Ron Johnson, 2001	895

4. Omar Douglas, 1993	880
5. Drew Wolitarsky, 2016	860

SEASON RECEPTIONS

1. KJ Maye, 2015	73
2. Drew Wolitarsky, 2016	66
Ernie Wheelwright, 2007	66
4. Omar Douglas, 1993	60
5. Logan Payne, 2006	59

ALL-TIME TOP 10 RECEIVERS

sorted by career receiving yards

Year	Rec.	Yards	Avg.	TD
1. ERIC DECKER				
2006	26	378	14.5	3
2007	67	909	13.6	9
2008	84	1,074	12.8	7
2009	50	758	15.2	5
Total	227	3,119	13.7	24

2. RON JOHNSON

1998	38	395	10.4	4
1999	43	574	13.3	7
2000	61	1,125	18.4	11
2001	56	895	16.0	9
Total	198	2,989	15.1	31

3. TUTU ATWELL

1994	10	159	15.9	1
1995	41	735	17.9	5
1996	62	822	13.3	6
1997	58	924	15.9	5
Total	171	2,640	15.4	17

4. ERNIE WHEELWRIGHT

2004	30	654	21.8	7
2005	37	568	15.4	5
2006	26	437	16.8	5
2007	66	775	11.7	9
Total	159	2,434	15.3	26

5. RYAN THELWELL

1994	24	406	16.9	3
1995	58	775	13.4	6
1996	54	1,051	19.5	5
Total	136	2,232	16.4	14

6. JARED ELLERSON

2002	9	113	12.6	2
2003	44	909	20.7	5
2004	37	521	14.1	3
2005	21	511	24.3	5
Total	111	2,054	18.5	15

7. DA'JON MCKNIGHT

2008	3	38	12.7	1
2009	17	311	18.3	0
2010	48	750	15.6	10
2011	51	760	14.9	4
Total	119	1,859	15.6	15

8. LUKE LEVERSON

1996	3	42	14.0	0
1997	28	400	14.3	1
1998	60	854	14.2	9
1999	41	547	13.3	0
Total	132	1,843	14.0	10

9. DREW WOLITARSKY

2013	15	259	17.3	1
2014	10	106	10.6	0
2015	39	524	13.4	3
2016	66	860	13.0	5
Total	130	1749	13.5	9

10. OMAR DOUGLAS

1990	1	24	24.0	0
1991	8	108	13.5	0
1992	61	669	11.0	3
1993	60	880	14.7	11
Total	130	1,681	12.9	14

YEAR-BY-YEAR LEADERS

Year	Player	Rec.	Yards	TD
1950	Roger French	14	173	0
1951	Ron Engel	17	129	1
	Bill Foss	9	190	1
1952	Donald Swanson	16	169	3
	Bob McNamara	13	246	1
1953	Bob McNamara	15	204	1
1954	Richard McNamara	12	117	4
	Bob McNamara	10	193	0
1955	Thomas Juhl	11	172	0
1956	David Lindblom	12	156	2
1957	Robert Schultz	7	94	3
	Bill Chorske	6	113	2
1958	Robert Saltis	11	172	0
	Tom Moe	10	238	0
1959	Thomas Hall	22	322	2
1960	Thomas Hall	11	150	0
1961	Thomas Hall	10	207	3
1962	Jim Cairns	14	221	3
1963	Gerald Pelletier	9	105	2
1964	Aaron Brown	27	207	1
	Kent Kramer	17	342	4
1965	Ken Last	31	463	1
1966	Ken Last	30	356	5
1967	Charlie Sanders	21	276	2
1968	Ray Parson	30	333	2
1969	Ray Parson	27	391	3
1970	Doug Kingsriter	26	362	2
1971	Doug Kingsriter	28	379	2
1972	Doug Kingsriter	16	178	0
1973	Keith Fahnhorst	10	102	0
1974	Rick Upchurch	14	209	5
1975	Ron Kullas	42	545	4
1976	Ron Kullas	33	372	1
1977	Jeff Anhorn	21	266	2
1978	Elmer Bailey	27	464	4
1979	Elmer Bailey	37	552	7
1980	Chester Cooper	14	210	1
1981	Chester Cooper	58	1,012	6
1982	Dwayne McMullen	41	640	5
1983	Jay Carroll	37	459	2
1984	Dwayne McMullen	26	594	5
1985	Melvin Anderson	26	554	3
1986	Melvin Anderson	27	384	4
1987	Craig Otto	22	309	3
1988	Chris Gaiters	42	564	4
1989	Chris Gaiters	31	366	3
1990	Kevin Grant	28	413	4
1991	Patt Evans	35	454	1
1992	Omar Douglas	61	669	3
1993	Omar Douglas	60	880	11
1994	Chuck Rios	52	436	1
	Aaron Osterman	38	604	5
1995	Ryan Thelwell	58	775	6

RECEIVING RECORDS

1996	Tutu Atwell	62	822	6	Tony Levine (WR) vs. Indiana State (9/11/93)	141	Eric Decker (WR) vs. Montana State (9/13/08)	157
	Ryan Thelwell	54	1,051	5	Omar Douglas (WR) vs. Indiana (10/2/93)	106	Eric Decker (WR) vs. Florida Atlantic (9/20/08)	122
1997	Tutu Atwell	58	924	5	Omar Douglas (WR) vs. Purdue (10/9/93)	149	Eric Decker (WR) vs. Indiana (10/4/08)	190
1998	Luke Leverson	60	854	9	Omar Douglas (WR) vs. Michigan (11/13/93)	123	Brandon Green (WR) at Purdue (10/25/08)	100
1999	Ron Johnson	43	574	7	Tony Levine (WR) vs. Purdue (10/8/94)	116	Eric Decker (WR) vs. Kansas (12/31/08)	149
2000	Ron Johnson	61	1,125	11	Ryan Thelwell (WR) vs. Northwestern (10/15/94)	178	Eric Decker (WR) at Syracuse (9/5/09)	183
2001	Ron Johnson	56	895	9	Aaron Osterman (WR) vs. Michigan (11/12/94)	187	Eric Decker (WR) vs. Air Force (9/12/09)	113
2002	Antoine Burns	44	526	4	Aaron Osterman (WR) vs. Iowa (11/19/94)	143	Eric Decker (WR) vs. Cal (9/19/09)	119
	Aaron Hosack	29	649	3	Ryan Thelwell (WR) vs. Ball State (9/16/95)	167	Eric Decker (WR) vs. Wisconsin (10/3/09)	140
2003	Aaron Hosack	51	814	8	Tutu Atwell (WR) vs. Arkansas State (9/30/95)	130	Duane Bennett (RB) vs. Michigan St. (10/31/09)	121
	Jared Ellerson	44	909	5	Ryan Thelwell (WR) vs. Northwestern (10/14/95)	105	Da'Jon McKnight (WR) vs. Iowa State (12/31/09)	124
2004	Jared Ellerson	37	521	3	Tutu Atwell (WR) vs. Michigan State (10/21/95)	131	MarQueis Gray (WR) vs. No. Illinois (9/25/10)	117
	Ernie Wheelwright	30	654	7	Tony Levine (WR) vs. Michigan State (10/21/95)	119	Da'Jon McKnight (WR) at Purdue (10/16/10)	123
2005	Ernie Wheelwright	37	568	5	Tutu Atwell (WR) vs. Ohio State (11/4/95)	116	Da'Jon McKnight (WR) vs. Penn State (10/23/10)	103
	Logan Payne	37	529	2	Tutu Atwell (WR) vs. Wisconsin (11/11/95)	148	Da'Jon McKnight (WR) vs. New Mexico St. (9/10/11)	146
2006	Logan Payne	59	804	9	Tony Levine (WR) vs. Wisconsin (11/11/95)	105	Devin Crawford-Tufts (WR) vs. Iowa (10/29/11)	100
2007	Eric Decker	67	909	9	Ryan Thelwell (WR) vs. Ball State (9/14/96)	228	Da'Jon McKnight (WR) at Michigan St. (11/5/11)	173
2008	Eric Decker	84	1,074	7	Tutu Atwell (WR) vs. Ball State (9/14/96)	119	A.J. Barker (WR) at UNLV (8/30/12)	101
2009	Eric Decker	50	758	5	Tutu Atwell (WR) vs. Syracuse (9/21/96)	126	A.J. Barker (WR) vs. Western Michigan (9/15/12)	101
2010	Da'Jon McKnight	48	750	10	Tutu Atwell (WR) vs. Purdue (10/5/96)	162	A.J. Barker (WR) vs. Purdue (10/27/12)	135
2011	Da'Jon McKnight	51	760	4	Ryan Thelwell (WR) vs. Michigan St. (10/19/96)	101	Derrick Engel (WR) vs. Texas Tech (12/28/12)	108
2012	A.J. Barker	30	577	7	Ryan Thelwell (WR) vs. Michigan (10/26/96)	106	Isaac Fruechte (WR) at Illinois (10/25/14)	105
2013	Maxx Williams	25	417	5	Ryan Thelwell (WR) vs. Wisconsin (11/9/96)	142	Drew Wolitarsky (WR) at Colorado St. (9/12/15)	114
2014	Maxx Williams	36	569	8	Ryan Thelwell (WR) vs. Wisconsin (11/9/96)	105	Brandon Lingen (TE) vs. Michigan (10/31/15)	111
2015	KJ Maye	73	773	5	Ryan Thelwell (WR) vs. Illinois (11/16/96)	131	KJ Maye (WR) at Ohio State (11/7/15)	116
2016	Drew Wolitarsky	66	860	5	Ryan Thelwell (WR) vs. Iowa (11/23/96)	127	KJ Maye (WR) at Iowa (11/14/15)	106
					Tutu Atwell (WR) vs. Houston (9/27/97)	177	Brandon Lingen (TE) vs. Texas Tech (11/14/15)	105
					Tutu Atwell (WR) vs. Wisconsin (10/25/97)	126	Drew Wolitarsky (WR) vs. Indiana State (9/10/16)	125
					Tutu Atwell (WR) vs. Indiana (11/15/97)	167	Brian Smith (WR) at Penn State (10/1/16)	101
					Luke Leverson (WR) at Houston (9/12/98)	112		
					Luke Leverson (WR) at Purdue (10/3/98)	110		
					Luke Leverson (WR) at Ohio State (10/17/98)	108		
					Luke Leverson (WR) vs. Michigan St. (10/24/98)	137		
					Ron Johnson (WR) vs. Wisconsin (11/7/98)	100		
					Luke Leverson (WR) vs. Iowa (11/21/98)	107		
					Ron Johnson (WR) vs. Indiana (11/3/99)	108		
					Ron Johnson (WR) vs. Ohio (9/9/00)	144		
					Ron Johnson (WR) vs. Penn State (10/7/00)	114		
					Ron Johnson (WR) at Ohio State (10/14/00)	163		
					Ron Johnson (WR) at Indiana (10/21/00)	177		
					Ron Johnson (WR) at Wisconsin (11/4/00)	111		
					Ron Johnson (WR) at Iowa (11/7/01)	181		
					Ben Utecht (TE) vs. Wisconsin (11/24/01)	104		
					Jared Ellerson (WR) vs. Tulsa (8/30/03)	156		
					Aaron Hosack (WR) vs. Troy State (9/6/03)	105		
					Jared Ellerson (WR) vs. La.-Lafayette (9/20/03)	102		
					Jared Ellerson (WR) at Northwestern (10/4/03)	189		
					Aaron Hosack (WR) vs. Michigan St. (10/18/03)	113		
					Aaron Hosack (WR) at Illinois (10/25/03)	112		
					Aaron Hosack (WR) at Iowa (11/18/03)	124		
					Jared Ellerson (WR) at Iowa (11/18/03)	159		
					Aaron Hosack (WR) vs. Oregon (12/31/03)	107		
					Jared Ellerson (WR) vs. Toledo (9/4/04)	140		
					Ernie Wheelwright (WR) at Michigan St. (10/16/04)	104		
					Jared Ellerson (WR) vs. Ohio State (10/29/05)	113		
					Logan Payne (WR) at Iowa (11/19/05)	158		
					Ernie Wheelwright (WR) vs. Virginia (12/30/05)	120		
					Logan Payne (WR) vs. Temple (9/16/06)	136		
					Logan Payne (WR) vs. Michigan (9/30/06)	104		
					Ernie Wheelwright (WR) vs. Indiana (11/4/06)	116		
					Logan Payne (WR) vs. Indiana (11/4/06)	137		
					Jack Simmons (TE) vs. Texas Tech (12/29/06)	134		
					Eric Decker (WR) vs. Miami (Ohio) (9/8/07)	128		
					Eric Decker (WR) at Florida Atlantic (9/15/07)	165		
					Ernie Wheelwright (WR) at Indiana (10/6/07)	101		
					Ernie Wheelwright (WR) at Northwestern (10/13/07)	116		
					Ernie Wheelwright (WR) vs. Illinois (11/3/07)	123		
					Eric Decker (WR) vs. Wisconsin (11/17/07)	125		
					Duane Bennett (RB) at Bowling Green (9/6/08)	100		

100-YARD RECEIVING GAMES

TOP PERFORMANCES SINCE 1950

Name, Opponent (Date)	Yards
Jim Soltau (E) vs. Michigan (10/23/53)	102
Bob Soltis (RB) vs. Washington (9/27/58)	108
Tom Moe (WR) vs. Indiana (11/1/58)	119
Ken Last (WR) vs. Northwestern (11/6/65)	101
Aaron Brown (TE) vs. Northwestern (11/6/65)	107
Ken Last (WR) vs. Purdue (11/13/65)	117
Ken Last (WR) vs. Kansas (10/1/66)	120
Charles Litten (WR) vs. Michigan (10/26/68)	114
Mike Jones (WR) vs. Northwestern (11/3/73)	136
Mike Jones (WR) vs. Michigan State (10/16/76)	101
Jeff Anhorn (WR) vs. Wisconsin (11/20/76)	101
Glenn Bourquin (TE) vs. Michigan (10/13/79)	123
Elmer Bailey (WR) vs. Iowa (10/20/79)	158
Roger Artis (WR) vs. Illinois (10/27/79)	110
Jeff Anhorn (WR) vs. Michigan State (11/10/79)	119
Chester Cooper (WR) vs. Ohio (9/12/81)	145
Chester Cooper (WR) vs. Northwestern (10/10/81)	178
Chester Cooper (WR) vs. Ohio State (11/7/81)	182
Jay Carroll (TE) vs. Michigan State (11/14/81)	145
Chester Cooper (WR) vs. Wisconsin (11/21/81)	123
Dwayne McMullen (WR) vs. Ohio (9/11/82)	126
Dwayne McMullen (WR) vs. Illinois (10/2/82)	151
Alan Reid (WR) vs. Indiana (10/16/82)	109
Dwayne McMullen (WR) vs. Iowa (10/23/82)	104
Dwayne McMullen (WR) vs. Illinois (11/5/83)	115
Dwayne McMullen (WR) vs. Northwestern (10/20/84)	186
Gary Couch (RB) vs. Purdue (10/5/85)	171
Kevin Starks (TE) vs. Northwestern (10/12/85)	102
Mel Anderson (WR) vs. Michigan State (11/2/85)	126
Gary Couch (RB) vs. Wisconsin (11/9/85)	124
Jason Bruce (WR) vs. Northwestern (10/10/87)	120
Jason Bruce (WR) vs. Illinois (10/29/88)	113
Kevin Grant (WR) vs. Northwestern (10/6/91)	111
Kevin Grant (WR) vs. Northwestern (10/13/91)	118
Keswic Joiner (WR) vs. Ohio State (10/27/91)	125
Omar Douglas (WR) vs. San Jose State (9/12/92)	140
Omar Douglas (WR) vs. Pittsburgh (9/26/92)	109
Aaron Osterman (WR) vs. Iowa (11/21/92)	158
Omar Douglas (WR) vs. Penn State (9/4/93)	193



TOTAL OFFENSE RECORDS

Adam Weber (2007-10) • career leader in net total offense



RUSH-PASS PLAYS

Game: 75, Mike Hohensee vs. Ohio State, 11/7/81
(8 rush, 67 pass)

Season: 537, Adam Weber, 2008
(127 rush, 410 pass)

Career: 1,992, Adam Weber, 2007-2010
(398 rush, 1,594 pass)

NET YARDS

Game: 536, Tim Schade vs. Penn State, 9/4/93
(58 rush, 478 pass)

Season: 3,512, Adam Weber, 2007
(617 rush, 2,895 pass)

Career: 11,790, Adam Weber, 2007-2010
(873 rush, 10,917 pass)

FRESHMAN YARDAGE RECORD

3,512 Adam Weber, 2007
(617 rush, 2,895 pass)

SOPHOMORE YARDAGE RECORD

2,994 Adam Weber, 2008
(233 rush, 2,761 pass)

JUNIOR YARDAGE RECORD

2,971 Mitch Leidner, 2015
(270 rush, 2,701 pass)

SENIOR YARDAGE RECORD

2,922 Billy Cockerham, 1999
(831 rush, 2,091 pass)

Asad Abdul-Khalik (2000-03) •
ranks second all-time in career total
offense

TOTAL OFFENSE RECORDS

SEASON RECORDS

	Rush	Pass	Total
1. Adam Weber, 2007	617	2,895	3,512
2. Adam Weber, 2008	233	2,761	2,994
3. Mitch Leidner, 2015	270	2,701	2,971
4. Billy Cockerham, 1999	831	2,091	2,922
5. Adam Weber, 2010	156	2,679	2,835
6. Asad Abdul-Khaliq, 2003	370	2,401	2,771
7. Bryan Cupito, 2006	(-69)	2,819	2,750
8. Bryan Cupito, 2005	30	2,530	2,560
9. Mitch Leidner, 2016	366	2,169	2,535
10. Asad Abdul-Khaliq, 2002	322	2,190	2,512
11. Cory Sauter, 1995	(-108)	2,600	2,492
12. Marquel Fleetwood, 1992	319	2,168	2,487
13. Cory Sauter, 1996	(-113)	2,578	2,465
14. MarQueis Gray, 2011	966	1,495	2,461
15. Adam Weber, 2009	(-133)	2,582	2,449

CAREER RECORDS

	Rush	Pass	Total
1. Adam Weber, 2007-10	873	10,917	11,790
2. Mitch Leidner, 2013-16	1,495	7,287	8,782
3. Asad Abdul-Khaliq, 2000-03	1,158	6,660	7,818
4. Bryan Cupito, 2003-06	3	7,446	7,449
5. Rickey Foggie, 1984-87	2,150	5,162	7,312
6. Cory Sauter, 1994-97	(-226)	6,834	6,608
7. Marquel Fleetwood, 1989-92	875	5,279	6,154
8. Mike Hohensee, 1981-82	63	4,792	4,855
9. Billy Cockerham, 1996-99	1,273	3,490	4,763
10. Tony Dungy, 1973-76	1,165	3,515	4,680

GAME RECORDS

536 Tim Schade vs. Penn State (9/4/93)
439 Adam Weber vs. Wisconsin (11/17/07)
430 Adam Weber at Northwestern (10/13/07)
425 Cory Sauter vs. Houston (9/27/97)
423 Mike Hohensee vs. Ohio State (11/7/81)
421 Scott Eckers vs. Purdue (10/8/93)
417 Asad Abdul-Khaliq vs. Michigan St. (10/18/03)
411 Adam Weber vs. Michigan St. (10/31/09)
410 Asad Abdul-Khaliq at Iowa (11/15/03)
398 Bryan Cupito vs. Ohio State (10/29/05)
397 Cory Sauter at Michigan State (10/21/95)
392 Tim Schade vs. Michigan (11/12/94)
386 Cory Sauter vs. Ball State (9/14/96)
378 Bryan Cupito vs. Indiana (11/4/06)
378 Greg Murphy at Indiana (10/8/83)

ALL-TIME TOP 10 TOTAL OFFENSE

Year	Rush	Pass	Total
1. ADAM WEBER			
2007	617	2,895	3,512
2008	233	2,761	2,994
2009	(-133)	2,582	2,449
2010	156	2,679	2,835
Total	873	10,917	11,790
2. MITCH LEIDNER			
2013	407	619	1,026
2014	452	1,798	2,250
2015	270	2,701	2,971
2016	366	2,169	2,535
Total	1,495	7,287	8,782

3. ASAD ABDUL-KHALIQ

2000	200	676	876
2001	266	1,393	1,659
2002	322	2,190	2,512
2003	370	2,401	2,771
Total	1,158	6,660	7,818

4. BRYAN CUPITO

2003	0	0	0
2004	42	2,097	2,139
2005	30	2,530	2,560
2006	(-69)	2,819	2,750
Total	3	7,446	7,449

5. RICKEY FOGGIE

1984	647	1,036	1,683
1985	511	1,493	2,004
1986	401	1,401	1,802
1987	591	1,232	1,823
Total	2,150	5,162	7,312

6. CORY SAUTER

1994	(-25)	80	55
1995	(-108)	2,600	2,492
1996	(-113)	2,578	2,465
1997	20	1,576	1,596
Total	(-226)	6,834	6,608

7. MARQUEL FLEETWOOD

1989	110	270	380
1990	268	1,199	1,467
1991	178	1,642	1,820
1992	319	2,168	2,487
Total	875	5,279	6,154

8. MIKE HOHENSEE

1981	25	2,412	2,437
1982	38	2,380	2,418
Total	63	4,792	4,855

9. BILLY COCKERHAM

1996	0	7	7
1997	131	242	373
1998	311	1,150	1,461
1999	831	2,091	2,922
Total	1,273	3,490	4,763


10. TONY DUNGY

1973	156	97	253
1974	417	612	1,029
1975	244	1,515	1,759
1976	348	1,291	1,639
Total	1,165	3,515	4,680

YEAR-BY-YEAR LEADERS

	Rush	Pass	Total
1964 John Hankinson	178	1,084	1,262
1965 John Hankinson	106	1,477	1,583
1966 Curtis Wilson	546	290	836
1967 Curtis Wilson	272	543	770
1968 Phil Hagen	134	771	905
1969 Phil Hagen	(-6)	1,266	1,260
1970 Craig Curry	295	1,315	1,610
1971 Craig Curry	380	1,691	2,071
1972 John King	0	1,164	1,164
1973 Rick Upchurch	841	59	900
1974 Tony Dungy	417	612	1,029
1975 Tony Dungy	244	1,515	1,759
1976 Tony Dungy	348	1,291	1,639

1977 Kent Kitzmann	0	723	723
1979 Mark Carlson	(-39)	2,188	2,149
1980 Garry White	987	0	987
1981 Mike Hohensee	25	2,412	2,437
1982 Mike Hohensee	38	2,380	2,418
1983 Greg Murphy	(-70)	1,410	1,340
1984 Rickey Foggie	647	1,036	1,683
1985 Rickey Foggie	511	1,493	2,004
1986 Rickey Foggie	401	1,401	1,802
1987 Rickey Foggie	591	1,232	1,823
1988 Scott Schaffner	146	1,234	1,380
1989 Scott Schaffner	125	1,373	1,498
1990 Marquel Fleetwood	268	1,199	1,467
1991 Marquel Fleetwood	178	1,642	1,820
1992 Marquel Fleetwood	319	2,168	2,487
1993 Tim Schade	13	1,648	1,661
1994 Tim Schade	18	2,338	2,356
1995 Cory Sauter	(-108)	2,600	2,492
1996 Cory Sauter	(-113)	2,578	2,465
1997 Cory Sauter	20	1,576	1,596
1998 Billy Cockerham	311	1,150	1,461
1999 Billy Cockerham	831	2,091	2,922
2000 Travis Cole	188	1,982	2,170
2001 Asad Abdul-Khaliq	266	1,393	1,659
2002 Asad Abdul-Khaliq	322	2,190	2,512
2003 Asad Abdul-Khaliq	370	2,401	2,771
2004 Bryan Cupito	42	2,097	2,139
2005 Bryan Cupito	30	2,530	2,560
2006 Bryan Cupito	(-69)	2,819	2,750
2007 Adam Weber	617	2,895	3,512
2008 Adam Weber	233	2,761	2,994
2009 Adam Weber	(-133)	2,582	2,449
2010 Adam Weber	156	2,679	2,835
2011 MarQueis Gray	966	1,495	2,461
2012 Philip Nelson	184	873	1,057
2013 Philip Nelson	364	1,306	1,670
2014 Mitch Leidner	452	1,798	2,250
2015 Mitch Leidner	270	2,701	2,971
2016 Mitch Leidner	366	2,169	2,535



ALL-PURPOSE RECORDS

Darrell Thompson (1986-89) • career leader in all-purpose yardage



Tutu Atwell (1994-97) •
season leader in all-purpose yardage

ALL-PURPOSE YARDAGE

Game: 349, Tutu Atwell vs. Iowa State, 9/13/97
(21 rush, 44 rec., 225 kickoff ret., 59 punt ret.)
Season: 2,073, Tutu Atwell, 1997
(77 rush, 924 rec., 776 kickoff ret., 296 punt ret.)
Career: 5,109, Darrell Thompson, 1986-89
(4,654 rush, 341 rec., 114 kickoff return)

GAME RECORDS

(Minimum of 200 yards)

Name	Yds
1. Tutu Atwell vs. Iowa State (9/13/97)	349
2. Laurence Maroney vs. Purdue (9/24/05)	333
3. Tellis Redmon vs. Illinois (9/30/2000)	314
4. Chris Darkins vs. Purdue (10/7/95)	306
5. Troy Stoudermire vs. Iowa (11/22/08)	290
6. Garry White vs. Ohio State (9/15/79)	288
7. Tellis Redmon vs. N.C. State (12/28/2000)	279
8. Kent Kitzmann at Illinois (11/12/77)	266
9. Marion Barber III vs. Michigan (10/10/03)	264
10. Darrell Thompson vs. Northwestern (10/11/86)	262
11. Laurence Maroney vs. Wisconsin (10/15/05)	258
12. Rodney Smith vs. Rutgers (10/22/16)	257
13. Barry Mayer vs. Wisconsin (11/22/69)	256
14. Chris Darkins vs. Purdue (10/8/94)	252
15. Tellis Redmon vs. Ohio State (11/3/01)	250
16. Tutu Atwell vs. Houston (9/27/97)	246
17. Terry Jackson II vs. Northwestern (10/12/02)	244
18. Luke Levenson vs. Michigan St. (10/24/98)	243
19. Rick Upchurch at Northwestern (11/3/73)	242
20. Troy Stoudermire vs. Michigan St. (10/31/09)	240
21. Garry White vs. Wisconsin (11/17/79)	239
Chris Darkins vs. Pacific (9/10/94)	239
23. Terry Jackson II at Michigan State (10/20/02)	238
24. Tutu Atwell vs. Ohio State (11/8/97)	237
25. David Cobb at Indiana (11/2/13)	236
John Lewis vs. San Jose State (9/12/92)	236
27. David Cobb at Michigan (9/27/14)	233
Marion Barber vs. Illinois (11/18/78)	233
29. Laurence Maroney vs. Wisconsin (11/8/03)	231
Darrell Thompson vs. Indiana State (9/30/89)	231
31. Tellis Redmon at Northwestern (10/13/01)	230
32. Ryan Thelwell vs. Ball State (9/13/96)	228
33. Bob McNamara vs. Iowa (11/13/54)	227
34. Marion Barber III vs. Indiana (11/1/03)	222
35. David Cobb vs. Middle Tennessee (9/6/14)	220
Amir Pinnix at Purdue (9/23/06)	220
37. Marion Barber III at CSU (9/18/04)	217
38. Omar Douglas at Penn State (9/4/93)	215
Gary Couch vs. Purdue (10/5/85)	215
40. Tutu Atwell vs. Indiana (11/15/97)	214
41. Tutu Atwell vs. Purdue (10/11/97)	213
42. Chris Darkins vs. Syracuse (9/23/95)	212
43. Darrell Thompson vs. Bowling Green (9/13/86)	211
44. Thomas Tapeh at Baylor (9/16/2000)	210
45. Chris Darkins vs. Purdue (10/9/93)	208
46. David Cobb vs. San Jose State (9/20/14)	207
Barry Mayer at Iowa (11/2/68)	207
48. Amir Pinnix vs. Michigan State (11/12/05)	206
49. Tutu Atwell vs. Wisconsin (11/8/97)	204
50. Laurence Maroney at Tulsa (9/1/05)	203
Jared Ellerson at Northwestern (10/4/03)	203
Darrell Thompson vs. Miami (OH) (9/17/88)	203

ALL-PURPOSE RECORDS

SEASON RECORDS

	Rush	Rec.	KOR	PR	Oth	Total
1. Tutu Atwell, 1997	77	924	776	296	—	2,073
2. Tellis Redmon, 2000	1,368	327	315	14	—	2,024
3. Marion Barber III, 2003	1,196	119	405	172	—	1,892
4. David Cobb, 2014	1,626	162	—	—	—	1,788
5. Chris Darkins, 1994	1,443	299	—	—	—	1,742
6. Thomas Hamner, 1999	1,462	305	—	—	—	1,731
7. Laurence Maroney, 2005	1,464	170	96	—	—	1,730
8. Rick Upchurch, 1974	942	209	440	125	—	1,716
9. Darrell Thompson, 1986	1,376	202	114	—	—	1,692
10. Tellis Redmon, 2001	1,091	83	202	308	—	1,648
11. Marion Barber III, 2004	1,269	27	206	110	—	1,612
12. Rodney Smith, 2016	1,158	188	263	—	—	1,609
13. Laurence Maroney, 2003	1,121	11	413	—	—	1,545
14. Rick Upchurch, 1973	841	33	356	305	—	1,535
15. Laurence Maroney, 2004	1,348	16	158	—	—	1,522
16. Amir Pinnix, 2006	1,272	138	—	—	—	1,410
17. Marion Barber, 1978	1,210	171	—	—	—	1,381
18. David Cobb, 2013	1,202	174	—	—	—	1,376
Troy Stoudermire, 2009	13	306	1057	—	—	1,376
20. Gary Russell, 2005	1,130	168	59	—	—	1,357
21. Chris Gaiters, 1988	(-6)	564	612	178	—	1,348
22. Terry Jackson II, 2002	1,317	30	—	—	—	1,347
23. Darrell Thompson, 1987	1,229	39	—	—	—	1,268
24. Ron Johnson, 2000	0	1,125	69	53	—	1,247
25. Paul Giel, 1953	749	19	130	288	60	1,246
26. John King, 1973	1,164	27	32	—	—	1,223
27. Darrell Thompson, 1989	1,139	51	—	—	—	1,190
28. Eric Decker, 2008	87	1,074	—	—	—	1,161
29. John Lewis, 1992	—	392	755	—	—	1,147
30. Garry White, 1980	959	177	—	—	—	1,136
31. Luke Levenson, 1998	—	854	17	257	—	1,128
32. Rafael Cooper, 1995	471	114	537	—	—	1,122
33. Troy Stoudermire, 2008	19	13	—	1,083	—	1,115
34. Bob McNamara, 1954	708	193	140	36	23	1,100
35. Barry Mayer, 1969	745	137	216	—	—	1,098
36. Jared Ellerson, 2003	147	909	—	—	—	1,056
37. Ryan Thelwell, 1996	—	1,051	—	—	—	1,051
38. Ernie Cook, 1971	881	143	20	—	—	1,044
39. Chris Darkins, 1993	610	180	251	—	—	1,041
40. Duane Bennett, 2011	639	23	344	30	—	1,036
41. Chester Cooper, 1981	11	1021	—	—	—	1,032

ALL-TIME TOP 10 ALL-PURPOSE

Year	Rush	Rec	KOR	PR	Other	Total
1. DARRELL THOMPSON (5,109 YARDS)						
1986	1,376	202	114	—	—	1,692
1987	1,229	39	—	—	—	1,268
1988	910	49	—	—	—	959
1989	1,139	51	—	—	—	1,190
Total	4,654	341	114	—	—	5,109
2. LAURENCE MARONEY (4,787 YARDS)						
2003	1,121	11	—	413	—	1,545
2004	1,348	16	158	—	—	1,522
2005	1,464	170	96	—	—	1,730
Total	3,933	187	667	—	—	4,787
3. MARION BARBER III (4,495 YARDS)						
2001	742	19	136	—	—	897
2002	69	25	—	—	—	94
2003	1,196	119	405	172	—	1,892
2004	1,269	27	110	206	—	1,612

Total	3,276	190	651	378	—	4,495
4. THOMAS HAMNER (4,363 YARDS)						
1996	883	81	—	—	—	964
1997	663	95	—	—	—	758
1998	838	72	—	—	—	910
1999	1,426	305	—	—	—	1,731
Total	3,810	553	—	—	—	4,363
5. CHRIS DARKINS (4,347 YARDS)						
1992	357	161	124	—	—	642
1993	610	180	251	—	—	1,041
1994	1,443	299	—	—	—	1,742
1995	825	97	—	—	—	922
Total	3,235	737	375	—	—	4,347
6. TROY STOUDERMIRE (4,131 YARDS)						
2008	19	13	1083	0	—	1,115
2009	13	306	1057	0	—	1,376
2010	0	114	789	9	24	936
2011	0	0	173	0	19	192
2012	0	0	513	-1	—	512
Total	32	433	3,615	8	43	4,131
7. TUTU ATWELL (3,907 YARDS)						
1994	26	159	—	—	—	185
1995	59	735	—	20	—	814
1996	13	822	—	—	—	835
1997	77	924	776	296	—	2,073
Total	175	2,640	776	316	—	3,907
8. TELLIS REDMON (3,821 YARDS)						
1999	22	0	37	54	—	113
2000	1,368	327	315	14	—	2,024
2001	1,091	83	202	308	—	1,684
Total	2,481	410	554	376	—	3,821
9. MARION BARBER (3,791 YARDS)						
1977	589	69	—	—	—	658
1978	1,210	171	—	—	—	1,381
1979	526	337	—	—	—	863
1980	769	120	—	—	—	889
Total	3,094	697	—	—	—	3,791
10. MELVIN ANDERSON (3,284 YARDS)						
1983	11	80	468	—	—	559
1984	(-2)	247	603	—	—	848
1985	14	554	379	—	—	947
1986	—	384	546	—	—	930
Total	23	1,265	1,996	—	—	3,284

ALL-PURPOSE RECORDS

YEAR-BY-YEAR LEADERS

Year		Rush	Rec	KOR	PR	Other	Total
1949	Bill Bye	561	—	—	—	—	561
1950	Richard Gregory	315	13	—	—	—	328
1951	Paul Giel	789	133	—	5	64	991
1952	Paul Giel	650	129	149	—	—	928
1953	Paul Giel	749	19	130	288	60	1,246
1954	Bob McNamara	708	193	140	36	23	1,100
1955	Pinky McNamara	185	102	32	166	13	498
1956	Robert Cox	553	—	32	38	—	623
1957	Robert Cox	315	—	110	37	—	462
1958	William Kauth	361	144	192	123	—	712
1959	Sandy Stephens	140	—	299	57	70	566
1960	Sandy Stephens	215	—	213	90	114	632
1961	Sandy Stephens	533	—	—	88	2	623
1962	James Cairns	224	221	36	160	30	671
1963	Gerald Pelletier	250	105	65	145	15	580
1964	Fred Farthing, Jr.	433	62	57	—	—	552
1965	Ken Last	35	463	17	—	—	515
1966	Curtis Wilson	546	3	94	2	—	645
1967	James Carter	519	92	—	—	—	611
1968	Barry Mayer	662	28	31	—	27	748
1969	Barry Mayer	745	137	216	—	—	1,098
1970	Ernie Cook	495	82	2	—	—	579
1971	Ernie Cook	881	143	20	—	—	1,044
1972	John King	1,164	—	32	—	—	1,196
1973	Rick Upchurch	841	33	356	305	—	1,535
1974	Rick Upchurch	942	209	440	125	—	1,716
1975	Milfred Holmes	573	49	128	10	—	760
1976	Kent Kitzmann	696	41	68	—	—	805
1977	Kent Kitzmann	647	—	—	—	—	647
1978	Marion Barber	1,210	171	—	—	—	1,381
1979	Garry White	861	152	8	—	—	1,021
1980	Garry White	959	177	—	—	—	1,021
1981	Chester Cooper	11	1,021	—	—	—	1,032
1982	Alan Reid	290	280	90	—	—	640
1983	Melvin Anderson	11	80	468	—	—	559
1984	Melvin Anderson	(-2)	247	603	—	—	848
1985	Melvin Anderson	14	554	379	—	—	947
1986	Darrell Thompson	1,376	202	114	—	—	1,692
1987	Darrell Thompson	1,229	39	—	—	—	1,268
1988	Chris Gaiters	(-6)	564	612	178	—	1,348
1989	Darrell Thompson	1,139	51	—	—	—	1,190
1990	Mark Smith	700	149	16	—	—	865
1991	Antonio Carter	660	114	35	—	—	807
1992	John Lewis	—	392	755	—	—	1,147
1993	Chris Darkins	610	180	251	—	—	1,041
1994	Chris Darkins	1,443	299	—	—	—	1,742
1995	Rafael Cooper	471	114	537	—	—	1,122
1996	Ryan Thelwell	—	1051	—	—	—	1,051
1997	Tutu Atwell	77	924	776	296	—	2,073
1998	Luke Levenson	—	854	17	257	—	1,128
1999	Thomas Hamner	1,426	305	—	—	—	1,731
2000	Tellis Redmon	1,368	327	315	14	—	2,024
2001	Tellis Redmon	1,091	83	202	308	—	1,684
2002	Terry Jackson II	1,317	30	—	—	—	1,347
2003	Marion Barber III	1,196	119	405	172	—	1,892
2004	Marion Barber III	1,269	27	206	110	—	1,612
2005	Laurence Maroney	1,464	170	96	—	—	1,730
2006	Amir Pinnix	1,272	138	—	—	—	1,410
2007	Eric Decker	22	909	—	28	—	959
2008	Eric Decker	87	1,074	—	—	—	1,161
2009	Troy Stoudermire	3	306	1,376	—	—	1,376
2010	Troy Stoudermire	0	114	789	9	—	936
2011	Duane Bennett	639	23	344	30	—	1,036
2012	Donnell Kirkwood	926	23	—	—	—	949
2013	David Cobb	1,202	174	—	—	—	1,376

2014	David Cobb	1,626	162	—	—	—	1,788
2015	Shannon Brooks	709	167	112	—	—	988
2016	Rodney Smith	1,158	188	263	—	—	1,609



DEFENSIVE RECORDS

Karon Riley (1999-2000) • career leader in sacks



Tyrone Carter (1996-99) •
career leader in tackles

TOTAL TACKLES

Game: 32, Bill Light vs. Iowa, 10/31/70
Season: 172, Bill Light, 1970
Career: 528, Tyrone Carter, 1996-99

SOLO TACKLES

Game: 20, Pete Najarian vs. Purdue, 9/22/84
Season: 127, Tyrone Carter, 1998
Career: 414, Tyrone Carter, 1996-99

ASSISTS

Game: 15, Bill Light vs. Iowa, 10/31/70
Season: 79, Bill Light, 1970
Career: 245, Pete Najarian, 1982-1985

TACKLES FOR LOSS

Game: 6, Sean Hoffman vs. Northwestern, 10/2/99
Season: 24, Lamanzer Williams, 1997
Career: 44.5, Willie VanDeSteege, 2005-08

QUARTERBACK SACKS

Game: 4, Willie VanDeSteege at Michigan St., 11/11/06
 Karon Riley vs. Iowa, 11/18/00
Season: 18.5, Lamanzer Williams, 1997
Career: 29.0, Karon Riley, 1999-2000

PASS BREAKUPS

Game: 6, Michael Carter vs Purdue, 10/27/12
 Michael Lehan vs. Michigan State, 10/19/01
Season: 18, Michael Lehan, 2001
 Willie Middlebrooks, 1999
Career: 31, Trumaine Banks, 2003-06
 Ukeke Dozier, 2001-04
 Michael Lehan, 1999-2002

FUMBLE RECOVERIES

Season: 5, Stephen Thompson, 1968
Career: 8, Stephen Thompson, 1967-70

LONGEST FUMBLE RETURN

88 yards, Marcus Sherels vs. Wisconsin, 10/3/09

BLOCKED PUNTS

Season: 5, Jermaine Mays, 2002
Career: 6, Jermaine Mays, 1998-2000, '02

MOST FUMBLE RETURNS FOR TD

Game: 2, Tyrone Carter vs. Syracuse, 9/21/96+
Season: 2, Tyrone Carter vs. Syracuse, 1996

FRESHMAN RECORDS

Tackles: 101, Sean Hoffman, 1997
Tackles For A Loss: 9, Steve Davis, 2005
Sacks: 7, Charlton Keith, 2002

SOPHOMORE RECORDS

Tackles: 143, Tyrone Carter, 1997
Tackles For A Loss: 14.5, Willie VanDeSteege, 2006
Sacks: 10, Willie VanDeSteege, 2006

JUNIOR RECORDS

Tackles: 172, Bill Light, 1970
Tackles For A Loss: 22, Karon Riley, 1999
Sacks: 16, Karon Riley, 1999

SENIOR RECORDS

Tackles: 155, Jack Brewer, 2001
Tackles For A Loss: 24, Lamanzer Williams, 1997
Sacks: 18.5, Lamanzer Williams, 1997

DEFENSIVE RECORDS

SEASON RECORDS

TACKLES

Season	Tackles
1. Bill Light, 1970	172
2. Jon Leverenz, 1987	162
3. Tyrone Carter, 1998	158
4. Jack Brewer, 2001	155
5. George Washington, 1975	154
6. Tyrone Carter, 1999	144
7. Pete Najarian, 1984	144
8. Tyrone Carter, 1997	143
9. Bruce Holmes, 1985	139
10. Pete Najarian, 1985	137

TACKLES FOR A LOSS

Season	TFL
1. Lamazan Williams, 1997	23.5
2. Karon Riley, 1999	21.5
3. Karon Riley, 2000	20
4. John Schlecht, 1999	20
5. Willie VanDeSteege, 2008	19.0
6. Darrell Reid, 2004	17.5
7. Ben Mezera, 1999	16.5
8. Jeff Schuh, 1980	16
9. Greg White, 2000	15
10. Tyrone Carter, 1998	15

QUARTERBACK SACKS

Season	Sacks
1. Lamazan Williams, 1997	18.5
2. Karon Riley, 1999	16
3. Karon Riley, 2000	13
4. Ben Mezera, 1999	12
5. Willie VanDeSteege, 2008	10.5
6. Willie VanDeSteege, 2006	10
7. D.L. Wilhite, 2012	8.5
8. Tyrone Carter, 1998	8
9. Blake Cashman, 2016	7.5
10. Theiren Cockran, 2013	7.5
11. Darrell Reid, 2004	7.5
12. Dennis Capella, 1992	7.5

PASS BREAKUPS

Season	PBU
1. Willie Middlebrooks, 1999	18
2. Michael Lehan, 2001	16
3. Michael Carter, 2012	15
4. Ukee Dozier, 2004	15
5. Traye Simmons, 2008	14
6. Trumaine Banks, 2005	13
7. Jalen Myrick, 2016	11
8. Marcus Sherels, 2008	11
9. Craig Scruggs, 1997	11
10. Juan Hunter, 1993	11
11. Andre Harris, 1984	11
12. Eric Murray, 2013	10
13. Derrick Wells, 2012	10
14. Jimmy Wyrick, 1997	10
15. Rodney Heath, 1994	10
16. Glenn Cardelli, 1981	10

GAME RECORDS

TACKLES

32 Bill Light vs. Iowa, 10/31/70
29 Bill Light vs. Indiana, 10/11/69
26 Pete Najarian vs. Purdue, 9/22/84
26 Pete Najarian vs. Nebraska, 9/17/83
25 Wayne King vs. Michigan, 10/25/69
24 Wayne King vs. Iowa, 11/2/68

23 Pete Najarian vs. Oklahoma, 9/28/85
23 George Washington vs. Illinois, 10/11/75
23 Ollie Bakken vs. Ohio State, 9/15/73
23 Tim Wheeler vs. Kansas, 10/1/66

TACKLES FOR A LOSS

6 Sean Hoffman vs. Northwestern, 10/2/99
5 Bob Stein vs. Iowa, 10/15/66
4 Steven Richardson vs. Colorado St., 9/24/16
4 Willie VanDeSteege vs. Michigan State, 11/11/06
4 Darrell Reid at Michigan State, 10/16/04
4 Kyle McKenzie vs. Indiana, 11/1/03
4 Karon Riley vs. Iowa, 11/18/00
4 Curtese Poole vs. Iowa, 11/21/98
4 Tyrone Carter vs. Purdue, 10/3/98
4 Lamazan Williams vs. Penn State, 10/18/97
4 Andy Kratchovil vs. Kansas State, 9/18/93
4 Pete Najarian vs. Ohio, 9/11/82
4 Fred Orgas vs. Indiana, 10/17/81
4 Jeff Schuh vs. Indiana, 11/8/80
4 Stan Sytsma vs. Oregon State, 10/7/78
4 George Washington vs. Wisconsin, 11/22/75
4 Paul Glantan vs. Purdue, 11/10/73

QUARTERBACK SACKS

4 Willie VanDeSteege vs. Michigan State, 11/11/06
4 Karon Riley vs. Iowa, 11/18/00
3 Willie VanDeSteege at Illinois, 10/11/08
3 Paul Nixon at Ohio State, 11/2/02
3 Ben Mezera vs. Northwestern, 10/2/99
3 Karon Riley vs. UL Monroe, 9/11/99
3 Curtese Poole vs. Iowa, 11/21/98
3 Lamazan Williams vs. Iowa, 11/22/97
3 Jon Michals vs. Iowa State, 9/13/97
3 Andy Kratchovil vs. Kansas State, 9/18/93
3 Joel Staats vs. Indiana, 10/31/92
3 Mike Sunvold vs. Wisconsin, 11/3/90
3 Doug Mueller vs. Wisconsin, 10/13/84

CAREER RECORDS

TACKLES

Seasons	Tackles
1. Tyrone Carter, 1996-99	528
2. Pete Najarian, 1982-85	482
3. Bill Light, 1969-71	395
4. Parc Williams, 1995-98	351
5. Russ Heath, 1990-93	329
6. Steve Stewart, 1974-77	325
7. Bruce Holmes, 1983-86	323
8. Joel Staats, 1988-91	318
9. Justin Konzemius, 1992-95	317
10. Glenn Howard, 1978-81	308

TACKLES FOR A LOSS

Seasons	TFL
1. Willie VanDeSteege, 2005-08	43.5
2. John Schlecht, 1998-2000	42.5
3. Karon Riley, 1999-2000	42
4. Darrell Reid, 2001-04	38
5. Ben Mezera, 1997-2000	34.5
6. Steve Neils, 1971-73	33
7. Lamazan Williams, 1994-97	31
8. Sean Hoffman, 1997-2000	27
9. Craig Sauer, 1992-95	27
10. Ed Hawthorne, 1991-94	27

QUARTERBACK SACKS

Seasons	Sacks
1. Karon Riley, 1999-2000	29
2. Lamazan Williams, 1994-97	23.5
3. Ben Mezera, 1997-2000	22
4. Willie VanDeSteege, 2005-08	21.5
5. Darrell Reid, 2001-04	16
6. Theiren Cockran, 2012-15	15.5
7. D.L. Wilhite, 2009-12	15.5
8. Mark Losli, 2002-05	14
9. Steve Davis, 2005-08	13
10. Ben Williams, 1988-91	13
11. Steven Richardson, 2014-present	12.5
12. Greg White, 1999-2001	12
13. Sean Hoffman, 1997-2000	12
14. John Schlecht, 1998-2000	11

PASS BREAKUPS

Seasons	PBU
1. Trumaine Banks, 2003-06	31
2. Ukee Dozier, 2001-04	31
3. Michael Lehan, 1999-2002	31
4. Willie Middlebrooks, 1998-2000	30
5. Craig Scruggs, 1995-98	25
6. Rodney Heath, 1993-96	25
7. Eric Murray, 2012-15	24
8. Brock Vereen, 2010-13	22
9. Traye Simmons, 2008-09	22
10. Jalen Myrick, 2013-16	21
11. Jamal Harris, 2004-07	21
12. Glenn Cardelli, 1979-81	21

FUMBLE RECOVERIES

Seasons	FR
1. Stephen Thompson, 1967-70	8
2. Sean Hoffman, 1997-2000	7
3. Tyrone Carter, 1996-99	7
4. Sean Lumpkin, 1988-91	7
5. Kerry Glenn, 1981-84	7
6. Ron Kamzelski, 1964-68	7
7. Wayne King, 1964-68	7
8. Tom Murphy, 1977-80	6
9. Stan Sytsma, 1976-78	6

ALL-TIME TOP 10 TACKLES

Year	Assist	Solo	Total
1. TYRONE CARTER			
1996	55	28	83
1997	116	27	143
1998	127	31	158
1999	116	28	144
Total	414	114	528
2. PETE NAJARIAN			
1982	42	41	83
1983	62	56	118
1984	63	81	144
1985	78	59	137
Total	245	237	482
3. BILL LIGHT			
1969	47	68	115
1970	93	79	172
1971	52	56	108
Total	192	203	395
4. PARC WILLIAMS			
1995	36	20	56
1996	61	37	98

DEFENSIVE RECORDS

1997	82	33	115
1998	55	27	82
Total	234	117	351

5. RUSS HEATH

1990	29	24	53
1991	36	49	85
1992	48	60	108
1993	46	37	83
Total	159	170	329

6. STEVE STEWART

1974	0	0	0
1975	44	54	98
1976	66	48	114
1977	54	59	113
Total	146	179	325

7. BRUCE HOLMES

1983	4	5	9
1984	21	30	51
1985	62	77	139
1986	66	58	124
Total	153	170	323

8. JOEL STAATS

1988	32	48	80
1989	32	39	71
1990	40	49	89
1991	37	41	78
Total	141	177	318

9. JUSTIN CONZEMIUS

1992	39	26	65
1993	37	31	68
1994	70	43	113
1995	53	18	71
Total	199	118	317

10. GLENN HOWARD

1978	0	0	0
1979	23	35	58
1980	65	61	126
1981	56	68	124
Total	144	164	308

TACKLES YEAR-BY-YEAR LEADERS

Year	Player	Solo	Ass't	Total
1966	Gary Reierson	40	52	92
1967	Wayne King	21	57	78
1968	Wayne King	54	50	104
1969	Rich Crawford	59	74	133
1970	Bill Light	93	79	172
1971	Bill Light	61	47	108
	Clayton Scheurer	61	47	108
1972	Ollie Bakken	53	40	93
1973	Mike Steidl	62	37	99
1974	Ollie Bakken	86	42	128
1975	George Washington	103	51	154
1976	Steve Stewart	66	48	114
1977	Steve Stewart	54	59	113
1978	Ed Burns	63	42	105
1979	Jack Johnson	67	43	110
1980	Mike Robb	72	61	133
1981	Jim Fahnhorst	67	54	121
1982	Pete Najarian	41	42	83
1983	Pete Najarian	56	62	118
1984	Pete Najarian	81	63	144

1985	Bruce Holmes	62	77	139
1986	Bruce Holmes	58	66	124
1987	Jon Leverenz	96	66	162
1988	Mac Stephens	66	53	119
1989	Mike Sunvold	44	33	77
1990	Sean Lumpkin	67	32	99
1991	Sean Lumpkin	84	31	115
1992	Russ Heath	60	48	108
1993	Andrew Veit	42	43	85
1994	Justin Conzemius	70	43	113
1995	Craig Sauer	55	21	76
1996	Parc Williams	61	37	98
1997	Tyrone Carter	116	27	143
1998	Tyrone Carter	127	31	158
1999	Tyrone Carter	116	28	144
2000	Delvin Jones	66	22	88
2001	Jack Brewer	89	66	155
2002	Eli Ward	71	45	116
2003	Eli Ward	72	24	96
2004	Kyle McKenzie	50	29	79
2005	John Pawielski	61	25	86
2006	Mike Sherels	67	37	104
2007	Dom Barber	71	29	100
2008	Lee Campbell	50	30	80
2009	Lee Campbell	70	49	119
2010	Gary Tinsley	47	43	90
2011	Kim Royston	71	52	123
2012	Troy Stoudermire	59	23	82
2013	Cedric Thompson	52	27	79
2014	Damien Wilson	63	56	119
2015	Antonio Johnson	59	43	102
2016	Damarius Travis	56	27	83


TACKLES FOR LOSS YEAR-BY-YEAR LEADERS

Year	Player	TFL	Yards
1978	Stan Sytsma	11	52
1979	Alan Blanshan	7	39
1980	Jeff Schuh	16	108
1981	Karl Mecklenburg	13	62
1982	Karl Mecklenburg	11	62
1983	Joe Christopherson	5	19
	Peter Najarian	5	7
1984	Bruce Holmes	7	24
1985	Mark Dusabek	6	—
	Larry Joyner	6	—
1986	Gary Hadd	11	—
1987	Jon Leverenz	13	—
1988	Skeeter Akre	7	50
	Ron Goetz	7	27
1989	Eddie Miles	12	—
1990	Sean Lumpkin	7	34
	Ben Williams	7	34
1991	Mike Sunvold	9	35
1992	Dennis Cappella	13.5	67
1993	Craig Sauer	12	54
1994	Craig Sauer	11	45
1995	Ben Langford	7	16
1996	Jerome Davis	6	15
1997	Lamanzer Williams	24	118
1998	Tyrone Carter	15	73
1999	Karon Riley	22	119
2000	Karon Riley	20	121
2001	Greg White	8	38
2002	Paul Nixon	8	40
	Darrell Reid	8	27
2003	Darrell Reid	12	50
2004	Darrell Reid	17.5	84
2005	Steve Davis	9	49

	John Shevlin	9	29
2006	Willie VanDeSteege	14.5	59
2007	Deon Hightower	9.5	17
2008	Willie VanDeSteege	19	94
2009	Lee Campbell	11.5	29
2010	Jewhan Edwards	11	39
2011	Gary Tinsley	9	33
2012	D.L. Wilhite	11	62
2013	Ra'Shede Hageman	13	50
2014	Damien Wilson	10.5	32
2015	Jack Lynn	11.0	30
2016	Steven Richardson	11.0	53

SACKS YEAR-BY-YEAR LEADERS

Year	Player	Sacks	Yards
1982	Jimmy James	4	35
	Pete Najarian	4	35
	Rene Capo	4	24
1983	Craig Paulson	2	13
1984	Gary Hadd	4	22
	Courtney Holmes	4	20
1985	Larry Joyner	4	—
1986	Larry Joyner	3	—
	Matt Martinez	3	—
1987	Brian Bonner	2	—
	Jon Leverenz	2	—
1988	Skeeter Akre	4	29
1989	Eddie Miles	5	—
1990	Ben Williams	6	47
1991	Ben Williams	6	52
1992	Dennis Cappella	7.5	50
1993	Andy Kratchovil	4	34
1994	Craig Sauer	3	32
	Trevor Walker	3	21
1995	Lamanzer Williams	3	19
1996	Jon Michals	2	25
	Ben Langford	2	19
1997	Lamanzer Williams	18.5	95
1998	Tyrone Carter	8	60
1999	Karon Riley	16	101
2000	Karon Riley	13	105
2001	Greg White	5	35
2002	Charlton Keith	7	45
2003	Darrell Reid	5.5	39
2004	Darrell Reid	7.5	58
2005	Steve Davis	6	35
2006	Willie VanDeSteege	10	50
2007	Mike Sherels	2.5	22
2008	Willie VanDeSteege	10.5	74
2009	Eric Small	3.0	19
	D.L. Wilhite	3.0	26
2010	Jewhan Edwards	3.0	16
2011	Gary Tinsley	4.0	25
2012	D.L. Wilhite	8.5	54
2013	Theiren Cockran	7.5	38
2014	Theiren Cockran	4.0	32
	Damien Wilson	4.0	18
2015	De'Vondre Campbell	4.0	37
2016	Blake Cashman	7.5	36



INTERCEPTION RECORDS

Jeff Wright (1968-70) • career and season leader in interceptions



Sean Lumpkin (1988-91) • career leader (tie) in interceptions

INTERCEPTIONS

Game: 3, Jeff Wright vs. Michigan State, 11/14/70

Mike White vs. Ohio, 9/26/70

Walter Bowser vs. Iowa, 11/1/69

Noel Jenke vs. Wisconsin, 11/25/67

Sandy Stephens vs. Wisconsin, 11/19/60

Shorty Cochran vs. Purdue, 10/1/55

Dick Anonsen vs. Wisconsin, 11/19/49

Season: 7, Jeff Wright, 1970

#8, Harold Van Every, 1939

Career: 12, Sean Lumpkin, 1988-91

Jeff Wright, 1968-70

INTERCEPTION RETURN YARDS

Game: 140, Walter Bowser vs. Michigan St., 11/14/70

Season: 203, Walter Bowser, 1970

Career: 283, Sean Lumpkin, 1988-91

TOUCHDOWN RETURNS

Season: 2, Jeff Rosga, 1993; Gary Hohman, 1969

Career: 2, Jalen Myrick 2013-16, Briean Boddy-Calhoun

2012-15, Aaron Hill 2010-2013, Jeff Rosga, 1991-93;

Sean Lumpkin, 1988-91; Gary Hohman, 1969

LONGEST RETURNS

99 Gary Hohman vs. Nebraska, 10/4/69

95 Ed Duren vs. Iowa, 10/15/66

89 Briean Boddy-Calhoun vs. UNLV, 8/29/13

85 Sean Lumpkin vs. Ohio State, 10/28/89

76 Sean Lumpkin vs. Ohio State, 10/27/90

76 Fred Houde vs. Chicago, 10/20/28#

73 Doug Beaudoin vs. Indiana, 10/13/73

71 Trevis Graham vs. Illinois, 9/30/00

63 Larry Buhler vs. Wisconsin, 11/21/36#

61 Jimmy Wyrick vs. Indiana, 11/13/99

60 John Shevlin at Iowa, 11/19/05

56 Briean Boddy-Calhoun vs. Ohio State, 11/15/14

55 Jeff Rosga vs. Wisconsin, 10/23/93

55 Justin Conzemius vs. Purdue, 10/9/93

55 Kevin Keller vs. Ohio State, 9/15/73

FRESHMAN INTERCEPTIONS

3, Crawford Jordan, 1994; Kyle Theret, 2007

SOPHOMORE INTERCEPTIONS

5, Mike White, 1970

JUNIOR INTERCEPTIONS

5, Walter Bowser, 1969; Rodney Heath, 1995;

Briean Boddy-Calhoun, 2014

SENIOR INTERCEPTIONS

7, Jeff Wright, 1970

Pre-Modern Era (before 1945) record

INTERCEPTION RECORDS

SEASON RECORDS

Season	INT
1. Jeff Wright, 1970	7
2. Walter Bowser, 1970	6
3. Brian Boddy-Calhoun, 2014	5
Rodney Heath, 1995	5
Sean Lumpkin, 1991	5
Fred Foggie, 1989	5
Mike White, 1970	5
Walter Bowser, 1969	5
Bill Munsey, 1960	5

CAREER RECORDS

Seasons	INT
1. Sean Lumpkin, 1988-91	12
Jeff Wright, 1968-70	12
3. Keith Edwards, 1977-79	11
Walter Bowser, 1969-70	11
Tom Sakal, 1965-67	11
6. Brian Boddy-Calhoun, 2012-15	10
Kyle Theret, 2007-10	10
8. Rodney Heath, 1993-96	9
Frank Jackson, 1987-90	9
Rick Witthus, 1979-82	9
Sandy Stephens, 1959-61	9
12. Justin Isom, 2001-03	8
Justin Conzemius, 1992-95	8
Mike White, 1970-72	8
Noel Jenke, 1966-68	8

GAME RECORDS

3 Jeff Wright vs. Michigan State, 11/14/70
3 Mike White vs. Ohio, 9/26/70
3 Walter Bowser vs. Iowa, 11/1/69
3 Noel Jenke vs. Wisconsin, 11/25/67
3 Sandy Stephens vs. Wisconsin, 11/19/60
3 Shorty Cochran vs. Purdue, 10/1/55
3 Dick Anonsen vs. Wisconsin, 11/19/49

ALL-TIME TOP 5 INT

Year	Int.	Yds.	TD
1. SEAN LUMPKIN			
1988	1	8	0
1989	2	118	1
1990	4	138	1
1991	5	19	0
Total	12	283	2

1. JEFF WRIGHT

1968	3	7	0
1969	2	28	0
1970	7	65	0
Total	12	100	0

3. KEITH EDWARDS

1977	3	12	0
1978	4	72	0
1979	4	37	0
Total	11	121	0

3. WALTER BOWSER

1969	5	52	0
1970	6	203	1
Total	11	255	1

3. TOM SAKAL

1965	4	108	0
------	---	-----	---

1966	4	25	0
1967	3	22	0
Total	11	155	0

YEAR-BY-YEAR LEADERS


Year	Player	No	Yds	Avg	TD
1961	Sandy Stephens	2	2	1.0	0
1962	Paul Ramseth	4	56	14.0	0
1963	Michael Reid	2	50	25.0	0
	William Costanza	2	2	1.0	0
1964	Kraig Lofquist	4	111	27.8	1
1965	Tom Sakal	4	108	27.0	0
1966	Tom Sakal	4	25	6.3	0
1967	Dennis Hale	4	68	17.0	0
	Noel Jenke	4	38	9.5	0
1968	Noel Jenke	3	44	14.7	0
	Jeff Wright	3	7	2.3	0
1969	Walt Bowser	5	52	10.4	0
1970	Jeff Wright	7	65	9.3	0
1971	Jim Herman	3	27	9.0	0
1972	Michael White	3	0	0.0	0
1973	Doug Beaudoin	4	73	18.3	0
1974	Oliver Bakken	3	24	8.0	0
1975	Steve Stewart	3	14	4.7	0
1976	George Adzick	3	53	17.7	0
1977	Mark Merrill	3	30	10.0	1
	Keith Edwards	3	12	4.0	0
1978	Keith Edwards	4	72	18.0	0
1979	Keith Edwards	4	37	9.3	0
1980	Rick Witthus	4	53	13.3	0
1981	Rick Witthus	4	88	22.0	0
1982	Craig White	2	38	19.0	0
	Eric Johnson	2	20	10.0	0
1983	Andy Hare	3	(-2)	0.0	0
1984	Andre Harris	2	0	0.0	0
1985	Donovan Small	3	23	7.7	0
1986	Duane Dutrieuille	4	4	1.8	0
	Matt Martinez	4	(-1)	(-0.2)	0
1987	Warren Berry	4	42	10.5	0
1988	Joel Brown	4	23	5.8	0
1989	Fred Foggie	5	48	9.6	0
1990	Sean Lumpkin	4	138	34.5	1
	Frank Jackson	4	39	9.75	0
1991	Sean Lumpkin	5	19	3.8	0
1992	Jeff Rosga	2	0	0.0	0
1993	Juan Hunter	4	117	29.3	0
	Jeff Rosga	4	91	22.8	2
1994	Justin Conzemius	3	30	10.0	0
	Juan Hunter	3	22	7.3	0
	Crawford Jordan	3	5	1.7	0
1995	Rodney Heath	5	41	8.2	0
1996	Rodney Heath	3	43	14.3	0
1997	Ben Mezera	2	0	0.0	0
	Craig Scruggs	2	0	0.0	0
	Jimmy Wyrick	2	0	0.0	0
1998	Sean Hoffman	3	29	9.7	0
1999	Jimmy Wyrick	2	115	57.5	1
	Delvin Jones	2	3	1.5	0
	Jack Brewer	2	(-4)	(-2.0)	0
2000	Clorenzo Griffin	2	39	19.5	0
2001	Michael Lehan	2	55	22.5	0
	Bradley Vance	2	31	15.5	1
2002	Justin Isom	3	54	18.0	0
2003	Justin Isom	4	47	11.8	0
2004	Ukee Dozier	3	20	6.7	0
2005	eight tied	1	18.0	1	
2006	Dominique Barber	4	57	14.2	0
2007	Kyle Theret	3	72	24.0	0
2008	Traye Simmons	4	81	20.3	1

2009	Kyle Theret	3	5	1.7	0
2010	Mike Rallis	3	11	3.7	0
2011	Troy Stoudermire	2	19	9.5	0
2012	Michael Carter	4	61	15.3	1
2013	Aaron Hill	2	55	27.5	1
2014	Brian Boddy-Calhoun	5	59	11.8	0
2015	Brian Boddy-Calhoun	4	21	5.2	1
2016	KiAnte Hardin	2	31	15.5	0
	Damarius Travis	2	0	0	0



PUNT RETURN RECORDS

Rick Upchurch (1973-74) • career punt return average leader



Tellis Redmon (1999-2001) • career leader in punt return yardage

RETURNS

Game: 9, Danny Upchurch vs. Buffalo, 9/21/02

Season: 40, Danny Upchurch, 2002

Career: 52, Rodney Heath, 1993-96

RETURN YARDS

Game: 132, Tellis Redmon vs. Northwestern, 10/28/00

Season: 405, Marion Barber III, 2003

Career: 571, Tellis Redmon, 1999-2001

PUNT RETURN AVERAGE

Game (min. 2 ret.): 43.5, Bill Crockett vs. Nebraska, 9/26/64

Season (min. 8 ret.): 16.9, Paul Giel, 1953

Career (min. 20 ret.): 13.4, Rick Upchurch, 1973-74

LONGEST RETURNS

91 Fred Houde vs. Iowa, 10/27/28#

83 Tellis Redmon vs. Northwestern, 10/28/00 (TD)

80 Bill Crockett vs. Nebraska, 9/26/64 (TD)

79 Chris Gaiters vs. Northern Illinois, 9/24/88

76 George Roscoe vs. North Dakota St., 9/29/34#

72 Rodney Heath at Purdue, 10/5/96 (TD)

71 Bob Thompson vs. Purdue, 11/18/50

PUNT RETURNS FOR TOUCHDOWNS

Game: 1, 10 times, last by

Marcus Jones at New Mexico State, 9/7/13

Season: 2, Jermaine Mays, 2002

Douglas Roalstad, 1968

Career: 2, Jermaine Mays, 2002

Douglas Roalstad, 1967-68

FRESHMAN PUNT RETURN AVERAGE

12.2, Bryant Allen, 2009

SOPHOMORE PUNT RETURN AVERAGE

14.5, Marion Barber III, 2003

JUNIOR PUNT RETURN AVERAGE

13.9, Rick Upchurch, 1973

SENIOR PUNT RETURN AVERAGE

16.9, Paul Giel, 1953

PUNT RETURN RECORDS

SEASON RECORDS

RETURNS

Season	Returns
1. Danny Upchurch, 2002	40
2. Luke Leverson, 1998	35
3. Tyrone Carter, 1999	30
4. Terrence Henderson, 1982	29
5. Marion Barber III, 2003	28
6. Lewis Garrison, 1992	27
7. Bob Thompson, 1950	25
8. Tellis Redmon, 2000	24
9. Tutu Atwell, 1997	23
10. Rodney Heath, 1994	22
Rick Upchurch, 1973	22

RETURN YARDS

Season	Yards
1. Marion Barber III, 2003	405
2. Tyrone Carter, 1999	356
3. Tellis Redmon, 2000	315
4. Rick Upchurch, 1973	305
5. Tutu Atwell, 1997	296
6. Paul Giel, 1953	288
7. Danny Upchurch, 2002	287
8. Terrence Henderson, 1982	264
9. Luke Leverson, 1998	257
10. Bob Thompson, 1950	255

RETURN AVERAGE (MIN. 8 RETURNS)

Season	Yards
1. Paul Giel, 1953	16.9
2. Marion Barber III, 2003	14.5
3. Rick Upchurch, 1973	13.9
4. Jim Cairns, 1961	13.3
5. Tutu Atwell, 1997	12.9
6. Rick Upchurch, 1974	12.5
7. Tyrone Carter, 1999	11.9
8. Marcus Sherels, 2008	11.9
9. Chris Gaiters, 1989	11.6
10. Dominic Jones, 2006	11.5

CAREER RECORDS

RETURNS

Name	Returns
1. Rodney Heath, 1993-96	52
2. Chris Gaiters, 1987-89	51
3. Marion Barber III, 2001-04	47
4. Tellis Redmon, 1999-2001	45
5. Lewis Garrison, 1992-95	44
6. Sandy Stephens, 1959-61	42

RETURN YARDS

Name	Yards
1. Tellis Redmon, 1999-2001	571
2. Chris Gaiters, 1987-89	541
3. Rodney Heath, 1993-96	525
4. Marion Barber III, 2001-04	515
5. Rick Upchurch, 1973-74	430
6. Lewis Garrison, 1992-95	388

RETURN AVERAGE (MIN. 20 RETURNS)

Name	Yards
1. Rick Upchurch, 1973-74	13.4
2. Tellis Redmon, 1999-2001	12.7
3. Dominic Jones, 2005-06	10.9
4. Chris Gaiters, 1987-89	10.6
5. Marcus Jones, 2011-14	10.1
Rodney Heath, 1993-96	10.1

YEAR-BY-YEAR LEADERS

Year	Player	No	Yds	Avg	TD
1964	Bill Crockett	4	97	24.3	0
1965	Gordon Condo	10	47	4.7	0
1966	Gordon Condo	12	91	7.6	0
1967	Gordon Condo	18	105	5.8	0
1968	Doug Roalstad	18	184	10.2	2
1969	Jeff Wright	12	108	9.0	0
1970	Walter Bowser	18	132	7.3	0
1971	Paul Wright	15	55	3.7	0
1972	Mike White	12	29	2.4	0
1973	Rick Upchurch	22	305	13.9	0
1974	Rick Upchurch	10	125	12.5	0
1975	Tom Luckemeyer	11	47	4.3	0
1976	Bobby Weber	8	90	11.3	0
1977	Bobby Weber	12	101	8.4	0
1978	Elmer Bailey	12	127	10.6	0
1979	Elmer Bailey	10	69	6.9	0
1980	Glenn Cardelli	14	66	4.7	0
1981	Jack Schlichting	20	128	5.8	0
1982	Terrence Henderson	29	264	9.1	0
1983	Fred Hartwig	14	74	5.3	0
1984	Gary Couch	15	162	10.8	0
1985	Andy Hare	9	90	10.0	0
1986	Roselle Richardson	19	144	7.6	0
1987	Chris Gaiters	14	132	9.4	0
1988	Chris Gaiters	17	178	10.5	1
1989	Chris Gaiters	20	231	11.6	0
1990	Sean Lumpkin	20	102	5.1	0
1991	Lewis Garrison	9	57	6.3	0
1992	Lewis Garrison	27	242	9.0	0
1993	Aaron Osterman	21	182	8.7	0
1994	Rodney Heath	22	208	9.4	0
1995	Rodney Heath	16	173	10.8	0
1996	Rodney Heath	14	144	10.3	1
1997	Tutu Atwell	23	296	12.9	0
1998	Luke Leverson	35	257	7.3	1
1999	Tyrone Carter	30	356	11.9	0
2000	Tellis Redmon	24	315	13.1	1
2001	Tellis Redmon	19	202	10.6	0
2002	Danny Upchurch	40	287	7.2	0
2003	Marion Barber III	28	405	14.5	0
2004	Marion Barber III	19	110	5.8	0
2005	Dominic Jones	12	120	10.0	0
2006	Dominic Jones	19	218	11.5	0
2007	Harold Howell	15	72	4.8	0
2008	Marcus Sherels	15	179	11.9	0
2009	Bryant Allen	6	73	12.2	0
2010	Bryant Allen	4	49	12.2	0
2011	Brandon Green	6	24	4.0	0
2012	A.J. Barker	19	135	7.1	0
2013	Marcus Jones	11	115	10.5	1
2014	Craig James	16	139	8.7	0
2015	Craig James	12	-7	-0.6	0
2016	Jalen Myrick	9	44	4.9	0



KICKOFF RETURN RECORDS

Troy Stoudermire (2008-12) • NCAA record holder in kickoff returns and kickoff return yardage



Jay Thomas (2006-09) •
season leader in kickoff return average

RETURNS

Game: 9, Troy Stoudermire vs. Iowa, 11/22/08
Donovan Small vs. Nebraska, 9/17/83
Season: 43, Troy Stoudermire, 2009
Career: 144, Troy Stoudermire, 2008-12 ^%

RETURN YARDS

Game: 283, Troy Stoudermire vs. Iowa, 11/22/08 ^
Season: 1,083, Troy Stoudermire, 2008
Career: 3,615, Troy Stoudermire, 2008-12 ^%

RETURN AVERAGE

Game (min. 2 ret.): 61.0, Rick Upchurch, vs. Wisconsin, 11/23/74
Season (min. 10 ret.): 31.3, Duane Bennett, 2011 (11 returns) and Jay Thomas, 2007 (10 returns)
Career (min. 20 ret.): 27.0, Jakari Wallace, 2003-05 (20 ret.)

TOUCHDOWNS

Game: 2, Tutu Atwell vs. Iowa State, 9/13/97 ^+
Season: 2, Tutu Atwell, 1997
Career: 2, Marcus Jones, 2011-14
Tutu Atwell, 1994-97

LONGEST RETURN

100 Jalen Myrick vs. Northwestern, 2014 (TD)
100 Jermaine Mays at Indiana, 2000 (TD)
100 Bobby Weber vs. Ohio State, 1977 (TD)
100 Rick Upchurch vs. Wisconsin, 1974 (TD)

FRESHMAN RETURN AVERAGE

28.5, Marcus Jones, 2011 (13 returns)

SOPHOMORE RETURN AVERAGE

31.3, Jay Thomas, 2007 (10 returns)

JUNIOR RETURN AVERAGE

27.2, Troy Stoudermire, 2010 (29 returns)

SENIOR RETURN AVERAGE

31.3, Duane Bennett, 2011 (11 returns)

^ Big Ten record

% NCAA record

+ Tied NCAA record

KICKOFF RETURN RECORDS

SEASON RECORDS

RETURNS	
Season	Returns
1. Troy Stoudermire, 2009	43
2. Troy Stoudermire, 2008	42
3. Dominic Jones, 2006	32
Tutu Atwell, 1997	32
5. Harold Howell, 2007	30
6. Troy Stoudermire, 2010	29
John Lewis, 1992	29
8. Chris Gaiters, 1988	27
Melvin Anderson, 1984	27
10. Marcus Jones, 2013	25
Rafael Cooper, 1995	25

RETURN YARDS

Season	Yards
1. Troy Stoudermire, 2008	1,083
2. Troy Stoudermire, 2009	1,057
3. Troy Stoudermire, 2010	789
4. Dominic Jones, 2006	786
5. Tutu Atwell, 1997	776
6. John Lewis, 1992	755
7. Harold Howell, 2007	693
8. Marcus Jones, 2013	622
9. Chris Gaiters, 1988	612
10. Melvin Anderson, 1984	603
11. Jakari Wallace, 2005	540

RETURN AVERAGE (MIN. 10 RETURNS)

Season	Yards
1. Jay Thomas, 2007	31.3
Duane Bennett, 2011	31.3
3. Marcus Jones, 2011	28.5
4. Jalen Myrick, 2014	28.2
5. Bobby Weber, 1977	27.4
6. Troy Stoudermire, 2010	27.2
7. Jakari Wallace, 2005	27.0
8. Tyrone Carter, 1999	26.7
9. KiAnte Hardin, 2016	26.0
John Lewis, 1992	26.0
11. Laurence Maroney, 2003	25.8
12. Troy Stoudermire, 2008	25.3
13. Marcus Jones, 2013	24.9
14. Troy Stoudermire, 2009	24.6
Dominic Jones, 2006	24.6
Curtis Wilson, 1965	24.6

CAREER RECORDS

RETURNS	
Seasons	Returns
1. Troy Stoudermire, 2008-12	144
2. Melvin Anderson, 1983-86	93
3. Tyrone Carter, 1996-99	66
4. Chris Gaiters, 1987-89	65
5. Rishon Early, 1993-95	60
6. Marcus Jones, 2011-14	52
7. Bobby Weber, 1974-77	49
8. Jalen Myrick, 2013-16	47
9. Jermaine Mays, 1998-2002	39
8. Rafael Cooper, 1994-95	38
John Lewis, 1990-92	38

RETURN YARDS

Seasons	Yards
1. Troy Stoudermire, 2008-12	3,615
2. Melvin Anderson, 1983-86	1,965
3. Tyrone Carter, 1996-99	1,459
4. Chris Gaiters, 1987-89	1,418
5. Marcus Jones, 2011-14	1,311
6. Rishon Early, 1993-95	1,265
7. Bobby Weber, 1974-77	1,095
8. Jalen Myrick, 2013-16	1,052
9. John Lewis, 1990-92	930
10. Jermaine Mays, 1998-2002	849

RETURN AVERAGE (MIN. 20 RETURNS)

Player, Seasons	Avg.
1. Jakari Wallace, 2003-05	27.0
2. George Honza, 1970-72	25.3
3. Marcus Jones, 2011-14	25.2
4. Troy Stoudermire, 2008-12	25.1
5. Bobby Weber, 1974-77	24.9
6. Dominic Jones, 2005-06	24.7
7. Jalen Myrick, 2013-16	24.5
John Lewis, 1990-92	24.5
9. Tutu Atwell, 1994-94	24.3
10. Laurence Maroney, 2003-05	23.8

YEAR-BY-YEAR LEADERS

Year	Player	No	Yds	Avg	TD
1964	Bill Crockett	4	112	28.0	0
1965	Curtis Wilson	12	296	24.6	0
1966	Hubert Bryant	11	204	18.5	0
1967	Hubert Bryant	6	89	14.8	0
1968	George Kemp	13	215	16.5	0
1969	Walter Bowser	12	292	24.3	0
1970	Walter Bowser	10	211	21.1	0
1971	George Honza	15	288	19.2	0
1972	Vince Fuller	21	414	19.7	0
1973	Rick Upchurch	20	356	17.8	0
1974	Rick Upchurch	20	440	22.0	1
1975	Bobby Weber	14	327	23.4	0
1976	Bobby Weber	21	383	18.2	0
1977	Bobby Weber	13	356	27.4	1
1978	Keith Edwards	12	249	20.7	0
1979	Glenn Lewis	23	490	21.3	0
1980	Dana Noel	9	240	26.7	1
1981	Manny Henry	14	311	22.2	0
1982	Kerry Glenn	21	439	20.9	0
1983	Melvin Anderson	24	468	19.5	0
1984	Melvin Anderson	27	603	22.3	0
1985	Melvin Anderson	18	356	19.8	0
1986	Melvin Anderson	22	538	24.5	1
1987	Chris Gaiters	19	443	23.3	0
1988	Chris Gaiters	27	612	22.7	0
1989	Chris Gaiters	19	363	19.1	0
1990	Fred Foggie	24	488	20.3	0
1991	Chuck Rios	11	227	20.6	0
1992	John Lewis	29	755	26.0	1
1993	Rishon Early	16	338	21.1	0
1994	Rishon Early	16	377	23.6	0
1995	Rafael Cooper	25	537	21.5	0
1996	Rishon Early	16	338	21.1	0
1997	Tutu Atwell	32	776	24.3	2
1998	Tyrone Carter	13	347	26.7	1
1999	Tyrone Carter	17	300	17.6	0
2000	Jermaine Mays	21	497	23.7	1
2001	Tellis Redmon	16	308	19.2	0
2002	Antoine Burns	12	244	20.3	0
2003	Laurence Maroney	16	413	25.8	1
2004	Marion Barber III	10	206	20.6	0
2005	Jakari Wallace	20	540	27.0	0
2006	Dominic Jones	32	786	24.6	1
2007	Harold Howell	30	693	23.1	0
2008	Troy Stoudermire	42	1,083	25.3	0
2009	Troy Stoudermire	43	1,057	24.6	0
2010	Troy Stoudermire	29	789	27.2	0
2011	Marcus Jones	13	370	28.5	1
2012	Troy Stoudermire	22	513	23.3	0
2013	Marcus Jones	25	622	24.9	1
2014	Jalen Myrick	18	508	28.2	1
2015	Jalen Myrick	12	257	21.4	0
2016	Jalen Myrick	13	287	22.1	0



PUNTING RECORDS

Peter Mortell (2012-15) • career punt average leader



Adam Kelly (1983-85) •
season punt average leader

PUNTS

Game: 13, Paul Blanchard vs. Nebraska, 9/17/83
Walter Bowser vs. Michigan State, 11/15/69

Season: 80, Ryan Rindels, 1998; Terry Simmons, 1977

Career: 229, Justin Kucek, 2005-08

YARDS

Game: 511, Adam Kelly vs. Nebraska, 19/15/84
(11 punts)

Season: 3,215, Peter Mortell, 2015 (74 punts)

Career: 9,461, Justin Kucek, 2005-08

AVERAGE

Game: (Minimum of 7 punts) -
53.6, Adam Kelly vs. Northwestern, 1984 (7 punts)

Season: 46.2, Adam Kelly, 1984 (59 punts)

Career: 44.0, Peter Mortell, 2012-15 (203 punts)

LONGEST PUNTS

- 88 Dave Baldrige vs. Utah, 9/23/67
- 83 Adam Kelly vs. Iowa, 11/17/84
- 73 Paul Blanchard vs. Michigan State, 11/14/81
- 68 Dan Orseske, vs. Iowa 10/29/11
- 68 Ryan Rindels vs. Memphis, 10/4/97
- 66 Peter Mortell vs. Nebraska, 10/17/16
- 66 Paul Blanchard vs. Iowa, 10/23/82
- 65 Peter Mortell at Northwestern, 10/3/16
- 65 Preston Gruening vs. UL Monroe, 9/2/00
- 65 Mike Perfetti vs. Indiana, 9/11/71
- 65 Dave Baldrige vs. SMU, 10/7/67
- 64 Peter Mortell vs. Ohio State, 11/15/14
- 64 Paul Blanchard vs. Ohio State, 11/6/82
- 63 Christian Eldred at Illinois, 11/10/12
- 63 Brent Herbel vs. Northwestern, 10/14/89
- 63 Blake Haudan vs. South Dakota State, 11/14/09
- 62 Peter Mortell vs. Penn State, 11/9/13
- 62 Tim Grate vs. Michigan, 10/28/95

FRESHMAN RECORDS

Punts: 49, Dan Orseske, 2010; Brent Herbel, 1986

Average: 40.4, Brent Herbel, 1986

SOPHOMORE RECORDS

Punts: 80, Terry Simmons, 1977

Average: 44.5, Preston Gruening, 2000

JUNIOR RECORDS

Punts: 80, Ryan Rindels, 1998

Average: 46.2, Adam Kelly, 1984

SENIOR RECORDS

Punts: 74, Peter Mortell, 2015

Justin Kucek, 2008

Average: 43.4, Peter Mortell, 2015

PUNTING RECORDS

SEASON RECORDS

PUNTING AVERAGE

Season	Yard Avg
1. Adam Kelly, 1984	46.2
2. Peter Mortell, 2014	45.1
3. Preston Gruening, 2000	44.5
4. Peter Mortell, 2015	43.4
5. Peter Mortell, 2013	43.3
6. Justin Kucek, 2007	42.7
7. Blake Haudan, 2009	42.6
8. Justin Kucek, 2008	41.9
9. Mike Perfetti, 1971	41.6
10. Preston Gruening, 2001	41.4
11. Adam Kelly, 1985	41.3
12. Ryan Rindels, 1999	41.0
Paul Blanchard, 1982	41.0

PUNTS

Season	Punts
1. Ryan Rindels, 1998	80
Terry Simmons, 1977	80
3. Ryan Santoso, 2016	77
Frank Mosko, 1973	77
5. Don Roedel, 1950	75
6. Peter Mortell, 2015	74
Justin Kucek, 2008	74
8. Dean Kaufman, 1991	71
9. Ryan Rindels, 1999	69
10. Ryan Rindels, 1997	68

PUNTING YARDAGE

Season	Yards
1. Peter Mortell, 2015	3,215
2. Ryan Santoso, 2016	3,151
3. Justin Kucek, 2008	3,103
4. Ryan Rindels, 1998	3,041
5. Peter Mortell, 2014	3,025
6. Frank Mosko, 1973	2,835
7. Ryan Rindels, 1999	2,832
8. Don Roedel, 1950	2,798
9. Ryan Rindels, 1997	2,747
10. Adam Kelly, 1984	2,728

CAREER RECORDS

PUNTING AVERAGE (MINIMUM 50 PUNTS)

1. Peter Mortell, 2012-15	44.0
2. Adam Kelly, 1983-85	43.3
3. Blake Haudan, 2006-09	42.6
4. Preston Gruening, 1999-2002	41.9
5. Justin Kucek, 2005-08	41.3
6. Mike Perfetti, 1970-71	41.1
7. Ryan Santoso, 2014-present	40.9
8. Ryan Rindels, 1997-99	39.7
9. Rhys Lloyd, 2003-04	39.6
10. Brent Herbel, 1986-89	38.7

PUNTS

1. Justin Kucek, 2005-08	229
2. Ryan Rindels, 1997-99	217
3. Brent Herbel, 1986-89	215
4. Peter Mortell, 2012-15	203
5. Dean Kaufman, 1990-92	185
Frank Mosko, 1973-75	185
7. Paul Blanchard, 1981-83	166
8. Preston Gruening, 1999-2002	158
9. Tom Smith, 1978-80	148
10. Adam Kelly, 1983-85	136

ALL-TIME TOP 5 PUNTERS

Year	No	Yds	Avg
1. PETER MORTELL			
2013	62	2,687	43.3
2014	67	3,025	45.1
2015	74	3,215	43.4
Total	203	8,927	44.0
2. ADAM KELLY			
1983	23	926	40.3
1984	59	2,728	46.2
1985	54	2,229	41.3
Total	136	5,883	43.3
3. BLAKE HAUDAN			
2006	0	0	0.0
2007	0	0	0.0
2008	0	0	0.0
2009	62	2,639	42.6
Total	62	2,639	42.6
4. PRESTON GRUENING			
2000	50	2,222	44.5
2001	51	2,109	41.4
2002	57	2,282	40.0
Total	158	6,613	41.9
5. JUSTIN KUCEK			
2005	37	1,456	39.4
2006	56	2,257	40.3
2007	62	2,645	42.7
2008	74	3,103	41.9
Total	229	9,461	41.3

YEAR-BY-YEAR LEADERS

Year	Player	No	Avg
1950	Don Roedel	75	37.3
1951	Paul Giel	34	34.5
1952	Paul Giel	56	37.5
1953	Paul Giel	24	34.8
1954	Geno Cappelletti	20	37.9
1955	Kelvin Kleber	33	40.8
1956	Rhody Tuszka	17	37.4
1957	Kelvin Kleber	19	38.5
1958	Thomas Robbins	44	37.0
1959	Thomas Robbins	44	38.9
1960	Sandy Stephens	47	35.5
1961	Sandy Stephens	41	29.0
1962	Jerry Jones	51	35.4
1963	Stanton Skei	57	36.5
1964	Bruce Van de Walker	32	34.1
1965	Bruce Van de Walker	38	36.9
1966	Dave Baldrige	59	37.1
1967	Dave Baldrige	65	40.2
1968	Walt Bowser	33	39.9
1969	Walt Bowser	37	39.8
1970	Walt Bowser	44	35.5
1971	Mike Perfeth	60	41.6
1972	Todd Randall	63	35.0
1973	Frank Mosko	77	36.8
1974	Frank Mosko	58	37.8
1975	Frank Mosko	50	38.5
1976	Steve Tobin	56	36.1
1977	Terry Simmons	80	32.9
1978	Tom Smith	60	36.3
1979	Tom Smith	54	37.1
1980	Tom Smith	34	34.3
1981	Paul Blanchard	58	38.7
1982	Paul Blanchard	50	41.0
1983	Paul Blanchard	58	35.7
1984	Adam Kelly	59	46.2
1985	Adam Kelly	54	41.3
1986	Brent Herbel	49	40.4
1987	Brent Herbel	52	38.8
1988	Brent Herbel	58	38.9
1989	Brent Herbel	56	36.9
1990	Dean Kaufman	56	37.1
1991	Dean Kaufman	71	38.1
1992	Dean Kaufman	58	39.2
1993	Ron Holty	31	35.6
1994	Mike Kimbell	48	39.0
1995	Tim Grate	21	39.8
1996	Steve Kempf	47	38.2
1997	Ryan Rindels	68	40.4
1998	Ryan Rindels	80	38.0
1999	Ryan Rindels	62	41.0
2000	Preston Gruening	50	44.5
2001	Preston Gruening	51	41.4
2002	Preston Gruening	57	40.0
2003	Rhys Lloyd	40	39.2
2004	Rhys Lloyd	56	39.8
2005	Justin Kucek	37	39.4
2006	Justin Kucek	56	40.3
2007	Justin Kucek	62	42.7
2008	Justin Kucek	74	41.9
2009	Blake Haudan	62	42.6
2010	Dan Orseske	49	36.1
2011	Dan Orseske	57	37.0
2012	Christian Eldred	67	38.1
2013	Peter Mortell	62	43.3
2014	Peter Mortell	67	45.1
2015	Peter Mortell	74	43.4
2016	Ryan Santoso	77	40.9

SCORING RECORDS

Omar Douglas (1990-93) • game record for points with 30 set in 1993



Dan Nystrom (1999-2002) •
career leader in points

POINTS

Game: 30, Omar Douglas vs. Purdue, 10/9/93
Season: 114, Gary Russell, 2005
Career: 367, Dan Nystrom, 1999-2002@
Freshman Points: 92, Dan Nystrom, 1999
Sophomore Points: 114, Gary Russell, 2005
Junior Points: 101, Rhys Lloyd, 2003
Senior Points: 102, Dan Nystrom, 2002

TOUCHDOWNS

Quarter: 3, Omar Douglas, 3rd quarter vs. Purdue, 10/9/93
 Logan Payne, 1st quarter vs. Temple, 9/16/06
Half: 4, Darrell Thompson, 1st half vs. Bowling Green, 9/13/86
 Logan Payne, 1st half vs. Temple, 9/16/06
Game: 5, Omar Douglas vs. Purdue, 10/9/93
Season: 19, Gary Russell, 2005
Career: 43, Darrell Thompson, 1986-89
 (40 rushing, three receiving)

EXTRA POINTS

Game: 9, Jason Giannini vs. Indiana, 11/4/06
 Rhys Lloyd vs. Toledo, 9/4/04
 Dan Nystrom vs. Murray State, 10/29/01
Season: 59, Rhys Lloyd, 2003
Career: 154, Dan Nystrom, 1999-2002 (158 att.)
Career Pct.: .987 (76 for 77), Ryan Santoso, 2014-

EXTRA POINT ACCURACY

Season: Several tied at 1,000, last by
 Ryan Santoso (31-31), 2015
Career: .987, 76-77, Ryan Santoso, 2014-
Consecutive PAT conversions: 83, Dan Nystrom,
 11/4/00-12/30/02

FIELD GOALS

Game: 5, Adam Bailey vs. Penn State, 10/18/97^
 Dan Nystrom, 12/30/02
Season: 25, Dan Nystrom, 2000#
Career: 71, Dan Nystrom, 1999-2002
Career Pct.: .916 (22 of 24), Emmit Carpenter, 2015-
 .760 (57 for 75), Chip Lohmiller, 1984-87

^Tied the modern day Big Ten record for most field goals in a single game.

Tied Big Ten season record

\$ Big Ten record

@ Big Ten record for kick scoring

LONGEST SCORING PLAYS

Kickoff Return:

100, Jalen Myrick vs. Northwestern, 10/11/2014
 Jermaine Mays vs. Indiana, 10/21/2000
 Rick Upchurch vs. Wisconsin, 11/23/74
 Bobby Weber vs. Ohio State, 9/17/77

Punt Return: 83, Tellis Redmon vs. Northwestern, 10/28/2000

Rush: 98, Darrell Thompson vs. Michigan, 11/7/87

Pass Play: 96, Asad Abdul-Khalik to Jared Ellerson at Northwestern, 10/4/03

Field Goal: 62, Chip Lohmiller vs. Iowa, 11/22/86

Interception Return: 99, Gary Hohman vs. Nebraska, 10/4/69

Fumble Return: 88, Marcus Sherels vs. Wisconsin, 10/3/09

SCORING RECORDS

LONGEST PLAYS OF THE YEAR SINCE 1971

RUSHING PLAYS

1971	38	Ernie Cook
1972	70	John King#
1973	64	Rick Upchurch
1974	86	Rick Upchurch#
1975	42	Milfred Holmes#
1976	51	Tony Dungy#
1977	34	Marion Barber
1978	72	Roger Artis#
1979	41	Garry White
1980	78	Garry White#
1981	55	Frank Jacobs#
1982	65	Tony Hunter#
1983	34	Tony Hunter
1984	43	Rickey Foggie#
1985	45	Valdez Baylor
1986	60	Darrell Thompson#
1987	98	Darrell Thompson#
1988	54	Darrell Thompson#
1989	55	Steve Rhem#
1990	42	Mark Smith
1991	55	James King vs. Ohio State
1992	50	Marquel Fleetwood vs. San Jose State
1993	35	Chris Darkins at Illinois
1994	56	Chris Darkins# vs. Iowa
1995	45	Chris Darkins# vs. Purdue
1996	32	Thomas Hamner vs. NE Louisiana
1997	45	Byron Evans# vs. Purdue
1998	93	Byron Evans# vs. Memphis
1999	73	Arland Bruce# at Iowa
2000	38	Tellis Redmon vs. Penn State
2001	71	Tellis Redmon# vs. Murray State
2002	71	Terry Jackson II vs. Buffalo
2003	52	Asad Abdul-Khaliq# vs. Michigan
2004	80	Laurence Maroney# at Michigan
2005	93	Laurence Maroney# vs. Wisconsin
2006	40	Amir Pinnix vs. Texas Tech
2007	58	Amir Pinnix vs. Bowling Green
2008	61	Duane Bennett vs. Northern Illinois
2009	29	Duane Bennett vs. Purdue
2010	32	Duane Bennett at Middle Tennessee
2011	37	MarQueis Gray vs. Miami (Ohio)
2012	75	MarQueis Gray# vs. New Hampshire
2013	60	David Cobb vs. UNLV
2014	67	David Cobb at Illinois
2015	75	Shannon Brooks# vs. Illinois
2016	70	Rodney Smith# at Maryland

PASSING PLAYS

1971	73	Craig Curry to George Honza#
1972	39	Bob Morgan to George Honza#
1973	48	Tony Dungy to Mike Jones#
	48	John Lawing to Mike Jones#
1974	55	Tony Dungy to Rick Upchurch#
1975	71	Tony Dungy to Bill Sims#
1976	49	Tony Dungy to Jeff Anhorn#
	49	Tony Dungy to Mike Jones
1977	39	Wendell Avery to Elmer Bailey#
1978	50	Mark Carlson to Elmer Bailey#
1979	57	Mark Carlson to Elmer Bailey#
1980	61	Tim Salem to Chester Cooper#
1981	66	Mike Hohensee to Chester Cooper#
1982	67	Mike Hohensee to Derek Stern#
1983	66	Brett Sadek to Kevin Starks#
1984	79	Rickey Foggie to Dwayne McMullen#
1985	89	Rickey Foggie to Mel Anderson#
1986	64	Rickey Foggie to Ed Penn#

1987	80	Rickey Foggie to Jason Bruce#
1988	91	Scott Schaffner to Jason Bruce#
1989	54	Scott Schaffner to Paul Hopewell#
1990	65	Marquel Fleetwood to Kevin Grant#
1991	37	Marquel Fleetwood to Lewis Garrison
1992	94	Marquel Fleetwood to John Lewis#
1993	84	Scott Eckers to Rishon Early
1994	80	Tim Schade to Ryan Thelwell#
	80	Tim Schade to Aaron Osterman#
1995	63	Cory Sauter to Ryan Hubbard#
1996	58	Cory Sauter to Ryan Thelwell
	58	Cory Sauter to Tutu Atwell#
1997	75	Billy Cockerham to Luke Levenson#
1998	53	Billy Cockerham to Luke Levenson#
1999	89	Billy Cockerham to Antoine Henderson#
2000	82	Travis Cole to Ron Johnson#
2001	65	Travis Cole to Antoine Burns#
2002	75	Asad Abdul-Khaliq to Ben Utecht#
2003	96	Asad Abdul-Khaliq to Jared Ellerson#
2004	82	Bryan Cupito to Paris Hamilton#
2005	57	Bryan Cupito to Jared Ellerson#
2006	67	Bryan Cupito to Logan Payne#
2007	71	Adam Weber to Ralph Spry#
2008	71	Adam Weber to Brandon Green
2009	62	Adam Weber to Duane Bennett#
2010	60	Adam Weber to Bryant Allen
2011	64	MarQueis Gray to Da'Jon McKnight#
2012	63	Philip Nelson to A.J. Barker#
2013	55	Mitch Leidner to Drew Wolitarsky#
2014	54	Mitch Leidner to Maxx Williams#
2015	57	Mitch Leidner to KJ Maye
2016	62	Mitch Leidner to Rashad Still

KICKOFF RETURNS

1971	37	George Honza
1972	80	George Honza
1973	67	Larry Powell
1974	100	Rick Upchurch#
1975	58	Bob Weber
1976	30	Bob Weber
1977	100	Bob Weber#
1978	54	Keith Edwards
1979	44	Glenn Lewis
1980	93	Dana Noel#
1981	54	Emmanuel Henry
1982	44	Kerry Glenn
1983	58	Darryl Castile
1984	61	Mel Anderson
1985	27	Mel Anderson
1986	90	Mel Anderson#
1987	65	Chris Gaiters
1988	53	Chris Gaiters
1989	44	Chris Gaiters
1990	60	Fred Foggie
1991	34	Keswic Joiner
1992	88	John Lewis#
1993	63	Chris Darkins
1994	77	Rishon Early
1995	52	Rafael Cooper
1996	43	Rishon Early
1997	93	Tutu Atwell#
1998	86	Tyrone Carter#
1999	34	Antoine Henderson
2000	100	Jermaine Mays#
2001	77	Marion Barber III
2002	44	Jermaine Mays
2003	88	Laurence Maroney#
2004	39	Marion Barber III
2005	65	Jakari Wallace
2006	99	Dominic Jones#

2007	91	Jay Thomas#
2008	60	Troy Stoudermire
2009	71	Troy Stoudermire
2010	90	Troy Stoudermire
2011	96	Duane Bennett#
2012	48	Troy Stoudermire
2013	98	Marcus Jones#
2014	100	Jalen Myrick#
2015	60	KiAnte Hardin
2016	94	Rodney Smith#

PUNT RETURNS

1971	41	Farrell Sheridan
1972	26	Mike Steidl
1973	51	Rick Upchurch
	51	Paul Glanton#
1974	31	Rick Upchurch
1975	16	Dick Luckemeyer
1976	27	Bob Weber
1977	45	Bob Weber
1978	45	Keith Edwards
1979	44	Elmer Bailey
1980	36	Kelvin Jenkins
1981	25	Jack Schlichting
1982	40	Terrence Henderson
1983	23	Fred Hartwig
	23	Alan Reid
1984	35	Gary Couch
1985	35	Andy Hare
1986	18	Roselle Richardson
1987	50	Chris Gaiters
1988	79	Chris Gaiters#
1989	64	Chris Gaiters
1990	21	Sean Lumpkin
1991	31	Lewis Garrison
1992	41	Lewis Garrison
1993	28	Aaron Osterman
1994	23	Lewis Garrison
	23	Rodney Heath
1995	44	Rodney Heath
1996	72	Rodney Heath#
1997	40	Tutu Atwell
1998	68	Luke Levenson#
1999	74	Luke Levenson#
2000	83	Tellis Redmon#
2001	56	Michael Lehan
2002	27	Danny Upchurch
2003	62	Marion Barber III
2004	32	Logan Payne
2005	53	Dominic Jones
2006	35	Dominic Jones
2007	16	Eric Decker
2008	34	Marcus Sherels
2009	31	Bryant Allen
2010	30	Bryant Allen
2011	30	Duane Bennett#*
2012	27	Michael Carter
2013	65	Marcus Jones#
2014	32	Craig James
2015	20	KJ Maye
2016	20	KiAnte Hardin

indicates touchdown

* touchdown was scored on a blocked punt

TEAM RECORDS

MISCELLANEOUS RECORDS

WINNING POINT DIFFERENTIAL

Score	Opponent	Year
146	vs. Grinnell (146-0)	1904
112	vs. Macalester (112-0)	1903
102	vs. Grinnell (102-0)	1902
81	vs. South Dakota (81-0)	1905
81	vs. South Dakota (81-0)	1916
81	vs. Butler (81-0)	1926
77	vs. South Dakota (77-0)	1904
69	vs. Lawrence (69-0)	1904
67	vs. Iowa (67-0)	1916
66	vs. Macalester (66-0)	1900
66	vs. Northwestern (72-6)	1905

WINNING POINT DIFFERENTIAL (SINCE 1920)

Score	Opponent	Year
81	vs. Butler (81-0)	1926
62	vs. Temple (62-0)	2006
62	vs. Arizona (62-0)	1939
62	vs. North Dakota State (69-7)	1937
60	vs. Wabash (67-7)	1926
59	vs. South Dakota (59-0)	1930
56	vs. Murray State (66-10)	2001
54	at Nebraska (61-7)	1945
54	vs. Nebraska (54-0)	1943
54	vs. Ripon (54-0)	1929
54	vs. Ohio (57-3)	1982
52	vs. Iowa (52-0)	1936
52	vs. Haskell (52-0)	1928

WINNING POINT DIFFERENTIAL AT HOME (SINCE 1920)

Score	Opponent	Year
81	vs. Butler (81-0)	1926
62	vs. Temple (62-0)	2006
62	vs. Arizona (62-0)	1939
62	vs. North Dakota State (69-7)	1937
60	vs. Wabash (67-7)	1926
59	vs. South Dakota (59-0)	1930
54	vs. Ohio (57-3)	1982
54	vs. Nebraska (54-0)	1943
54	vs. Ripon (54-0)	1929
52	vs. Iowa (52-0)	1936
52	vs. Haskell (52-0)	1928

WINNING POINT DIFFERENTIAL ON ROAD (SINCE 1920)

Score	Opponent	Year
54	at Nebraska (61-7)	1945
46	at Iowa (46-0)	1944
44	at Kent State (44-0)	2006
41	at Iowa (41-0)	1926
40	at Michigan (40-0)	1935
39	at Pittsburgh (46-7)	1954
36	at Iowa (43-7)	1989
36	at Iowa (48-12)	1934
35	at Northwestern (41-6)	1957
34	at Wisconsin (34-0)	1934
33	at Illinois (33-0)	1961

LOSING POINT DIFFERENTIAL

Score	Opponent	Year
71	vs. Nebraska (84-13)	1983
63	at Oklahoma (63-0)	1986
58	at Michigan (58-0)	2011
58	vs. Colorado (58-0)	1991
56	at Nebraska (56-0)	1990
55	vs. Iowa (55-0)	2008
54	at Nebraska (54-0)	1974
53	vs. Penn State (56-3)	1994
51	vs. Michigan (58-7)	1993
51	at Ohio State (69-18)	1983
51	vs. Iowa (61-10)	1983
50	at Michigan (63-13)	1992

LOSING POINT DIFFERENTIAL AT HOME

Score	Opponent	Year
71	vs. Nebraska (84-13)	1983
55	vs. Iowa (55-0)	2008
53	vs. Penn State (56-3)	1994
51	vs. Michigan (58-7)	1993
49	vs. Michigan (49-0)	1974
49	vs. Indiana (49-0)	1945
48	vs. Michigan (58-10)	1983
48	vs. Ohio State (48-0)	1950
47	vs. Ohio State (47-0)	1980
46	vs. Michigan (52-6)	1991
45	vs. Michigan (45-0)	1976

LOSING POINT DIFFERENTIAL ON ROAD

Score	Opponent	Year
63	at Oklahoma (63-0)	1986
58	at Michigan (58-0)	2011
58	at Colorado (58-0)	1991
56	at Nebraska (56-0)	1990
54	at Nebraska (54-0)	1974
51	at Ohio State (69-18)	1983
51	at Iowa (61-10)	1983
50	at Michigan (63-13)	1992
49	at Ohio State (56-7)	1973
49	at Nebraska (49-0)	1972
49	at Michigan (49-0)	1966

MILESTONE WINS

100	at Wisconsin, Nov. 26, 1903 (17-0)
200	vs. North Dakota, Oct. 20, 1923 (27-0)
300	vs. Illinois, Oct. 11, 1941 (34-6)
400	vs. UCLA, Jan. 1, 1962 (21-3)
500	vs. Northwestern, Oct. 10, 1981 (35-23)
600	vs. Louisiana-Lafayette, Sept. 20, 2003 (48-14)

RECORD AGAINST TOP 25 TEAMS:

Overall:	29-146-4
Home:	16-70-2
Away:	12-74-2
Neutral:	1-2-0

RECORD AGAINST TOP 10 TEAMS

Overall:	15-82-2
Home:	8-44-1
Away:	7-38-1

RECORD AGAINST TOP 5 TEAMS

Overall:	12-44
Home:	6-20
Away:	6-24

GAMES VS. #1 & #2 RANKED TEAMS (5-18)

11-12-38	at #2 Notre Dame	L, 0-19
10-25-47	at #1 Michigan	L, 6-13
10-23-48	vs. #1 Michigan	L, 14-27
10-22-55	vs. #1 Michigan	L, 13-14
11-05-60	at #1 Iowa	W, 27-10
11-4-61	vs. #1 Michigan State	W, 13-0
10-18-69	vs. #1 Ohio State	L, 7-34
10-17-70	at #1 Ohio State	L, 8-28
10-6-73	vs. #2 Nebraska	L, 7-48
11-15-75	at #1 Ohio State	L, 6-38
10-22-77	vs. #1 Michigan	W, 16-0
9-22-79	at #1 USC	L, 14-48
9-17-83	vs. #1 Nebraska	L, 13-84
9-15-84	at #1 Nebraska	L, 7-38
9-20-86	at #1 Oklahoma	L, 0-63
11-15-86	at #2 Michigan	W, 20-17
11-2-96	at #2 Ohio State	L, 0-45
10-18-97	at #1 Penn State	L, 15-16
10-17-98	at #1 Ohio State	L, 15-45
11-6-99	at #2 Penn State	W, 24-23
10-28-06	at #1 Ohio State	L, 0-44
9-3-15	vs. #2 TCU	L, 17-23
11-7-15	at #1 Ohio State	L, 14-28

WINNING/LOSING STREAKS

Unbeaten streak:	
35	9/15/1900-10/28/1905 (includes one tie)
30	9/30/33-10/24/36 (includes four ties)

Consecutive wins:

21	11/25/33-10/24/36
19	11/25/39-10/3/42

Consecutive home wins:

21	10/21/33-10/16/37
18	11/2/1903-10/28/1905
13	10/24/1891-9/29/1895

Consecutive road wins:

8	9/24/60-11/3/62
7	11/2/1903-11/10/1906
7	10/20/34-9/26/36

Consecutive losses:

10	9/15/07-11/17/07
10	11/9/57-11/8/58
10	9/17/83-11/19/83
9	9/11/10-11/6/10
9	10/19/91-9/26/92

Consecutive home losses:

9	10/2/82-11/12/83
6	9/11/10-10/30/11
6	9/28/91-9/19/82

Consecutive road losses:

13	11/17/90-9/25/93
11	10/19/57-11/14/59

SHUTOUTS

Season:	
3, 1960	(10 games)
12, 1904#	(13 games)
13, 1903#	(15 games)
Consecutive:	12, 11/2/1903-10/22/1904

TEAM RECORDS

TOTAL OFFENSE

PASS-RUSH PLAYS

Game: 109 vs. Indiana (11/11/78)
Season: 970, 2003

SINGLE-GAME PASS-RUSH PLAYS

109 vs. Indiana (11/11/78)
104 vs. Purdue (9/24/05)
99 at Iowa (11/25/89)
97 at Iowa (11/15/03)
96 vs. Rice (9/8/84)
96 vs. Illinois (10/2/82)
96 vs. Ohio State (11/7/81)

YARDS GAINED

Game: 742 vs. Ohio (9/11/82)
Season: 6,430, 2003
Average per game: 494.8, 2005

SINGLE-GAME TOTAL OFFENSE

742 vs. Ohio (9/11/82)
704 vs. Toledo (9/4/04)
625 vs. Purdue (10/8/93)
616 vs. Purdue (10/8/94)
612 at Northwestern (10/10/87)
591 at Penn State (9/4/93)
587 vs. Illinois (10/23/04)
580 at Northwestern (10/13/07)
579 vs. Florida Atlantic (9/17/05)
579 vs. Purdue (10/11/97)

SEASON TOTAL OFFENSE

6,430 2003
5,937 2005
5,260 2004
5,149 2000
5,111 2002

AVERAGE YARDS PER PLAY

Game: 9.51 vs. Ohio, 9/11/82
Season: 6.6, 2003

SEASON AVERAGE YARDS PER GAME

494.8 2005
494.6 2003
438.3 2004
429.1 2000
421.7 2001

RUSHING

ATTEMPTS

Game: 87 vs. North Dakota (9/22/73)
Season: 683, 2003

SINGLE-GAME ATTEMPTS

87 vs. North Dakota (9/22/73)
78 at Purdue (11/9/74)
77 vs. Purdue (11/10/73)
77 vs. Ohio (9/26/70)
76 at Illinois (11/12/77)
76 vs. Northwestern (11/11/72)
#136 vs. Northwestern (11/25/1905)

SEASON ATTEMPTS

683 2003
649 1972
635 1973
629 1977
615 1958

YARDS GAINED

Game: 663 vs. North Dakota, 10/1/27#
Season: 3,949, 2003

YARDS LOST (MOST)

Game: 61 vs. Iowa, 11/19/83
Season: 491, 1983

NET YARDS

Game: 489 vs. Ohio, 9/26/70
Season: 3,759, 2003

SINGLE GAME NET YARDS

489 vs. Ohio (9/26/70)
478 vs. Northwestern (11/11/72)
466 at Northwestern (11/4/80)
435 vs. Indiana (11/1/03)
424 vs. Michigan (10/10/03)
415 vs. Toledo (9/4/04)
411 vs. Wisconsin (10/15/05)
402 vs. Ohio (9/11/82)
402 vs. Iowa (10/21/72)
#832 vs. Northwestern (11/25/1905)

SEASON NET YARDS

3,759 2003
3,277 2005
3,082 2004
2,801 2014
2,726 1999

AVERAGE YARDS

Season: (Per Rush) 5.5, 2003
Season: (Per Game) 289.2, 2003

SEASON AVERAGE YARDS PER GAME

289.2 2003
273.1 2005
256.8 2004
241.0 1987
237.0 1972

TOUCHDOWNS

Game: 9 vs. Murray State, 10/27/01; 9 vs. Montana, 9/21/85
Season: 46, 2003

PASSING

ATTEMPTS

Game: 67 vs. Ohio State, 11/7/81
Season: 500, 1993

SINGLE-GAME PASS ATTEMPTS

67 vs. Ohio State (11/7/81)
66 at Penn State (9/4/93)
60 at Iowa (11/20/93)
58 vs. Michigan (11/13/93)
56 vs. Pittsburgh (9/26/92)
55 vs. Illinois (10/2/82)
53 at Indiana (10/8/83)
52 vs. Indiana State (9/13/93)
52 vs. Indiana (10/15/82)
51 vs. Northwestern (11/1/08)
51 at Michigan (10/13/79)

COMPLETIONS

Game: 37 vs. Ohio State, 11/7/81
Season: 260, 1993

SINGLE-GAME PASS COMPLETIONS

37 vs. Ohio State (11/7/81)
35 vs. Pittsburgh (9/26/92)
34 at Penn State (9/4/93)
34 vs. Indiana (10/15/82)
33 at Michigan (10/30/82)
32 vs. Northwestern (11/1/08)
31 at Florida Atlantic (9/15/07)
30 vs. Michigan (11/12/94)
29 vs. Michigan (11/13/93)
29 at Ohio State (10/17/70)
29 vs. Northwestern (10/14/95)

SEASON COMPLETIONS

262 2007
260 1993
258 2008
251 2015
229 1992
225 1982

YARDS

Game: 478 vs. Penn State, 9/4/93
Season: 3,277, 1993

SINGLE-GAME YARDS PASSING

478 at Penn State (9/4/93)
444 vs. Ohio State (11/7/81)
416 vs. Michigan State (10/31/09)
404 at Michigan State (10/21/95)
402 vs. Purdue (10/8/93)
397 vs. Ball State (9/14/96)
396 vs. Ohio State (10/29/05)
394 vs. Michigan (11/12/94)
388 at Iowa (11/15/03)
387 vs. Michigan (11/13/93)
383 vs. Indiana State (9/13/93)

SEASON YARDS PASSING

3,277 1993
2,949 2007
2,874 2006
2,863 1995
2,848 2008
2,793 2015
2,786 2000
2,713 2010

TOUCHDOWNS

Game: 6 vs. Purdue, 10/8/93
Season: 25, 2007

HAD INTERCEPTED (MOST)

Game: 7 vs. Wisconsin, 11/20/54
Season: 27, 1993

AVERAGE YARDS

Season: (Per Completion) 19.3, 1985
Season: (Per Game) 297.9, 1993

SEASON AVERAGE YARDS PER GAME

297.9 1993
260.3 1995
245.8 2007
244.6 1994
234.4 1996

TEAM RECORDS

COMPLETION PERCENTAGE

Game: (Minimum of 10 attempts) 84.6 vs. Toledo, 9/4/04 (11 of 13)

Season: 61.3, 2003 (176 of 287)

SCORING

POINTS

Game: 66 vs. Murray State, 2001; 146 vs. Grinnell, 1904#

Season: 503, 2003 (13 games); 725, 1904 (13 games)#

Average per game: 38.7, 2003

SINGLE GAME POINTS (SINCE 1946)

66 vs. Murray State (10/27/01)
63 vs. Indiana (11/4/06)
63 vs. Toledo (9/4/04)
62 vs. Temple (9/16/06)
62 vs. Montana (9/21/85)
59 vs. Purdue (10/9/93)
58 vs. Indiana State (9/10/16)
57 vs. Ohio (9/11/82)
56 vs. Colorado State (9/10/05)
55 vs. Indiana (11/1/03)
55 vs. Illinois State (9/18/99)
55 vs. Arkansas State (9/30/95)
55 vs. Iowa (11/5/49)

SEASON POINTS (SINCE 1946)

503 2003
429 2005
381 2016
376 2006
376 2002

SEASON POINTS PER GAME (SINCE 1946)

38.7 2003
35.8 2005
31.3 2000
30.7 1999
30.1 2004

TOUCHDOWNS

Game: 9 vs. Indiana, 2006; vs. Montana, 1985; vs. Murray State, 2001; vs. Toledo, 2004; 26 vs. Grinnell, 1904#

Season: 66, 2003 (13 games)
106, 1904 (13 games)#

SEASON TOUCHDOWNS

66 2003
56 2005
50 2006
48 2014
47 2004
45 2016
45 1999
45 2002

FIELD GOALS

Game: 5 vs. Arkansas, 2002; vs. Penn State, 1997
Season: 25, 2000

EXTRA POINTS

Game: 9 vs. Indiana, 11/4/06; vs. Murray State, 10/27/01; vs. Toledo, 9/4/04
15 vs. Grinnell, 1904#

Season: 61, 2003 (13 games)
76, 1905# (11 games)

TOTAL DEFENSE

FEWEST PLAYS ALLOWED

Game: 40 by Middle Tennessee State, 9/2/10
40 by Nebraska, 9/24/60

Season: 577, 1961 (10 games)

FEWEST NET YARDS ALLOWED

Game: 48 by Navy, 10/6/62

Season: 1,505, 1962 (9 games)

MOST NET YARDS ALLOWED

Season: 6,224, 2007 (12 games)

FEWEST AVERAGE YARDS PER GAME

Season: 167.2, 1962 (9 games)

MOST AVERAGE YARDS PER GAME

Season: 518.7, 2007 (12 games)

RUSHING DEFENSE

FEWEST RUSHES ALLOWED

Game: 21 by Miami (Ohio), 9/17/11;
Michigan State, 11/12/05; Toledo, 9/4/04

Season: 349, 1949 (9 games)

FEWEST NET YARDS ALLOWED

Game: (-46) by Michigan, 10/27/62

Season: 470, 1962 (9 games)

MOST NET YARDS ALLOWED

Season: 2,949, 1983 (11 games)

FEWEST AVERAGE NET YARDS/GAME

Season: 52.2, 1962 (9 games)

MOST AVERAGE NET YARDS/GAME

Season: 268.1, 1983 (11 games)

PASSING DEFENSE

FEWEST ATTEMPTS ALLOWED

Game: 1 by Northwestern, 10/13/56
Season: 102, 1956 (9 games)

FEWEST COMPLETIONS ALLOWED

Game: 0 by Nebraska, 11/15/52; Michigan State, 11/18/72

Western Michigan, 9/20/75; Michigan State, 11/10/79

Season: 47, 1956 (9 games)

FEWEST YARDS ALLOWED

Game: (-1) by Western Michigan, 9/10/77

Season: 651, 1956 (9 games)

MOST YARDS ALLOWED

Season: 3,487, 2006 (13 games)

FEWEST AVERAGE NET YARDS/GAME ALLOWED

Season: 72.3, 1956 (9 games)

MOST AVERAGE NET YARDS/GAME ALLOWED

Season: 289.3, 2007 (12 games)

MOST INTERCEPTIONS

Game: 7 vs. Nebraska, 10/6/45

Season: 26, 1970 (10 games)

MOST INTERCEPTION RETURN YARDS

Game: 158 vs. Michigan State, 11/14/70

Season: 386, 1970 (10 games)

MOST SACKS

Game: 8 vs. Wisconsin, 11/3/90

Season: 41, 1997

SCORING DEFENSE

FEWEST POINTS ALLOWED

Game: 0 vs. many opponents, most recently vs. Temple, 9/16/06

Season (min. 3 games): 61, 1962 (9 games)
6, 1910# (7 games)

MOST POINTS ALLOWED

Game: 84 by Nebraska, 9/17/83

Season: 518, 1983

PUNTING

MOST PUNTS

Game: 13, Nebraska, 9/17/83; vs. Michigan State, 11/15/69;

#28 vs. Indiana, 1906

Season: 82, 1998 (11 games)

BEST AVERAGE PER PUNT

Game: 53.6 vs. Northwestern, 10/20/84 (7 punts)

Season: 46.1, 1984 (11 games)

PUNT RETURNS

MOST RETURNS

Game: 10 vs. Pacific, 9/10/94

Season: 51, 2002 (13 games)

TOTAL RETURN YARDS

Game: 144 vs. UL Monroe, 9/11/99

Season: 473, 1953 (9 games)

TOUCHDOWNS

Game: 1, 10 times; last at New Mexico State, 9/7/13

Season: 2, 2002; 1968

KICKOFF RETURNS

BEST AVERAGE PER RETURN

Game: 43.3 vs. Murray State, 10/27/01

Season: 24.0 (53 ret.), 2008 (13 games)

MOST RETURNS

Game: 9

(283 yards) vs. Iowa (11/22/08)

(159 yards) vs. Nebraska, 9/17/83

Season: 61, 2007 (12 games)

TEAM RECORDS

KICK/PUNT RETURNS

BEST AVERAGE PER RETURN

Game: 43.5 (6 ret.) vs. Iowa State, 9/13/97
 Season: 24.6 yards (51 ret.), 1997 (11 games)

KICK/PUNT RETURNS

Game: 13 (6 kick/7 punt), vs. Kansas State, 9/24/94
 Season: 87 (60 kick, 27 punt), 1983 (11 games)

KICK/PUNT RETURN YARDS

Game: 320 (261 kick/59 punt), vs. Iowa State, 9/13/97

Season: 1,553 (1,257 kick/296 punt), 1997 (12 games)

KICK/PUNT RETURN AVERAGE

Game: 40.0 (56.5 kick/7.0 punt), vs. Ohio State, 9/17/77

Season: 21.0 (24.6 kick/12.9 punt), 1997

KICK/PUNT RETURNS FOR TD

Game: 2 (2 kick/0 punt), vs. Iowa State, 9/13/97

Season: 2 (1 kick/1 punt), 2013
 (0 kick, 2 punt), 2002, 1968
 (2 kick/0 punt), 1997

FIRST DOWNS

MOST FIRST DOWNS

Game: 36 vs. Wisconsin, 10/23/93

Season: 326, 2003 (13 games)

SEASON FIRST DOWNS

326	2003
289	2005
268	2002
257	2000
250	2016

MOST FIRST DOWNS RUSHING

Game: 31 vs. Ohio, 9/26/70

Season: 199, 2003 (13 games)

MOST FIRST DOWNS PASSING

Game: 22 vs. Penn State, 9/4/93 & Wisconsin, 10/23/93

Season: 158, 1993 (11 games)

FEWEST FIRST DOWNS ALLOWED

Game: 4 vs. Iowa, 10/25/75; vs. Pacific, 9/10/94
 0 vs. Chicago, 1917#

Season: 96, 1949 (9 games)

#Pre-Modern Era (before 1945) record

% NCAA record

FUMBLES

MOST FUMBLES

Game: 10 vs. Washington, 9/27/47;

12 vs. Nebraska, 10/6/34#

Season: 49, 1980 (11 games)

MOST FUMBLES LOST

Game: 5 at Illinois, 11/3/84; at Iowa, 11/1/69;
 vs. Ohio State, 10/18/69; at Wisconsin, 11/23/68

Season: 24, 1974 (11 games)

MOST OPPONENT FUMBLES

Game: 12, by Indiana, 10/5/46

Season: 39, 1973 (11 games)

MOST OPPONENT FUMBLES RECOVERED

Game: 7, vs. Indiana, 10/5/46

Season: 26, 1973 (11 games)

MOST OPPONENT FUMBLES RETURNED FOR TOUCHDOWN

Game: 2, vs. Syracuse, 9/21/96%

PENALTIES

MOST PENALTIES

Game: 17, vs. Michigan State, 10/31/09

Season: 83, 1980 (11 games - 7.5/game)

89, 1977 (12 games - 7.4/game)

88, 2016 (13 games - 6.7/game)

MOST YARDS PENALIZED

Game: 157 vs. Michigan State, 10/31/09

Season: 809, 1980 (11 games)

MOST OPPONENT PENALTIES

Season: 85, 1982 (11 games)

95, 2012 (13 games)

MOST OPPONENT PENALTY YARDS

Season: 711, 1982 (11 games)

834, 2012 (13 games)

TEAM OPPONENT RECORDS

TOTAL OFFENSE

9/17/83	Nebraska	790
10/3/98	at Purdue	692
9/3/94	at Penn State	689
11/19/83	at Iowa	656
11/3/07	Illinois	655
10/16/04	at Michigan State	636
10/6/51	at California	638
11/12/83	Michigan	631
10/28/95	at Michigan	623
10/26/74	at Michigan	620

RUSHING YARDS

9/17/83	Nebraska	595
11/19/83	at Iowa	530
10/26/74	Michigan	521
10/6/51	at California	490
9/20/86	at Oklahoma	458
10/13/79	at Michigan	456
11/3/07	Illinois	448
11/23/74	at Wisconsin	435
11/12/83	Michigan	423

PASSING YARDS

10/3/98	at Purdue	604
10/13/07	at Northwestern	470
9/15/07	at Florida Atlantic	464
10/11/08	at Illinois	462
9/20/69	at Arizona State	446
12/29/06	Texas Tech	445
9/21/13	San Jose State	439
10/23/93	Wisconsin	423
9/8/07	Miami (Ohio)	418
9/1/07	Bowling Green	412
9/23/00	Purdue	409
11/5/16	Purdue	391
10/10/03	Michigan	389

PASSING ATTEMPTS

10/13/07	at Northwestern	59
9/11/04	Illinois State	59
8/28/14	Eastern Illinois	57
10/16/93	at Northwestern	56
12/29/06	Texas Tech	55
9/8/07	Miami (Ohio)	54
11/6/93	Illinois	54
9/1/07	Bowling Green	53
11/11/06	at Michigan State	53
12/27/16	vs. Washington State	51
8/29/13	UNLV	51
10/3/02	Illinois	51
11/20/99	at Iowa	51

PASSING COMPLETIONS

10/13/07	at Northwestern	41
8/29/13	UNLV	36
12/29/06	Texas Tech	36
9/1/07	Bowling Green	35
10/3/98	at Purdue	35
11/21/15	Illinois	34
10/10/03	Michigan	34
9/11/04	Illinois State	33
12/31/03	Oregon	33
9/23/00	at Purdue	33

PASSING TOUCHDOWNS

10/3/98	at Purdue	6
9/15/07	at Florida Atlantic	5
11/19/05	at Iowa	5
10/11/97	Purdue	5
10/27/90	at Ohio State	5
11/18/89	Michigan	5
11/3/73	at Northwestern	5

RUSHING TOUCHDOWNS

10/8/94	at Purdue	7
11/13/93	Michigan	7
11/19/83	at Iowa	7
11/23/02	at Wisconsin	6
10/9/93	Purdue	6
9/21/91	at Colorado	6
9/20/86	at Oklahoma	6
10/1/83	at Ohio State	6
10/15/83	Wisconsin	6
10/11/75	at Illinois	6
10/24/74	at Michigan	6
11/23/74	at Wisconsin	6
10/6/51	at California	6

POINTS

9/17/83	Nebraska	84
10/1/83	at Ohio State	69
10/24/92	at Michigan	63
9/20/86	at Oklahoma	63
11/19/83	at Iowa	61
10/11/97	Purdue	59
10/1/11	at Michigan	58
11/13/93	Michigan	58
9/21/91	at Colorado	58
11/12/83	Michigan	58

PENALTIES AGAINST

11/6/82	at Ohio State	14
12/28/12	vs. Texas Tech	13
10/3/98	at Purdue	13
10/18/03	Michigan State	12
12/22/77	Maryland	12

TCF BANK STADIUM ATTENDANCE

CAPACITY: 50,805 (2009-13; 2016-) • 52,525 (2014-15)

Year	Att.	Gm.	Largest Crowd	Avg.
2009	355,635	7	Seven Tied (50,805)	50,805
2010	346,593	7	Iowa, 11/27/10 (50,805)	49,513
2011	333,996	7	Miami (Ohio), 9/17/11 (49,950)	47,714
2012	326,456	7	Syracuse, 9/22/12 (50,805)	46,637
2013	334,581	7	Wisconsin, 11/23/13 (53,090)	47,797
2014	335,056	7	Purdue, 10/18/14 (51,241)	47,865
2015	366,484	7	TCU, 9/3/15 (54,147)	52,355
2016	306,697	7	Iowa, 10/8/16 (49,145)	43,814

LARGEST TCF BANK STADIUM CROWDS:

- 54,147 vs. TCU, 9/13/15
- 54,062 vs. Nebraska, 10/17/15
- 53,917 vs. Ohio, 9/26/15
- 53,090 vs. Wisconsin, 11/23/13
- 52,850 vs. Wisconsin, 11/28/15
- 52,823 vs. Kent State, 9/19/15
- 51,382 vs. Iowa, 9/28/13
- 51,241 vs. Purdue, 10/18/14
- 50,805 9 games
- 50,709 vs. Michigan, 50/709

METRODOME ATTENDANCE

CAPACITY: 62,218 (1982-90) • 64,172 (1991-2008)

Year	Att.	Gm.	Largest Crowd	Avg.
1982	353,388	6	Iowa (63,872)	58,898
1983	243,674	5	Wisconsin (62,689)	48,735
1984	310,745	6	Iowa (63,479)	51,791
1985	426,989	7	Wisconsin (64,571)	60,985
1986	335,150	6	Iowa (65,018)	55,848
1987	371,919	7	Wisconsin (62,412)	53,131
1988	312,656	7	Iowa (63,894)	44,665
1989	237,642	6	Nebraska (58,368)	39,607
1990	243,511	6	Iowa (64,694)	40,585
1991	218,219	6	San Jose State (47,914)	36,369
1992	227,445	6	Iowa (57,368)	37,908
1993	239,973	6	Wisconsin (64,798)	39,996
1994	253,851	6	Iowa (53,340)	42,309
1995	291,443	6	Wisconsin (64,016)	48,574
1996	261,113	6	Iowa (53,349)	43,519
1997	269,385	6	Wisconsin (57,563)	44,898
1998	249,854	6	Iowa (50,640)	41,642
1999	318,086	7	Wisconsin (63,108)	45,441
2000	284,112	6	Northwestern (59,004)	47,352
2001	260,912	6	Wisconsin (55,890)	43,485
2002	292,492	7	Iowa (65,184)	41,785
2003	309,038	7	Michigan (62,374)	44,148
2004	285,438	6	Iowa (64,719)	47,573
2005	294,147	6	Wisconsin (65,089)	49,024
2006	313,239	6	Iowa (64,140)	52,206
2007	362,538	7	North Dakota State (63,088)	51,791
2008	342,705	7	Iowa (64,071)	48,958

LARGEST METRODOME CROWDS:

- 65,184 vs. Iowa, 11/23/02
- 65,089 vs. Wisconsin, 10/15/05
- 65,018 vs. Iowa, 11/22/86
- 64,798 vs. Wisconsin, 10/23/93
- 64,719 vs. Iowa, 11/13/04
- 64,694 vs. Iowa, 11/24/90
- 64,571 vs. Wisconsin, 11/9/85
- 64,455 vs. Ohio State, 10/26/85
- 64,140 vs. Iowa, 11/18/06
- 64,129 vs. Michigan, 11/16/85

MEMORIAL STADIUM ATTENDANCE

CAPACITY: 52,809 (1924-69) • 56,652 (1970-81)

Year	Att.	Gm.	Largest Crowd	Avg.
1924	139,772	6	Illinois (35,341)	23,297
1925	193,707	7	Notre Dame (49,009)	27,672
1926	156,032	5	Michigan (58,362)	31,206
1927	166,848	5	Wisconsin (48,443)	23,126
1928	146,185	5	Chicago (53,016)	29,237
1929	204,083	6	Michigan (58,160)	34,014
1930	167,728	6	Northwestern (50,225)	27,955
1931	115,631	5	Wisconsin (48,443)	23,126
1932	113,956	5	Northwestern (52,426)	43,557
1933	164,301	6	Iowa (41,177)	27,384
1934	192,922	5	Michigan (59,362)	38,584
1935	217,785	5	Northwestern (52,426)	43,557
1936	247,653	5	Iowa (61,172)	49,531
1937	254,188	5	Notre Dame (63,237)	50,838
1938	237,000	5	Michigan (54,212)	47,400
1939	229,954	5	Northwestern 52,372)	45,991
1940	234,990	5	Michigan (61,976)	46,998
1941	239,227	5	Northwestern (61,784)	47,845
1942	231,307	6	Michigan (52,351)	38,551
1943	182,779	7	Purdue (38,709)	26,111
1944	179,979	6	Northwestern (39,997)	29,997
1945	246,931	6	Ohio State (55,789)	41,155
1946	328,003	6	Michigan (59,037)	54,667
1947	289,612	5	Purdue (61,087)	57,922
1948	308,556	5	Purdue (65,549)	61,711
1949	305,200	5	Wisconsin (63,139)	61,040
1950	267,015	5	Iowa (60,312)	53,403
1951	224,759	5	Nebraska (54,573)	45,152
1952	270,292	5	Iowa (60,376)	54,058
1953	293,313	5	Michigan (62,795)	58,663
1954	347,555	6	Iowa (65,464)	57,926
1955	305,581	5	USC (64,074)	61,116
1956	372,654	6	Iowa (64,235)	62,109
1957	314,769	5	Purdue (64,629)	62,954
1958	282,230	5	Iowa (63,726)	56,446
1959	256,039	5	Michigan (56,082)	51,208
1960	342,199	6	Iowa (65,292)	57,033
1961	361,929	6	Purdue (66,284)	60,322
1962	368,200	6	Iowa (65,061)	61,367
1963	286,797	5	Michigan (61,817)	57,759
1964	268,908	5	Iowa (62,514)	53,782
1965	302,747	6	Michigan (58,519)	50,458
1966	248,248	5	Iowa (62,631)	49,600
1967	237,798	6	Michigan State (56,334)	39,633
1968	312,806	6	USC (60,820)	52,134
1969	272,449	6	Ohio State (52,972)	45,417
1970	225,468	5	Nebraska (52,539)	45,093
1971	207,662	6	Michigan (44,412)	34,610
1972	222,079	6	Iowa (44,196)	37,013
1973	252,917	6	Nebraska (56,782)	42,153
1974	226,127	6	Ohio State (45,411)	37,688
1975	220,081	7	Wisconsin (37,578)	31,440
1976	262,878	6	Iowa (53,222)	43,813
1977	247,118	7	Michigan (44,165)	35,303
1978	231,411	6	Ohio State (52,209)	38,569
1979	241,952	6	Purdue (47,281)	40,325
1980	265,105	6	Iowa (58,158)	44,184
1981	301,248	7	Michigan (52,875)	43,035

LARGEST MEMORIAL STADIUM CROWDS:

- 66,284 vs. Purdue, 11/18/61
- 65,549 vs. Purdue, 11/6/48
- 65,464 vs. Iowa, 11/13/54
- 65,292 vs. Iowa, 11/5/60



TCF BANK STADIUM: THE TIMELINE

June, 2007 Gophers break ground on TCF Bank Stadium	April 7, 2008 First brick is laid at the stadium site.	Spring, 2009 Playing surface installed	Sept. 12, 2009 First game at TCF Bank Stadium
May, 2006 Minnesota legislature approves new on-campus football stadium.	January, 2008 First steel rises from the ground at stadium site.	Fall, 2009 Scoreboards and lighting installed. Exterior work completed.	July, 2009 University takes occupancy of TCF Bank Stadium.

TCF BANK STADIUM INFORMATION

STADIUM SEATING

50,805	Capacity of stadium, expandable to 80,000
25,000	Approximate number of seats with permanent chairbacks
37	Private Suites
57	Loge Boxes
1,250	Outdoor Club seats
250	Indoor Club seats
20,000	Square-foot DQ Club Room for game day and non-game day usage



STADIUM BY THE NUMBERS

1,300,000	Total number of on-site work hours to complete stadium
24,000	Cubic yards of cast-in-place concrete, enough to make a five-foot-wide sidewalk from Minneapolis to Rochester (74 miles)
8,800	Tons of structural steel, 97% of which is from recycled steel
4,019,760	LED lights make up the video boards at the stadium. The main video scoreboard is the third-largest in college sports.
740,000	Units of brick
2,020,000	Feet of cable for telecom, broadcast, sound, fire alarm and security systems (382 miles)
2,210,000	Feet of electrical wire/cable for power (418 miles)
900,000	Square feet of finished space
7,500	Light fixtures
350	LCD televisions
12	Elevators and two escalators

STADIUM FACTS

Playing Surface	FieldTurf
Architect	Populous (formerly HOK Sport)
General Contractor	Mortenson (in partnership with Thor)
Construction Cost	\$288.5 million

OTHER STADIUM NOTES

- When completed, TCF Bank Stadium became the first new football stadium in the Big Ten since 1960 and the first in NCAA FBS since 2006 (additional NCAA FBS stadiums have since been built).
- The Gophers locker room is a state-of-the-art 60 x 25-yard area, shaped like a football with 120 custom-built lockers and 10 LCD televisions.
- The Gophers have a private recruiting room that can accommodate 150 people.
- The main high-definition video display in the stadium is one of the largest in college sports at approximately 48 feet high by 108 feet wide. It boasts Daktronics HD-16 technology and was the first of its kind in the Big Ten Conference.
- The University achieved LEED certification (Leadership in Energy and Environmental Design) for TCF Bank Stadium, making it the first LEED certified college football stadium in America. The certification is achieved by accumulating credits for various environmentally and sustainable efforts in design and construction.
- In addition to Minnesota college football games, TCF Bank Stadium has hosted Gopher hockey games, Monday Night Football (Minnesota vs. Chicago), NHL Stadium Series (Minnesota vs. Chicago), international soccer match (Manchester City vs. Olympiacos), MLB All-Star concert, U2, Rolling Stones, Beyonce, One Direction, Luke Bryan and Florida Georgia Line. The Minnesota Vikings played their 2014-15 seasons at TCF Bank Stadium, while their new stadium was being constructed.

H.H.H. METRODOME 1982-2008

The Hubert H. Humphrey Metrodome, home of Golden Gopher football 1982-2008, is the nation's largest air-supported, multiple-use facility. It has been the site of two World Series, a Super Bowl and two NCAA Final Fours, and has kept over five million college football fans warm as they watched and cheered University of Minnesota football. The Gophers played their final season in the Dome in 2008 before heading back on campus for the opening of TCF Bank Stadium.

In addition to serving as the home facility for the Golden Gophers, the Metrodome is home to the Minnesota Vikings and Twins. In 1989, it also served as home to the Timberwolves, who set the all-time NBA attendance record in their inaugural season.

The Metrodome is located in downtown Minneapolis, just minutes away from the University campus. Its seating capacity is listed at 64,172, but more than 65,000 fans have packed the place for Minnesota football, including a crowd of 65,089 for the game against border-rival Wisconsin in 2005. A stadium record 65,184 attended the Minnesota-Iowa game in 2002.



Metrodome

MEMORIAL STADIUM 1924-1981

Opened on Oct. 4, 1924, Memorial Stadium served as the home of the Golden Gophers for 57 years. The stadium was dedicated to the 3,527 university workers and graduates who served in World War I, 98 of whom died in service. Built on approximately 11 acres where the current University Recreation Center, Aquatic Center and McNamara Alumni Center stand today, Memorial Stadium had 52,736 permanent seats but could seat over 56,000. The horseshoe-shaped stadium also served as the home track and field facility. With the addition of temporary bleacher seating, more than 60,000 fans could fit into Memorial Stadium as a stadium-record 66,284 fans watched Minnesota face Purdue on Nov. 18, 1966.

The stadium, which took seven months to construct, cost \$572,000 to build. More than 475 workers were employed for the construction that required more than 1.4 million feet of lumber, one million bricks and 90,000 sacks of cement. Minnesota played its first game in Memorial Stadium on Oct. 4, 1924, defeating North Dakota 14-0. Tickets for the inaugural game were just one dollar.

The Golden Gophers had a stellar record in Memorial Stadium, including 12 unbeaten seasons at home. They didn't suffer a losing season at home from the building's inception in 1924 until 1950, a span of 26 years.

Memorial Stadium was changed to artificial turf in 1970 but then switched back to natural grass in 1977. The stadium was demolished in 1989 and 2,000 of the original bricks were used in the building of Mariucci Arena. University officials debated renovation of Memorial Stadium, but instead opted for a move to the Metrodome.



Memorial Stadium




GREATER NORTHPROP FIELD 1899-1923

Named in honor of University President Cyrus Northrop, Greater Northrop Field opened its doors in 1899. Prior to the stadium's construction, the University of Minnesota played on a field south of the Army. The grandstand consisted of chairs around the sidelines. When rates for a downtown stadium increased, the University found it a necessity for an enclosed stadium on the campus.

Built in front of Pillsbury Hall, which still stands today, the Northrop Field originally featured a nine-foot high board fence built by the student body. A quarter-mile track ran around the playing field. Alfred Pillsbury organized the building of a massive brick fence that was built around the original grandstand that made Northrop Field unlike any other stadium in the country at the time. The grandstand seated 8,000 fans and was 33 rows high. Additional seating in the end zones added to the seating capacity.

Minnesota played its first game at Northrop Field in November of 1899 against Northwestern where it suffered an 11-5 defeat. The last game was played in 1923 when Minnesota beat Iowa 20-7. Perhaps the most memorable game was a 6-6 tie with Michigan when an over capacity 20,000 fans crowded into the stadium.



Greater Northrop Field



TCF BANK STADIUM RECORDS

RUSHING

MOST CARRIES

Minnesota

- 35 David Cobb vs. Purdue (10/18/14)
- 34 David Cobb vs. San Jose State (9/20/14)
- 31 David Cobb vs. Nebraska (10/26/13)
- 30 Rodney Smith vs. Kent State (9/19/15)
- 30 David Cobb vs. Northwestern (10/11/14)

Opponent

- 35 Le'Veon Bell, Michigan State (11/24/12)
- 33 Dare Ogunbowale, Wisconsin (11/28/15)
- 32 Marcus Coker, Iowa (10/29/11)
- 32 John Clay, Wisconsin (10/3/09)
- 29 Dareyon Chance, Western Mich. (9/15/12)

MOST YARDS GAINED

Minnesota

- 220 David Cobb vs. Middle Tennessee (9/6/14)
- 207 David Cobb vs. San Jose State (9/20/14)
- 194 David Cobb vs. Purdue (10/18/14)
- 176 Kobe McCrary vs. Indiana State (9/10/16)
- 174 Shannon Brooks vs. Illinois (11/21/15)
- 171 MarQueis Gray (QB) vs. Miami (OH) (9/17/11)

Opponent

- 266 Le'Veon Bell, Michigan State (11/24/12)
- 252 Marcus Coker, Iowa (10/29/11)
- 223 Chad Spann, Northern Illinois (9/25/10)
- 189 J.T. Barrett, Ohio State (11/15/14)
- 184 John Clay, Wisconsin (10/3/09)

MOST RUSHING TOUCHDOWNS

Minnesota

- 4 Mitch Leidner vs. San Jose State (9/21/13)
- 3 Rodney Smith vs. Purdue (11/5/16)
- 3 Shannon Brooks vs. Illinois (11/21/15)
- 3 David Cobb vs. Ohio State (11/15/14)

Opponent

- 5 Jahvid Best, California (9/19/09)
- 3 John Clay, Wisconsin (10/3/09)

YARDS PER CARRY (5 CARRIES MINIMUM)

Minnesota

- 11.5 David Cobb vs. UNLV (6 carries) (8/29/13)
- 10.4 Kobe McCrary vs. Indiana State (17 carries) (9/10/16)

Opponent

- 23.0 Raheem Mostert, Purdue (5 carries) (10/18/14)

PASSING

MOST PASSES ATTEMPTED

Minnesota

- 49 Adam Weber vs. Penn State (10/23/10)
- 46 Adam Weber vs. Northern Illinois (9/25/10)
- 40 Mitch Leidner vs. Nebraska (10/17/15)
- 37 Mitch Leidner vs. Wisconsin (11/28/15)
- 35 Mitch Leidner vs. TCU (9/3/15)

Opponent

- 50 Trevor Siemian, Northwestern (10/11/14)
- 50 Nick Sherry, UNLV (8/29/13)
- 48 David Blough, Purdue (11/5/16)
- 47 Wes Lunt, Illinois (11/21/15)
- 47 Zac Dysert, Miami (Ohio) (9/17/11)
- 47 Joey Elliott, Purdue (10/10/09)

MOST PASSES COMPLETED

Minnesota

- 31 Adam Weber vs. Northern Illinois (9/25/10)
- 26 Mitch Leidner vs. Nebraska (10/17/15)
- 26 Adam Weber vs. Penn State (10/23/10)
- 22 Mitch Leidner vs. Ohio (9/26/15)
- 21 Adam Weber vs. South Dakota State (9/11/10)
- 21 Adam Weber vs. California (9/19/09)

Opponent

- 35 Nick Sherry, UNLV (8/29/13)
- 34 Wes Lunt, Illinois (11/21/15)
- 32 Trevor Siemian, Northwestern (10/11/14)
- 29 David Blough, Purdue (11/5/16)
- 28 Clayton Thorson, Northwestern (11/19/16)

MOST TOUCHDOWN PASSES THROWN

Minnesota

- 5 Adam Weber vs. Michigan State (10/31/09)
- 4 Mitch Leidner vs. Indiana State (9/10/16)
- 4 Mitch Leidner vs. Iowa (11/8/14)
- 3 Philip Nelson vs. Purdue (10/27/12)
- 3 Max Shortell vs. Western Michigan (9/15/12)
- 3 Adam Weber vs. Penn State (10/23/10)
- 3 Adam Weber vs. South Dakota (9/11/10)

Opponent

- 4 David Blough, Purdue (11/5/16)
- 4 Russell Wilson, Wisconsin (11/12/11)
- 3 Gio Rescigno, Rutgers (10/22/16)
- 3 Isaac Harker, Indiana State (9/10/16)
- 3 Darrell Garretson, Oregon State (9/1/16)
- 3 Tommy Armstrong, Nebraska (10/17/15)
- 3 J.T. Barrett, Ohio State (11/15/14)
- 3 Austin Appleby, Purdue (10/18/14)
- 3 David Fales, San Jose State (9/21/13)
- 3 Andrew Manley, New Mexico State (9/10/11)
- 3 Dante Warren, South Dakota (9/11/10)

MOST PASSING YARDAGE

Minnesota

- 416 Adam Weber vs. Michigan State (10/31/09)
- 373 Adam Weber vs. Northern Illinois (9/25/10)
- 317 Mitch Leidner vs. Michigan (10/31/15)
- 301 Mitch Leidner vs. Nebraska (10/17/15)
- 299 Adam Weber vs. Penn State (10/23/10)

Opponent

- 439 David Fales, San Jose State (9/21/13)
- 391 David Blough, Purdue (11/5/16)
- 352 Dante Warren, South Dakota (9/11/10)
- 325 Zac Dysert, Miami (Ohio) (9/17/11)
- 309 Dan Persa, Northwestern (10/2/10)

MOST INTERCEPTIONS THROWN

Minnesota

- 3 Mitch Leidner vs. Wisconsin (11/28/15)
- 3 Philip Nelson vs. Michigan State (11/24/12)
- 3 Adam Weber vs. California (9/19/09)

Opponent

- 3 Austin Grammer, Middle Tennessee (9/6/14)

BEST COMPLETION PERCENTAGE

(5 ATTEMPTS MINIMUM)

Minnesota

- .875 Mitch Leidner (7-8) vs. Western Illinois (9/14/13)

Opponent

- 1.000 Kain Colter (10-10), Northwestern (10/12/12)
- 1.000 Juice Williams (5-5), Illinois (11/7/09)

RECEIVING

MOST RECEPTIONS

Minnesota

- 11 KJ Maye vs. Nebraska (10/17/15)
- 10 Eric Decker vs. Air Force (9/12/09)
- 9 Da'Jon McKnight vs. New Mexico St. (9/10/11)
- 9 MarQueis Gray vs. South Dakota (9/11/10)
- 8 Drew Wolitarsky vs. Indiana State (9/10/16)
- 8 Da'Jon McKnight vs. Penn State (10/23/10)
- 8 MarQueis Gray vs. Northern Illinois (9/25/10)
- 8 Nick Tow-Arnett vs. Michigan State (10/31/09)
- 8 Eric Decker vs. Wisconsin (10/3/09)
- 8 Eric Decker vs. California (9/19/09)

Opponent

- 12 Nick Harwell, Miami (Ohio) (9/17/11)
- 11 Malik Turner, Illinois (11/21/15)
- 11 Adam Drake, Eastern Illinois (8/28/14)
- 9 Tyler Winston, San Jose State (9/20/14)
- 9 Maika Mataele, UNLV (8/29/13)

MOST RECEIVING YARDAGE

Minnesota

- 146 Da'Jon McKnight vs. New Mexico St. (9/10/11)
- 140 Eric Decker vs. Wisconsin (10/3/09)
- 135 A.J. Barker vs. Purdue (10/27/12)
- 125 Drew Wolitarsky, Indiana State (9/10/16)
- 121 Duane Bennett vs. Michigan State (10/31/09)

Opponent

- 197 Chandler Jones, San Jose State (9/21/13)
- 162 Nick Harwell, Miami (Ohio) (9/17/11)
- 156 Will Powell, South Dakota (9/11/10)
- 128 Cameron Posey, Purdue (11/5/16)
- 126 DeAngelo Yancy, Purdue (11/5/16)
- 126 Malik Turner, Illinois (11/21/15)
- 126 Kevin Smith, Purdue (10/10/09)

MOST TOUCHDOWN RECEPTIONS

Minnesota

- 3 Maxx Williams vs. Iowa (11/8/14)
- 3 A.J. Barker vs. Western Michigan (9/15/12)
- 3 Da'Jon McKnight vs. Penn State (10/23/10)

Opponent

- 3 Robert Tonyan, Indiana State (9/10/16)
- 3 Chandler Jones, San Jose State (9/21/13)

SCORING

MOST POINTS

Minnesota

- 24 Mitch Leidner vs. San Jose State (9/21/13)
- 18 Rodney Smith vs. Purdue (11/5/16)
- 18 Shannon Brooks vs. Illinois (11/21/15)
- 18 David Cobb vs. Ohio State (11/14/15)
- 18 Maxx Williams vs. Iowa (11/8/14)
- 18 A.J. Barker vs. Western Michigan (9/15/12)
- 18 Da'Jon McKnight vs. Penn State (10/23/10)
- 18 Duane Bennett vs. Michigan State (10/31/09)

Opponent

- 30 Jahvid Best, California (9/19/09)
- 18 Chandler Jones, San Jose State (9/21/13)

TGF BANK STADIUM RECORDS

18 John Clay, Wisconsin (10/3/09)

KICKING

MOST EXTRA POINTS

Minnesota

- 6 Ryan Santoso vs. Iowa (11/8/14)
- 6 Ryan Santoso vs. Eastern Illinois (8/28/14)
- 6 Chris Hawthorne vs. UNLV (8/29/13)
- 6 Jordan Wettstein vs. New Hampshire (9/8/12)
- 6 Eric Ellestad vs. Michigan State (10/31/09)

Opponent

- 6 Drew Brown, Nebraska (10/17/15)
- 6 Philip Welch, Wisconsin (11/12/11)
- 6 Devin Barclay, Ohio State (10/30/10)
- 5 Kevin Robb, South Dakota (9/11/10)
- 5 Vince D'Amato, California (9/19/09)
- 5 Matt Eller, Illinois (11/7/09)

MOST FIELD GOALS

Minnesota

- 4 Ryan Santoso vs. Michigan (10/31/15)
- 3 Emmitt Carpenter vs. Purdue (11/5/16)
- 3 Emmitt Carpenter vs. Northwestern (11/19/16)
- 3 Jordan Wettstein vs. Purdue (10/27/12)
- 3 Chris Hawthorne vs. Miami (Ohio) (9/17/11)
- 3 Eric Ellestad vs. Northern Illinois (9/25/10)
- 3 Eric Ellestad vs. South Dakota St. (11/14/09)

Opponent

- 4 Dan Conroy, Michigan State (11/24/12)
- 3 Taylor Zalewski, Illinois (11/21/15)
- 3 Jaden Oberkrom, TCU (9/3/15)
- 3 Pat Smith, Nebraska (10/26/13)
- 3 Mike Meyer, Iowa (9/28/13)

LONGEST FIELD GOAL

Minnesota

- 53 Emmitt Carpenter vs. Purdue (11/5/16)
- 52 Emmitt Carpenter vs. Purdue (11/5/16)
- 52 Ryan Santoso vs. Purdue (10/18/14)
- 51 Jordan Wettstein vs. Illinois (11/26/11)
- 49 Ryan Santoso vs. Ohio (9/26/15)
- 48 Jordan Wettstein vs. Michigan St. (11/24/12)
- 47 Ryan Santoso vs. Michigan (10/31/15)

Opponent

- 53 Jaden Oberkrom, TCU (9/3/15)
- 49 Mike Meyer, Iowa (9/28/13)
- 49 Ryan Jastram, North Dakota St. (9/24/11)
- 48 Dan Conroy, Michigan State (11/24/12)
- 46 Rafael Gaglianone, Wisconsin (11/28/15)
- 46 Mike Meyer, Iowa (9/28/13)

PUNTING

MOST PUNTS

Minnesota

- 9 Ryan Santoso vs Iowa (10/8/16)
- 8 Ryan Santoso vs Purdue (11/5/16)
- 8 Blake Haudan vs. South Dakota St. (11/14/09)
- 7 Peter Mortell vs. Kent State (9/19/15)
- 7 Peter Mortell vs. TCU (9/3/15)
- 7 Peter Mortell vs. Iowa (9/28/13)
- 7 Dan Orseske vs. Illinois (11/26/11)
- 7 Blake Haudan vs. California (9/19/09)

Opponent

- 10 Anthony Melchiori, Kent State (9/19/15)
- 9 Nathan Knuffman, West. Illinois (9/14/13)

- 9 Ryan Lankford, Illinois (11/26/11)
- 8 Joe Schopper, Purdue (11/5/16)
- 7 Brandon Williams, Northwestern (10/13/12)
- 7 Drew Meyer, Wisconsin (11/28/15)

LONGEST PUNT

Minnesota

- 68 Dan Orseske vs. Iowa (10/29/11)
- 66 Peter Mortell vs. Nebraska (10/17/15)
- 65 Dan Orseske vs. Penn State (10/23/10)
- 64 Peter Mortell vs. Ohio State (11/15/14)
- 64 Dan Orseske vs. New Mexico State (9/10/11)

Opponent

- 65 Nathan Knuffman, West. Illinois (9/14/13)
- 65 Waid Harrison, San Jose State (9/21/13)
- 63 Logan Yunker, UNLV (8/29/13)
- 62 Ryan Donahue, Iowa (11/27/10)
- 61 Blake O'Neill, Michigan (10/31/15)
- 61 Anthony Fera, Penn State (10/23/10)

DEFENSE

MOST TACKLES

Minnesota

- 17 Nate Triplett vs. Air Force (9/12/09)
- 16 Kim Royston vs. Iowa (10/29/11)
- 15 Damien Wilson vs. Northwestern (10/11/14)
- 14 Damien Wilson vs. Middle Tennessee (9/6/14)

Opponent

- 21 Keith Smith, San Jose State (9/21/13)
- 15 Trevor Morris, Rutgers (10/22/16)
- 14 Jared Singletary, Middle Tennessee (9/6/14)
- 14 Jonathan Brown, Illinois (11/26/11)

MOST TACKLES FOR LOSS

Minnesota

- 4.0 Steven Richardson vs. Indiana State (9/10/16)
- 3.0 Blake Cashman vs. Purdue (11/5/16)
- 3.0 Hendrick Ekpe vs. Rutgers (10/22/16)
- 3.0 Theiren Cockran vs. Western Illinois (9/14/13)
- 3.0 Gary Tinsley vs. Wisconsin (11/12/11)
- 3.0 Jewhan Edwards vs. South Dakota (9/11/10)
- 3.0 Garrett Brown vs. Michigan State (10/31/09)

Opponent

- 4.0 Clay Nurse, Illinois (11/7/09)
- 3.5 Coulter Boyer, North Dakota St. (9/24/11)
- 3.5 O'Brien Schofield, Wisconsin (10/3/09)

MOST SACKS

Minnesota

- 2.0 Blake Cashman vs Northwestern (11/19/16)
- 2.0 Steven Richardson vs Northwestern (11/19/16)
- 2.0 Blake Cashman vs Purdue (11/5/16)
- 2.0 Hendrick Ekpe vs. Rutgers (10/22/16)
- 2.0 Tai'yon Devers vs. Indiana State (9/10/16)
- 2.0 Theiren Cockran vs. Western Illinois (9/14/13)
- 2.0 Ben Perry vs. Illinois (11/26/11)

Opponent

- 4.0 Clay Nurse, Illinois (11/7/09)
- 2.5 Coulter Boyer, North Dakota St. (9/24/11)

MOST INTERCEPTIONS

Minnesota

- 2 Cedric Thompson vs. Purdue (10/18/14)

Opponent

- 2 Tanner McEvoy, Wisconsin (11/28/15)
- 2 Demetrius Monday, Kent State (9/19/15)
- 2 Johnny Adams, Michigan State (11/24/12)

TEAM RECORDS

TOTAL OFFENSE

MOST YARDS GAINED

Minnesota

- 505 vs. Michigan State (10/31/09)
- 470 vs. Northern Illinois (9/25/10)
- 468 vs. Ohio (9/26/15)
- 466 vs. Purdue (11/5/16)
- 462 vs. South Dakota (9/11/10)

Opponent

- 515 Nebraska (10/22/11)
- 507 Ohio State (10/30/10)
- 489 Ohio State (11/15/14)
- 486 San Jose State (9/21/13)
- 486 Northwestern (10/2/10)

FEWEST YARDS GAINED

Minnesota

- 96 vs. Michigan State (11/24/12)
- 135 vs. Iowa (9/28/13)
- 156 vs. Wisconsin (11/12/11)
- 165 vs. Iowa (9/28/13)
- 185 vs. Wisconsin (11/23/13)

Opponent

- 142 Kent State (9/19/15)
- 160 Illinois (11/26/11)
- 205 Iowa (11/8/14)
- 218 Iowa (11/27/10)
- 230 Western Illinois (9/14/13)

MOST TOUCHDOWNS

Minnesota

- 7 vs. Indiana State (9/10/16)
- 7 vs. UNLV (8/29/13)
- 7 vs. Iowa (11/8/14)
- 6 vs. Eastern Illinois (8/28/14)
- 6 vs. San Jose State (9/21/13)
- 6 vs. New Hampshire (9/8/12)
- 6 vs. Michigan State (10/31/09)

Opponent

- 7 Ohio State (10/30/10)
- 6 Nebraska (10/17/15)
- 6 Wisconsin (11/12/11)
- 6 South Dakota (9/11/10)

FEWEST TOUCHDOWNS

Minnesota

- 1 vs. Iowa (10/8/16)
- 1 vs. Kent State (9/19/15)
- 1 vs. Wisconsin (11/23/13)
- 1 vs. Michigan State (11/24/12)
- 1 vs. Michigan (11/3/12)
- 1 vs. Ohio State (10/30/10)
- 1 vs. South Dakota State (11/14/09)

Opponent

- 1 Iowa (10/8/16)
- 1 Kent State (9/19/15)
- 1 San Jose State (9/20/14)
- 1 Penn State (11/9/13)

TCF BANK STADIUM RECORDS

- 1 New Hampshire (9/8/12)
- 1 Syracuse (9/22/12)
- 1 Illinois (11/26/11)
- 1 South Dakota State (11/14/09)
- 1 Air Force (9/12/09)

RUSHING

MOST RUSHES

Minnesota

- 67 vs. San Jose State (9/21/13)
- 59 vs. Iowa (11/8/14)
- 58 vs. San Jose State (9/20/14)
- 54 vs. Nebraska (10/26/13)
- 53 vs. Rutgers (10/22/16)
- 53 vs. Illinois (11/26/11)

Opponent

- 66 Air Force (9/12/09)
- 62 Wisconsin (11/28/15)
- 56 Nebraska (10/22/11)
- 49 Wisconsin (10/3/09)
- 48 Colorado State (9/10/16)

FEWEST RUSHES

Minnesota

- 18 vs. Wisconsin (11/28/15)
- 19 vs. Michigan State (11/24/12)
- 21 vs. California (9/19/09)
- 24 vs. Air Force (9/12/09)
- 26 vs. Nebraska (11/28/15)

Opponent

- 17 San Jose State (9/21/13)
- 20 Michigan State (10/31/09)
- 21 Miami (Ohio) (9/17/11)
- 27 Iowa (11/27/10)
- 27 South Dakota State (11/14/09)

MOST YARDS GAINED

Minnesota

- 380 vs. San Jose State (9/20/14)
- 353 vs. San Jose State (9/21/13)
- 292 vs. Indiana State (9/10/16)
- 291 vs. Iowa (11/8/14)
- 285 vs. Purdue (10/18/14)

Opponent

- 346 Nebraska (10/22/11)
- 298 Purdue (10/18/14)
- 297 Northern Illinois (9/25/10)
- 295 Wisconsin (10/3/09)
- 289 Ohio State (11/15/14)

FEWEST YARDS GAINED

Minnesota

- 4 vs. Michigan State (11/24/12)
- 30 vs. Iowa (9/28/13)
- 37 vs. California (9/19/09)
- 50 vs. Illinois (11/7/09)
- 53 vs. Wisconsin (11/28/15)

Opponent

- 46 South Dakota State (11/14/09)
- 47 San Jose State (9/21/13)
- 68 San Jose State (9/20/14)
- 68 Western Illinois (9/14/13)
- 68 New Hampshire (9/8/12)

PASSING

MOST PASSES ATTEMPTED

Minnesota

- 49 vs. Penn State (10/23/10)
- 46 vs. Northern Illinois (9/25/10)
- 40 vs. Nebraska (10/17/15)
- 40 vs. New Mexico State (9/10/11)
- 37 vs. Wisconsin (11/28/15)

Opponent

- 57 Eastern Illinois (8/28/14)
- 51 UNLV (8/29/13)
- 50 Northwestern (10/11/14)
- 49 Purdue (11/5/16)
- 48 Illinois (11/21/15)
- 48 Miami (Ohio) (9/17/11)

FEWEST PASSES ATTEMPTED

Minnesota

- 7 vs. San Jose State (9/20/14)
- 10 vs. Purdue (10/10/09)
- 11 vs. Middle Tennessee (9/6/14)
- 12 vs. San Jose State (9/21/13)
- 12 vs. Western Illinois (9/14/13)

Opponent

- 17 Wisconsin (11/28/15)
- 17 Northwestern (10/13/12)
- 17 Wisconsin (11/12/11)
- 17 Northern Illinois (9/25/10)
- 17 Air Force (9/12/09)
- 18 Michigan (11/3/12)

MOST PASSES COMPLETED

Minnesota

- 31 vs. Northern Illinois (9/25/10)
- 26 vs. Nebraska (10/17/15)
- 26 vs. Penn State (10/23/10)
- 22 vs. Ohio (9/26/15)
- 22 vs. California (9/19/09)

Opponent

- 36 UNLV (8/29/13)
- 34 Illinois (11/21/15)
- 32 Northwestern (10/11/14)
- 32 Eastern Illinois (8/28/14)
- 29 Purdue (11/5/16)

FEWEST PASSES COMPLETED

Minnesota

- 1 vs. San Jose State (9/20/14)
- 5 vs. Middle Tennessee (9/6/14)
- 5 vs. San Jose State (9/21/13)
- 5 vs. Purdue (10/10/09)
- 6 vs. Wisconsin (11/21/11)

Opponent

- 9 Wisconsin (11/28/15)
- 10 Kent State (9/19/15)
- 10 Iowa (11/27/10)
- 10 Air Force (9/12/09)
- 11 Western Illinois (9/14/13)
- 11 Northwestern (10/13/12)
- 11 Northern Illinois (9/25/10)

MOST PASSES INTERCEPTED

Minnesota

- 4 vs. Michigan State (11/24/12)
- 3 vs. Wisconsin (11/28/15)

- 3 vs. California (9/19/09)

Opponent

- 3 Middle Tennessee (9/6/14)

MOST YARDS PASSING

Minnesota

- 416 vs. Michigan State (10/31/09)
- 373 vs. Northern Illinois (9/25/10)
- 317 vs. Michigan (10/31/15)
- 301 vs. Nebraska (10/17/15)
- 299 vs. Penn State (10/23/10)

Opponent

- 439 San Jose State (9/21/13)
- 391 Purdue (11/5/16)
- 352 South Dakota (9/11/10)
- 325 Miami (Ohio) (9/17/11)
- 310 Eastern Illinois (8/28/14)

FEWEST YARDS PASSING

Minnesota

- 7 vs. San Jose State (9/20/14)
- 51 vs. Wisconsin (11/12/11)
- 67 vs. Middle Tennessee (9/6/14)
- 71 vs. San Jose State (9/21/13)
- 74 vs. Purdue (10/10/09)

Opponent

- 63 Kent State (9/19/15)
- 67 Northwestern (10/13/12)
- 78 Illinois (11/26/11)
- 79 Wisconsin (11/28/15)
- 81 Northern Illinois (9/25/10)

HIGHEST COMPLETION PERCENTAGE

Minnesota

- .833 (10-12) vs. Western Illinois (9/14/13)

Opponent

- .941 (16-17), Wisconsin (11/21/11)

LOWEST COMPLETION PERCENTAGE

Minnesota

- .143 vs. San Jose State (9/20/14)

Opponent

- .357, Kent State (9/19/15)

PUNTING

MOST PUNTS

Minnesota

- 9 vs. Iowa (10/8/16)
- 8 vs. Purdue (11/5/16)
- 8 vs. South Dakota State (11/14/09)
- 7 vs. Kent State (9/19/15)
- 7 vs. TCU (9/3/15)
- 7 vs. Iowa (9/28/13)
- 7 vs. Illinois (11/26/11)
- 7 vs. California (9/19/09)

Opponent

- 10 Kent State (9/19/15)
- 9 Western Illinois (9/14/13)
- 9 Illinois (11/26/11)
- 8 Purdue (11/5/16)
- 7 Wisconsin (11/28/15)
- 7 Iowa (11/8/14)
- 7 Northwestern (10/13/12)

FEWEST PUNTS

Minnesota

- 1 vs. Indiana State (9/10/16)
- 1 vs. North Dakota State (9/24/11)
- 1 vs. South Dakota (9/11/10)

Opponents

- 1 Iowa (10/29/11)
- 1 North Dakota State (9/24/11)
- 1 Ohio State (10/30/10)
- 1 South Dakota (9/11/10)

KICKOFF RETURNS

MOST KICKOFF RETURNS

Minnesota

- 8 vs. Nebraska (10/22/11)
- 8 vs. Ohio State (10/30/10)

Opponent

- 7 South Dakota (9/11/10)

FIRST DOWNS

MOST FIRST DOWNS

Minnesota

- 31 vs. Indiana State (9/10/16)
- 26 vs. Penn State (10/23/10)

Opponent

- 29 Wisconsin (11/12/11)

FEWEST FIRST DOWNS

Minnesota

- 7 vs. Michigan State (11/24/12)

Opponent

- 8 Kent State (9/19/15)

PENALTIES

MOST PENALTIES AGAINST

Minnesota

- 17 vs. Michigan State (10/31/09)

Opponent

- 10 Northwestern (10/2/10)

FEWEST PENALTIES AGAINST

Minnesota

- 1 vs. UNLV (8/29/13)
- 1 vs. Michigan State (11/24/12)

Opponent

- 0 San Jose State (9/20/14)
- 0 Miami (Ohio) (9/17/11)

MOST YARDS PENALIZED

Minnesota

- 157 vs. Michigan State (10/31/09)

Opponent

- 98 San Jose State (9/21/13)

FEWEST YARDS PENALIZED

Minnesota

- 5 vs. UNLV (8/29/13)

Opponent

- 0 Miami (Ohio) (9/17/11)

FUMBLES

MOST FUMBLES LOST

Minnesota

- 3 vs. Wisconsin (11/23/13)

Opponent

- 3 San Jose State (9/20/14)

TCF BANK STADIUM

When the Gophers hosted Air Force on Sept. 12, 2009 it marked the first time since Nov. 21, 1981 that college football has been played on campus at Minnesota. The Gophers are 32-24 in TCF Bank Stadium.

KICKOFF TEMPERATURE FOR MINNESOTA'S 56 HOME GAMES AT TCF BANK STADIUM

Game	Degrees	Result
UNLV (8/29/13 at 6 pm)	92	W
New Mexico State (9/10/11 at 2:30 pm)	88	L
TCU (9/3/15 at 8 p.m.)	82	L
Air Force (9/12/09 at 6 pm)	80	W
Ohio (9/26/15 at 2:30 pm)	76	W
San Jose State (9/20/14 at 3 pm)	75	W
Middle Tennessee (9/6/14 at 2:30 pm)	73	W
Purdue (11/5/16 at 2:30 pm)	71	W
Cal (9/19/09 at 11 am)	71	L
Oregon State (9/1/16 at 8 pm)	70	W
Eastern Illinois (8/28/14 at 6 pm)	69	W
Colorado State (9/24/16 at 11 am)	65	W
Indiana State (9/10/16 at 11 am)	65	W
Western Illinois (9/14/13 at 11 am)	64	W
South Dakota (9/11/10 at 11 am)	63	L
Miami (Ohio) (9/17/11 at 2:30 pm)	63	W
Western Michigan (9/15/12 at 11 am)	63	W
New Hampshire (9/8/12 at 11 am)	62	W
Nebraska (10/22/11 at 2:30 pm)	61	L
Wisconsin (11/12/11 at 2:30 pm)	61	L
North Dakota State (9/24/11 at 6 pm)	59	L
Kent State (9/19/15 at 11 am)	58	W
Northern Illinois (9/25/10 at 7:30 pm)	58	L
Penn State (10/23/10 at 11 am)	58	L
Iowa (9/28/13 at 2:30 pm)	57	L
Illinois (11/7/09 at 11 am)	56	L
USC (9/18/10 at 2:30 pm)	56	L
Syracuse (9/22/12 at 7 pm)	55	W
San Jose State (9/21/13 at 11 am)	54	W
Nebraska (10/17/15 at 2:30 pm)	54	L
Rutgers (10/22/16 at 11 am)	51	W
Iowa (10/29/11 at 2:30 pm)	51	W
Northwestern (10/2/10 at 11 am)	50	L
Northwestern (10/13/12 at 11 am)	50	L
Michigan (10/31/15 at 6 pm)	50	L
Iowa (10/8/16 at 11 am)	46	L
Northwestern (10/11/14 at 11 am)	46	W
Ohio State (10/30/10 at 7 pm)	46	L
Purdue (10/18/14 at 11 am)	45	W
Wisconsin (10/3/09 at 11 am)	45	L
South Dakota State (11/14/09 at 11 am)	44	W
Penn State (11/9/13 at 11 am)	44	W
Illinois (11/26/11 at 2:30 pm)	42	W
Purdue (10/27/12 at 2:30 pm)	42	W
Nebraska (10/26/13 at 11 am)	42	W
Michigan State (10/31/09 at 7 pm)	39	W
Iowa (11/8/14 at 11 am)	38	W
Michigan (11/3/12 at 11 am)	37	L
Wisconsin (11/28/15 at 2:30 pm)	32	L
Purdue (10/10/09 at 11 am)	31	W
Northwestern (11/19/16 at 2:30 pm)	30	W
Michigan State (11/24/12 at 2:30 pm)	25	L
Iowa (11/27/10 at 2:30 pm)	23	W
Illinois (11/21/15 at 11 am)	22	W
Wisconsin (11/23/13 at 2:30 pm)	18	L
Ohio State (11/15/14 at 11 am)	15	L

YEAR-BY-YEAR RESULTS

Season	OVERALL			BIG TEN			Pts.	Opp.	Coach
	W	L	T	W	L	T			
1882	1	1	0				4	2	None
1883	1	2	0				9	8	Thomas Peebles
1884		No Games							
1885		No Games							
1886	0	2	0				13	27	Fredrick Jones
1887	2	0	0				22	0	Fredrick Jones
1888	1	1	0				22	16	Fredrick Jones
1889	3	1	0				46	28	D.W. McCord, Al McCord, F. Heffelfinger, B. Morse
1890	5	1	1				208	33	Tom Eck
1891	3	1	1				102	46	Edward "Dad" Moulton
1892	5	0	0				122	56	None
1893	6	0	0				148	38	"Wallie" Winter
1894	3	1	0				74	8	Tom Cochrane Jr.
1895	7	3	0				136	58	Walt "Pudge" Heffelfinger
1896	8	2	0	1	2	0	168	24	Alex Jerrems
1897	4	4	0	0	3	0	112	77	Alex Jerrems
1898	4	5	0	1	2	0	92	72	Jack Minds
1899	6	3	2	0	3	0	151	79	John Harrison & William C. Leary
1900	10	0	2	3	0	1	299	23	Dr. Henry L. Williams
1901	9	1	1	3	1	0	183	18	Dr. Henry L. Williams
1902	9	2	1	3	1	0	335	34	Dr. Henry L. Williams
1903	14	0	1	3	0	1	618	12	Dr. Henry L. Williams
1904	13	0	0	3	0	0	725	12	Dr. Henry L. Williams
1905	10	1	0	2	1	0	542	22	Dr. Henry L. Williams
1906	4	1	0	2	0	0	47	29	Dr. Henry L. Williams
1907	2	2	1	0	1	1	55	52	Dr. Henry L. Williams
1908	3	2	1	0	2	0	32	50	Dr. Henry L. Williams
1909	6	1	0	3	0	0	158	27	Dr. Henry L. Williams
1910	6	1	0	2	0	0	179	6	Dr. Henry L. Williams
1911	6	0	1	3	0	1	102	15	Dr. Henry L. Williams
1912	4	3	0	2	2	0	87	38	Dr. Henry L. Williams
1913	5	2	0	2	1	0	116	32	Dr. Henry L. Williams
1914	6	1	0	3	1	0	123	44	Dr. Henry L. Williams
1915	6	0	1	3	0	1	191	35	Dr. Henry L. Williams
1916	6	1	0	3	1	0	348	28	Dr. Henry L. Williams
1917	4	1	0	3	1	0	164	25	Dr. Henry L. Williams
1918	5	2	1	2	1	0	133	39	Dr. Henry L. Williams
1919	4	2	1	3	2	0	130	45	Dr. Henry L. Williams
1920	1	6	0	0	6	0	62	92	Dr. Henry L. Williams
1921	3	4	0	2	4	0	60	141	Dr. Henry L. Williams
1922	3	3	1	2	3	1	79	65	William Spaulding
1923	5	1	1	2	1	1	114	60	William Spaulding
1924	3	3	2	1	2	1	68	63	William Spaulding
1925	5	2	1	5	2	1	176	91	Dr. Clarence W. Spears
1926	5	3	0	2	2	0	269	64	Dr. Clarence W. Spears
1927	6	0	2	3	0	1	209	51	Dr. Clarence W. Spears
1928	6	2	0	4	2	0	182	36	Dr. Clarence W. Spears
1929	6	2	0	3	2	0	179	55	Dr. Clarence W. Spears
1930	3	4	1	1	3	0	126	81	Herbert "Fritz" Crisler
1931	7	3	0	3	2	0	191	72	Herbert "Fritz" Crisler
1932	5	3	0	2	3	0	86	42	Bernie Bierman
1933	4	0	4	2	0	4	64	32	Bernie Bierman
1934	8	0	0	5	0	1	270	38	Bernie Bierman
1935	8	0	0	5	0	0	194	46	Bernie Bierman
1936	7	1	0	4	1	0	203	32	Bernie Bierman
1937	6	2	0	5	0	0	184	50	Bernie Bierman
1938	6	2	0	4	1	0	97	38	Bernie Bierman
1939	3	4	1	3	4	1	154	82	Bernie Bierman
1940	8	0	0	6	0	0	154	71	Bernie Bierman
1941	8	0	0	5	0	0	186	38	Bernie Bierman
1942	5	4	0	3	3	0	152	91	Dr. George Hauser
1943	5	4	0	2	3	0	170	184	Dr. George Hauser
1944	5	3	1	3	2	1	225	162	Dr. George Hauser
1945	4	5	0	1	5	0	177	155	Bernie Bierman
1946	5	4	0	3	4	0	130	114	Bernie Bierman
1947	6	3	0	3	3	0	174	127	Bernie Bierman
1948	7	2	0	5	2	0	203	94	Bernie Bierman
1949	7	2	0	4	2	0	231	80	Bernie Bierman

YEAR-BY-YEAR RESULTS

Season	OVERALL			BIG TEN			Pts.	Opp.	Coach
	W	L	T	W	L	T			
1950	1	7	1	1	4	1	79	196	Bernie Bierman
1951	2	6	1	1	4	1	162	258	Wes Fesler
1952	4	3	2	3	1	2	131	171	Wes Fesler
1953	4	4	1	3	3	1	150	160	Wes Fesler
1954	7	2	0	4	2	0	195	127	Murray Warmath
1955	3	6	0	2	5	0	110	172	Murray Warmath
1956	6	1	2	4	1	2	127	87	Murray Warmath
1957	4	5	0	3	5	0	201	188	Murray Warmath
1958	1	8	0	1	6	0	115	157	Murray Warmath
1959	2	7	0	1	6	0	98	159	Murray Warmath
1960	8	2	0	6	1	0	228	88	Murray Warmath
1961	8	2	0	6	1	0	161	78	Murray Warmath
1962	6	2	1	5	2	0	131	61	Murray Warmath
1963	3	6	0	2	5	0	95	117	Murray Warmath
1964	5	4	0	4	3	0	136	131	Murray Warmath
1965	5	4	1	5	2	0	188	160	Murray Warmath
1966	4	5	1	3	3	1	124	160	Murray Warmath
1967	8	2	0	6	1	0	163	106	Murray Warmath
1968	6	4	0	5	2	0	207	190	Murray Warmath
1969	4	5	1	4	3	0	210	260	Murray Warmath
1970	3	6	1	2	4	1	180	237	Murray Warmath
1971	4	7	0	3	5	0	212	278	Murray Warmath
1972	4	7	0	4	4	0	185	304	Cal Stoll
1973	7	4	0	6	2	0	260	295	Cal Stoll
1974	4	7	0	2	6	0	161	332	Cal Stoll
1975	6	5	0	3	5	0	236	192	Cal Stoll
1976	6	5	0	4	4	0	201	211	Cal Stoll
1977	7	5	0	4	4	0	171	187	Cal Stoll
1978	5	6	0	4	4	0	210	267	Cal Stoll
1979	4	6	1	3	5	1	264	271	Joe Salem
1980	5	6	0	4	5	0	210	250	Joe Salem
1981	6	5	0	4	5	0	274	264	Joe Salem
1982	3	8	0	1	8	0	247	295	Joe Salem
1983	1	10	0	0	9	0	181	518	Joe Salem
1984	4	7	0	3	6	0	194	316	Lou Holtz
1985	7	5	0	4	4	0	293	240	Lou Holtz
1986	6	6	0	5	3	0	261	316	John Gutekunst
1987	6	5	0	3	5	0	257	262	John Gutekunst
1988	2	7	2	0	6	2	195	246	John Gutekunst
1989	6	5	0	4	4	0	263	283	John Gutekunst
1990	6	5	0	5	3	0	224	281	John Gutekunst
1991	2	9	0	1	7	0	104	302	John Gutekunst
1992	2	9	0	2	6	0	200	313	Jim Wacker
1993	4	7	0	3	5	0	253	354	Jim Wacker
1994	3	8	0	1	7	0	256	348	Jim Wacker
1995	3	8	0	1	7	0	272	368	Jim Wacker
1996	4	7	0	1	7	0	236	340	Jim Wacker
1997	3	9	0	1	7	0	238	334	Glen Mason
1998	5	6	0	2	6	0	229	249	Glen Mason
1999	8	4	0	5	3	0	368	196	Glen Mason
2000	6	6	0	4	4	0	375	318	Glen Mason
2001	4	7	0	2	6	0	308	299	Glen Mason
2002	8	5	0	3	5	0	376	319	Glen Mason
2003	10	3	0	5	3	0	503	285	Glen Mason
2004	7	5	0	3	5	0	361	273	Glen Mason
2005	7	5	0	4	4	0	429	348	Glen Mason
2006	6	7	0	3	5	0	376	338	Glen Mason
2007	1	11	0	0	8	0	315	440	Tim Brewster
2008	7	6	0	3	5	0	302	322	Tim Brewster
2009	6	7	0	3	5	0	272	309	Tim Brewster
2010	3	9	0	2	6	0	278	396	Tim Brewster/Jeff Horton*
2011	3	9	0	2	6	0	221	380	Jerry Kill
2012	6	7	0	2	6	0	287	321	Jerry Kill
2013	8	5	0	4	4	0	334	289	Jerry Kill
2014	8	5	0	5	3	0	369	314	Jerry Kill
2015	6	7	0	2	4	0	292	327	Jerry Kill/Tracy Claeys #
2016	9	4	0	5	4	0	381	287	Tracy Claeys

* - Brewster fired after seven (1-6) games; Horton named interim coach (2-3) // # - Kill resigned after seven (4-3) games; Claeys named head coach (2-4)

SERIES RECORDS

Hamline	1882	1903	7	6	1	0	.857
Haskell	1901	1928	4	4	0	0	1.000
High Schools	1887	1905	17	14	0	3	.911
Illinois State	1999	2004	2	2	0	0	1.000
Indiana State	1989	2016	3	3	0	0	1.000
Iowa Seahawks	1942	1944	3	0	3	0	.000
Lawrence	1903	1910	6	6	0	0	1.000
Macalester	1895	1903	5	5	0	0	1.000
Montana	1985	1985	1	1	0	0	1.000
Montana State	2008	2008	1	1	0	0	1.000
Municipal Pier (Chicago)	1918	1918	1	0	1	0	.000
Murray State	2001	2001	1	1	0	0	1.000
Navy	1962	1962	1	1	0	0	1.000
New Hampshire	2012	2012	1	1	0	0	1.000
North Dakota	1900	1974	19	19	0	0	1.000
North Dakota State	1898	2011	9	7	2	0	.778
Northern Iowa	1987	1987	1	1	0	0	1.000
Notre Dame	1925	1938	5	0	4	1	.100
Overland-Aviation	1918	1918	1	1	0	0	1.000
Pacific	1986	1994	2	1	1	0	.500
Pillsbury/Shattuck	1905	1905	1	1	0	0	1.000
Ripon	1929	1931	2	2	0	0	1.000
Rush Medical Center	1898	1898	1	1	0	0	1.000
St. Thomas (Minn.)	1904	1918	3	3	0	0	1.000
Shattuck	1886	1904	9	5	4	0	.556
South Dakota	1904	2010	11	9	2	0	.818
South Dakota State	1916	2009	6	6	0	0	1.000
Wabash	1925	1926	2	2	0	0	1.000
Western Illinois	2013	2013	1	1	0	0	1.000
Wichita State	1985	1985	1	1	0	0	1.000
Totals			205	163	32	10	.819
All-Time Record			1,236	683	509	44	.570






1904 NATIONAL CHAMPIONS

In 1904, Minnesota went 13-0 and outscored its opponents by an unthinkable total of 725-12 and shut out 12 of its 13 opponents. The 725 points remains the second-most ever scored by a major college football team (FBS) in a season, just behind Harvard's total of 765 set in 1886. Minnesota's 146-0 victory over Grinnell was the most lopsided victory in college football history for 13 years. The only time the Gophers were challenged during the 1904 season was a 16-12 decision over Nebraska on October 29 and an 11-0 shutout of Iowa on the road to end the season. Seven of Minnesota's 13 victories were by at least 47 points.


Moses Strathern was named a First Team All-American while Walton Thorpe and quarterback Sigmund Harris were named Third Team All-Americans.

The Gophers, under head coach Henry Williams, had established themselves as one of the dominant programs in the nation during this period, owning a 35-game unbeaten streak from 1903-05.

The Gophers were awarded the 1904 national title by Billingsley while Michigan and Pennsylvania were given national titles for the 1904 season by other organizations retroactively. All national titles prior to the beginning of the Associated Press wire poll in 1936 were decided retroactively by math formulas or historical research groups.



Moses Strathern (above) and Sigmund Harris (below) were named All-Americans in 1904.





1934 NATIONAL CHAMPIONS

The Golden Gopher football program is one built strongly on tradition. After winning the first-ever Big Nine team title in 1900 and outscoring opponents by an incredible 618-12 margin in 1903, the University of Minnesota football team finally won its first national championship in 1934.

Under the leadership of third-year coach Bernie Bierman, the Golden Gophers averaged 33.7 points during the 1934 campaign, relying heavily on a potent running attack. The running game accounted for nearly 295 of the 325 yards the Maroon and Gold averaged each game. The Golden Gophers were equally productive on the defensive side of the ball, shutting-out four of their eight opponents, while holding them to a meager 4.7 points and 103 yards per game.

Three players led Minnesota while earning All-America honors — Francis “Pug” Lund, Bill Bevan and Butch Larson, who earned the honor for a second straight year. Larson became only the fourth Golden Gopher to earn All-America status for two straight years, and is among 14 players to date in Minnesota history to earn such a distinction. In addition to Lund, Bevan and Larson, the Golden Gophers featured three more All-Big Ten players. Perhaps the biggest key to Minnesota’s success, however, was a running attack which saw eight different players score touchdowns during the season, led by Stan Kostka with nine touchdowns, including a four-touchdown game.

The talented Golden Gopher team cruised through the first two games of the season with a 56-12 pounding of North Dakota State and a 20-0 victory over Nebraska.


After two weeks of rest, Minnesota looked flat against the Pittsburgh Panthers. They trailed 7-0 after three quarters and were destroyed in nearly every statistical category. The Golden Gophers’ hopes for a perfect season were fading. Minnesota was down, but they were not beaten. In the fourth quarter, Larson took the game over by recovering a fumble which led to a touchdown. On the very next series, he threw the winning pass into the end zone. Minnesota’s dream for a title refused to die.

The following weekend, the Golden Gophers rebounded in style by crushing the rival Iowa Hawkeyes in Iowa City, Iowa, 48-12. Head Coach Bernie Bierman couldn’t have been happier with his team’s reaction to their sub-par performance against Pittsburgh. The Golden Gophers held the Hawkeyes to 129 total yards. Minnesota, on the other hand, had little problem moving the ball as they racked up an astounding 514 yards on offense, all of them coming from the running game. Minnesota was led by the exceptional performance of Kostka, who had another outstanding game, scoring three touchdowns, as well as Julius Alfonso, who rushed for two scores.


After dismantling Iowa, Minnesota was still eager to get back on the field. The next opponent was Michigan, and the Golden Gophers sought revenge. They had not brought the Little Brown Jug back to Memorial Stadium since 1927. Michigan came into Minneapolis sporting a 1-3 record and as the game progressed, proved that a vast talent gap existed between the two teams. Minnesota breezed by the Wolverines 34-0 and the Golden Gopher defense continued to impress crowds as they held Michigan scoreless on a mere 56 total yards for the game. In the meantime, the Maroon and Gold running attack never lost a step as five different players scored touchdowns.

The Golden Gophers continued to roll over opponents in the ensuing weeks, beating Indiana 30-0 and Chicago 35-7. Indiana gained a grand total of zero yards against the smothering Minnesota defense, while Chicago was able to manage 82 yards. With four solid games since the Pittsburgh scare, Bierman and the Golden Gophers had every right to be confident about their chances of winning a conference and national championship heading into Wisconsin.

The Badgers were not a high-scoring team, nor did they allow teams many touchdowns. On this day, however, the Golden Gophers flexed their muscle and scored 34 points against a defense that had only allowed 50 previously. With the victory over Wisconsin, Minnesota wrapped up its perfect season and first national championship.



Minnesota’s 1934 national title team had three All-Americans in Butch Larson, Pug Lund and Bill Bevan.





1935 NATIONAL CHAMPIONS

Bernie Bierman started his fourth season as the head football coach at Minnesota in 1935. After leading the Golden Gophers to their first national championship in 1934, expectations ran high for both Bierman and the team.

While the Golden Gophers were hurt by the graduation of three All-Americans from the 1934 season, three other players stepped up their play to earn the same honor in 1935. Tackles Ed Widseth and Dick Smith, along with guard Bud Wilkinson earned All-America honors, while quarterback Babe LeVoir and fullback Sheldon Beise joined the All-America threesome on the All-Big Ten team.

Minnesota opened the 1935 season with a schedule mirroring the previous season with games against North Dakota State and Nebraska to start the year. While the outcome was ultimately the same with the Golden Gophers netting two victories, the offensive production was not quite as stunning. After defeating NDSU 26-6, Minnesota traveled to Lincoln, Neb., to take on the Cornhuskers.

Nebraska showed improvement from the previous season when the Golden Gophers rolled over them 20-0. Minnesota headed into the second quarter trailing 7-6, but was able to put another touchdown on the board before the half to lead 12-7. Nebraska's defense was outstanding the remainder of the game and did not allow the Golden Gophers another touchdown. The Minnesota defense was just as stellar, however, and the Golden Gophers walked away from Lincoln with a 12-7 victory.

While Minnesota's offense was not putting up the same numbers as 1934, the Golden Gopher defense remained just as stifling. Against Nebraska the defense allowed only five first downs and 110 yards, so it was no surprise when Tulane ran into the same brick wall the next weekend in Minneapolis.

The visitors from Louisiana could do nothing right against Minnesota's superior defense, which held them to a mere 60 yards for the game. Minnesota's offense was still sputtering, however, as it managed only 183 total yards, all of them on the ground. The Golden Gophers beat Tulane soundly by a score of 20-0, but there was a bit of concern surrounding offensive production heading into the Northwestern game.

The last time the Golden Gophers played Northwestern was in 1933 when the two teams battled to a 0-0 tie. The result in 1935 was much the same and after three quarters Minnesota held a meager 14-13 lead. Northwestern threatened to move into scoring position late in the fourth quarter, but Wilkinson intercepted a Wildcat pass and returned it to the Northwestern 15-yard line. The Golden Gophers went on to score a touchdown and earn a hard-fought 21-13 win.


If there was any concern over the status of Golden Gopher football after the Northwestern game, Bierman's squad was quick to put it to rest. The Northwestern game was the turning point for Minnesota.

After Northwestern, the Golden Gophers went on to pound opponents by a total score of 115-20 and Beise scored five of his seven touchdowns for the season in those four games. The Minnesota offense seemed to be back on track, but it was tested one last time against the University of Iowa.

The Iowa game held a bit more importance for Minnesota than it had in years past. After the 1934 game in which Minnesota had knocked Iowa's star running back Ozzie Simmons out of the game, Iowa fans were livid and talks of post game mobs buzzed throughout Iowa City. Governor Clyde Herring expressed the same emotion and said, "If the officials stand for any rough tactics like Minnesota used last year, I'm sure the crowd won't."

This caused some concern for Minnesotans and Governor Floyd Olson. In attempt to cool tempers on both sides, Olson bet a prize Minnesota hog against a prize Iowa hog as a friendly gesture. So began the tradition of "Floyd of Rosedale," with the Golden Gophers winning a clean, hard-fought game 13-6 and Olson earning himself a prize Iowa hog.

Minnesota cruised through the remainder of its schedule, beating Michigan, 40-0, and Wisconsin, 33-7. Once again the Golden Gophers had wrapped up an undefeated season and also a national championship by beating the Badgers.



Minnesota's 1935 national title team had three All-Americans in Bud Wilkinson, Dick Smith and Ed Widseth.





1936 NATIONAL CHAMPIONS

Prior to the 1936 football season, the Minnesota football team had gone 24 games without a loss and won back-to-back national titles in both 1934 and 1935. Needless to say, a national championship trend had caught on at the U of M, so the goals for 1936 proved to be no different.

What was going to be different about the 1936 season was the level of competition that the Maroon and Gold would face. Instead of beating up on smaller schools in non-conference games, Head Coach Bernie Bierman added two tough games to the schedule. Rather than playing North Dakota State and Tulane, the Golden Gophers would travel to the University of Washington to take on the fifth-ranked Huskies, and then the University of Texas at home. The tough schedule combined with previous struggles the Golden Gophers had experienced against Northwestern and Nebraska, appeared to present a challenge for the two-time national champions.

Minnesota was set to open the 1936 season against Washington in Seattle, but it was a game that almost did not happen.

The Golden Gophers boarded the train in Minneapolis on Tuesday of that week for a four-day trip to the Pacific Northwest. Coach Bierman scheduled two practices along the way, one in Miles City, Mont., and one in Spokane, Wash., but it was a one-night stay in Missoula, Mont., that almost cost Minnesota its chance with the Huskies.

Asleep in the Florence Hotel in Missoula, the Golden Gophers were forced to wake up around 3 a.m. after it was discovered the building was on fire. The fire destroyed most of the hotel, forcing the team to return to the train for the remainder of the evening. Luckily, nobody was hurt in the disaster.

Once in Seattle, as expected, the game proved a tough one for Minnesota. The stadium was packed with 40,000 Washington fans cheering for the local team. The Huskies tied the Golden Gophers, 7-7, in the third quarter, but to no avail.

The play of Minnesota's Bud Wilkinson and Julian Alfonso proved too much for Washington. Wilkinson knocked down several Washington passes and kicked two extra points before catching a 60-yard pass to put the Golden Gophers in scoring position in the fourth quarter. Alfonso almost single-handedly shut down the Husky offense as he intercepted three passes at the goal line and led Minnesota's ground attack. As a result, Minnesota's win-streak remained in tact as they defeated Washington 14-7.

After narrowly escaping from Seattle with a victory, the Golden Gophers returned home to take on Nebraska the following week. With a grueling trip behind them and an improved Cornhusker team on the field, Minnesota had a difficult time with the second game of the year as well. Nebraska put up a valiant fight, but the Golden Gopher defense foiled the Cornhuskers who could not find the end zone in a 7-0 Minnesota win.

The first two games of the season had threatened Minnesota's win streak, but the next two games left no doubt why the Golden Gophers were the reigning two-time defending national champions. Minnesota romped over Purdue 33-0, and handed Michigan a 26-0 loss to bring home the Little Brown Jug for the third year in a row.

The two solid victories against Michigan and Purdue led into another huge game for the Golden Gophers at Northwestern. Northwestern was highly-ranked in the national polls and it appeared as if this game would determine the Big Ten and possibly the national champion.

Game day conditions were less than ideal as wind and rain persisted throughout the game, hindering ball movement by both teams. Neither team made a serious threat to score in the first half and all statistics were virtually even. The scoreless battle continued until the fourth quarter.

The Wildcats scored at the beginning of the fourth quarter, but failed to convert the extra point attempt. Minnesota put together three furious drives, all edging inside Northwestern's 20-yard line. The Golden Gophers were on the brink of defeat for the first time in 28 games. The Maroon and Gold saw their last chance slip away as a fourth down pass into the end zone was batted away with less than six minutes left. Minnesota's win streak was over. Northwestern dealt the Golden Gophers their first defeat in three years.

Minnesota came out of the Northwestern game with something to prove. They did just that. The Golden Gophers ripped through Iowa, 52-0, to bring home Floyd of Rosedale for the second consecutive time. They also crushed Texas, 47-19, and finished off the season against Wisconsin with a 24-0 victory.

Amazingly enough, even with a loss and no Big Ten Conference title, Minnesota was still voted the 1936 national champion. The Golden Gophers may have lost to Northwestern, but allowed only two other opponents to score. The thorough dominance Minnesota had demonstrated earned them an unprecedented third straight national championship.



Bernie Bierman led Minnesota to its third straight national title in 1936.



1940 NATIONAL CHAMPIONS

After three straight national championships from 1934-36, the University of Minnesota suffered its first losing season under legendary coach Bernie Bierman in 1939 when it finished 3-4-1. The experience proved a humbling one for the Golden Gophers who were not accustomed to losing and the result was unpredictable. Minnesota rallied from a mediocre season to win its fourth national championship in 1940.

The Golden Gopher offense was highlighted by the dynamic running tandem of George Franck and Bruce Smith who, together, combined to score over 60 percent of the touchdowns for the Maroon and Gold. Smith starred by scoring winning touchdowns on three separate occasions, while Franck was named an All-American at the conclusion of the season — highlighted by his four touchdowns against the University of Iowa.

Before Minnesota could face a Big Ten opponent, they had to battle with such highly-touted non-conference teams as Washington and Nebraska. Fortunately for the Golden Gophers, both games were at Memorial Stadium.

Heading into the 1940 season, Minnesota had never lost to Washington. The Huskies were ready to change that. Though Minnesota was outplayed in nearly every offensive category, a combination of outstanding kick returns and tough defense allowed the Golden Gophers to squeak by 19-14.

The Golden Gophers were never supposed to get by the Huskies and defeating Nebraska the following weekend seemed even more unlikely. Nebraska knew about the outstanding two-touchdown performance Franck displayed against Washington. Minnesota would have little chance if the Cornhuskers could shut down the running game.

Nebraska's game plan worked wonders on Franck and Smith. What they had not counted on was the superb play of William Daley and William Johnson, who gained nearly 300 yards on the ground for the Golden Gophers. Minnesota's defense once again showed it was golden as it held Nebraska to only 25 yards on the ground. This took the Cornhuskers out of their game and vaulted Minnesota to a 13-7 victory.


Minnesota kept up its streak of close games when it defeated Ohio State 13-7. The Golden Gophers were soundly beaten on paper, and most likely would have been beaten on the scoreboard had it not been for the stellar play of Smith and his two touchdowns.

The next week, Franck finally broke open the Minnesota offense with his four touchdown performance in the Golden Gophers' 34-6 drubbing of Iowa. The celebration would not last long, however, as Minnesota next faced Northwestern — a team that had beaten the Golden Gophers for two straight seasons.

The way Minnesota was playing, Northwestern did not figure to be an overly difficult opponent. They were much improved, however, and the Golden Gopher — Wildcat game had a tradition of being battles to the end. From 1932 to 1949, no Minnesota — Northwestern game was ever decided by more than a single touchdown. The same held true in 1940 as the Golden Gophers edged out Northwestern 13-12. Were it not for two missed point-after attempts by the Wildcats, Minnesota's dream season may have been over.

If college football fans missed the Northwestern game, the game against Michigan proved to be a near carbon copy. Minnesota won, 7-6, once again as a result of a missed point-after attempt. Smith proved to be a major factor in the game as he gained 116 of Minnesota's 205 total yards and scored the lone Golden Gopher touchdown.

After winning two very close games against two quality Big Ten opponents, Minnesota headed into the final two games of the season excited about its chances of bringing a national championship back to Minnesota after a three-year absence. To do so, they would have to get by Purdue and Wisconsin. Neither team proved to be a match for the Golden Gophers as they beat Purdue 33-6, before defeating Wisconsin in the final game of the season, 22-13, to win their fourth national championship in seven years.



George "Sonny" Franck was an All-American in 1940.



1941 NATIONAL CHAMPIONS

After returning to the national spotlight in 1940, expectations for the 1941 Golden Gophers were high once again. On top of an already difficult Big Ten schedule, Minnesota had to go to battle once again with national powers Nebraska and Washington. But talk of another title flowed freely throughout Memorial Stadium.

The real superstar, and the key to Minnesota's national title hopes, proved to be Bruce Smith. While Smith was only the third leading rusher on the team, his outstanding play and attitude on the field earned him widespread recognition. He not only earned All-Big Ten and All-America status, but also became Minnesota's first and only player to ever win the Heisman Trophy. While Smith's individual accomplishments were among the greatest in Minnesota history, the fight that the Golden Gophers put up during the 1941 season was every bit as exciting.

Minnesota opened the 1941 campaign against Washington in Seattle. The Huskies had established themselves as a dominant force, and games between the two teams traditionally proved to be very close.

This season's match-up was to be more of the same. The Golden Gophers managed only 213 yards on the ground, 189 of them between Smith and Bill Daley. In the end it was the Minnesota defense who prevailed, smothering its opponent time after time as the Maroon and Gold escaped from Seattle with a 14-6 victory.

Minnesota opened its Big Ten schedule with the conference doormat, Illinois. As expected, the Golden Gophers rolled over the Orange and Blue 34-6. It proved to be a good preparatory game before another non-conference tilt against Pittsburgh.

Minnesota had not played Pittsburgh since the Golden Gophers won their first national championship in 1934. The Panthers gave Minnesota everything they wanted and more in 1934, but 1941 proved to be a different story. Minnesota dominated the Panthers in every aspect of the game. Despite fumbling the ball away four times, the offense racked up 39 points, while the defense stood strong by intercepting two passes and not allowing the Panthers a taste of the end zone.

After the Pittsburgh game, the Maroon and Gold headed into the meat of its schedule against Michigan, Northwestern, Nebraska, and Iowa. It was clear that if the Golden Gophers wanted to repeat as national champions that this stretch of the schedule would determine just how good the team truly was.

Michigan and Northwestern appeared to be the two greatest threats to Minnesota's title hopes. Both teams had established themselves among the best in the conference and historically had given Minnesota fits. History was on Minnesota's side, however, as they had emerged with victories in almost every close game in the past 10 seasons.

Michigan was looking to rain on Minnesota's national championship parade after the Golden Gophers had defeated them on Bruce Smith's lastminute touchdown the previous season. Michigan was able to contain Smith and Daley reasonably well, but in the end the Wolverine offense could not beat Minnesota's defense and the Golden Gophers squeaked out a 7-0 victory.


Northwestern wanted revenge much the same as Michigan since Minnesota had come away with a one point victory the previous season. Northwestern had luck on its side as Smith was injured and unable to carry the ball for the Golden Gophers. It appeared as if the elements were in line for the Wildcats to dethrone the reigning national champions. It was not to be however. Without Smith, Bud Higgins stepped up his game to gain 96 yards for the Golden Gophers and lead them to another exciting one point win over Northwestern, 8-7.

Minnesotans were somewhat concerned with their chances to win without Smith on the field. Against Iowa Head Coach Bernie Bierman chose to sit Smith out and not risk further injuring his knee. After one quarter, the Golden Gophers had not gained a single yard on the ground. Smith realized that if Minnesota was to win another championship he had to contribute. After convincing coach Bierman to put him in the game, Smith put the Golden Gophers in position to score three touchdowns. While Smith did not gain a large number of yards, he had helped to keep the Minnesota championship hopes alive.


The Golden Gophers closed out their season playing the University of Wisconsin. For the fifth time in eight years, Minnesota beat the Badgers to end the season and wrap up a national championship, making Bernie Bierman the winningest coach in school history.



Bruce Smith won the Heisman Trophy and was a first team All-American in 1941.



Dick Wildung was named a first team All-American in 1941.



1960 NATIONAL CHAMPIONS

The 1960-61 athletic season proved to be one of the most productive ever for the University of Minnesota Athletics Department. Swimmer Steve Jackman won the NCAA 100-yard freestyle while setting the American record, and the hockey team placed third at the NCAA Tournament. The crowning achievements, however, were the two national championships the school won. Baseball won its second national title in four years, while the Minnesota football team returned to national prominence by winning its sixth national title.

Murray Warmath entered his seventh season as the Minnesota head football coach on the heels of three consecutive losing seasons.

Expectations to start the season were not very high as the Golden Gophers were not ranked by a single news service. To add insult to pre-season injury, Minnesota lost to the alumni squad 19-7. The outlook for the 1960 season did not appear to be a bright one.

The Golden Gophers opened the season against Nebraska, a game which virtually no one gave Minnesota a chance to win. Minnesota surprised everyone, thanks to strong performances by All-America lineman Tom Brown and quarterback Sandy Stephens. Stephens completed 5-of-6 pass attempts and kept Nebraska pinned deep by averaging 40.1 yards per punt on seven boots.

Minnesota's 26-14 win over Nebraska did not quiet doubters in the least and was considered a fluke. The Golden Gophers headed into the Big Ten schedule with something to prove.

Minnesota opened the Big Ten season with an impressive 42-0 rout of Indiana. Minnesota's offense sputtered in the first three quarters, but exploded for four touchdowns in the final quarter — two within 60 seconds of each other.


The Golden Gophers next looked to a Northwestern team which had beaten them in each of the previous two years. It looked to be a good challenge for Warmath's undefeated team, especially since they had to contend with Northwestern's outstanding quarterback, Dick Thornton. Minnesota's offense stole the show the week before, and now it was the defense's turn to star against Northwestern. Tom Brown repeatedly leveled Thornton on rushing attacks and held him to minus-14 net yards rushing. When Brown was not stopping Thornton on the ground, he was forcing him into poor passing decisions as the U of M came away with a 7-0 victory over the Wildcats.

The Golden Gophers established their defense as among the toughest in the conference, but against Illinois the Golden Gophers flip-flopped positions and they took an outstanding offensive performance to wrap up the game. Stephens starred by scoring all three Minnesota touchdowns en route to a 21-10 win. Minnesota realized that they must play consistently on the offensive side of the ball in order to keep winning.

Warmath managed to get more consistency out of his offense the next three games, while the defense continued to stifle opponents. The Golden Gophers beat Michigan, 10-0, then went on to defeat Kansas State and Iowa, 48-7 and 27-10, respectively. Minnesota appeared to be rolling with only two games remaining in the regular season.

The Purdue Boilermakers were among the worst teams in the conference in 1960 and looked to pose little problem for the seemingly unstoppable Golden Gophers. Minnesota showed flashes of the alumni game, however, and was shocked 23-14 at Memorial Stadium. The loss was huge. It vaulted Iowa into first place in the major polls, and put Minnesota in a tie for first in the Big Ten. The Golden Gophers had a must-win game against Wisconsin to end the season.

The Badgers were also a fairly weak team, but there would be no repeat upset over the Golden Gophers in the final game of the season as Minnesota cruised to a 26-7 victory. Minnesota's win, coupled with an 8-1 record, earned them enough votes to take over first place from Iowa in both the final AP and UPI polls. The Golden Gophers had earned their sixth national championship and first-ever trip to the Rose Bowl in the process.



Tom Brown won the Outland Trophy and was a first team All-American in 1960.



LITTLE BROWN JUG

Minnesota vs. Michigan

The story of “The Little Brown Jug,” neither little nor brown, began at the turn of the century. The fabled “point-a-minute” Michigan football squads, coached by Fielding Yost, were destroying everyone in the nation, and had won 28 straight games heading into Minneapolis in 1903.

The pregame revelry pulsed through the campus. Minnesota had one of its best teams in school history and expected to give Yost’s squad a run for their money. Before the game, students paraded across the field with various painted livestock, while fans filtered into the stadium from a constant stream of arriving streetcars. The 20,000 fans, positioned in bleachers, as well as atop trees and telephone poles, remained civil until the Gophers scored a second-half touchdown that tied the score at 6-6. At this point, fans stormed the field in celebration, causing pandemonium so great that the game had to be called with two minutes remaining on the clock.

On the morning following the contest, Minnesota custodian Oscar Munson carried an earthenware water jug to the office of L. J. Cooke, head of the athletics department. Munson pronounced in a heavy Scandinavian accent, “Jost left his jug.” Still giddy from the tie, they decided to keep the prize, and painted on its side “Michigan Jug - Captured by Oscar, October 31, 1903,” and the score, “Minnesota 6, Michigan 6.” The Minnesota score appeared comically “as big as a house,” dwarfing the Michigan score beside it. Yost sent a letter asking Minnesota to return the jug. Cooke wrote back “if you want it, you’ll have to win it.”

The two teams didn’t play again until 1909. Michigan won the game that year, and Minnesota dutifully returned the jug. In 1910, Michigan left the conference, and Minnesota didn’t have a chance to win it back until 1919. That year the Gophers, led by their star Arnie Oss, stormed into Ann Arbor and pounded the Wolverines 34-7 on their own Ferry Field. When Minnesota asked for the symbolic trophy at the end of the game, their rivals couldn’t find it. But the Gopher players persisted, and Wolverine equipment man Henry Hatch came up with it after a short time, saying that he found it “overgrown behind a clump of shrubbery near the gym.” Later, Minnesota historians said, “. . . but most likely it was found in a trophy case inside the gymnasium, easily dusted off and proudly brought back to Minnesota.”

Cooke took out his paint brush again to paint that year’s result. In the end, his two artistic attempts had taken up the whole surface of the five gallon jug, so when Michigan took it back the next year, the two schools decided to give the entire jug a colorful gloss. Now, the results of 96 games — including two in one season (1926) — are embossed on its sides: 70 won by Michigan, 23 by Minnesota, and three ties. Due to the Big Ten’s unbalanced schedule, Minnesota and Michigan did not face each other in either 1999 or 2000, breaking a consecutive streak of annual contests that dated back to the 1929 season.

After a 20-year absence, Minnesota returned the jug to its original home with a last-second victory over Michigan in 2005 in Ann Arbor. Following a 61-yard run by Gary Russell with just over a minute remaining, Jason Giannini hit a 30-yard field goal as time expired, giving the Gophers the 23-20 victory.

In 2014, Minnesota scored 30 straight points to once again win the Little Brown Jug in Ann Arbor by the score of 30-14. David Cobb ran for 183 yards and the Minnesota defense limited Michigan to just 171 total yards of offense in the rout. In jubilation of their first win against the Wolverines since 2005, the Gophers stormed the Michigan sideline to secure the prodigious prize.

Cooke once mused on the strange power within the stoneware crock, “I sometimes think that the jug has been filled with spirits, not alcoholic, but the disembodied spirits of the countless players who have fought for it on the gridiron...”

In many ways, the jug represents the history of college football. It overflows with historic battles for national and conference championships, and may indeed be filled with the spirits of gridiron men who went on to win Heisman Trophies and Hall of Fame honors. It is the most famous of all college rivalry trophies, and no other inanimate object comes close to the aura of tradition like the Little Brown Jug.



MICHIGAN (70)

1909	1947	1974	1994
1910	1948	1975	1995
1920	1949	1976	1996
1921	1951	1978	1997
1922	1952	1979	1998
1923	1954	1980	2001
1924	1955	1981	2002
1925	1957	1982	2003
1926	1958	1983	2004
1926	1959	1984	2006
1929	1964	1985	2007
1930	1966	1987	2008
1931	1968	1988	2011
1932	1969	1989	2012
1943	1970	1990	2013
1944	1971	1991	2015
1945	1972	1992	
1946	1973	1993	

MINNESOTA (23)

1919	1938	1956	1967
1927	1939	1960	1977
1934	1940	1961	1986
1935	1941	1962	2005
1936	1942	1963	2014
1937	1953	1965	

TIES (3)

1903
1933
1950



FLOYD OF ROSEDALE

Minnesota vs. Iowa

The states of Minnesota and Iowa battle it out every year in college football, when their teams face each other in one of the most emotional rivalries in the country. The winner of the game earns the right to keep the bronze statue of a pig called "Floyd of Rosedale."

The year was 1935, and emotions were running hot heading into the Minnesota-Iowa game. Bernie Bierman's Gophers were 5-0, and Ossie Solem's Hawkeyes were 4-0-1. Iowa had recently been reinstated to eligibility following a suspension for slush-fund violations, a suspension that had been ardently supported by a Minnesota representative. To make matters worse, Iowa fans still remembered the contest from the year before, when Minnesota players had roughed up Hawkeye star Ozzie Simmons so badly that he had to leave the game because of injuries.

The game in 1935 was at Iowa, and the host state had not forgotten either of the incidents. Iowa Governor Clyde Herring incited the fans and joined in the bitter feelings toward the state to the north and its football squad by saying, "If the officials stand for any rough tactics like Minnesota used last year, I'm sure the crowd won't."

Greatly alarmed, Minnesota's Governor Floyd Olson tried to cool the hot heads of fans on both sides of the border with his telegraphed answer to Herring. "Minnesota folks are excited over your statement about Iowa crowds lynching the Minnesota football team. I have assured them you are law abiding gentlemen and are only trying to get our goat...I will bet you a Minnesota prize hog against an Iowa prize hog that Minnesota wins."

The diplomatic tactic eased the tension, and the game was a hard-fought, but cleanly played, 13-6 Minnesota victory. More importantly, no mob of angry fans got involved in any postgame, extracurricular activity. The Golden Gophers brought home "Floyd of Rosedale," an award-winning prize pig which had been donated by Allen Loomis, the owner of Rosedale Farms near Fort Dodge, Iowa, and named after the Minnesota governor.

A few days later, Governor Herring collected Floyd and personally walked him into Governor Olson's carpeted office. About the same time, news surfaced that an Iowa fan had sworn out a warrant charging Herring with gambling. Olson good-naturedly offered asylum, but Herring declined. "I might have to go home and write out a pardon for myself," Herring joked.

Governor Olson later offered Floyd up as the grand prize in a state-wide essay-writing contest, which was won by 14-year old Robert Jones. Jones later sold the hog to the U of M. A year later, the University sold Floyd to J.B. Gjerdrum, a breeder who lived near Mabel, Minn., on the Iowa-Minnesota border, for "about \$50" according to Gjerdrum. Sadly, in a death most unbecoming a figure of such stature, Floyd passed on to that great pigpen in the sky. As Gjerdrum noted, "We had him about a year. There was hog cholera around...One day he just leaned up against a straw pile and died."

The spirit of good sportsmanship embodied by Floyd lives on in the form of a 15 1/2-inch high, 21-inch long bronze statue of the prize hog. The sculpture was commissioned by Governor Olson and created by Charles Brioschi, a St. Paul artist.

Minnesota has dropped two straight in the series with Iowa with its last win coming in 2014. That year, the Gophers routed the Hawkeyes 51-14. The Gophers scored 51 straight points as they earned their largest margin of victory against Iowa (37 points) since they beat the Hawkeyes 49-7 in 1998. Mitch Leidner tossed four touchdowns in the triumph, with three of them going to All-American tight end Maxx Williams. The Gopher defense limited Iowa to just 205 yards of total offense.

Every year, since 1935, these two border-state rivals have fought for the right to pen the bronze pig in their own trophy case. Every college football season, Minnesota and Iowa fight for "Floyd of Rosedale," a symbol of how interstate tension can be averted through athletic competition.



IOWA (38)

1939	1963	1991	2005
1945	1968	1993	2007
1947	1976	1994	2008
1950	1977	1995	2009
1953	1982	1996	2012
1955	1983	1997	2013
1956	1985	2001	2015
1957	1986	2002	2016
1958	1987	2003	
1959	1988	2004	

MINNESOTA (42)

1935	1949	1971	1990
1936	1952	1972	1992
1937	1954	1973	1998
1938	1960	1974	1999
1940	1961	1975	2000
1941	1962	1978	2006
1942	1964	1979	2010
1943	1965	1980	2011
1944	1966	1981	2014
1946	1967	1984	
1948	1969	1989	

TIES (2)

1951
1970



PAUL BUNYAN'S AXE

Minnesota vs. Wisconsin

At 126 games and counting, the series between Minnesota and Wisconsin ranks as the longest in the Football Bowl Subdivision of NCAA Division I; and "Paul Bunyan's Axe" has the history of one of college football's fiercest rivalries emblazoned on its six-foot long handle. The first game in the series, a 63-0 Gopher victory in 1890, is printed on the handle near the axe's head. The results of every successive game line the handle in red ink. There have been so many games that the scores scroll up and down the width of both sides of the handle, and school officials have resorted to writing scores on the narrow edges of the six-foot shaft.

By 1930, "Paul Bunyan's Axe" wasn't even created, although the rivalry had already reached feverish levels. The 1906 game was canceled by President Theodore Roosevelt, who had decided to cool off heated college football rivalries, because of injuries and deaths on the field. In 1914, Minnesota faced the Badgers for the Gophers' first Homecoming game; likewise, Wisconsin hosted Minnesota for the Badgers' first in 1919. Between the years 1923 and 1925, the teams battled to three straight ties.

To symbolically capture the amazing atmosphere of the annual match-up, Dr. R.B. Fouch of Minneapolis fashioned a bacon slab out of black walnut to serve as the traveling trophy that he hoped would compare to the well-known "Little Brown Jug," which Minnesota and Michigan played for every year. The "Slab of Bacon," first played for in 1930, had a football carved on top inscribed with an "M" or "W", depending on how you held it. The idea was that the winning team would "bring home the bacon."

But in the early 1940s, the Slab of Bacon became the "Missing Slab of Bacon." Peg Watrous, who was the president of Wisconsin women students at the time, relates that she and her counterpart from Minnesota were to have a symbolic exchange after the game, whereby the trophy would be awarded to the winning team. Minnesota won, but in characteristic fashion, a postgame melee broke out on the field, with students and spectators running crazy over the field. Watrous couldn't find her counterpart, and was left "holding the bacon," as it were. "I have no memory of what happened after that... The whole thing was a dud, as I feared it would be," Watrous remembered good-humoredly, "and someone in charge probably hid the bacon."

But the two teams had to play for something, so in 1948 the Wisconsin W Club instituted "Paul Bunyan's Axe" as a trophy more befitting the grand rivalry between the two schools. The annual battles have survived so long that in the '60s the teams started to print the games' final scores smaller and smaller, scrunching the numbers and letters in order to avoid reaching the end of the axe's shaft. But the series continued to roll, and the last game to be painted on the broad face of the handle was in 1980. The subsequent games appear on the narrow side of the handle.

The Slab of Bacon was back in the news in the summer of 1994, when the long-lost trophy was found after a Camp Randall Stadium storage room was cleaned out. Wisconsin officials estimated that it had been missing since 1945; yet the scores of every Wisconsin-Minnesota game from 1930-70 were printed on the back of the slab. It is one of those



WISCONSIN (42)

1950	1974	1995	2008
1951	1976	1996	2009
1954	1978	1997	2010
1957	1979	1998	2011
1958	1980	1999	2012
1959	1981	2000	2013
1961	1982	2002	2014
1962	1983	2004	2015
1964	1988	2005	2016
1966	1991	2006	
1970	1992	2007	

MINNESOTA (24)

1948	1967	1975	1989
1949	1968	1977	1990
1955	1969	1984	1993
1960	1971	1985	1994
1963	1972	1986	2001
1965	1973	1987	2003

TIES (3)

1952
1953
1956

MOST PLAYED FBS RIVALRIES

Series	Games
Minnesota-Wisconsin	126
Miami (OH)-Cincinnati	121
North Carolina-Virginia	121
Missouri-Kansas	120
Auburn-Georgia	120
Oregon-Oregon State	120

Twilight Zone-esque mysteries that remains unexplained, and contributes to the legend of Minnesota's and Wisconsin's "Border Battle" rivalry.



GOVERNOR'S VICTORY BELL

Minnesota vs. Penn State

Like Floyd of Rosedale, Minnesota's fourth and most recent traditional game trophy was founded by a pair of state governors.

Then-acting Governor Mark Singel of Pennsylvania and former Governor Arne Carlson of Minnesota established the Governor's Victory Bell on Sept. 4, 1993, the date of the first Minnesota-Penn State game. The contest, which took place at Beaver Stadium on the Penn State campus, marked the first game between the two teams and also signified the inaugural Big Ten game for the Nittany Lions.

"As the Nittany Lions' initial conference opponent, Minnesota always will occupy a special place in Penn State football history, and we think it is appropriate to mark the occasion in this distinctive fashion," said Singel in 1993. "Governor Robert Casey was an early supporter of Penn State's move to the Big Ten Conference, and I know he looks forward to future conference games involving the Nittany Lions."

"Big Ten athletics has been a tremendously positive experience in the life of our state," said Carlson. "Minnesota's matchup against Penn State is a historic welcome to a school that will further enrich that experience for all of us. This trophy marks a very special occasion, and will allow us to remember it for years to come."

An artists' conception of the Governor's Victory Bell was presented by Singel and Carlson prior to the kickoff of that 1993 game, which Penn State won 38-20. The design of the trophy is a brass bell bearing a medallion of the Big Ten Conference, suspended from a wooden frame. At the top of the frame is a plaque which features the state seals of Minnesota and Pennsylvania, along with the following inscription:

Governor's Victory Bell

Presented annually to the winner of the Penn State-Minnesota football game

Established September 4, 1993

Governor Robert Casey, Pennsylvania

Governor Arne Carlson, Minnesota

At the bottom of the base, the Minnesota and Penn State athletics logos appear, along with individual brass plates for inscription of the scores of the games between the two teams.

After a two year hiatus between 1995-96, the battle for the Governor's Victory Bell returned in 1997 when Penn State earned a hard-fought 16-15 victory at Beaver Stadium. The 1998 game returned to the Metrodome for only the second time in the short history of the Bell, where the Nittany Lions earned a 27-17 win. Minnesota took the Victory Bell home for the first time in 1999 when the Golden Gophers scored a historic 24-23 upset against the second-ranked Nittany Lions at Beaver Stadium. In 2000, the Golden Gophers were again victorious, winning 25-16 at the Metrodome.

The Nittany Lions and Golden Gophers didn't meet in 2001 and 2002 and when the series renewed in 2003, the Gophers earned the right to keep the Bell with a 20-14 win in Happy Valley. Penn State claimed the bell for the first time in six years with their 44-14 win against Minnesota in 2005 and retained it with a 28-27 overtime win against the Gophers in the Metrodome in 2006. After a two-year hiatus, the series resumed in 2009 with a 20-0 Penn State victory in Happy Valley. A 33-21 win for Penn State at TCF Bank Stadium in 2010 gave the Nittany Lions four straight wins in the series. Minnesota reclaimed the Bell in 2013 with a 24-10 home win. The teams did not play in 2014 or 2015. In 2016, Penn State won 29-26 in overtime to secure the Bell. Minnesota next plays Penn State on Nov. 9, 2019, in TCF Bank Stadium.

The addition of the Governor's Victory Bell to the Golden Gophers' list of traditional trophy games means that Minnesota has four active "trophy" rivalries on its schedule, more than any other college football program in the country.



PENN STATE (9)

1993	2009
1994	2010
1997	2016
1998	
2005	
2006	

MINNESOTA (5)

1999
2000
2003
2004
2013



72

BRONKO NAGURSKI


Number retired: Oct. 27, 1979

NAGURSKI


54

BRUCE SMITH

Number retired: June 27, 1977



SMITH



10

PAUL GIEL


Number retired: Sept. 24, 1991

GIEL

15

SANDY STEPHENS

Jersey retired: Nov. 18, 2000



STEPHENS



78

BOBBY BELL

Jersey retired: Sept. 18, 2010

BELL

ALL-TIME LETTERWINNERS

Nelson, Curtis E.....1969
 Nelson, Devin.....2012
 Nelson, Earl W.....1930-31
 Nelson, Greg.....1994-97
 Nelson, James B.....1941-42
 Nelson, Malcolm L.....1983-84
 Nelson, Marshall R.....1940
 Nelson, Philip.....2012-13
 Newsom, O. Jerome.....1964-66
 Ngekia, Sahr.....2013
 Nicholson, Mike.....2002-05
 Nickerson, Fred W.....1886
 Nicoulin, Claude.....1897-98
 Nixon, David H.....1967-69
 Nixon, Paul.....2001-03
 Noel, Dana E.....1978-80
 Nolan, Mathew.....1944
 Nolan, W.R.....1920
 Nolander, David E.....1975
 Noland, Donald A.....1940-42
 Nomellini, Leo J.....1946-49
 Nord, Fred.....1962-64
 Norton, Jeff.....2001
 Nuesle, A.G.....1903-04
 Nydahl, Melvin.....1926-28
 Nygren, Jeff.....1968-69
 Nystrom, Dan.....1999-2002

O
 O'Bradovich, Michael J.....1942
 O'Brien, Henry.....1906
 O'Brien, J.J.....1925-26
 O'Brien, James J.....1969-70
 O'Brien, Patrick.....1991, '93-94
 O'Hara, Les.....1987-90
 Odégard, Dean H.....1958-60
 Odson, Urban L.....1939-41
 Oech, George.....1905
 Oech, Vernon M.....1934-35
 Oen, Roy J.....1931-33
 Ohde, Walter R.....1933
 Ohlgren, Earl A.....1937-39
 Ohlsen, W.J.....1930
 Ohnstad, John C.....1891
 Oja, Bert A.....1928-29
 Oja, Brent (mgr.).....2004
 Olson, Steve J.....1974-75
 Olson, Bruce G.....1981
 Olson, Charles L. (mgr.).....1961
 Olson, Cyril S.....1921-22
 Olson, Donald A.....1950
 Olson, Edward C.....1980-82
 Olson, Edward Jr.....2010-13
 Olson, Ralph C.....1941
 Olson, Ralph O.....1921
 Olson, Tommy.....2011-14
 Olssonski, Lawrence R.....1945-47
 Omsen, Bruce (mgr.).....1940
 Onwuachi, Derrick.....2007-09
 Orgas, Frederick A.....1979-82
 Orman, Michael T.....1964
 Orseske, Dan.....2010-11
 Orton, Ryan.....2008-11
 Osei, Astein.....1998-99, 2001
 Oseland, Quinn.....2016
 Osmundson, Arnold J.....1957-59
 Oss, Arnold C.....1919-21
 Oster, Alton.....1928
 Oster, Fred.....1922-23
 Osterman, Aaron.....1992-94
 Ostrand, P.M.....1910
 Ostrom, G.E.....1912-13
 Otte, George B.....1898-99
 Otto, Craig.....1985-87
 Ouren Jr., Marvin G. (mgr.).....1950

Owens, Brandon.....2004-05

P
 Paffrath, Robert W.....1938-40
 Page, L.A.....1898-1901
 Pahlula, Anthony J.....1967-69
 Palmer, Loren L.....1943
 Paquette, Francis J.....1968
 Paquette, Patrick J.....1977-78
 Parent, Kenneth T.....1945
 Park, Jack H.....1960-61
 Parkyn, Henry A.....1895
 Parry, Ivan A.....1898
 Parson, Ray A.....1968-69
 Paschka, Gordon.....1939-41
 Pattee, Richard S.....1902
 Patterson, Eugene L.....1890-93
 Patterson, Tony.....2000-03
 Paulson, Craig A.....1982-84
 Pawielski, John.....2002-05
 Payne, Logan.....2004-06
 Pearson, Nate.....1996
 Pearson, Prince.....1991-92
 Peaslee, Verne F.....1930
 Pedersen, Win C.....1937-39
 Pelletier, Gerald W.....1961-63
 Pelphrey, Randall Paul.....1983-86
 Penn, Ed.....1985, '87
 Penovich, Kent.....1980
 Peplaw, Robert A.....1924-26
 Peppe, Michael A.....1978-81
 Perault, James A.....1961
 Peretti, Michael W.....1970-71
 Perkins, James H.....1975-76
 Perko, John.....1942
 Perkovich, John P.....1961-62
 Perry, Ben.....2011-14
 Persby, Andy.....1998-99
 Petersen, Melvin J.....1939
 Peterson, Eric A.....1980
 Peterson, J. Todd.....1979-82
 Peterson, Larry J.....1963-64
 Peterson, Lloyd W.....1922-24
 Peterson, Nick.....1992
 Peterson, Richard W.....1965-67
 Peterson, Russell C.....1962
 Peterson, William S.....1943
 Pettibone, George T.....1894-95
 Pettijohn, Lyle L.....1908-09
 Pharmar, Arthur.....1927-29
 Phillipe, James.....1957
 Phillips, John W.....1919
 Pickering, Perry.....1986
 Pickering, Earle T.....1909-11
 Piel, Michael F.....1983
 Piepkorn, Aaron.....1989-92
 Pihlstrom, Mike.....1988
 Pillsbury Sr., John S.....1898
 Pillsbury, Alfred F.....1886-92
 Pinkston, Robert L. "Rob".....1984
 Pinnix, Amir.....2004-07
 Pirsig, Jonah.....2013-16
 Pittman, David.....2008-09
 Plankers, A.F.....1908
 Plath, Roger W.....1975
 Plsek, Lincoln.....2012-14
 Plunkett, Warren F.....1940-41
 Politano, Stephen R.....1971-72
 Pollard, Donald.....1985-86
 Pook, Cody.....2015-16
 Pool, Curtese.....1998-2000
 Posthumus, Jarod.....2003-05
 Potvin, Richard.....1934
 Powell, Larry D.....1973
 Powers, Daniel P.....1960

Powers, Harry W.....1909-11
 Prairie, William W.....1980
 Prawdzik, Robert R.....1960-62
 Prescott, Scott.....1950-52
 Pribyl, Thomas E.....1971
 Pribyl, Walter D.....1968-69
 Pride, John D.....1974-75
 Prigge, Brad.....1997-99
 Proffitt, William E.....1932-34
 Prudden, Peter.....2000-03
 Pryor, Michael K.....1983-85
 Puchtel, Scott K.....1974-75
 Puk, David E.....1982-85
 Puk, Steven W.....1984
 Pukema, Helge E.....1939-41
 Pulkarbak, Leslie L.....1928-29
 Pullens, Glenn B.....1947-48
 Pulver, Dale E.....1945
 Pung, Joseph E.....1962
 Purnort, John G.....1954
 Pylatiuk, Greg E.....1982

Q
 Quinn, Joseph.....2001-03
 Quinn, Kenneth B.....1971
 Quist, Albert J.....1914-15
 Quist, Dale.....1952-54

R
 Rabe, John.....2011-12
 Rabel, Gene W.....1963
 Rackley, Derek.....1996-99
 Rader, Luke.....1943
 Radermacher, Walter M.....1908
 Rahn Jr., Andrew D.....1929
 Rajala, John O.....1963-65
 Rajala, Randolph R.....1967
 Rallis, Michael.....2008, 2010-12
 Rallis, Nick.....2013, 2015-16
 Ramerth, Michael J.....1974
 Ramey, Deryl L.....1965
 Ramlet, Dave.....2013-14
 Ramseth, Paul R.....1962-63
 Randall, Todd M.....1971-73
 Rankin, Lee N.....1969-71
 Rapko, Michael.....1943
 Rappana, Dale W.....1944-45
 Rasmussen, Luke.....2016
 Rasmussen, Randy R.....1980-83
 Rasmussen, Robert F.....1955-57
 Rau, Jerome E.....1952-54
 Rauh, Mathew L.....1968
 Raveling, Ronald.....1950-51
 Rawlings, Josh.....1997-99
 Raymond, A.C.....1912
 Reichtin, Dan A.....1984-87
 Redmann, Chad.....2001-02
 Redmon, Tellis.....1999-2001
 Reed, Dwight T.....1935-37
 Reed, Melville E.....1882
 Reed, Richard D.....1983-85
 Reed, Russell J.....1951
 Reem, Matthew.....1992, '94-95
 Reese, James E.....1957-58
 Reese, Mario.....2003-06
 Reeves, Spencer.....2009-12
 Regnier, P.M.....1919-20
 Reid, Alan D.....1982-83
 Reid, Anthony.....1984
 Reid, Darrell.....2001-04
 Reid, Michael.....1963-64
 Reiersen, Gary H.....1964-66
 Reihnsen, Robert P.....1929-30
 Reilly, Troy.....2006-07
 Reinhardt, Thomas.....1943-45

Rennebohm, Dale H.....1933-35
 Rennix, George.....1934-35
 Renzi, Ronald P.....1982
 Rheda, Steve.....1989
 Rhoda, Connor.....2016
 Rhodus, Steve.....1985-87
 Rhoney, Ernest (video ass't).....1995
 Richard, Antoine.....1995-98
 Richardson, Roselle.....1986-87
 Richardson, Steven.....2014-16
 Richmond, Johnathan.....2001-04
 Richter, Sam.....1988
 Ricker, Max W.....1904
 Riddell, Donald.....1927
 Riebeth, Clinton E.....1929-30
 Riley, Karon.....1999-2000
 Riley, Samuel A.....1935-36
 Riley, Thomas M.....1939-40
 Rindels, Ryan.....1996-99
 Ring, Harvey.....1935-36
 Ring, Rolland J.....1941
 Ringer, Charles Judd.....1940-41, '45
 Rios, Chuck.....1990-91, '93-94
 Roalstad, Douglas J.....1968
 Robb, Michael S.....1979-82
 Robbins, Thomas M.....1958-60
 Robertson, Lynn.....1912-13
 Robinson, Bradbury N.....1931-32
 Robinson, Charles J.....1910
 Robinson, Horace.....1889-90
 Robinson, Wayne.....1949-51
 Rodgers, Fred.....1996-99
 Roedel, Donald J.....1950
 Roetman, Robert.....1947-48
 Rog, Frank J.....1953
 Rogers, Ace.....2015-16
 Rogers, Edward L.....1902-03
 Rogers, George C.....1899
 Rogers, James F.....1958-60
 Rogers, Robert.....1991-93
 Rogind, Paul C.....1976-79
 Rognlie, Myron D.....1962-64
 Roller, William.....1984
 Rolit, C. Manning.....1922-23
 Ronan, James J.....1976-78
 Ronning, John D.....1932-34
 Rooney, Patrick.....1945
 Roos, Douglas C.....1918-21
 Rork, Allen W.....1936-38
 Rork, Whitman H.....1934-36
 Roscoe, George E.....1933-35
 Rosen, Donald B.....1963-65
 Rosenfield, Joseph H.....1970
 Rosenwald, John P.....1908
 Rosenwald, R.M.....1909-11
 Rosga, Jeff.....1991-93
 Ross, Marvell D.....1981
 Ross, Walter.....1981
 Rossman, Edward P.....1955
 Rossman, Grant B.....1888
 Roth, Ryan.....1998-2001
 Royston, Kim.....2009-11
 Ruben, Edmond R.....1919
 Ruckdashel, Ryan.....2006-09
 Rucker, Dale M.....1965
 Rucker, Micah.....2005
 Rude, Theodore A.....1960-61
 Rudolph, Paul.....1972
 Runkle, Robert G.....1945
 Rush, James H.....1913
 Rusk, Byron.....1997-99
 Russell, Gary.....2004
 Rutford, Robert H.....1952-53
 Ruttger Jr., Max J.....1941
 Ryan, Dennis.....1985

ALL-TIME LETTERWINNERS

Turnquist, A. A..... 1915
 Tuszka, Rhody P..... 1955-57
 Tuszynski, Louis..... 2015
 Tuttle, George K..... 1925-26
 Twedell, Francis..... 1936-39
 Tyree, Richard L..... 1970

U

Ubl, Myron G..... 1931
 Ukkelberg, Edgar W..... 1926-28
 Ukkelberg, Erie Edgard..... 1954-55
 Ukkelberg, Ross..... 1986-88
 Undersander, Chris (mgr.)..... 2004
 Upchurch, Danny..... 2002
 Upchurch, Richard..... 1973-74
 Uram, Andrew..... 1935-37
 Ustruck, Jerry..... 1946
 Utecht, Ben..... 2000-03
 U'u, Logan..... 2008

V

Vail, James B..... 1918
 Valentine, Justin..... 2004-07
 Van Campen, Charles H..... 1893
 Van Every, Harold..... 1937-39
 Van Nest, Leland S..... 1916
 Van Sant, Grant..... 1895
 Van Valkenburg, H.J..... 1900-02
 Vance, Bradley..... 2001-02
 VanderWoude, Mark B..... 1984
 VanDeSteege, Willie..... 2005-08
 VanDeWalker, Bruce..... 1964-65
 VanDusen, Richard C..... 1944-45
 VanDuzee, Everett N..... 1924-25
 Vant Hull, Fred..... 1939-40
 Veit, Andrew..... 1990-93
 Verco, A. Ray..... 1904
 Veldman, Robert W..... 1970-72
 Venturine, Ryan..... 1996-98
 Vereen, Brock..... 2010-13
 Versich, Collin L..... 1962
 Vertin, David..... 1991-94
 Vevea, Zach..... 1998-2001
 Vidal, James..... 1909
 Vigil, Joseph T..... 1983
 Vita, Theodore..... 1904-06
 Volkman, Richard J..... 1973
 Von Behren, Theron..... 1998
 VonSchlegel, Victor..... 1898
 Vonderhaar, Mark R..... 1981-82

W

Wagner, Thomas R..... 1959
 Wagner, William..... 1888
 Waldor, N. Theodore..... 1924
 Waldorn Jr., Hicks B..... 1943
 Walker, Clinton L..... 1895
 Walker, De Wayne M..... 1981
 Walker, James C..... 1912
 Walker, Trevor..... 1993-94
 Walker, Wallis J..... 1893
 Wallace, Donald C..... 1921
 Wallace, Jakari..... 2003-05
 Wallin, Gerald R..... 1957-58
 Wallin, Ronald..... 1951-52
 Wallinder, Arthur..... 1911-12
 Walsh, John J..... 1969
 Walsh, John W..... 1969
 Walsh, Leonard P..... 1925-27
 Walthower, Thomas..... 1971-72
 Wangerin, William..... 1993
 Wangsness, Matt..... 2000
 Ward, Eli..... 2000-03
 Warkentien, Willis..... 1938

Warner, Dale..... 1948-49
 Warner, Frank J..... 1935-37
 Warnock, R.W..... 1918
 Warren, J.B..... 1898
 Washington, George D..... 1974-75
 Wasurick, Bo..... 1997-98
 Waters, Jaylen..... 2016
 Watkins, Kenny..... 2012
 Watson, Dave..... 1994
 Watson, Sylvester X..... 1980
 Watson, Tommy..... 1996
 Weber, Adam..... 2007-10
 Weber, Blake..... 2015
 Weber, Henry R..... 1943
 Weber, Robert R..... 1974-77
 Weblen, Russell A..... 1920
 Webster, George B..... 1903
 Wechbacher, Ronald E..... 1980-81
 Weinzierl, Michael..... 1979
 Weipert, Joseph S..... 1982-83
 Welch, George Michael..... 1941
 Weld, Bob..... 1935-37
 Wells, David P..... 1950
 Wells, Derrick..... 2011-14
 Wells, Marshall..... 1930-33
 Welter, Craig..... 1987
 Werden, Marty..... 1987
 Wesiell, George F..... 1905
 West, Ben..... 2001-03
 Westerman, Scott M. (mgr.)..... 1987
 Westphal, William P..... 1942
 Wettstein, Jordan..... 2011-12
 Weyler, Jared..... 2016
 Whaley, Kevin..... 2009
 Wheaton, Richard M..... 1949-51
 Wheeler, Emerson "Buzz"..... 1946
 Wheeler, James J..... 1960-61
 Wheeler, Roger B..... 1924-26
 Wheeler, Timothy A..... 1964-66
 Wheelwright, Ernest IV..... 2004-07
 White, Craig R..... 1982-83
 White, Daryn..... 1994
 White, Earl "Deon"..... 1995
 White, Garry L..... 1977-80
 White, Greg..... 1999-2001
 White, Harry E..... 1890-92
 White, Maurice..... 2000
 White, Michael J..... 1969-70, 72
 White, Quentin..... 2002-04
 White, Rolland H..... 1949
 White, Tony..... 1987
 Whitlow, Ray E..... 1964-66
 Whitson, Zane Trey..... 1989
 Widseth, Dean K..... 1946-48
 Widseth, Edwin C..... 1934-36
 Wiest, M.A..... 1906
 Wilcox, Manly A..... 1941-42
 Wildung, Richard K..... 1940-42
 Wile, Russell F..... 1935
 Wilhite, D.L..... 2009-12
 Wilke, Elmer H..... 1938
 Wilkinson, Charles B. "Bud"..... 1934-36
 Wilkinson, Rob (mgr.)..... 2000
 Willard, William D..... 1888
 Williams, Brian..... 1986-88
 Williams, Claude A..... 1915
 Williams, David..... 1985-87
 Williams, Don..... 1993-96
 Williams, Everret..... 2014-15
 Williams, Henry L..... 1917
 Williams, John McKay..... 1965-67
 Williams, Ken..... 2002
 Williams, Lamanzer..... 1994-97
 Williams, Lewis Ben..... 1989-90

Williams, Mark (mgr.)..... 1989
 Williams, Marquette..... 1992
 Williams, Maxx..... 2013-14
 Williams, Parc..... 1995-98
 Williams, Rodrick Jr..... 2012-15
 Williams, Scott..... 1992-95
 Williams, Vernon M..... 1916-18
 Williams, Wayne H..... 1942-45
 Williamson, Desiray C..... 1974-77
 Wills, Jeff..... 2009-10
 Wilson, Curtis..... 1965-67
 Wilson, Damien..... 2013-14
 Wilson, Gregg M..... 1972-74
 Wilson, Kevin J..... 1983-86
 Wilson, Leonard A..... 1916
 Wilson, Norries..... 1984-86
 Winchell, Horace V..... 1882
 Winfield Jr., Antoine..... 2016
 Winfield, Vernon H..... 1969-71
 Winkelman, Joseph M..... 1985
 Winkjer, Joel G..... 1897
 Wintermute, John S..... 1966-68
 Wipson, Christopher..... 2014
 Wirtanen, Glen..... 1964
 Wise Jr., Charles E..... 1916
 Witham, Bryce..... 2016
 Witthus, Rick..... 1979-82
 Wojciechowski, Mike..... 2001-04
 Wojcik, T.P. "Ted"..... 1938
 Wohlhuter, Jon (mgr.)..... 2000
 Woitarsky, Drew..... 2013-16
 Wolkow, Lance..... 1990-93
 Wolkow, Todd..... 1991, '93-94
 Wolkow, Troy..... 1985-88
 Wood, John K..... 1980-82
 Wood, Larry R..... 1972
 Wood, Willis J..... 1952
 Woods, Clarence..... 2001
 Woodson, Johnny..... 1994-95
 Woodworth, Richard E..... 1896
 Wozniak, Nate..... 2014-16
 Wright, Devon..... 2011-14
 Wright, Garrison..... 2016
 Wright, Jeffrey R..... 1968-70
 Wright, Michael W..... 1957-59
 Wright, Pat..... 1990
 Wright, Paul W..... 1970-72
 Wrightson, Harold L..... 1936-38
 Wrobel, James C..... 1968-69
 Wrobel, Ronald R..... 1973, 75-76
 Wykes, Tris (mgr.)..... 1991
 Wyman, A.D..... 1915-16
 Wynn, Ryan..... 2008, 2010-11
 Wypyszynski, Ken R..... 1976-78
 Wyrick, Jimmy..... 1996-97, 1999

Y

Yackel, Kenneth J..... 1954-55
 Yates, Richard J..... 1957
 Young, John P..... 1907-09
 Youso, Frank M..... 1955-57
 Yurick, Bob..... 1989

Z

Zachary, Percy J..... 1952
 Zacho, Brett D..... 1987
 Zavadsky, Adam (mgr.)..... 1995
 Zak, James M..... 1962
 Zemke, Val..... 2000
 Zitzloff, Ray D..... 1962
 Zochert, Blake..... 2000
 Zubar, Ivan S..... 1982-83
 Zupetz, John H..... 1947-49

ALL-TIME CAPTAINS

1882	A.J. Baldwin, RB	1934	Francis "Pug" Lund, HB	1982	Ed Olson, C		Ben Utecht, TE
1883	John W. Adams, C	1935	Glen Seidel, QB	1983	Randy Rasmussen, C		Eli Ward, FS
1884	<i>No Captain</i>	1936	Julius Alfonse, HB	1984	Mark Vonderhaar, OT	2004	Greg Eslinger, C
1885	Howard T. Abbott, QB		Edwin Widseth, T	1985	Jon Lilleberg, OG		Justin Fraley, FS
1886	Howard T. Abbott, QB	1937	Ray King, RE		Peter Najarian, LB		Rian Melander, OT
1887	Alfred Pillsbury, QB	1938	Francis Twedell, RG	1986	Mark Dusbabek, LB		Darrell Reid, DE
1888	B.E. Trask, LE	1939	Win Pederson, LT		Ray Hitchcock, C	2005	Greg Eslinger, C
1889	Alfred Pillsbury, QB				Norris Wilson, OT		Anthony Montgomery, DT
		1940	Bob Bjorklund, C	1987	Rickey Foggie, QB		John Pawielski, FS
1890	Horace R. Robinson, C		Bill Johnson, E	1988	Sean Bruce, FL		Mark Setterstrom, OG
1891	William C. Leary, HB	1941	Bruce Smith, LH		Chuck McCree, CB	2006	Mike Sherels, LB
1892	William C. Leary, HB	1942	Dick Wildung, RT		Brian Williams, C		Matt Spaeth, TE
1893	James Madigan, C	1943	Paul Mitchell, T	1989	Darrell Thompson, RB	2007	Tony Brinkhaus, C
1894	Everhart Harding, RG		Clifford Anderson, E		Mac Stephens, LB		Amir Pinnix, RB
1895	August T. Larson, LG	1944	<i>Game Captains</i>	1990	Mike Sunvold, DT		Mike Sherels, LB
1896	John M. Harrison, LE	1945	<i>Game Captains</i>		Frank Jackson, FS		John Shevlin, LB
1897	John M. Harrison, LE	1946	Robert Sandberg, QB	1991	Sean Lumpkin, DB		Steve Shidell, OT
1898	George E. Cole, QB	1947	Steve Silianoff, C		Patt Evans, TE	2008	Willie VanDeSteege, DE
1899	Buzz Schandrett, RE	1948	Warren Beson, C	1992	Keith Ballard, OL		Steve Davis, LB
		1949	Howard Brennan, C		Andre Davis, LB		Eric Decker, WR
1900	L.A. "Bert" Page, Jr., C		Clayton Tonnemaker, C		Marquel Fleetwood, QB		Willie VanDeSteege, DE
1901	Warren Knowlton, FB	1950	Dave Skrien, FB		Ted Harrison, OL	2009	Adam Weber, QB
1902	John Flynn, LG	1951	Wayne Robinson, C	1993	Dennis Cappella, DL		Garrett Brown, DL
1903	Edward Rogers, LE	1952	Richard Anderson, G		Antonio Carter, RB		Lee Campbell, LB
1904	Mose Strathern, C	1953	Paul Giel, HB		Sean Leupht, LB		Eric Decker, WR
1905	Earl Current, FB	1954	Bob McNamara, HB	1994	Robert Rogers, OL		Simon Lawrence, LB
1906	Earl Current, FB	1955	Mike Falls, G		Chris Darkins, RB		Eric Small, DL
1907	John Schuknecht, RH	1956	Dean Maas, C		Ed Hawthorne, DL	2010	Adam Weber, QB
1908	Ney Dunn, capt. elect <i>(died before the season)</i>	1957	Jon Jelacic, E	1995	Justin Conzemius, DB		Jon Hoesel, FB
	Orren Safford, FB	1958	Mike Svendsen, C		Chris Darkins, RB		Brandon Kirksey, DL
1909	John McGovern, QB	1959	Mike Wright, T		Todd Jesewitz, OL		Kim Royston, DB
					Craig Sauer, LB		Adam Weber, QB
1910	Lisle Johnston, FB	1960	Greg Larson, C	1996	Gann Brooks, OL	2011	Game Captains Only
1911	Earl Pickering, FB	1961	John Mulvena, G		Jerome Davis, DL		No season captains
1912	Paul Tobin, FB	1962	Dick Enga, C		Ben Langford, LB		selected
1913	Donald Aldworth, RE	1963	Milt Sundt, T		Cory Sauter, QB	2012	Keanon Cooper, LB
1914	Boles Rosenthal, C	1964	Joe Pung, C	1997	Tutu Atwell, WR		MarQueis Gray, QB
1915	Bernie Bierman, LH	1965	Paul Faust, G		Crawford Jordan, DB	2013	Josh Campion, OL
1916	Bert Baston, LE	1966	Chuck Killian, C		Cory Sauter, QB		Aaron Hill, LB
1917	George Hauser, RT	1967	Tom Sakal, RH		Parc Williams, LB		Brock Vereen, DB
1918	Norman Kingsley, FB	1968	Noel Jenke, LB	1998	Troy Duerr, OT	2014	Ra'Shede Hageman, DT
1919	Ernest Lampi, RH	1969	Jim Carter, FB		Antoine Richard, DT		Mitch Leidner, QB
					Parc Williams, LB		Cedric Thompson, DB
1920	Neal Arnston, QB	1970	Jeff Wright, DHB	1999	Tyrone Carter, SS	2015	Briean Boddy-Calhoun, CB
1921	Larry Teberg, LT	1971	Bill Light, LB		Billy Cockerham, QB		Mitch Leidner, QB
1922	Oliver Aas, C	1972	Bob Morgan, QB		Ben Hamilton, C		KJ Maye, WR
1923	Earl Martineau, QB	1973	Mike Steidl, LB				Eric Murray, CB
1924	Ted Cox, RT	1974	Ollie Bakken, LB	2000	Ben Hamilton, C	2016	Mitch Leidner, QB
1925	Herman Ascher, RH		Jeff Selleck, C		Sean Hoffman, LB		Brandon Lingen, TE
1926	Roger Wheeler, RE	1975	Keith Simons, DT		Karon Riley, DE		Jack Lynn, LB
1927	Herb Joesting, FB	1976	Tony Dundy, QB	2001	Jack Brewer, FS		Damarius Travis, S
1928	George Gibson, LG	1977	Steve Midboe, DT		Derek Burns, C		
1929	<i>Game Captains</i>	1978	Stan Systma, DE		Jimmy Henry, LB		
		1979	Alan Blanshan, DT		Ron Johnson, WR		
1930	Win Brockmeyer, RH		Glenn Bourquin, TE	2002	Asad Abdul-Khalig, QB		
1931	Clarence Munn, LG		Mark Carlson, QB		Michael Lehan, CB		
1932	Walter Hass, QB	1980	Marion Barber, TB	2003	Asad Abdul-Khalig, QB		
1933	Roy Oen, C	1981	Ken Dallafior, OT		Dan Kwapinski, DT		

ALL-TIME NUMBERS

Lance Marcuson (1978)
John Marquesen (1969-71)
Michael McMahon (1953)
Louis Moentgen (1939)
Ben Morrow (1967)
George Nash (1937-38)
Brad Prigge (1997-99)
Tim Shaver (1990)
Matt Sheldon (1988-91)
Robert Smith (1992)
Thomas Smrekar (1962)
Bob Soltis (1956-59)
Matt Sutton (1943)
Jay Thomas (2006-07)
Devon Wright (2011-14)

#26

Brod Ailts (1974)
Chris Anders (1995)
Arlie Bomstad (1957-59)
De'Vondre Campbell (2013-15)
Ted Christensen (1948)
Duran Cooley (2006-07)
Ryan Duffy (2001-03)
Jerry Eisenberg (1956)
Marcus Evans (1986-87)
Roger Frazier (1976-77)
Clorenzo Griffin (1999-2000)
Jason Hagman (1995)
Garrison Harmann (1994)
Derrick Harvey (1993)
Reid Haviland (2006)
Bob Nelson (1947)
Steve Kempf (1996-97)
John King (1946)
Kraig Lofquist (1963-64)
Sean Lumpkin (1988-91)
Joe Malinowski (1973)
Chip Mosley (1992)
Walter Ohde (1931-33)
Walter Pribyl (1967-69)
Dale Quist (1952-54)
Mike Rallis (2007-12)
Dwight Reed (1934-37)
Mike Robb (1978-82)
Dave Sauer (1954)
Tom Serie (1984)
Hussain Shakir (2004-05)
Charles Smith (1960-61)
Bruce Suneson (1965-66)
Fred Techel (1951)
Dick Wheaton (1949-50)
Roger Wheeler (1926)
Paul Wright (1970-72)
Blake Zochert (1998-2000)

#27

Donald Beattie (2005)
Aric Berquist (1992)
Warren Berry (1984-87)
Dick Blakely (1955)
Shannon Brooks (2015)
Tom Chandonnet (1958)
David Cobb (2011-14)
Kirk Dyer (1990)
Trevis Graham (1997)
Mitchell Gray (1927)
Brian Hairston (1975-78)
G. Richard Harren (1963-64)
Walter Hass (1931-33)
Joe Justice (1994-95)
Chad Kolander (1941)
Tim Korby (1983)
Bobby Lee (1965-67)
Luke Levenson (1996)
Al Maeder (1926)
Ralph McAllister (1946-50)
Charles Myre (1937-39)
Todd Randall (1971-73)

Jack Rooney (1934-35)
Jack Schlichting (1981)
Everett Sessler (1988)
Terrence Sherrer (2006)
Richard Sullivan (1956)
Kyle Theret (2007-10)
Virgil Thomas (1979-80)
Cedric Thompson (2011-12)
Nate Tubbs (1993)
Eli Ward (1999-2003)
Simon Wing (1999)
Jeff Wright (1968-70)

#28

Samad Cain (2003-04)
William Chorske (1955-58)
Jim Dennerly (1931-33)
Dennis Felix (1963)
Gaston Garrido (1984-86)
George Gould (1936-39)
Tim Grate (1994-98)
John Grygolek (1948)
John Guentzel (1990-93)
Terrence Henderson (1981-82)
Neil Hoffland (1953)
John W. Johnson (1950)
George MacKinnon (1926)
Kevin Mannion (2006-08)
Eddie Miles (1987-89)
William Munsey (1960-62)
Jalen Myrick (2013-14)
Dan Nystrom (1999-2002)
Gary Pegues (1983)
Dennis Prokofsky (1959)
George Rennix (1934-35)
Lloyd Russ (1927)
Robert Smith (1991)
Tom Smith (1978-79)
Brett Steger (1994)
Steve Turnbull (1973)
Bobby Weber (1974-77)
Mike White (1969-72)
Thomas Williams (1966)

#29

Buzz Anderson (1960)
Richard Armstrong (1976)
Mike Albert (1999-2000)
Scott Bargfrede (1974-75)
Briean Boddy-Calhoun (2012-15)
Mike Brown (1991)
Jim Cairns (1962)
Dennis Carter (1984-87)
John Crisly (1948)
Ralph DeYounge (1950)
Carlton Djam (2016)
Archie Givens (1963)
Jason Hagman (1996-98)
Harold Hanson (1926)
Fred Hartwig (1981-82)
Scott Hesse (1979)
Irving Hill (1988)
Tom Johanson (1977)
Ray Kaiser (1994)
Scott Koellgen (1993-95)
George McPartlin (1931)
Richard Peterson (1937-38)
Amir Pinnix (2004-07)
Tom Pribyl (1971-72)
Richard Revak (1959)
Anthony Richards (1990-91)
Theodore Russell (1969)
Shady Salamon (2008-11)
Robert Tanner (1927)
Clarence Thompson (1935-36)
Dan Vollmer (1973)
Tommy Watson (1992)

#30

Eric Amoako (2016)
Don Bailey (1947-48)
Ed Bifulco (1978, '80-81)
Erwin Burg (1932-34)
Lede Campbell (2006-09)
Wade Compton (1990)
Dale Conant (1985, '87-89)
Ernie Cook (1969-71)
Ron Engel (1951-52)
Mike Gary (1926)
Rudy Gmitro (1935-37)
Ben Hanson (2005)
Harold Hanson (1927)
Joe Hedges (1944-45)
Joe Hendrickson (1949-50)
Mike Henry (2011-13)
Jon Jelinek (1960)
Noel Jenke (1966-68)
John Jones (1973-75)
Ray Kaiser (1995)
Bob Kolliner (1939-40)
Brad Moen (1972)
Jack Moore (1943)
Jerald Moore (1986)
Greg Mulligan (1982-84)
Don Olson (1946)
Mike Orman (1963)
Aaron Osterman (1991-94)
Pat Paquette (1976)
Harold Paulsen (1938)
Larry Pinson (2000)
Mike Reuteman (1981)
John Richmond (2001-04)
Craig Schleisman (1979)
Bernard Smith (1958)
John "Pete" Somers (1931)
Thomas Wagner (1959)
Gerald "Ron" Wallin (1957)
Matt Wangsness (1999-2000)
Chris Wipson (2014-15)
Jimmy Wyrick (1995-99)

#31

Riley Austin (1998)
Phil Archer (1999-2002)
Don Bailey (1946)
Cole Banham (2012-14)
Matt Bong (1991)
Steve Breault (1975-78)
Rene Capo (1979)
Ray Close (1936)
Terrell Combs (2008)
Rich Crawford (1968-70)
Chris Engel (1974)
Kenneth Fischman (1954)
Jason Giannini (2005-07)
Dave Goretta (1972)
Eric Harmon (1994)
Doug Heidenreich (1950)
Dennis Hoglin (1965, 1967)
Ron Holly (1992-93)
Henry Jabbra (1937-39)
Willie Jude (1997)
Bill Kaminski (1926)
Paul Lindmeier (1950)
Eric Murray (2012-15)
Averial Nelson (1948)
Paul Pinkert (1941)
Michael Reid (1961-64)
James Rogers (1958-60)
Peter Schufft (1934-35)
Al Settembrino (1988-91)
Marcus Singletary (2009)
Brett Steger (1995)
Bob Stroup (1980-82)
Louie Sylvester (1995)
Seth Thompson (2004)

Ryan Venturine (1996-98)
Rick Volkman (1971, 1973)
Russ Willis (1931-33)
Kevin Wilson (1983-86)

#32

Curf Bach (1977-78)
Terrance Campbell (2004-05)
Timothy Cashman (1961-62)
Lou Clare (1970-72)
Donny Dalton (1997)
Dick Dargis (1952)
Berkley Edwards (2014-15)
Lamonte Edwards (2011)
Gary Getchman (1987)
Octavius Gould (1988)
Dwayne Hoberg (1947-49)
Zack Kartak (2002)
Dick Kauffman (1951)
Darroel Knoerr (1926)
Peter Najarian (1982-85)
Curtis Nelson (1967)
Brandon Owens (2003)
Ron Rendi (1979-80)
Tellis Redmon (1998-2001)
John Roning (1931-33)
Mike Ryan (1950)
Donald Skoy (1968)
Mark Smith (1989-92)
Nathan Triplett (2006-09)
Mike Turgeon (1986)
Andy Uram (1935-37)
Tommy Watson (1993-96)
O'Doll Williams (1973)
Desi Williamson (1974-76)

#33

Pudgy Abercrombie (1985)
Rahim Aric (1997)
Tommy Becker (2006-07)
Brian Bonner (1987)
Sam Brady (1973-76)
Ryan Browner (1986)
Quentin Burdick (1931)
Renato Fitzpatrick (1998-2002)
Herman Frickey (1941-42)
Gary Getchman (1988)
Bob Hammel (1949-50)
Andrew Harte (2014-15)
Marvin Hein (1947-48)
Melvin Holme (1951-52, '54)
Julian Hook (1960-62)
John Houle (1979)
John Hunter (1982-84)
Herb Joesting (1926-27)
Gary Johnson (1953)
Merlin Kispert (1944-46)
Tom MacLeod (1970-72)
Kurt Mangum (1978)
Erin McManus (1996)
Bob Paffrath (1938-40)
Loren Palmer (1943)
Al Papas (1932-33)
Logan Payne (2003)
Chuck Rios (1990-94)
Fred Rodgers (1995)
Johnny Sampsy (2005)
Sam Scroggins (2004)
Rex Sharpe (2008-09)
Mike Sherels (2004)
Bernard Smith (1951)
George Smith (1980)
Tyronne Stenzel (1989)
Rhody Tuszko (1955-58)
John Walsh (1967-69)
Frank Warner (1935-37)
Timothy Wheeler (1965-66)

#34

Ray Antil (1934-36)
Jay Brooks (1974)
Keith Brown (1975-78)
James Carter (1967-69)
Glen Cieslewicz (1980-81)
Jeremy Faue (2004-05)
Clement Felix (1959)
Kenneth Filbert (1937-38)
Dave Fritz (1972)
Mike Galloway (1999-2000)
E. Manny Henry (1982)
Joe Hirschner (1939-41)
Tyler Johnson (2007-08)
E.J. Jones (2006)
John Kellenberger (1956)
Kelvin Kleber (1955)
Richard Kubes (1954)
Dan LiSanti (1991-94)
Bob Lossie (1943-44)
Ralph Lundeen (1945)
Bryan Magnuson (1963)
Jephth Matilus (2012-14)
Erin McManus (1997)
Rick Meyer (1988-90)
Jerald Moore (1987)
Michael Mullen (1998)
Steve Murray (1999-2001)
Malcolm Nelson (1983-84)
Ray Oen (1931-33)
John Pawelski (2002-05)
Randy Rasmussen (1979)
Donald Riddell (1926)
Joseph Scheitlin (1970)
Bob Searcy (1948)

Antonio Shenault (2015-)

Bobby Singletary (1985-86)
Mark Sotebier (1971)
Andre Tate (2007-08)
Emery Trotter (1942)
Anthony Tyskiewicz (1961)
Bo Wasurick (1995)
Verdis Webb III (1995-96)
John Williams (1965-66)

#35

Frank Bachman (1954-55)
Frank Barle (1935)
John H. Bartel (1938-40)
Ray Bates (1936-37)
John Bertolt (1938-40)
Jay Bevan (1934)
Dan Boyd (1988)
Jason Cooper (1999)
Dick Eng (1962)
John Gardner (1942)
George Geelan (1941)
Robbie Gray (1991)
Thomas Hammer (1995)
Jon Hoese (2007-10)
Lue Horning (1990)
Vincent Hypolite (1992-94)
Donald Johnson (1953)
Wayne Kakeila (1927)
Mike Laliberte (1979-82)
Dale Lindsay (1950)
Derrick Martin (1990)
John Matthews (1974-77)
Phil McManus (1944-45)
Richard Nelson (1943)
Jerome Newsom (1964-66)
Tom Nicklow (1989)
John O'Keefe (1987)
Ryan Rindels (1996-99)
Thomas Robbins (1957-60)
Paul Rudolph (1971-72)
Dominic Schultz (2013)
Steve Silianoff (1946-47)

ALL-TIME NUMBERS

Nedward Tavale (2005-09)
John Thesinga (1957)
Ryan Tladen (1995)

#67

Harold Almquist (1927)
Toby Anderson (1992-95)
Scott Annexstad (1982)
John Baudler (1965)
Brian Bobek (2014-15)
Jim Boo (1950-52)
Dave Burkholder (1955-58)
Tom Develice (1997)
Steve Dimmel (1969)
Bill Dunn (1972-73)
Carl Ekberg (1940-42)
Richard Enderle (1966-68)
Tom Fitzpatrick (1979)
Robert Hagemeister (1952-54)
Bryson Hollimon (1975-77)
Syrus Johnson (1937-39)
Rubin Juster (1943-44)
Andrew Lawrence (1990-91)
James Lennon (1986-89)
Dick Maas (1980-81)
Herbert Marshall (1964)
Mark McElroy (2000-03)
Robert McNeil (1958-61)
Bob Mealey (1946-50)
Victor Pedersen (1945)
Gene Rabel (1962-63)
Matt Reem (1991)
Whitman Rock (1934-36)
Rich Roste (1974)
Joe Swanson (2004-05)
Allen Teeter (1931)
Nick Weber (2007-08)
Ray Willahan (1932-33)
Ivan Zubar (1985)

#68

George Adzick (1946)
Jon Albrecht (1994)
Bob Anderson (1983)
Fred Auclair (1970)
Robert Bethke (1967-68)
John Bonner (1942)
Chris Bunders (2008-11)
Derek Burns (1997-2001)
Rene Capo (1980-82)
Chris Connor (1969)
Alan D'Jock (1993)
James Dropp (1964-66)
Jewhan Edwards (2008-10)
Burnham Elton (1951-54)
Gene English (1943)
Casey Fron (1962)
Everett Gerth's (1956-59)
Gary Hadd (1984-87)
Isaac Hayes (2014-15)
Dave Herbold (1955)
William Herzog (1959)
Howard Kroll (1931)
Arthur Layton (1988)
Marvin LeVoir (1936-38)
Erik Lindgren (1995-96)
John Lundquist (1944-45)
Jim McAlpine (1963)
John Mulvena (1960-61)
Prince Pearson (1990-92)
Gaylord Perkins (1947)
Jim Perkins (1973)
James Ronan (1974)
Mark Setterstrom (2002-05)
Marty Stein (1975-79)
Peter Swien (1988)
Bob Sweiger (1939-41)
E. Edgar Ukkelberg (1927)
Robert Wiley (1932-33)

Larry Wood (1971-72)
James Wooley (1935)

#69

Thomas Brown (1958-60)
Justin Carr (2015)
Jeremiah Carter (1998-2002)
William Christison (1966-69)
James Elizondo (1993-97)
Martin Falk (1939)
Mike Falls (1953-55)
Paul Faust (1962)
Michael Gerlach (1963)
Todd Greivous (1990-92)
Wade Haapajoki (1995)
Don Holker (1947-46)
John Jakel (2004-07)
Lloyd Johnson (1927)
Kelvin Kleber (1956-58)
John Kulbitski (1936-38)
Arthur Layton (1989)
Jim McAlpine (1961)
Martin McCabe (1985-88)
Art Meadowcroft (1974-75)
Jack Mertes (1952-51)
J. Bernie Nelson (1940-42)
Kent Penovich (1976-80)
William Proffitt (1932-34)
Phil Rader (1943)
Gary Reiersen (1964)
Phil Ryan (1944)
Clayton Scheuer (1970-72)
Joseph Shields (1945)
Pat Soland (1981)
Scott Tessier (1981-84)
Barry Yagodich (1965)

#70

Kay Andersen (1943)
Clinton Andrus (1952-54)
Philip Bengtson (1932-34)
Thomas Bracher (1966-67)
Dave Butler (1955)
Brian Carey (1997-99)
Joe Christopher (1981)
Steve Cunningham (1975-76, '78-79)
Chad Fahnning (2015-16)
Sean Ferguson (2011)
Mike Giovinnetti (1991-95)
Ross Indica (1960-61)
Scott Irwin (1971-73)
Harry Kasten (1950)
John Kelly (1980-81)
Jim Krause (1965)
Erik Larson (1996-2000)
Dick Luckemeyer (1942)
Pat McCullough (1974)
Todd Meisel (2005-07)
Louis Midler (1935-37)
Dick Mundingar (1951-52)
Fred Nord (1962-64)
Arnold Osmundson (1957-59)
Mike Piel (1982-83)
Les Pulkrabek (1927)
Dale Pulver (1945-46)
Joseph Quinn (2001-03)
C. Judd Ringer (1938-41)
John Selvestra (1986-90)
Stephen Thompson (1968-70)
Mike Turgeon (1985)
David Vertin (1990)
David Wells (1948)

#71

Selmar Anderson (1934)
Keith Ballard (1989-92)
Kurt Bankson (1978-81)
Ed Bannon (1939)

John Baudler (1964)
Bob Brody (1940)
Gann Brooks (1993-96)
Greg Cardelli (1975)
Dick Danowski (1937)
Robert Frisbee (1960)
Gene Fritz (1946-49)
Todd Goettsche (1976-77)
Brandon Hall (2002)
Keith Hall (1974)
Ron Hansen (1951-54)
Richard Holmstrom (1966-67)
Jon Jacoby (1957-59)
Lawrence Johnson (1927)
Brian Kielbasa (1986-88)
James Krause (1963)
Howard Langpap (1943)
Robert Lenon (1961)
Stan Lundgren (1932-33)
Chris Mensen (2005-08)
Kyle McAvoy (2014)
Monte Miller (1956-55)
Tyler Moore (1915)
Glen Nurkka (2014)
James O'Brien (1969-70)
R. Olson (1935)
Lawrence Olsonoske (1945)
Maurice Paulsen (1959)
Randall Pelphrey (1982)
Perry Pickerign (1986)
Dave Simonson (1971-73)
Joe Stepanek (1984-85)
Ryan Thorman (1997-2000)
Nick Tymoszewicz (1968)
Manly Wilcox (1941-42)
Jeff Willis (2009-10)

#72

Robert Bedney (1965-67)
Frank Brown (1943)
Lawrence Buhler (1936-38)
Ken Dallafior (1978-79)
Scott Farnes (1977)
Michael Goldberg (1968-70)
Steve Haney (1974-76)
Matt Herkenhoff (1971-73)
John Holm (1949)
Bill Johnson (1942)
Ed Johnson (1948)
Leslie Knudsen (1932-34)
James Krohn (1962-64)
Roy Lijja (1945)
Thomas Loechler (1959-61)
George MacKinnon (1927)
BRONKO NAGURSKI (1927-29)
Warren Plunkett (1939-41)
George Prest (1946)
Russell J. Reed (1951-52)
Alonzo Smith (1953)
Loren Solberg (1954)
Tom Wainright (1944)
Gerald Wallin (1955-59)
Russ Wile (1935)

**NOTE: Number 72 was re-tired Oct. 27, 1979, in honor of Bronko Nagurski.*

#73

Jay Anderson (1969)
John Baudler (1966)
Peter Bergman (2006)
Joe Bjorklund (2012-15)
John Bush (1956)
Matt Carufel (2009-10)
Steve Dowzak (1973-75)
Bill Foss (1952)
Gilbert Gaarder (1944)
Donnell Greene (2016-)
Mark Hebenstreit (1976)

Steve Heston (1977)
Kris Hoffarth (1995-97)
Richard Johnson (1955)
Lavern Knaeps (1943)
Charles Kubes (1950, 53-54)
Dan Lilimata (1986-89)
Jon Lilleberg (1981-85)
Erik Lindgren (1994)
David Lothner (1961)
Pat McGrath (1971)
James Meinke (2006-08)
Brian Moss (2003-05)
Jan Nelson (1968)
Leo Nomellini (1946-50)
Brian Owens (1978-79)
Win Pedersen (1936-39)
Steve Pu (1962)
Josh Rawlings (1999)
Albert Richmond (1970)
Charles Judd Ringer (1945)
Robert Rogers (1990-93)
Donald Rosen (1963-65)
Bill Ryan (1951-52)
Silverster Schnickels (1934-35)
Jan Schwartz (1962)
Arthur Smith (2000)
Rene Ulloa (1980)
Mike Welch (1940-42)
John Williams (1967)
Mike Wright (1957-59)

#74

Robert Almer (1952, 1954)
Toby Anderson (1991)
Jeff Baldauf (1993-97)
Doug Bostrum (1949)
Kim Budish (1972)
Carleton Carlson (1955-57)
Nick Connolly (2016-)
Mark Drabczak (1987-90)
Richard Erdall (1951)
Kenneth George (1969)
Gale Gillingham (1964-65)
Paul Gorgos (1959-65)
Adam Haayer (1998-2000)
Jim Haley (1947)
Dan Jones (1985)
Ezell Jones (1966-68)
Alan Keim (1981)
Joe Kotval (1970)
Rian Melander (2001-04)
Dick Larson (1973-76)
Dick Lawrence (1945)
Art Layton (1991-92)
Marek Lenkiewicz (2011-14)
Carl Mecklenburg (1981-82)
Rian Melander (2001-04)
Dick Nelson (1944)
Urban Odson (1938-41)
Don Ogren (1943)
Pat Paquette (1977)
Ryan Ruckdashel (2006-09)
Jan Schwantz (1963)
Joe Silovich (1942)
Ray Trampe (1934-35)
Anthony Tyskiewicz (1962)
James Wheeler (1960-61)
Dick Williams (1958)
Anthony Wozniak (1978-79)
Ziemer (1927)

#75

Al Blom (1951-52)
David Jerry Ekberg (1948-50)
Daryl Foster (1959)
Bill Freimuth (1934-35)
Dean Giddings (1946)
Brien Harvey (1973-76)
Ernie Heifort (2012-13)
Dave Herbold (1956-58)

Jerry Hermann (1966)
Otis Hudson (2005-07)
Gary Isakson (1988, 1990-91)
Todd Jesevitz (1992-95)
Robert Johnson (1958-59)
Steve Kereaks (1960-61)
Darnel Knorr (1927)
Jake Kuppe (1998-2002)
James Leslie (1962)
Carl Magnusson (1938-39)
Dennis Maloney (1970-72)
Eldred Miller (1936)
Paul Mitchell (1940-43)
Don Nickelson (1945)
Brad Odegard (1977)
John Olosnoski (1980)
Fred Orgas (1978)
Mike Paus (1982-83)
Mike Pryor (1981)
Lance Sannes (2003-04)
John Schlecht (1997)
Jon Staebler (1963-65)
Trey Thorton (1979)
Troy Turek (1996)
Erle Ukkelberg (1954-55)
Tory Villella (1984)
James Wrobel (1967-69)
Percy Zachary (1952)

#76

Dominic Alford (2007-10)
Frank Brixius (1957-60)
Barton Buetow (1971)
Vincent Calhoun (2016-)
George Conlan (1950)
John Cranston (1969-70)
Darrell Cunningham (1991-93)
Dave Drill (1951-52)
Walt Edwards (1944, '46-48)
Carl Eller (1961-63)
Dave Erickson (1997)
James Fulgham (1964-65)
Jim Gail (1994-96)
George Gibson (1927)
Jimmy Gies (2011)
Todd Hallstrom (1979-82)
Charles Heimark (1942)
Bob Hobert (1954-56)
George Holm (1949-50)
Bill Humphries (1978)
Ronald Kamzelski (1966-68)
Andy Kratochvil (1990)
Leonard Levy (1939-41)
Steven Mayle (1987-88)
Matt McIntosh (1999-03)
Bill Miller (1973)
Jeff Morrow (1974-77)
Allen Rork (1936-38)
Clint Schmidt (1991)
Richard Smith (1934-35)
Robert Swisher (1953)
Norries Wilson (1983-86)
Vinnie Xanthos (1997)

#77

Matt Anderle (2001)
Jim Boo (1952)
Tony Brinkhaus (2004-07)
Foster Bush (2012-15)
Sam Clichounni (1989)
Chuck Dellago (1942, '46-47)
Edward Duren (1965-67)
Dennis Fitzpatrick (1975-77)
Wells Greeley (1974)
Pat Hau (1995-99)
Kenneth Haycraft (1927)
John Krol (1971-73)
John Kutscheid (1943-45)
Charles Lindkeugel (1948)

ALL-TIME NUMBERS

Richard Miller (1966)
 Tyler Moore (2010)
 Steve Myhra (1953)
 McKinley Nash (1978-79)
 John Noe (1984)
 Pat O'Brien (1990-94)
 Craig Paulson (1981-83)
 Josh Plisch (2000)
 Helge Pukema (1937-41)
 Ron Raveling (1949-52)
 Norman Sixta (1951-53)
 Milt Sunde (1966-68)
 John Thompson (1968-70)
 Triint Trip (1985-88)
 Ed Widseth (1934-36)
 Rollie Williams (1959)

#78

Ade Adeshina (1994)
 Joe Ainslie (2003-06)
 Jon Albrecht (1995-98)
 Jack Babcock (1971)
 Bobby Bell (1960-62)
 Bob Bjorklund (1938-40)
 McKinley Boston (1965-67)
 John Carlson (1949-52)
 Anthony Dabruzzi (1999)
 Ken Dallafor (1980-81)
 Russell Delgener (1993-94)
 Jerry Friend (1959)
 James Fulgham (1963)
 Bob Graiziger (1943-45)
 James W. Greeley (1972-73)
 Landan Hagert (1985)
 Ted Harrison (1989-92)
 Pat Hart (1984, 1986-88)
 Alvin Hawes (1968-69)
 Gordon Holz (1952-54)
 Ben Lauer (2013-15)
 James Leslie (1964)
 Steve Midboe (1975-77)
 Woodrow Nold (1934-35)
 Ryan Orton (2007-11)
 Howard Parkinson (1937)
 Terrence Roberson (1982)
 Mark Slater (1974)
 Ed Trumper (1941-42)
 Mike Weinzierl (1978-79)
 Garrison Wright (2016)
 Ricky Wymer (2000-01)
 Frank Youso (1955-58)

#79

Todd Bauman (1969, 1971)
 Steve Bisch (1982)
 Ed Buckingham (1956-57)
 Stavros Canakas (1949, 52-54)
 Steve Carlson (1984)
 Conrad Cooper (1927)
 Matt DeGeest (2005-07)
 Mark Desimone (1981)
 Harold Drescher (1948)
 Chris Fowlkes (1991-95)
 Frank Frye (1962)
 John Harris (1968)
 Robert Heel (1937)
 Bob Hoel (1935-36, 1938)
 Bob Jensen (1944)
 Aristides Kerekas (1959)
 Wally Kersten (1980-81)
 Ronald Klick (1966-67)
 Darell Kuehnle (1951)
 James Long (1964)
 Jim Lushine (1939-42)
 Vincent Marcozzi (1960-61)
 Trevor McCulloch (2002-04)
 Bob Novotny (1945)
 Gary Paul (1955)
 Jonah Pirsig (2013-16)

Brian Quinn (1983)
 Paul Rader (1943)
 Alvin Ray Hawes (1970)
 Perry Rhodus (1958)
 Dennis Ryan (1985)
 Keith Simons (1972-75)
 Jeff Snodgrass (1977-79)
 Matt Stommies (2008-09)
 Mike Sunvold (1986-90)
 Gary Turnwall (1963)
 Theron von Behren (1996-98)

#80

Skeeter Akre (1987-90)
 Don Anderson (1947-48)
 Xzavian Brandon (2008-09)
 John Campbell (1960-62)
 Charles Carlson (1945)
 Curt Clausen (1984-85)
 Devin Crawford-Tufts (2011-12)
 Omar Douglas (1991-93)
 Stan Drew (1974)
 Kevin Hamm (1969-71)
 Brent Harms (1977)
 Lloyd Henrikson (1951-52)
 Don Johansen (1949-50)
 Elvin Jones (1997-2000)
 Tom Juhl (1954-56)
 Adam Kelly (1983)
 Warren Kilbourne (1938)
 Bruce Kottom (1975)
 Paul Kratochvil (1994-96)
 Ric Lager (1976)
 Charles Litten (1966-68)
 Clarence McGeary (1946)
 Thomas Moe (1957-59)
 Howard Parkinson (1939)
 Bob Pringle (1944)
 John Rajala (1963-65)
 Chad Redmann (2003-04)
 Frank Rog (1952-54)
 Jack Simmons (2005-07)
 Jeff Smith (1972)
 Derek Stern (1981-82)
 John Townley (1940-42)
 Van Miller (1978)
 George Washington (1973)
 Reed Wiecks (1979)
Note Wozniak (2015-)

#81

Bryant Allen (2009-10)
 Duke Anyanwu (2013)
 Ronald Austin (1964)
 Ed Bahr (1986-87)
 Dave Blanchard (1949-50)
 Robert Brothen (1965-67)
 Jason Brouwer (1988-90)
 James Brunzell (1969-70)
 Kim Budish (1973)
 Chris Coyer (1974-75)
 Dorian Dehnle (1996)
 Keith Dimmy (1995)
 Ivan Doseff (1945)
 Daniel Drexler (1962-63)
 Scott Finley (1971-72)
 Bill Foss (1951-52)
 Lewis Garrison (1991-94)
 Nick Hart (2014)
 George Hicks (1942)
 Jon Jacoby (1956)
 Ed Johnson (1950)
 Kent Kromer (1964)
 Jeffrey Lotz (1968)
 Richard Miller (1957-58)
 Mike O'Bradovich (1940-41)
 Earl Ohlgren (1937-39)
 Jack Park (1959-61)
 Rob Pinkston (1983-84)

Jarod Posthumus (2003-05)
 John Purmort (1954)
 John Rabe (2011-12)
 Robert Rutherford (1952-54)
 Kelly A. Seibert (1981)
 Craig Seiffert (1982)
 Randall Sonnenfeld (1976-80)
 Ralph Spry (2007-08)
 Leonard Walsh (1927)
 Zach Vevea (1997-2001)

#82

Cliff Anderson (1940-42)
 A.J. Barker (2010-12)
 Richard Bassett (1962-63)
 Greg Baumhauer (1988)
 Kirk Behrendt (1989)
 Joe Blake (1983)
 Marc Cheatham (2007)
 Bruce Corey (1944)
 Lonnie Farrow (1979-82)
 Kenneth Fischman (1953)
 Jerry Friend (1957-59)
 Tristan Grigsby (1993)
 Nathan Harlan (1945)
 Kurt Hoolm (1974)
 Charlie Horton (1984)
 Lyle Hubbard (1955)
 Dave Johns (1972)
 Kyle Kramer (1990-92)
 Kent Kromer (1956)
 Mark Mangum (1977)
 Hilding Mattson (1937-39)
 Del May (1951)
 Jeff McCarron (1971)
 Roger Michalski (1965-66)
 Greg Mutha (1975-76)
 David Nixon (1967, 1969)
 Mike Orman (1964)
 Matt Reem (1994-95)
 Theodore Rude (1960-61)
 Robert Schneider (1943)
 Ben Utech (1999-03)
 Greg Veldman (1978)
 Bo Wasurick (1996-98)
 James Wheeler (1959)
 Ernie Wheelwright (2004-05)
 John Williams (1985-87)
 Drew Wolitarsky (2013-16)

#83

Jerry Bevan (1965-66)
 Glenn Bourquin (1976-79)
 Steve Cambrice (1990-92)
 Jay Carroll (1980-83)
 Spencer Dettman (1997-99)
 Jared Ellerson (2002-05)
 Conrad Emerson (1940)
 Don Fergen (1943)
 Ed Flaherty (1951)
 Perry Gehring (1957-59)
 Drew Goodger (2011-14)
 Jon Jellum (1993)
 Tim Jeneau (1984, 1986-87)
 John Kelly (1959)
 Doug Kingsriter (1969-72)
 David Lothner (1960)
 Keith Matthews (2000)
 Da'Jon McKnight (2008-09)
 Mark Merrill (1973)
 Dave Myers (1954-56)
 Zed Ostenson (1968)
 Aaron Petersen (1996)
 Scott Puchtel (1974-75)
 Dale Rappana (1944-45)
 Myron Rognie (1961-63)
 William Sausen (1964)
 Noah Scarver (2015)
 David Shoemaker (1989)

Ossie Troien (1942)
 Harold Van Every (1937-39)
 Johnny Woodson (1994-95)

#84

Norman Aamlie (1955)
 George Boerner (1939)
 Tom Cates (1943-45)
 Roger French (1951-52)
 Bruce Hammond (1956-59)
 Alex Hass (1995-99)
 Donald Haugo (1969)
 Mark Hoffman (1962)
 Aaron Hosack (2002-03)
 Michael Hunt (1974-77)
 Robert Jacobson (1953)
 Victor Keise (2010-13)
 Ken Kephart (1970, 1972-73)
 Kent Kramer (1963-65)
 Mike Long (1991-92)
 Justin Malvick (1993-94)
 James McNeely (1954)
 Art Mulvey (1927)
 Jerry Nowell (1941)
 Craig Otto (1985-88)
 Logan Payne (2004-06)
 Dick Peterson (1978)
 Richard Riedberger (1960)
 Scott Staudacher (1981)
 Robert Stein (1966-68)
 Moses Taylor (1990)
 Dave Thomas (1942)
 Jimmy Thompson (2008)
 Mark Vanderwoude (1984)
 Craig Weicholz (1991)
 Joe Weipert (1980-83)
 Trey Whirton (1989)
 Russ Wile (1937-38)
 John Wood (1979)

#85

Jack Adams (1941)
 Jason Bruce (1984)
 Richard Buendorf (1987)
 Jerry Carle (1942)
 Pat Crist (1973-75)
 Chester Durda (1951-52)
 Adam Galbreath (2003-04)
 Bill Gilchrist (1937)
 Paul Hopewell (1988-91)
 Ken Hughes (1980)
 Mike Johnson (1998)
 Richard Johnson (1956-59)
 Franz Koencke (1953-55)
 Eric Lair (2008-11)
 Rob LaRue (1997-99)
 Kenny Last (1964-66)
 Tony Levine (1992-95)
 Fred Madson (1943-44)
 Al Maeder (1927)
 Jim Marcella (1978)
 Steven Mayle (1985-86)
 Greg McCoy (1982-83)
 Bob McNamara (1952)
 George Meissner (1957)
 Morrie Miller (1963)
 Mark More (1938-40)
 Ray Parson (1968-69)
 Don Philbrook (1962)
 Lincoln Pisek (2012-15)
 Scott Puchtel (1927)
 Chad Redmann (2001-02)
 Mark Schwartz (1971)
 John Shannon (1970)
 Jerry Snyder (1956)
 Mark Vonderhaar (1981)
 Richard Warren (1961)
 Leonard Wilson (1945)
Bryce Witham (2016-)

Kenneth Wold (1960)
 Ken Wypyszynski (1976-77)

#86

Tom Anderson (1996)
 Jeff Anhorn (1975-77, 1979)
 Robert Bruggers (1963-65)
 Bart Buetow (1969-70)
 Grant Carter (1997-2000)
 Dan Christensen (1971-74)
 Robert Collison (1943)
 Anthony Davis (1978)
 Karl Deppe (1945)
 Treee Eure (2010)
 Thomas Hall (1959-61)
 Todd Hallstrom (1981)
 Shaun Jackson (1990-92)
 Delbert Jessen (1966-68)
 Tommy Leavitt (2004)
 Ed Lechner (1939-41)
Brandon Lingen (2014-)
 Dave Lothern (1962)
 Justin Malvick (1993-94)
 Philip McElroy (1951-54)
 Dwayne McCullen (1980)
 Malcolm Moulton (2011)
 Matthew Nolan (1944)
 Dick Plunkett (1942)
 Troy Reilly (2005-06)
 Kenneth Schultz (1956-59)
 Smith (1927)
 Gary Spakosky (1955)
 Kevin Starks (1982-85)
 Pat Tingelhoff (1986-90)
 Tony Vann (1995)
 Ted Wojcik (1938)

#87

John Abrahamson (1974)
 Clint Andrus (1951)
 Bill Baumgartner (1940-42, '46)
 Tim Browne (1970-71)
 Donald Bunge (1943)
 Mike Curtis (1978-82)
 Rick Dahlson (1977)
 Eric Dalen (1990-94)
 Calvin Davis (1947-48)
 Troy Duerr (1995-98)
 Gaelin Elmore (2014-16)
 Dick Fairchild (1956)
 Ken Fischman (1955)
 Fritz Grewing (1938-39)
 Cavonte Johnson (2015)
 Tyler Johnson (2000)
 John Kapotas (1952-54)
 Michael Kasten (2006)
 Dan Kwapinski (1999-03)
 Victor Kulbitski (1957-60)
 Richard Larson (1945-60)
 Meeks (1927)
 Rudy Monson (1984)
 Kyle Moore (2007-08)
 Greg Mulligan (1985)
 Sahr Ngeikia (2013)
 Jim Peterson (1944)
 Kevin Salmen (2001-05)
 Charles Sanders (1966-67)
 William Steinbauer (1968-69)
 Leonard Stream (1963-64)
 Zane Whitson (1988)
 Ron Wrobel (1972-73, 75-76)
 Bob Yurick (1986-89)
 Ray Zitloff (1961-62)

#88

Chester Anderson (1964-66)
 Scooter Baugus (1998-2002)
 Jeff Brewer (1970-71)
 Earl Bruhn (1945)

ALL-TIME NUMBERS

Ted Burke (1967)
Bronka Danguvich (1938)
Michael Dean (1992)
Andrew Gear (1927)
Bill Gladwin (1939-41)
Craig Graffunder (1981)
Bruce Holmes (1982-86)
Ryan Hubbard (1993-97)
John Huber (1944)
Paul Kenady (1968)
Collin McGarry (2008-11)
Art Meadowcroft (1972-73)
George Meissner (1958-59)
Mark Merrill (1975-77)
Jerald Moore (1988-90)
Tom Murphy (1978-79)
Craig Paulson (1980)
Robert Prawdzik (1960-62)
Micah Rucker (2003-05)
William Sausen (1963)
Robert Schmidt (1955-58)
James Soltau (1951-54)
Rashad Still (2015-)
David Vertin (1991)
Lamanzar Williams (1993)
Maxx Williams (2013-14)

#89

Duane Anderson (1945)
Mel Anderson (1983-86)
Aaron Brown (1963-65)
Robert Deegan (1958-61)
Patt Evans (1990-91)
Jim Fahnhorst (1977-81)
Keith Fahnhorst (1971-73)
Dan Gitlewski (1999)
Ernie Heifort (2013)
Mark Hendricks (1974)
Matt Herkenhoff (1970)
Logan Hutton (2012)
Jon Jelacic (1955-57)
Ron Johnson (1998)
Barrett Moen (2007-09)
Matt Morse (2016-)
George Path (1941-42)
Brad Putnam (1997)
Luke Rader (1943)
Tom Riley (1938-40)
Ronald Smith (1951, 1953-54)
Matt Spaeth (2003-06)
Bob Stassen (1944)
Shane Strain (1988-89)
Mark Tangen (1992-96)
Steve Tobin (1975-77)
Leon Trawick (1967-69)
Joe Vigil (1981)

#90

Tony Aitkin (1996)
Mark Allison (1976-78)
Martin Amos (1956)
Rudie Brandstrom (1944)
Chip Brixius (1989)
Eric Clark (2003-06)
Drew Dehnicke (1997-2000)
Frykman (1927)
Paul Gianton (1972-74)
Norman Hanley (1943)
Austin Hahn (2010-11)
Ed Hawthorne (1990-94)
Ray Henderson (2007-09)
Jim Jewett (1942)
Neil Litman (1939-41)
Dominic Mancuso (1955)
Curtis Mayfield (1969-71)
Bob McNamara (1951-52)
Hudson Mealey (1945)
Dave Mills (1954)
Dave Moodie (1975)

Dick Mundingier (1949-50)
Fred Orgas (1979-82)
Demaris Peppers (2014-)
Dick Peot (1946-48)
Theodore Rude (1959)
Dyron Russ (1995)
Mike Skorich (1957)
Ross Ukkelberg (1984-88)

#91

John Abramson (1975)
Dan Adams (1971-73)
Angvik (1927)
Nick Battaglia (1991)
Raymond Baylor (1994-97)
Charles Collins (1988)
Jeff Denny (1979-80)
Bill Dukin (1944)
Gary Durand (1970)
Verne Gagne (1943)
Craig Graffunder (1982-84)
K. Gregory-McGhee (2010-11)
Russ Heath (1990-93)
Gordon Holz (1951)
Jimmie James (1981)
Dale Johannsen (1956)
Julien Kafo (2015-16)
Alex Keith (2012-13)
Kevin Kellin (1978)
Robert McLeod (1953)
Todd Meisel (2003-04)
Steve Midboe (1974)
Richard Lee Miller (1959)
Todd Miteness (1987)
Mike Nielson (1977)
Mark Owens (1976)
Charles Pearson (1957)
Karon Riley (1998-2000)
Bob Sandberg (1941-42)
Gordon Sullivan (1945)
Jeff Sunvold (1985-86)
Willie VanDeSteeg (2005-08)

#92

John Babcock (1969-70)
William Brody (2006-08)
Mike Byrne (1972-74)
Mark Darden (1983)
Steve Davis (2005-06)
Matt DeGeest (2004)
Tai'yon Devers (2016-)
Ryan Domin (2001-02)
Troy Duerr (1994)
Roland Johnson (2012-13)
Andy Kratochvil (1991-93)
John Kuduk (1975-77, 1979)
Dick Maas (1982)
Ron Mertz (1988-90)
Darryl Mia (1978)
Robert Ndondo-Lay (2014-15)
Rick Roth (1984)
Dyron Russ (1996-99)
Rudolph Sikich (1941, 1944)
Leston Simpson (2010-11)
Harvey Solon (1945)
Bryan Suess (1986)
Alex Svedarsy (1987)
Terry Turek (1980-81)
Theron von Behren (1995)
Thomas Weisbrod (1953)
Maurice White (2000)

#93

Ken Anderson (1975)
Dick Andolshek (1971)
Steve Bisch (1978-81)
Earl Brink (1944)
William Brody (2006)

Andre Davis (1990-92)
Brandon Harston (2001-02)
Kevin Holmes (1993-95)
Bob House (1976-77)
Terry Hrycak (1985-88)
Merrick Jackson (2016-)
M.M. Johnson (1927)
Bill Maxe (1945)
Curtis Nelson (1968)
Shawn O'Brien (1989)
Derrick Onwuachi (2007-09)
Ben Perry (2011-14)
Charles Sandberg (1941)
John Schlecht (1998-2000)
Don Schmeckpepper (1943)
Nhemie Theodore (2004-05)
Gregg Wilson (1972-74)
Jude Wimberger (1996-97)
Ivan Zubar (1982-83)

#94

Andy Austin (1994)
Maurice Buchanan (2002-05)
Jim Bruton (1965)
Willie Dyson (2006-07)
Steve Gibbons (1984-85)
Jerry Gibson (2016-)
Todd Hallstrom (1978)
Bob Hanzlik (1945)
Doug Hoefler (1990-93)
Kevin Kellin (1979-82)
Ric Lager (1977)
Harold Legania (2012-14)
Don Meyer (1976)
Josh Rawlings (1995-98)
Robertson (1927)
Lynn Sandberg (1943)
Antoine Simpson (1994)
Bill Sims (1972-75)
Chris Smith (1999)
Bob Sparks (1944)
Mac Stephens (1986-89)
Dick Wildung (1940-42)

#95

Bergquist (1927)
Jerry Bevan (1964)
Alan Blanshan (1976-79)
Anthony Branton (1988-91)
Anthony Burke (1983-86)
Hendrick Ekpe (2013-16)
Ralph Green (1992-95)
Brandon Harston (2000)
Mark Hebenstreit (1975)
Antonio Horton (1980-81)
Joe Lauterbach (1940-42)
Tony Levine (1991)
Fred Loewen (1972-73)
Sean McWhirter (2007)
Jon Michals (1996-99)
Anthony Montgomery (2002-05)
James O'Brien (1968)
Tom Reinhardt (1943-45)
D.L. Wilhite (2009-12)

#96

Andy Austin (1995)
Glenn Bourquin (1975)
Jason Brower (1987)
Tim Burt (1945)
Mark DeSimone (1982-83)
Earl Eli (1941)
Melvin Ferguson (1981)
Irwin Forseth (1972)
Adam Haayer (1996-97)
Curtis Hughes (2007-08)
Brandon Kirksey (2008-11)
Walter Kozak (1942)
George Langenberg (1927)

Sam Logan (2001-03)
Jon Michals (1995)
Kevin Naddy (1974)
Dave Ramlet (2013)
Steven Richardson (2014-)
Jeff Schuh (1978-80)
Tim Setterquist (1970)
Matt Stommes (2006-07)
Kevin Sutton (1988-89)
Dave Sykora (1998-2000)
Steve Thompson (1984-86)
Steve Werner (1976)
Todd Wolkow (1990-94)
Bob Ziegler (1977)

#97

Jay Ammentorp (1952-53)
William Christison (1966-69)
Scott Ekpe (2012-16)
Jerome Elliott (1996)
Dean Fieze (1978)
Don Graiziger (1942)
Richard Holmstrom (1968)
Anthony Jacobs (2008-11)
Mark Losi (2001-05)
Doug McClosky (1983)
Ben Mezera (1997-2000)
Darryl Mia (1979-81)
Travis Mitchell (1984)
Steve Neils (1971-73)
Alton Oster (1927)
Shawn Reed (1982)
Steve Rhodus (1985-87)
Bob Runkel (1945)
Carl Selmer (1943-44)
Bob Smith (1939-41)
Scott Stauffacher (1982)
Steve Stewart (1974-77)
Trevor Walker (1990-94)
Ricky Williams (1988-89)
Erik Yates (1995)

#98

William Aldworth (1941-44)
Neel Allen (2004-07)
Michael Amaefula (2011-14)
Mike Cernoch (1996-2000)
Chris Connor (1970)
John Cranston (1968)
Anthony Davis (1979-82)
Mark Desimone (1984)
Bob Fern (1945)
Ted Harrison (1988)
Ivan Jankovic (1995)
Al Markert (1949-50)
Jon Melander (1985-87)
Gene Raiche (1971-72)
Antoine Richard (1994)
Jim Ronan (1976-78)
Eric Small (2008-09)
Jeff Smith (1973-75)
Andrew Veit (1990-93)
Dean Widseth (1946-48)

#99

John Abrahamson (1976-77)
Anthony Aitkin (1994)
Ogun Akbar (1992-93)
Matt Anderle (1997-00)
Tom Bienemann (1970)
Garrett Brown (2006-09)
Kraig Hackbarth (1988-91)
Ra'Shede Hageman (2010-13)
Damian Haye (2001-02)
Vincent Hypolite (1995-96)
Jimmie James (1982)
Duane Jurgens (1979)
Lawrence Kaplan (1985)
Jerry Keeble (1983)

John Larson (1974)
Keith Lipka (2003-05)
Richard Maas (1979)
Larry Marko (1979)
Pat McCullough (1973)
Bill Patterson (1975)
Tom Sapp (1978)
Craig Schleisman (1979)
Andrew Steiter (2014-)
John Westrum (1945)
Scott Williams (1991)

NOTE: Numbers are from 1926-27, 1931-2015. Athletes must have seen game action to be listed.

ACADEMIC ALL-BIG TEN

Akeem Akinwale, OL, 1999-2001
 Mike Albert, K, 2000
 Michael Amaefula, DE, 2012-14
 Matt Anderle, DT, 1998
 Paul Anderson, OL, 1986
 Duke Anyanwu, TE, 2016
 Joey Balthazor, LB, 2012
 Cole Banham, RB, 2013-14
 John Baumgartner, FB, 1954
 Brendan Beal, LB, 2012
 Colton Beebe, TE, 2016
 Alex Bisch, TE, 2012-14
 Jo Bjorklund, OL, 2012-14
 Alan Blanshan, DL, 1979
 Brian Bobek, OL, 2014-15
 Brian Boddy-Calhoun, DB, 2013-15
 Dick Borstad, FB, 1955, 1957
 Cameron Botticelli, DL, 2011-14
 Luke Braaten, LB, 1996-99
 Jack Brewer, FS/WR, 1999, 2001
 Tony Brinkhaus, OL, 2005-07
 Chip Brixius, OL, 1991
 Frank Brixius, OL, 1960
 William Brody, DE, 2008
 Garrett Brown, DT, 2007
 R.J. Buckner, DB, 2007
 Bart Buetow, OL, 1971
 Brad Bultman, C, 2006
 Derek Burns, OL, 1999-2001
 D.J. Burris, OL, 2007-10
 Foster Bush, OL, 2012-15
 De'Vondre Campbell, 2014
 Lee Campbell, LB, 2009
 Joshua Campion, OL, 2015
 Damien Cannaday, WR, 2001
 John Carlson, LB, 2006
 Emmit Carpenter, K, 2016
 Eric Carter, WR, 2015-16
 Jeremiah Carter, OT, 2002
 Blake Cashman, LB, 2016
 Jonathan Celestin, LB, 2015-16
 Mike Cernoch, DE, 1999-2000
 Mike Chaberg, K, 1993-95
 Patrick Cheney, LB, 2005-06
 Jon Christenson, OL, 2012-15
 Theiren Cockran, DE, 2012
 Chris Cohen, DB, 1991
 Ryan Coleman, LS, 2010
 Ryan Collado, DB, 2008
 Michael Conway, WR, 2016
 Justin Conzemius, DB, 1992-95
 Keanon Cooper, LB, 2009, 2011-12
 Ed Cotton, FB, 2010
 Devin Crawford-Tufts, WR, 2012
 Pat Cummings, RB, 1989
 Steve Davis, LB, 2006-08
 Trey Davis, OL, 2008-09
 Eric Decker, WR, 2006-09
 Omar Douglas, WR, 1991-93
 Judge Dickson, FB, 1961
 Troy Duerer, DT, 1995
 Tony Dungy, QB, 1975-76
 Shawn Ehrlich, DL, 1992
 Scott Ekpe, DL, 2015-16
 James Elizondo, OT, 1996
 Gaelin Elmore, DL, 2015-16
 Derrick Engel, WR, 2012-13
 Greg Eslinger, C, 2003-05
 Junior Eugene, LB, 2002
 Jeremy Faue, FB, 2005-06
 Jake Filkins, LS, 2012-13

Dennis Fitzpatrick, OL, 1977
 Chris Fowlkes, OL, 1992-95
 Mike Frankberg, QB, 2007
 Isaac Fruechte, WR, 2013
 Perry Gehring, OL, 1956-58
 Jimmy Gjere, OL, 2011
 Luke Gilme, OL, 1994
 Drew Goodger, TE, 2012-14
 Brody Grandas, SS, 2006
 Ryan Grant, LB, 2009, 2012
 Jason Green, DL, 2001
 Preston Gruening, P, 1999-2002
 Jeff Gunderson, DL, 1973
 Jason Hagman, CB, 1997-98
 Austin Hahn, DT, 2010
 Justin Hall, WLB, 1998-99
 Austin Hahn, DL, 2011
 Ben Hamilton, C, 2000
 Brent Harms, DL, 1980-81
 Tyler Hartmann, FB, 2014-15
 Fred Hartwig, SE, 1983
 Brian Harvey, OL, 1976
 Pat Hau, OG, 1996
 Chase Haviland, DB, 2011
 Chris Hawthorne, K, 2012-13
 Isaac Hayes, OL, 2014-15
 Ernie Heifort, TE/OL, 2013
 Mike Henry, FB, 2011-13
 Brent Herbel, P, 1986-89
 Jacob Herbers, H, 2016
 Peter Hiestand, LB, 1992-95
 Aaron Hill, LB, 2010-13
 Deon Hightower, LB, 2008
 Jim Hobbins, OL, 1986
 Bob Hobert, RB, 1955-56
 John Hoese, DB, 2008-09
 Chris Holden, LB, 2003
 Bryson Hollimon, OL, 1977
 Bill Humphries, OL, 1979
 Logan Hutton, WR, 2014
 Justin Isom, SS, 2002-03
 John Jakes, OL, 2006-07
 Noel Jenke, LB, 1968-69
 Todd Jesewitz, OL, 1993-95
 Ron Johnson, WR, 1999
 Ezell Jones, OL, 1967
 Marcus Jones, WR, 2012-13
 Rob Jones, QB, 1995-96
 Payton Jordahl, LS, 2015-16
 Julien Kafo, DL, 2016
 Benji Kamrath, QB, 2002-03
 Ron Kamzelski, DL, 1966-67
 Victor Keise, WR, 2013
 Ron King, LB, 1971
 Wayne King, LB, 1968
 Doug Kingsriter, OL, 1972
 Donnell Kirkwood, RB, 2014
 Kent Kitzman, FB, 1976
 Bryan Klitzke, S, 2009-11
 Justin Kucek, P, 2008
 Ben Kuznia, WR, 2008-09
 Dan Kwapinski, DT, 2000-03
 Jason Lamers, FB, 2003-05
 Ben Langford, LB, 1993-94
 De'Niro Laster, LB, 2014
 Ben Lauer, OL, 2013
 Matt Leidner, OL, 2015-16
 Mitch Leidner, QB, 2013-16
 Grayson Levine, DB, 2012-13
 Tony Levine, WR, 1994-95
 Brandon Lingene, TE, 2015-16

Bill Light, LB, 1970
 Dan Liimatta, OL, 1987-89
 Dan LiSanti, DB, 1991-92, 94
 Mark Losli, DE, 2002-05
 Adam Lueck, QB, 2010-11
 Mike Maciejowski, QB, 2008
 KJ Maye, WR, 2013
 Adam Mayer, WR, 2016
 Barry Mayer, HB, 1968-70
 Jephth Matilus, LB, 2012-13
 Kyle McCoy, OL, 2014
 Luke McCoy, OL, 2014
 Pat McCarthy, LB, 2003-05
 Colin McGarry, TE, 2009-11
 Robert McGarry, LS, 2005-07
 Ken McClintock, RB, 1991
 John McKelvey, DB, 2015
 Eric McManus, PK, 1997
 Karl Mecklenburg, DL, 1982
 Todd Meisel, DT, 2005-07
 Chris Mensen, OL, 2008
 Jon Melander, OL, 1989
 Andy Merrill, LB, 2001
 Gabe Mezzenga, FB, 2013
 Barrett Moen, DL, 2007-09
 Joel Monroe, K, 2007-08
 Steven Montgomery, DB, 2012
 Steve Moore, LB, 2006-07
 Peter Mortell, P, 2012-15
 Tony Mortensen, QB, 2005, '07-08
 Mark Mullaney, LB, 2005
 Peter Najarian, LB, 1983-85
 Philip Nelson, QB, 2013
 Dave Nixon, DL, 1967
 Dan Nystrom, K, 2002
 Damola Ogundipe, RB, 2007-08
 Ed Olson Jr., OL, 2011-13
 Tommy Olson, OL, 2012-14
 Derrick Onwuachi, DE, 2007-09
 Fred Orgas, DL, 1980-82
 Ryan Orton, OL, 2008-11
 Astein Osei, DE/LB, 1999-2001
 Craig Paulson, DL, 1984
 Logan Payne, WR, 2004-06
 Jonah Pirsig, OL, 2013-16
 Lincoln Plsek, TE, 2013
 Jarod Posthumus, TE, 2003-05
 Brad Prigge, FB, 1997-99
 Peter Prudden, LS, 2001-03
 David Puk, RB, 1984-85
 John Rabe, TE, 2012
 Derek Rackley, LS, 1996-99
 Mike Rallis, LB, 2010-12
 Nick Rallis, LB, 2013, 2015-16
 Dave Ramlet, LS, 2013-14
 Troy Reilly, TE, 2007
 Conor Rhoda, QB, 2016
 Antoine Richard, DT, 1995
 Steven Richardson, DT, 2015-16
 Mike Robb, FS, 1980-81
 Fred Rodgers, CB, 1996
 Ace Rogers, DB, 2016
 Jeff Rosga, DB, 1991-93
 Ryan Roth, OG, 1998
 Ryan Ruckdashel, OG, 2006, '08-09
 Ryan Santos, K, 2014-16
 Shady Salamon, RB, 2009-11
 Lance Sannes, OT, 2002
 EJ Sardinha, WR, 2015
 Craig Sauer, LB, 1993-95
 Cory Sauter, QB, 1994-97

Scott Schaffner, K, 1989-91
 David Schwerman, K, 2010-12
 Jerome Shetler, OL, 1959
 John Shevlin, LB, 2005-07
 Marcus Shereels, DB, 2007-09
 Steve Shidell, OT, 2005-07
 Max Shortell, QB, 2012
 Jack Simmons, TE, 2006-08
 Dominique Sims, FS, 2001-04
 Eric Small, DL, 2008-09
 Chris Smith, LB, 1994
 Matt Spaeth, TE, 2003-06
 Joel Staats, LB, 1989-91
 Alexander Starks, DB, 2016
 Bob Stein, DL, 1966-68
 Eric Stenzel, DE, 2003
 Andrew Stelter, DL, 2015-16
 Matt Stommes, OL, 2007-09
 Bob Stroup, FB, 1982
 Chris Streveler, QB, 2014-15
 Miit Sunde, OL, 1963
 Mike Svendsen, OL, 1957-58
 Pat Sveum, LB, 2010-11
 Tyson Swaggert, C, 2003-06
 Dave Sykora, DT, 1999
 Stan Sysma, DL, 1977-78
 Jim Tallman, LB, 1995-96
 Mark Tangen, TE, 1993
 Kyle Theret, S, 2008
 Mile Thomas, FB, 2015
 Cedric Thompson, DB, 2012, 2014
 Yoshoub Timms, DL, 2013, 2015-16
 Jeff Tow-Arnett, OL, 2007-09
 Nick Tow-Arnett, TE, 2009
 Leon Trawick, DL, 1969
 Louis Tuszyński, WR, 2015
 Brock Vereen, DB, 2012-13
 Zach Vevea, TE, 1998-2001
 Theron von Behren, DT, 1997
 Eli Ward, S, 2000, 2002
 Dave Watson, DE, 1995
 Adam Weber, QB, 2007-10
 Bob Weber, CB, 1976-77
 Ben West, LB, 2001
 Peter Westerhaus, 2015
 Jordan Wettstein, K, 2011-12
 Jeff Weyler, OL, 2016
 Jim Wheeler, OL, 1961
 D.L. Wilhite, DE, 2009
 Jim Wilkinson, SLB, 1998
 Everett Williams, LB, 2015
 Maxx Williams, TE, 2013-14
 Parc Williams, LB, 1995-98
 Scott Williams, LS, 1995
 Chris Wipson, LB, 2014
 Rick Wittthus, S, 1981
 Drew Wolitarsky, WR, 2014, 2016
 Lance Wolkow, LB, 1991-93
 Nate Wozniak, TE, 2014
 Mike Wright, OL, 1959
 Ryan Wynn, OL, 2008, 2010-11
 Spergon Wynn, QB, 1996
 Blake Zochert, LB, 2000

PRO FOOTBALL HALL OF FAME

The Pro Football Hall of Fame was officially opened on Sept. 7, 1963. Located in Canton, Ohio, the original two buildings that made up the Hall of Fame were 19,000-square-feet. Inducted that day were the first 17 members, including Minnesota's Bronko Nagurski. In May of 1971, the Hall of Fame became three buildings and 34,000 total square feet that featured more space for display areas, a movie theater, gift shop and research library. Visitor attendance reached 200,000 annually for the first time that year. Today, new displays and the Game Day Stadium showing the "100-yard Universe", an NFL Films production, adorn the Hall of Fame.

Minnesota's seven Pro Football Hall of Fame inductees ranks eighth among college football programs and is third in the Big Ten behind Ohio State (10) and Michigan (8).

Tony Dungy was Minnesota's seventh and most recent inductee into the Pro Football Hall. The former Gopher quarterback was enshrined on Aug. 6, 2016.

Dungy played for the Gophers from 1973-76 and was the team captain in 1976. After his collegiate career, Dungy signed with the Pittsburgh Steelers. In 1978, he intercepted six passes, second-best in the AFC, and helped the Steelers defeat the Dallas Cowboys in Super Bowl XIII. Dungy was the head coach of the Indianapolis Colts from 2002-08 and led the Colts to their first Super Bowl title in 2007.

Nagurski is the only college player to be named a first team consensus All-American at two different positions before leading the Chicago Bears to three NFL Championships. He was inducted in 1963 as a charter member.

Leo Nomellini was a three-time first team All-Big Ten player for Minnesota as well as a two-time All-American. He later went on to play for the San Francisco 49ers and played in every game of his professional career for 14 years. In 1970, he was named to the NFL's 25th anniversary team as one of the all-time great defensive tackles. He was inducted in 1969.

Bobby Bell was one of two Golden Gophers who brought the Outland Trophy to the U of M during his career. Bell won the award in 1962 before guiding the Kansas City Chiefs to two Super Bowls. Bell was inducted in 1983.

Bud Grant was an All-Big Ten end in 1948 and 1949 before he eventually became the head coach of the Minnesota Vikings. Grant coached the Vikings to 11 divisional titles and four Super Bowl appearances. He was enshrined in 1994.

Eller was a consensus All-American in 1963 and a three-time All-Big Ten selection during his U of M career. He went on to play 16 seasons in the NFL, 15 with the Minnesota Vikings. He was a five-time All-Pro and started at defensive end in four Super Bowls for the Vikings.

Sanders lettered for Minnesota in 1966 and 1967 as a tight end, earning All-Big Ten honors as a senior. He helped lead the Gophers to an 8-2 record and a share of the Big Ten title in 1967. Sanders moved to tight end as a senior where he caught 21 passes for 276 yards and two touchdowns. He was drafted by the Lions in the third round (74th overall pick) of the 1968 NFL Draft.




BOBBY BELL — 1983




BRONKO NAGURSKI — 1963




LEO NOMELLINI — 1969




BUD GRANT — 1994



CHARLIE SANDERS — 2007



CARL ELLER — 2004



TONY DUNGY — 2016

COLLEGE FOOTBALL HALL OF FAME

A total of 20 former Golden Gopher players are enshrined in the College Football Hall of Fame. They range from Edward L. Rogers, who scored the game-tying touchdown in the famous Little Brown Jug game against Michigan in 1903, to Bobby Bell, who brought the Outland Trophy to the University of Minnesota in 1962. Minnesota's most recent inductee -- Sandy Stephens -- was added to the Hall of Fame in 2011.

In addition, three former Minnesota coaches, Bernie Bierman, Fritz Crisler and Henry Williams, have been inducted into the Hall as well. The Hall of Fame moved to Atlanta in August, 2014. It had previously been located in South Bend, Ind. and Kings Island, Ohio.

The first members of the College Football Hall of Fame were selected in 1951. Today, there are more than 1,000 players and coaches in the Hall.

The Hall of Fame is a part of the National Football Foundation, which was conceived in 1947 by the late Grantland Rice. In addition to sponsoring the Hall of Fame, the Foundation has awarded more than \$3 million in graduate school scholarships to college football players.



HENRY WILLIAMS
Coach (1900-21)
Inducted in 1951




BRONKO NAGURSKI
Fullback, Tackle (1927-29)
Inducted in 1951



BERT BASTON
End (1914-16)
Inducted in 1954




"FRITZ" CRISLER
Coach (1930-31)
Inducted in 1954




HERB JOESTING
Fullback (1925-27)
Inducted in 1954



ED WIDSETH
Tackle (1934-36)
Inducted in 1954



BERNIE BIERMAN
Coach (1932-41, 1945-50)
Inducted in 1955



DICK WILDUNG
Tackle (1940-42)
Inducted in 1957




FRANCIS "PUG" LUND
Halfback (1932-34)
Inducted in 1958



BIGGIE MUNN
Halfback (1929-31)
Inducted in 1959



JOHN MCGOVERN
Quarterback (1908-10)
Inducted in 1966



ED ROGERS
End, Kicker (1901-03)
Inducted in 1968




CHARLES WILKINSON
Guard (1934-36)
Inducted in 1969




BOBBY MARSHALL
End (1904-06)
Inducted in 1971



BRUCE SMITH
Halfback (1939-41)
Inducted in 1972



LEO NOMMELINI
Tackle, Guard (1947-49)
Inducted in 1977



PAUL GIEL
Halfback (1951-53)
Inducted in 1975



CLAYTON TONNEMAKER
Center (1946-49)
Inducted in 1980




BOBBY BELL
Tackle (1960-62)
Inducted in 1991



GEORGE FRANCK
Halfback (1938-40)
Inducted in 2002



TOM BROWN
Guard (1958-60)
Inducted in 2003



CARL ELLER
Guard (1961-63)
Inducted in 2006



SANDY STEPHENS
Quarterback (1959-61)
Inducted in 2011

AWARDS & HONORS

NATIONAL AWARD WINNERS

HEISMAN MEMORIAL TROPHY

1941 Bruce Smith, HB

WALTER CAMP AWARD

1953 Paul Giel, HB

JOHN OUTLAND TROPHY

1960 Tom Brown, G

1962 Bobby Bell, T

2005 Greg Eslinger, C

JIM THORPE AWARD

1999 Tyrone Carter, SS

DAVE RIMINGTON TROPHY

2005 Greg Eslinger, C

JOHN MACKEY AWARD

2006 Matt Spaeth, TE

NATIONAL COACH OF THE YEAR

1960 Murray Warmath AFCA, FWA

1999 Glen Mason College Football News

AFCA REGION COACH OF THE YEAR

1960 Murray Warmath Division 6

1961 Murray Warmath Division 6

2013 Jerry Kill Region 4

2014 Jerry Kill Region 4

FIRST TEAM ALL-AMERICANS

Year	Name	Pos.	All-American service
1903	Fred Schacht	T	AP
1904	Moses Strathern	E	AP
1909	Johnny McGovern	QB	Walter Camp, Look Magazine
1910	James Walker	T	Walter Camp, Look Magazine
1913	Clark Shaughnessy	FB	AP
	Lorin Solon	E	AP
1914	Lorin Solon	E	AP
1915	Bert Baston	E	AP, Walter Camp, Look Magazine
	Bernie Bierman	FB	AP
	Merton Dunningan	G	AP
1916	Bert Baston	E	Walter Camp, AP
	C.J. "Shorty" Long	QB	AP
	George Hauser	T	International News Service
1917	George Hauser	T	AP
1923	Ray Ecklund	E	AP
	Earl Martineau	HB	AP, Walter Camp, Look Magazine
1926	Herb Joesting	FB	AP, Look Magazine, Walter Camp
1927	Herb Joesting	FB	AP, Walter Camp
	Harold Hanson	G	UPI
1928	George Gibson	G	AP, Look Magazine, Walter Camp
	Kenneth Haycraft	E	Collier's Weekly, Look Magazine
1929	Bronko Nagurski	FB/T	AP, Look Magazine
1931	Clarence "Biggie" Munn	G	AP, UPI, Look Magazine, Walter Camp
1933	Frank "Butch" Larson	E	UPI, Look Magazine, Collier's Weekly/Grantland Rice
	Francis "Pug" Lund	HB	AP, United Press, Liberty
1934	Frank "Butch" Larson	E	AP, Look Magazine, Collier's Weekly/Grantland Rice
	Francis "Pug" Lund	HB	AP, Liberty, Walter Camp, Collier's Weekly/Grantland Rice, Look Magazine

	Bill Bevan	G	Collier's Weekly/Grantland Rice, Liberty, Look Magazine
	Bob Tenner	E	UPI
1935	Charles "Bud" Wilkinson	G	Grantland Rice, AP
	Ed Widseth	T	Walter Camp, UPI, Liberty, INS, New York World Telegram
	Dick Smith	T	AP, UPI, New York World Telegram, Look Magazine
	Sheldon Beise	HB	American Sports Service, New York Daily Mirror
1936	Ed Widseth	T	Collier's/Grantland Rice, AP, INS, NEA, New York Sun, Look Magazine, New York Morning Telegram, Hearst, UPI, Paramount News
1937	Ray King	E	Walter Camp, Look Magazine, INS
	Andy Uram	FB	AP
1938	Francis Twedell	G	AP, UPI
1940	Urban Odson	T	Liberty
	George Franck	HB	Walter Camp, Collier's, AP, UPI, Look Magazine, Football Digest
1941	Bruce Smith	HB	Walter Camp, INS, Time Life, AP, UPI, Look Magazine
	Dick Wildung	T	Walter Camp, INS, Time Life, AP, UPI
1942	Dick Wildung	T	Walter Camp, AP, Stern, Collier's/Grantland Rice, Look Magazine, Sporting News
1943	Bill Daley	FB	Collier's/Grantland Rice, AP
	Herb Hein	E	AP
	Paul Mitchell	T	Collier's/Grantland Rice
1948	Leo Nomellini	T/G	Walter Camp, AP, INS, FWA, AFCA, Collier's/Grantland Rice, The Sporting News, Look Magazine,
1949	Leo Nomellini	T/G	Walter Camp, AP, Look Magazine, AFCA, Sporting News
	Clayton Tonnenmaker	C	Walter Camp, AP, FWA, AFCA, Collier's/Grantland Rice, Look Magazine, The Sporting News
1952	Paul Giel	HB	AP, Look Magazine, FWA
1953	Paul Giel	HB	Walter Camp, AP, Look Magazine, FWA, AFCA
1954	Bob McNamara	HB/FB	AP, Look Magazine, FWA
1956	Bob Hobert	T	AP, Look Magazine, FWA
1960	Tom Brown	G	Walter Camp, AP, Coach & Athlete, The Sporting News, NEA, UPI, AFCA, Look Magazine, New York News, ABC-TV, FWA
1961	Sandy Stephens	QB	Walter Camp, AP, UPI, The Sporting News, AFCA, FWA
	Bobby Bell	T	AP, Look Magazine, FWA, AFCA, The Sporting News
1962	Bobby Bell	T	Walter Camp, Look Magazine, AFCA, UPI, The Sporting News, TV Guide, FWA, Williamson National Football Rating System, Coach & Athlete, CBS-TV, NEA
1963	Carl Eller	T	Walter Camp, UPI, AP, TV Guide, Look Magazine, The Sporting News, CBS-TV, Time Magazine, Sporting News, New York News, FWA, AFCA
1965	Aaron Brown	E	AP, Look Magazine, UPI, FWA, Collier's/Grantland Rice, The Sporting News
1967	Bob Stein	E	Walter Camp, AP, UPI, FWA

Year	Name	Pos.	All-American service
1968	Bob Stein	E	Walter Camp, AP, UPI, FWAA
1971	Doug Kingsriter	TE	Bob Hope, AP
1997	Lamanzer Williams	DE	College Football Writers Association, FWAA
1998	Tyrone Carter	SS	Football News, The Sports Network
1999	Tyrone Carter	SS	Walter Camp, AP, AFCA, FWAA, The Sporting News, CBS Sportsline, CollegeFootballNews.com
	Ben Hamilton	C	AP, The Sporting News, CBS Sportsline
2000	Ben Hamilton	C	Walter Camp, Football News, AFCA
	Preston Gruening	P	Football News
2004	Greg Eslinger	C	FWAA, SI.com
	Mark Setterstrom	G	Rivals.com
2005	Greg Eslinger	C	AP, Walter Camp, AFCA, FWAA, Rivals.com, SI.com
	Laurence Maroney	RB	Rivals.com
2006	Matt Spaeth	TE	AP
2014	Maxx Williams	TE	Sporting News, FWAA

OTHER ALL-AMERICANS

Year	Name	Team	Pos.	All-American service
1903	Sigmund Harris	3rd	QB	Walter Camp
1903	Ed Rogers	3rd	E	Walter Camp
1903	Moses Strathern	2nd	E	Walter Camp
1904	Sigmund Harris	3rd	QB	Walter Camp
1904	Walton Thorpe	3rd	G	Walter Camp
1905	Bobby Marshall	2nd	E	Walter Camp
1906	Bobby Marshall	2nd	E	Walter Camp
1909	H.E. Farnam	3rd	QB	Walter Camp
1910	George Bromley	2nd	G	Look Magazine
1911	Reuben Rosenwald	2nd	G	Walter Camp, New York Globe
1912	Clark Shaughnessy	3rd	G	Walter Camp
1925	Leonard Walsh	2nd	G	Chicago Tribune
1929	Bob Tanner	2nd	E	New York Post, NEA
1930	Clarence "Biggie" Munn	3rd	G	NEA
1931	Jack Manders	2nd	FB	Central Press Association
1932	Jack Manders	3rd	FB	International News Service
1933	Roy Oen	2nd	C	UPI
1934	Stan Kostka	2nd	FB	College Sports Writers
1936	Andy Uram	2nd	HB	AP, Central Press Association
1937	Francis Twedell	2nd	G	AP, UPI
1947	Leo Nomellini	2nd	G	AP, UPI, INS
1948	Clayton Tonnemaker	3rd	C	FWAA
1949	Bud Grant	2nd	E	FWAA
2013	Ra'Shede Hageman	3rd	DT	AP
2014	Maxx Williams	2nd	TE	AP, Walter Camp

FRESHMAN ALL-AMERICANS

Year	Name	Team	Pos.	All-American service
2001	Bradley Vance	1st	LB	FWAA
2002	Charlton Keith	1st	DE	Rivals.com
2003	Laurence Maroney	1st	RB	FWAA, Rivals.com
2003	Matt Spaeth	1st	TE	Rivals.com
2005	Steve Davis	1st	DE	FWAA, Rivals.com
2007	Adam Weber	3rd	QB	CFN, Sporting News
2013	Ben Lauer	1st	LT	FWAA
2013	Maxx Williams	3rd	TE	Athlon
2016	Antoine Winfield Jr.	1st	DB	Pro Football Focus

ACADEMIC

ALL-AMERICANS

1956	Bob Hobert, Tackle
1959	Mike Wright, Tackle
1960	Frank Brixius, Tackle
1968	Bob Stein, End
1970	Barry Mayer, HB
1985	David Puk, RB (2nd)
1990	Brent Herbel, P (1st)
1993	Justin Conzemius, DB (2nd)
1993	Omar Douglas, WR (2nd)
1993	Jeff Rosga, LB (2nd)
1994	Justin Conzemius, DB (1st)
1995	Justin Conzemius, DB (2nd)
2003	Justin Isom, DB (2nd)
2004	Greg Eslinger, C (2nd)
2005	Greg Eslinger, C (2nd)
2005	Mark Losli, DT (2nd)
2014	Maxx Williams, TE (1st)
2015	Brandon Lingen, TE (2nd)

NCAA POSTGRADUATE

SCHOLARSHIP

1969	Bob Stein
1971	Barry Mayer
1973	Doug Kingsriter
1978	Bobby Weber
1999	Parc Williams

TEAM AWARDS

1992	Ken McClintock, RB
1993	Antonio Carter, RB
1994	Ed Hawthorne, DT
1995	Chris Darkins, RB
1996	Jerome Davis, DT
1997	Cory Sauter, QB
1998	Troy Duerr, OT
1999	Ben Hamilton, C
2000	Justin Hall, LB
2001	Jack Brewer, FS
2002	Jeremiah Carter, OT
2003	Joe Quinn, OG
2004	Dominique Sims, LB
2005	Mark Setterstrom, OG
2006	Dominique Barber, FS
2007	Tony Brinkhaus, C Todd Meisel, DT
2008	Tony Mortensen, QB Eric Small, DT
2009	Adam Weber, QB Ryan Collado, DB
2010	Duane Bennett, RB
2011	Adam Lueck, QB
2012	MarQueis Gray, QB
2013	Brock Vereen, DB Aaron Hill, LB
2014	Donnell Kirkwood, RB
2015	Jon Christenson, OL
2016	Mitch Leidner, QB

NEIL FREDENBURG AWARD COURAGE AND LOVE OF THE GAME

1999	Sean Hoffman, LB
2000	Sean Hoffman, LB
2001	Steve Murray, DB
2002	Jeremiah Carter, OT
2003	Dan Kwapinski, DT
2004	Jakari Wallace, WR
2005	Matt Spaeth, TE
2006	Mike Shereis, LB
2007	Mike Shereis, LB Justin Valentine, FB
2008	Jack Simmons, TE Kyle Theret, S
2009	Eric Small, DT Lee Campbell, LB Nick Tow-Arnett, TE
2010	Jon Hoese, FB Anthony Jacobs, DL
2011	Duane Bennett, RB
2012	Mike Rallis, LB
2013	Aaron Hill, LB
2014	Mitch Leidner, QB
2015	Mitch Leidner, QB
2016	Mitch Leidner, QB Jack Lynn, LB Nick Rallis, LB

OFFENSIVE SCOUT TEAM AWARD

OUTSTANDING PLAY ON THE OFFENSIVE SCOUT TEAM

1997	Michael Mullen, RB
1998	Scooter Baugus, TE
1999	Ben Utecht, WR
2000	Clarence Woods, WR
2001	Jerry Macken, FB
2002	Zack Kartak, RB

2003	Kevin Salmen, TE
2004	Tommy Jacobs, OG
2005	Joe Swanson, OG
2006	Matt Krueger, OG
2007	Kyle Moore, WR
2008	Matt Carufel, OL
2009	Ed Olson, OL
2010	Lamonte Edwards, RB
2011	Cole Banham, RB
2012	Cole Banham, RB Mitch Leidner, QB
2013	Jephte Matilus, LB (scout team RB)
2014	Matt Leidner, OL
2015	Conor Rhoda, QB
2016	Seth Green, QB

DEFENSIVE SCOUT TEAM AWARD

OUTSTANDING PLAY ON THE DEFENSIVE SCOUT TEAM

1997	Curtese Poole, LB
1998	Karon Riley, DE
1999	DaVonta Bell, LB
2000	Darrell Reid, LB
2001	Charlton Keith, DE
2002	Eric Clark, DE; Pat McCarthy, LB Eric Washington, LB
2003	John Shevlin, LB
2004	Seth Thompson, DB
2005	Brody Grandas, CB
2006	Mike Hart, LB
2007	Andre Taté, LB
2008	Kim Royston, DB
2009	Aaron Hill, LB
2010	Cameron Botticelli, DE
2011	Jephte Matilus, LB
2012	Matt Garin, DE Jack Lynn, LB
2013	Chris Wipson, LB
2014	Cody Pooch, LB
2015	Gary Moore, DL Winston DeLattiboudere, DE
2016	Gary Moore, DL

TONY DUNGY AWARD CHARACTER AND COMMUNITY SERVICE

2007	Amir Pinnix, RB
2008	Deon Hightower, LB
2009	Eric Decker, WR
2010	R.J. Buckner, RB
2011	Brandon Kirksey, DL
2012	Connor Cosgrove, WR
2013	Chris Hawthorne, K
2014	Luke McAvoy, OL
2015	Jon Christenson, OL
2016	Damarius Travis, S

GARY TINSLEY AWARD PLAYER WHO BEST EMBRACED TINSLEY'S UNDERDOG PERSONA

2012	Keanon Cooper, LB
2013	David Cobb, RB
2014	Briean Boddy-Calhoun, CB
2015	Adekunle Ayinde, S
2016	Blake Cashman, LB

OUTSTANDING FIRST YEAR

PLAYERS

OUTSTANDING PLAY BY A FIRST YEAR PLAYER

2007	Kyle Theret, S; Adam Weber, QB
2008	DeLeon Eskridge, RB Simoni Lawrence, LB Troy Stoudermire, KR
2009	MarQueis Gray, QB D.L. Wilhite, DE
2010	Ed Olson, OT Matt Garin, DE
2011	Devin Crawford-Tufts, WR Marcus Jones, WR Michael Amaefula, DE
2012	Philip Nelson, QB Rodrick Williams Jr., RB Scott Ekpe, DT
2013	Maxx Williams, TE Donovahn Jones, WR Hendrick Ekpe, DT
2014	Brandon Lingen, TE Steven Richardson, DL
2015	Shannon Brooks, RB KiAnte Hardin, CB
2016	Tyler Johnson, WR Antoine Winfield Jr., S

BIG TEN HONORS

BIG TEN CHAMPIONSHIPS

1900, 1903, 1904, 1906, 1909, 1910, 1911, 1915, 1927, 1933, 1934, 1935, 1937, 1938, 1940, 1941, 1960, 1967

CHICAGO TRIBUNE BIG TEN

MOST VALUABLE PLAYER

1931 Clarence "Biggie" Munn, G
1934 Francis "Pug" Lund, HB
1952 Paul Giel, HB
1953 Paul Giel, HB
1960 Tom Brown, G
1961 Sandy Stephens, QB

BIG TEN FRESHMAN OF THE YEAR

1986 Darrell Thompson, RB
2003 Laurence Maroney, RB

DEFENSIVE LINEMAN OF THE YEAR

2000 Karon Riley, DE

OFFENSIVE LINEMAN OF THE YEAR

2005 Greg Eslinger, C

KICKER OF THE YEAR

2016 Emmmit Carpenter

PUNTER OF THE YEAR

2014 Peter Mortell

TIGHT END OF THE YEAR

2014 Maxx Williams

DAVE McCLAIN COACH OF THE YEAR

1999 Glen Mason
2014 Jerry Kill

HAYES-SCHEMBECHLER COACH OF THE YEAR

2014 Jerry Kill

ALL-BIG TEN FIRST TEAM

2016 Emmitt Carpenter, K (media)
2014 Brieon Boddy-Calhoun, CB (media)
Zac Epping, OL (media)
Peter Mortell, P
Maxx Williams, TE
Damien Wilson, LB (media)
2013 Ra'Shede Hageman, DT
Brock Vereen, DB (coaches)
2009 Eric Decker, WR (coaches)
2008 Eric Decker, WR
Willie VanDeSteege, DE (media)
2006 Matt Spaeth, TE
2005 Greg Eslinger, C
Laurence Maroney, RB
Mark Setterstrom, OG
Matt Spaeth, TE
2004 Ukee Dozier, CB (media)
Greg Eslinger, C
Laurence Maroney, RB
Rian Melander, OT
Mark Setterstrom, OG
2003 Marion Barber III, RB
Greg Eslinger, C
Ben Utech, TE (coaches)
2001 Jack Brewer, FS (media)
2000 Ben Hamilton, C
Karon Riley, DE
Ron Johnson, WR (media)
Willie Middlebrooks, CB (media)

1999 Tyrone Carter, SS
Ben Hamilton, C
Thomas Hamner, RB
Karon Riley, DE (coaches)
1998 Tyrone Carter, SS
1997 Lamanner Williams, DE
1994 Ed Hawthorne, DT (coaches)
Chris Darkins (media)
1991 Sean Lumpkin, DB
Patt Evans, TE (media)
1990 Chris Thome, C (coaches)
1987 Troy Wolkow, OG (coaches)
1986 Darrell Thompson, TB
Chip Lohmiller, K (coaches)
Bruce Holmes, LB (coaches)
1981 Jim Fahnhorst, LB
Ken Dallafoir, OT (coaches)
Garry White, FB
1980 Marion Barber, TB
Jeff Schuh, DE (media)
1979 Elmer Bailey, SE (coaches)
1978 Marion Barber, TB
Paul Rogind, K
Keith Brown, DB (media)
Stan Sytsma, DE (coaches)
1977 Paul Rogind, K (coaches)
Steve Midboe, DT (coaches)
1976 George Adzick, SS (coaches)
1974 Keith Simons (media)
1973 Steve Neils, E
Keith Fahnhorst, E (media)
1972 John King, RB (media)
1971 Doug Kingsriter, E
Bill Light, LB (media)
1970 Bill Light, LB (media)
Jeff Wright, DB (media)
1969 Ray Parson, E (coaches)
1968 Bob Stein, E
Dick Enderle, G (coaches)
Noel Jenke, G (media)
1967 John Williams, T (coaches)
Bob Stein, E (coaches)
McKinley Boston, T (coaches)
Tom Sakal, B (coaches)
1965 Aaron Brown, E (coaches)
1964 Kraig Lofquist, B (coaches)
Aaron Brown, E (coaches)
1963 Carl Eller, T
1962 Bobby Bell, T
Julian Hook, G
John Campbell, E
1961 Bobby Bell, T
1960 Tom Brown, G
Tom Hall, E
Greg Larson, C
1958 Mike Svendsen, C
1956 Robert Hobert, RB
1954 Bob McNamara, RB
1953 Paul Giel, RB
1952 Bob McNamara, RB
Percy Zachary, G
Paul Giel, RB
1949 Leo Nomellini, G
Clay Tonnemaker, C
Harry "Bud" Grant, E
1948 Leo Nomellini, G
Harry "Bud" Grant, E
1947 Leo Nomellini, G
1943 Paul Mitchell, T
1942 Dick Wildung, T

1941 Dick Wildung, T
Bill Daley, HB
Bob Fitch, E
Len Levy, G
Bruce Smith, HB
1940 George Franck, HB
Urban Odson, T
1939 Win Pederson, T
1938 Wilbur Moore, QB
Francis Twedell, G
1937 Rudy Gmitro, HB
Ray King, E
Lou Midler, T
Francis Twedell, G
1936 Andy Uram, HB
Edwin Widseth, T
1935 Sheldon Beise, FB
Vernal "Babe" LeVoi, QB
Dick Smith, T
Edwin Widseth, T
Charles "Bud" Wilkinson, G
1934 Phil Bengston, T
Bill Bevan, G
Frank "Butch" Larson, E
Francis "Pug" Lund, HB-FB
Bob Tenner, E
Edwin Widseth, T
1933 Frank "Butch" Larson, E
Francis "Pug" Lund, HB-FB
1932 Marshall Wells, T
1931 Jack Manders, FB
Clarence "Biggie" Munn, G
Clarence "Biggie" Munn, G
1929 Bronko Nagurski, T
Robert Tanner, E
George Gibson, G
Kenneth Haycraft, E
Fred Hovde, QB
1927 Harold "Shorty" Almquist, QB
Mitchell Garry, T
Harold Hanson, T
Kenneth Haycraft, E
Herbert Joesting, FB
1926 Mitchell Garry, T
Harold Hanson, G
Herbert Joesting, FB
Roger Wheeler, E
1925 Len Walsh, G
1924 George Abramson, G
Ted Cox, T
1923 Ray Eklund, E
1922 Earl Martineau, HB
1920 Festus Tierney, G
1919 Arnold Oss, HB
1918 Norman Kingsley, FB
1917 George Hauser, T
1916 Albert "Bert" Baston, E
Conrad Eklund, G
Frank Mayer, T
Arnold "Pudge" Wyman, FB
1915 Albert "Bert" Baston, E
Bernard "Bernie" Bierman, FB
Merton Dunningan, G
1914 Lorin Solon, E-FB
1913 Clark Shaughnessy, FB
Lorin Solon, E-FB
1911 Clifford Morrell, C
Reuben Rosenwald, HB
1910 Lisle Johnston, FB
John McGovern, QB

BIG TEN HONORS

1909 Reuben Rosenwald, HB
James Walker, T
H.E. Farnam, C
John McGovern, QB
Earl Pickering, FB
Reuben Rosenwald, HB
James Walker, T
1908 Orren Safford, C
1907 Harry Capron, E
George Case, T
1906 George Case, T
Robert "Bobby" Marshall, E
Theodore Vita, G

ALL-BIG TEN SECOND TEAM

2016 Emmit Carpenter, K (coaches)
2014 Brian Boddy-Calhoun, DB (coaches)
David Cobb, RB
Zac Epping, OL (coaches)
Eric Murray, DB (coaches)
Damien Wilson, LB (coaches)
2013 Theiren Cockran (media)
2012 D.L. Wilhite, DE, (media)
2008 Adam Weber, QB (coaches)
Jack Simmons, TE (media)
Traye Simmons, CB (coaches)
Willie VanDeSteege, DE (coaches)
2007 Dominique Barber, S
Justin Kucek, P (media)
2006 Willie VanDeSteege, DE (media)
2005 Anthony Montgomery, NT (coaches)
2004 Darrell Reid, DE
2003 Rian Melander, OT
Joe Quinn, OG
2001 Ben Utecht, TE
Ron Johnson, WR
2000 Preston Gruening, P
Dan Nystrom, K
John Schlecht, DT
Sean Hoffman, LB
1999 John Schlecht, DT
Willie Middlebrooks, CB
1998 Thomas Hamner, RB
1997 Tutu Atwell, WR
Tyrone Carter, SS
1995 Todd Jesewitz, OG
Rodney Heath, CB
1994 Mike Chalberg, K
1993 Rob Rogers, OG
Omar Douglas, WR
1992 Keith Ballard, OL
Dennis Cappella, DL
Dean Kaufman, P
1991 Ted Harrison, OL
1990 Mike Sunvold, OT
Sean Lumpkin, DB
1989 Brent Berglund, K
Dan Liimata, OL
Darrell Thompson, TB
Mike Sunvold, DT
1988 Brent Herbel, P
1987 Paul Anderson, OL
Rickey Foggie, QB
Darrell Thompson, TB
Chip Lohmiller, K
Jon Leverenz, LB
1986 Ray Hitchcock, C
Larry Joyner, SS
Jim Hobbins, OL

1985 Troy Wolkow, OL
Ray Hitchcock, C
Peter Najarian, LB
Jon Lilleberg, OG
Larry Joyner, SS
1984 Peter Najarian, LB
Adam Kelly, P
Mark VonderHaar, OT
1983 Peter Najarian, LB
1982 Randy Rasmussen, OL
Bill Humphries, OL
Karl Mecklenburg, DE
1981 Chester Cooper, FL
Bill Humphries, OL
Karl Mecklenburg, DE
Fred Orgas, DL
1980 Marion Barber, RB
Ken Dallafoir, OG
Mike Robb, FS
Jeff Schuh, LB
Dana Noel, DT
1978 Doug Friberg, NG
Jim Ronan, DT
1977 Mark Merrill, DT
Mark Slater, C
Bobby Weber, DB
Tony Dungy, QB
Ron Kullas, WR
George Washington, DL
1975 Tony Dungy, QB
Doug Beaudoin, S
1974 Keith Simons, T
Ollie Bakken, LB
Rick Upchurch, WR
1973 Darrell Bunge, LB
Rick Upchurch, WR
1972 Tim Alderson, DB
1971 Craig Curry, QB
Ernie Cook, FB
Jack Babcock, OT
1970 Alvin Hawes, OT
Barry Mayer, RB
Walt Bowser, S
1968 Ezell Jones, T
Ron Kamzelski, DT
Ray Parson, T
Doug Roalstad, S
1967 Charles Sanders, TE
Ed Duren, OG
1964 Aaron Brown, DE
Joe Pung, C
Mike Reid, FB
1963 Frank Marchewski, C
1962 Carl Eller, T
Bob Prawdzik, DE

ALL-BIG TEN THIRD TEAM (STARTED IN 2015)

2016 Jonah Pirsig, OL
Steven Richardson, DL
Rodney Smith, RB
Drew Wolitarsky (media)
2015 Brian Boddy-Calhoun, CB (media)
Peter Mortell, P
Eric Murray, CB
Ryan Santos, K (coaches)

BIG TEN PLAYERS OF THE WEEK

O – Offense; D – Defense; S – Special Teams; F – Freshman

1987
10/10 O Rickey Foggie, QB
1989
10/2 O Darrell Thompson, RB
1990
9/17 D Frank Jackson, SS
10/22 D Sean Lumpkin, SS
11/5 D Mike Sunvold, DT
1991
11/23 O Rob St. Sauver, QB
1993
10/11 O Omar Douglas, WR
10/25 D Andy Veit, LB
1994
10/24 D Craig Sauer, LB
1995
10/7 O Chris Darkins, RB
1996
9/23 D Tyrone Carter, SS
S Adam Bailey, K
11/18 O Cory Sauter, QB
1997
9/15 S Tutu Atwell, WR
10/20 S Adam Bailey, K
11/17 D Tyrone Carter, SS
1998
9/21 D Tyrone Carter, SS
10/24 O Luke Leverson, WR
S Adam Bailey, K
1999
9/12 O Thomas Hamner, RB
10/3 D Sean Hoffman, LB
11/7 O Billy Cockerham, QB
11/14 S Dan Nystrom, K
11/21 D Tyrone Carter, SS
2000
9/18 O Thomas Tapeh, RB
10/1 O Tellis Redmon, RB
10/15 S Dan Nystrom, K
2001
11/26 S Preston Gruening, P
2002
9/9 D Eli Ward, FS
10/14 O Terry Jackson II, RB
10/14 S Jermaine Mays, WR
2003
10/6 O Jared Ellerson, WR
11/10 O Laurence Maroney, RB
S Rhys Lloyd, K
2004
9/6 S Rhys Lloyd, K
9/20 O Marion Barber III, RB
10/23 O Marion Barber III, RB
D Kyle McKenzie, LB
2005
9/26 O Laurence Maroney, RB
10/10 S Jason Giannini, K
11/7 O Gary Russell, RB
11/14 O Amir Pinnix, RB
2006
9/4 O Alex Daniels, RB
10/9 D Mike Sherals, LB
11/6 O Bryan Cupito, QB
11/13 D Willie VanDeSteege, DE
2007
9/10 O Adam Weber, QB

2008

9/8 O Adam Weber, QB
 10/6 S Joel Monroe, K
 10/13 D Willie VanDeSteege, DE

2009

9/6 D Lee Campbell, LB
 S Eric Ellestad, K
 9/13 D Nate Triplett, LB
 11/1 O Adam Weber, QB
 D Garrett Brown, DT

2010

11/15 S Troy Stoudermire, KR

2011

9/19 S Duane Bennett, S
 10/31 S Jordan Wettstein, K
 11/28 D Kim Royston, S

2012

9/3 D Derrick Wells, DB
 10/29 D Michael Carter, DB
 10/29 F Philip Nelson, QB

2013

9/9 S Marcus Jones, PR
 9/23 F Mitch Leidner, FR
 10/28 S Chris Hawthorne, K
 11/4 O Philip Nelson, QB
 11/4 S Peter Mortell, P
 11/11 S Peter Mortell, P

2014

9/8 O David Cobb, RB
 9/22 F Chris Streveler, QB
 10/13 S Jalen Myrick, KR
 10/13 D Damien Wilson, LB
 10/20 D Cedric Thompson, S
 10/20 S Ryan Santos, K
 11/24 D Brien Boddy-Calhoun, DB


2015

10/12 F Shannon Brooks, RB
 11/16 F Shannon Brooks, RB
 11/23 F Shannon Brooks, RB

2016

10/3 S Emmit Carpenter, K
 10/24 O Rodney Smith, RB
 11/7 S Emmit Carpenter, K
 11/21 D Blake Cashman, LB


MAJOR AWARD WINNERS



BOBBY BELL
1962 Outland Trophy winner




TOM BROWN
1960 Outland Trophy winner



GREG ESLINGER
2005 Outland Trophy winner
2005 Rimington Trophy winner

GOPHER HEISMAN HISTORY

1940	George Franck	3rd
1941	Bruce Smith	1st
1952	Paul Giel	3rd
1953	Paul Giel	2nd
1960	Tom Brown	2nd
1961	Sandy Stephens	4th
1962	Bobby Bell	3rd



BRUCE SMITH
1941 Heisman Trophy winner



TYRONE CARTER
1999 Jim Thorpe Award winner



MATT SPAETH
2006 John Mackey Award winner

NFL DRAFT HISTORY

Year	Rd.	Pick	Player	Team	Year	Rd.	Pick	Player	Team
1936	2	13	Vernal LeVoi (B)	Brooklyn	1949	17	164	Warren Beson (C)	Boston
1936	3	24	George Roscoe (B)	Chicago Bears	1950	1	4	Clayton Tonnemaker (C)	Green Bay
1936	4	35	Sheldon Biese (B)	Detroit	1950	1	11	Leo Nomellini (T)	San Francisco
1936	5	42	Vern Oech (T)	Chicago Bears	1950	1	14	Harry (Bud) Grant (E)	Philadelphia
1936	7	60	Dick Smith (T)	Chicago Bears	1950	3	30	Gordy Soltau (E)	Green Bay
1936	8	71	Dale Rennebohn (C)	Detroit	1950	6	70	Floyd Jaszewski (T)	Detroit
1937	1	4	Ed Widseth (T)	NY Giants	1950	8	96	Ralph McAllister (B)	Detroit
1937	3	29	Charles (Bud) Wilkinson (T)	Green Bay	1950	10	121	Bob Mealey (T)	Green Bay
1937	10	91	Ray Antil (E)	Philadelphia	1950	14	176	Gene Fritz (T)	NY Giants
1938	3	34	Lou Midler (T)	Pittsburgh	1950	16	199	Frank Kuzma (B)	Green Bay
1938	4	47	Andy Uram (B)	Green Bay	1950	19	244	Billy Bye (B)	Chicago Bears
1938	5	54	Ray King (E)	Pittsburgh	1950	25	319	Ken Beiersdorf (B)	NY Giants
1938	10	101	Vic Spadaccini (B)	Cleveland	1950	29	370	Johnny Lundin (G)	Washington
1939	1	9	Larry Buhler (B)	Green Bay	1950	30	388	Allen Markert (T)	Chicago Bears
1939	5	59	Francis Twedell (T)	Green Bay	1951	21	244	Art Edling (E)	Green Bay
1939	6	42	George Faust (B)	Chi. Cardinals	1952	8	89	Wayne Robinson (C)	Philadelphia
1939	7	78	Wilbur Moore (B)	Washington	1952	22	260	Dick Gregory (B)	Chicago Bears
1939	11	119	Dan Elmer (C)	Green Bay	1952	24	284	Dick Munding (T)	Chicago Bears
1939	17	189	Charley Schultz (T)	Green Bay	1952	28	331	Ron Engel (B)	Washington
1940	1	9	Harold Van Every (B)	Green Bay	1953	9	106	Roger French (E)	Philadelphia
1940	5	31	Marty Christiansen (B)	Chi. Cardinals	1953	9	107	Bob McNamara (B)	Cleveland
1940	8	70	Win Pederson (T)	NY Giants	1953	24	285	Charley Kubes (G)	NY Giants
1941	1	6	George Franck (B)	NY Giants	1953	26	302	Scott Prescott (C)	Baltimore
1941	3	21	Bob Paffrath (B)	Green Bay	1953	30	356	Stavros Canakes (G)	NY Giants
1941	8	66	Bill Kuusisto (G)	Green Bay	1954	9	102	Paul Giel (B)	Chicago Bears
1941	18	166	Heige Pukema (G)	Green Bay	1954	11	126	Ron Wallin (B)	Chicago Bears
1941	20	182	Bob Björcklund (E)	Pittsburgh	1954	28	332	Ron Hansen (T)	Washington
1942	1	9	Urban Odson (T)	Green Bay	1955	23	267	Dick McNamara (B)	Baltimore
1942	3	23	Bob Sweiger (B)	NY Giants	1955	23	270	Gordy Holz (T)	Pittsburgh
1942	4	27	Len Levy (G)	Cleveland	1955	26	306	Jim Soltau (E)	Pittsburgh
1942	4	28	Gordon Paschka (G)	Philadelphia	1956	13	154	Dick Grogg (G)	Chicago Bears
1942	7	56	Bob Fitch (E)	Washington	1956	20	237	Mike Falls (G)	NY Giants
1942	10	84	Jud Ringer (E)	Chi. Cardinals	1956	25	296	Franz Koeneke (E)	Green Bay
1942	10	89	Gene Flick (C)	Green Bay	1957	4	38	Bobby Cox (QB)	LA Rams
1942	13	119	Bruce Smith (B)	Green Bay	1957	6	73	Bob Hobert (T)	NY Giants
1943	1	7	Bill Daley (B)	Pittsburgh	1957	16	183	Ed Buckingham (T)	Green Bay
1943	1	8	Dick Wildung (T)	Green Bay	1957	19	226	Paul Barrington (G)	Chi. Cardinals
1943	11	92	John Billman (G)	Philadelphia	1957	26	304	Dick Blakely (B)	LA Rams
1943	13	113	Bill Baumgartner (E)	Chi. Cardinals	1957	29	342	Bob Rasmussen (G)	Baltimore
1943	16	148	Mike Welch (B)	Green Bay	1957	29	339	Dean Maas (C)	LA Rams
1943	19	176	Jim Lushine (T)	NY Giants	1958	2	23	Frank Youso (T)	NY Giants
1943	25	238	Gene Bierhaus (E)	Green Bay	1958	7	74	Jon Jelacic (E)	Chi. Cardinals
1944	2	12	Paul Mitchell (T)	Chi. Cardinals	1958	14	159	Bob Schmidt (T)	Chi. Cardinals
1944	4	29	Rudy Sikich (T)	Brooklyn	1958	15	177	Norm Sixta (T)	NY Giants
1944	6	44	Bill Garnas (B)	Chi. Cardinals	1958	17	202	Jim Reese (B)	Baltimore
1944	7	56	Bob Graiziger (G)	Brooklyn	1958	26	310	Dave Burkholder (G)	NY Giants
1944	7	58	Vic Kulbitski (B)	Philadelphia	1958	27	318	Perry Gehring (E)	Washington
1944	7	59	Herm Frickey (B)	NY Giants	1958	30	359	Bern Svendsen (C)	Cleveland
1944	10	90	Herb Hein (E)	Detroit	1959	9	108	Tom Brown (G)	Baltimore
1944	10	96	John Perko (G)	Philadelphia	1959	16	190	Bob Soltis (B)	NY Giants
1944	11	100	John Bicaninch (G)	Brooklyn	1959	20	238	Jerry Shetler (G)	NY Giants
1944	11	105	Bill Aldworth (T)	Washington	1959	30	355	Willus Fjerstad (B)	Pittsburgh
1944	22	225	Cliff Anderson (E)	Green Bay	1960	4	43	Billy Martin (B)	Chicago Bears
1945	2	13	Wayne Williams (B)	Brooklyn	1960	6	65	Mike Wright (T)	Green Bay
1945	6	52	Chuck Dellago (G)	Philadelphia	1960	9	101	Frank Brixius (T)	Green Bay
1945	11	106	Chuck Avery (B)	Chicago Bears	1961	6	81	Greg Larson (C)	NY Giants
1945	17	175	Bob Kula (B)	Green Bay	1961	10	128	Roger Hagberg (B)	Green Bay
1945	28	291	Bob Hary (B)	Chicago Bears	1962	2	25	Sandy Stephens (B)	Cleveland
1945	32	325	Don Noland (T)	Washington	1962	7	94	Tom Hall (E)	Detroit
1946	7	53	Tom Reinhardt (T)	Pittsburgh	1962	20	271	Judge Dickson (B)	St. Louis
1946	19	178	Merlin Kispert (B)	Detroit	1963	2	16	Bobby Bell (T)	Minnesota
1946	20	185	Dick Kelly (B)	NY Giants	1963	4	51	Bill Munsey (B)	Cleveland
1946	28	267	Dick Van Duesen (C)	Detroit	1963	11	143	John Campbell (LB)	Minnesota
1947	16	145	Verne Gagne (E)	Chicago Bears	1964	1	6	Carl Eller (T)	Minnesota
1947	23	210	Tom Carroll (T)	Chi. Cardinals	1964	20	271	Milt Sunde (T)	Minnesota
1948	6	41	Larry Olsonoski (G)	Green Bay	1965	5	60	Frank Marchewski (C)	LA Rams
1949	9	83	Everett Faunce (B)	Green Bay	1965	8	100	John Hankinson (QB)	Minnesota

NFL DRAFT HISTORY

Year	Rd.	Pick	Player	Team	Year	Rd.	Pick	Player	Team
1965	12	158	Craig Lofquist (B)	Pittsburgh	1983	8	224	Todd Hallstrom (T)	Washington
1966	1	13	Gale Gillingham (T)	Green Bay	1983	12	310	Karl Mecklenburg (DT)	Denver
1966	9	133	Kent Kramer (E)	San Francisco	1984	7	169	Jay Carroll (TE)	Tampa Bay
1966	13	193	Jim Fulgham (T)	NY Giants	1984	8	220	Randy Rasmussen (C)	Pittsburgh
1966	20	296	Lou Hudson (FL)	Dallas	1984	10	254	Jim Gallery (K)	Tampa Bay
1966*	1	7	Aaron Brown (E)	Kansas City	1985	9	242	Andre Harris (DB)	Pittsburgh
1967	5	115	Ken Last (E)	Minnesota	1985	10	262	Kerry Glenn (DB)	NY Jets
1967	14	350	Chet Anderson (TE)	Pittsburgh	1986	9	224	Kevin Starks (TE)	Atlanta
1968	1	23	John Williams (T)	Baltimore	1987	4	105	Mark Dusbabek (LB)	Houston
1968	3	74	Charlie Sanders (TE)	Detroit	1987	12	325	Bruce Holmes (LB)	Kansas City
1968	10	250	Tom Sakal (DB)	Minnesota	1987	12	331	Ray Hitchcock (C)	Washington
1968	15	396	McKinley Boston (G)	NY Giants	1988	2	55	Chip Lohmiller (K)	Washington
1968	17	447	Bob Lee (FL)	St. Louis	1988	6	115	Troy Wolkow (G)	New England
1969	4	85	Dennis Hale (DB)	NY Jets	1988	8	196	Gary Hadd (DE)	Detroit
1969	4	104	Ezell Jones (T)	NY Jets	1988	9	247	Gary Bonner (LB)	San Francisco
1969	5	126	Bob Stein (LB)	Kansas City	1988	11	302	Gary Couch (WR)	New Orleans
1969	7	158	Dick Enderle (G)	Atlanta	1989	1	18	Brian Williams (C)	NY Giants
1969	9	225	Tom Fink (G)	Minnesota	1990	1	19	Darrell Thompson (RB)	Green Bay
1969	9	228	Ron Kamzelski (DT)	Cleveland	1990	5	113	Jon Melander (OT)	New England
1969	12	303	Noel Jenke (LB)	Minnesota	1990	10	266	Eddie Milles (LB)	Pittsburgh
1969	14	350	Rich Voltzke (RB)	Green Bay	1990	11	297	Jon Leverenz (LB)	Washington
1969	14	359	Ray Stephens (RB)	LA Rams	1990	12	324	Ron Goetz (LB)	Minnesota
1970	2	45	Ray Parson (DE)	Detroit	1991	5	119	Chris Thome (C)	Minnesota
1970	3	68	Jim Carter (LB)	Green Bay	1991	11	287	Mike Sunvolt (DT)	Tampa Bay
1971	9	216	Barry Mayer (RB)	Green Bay	1991	12	321	Mark Drabczak (G)	New Orleans
1971	9	224	Alvin Hawes (T)	Kansas City	1992	4	106	Sean Lumpkin (DB)	New Orleans
1971	12	290	John Thompson (G)	Houston	1996	4	123	Chris Darkins (RB)	Green Bay
1971	15	388	Jeff Wright (DB)	Minnesota	1996	6	188	Craig Sauer (OLB)	Atlanta
1971	16	399	Steve Thompson (DT)	Denver	1998	6	179	Lamanzer Williams (DE)	Jacksonville
1972	3	59	Bart Beutow (T)	Minnesota	1998	7	215	Ryan Thelwell (WR)	San Francisco
1972	6	140	Mike Perfetti (DB)	Atlanta	2000	4	118	Tyrone Carter (SS)	Minnesota
1972	6	144	Vern Winfield (G)	Philadelphia	2000	6	171	Thomas Hamner (RB)	Philadelphia
1972	8	207	Craig Curry (QB)	Miami	2001	1	24	Willie Middlebrooks (CB)	Denver
1972	11	271	Bill Light (LB)	Buffalo	2001	4	103	Karon Riley (DE)	Chicago
1972	14	354	Tom Chandler (LB)	Atlanta	2001	4	113	Ben Hamilton (C)	Denver
1973	3	74	Tom MacLeod (LB)	Green Bay	2001	6	199	Adam Haayer (OT)	Tennessee
1973	9	229	Mike White (DB)	Dallas	2002	4	123	Ron Johnson (WR)	Baltimore
1973	13	333	Tim Alderson (DB)	Green Bay	2002	6	178	Matt Anderle (OT)	San Diego
1973	17	429	Dave Winfield (TE)	Minnesota	2002	7	229	Greg White (DE)	Houston Texans
1974	2	35	Keith Fahnhorst (TE)	San Francisco	2003	5	152	Michael Lehan (CB)	Cleveland
1974	4	94	Matt Herkenhoff (T)	Kansas City	2004	5	162	Thomas Tapeh (FB)	Philadelphia
1974	5	111	Steve Neils (LB)	St. Louis	2005	4	109	Marion Barber III (RB)	Dallas
1974	12	292	Dave Simonson (T)	Baltimore	2006	1	21	Laurence Maroney (RB)	New England
1975	4	95	Rick Upchurch (WR)	Denver	2006	5	153	Anthony Montgomery (NT)	Washington
1975	11	268	Dale Hegland (G)	Kansas City	2006	6	198	Greg Eslinger (C)	Denver
1975	15	388	Ollie Bakken (DB)	Minnesota	2006	7	242	Mark Setterstrom (OG)	St. Louis
1976	3	63	Keith Simons (DT)	Kansas City	2007	3	77	Matt Spaeth (TE)	Pittsburgh
1976	8	227	Art Meadowcroft (G)	Buffalo	2008	6	173	Dominique Barber (S)	Houston Texans
1976	9	243	Doug Beaudoin (DB)	New England	2010	3	87	Eric Decker (WR)	Denver
1976	11	312	Dexter Pride (RB)	Miami	2010	5	167	Nate Triplett (LB)	Minnesota
1977	10	255	Mike Jones (WR)	NY Giants	2014	2	37	Ra'Shede Hageman (DE)	Atlanta
1977	9	225	George Adzick (DB)	Seattle	2014	4	131	Brock Vereen (S)	Chicago
1978	2	31	Mark Merrill (LB)	NY Jets	2015	2	55	Maxx Williams (TE)	Baltimore
1978	2	34	Mike Hunt (LB)	Green Bay	2015	4	127	Damien Wilson (LB)	Dallas
1978	2	43	Steve Stewart (LB)	Atlanta	2015	5	138	David Cobb (RB)	Tennessee
1978	12	315	Mark Slater (C)	Philadelphia	2015	5	150	Cedric Thompson (S)	Miami
1978	12	326	Jeff Morrow (T)	Minnesota	2016	4	106	Eric Murray (DB)	Kansas City
1979	6	163	Jim Ronan (DT)	Cleveland	2016	4	115	De'Vondre Campbell (LB)	Atlanta
1979	9	176	Stan Sytsma (LB)	New Orleans	2017	7	222	Jalen Myrick (DB)	Jacksonville
1979	9	187	Keith Brown (DB)	NY Jets					
1980	4	100	Elmer Bailey (WR)	Miami					
1980	6	161	Greg Murtha (T)	Philadelphia					
1981	2	30	Marion Barber (RB)	NY Jets					
1981	7	176	Jeff Schuh (LB)	Cincinnati					
1981	8	203	Garry White (RB)	San Francisco					
1982	4	92	Jim Fahnhorst (LB)	Minnesota					
1982	5	117	Wally Kersten (T)	LA Rams					
1982	5	124	Ken Dallafior (T)	Pittsburgh					
1982	8	201	Chester Cooper (WR)	Seattle					

* AFL Draft Pick (The AFL held a separate draft from 1960-67)

ALL-TIME NFL ROSTER BY TEAM

ARIZONA CARDINALS (1960-)

*previously St. Louis Cardinals (1960-87);
Phoenix Cardinals (1988-94)*

Jack Brewer, FS	2006
Adam Haayer, OT	2005
Gary Hadd, DT	1989
Steve Neils, LB	1974-80
Cory Sauter, QB	1998
Keith Simons, T	1978-79

ATLANTA FALCONS (1966-)

De'Vondre Campbell	2016-
Dick Enderle, G	1969-71
Ra'Shede Hageman, DE	2014-
Rodney Heath, CB	2002
Noel Jenke, LB	1972
Frank Marchlewski, C	1966-68
Derek Rackley, LS/TE	2000-05
Karon Riley, DE	2002-05
Craig Sauer, LB	1996-99
Steve Stewart, LB	1978
Stan Sytsma, LB	1980

BALTIMORE RAVENS (1997-)

Ron Johnson, WR	2002-04
Tellis Redmon, RB	2004
Rhys Lloyd, K	2007
Willie VanDeSteege, LB	2009
Ernie Wheelwright, WR	2008
Maxx Williams, TE	2015-

BUFFALO BILLS (1960-)

MarQueis Gray, TE	2014-15
Craig Hendrickson, OT	1994
Frank Marchlewski, C	1970
Mark Merrill, LB	1983-84
Bob Schmidt, T-C	1966-67

CAROLINA PANTHERS (1995-)

Dominic Alford, OL	2012
Antoine Burns, WR	2004-05
Fred Foggie, DB	1995-96
Rhys Lloyd, K	2007-10

CHICAGO BEARS (1922-)

Marion Barber III, RB	2011
John Billman, G	1947
Bill Daley, FB	1947
Marty Christiansen, FB	1940
Tony Carter, RB	1994-97
David Cobb	2016-
George Faust, QB	1939
Carl Hanke, E	1922-24
Mike Hohensee, QB	1987
Herb Joesting, FB	1931-32
Billy Martin, HB	1962-64
Mark Merrill, LB	1979
Bronko Nagurski, FB-T	1930-37, 1943
Vern Oech, T	1936
Karon Riley, DE	2001-02
Cory Sauter, QB	2002
Matt Spaeth, TE	2011-12
Bob Sweiger, HB	1949
Darrell Thompson, RB	1995
Brock Vereen, S	2014-15
Greg White, DE	2005

CINCINNATI BENGALS (1968-)

Rodney Heath, CB	1999-2001
------------------	-----------

Jon Melander, OL	1992
Jeff Schuh, LB	1981-85
Ben Utech, TE	2008-09

CLEVELAND BROWNS (1946-96, 99-)

Dominic Alford, OL	2011
Brian Boddy-Calhoun	2016-
MarQueis Gray, TE	2013-14
Michael Lehan, CB	2003-05
Chris Thome, OL	1991-92

DALLAS COWBOYS (1960-)

Mike Falls, G	1960-61
Marion Barber III, RB	2005-10
Damien Wilson, LB	2015-

DENVER BRONCOS (1960-)

Tony Carter, RB	2001
Jerome Davis, DE	1999-2000
Eric Decker, WR	2010-13
Greg Eslinger, C	2006
Ben Hamilton, OG	2001-09
Gordy Holz, T	1960-63
Laurence Maroney	2010
Karl Mecklenburg, LB	1983-94
Bob McNamara, RB	1960-61
Jon Melander, OL	1993-94
Mark Merrill, LB	1981-82
Willie Middlebrooks, CB	2001-2004, '06
Rick Upchurch, WR	1975-83
Adam Weber, QB	2011

DETROIT LIONS (1934-)

Ken Dallafior, G	1986-90
Jerome Davis, DE	1997-99
Gary Hadd, DT	1989
Floyd Jaszewski, T	1950-51
Ray Parsons, T	1971
Charlie Sanders, TE	1968-77
Cory Sauter, QB	1999-2001
Dave Simonson, T	1977
Jimmy Wyrick, CB	2000-02

GREEN BAY PACKERS (1925-)

George Abramson, T	1925
Aaron Brown, DE	1973-74
Larry Buhler, FB	1939-41
Jim Carter, LB	1970-78
Tony Carter, RB	2002
Chris Darkins, RB	1996-98
Walt Dunnigan, E	1922
Dick Enderle, G	1976
Gale Gillingham, OG	1966-76
Ken Haycraft	1930
Michael Hunt, LB	1978-80
Noel Jenke, LB	1973-74
Bill Johnson, E	1941
Wally Kilbourne, T	1939
Bill Kuusisto, G	1941-46
Carl Lidberg, FB	1926-30
Tom MacLeod, LB	1973
Lou Midler, G	1940
Dick O'Donnell, E	1924-30
Urban Odson, T	1946-49
Earl Ohlgren, E	1942
Larry Olsonoski, G	1948-49
Charles Schultz, T	1939-41
Bruce Smith, HB	1945-48

Steve Stewart, LB	1979
Bud Svendsen, G	1937-39
George Svendsen, C	1935-41
Bob Tenner, E	1935
Darrell Thompson, RB	1990-95
Clayton Tonnemaker, C	1950-54
George Tuttle, E	1927
Fred Twedell, G	1939
Andy Uram, HB	1938-43
Harold Van Every, HB	1940-41
Fred Van Hull, G	1942
Dick Wildung, G	1946-53

HOUSTON TEXANS (2002-)

Dominique Barber, S	2008-11
Greg Eslinger, C	2007

INDIANAPOLIS COLTS (1950-)

previously Baltimore Colts (1950-84)

Matt Anderle, OT	2002
Elmer Bailey, WR	1982
Bill Baumgartner, E	1947
Warren Beson, C	1950
John Campbell, LB	1969
Tom MacLeod, LB	1974-78
Greg Murtha, T	1982
Darrell Reid, DT	2005-08
Cory Sauter, QB	2003
Dave Simonson, T	1974
Nate Triplett, LB	2010-11
Ben Utech, TE	2004-07
John Williams, T	1968-71

JACKSONVILLE JAGUARS (1995-)

Lamazer Williams, DE	1998-99
----------------------	---------

KANSAS CITY CHIEFS (1963-)

Bobby Bell, LB	1963-74
Aaron Brown, DE	1966-72
Arland Bruce, WR	2000
Matt Herkenhoff, T	1976-85
Dick Hohson, TE	1963
Eric Murray	2016-
Josh Rawlings, T	2000
Keith Simons, T	1976-77
Bob Stein, LB	1969-72
Lamazer Williams, DE	2000

LOS ANGELES CHARGERS (1961-)

previously San Diego Chargers (1961-2016)

Doug Beaudoin, S	1981
Bob Bruggers, LB	1968-71
Tyrone Carter, DB	2010
Ken Dallafior, G	1985
Traye Simmons, DB	2010
Mark Slater, C	1978
Bob Stein, LB	1974
Ryan Thelwell, WR	1998-99
Nate Triplett, LB	2011

LOS ANGELES RAMS (1937-)

*previously Cleveland Rams (1937-45);
Los Angeles Rams (1946-94)*

<i>St. Louis Rams (1995-2015)</i>	
Julius Alphonse, QB	1937-38
Adam Haayer, OT	2006
Alex Hass, TE	2000
Wally Kersten, T	1982
Len Levy, G	1945-48

ALL-TIME NFL ROSTER BY TEAM

Chip Lohmiller, K	1996
Frank Marchewski, C	1965, 1968-69
Paul Mitchell, T	1946-48
Don Nolander, C	1946
Warren Plunkett, QB	1942
Mark Setterstrom, OG	2006-09
Rudy Sikich, T	1945
Bruce Smith, HB	1948
Vic Spadaccini, QB	1938-40
Bob Stein, LB	1973-74
John Williams, T	1972-79

MIAMI DOLPHINS (1966-)

Doug Beaudoin, S	1980
Elmer Bailey, WR	1980-81
Bob Bruggers, LB	1967-68
Kerry Glenn, DB	1991-92
Michael Lehan, CB	2006-08
Cedric Thompson, DB	2015
Jimmy Wyrick, CB	2003-04

MINNESOTA VIKINGS (1961-)

Jack Brewer, FS	2002-03
Bart Buetow, DT	1976
John Campbell, LB	1963-64
Tyrone Carter, DB	2000-04
Billy Cockerham, QB	2000
Mark Dusbabek, LB	1989-91
Carl Eller, DE	1964-78
Paul Faust, LB	1967
Isaac Fruechte, WR	2015-
MarQueis Gray, TE	2014
Adam Haayer, OT	2002-04
Tom Hall, SE	1964-66
Noel Jenke, LB	1971
Doug Kingsriter, TE	1973-75
Kent Kramer, TE	1969-70
Jermaine Mays, CB	2003
Pete Najarian, LB	1987
Randy Rasmussen, C	1988-89
Craig Sauer, LB	2000-01
Jeff Schuh, LB	1986
Marcus Sherels, DB/PR	2010-
Bob Stein, LB	1975
Milt Sunde, G	1964-74
Thomas Tapeh, RB	2008
Brock Vereen, DB	2015
Ben Williams, DE	1998-99
Jeff Wright, DT	1971-77
Frank Youso, T	1961-62

NEW ENGLAND PATRIOTS (1960-)

Previously Boston Patriots (AFL, 1960-70)

Doug Beaudoin, S	1976-79
Hubie Bryant, WR	1971-72
Geno Cappelletti, K	1960-70
Tony Carter, RB	1998-2000
Ezell Jones, T	1969-70
Laurence Maroney, RB	2006-09
Jon Melander, OL	1991
Josh Rawlings, OL	2000
Bob Schmidt, T-C	1964-65
Bob Soltis, DB	1960-61
Troy Wolkow, OL	1988

NEW ORLEANS SAINTS (1967-)

Tom Hall, SE	1967
Kent Kramer, TE	1967
Chip Lohmiller, K	1995
Sean Lumpkin, DB	1992-97

Steve Rhem, WR	1994-96
John Schlecht, DT	2003
Ryan Thelwell, WR	2000
Greg White, DE	2002

NEW YORK GIANTS (1925-)

McKinley Boston, LB	1968-69
Jack Brewer, FS	2004
Bart Buetow, DT	1973
Omar Douglas, WR	1994-97
Dick Enderle, G	1972-75
George Franck, FB	1941 & 1945-47
Jon Jelacic, DE	1958
Greg Larson, C	1961-73
Ed Lechner, G	1942
Gordon Paschka, FG-G	1947
Winfield Pederson, T	1941, 1945
Bob Schmidt, T-C	1959-60
Dave Simonson, T	1975
Randy Staten, DE	1967
Steve Tobin, C	1980
Ed Widseth, T	1937-40
Brian Williams, C	1989-2000

NEW YORK JETS (1963-)

Marion Barber, RB	1981-89
Tyrone Carter, DB	2003
Eric Decker, WR	2014-16
Kerry Glenn, DB	1985-89
Gordy Holz, T	1964
Jon Michaels, DE	2000
Mark Merrill, LB	1978-79
Logan Payne, WR	2011
Mac Stephens, LB	1990
Frank Youso, T	1958-60

OAKLAND RAIDERS (1960-)

Previously Los Angeles Raiders (1982-94)

Roger Hagberg, FB	1965-69
Mark Merrill, LB	1984
Jon Jelacic, DE	1961-64
Gary Russell, FB	2009
Frank Youso, T	1963-65

PHILADELPHIA EAGLES (1933-)

Bob Bjorklund, C	1941
Jack Brewer, FS	2005
Bud Grant, E	1951-52
Thomas Hammer, RB	2000
Kent Kramer, TE	1971-74
Steve Rhem, WR	1997-98
Wayne Robinson, LB	1952-56
Mark Slater, T	1979-93
Thomas Tapeh, FB	2004-07
Vern Winfield, G	1972-73

PITTSBURGH STEELERS (1940-)

Previously Pittsburgh Pirates (1933-39)

Chet Anderson, TE	1967
Hubie Bryant, WR	1970
John Campbell, LB	1965-69
Tony Carter, RB	2002
Tyrone Carter, DB	2004-09
Travis Cole, QB	2002
Tony Dungy, QB-DB	1977-78
Fred Foggie, DB	1994-95
Bill Garmaas, HB	1946-48
Lou Midler, G	1939
Eddie Miles, LB	1990
Gordon Paschka, FB-G	1943

Randy Rasmussen, C	1984-85
Gary Russell, RB	2008
Matt Spaeth, TE	2007-10, 2013-15

SAN FRANCISCO 49ERS (1950-)

Arland Bruce, WR	2003
Jerome Davis, DE	2002-04
Tony Dungy, QB-DB	1979
Dick Enderle, G	1976
Jim Fahnhorst, LB	1984-90
Keith Fahnhorst, T	1974-85
Kent Kramer, TE	1966
Willie Middlebrooks, CB	2005
Pete Najarian, LB	1987
Leo Nomellini, T	1950-63
John Schlecht, DT	2001-02
Gordy Soltau, K-E	1950-58
Ryan Thelwell, WR	1998

SEATTLE SEAHAWKS (1976-)

Antoine Burns, WR	2003
Carl Eller, DE	1979
Ben Hamilton, OG	2010
Logan Payne, WR	2007-08
Derek Rackley, LS	2006-07
Josh Rawlings, T	2002
Tellis Redmon, RB	2003
Dave Simonson, T	1976

TAMPA BAY BUCCANEERS (1976-)

Jay Carroll, TE	1984-85
Mike Giovineti, OT	1996
Wally Kersten, T	1985
Pete Najarian, LB	1987-89
Adam Weber, QB	2012
Greg (Stylez G.) White, DE	2007-10

TENNESSEE TITANS (1960-)

Previously Houston Oilers (1960-96)

David Cobb, RB	2015
Mark Dusbabek, LB	1987-88
Adam Haayer, OT	2001
Tom Hall, SE	1962-63
Bob Schmidt, T-C	1961-63
Dave Simonson, T	1975

WASHINGTON REDSKINS (1937-)

Brian Bonner, LB	1988-89
Ron Hanson, G	1951
Ray Hitchcock, C	1987-89
Jon Leverenz, LB	1990
Chip Lohmiller, K	1988-94
Anthony Montgomery, DT	2006-09
Wilbur Moore, HB	1939-46
Matt Reem, OG	1996-97
Karon Riley, DE	2006
Greg White, DE	2003

DEFUNCT FRANCHISES

AKRON INDIANS (1920-26)

Previously Akron Pros (1920-25)

Rube Ursella, QB	1926
------------------	------

BOSTON YANKS (1944-48)

Bill Daley, FB	1946 & 1948
Rube Juster, T	1946

BROOKLYN DODGERS (1930-43)

Previously Brooklyn Tigers (1930)

John Billman, G	1946
Winfield Pederson, T	1946

ALL-TIME NFL ROSTER BY TEAM

Bob Sweiger, HB 1946-48

BROOKLYN DODGERS (1930-43)

Dick O'Donnell, E 1931
 Stan Kostka, FB 1935
 Bud Svendsen, G 1940-43

BROOKLYN TIGERS (1944-46)

Bob Paffrath, HB 1946

BUFFALO BISONS (1920-27, 1929)

Chet Gay, T 1925

CHICAGO TIGERS (1920-21)

Ralph Capron, HB 1920

CLEVELAND TIGERS (1920-21)

Bert Baston, E 1920-21
 Joe Mattern, HB 1920

DULUTH KELLEYS (1923-27)

Duluth Eskimos (1926-27)
 Bobby Marshall, E 1925
 Dick O'Donnell, E 1923
 Rex Tobin, E 1925

EVANSVILLE CRIMSON GIANTS (1921-22)

Olaf Noreene, HB 1921

FRANKFORD YELLOW JACKETS (1924-31)

Hal Hanson, G 1928-30
 Herb Joesting, FB 1930-31
 Mally Nydall, FB-QB 1930-31
 Art Pharmer, FB 1930-31
 Bob Tanner, E 1930

HAMMOND PROS (1920-26)

Carl Hanke, E 1921-23
 Festus Tierney, G 1922
 Rube Ursella, QB 1926

KENOSHA MAROONS (1924)

Roger Pattison, G 1924

LOS ANGELES BUCCANEERS (1926)

Arnie Sandberg, HB 1926
 Ellery White, HB 1926

MILWAUKEE BADGERS (1921-1927)

Bert Bisbee, HB 1922
 Merton Dunnigan, T 1925-26
 Chet Gay, T 1927
 Pete Regnier, HB 1922
 Festus Tierney, G 1925

MINNEAPOLIS MARINES (1921-25)

Mert Dunnigan, T 1924
 Ben Dvorak, HB 1921-22
 Gus Ekberg, E 1921
 Paul Flynn, E 1922-23
 Hal Hanson, G 1930
 Einer Irgens, E 1921-24
 Joe Mattern, HB 1922
 Pete Regnier, HB 1921-22
 Jim Rush, HB 1922
 Festus Tierney, G 1923-24
 Rube Ursella, QB 1921

MINNEAPOLIS RED JACKETS (1929-30)

George Gibson, G 1930
 Ken Haycraft 1929
 Herb Joesting, FB 1929-30

Wayne Kakota, C 1930

Al Maeder, T 1929

Mally Nydall, FB-QB 1929-30

John O'Brian, HB 1929

Art Pharmer, FB 1930

NEW YORK BULLDOGS (1949-51)

New York Yankees (1950-51)
 Larry Olsonoski, G 1949

RACINE TORNAOES (1926)

Chet Gay, T 1926

ROCK ISLAND INDEPENDENTS (1920-26)

Rube Ursella, QB 1920 & 1924-26

Arne Wyman, FB 1920

STATEN ISLAND STAPLETONS (1929-32)

Al Teeter, E 1932

Denotes players who spent a season on a practice squad as well.

ALL-TIME NFL ROSTER BY PLAYER

Dominic Alford , OL 2011-12 Cleveland Browns, 2011 Carolina Panthers, 2012	Bart Buetow , DT 1973, '76 New York Giants 1973 Minnesota Vikings 1976	Mert Dunnigan , T 1924-26 Minneapolis Marines 1924 Milwaukee 1925-26
George Abramson , T 1925 Green Bay Packers 1925	Larry Buhler , FB 1939-41 Green Bay Packers 1939-41	Walt Dunnigan , E 1922 Green Bay 1922
Julius Alfonso , QB 1937-38 Cleveland Rams 1937-38	Antoine Burns , WR 2003-05 Seattle Seahawks 2003 Carolina Panthers 2004-05	Mark Dusbabek , LB 1987-91 Houston Oilers 1987-88 Minnesota Vikings 1989-91
Matt Anderle , OT 2002 Indianapolis Colts 2002	De'Vondre Campbell , LB 2016- Atlanta Falcons 2016-	Ben Dvorak , HB 1921-22 Minneapolis Marines 1921-22
Chet Anderson , TE 1967 Pittsburgh Steelers 1967	John Campbell , LB 1963-69 Minnesota Vikings 1963-64 Pittsburgh Steelers 1965-69 Baltimore Colts 1969	Gus Ekberg , E 1921 Minneapolis Marines 1921
Elmer Bailey , WR 1980-82 Miami Dolphins 1980-81 Baltimore Colts 1982	Geno Cappelletti , FL-K 1960-70 Boston Patriots 1960-70	Carl Eller , DE 1964-79 Minnesota Vikings 1964-78 Seattle Seahawks 1979
Dominique Barber , S 2008-11 Houston Texans 2008-11	Ralph Capron , HB 1920 Chicago Bears 1920	Dick Enderle , G 1969-76 Atlanta Falcons 1969-71 New York Giants 1972-75 San Francisco 49ers 1976 Green Bay Packers 1976
Marion Barber , RB 1981-89 New York Jets 1981-89	Jay Carroll , TE 1984-85 Tampa Bay Buccaneers 1984-85	Greg Eslinger , C 2006-08 Denver Broncos 2006-07 Houston Texans 2007-08
Marion Barber III , RB 2005-11 Dallas Cowboys 2005-10 Chicago Bears 2011	Jim Carter , LB 1970-78 Green Bay 1970-78	Jim Fahnhorst , LB 1984-90 San Francisco 49ers 1984-90
Bert Baston , E 1920-21 Cleveland Bulldogs 1920-21	Tony Carter , RB 1994-2002 Chicago Bears 1994-97 New England Patriots 1998-2000 Denver Broncos 2001 Green Bay Packers 2002	Keith Fahnhorst , T 1974-85 San Francisco 49ers 1974-85
Bill Baumgartner , E 1947 Baltimore 1947	Tyrone Carter , DB 2000-10 Minnesota Vikings 2000-02 New York Jets 2003 Pittsburgh Steelers 2004-09 San Diego Chargers, 2010	Mike Falls , G 1960-61 Dallas Cowboys 1960-61
Doug Beaudoin , S 1976-81 New England Patriots 1976-79 Miami Dolphins 1980 San Diego Chargers 1981	Marty Christiansen , FB 1940 Chicago Bears 1940	George Faust , QB 1939 Chicago Bears 1939
Bobby Bell , LB 1963-74 Kansas City Chiefs 1963-74	David Cobb , RB 2015- Tennessee Titans 2015 Pittsburgh Steelers 2016 Chicago Bears 2016	Paul Faust , LB 1967 Minnesota Vikings 1967
Warren Beson , C 1949 Baltimore 1949	Billy Cockerham , QB 2000 Minnesota Vikings 2000	Paul Flynn , E 1922-23 Minneapolis Marines 1922-23
John Billman , G 1946-47 Brooklyn Dodgers 1946 Chicago Bears 1947	Travis Cole , QB 2002 Pittsburgh Steelers 2002	Fred Foggie , DB 1994-96 Pittsburgh Steelers 1994-95 Carolina Panthers 1995-96
Bert Bisbee , HB 1922 Milwaukee Badgers 1922	Bill Daley , FB 1946-48 Miami 1946 Brooklyn Dodgers 1946 Chicago Bears 1947 New York Yankees 1948	George Franck , FB 1941, 1945-47 New York Giants 1941, 1945-47
Bob Bjorklund , C 1941 Philadelphia Eagles 1941	Ken Dallafior , G 1985-90 San Diego Chargers 1985 Detroit Lions 1986-90	Isaac Fruechte , WR 2015- Minnesota Vikings 2015-
Brian Boddy-Calhoun , DB 2016- Cleveland Browns 2016-	Chris Darkins , RB 1996-98 Green Bay Packers 1996-98	Bill Carnas , HB 1946-48 Pittsburgh Steelers 1946-48
Brian Bonner , LB 1988-89 Washington Redskins 1988-89	Jerome Davis , DE 1997-2004 Detroit Lions 1997-99 Denver Broncos 1999-2000 San Francisco 49ers 2002-04	Chet Gay , T 1925-26 Buffalo Bisons 1925 Racine Tornados 1926 Milwaukee Badgers 1926
McKinley Boston , LB 1968-69 New York Giants 1968-69	Eric Decker , WR 2010- Denver Broncos 2010-13 New York Jets 2014-16	George Gibson , G 1930 Minneapolis Marines 1930
Jack Brewer , FS 2002-06 Minnesota Vikings 2002-03 New York Giants 2004 Philadelphia Eagles 2005 Arizona Cardinals 2006	Omar Douglas , WR 1994-97 New York Giants 1994-97	Gale Gillingham , OG 1966-76 Green Bay Packers 1966-76
Aaron Brown , DE 1966-74 Kansas City Chiefs 1966-72 Green Bay Packers 1973-74	Tony Dungy , QB-DB 1977-79 Pittsburgh Steelers 1977-78 San Francisco 49ers 1979	Mike Giovinetti , OT 1996 Tampa Bay Buccaneers 1996
Arland Bruce , WR 2000, 2003 Kansas City Chiefs 2000 San Francisco 49ers 2003		Kerry Glenn , DB 1985-92 New York Jets 1985-89 Miami Dolphins 1991-92
Bob Bruggers , LB 1967-71 Miami Dolphins 1967-68 San Diego Chargers 1968-71		Bud Grant , E 1951-52 Philadelphia Eagles 1951-52
Hubie Bryant , WR 1970-72 Pittsburgh Steelers 1970 New England Patriots 1971-72		MarQueis Gray , TE 2013- Cleveland Browns 2013 Minnesota Vikings 2014 Buffalo Bills 2014-15 Miami Dolphins 2016-

ALL-TIME NFL ROSTER BY PLAYER

Adam Haayer, OT 2001-06 Tennessee Titans 2001 Minnesota Vikings 2002-04 Arizona Cardinals 2005 St. Louis Rams 2006	Dick Johnson, TE 1963 Kansas City Chiefs 1963	Jermaine Mays, CB 2003 Minnesota Vikings 2003
Gary Hadd, DT 1989 Detroit Lions 1989 Phoenix Cardinals 1989	Ron Johnson, WR 2002-2004 Baltimore Ravens 2002-04	Karl Mecklenburg, LB 1983-94 Denver Broncos 1983-94
Roger Hagberg, FB 1965-69 Oakland Raiders 1965-69	Ezell Jones, T 1969-70 Boston Patriots 1969-70	Jon Michals, DE 2000 New York Jets 2000
Ra'Shede Hageman, DE 2014- Atlanta Falcons 2014-	Rube Juster, T 1946 Boston Yankees 1946	Bob McNamara, RB 1960-61 Denver Broncos 1960-61
Tom Hall, SE 1962-67 Detroit Lions 1962-63 Minnesota Vikings 1964-66 New Orleans Saints 1967	Wayne Kakota, C 1930 Minneapolis Marines 1930	Jon Melander, OL 1991-94 New England Patriots 1991 Cincinnati Bengals 1992 Denver Broncos 1993-94
Ben Hamilton, OG 2001-10 Denver Broncos 2001-09 Seattle Seahawks, 2010	Wally Kersten, T 1982-85 Los Angeles Rams 1982 Tampa Bay 1985	Mark Merrill, LB 1978-84 New York Jets 1978-79 Chicago Bears 1979 Denver Broncos 1981-82 Buffalo Bills 1983-84 Los Angeles Raiders 1984
Thomas Hamner, RB 2000 Philadelphia Eagles 2000	Wally Kilbourne, T 1939 Green Bay Packers 1939	Willie Middlebrooks, CB 2001-06 Denver Broncos 2001-2004, '06- San Francisco 49ers 2005
Carl Hanke, E 1921-24 Hammond Pros 1921-23 Chicago Bears 1922-24	Doug Kingsriter, TE 1973-75 Minnesota Vikings 1973-75	Lou Midler, G 1939-40 Pittsburgh Pirates 1939 Green Bay Packers 1940
Ron Hanson, G 1951 Washington Redskins 1951	Stan Kostka, FB 1935 Brooklyn Dodgers 1935	Eddie Miles, LB 1990 Pittsburgh Steelers 1990
Hal Hanson, G 1928-30 Frankford Yellow Jackets 1928-30 Minneapolis Marines 1930	Kent Kramer, TE 1966-74 San Francisco 49ers 1966 New Orleans Saints 1967 Minnesota Vikings 1969-70 Philadelphia Eagles 1971-74	Paul Mitchell, T 1946-48 Los Angeles Dons 1946-48
Alex Hass, TE 2000 St. Louis Rams 2000	Bill Kuusisto, G 1941-46 Green Bay Packers 1941-46	Anthony Montgomery, DT 2006-09 Washington Redskins 2006-09
Ken Haycraft 1929-1930 Minneapolis Red Jackets 1929 Green Bay Packers 1930	Greg Larson, C 1961-73 New York Giants 1961-73	Wilbur Moore, HB 1939-46 Washington Redskins 1939-46
Rodney Heath, CB 1999-2002 Cincinnati Bengals 1999-2001 Atlanta Falcons 2002	Ed Lechner, G 1942 New York Giants 1942	Eric Murray, DB 2016- Kansas City Chiefs 2016
Craig Hendrickson, OT 1994 Buffalo Bills 1994	Michael Lehan, CB 2003-08 Cleveland Browns 2003-05 Miami Dolphins 2006-08	Greg Murtha, T 1982 Baltimore Colts 1982
Matt Herkenhoff, T 1976-85 Kansas City Chiefs 1976-85	Jon Leverenz, LB 1990 Washington Redskins 1990	Bronko Nagurski, FB-T 1930-37, '43 Chicago Bears 1930-37, 1943
Ray Hitchcock, C 1987-89 Washington Redskins 1987-89	Len Levy, G 1945-48 Cleveland/Los Angeles Rams 1945 Los Angeles Dons 1947-48	Pete Najarian, LB 1987-89 San Francisco 49ers 1987 Minnesota Vikings 1987 Tampa Bay Buccaneers 1987-89
Mike Hohensee, QB 1987 Chicago Bears 1987	Carl Lidberg, FB 1926-30 Green Bay Packers 1926-30	Steve Neils, LB 1974-80 St. Louis Cardinals 1974-80
Gordy Holz, T 1960-64 Denver Broncos 1960-63 New York Jets 1964	Rhys Lloyd, K 2007-09 Baltimore Ravens 2007 Carolina Panthers 2007-09	Don Nolander, C 1946 Los Angeles Dons 1946
Michael Hunt, LB 1978-80 Green Bay Packers 1978-80	Chip Lohmiller, K 1988-96 Washington Redskins 1988-94 New Orleans Saints 1995 St. Louis Rams 1996	Leo Nomellini, T 1950-63 San Francisco 49ers 1950-63
Einer Irgens, E 1921-24 Minneapolis 1921-24	Sean Lumpkin, DB 1992-97 New Orleans Saints 1992-97	Olaf Noreene, HB 1921 Evansville Crimson Giants 1921
Floyd Jaszewski, T 1950-51 Detroit Lions 1950-51	Tom MacLeod, LB 1973-78 Green Bay Packers 1973 Baltimore Colts 1974-78	Mally Nydall, FB-QB 1929-31 Minneapolis 1929-30 Frankford 1930-31
Jon Jetic, DE 1958-64 New York Giants 1958 Oakland 1961-64	Al Maeder, T 1929 Minneapolis Marines 1929	John O'Brien, HB 1929 Minneapolis 1929
Noel Jenke, LB 1971-74 Minnesota Vikings 1971 Atlanta Falcons 1972 Green Bay Packers 1973-74	Frank Marchlewski, C 1965-70 Los Angeles Rams 1965, 1968-69 Atlanta Falcons 1966-68 Buffalo Bills 1970	Dick O'Donnell, E 1924-31 Duluth Eskimos 1923 Green Bay Packers 1924-30 Brooklyn Dodgers 1931
Herb Joesting, FB 1929-32 Minneapolis Marines 1929-30 Frankford Yellow Jackets 1930-31 Chicago Bears 1931-32	Laurence Maroney, RB 2006-10 New England Patriots 2006-09 Denver Broncos 2010	Urban Odson, T 1946-49 Green Bay Packers 1946-49
Bill Johnson, E 1941 Green Bay Packers 1941	Billy Martin, HB 1962-64 Chicago Bears 1962-64	Vern Oech, T 1936 Chicago Bears 1936
	Joe Mattern, HB 1920-22 Cleveland Tigers 1920 Minneapolis Marines 1922	Earl Ohlgren, E 1942 Green Bay 1942
		Larry Olsonoski, G 1948-49 Green Bay Packers 1948-49

ALL-TIME NFL ROSTER BY PLAYER

New York Bulldogs 1949	John Schlecht , DT..... 2001-03	San Francisco 49ers 2001-02	Bob Sweiger , HB..... 1946-49
Bob Paffrath , HB..... 1946	San Francisco 49ers 2001-02	New Orleans Saints 2003	New York Yankees 1946-48
Brooklyn Tigers 1946	Bob Schmidt , T-C..... 1959-67	Bob Schmidt , T-C..... 1959-67	Chicago Hornets 1949
Ray Parsons , T..... 1971	New York Giants 1959-60	New York Giants 1959-60	Stan Sytsma , LB..... 1980
Detroit Lions 1971	Houston Oilers 1961-63	Houston Oilers 1961-63	Atlanta Falcons 1980
Gordon Paschke , FB-G..... 1943, '47	Boston Patriots 1964-65	Boston Patriots 1964-65	Bob Tanner , E..... 1930
Pittsburgh Steelers 1943	Buffalo Bills 1966-67	Buffalo Bills 1966-67	Frankford Yellow Jackets 1930
New York Giants 1947	Jeff Schuh , LB..... 1981-86	Jeff Schuh , LB..... 1981-86	Thomas Tapeh , FB..... 2004-08
Roger Pattison , G..... 1924	Cincinnati Bengals 1981-85	Cincinnati Bengals 1981-85	Philadelphia Eagles 2004-07
Kenosha Maroons 1924	Green Bay Packers 1986	Green Bay Packers 1986	Minnesota Vikings 2008
Logan Payne , WR..... 2008, '11	Minnesota Vikings 1986	Minnesota Vikings 1986	Al Teeter , E..... 1932
Seattle Seahawks 2008	Charles Schultz , T..... 1939-41	Charles Schultz , T..... 1939-41	Staten Island Stapletons 1932
New York Jets 2011	Green Bay Packers 1939-41	Green Bay Packers 1939-41	Bob Tenner , E..... 1935
Winfield Pederson , T..... 1941, '45-46	Marcus Sherels , DB/PR..... 2010-	Marcus Sherels , DB/PR..... 2010-	Green Bay Packers 1935
New York Giants 1941, 1945	Minnesota Vikings 2010-	Minnesota Vikings 2010-	Ryan Thelwell , WR..... 1998-2000
Boston Yankees 1946	Rudy Sikich , T..... 1945	Rudy Sikich , T..... 1945	San Francisco 49ers 1998
Art Pharmer , FB..... 1930-31	Cleveland Rams 1945	Cleveland Rams 1945	San Diego Chargers 1998-99
Minneapolis Marines 1930	Jack Simmons , TE..... 2009	Jack Simmons , TE..... 2009	New Orleans Saints 2000
Frankford Yellow Jackets 1930-31	New York Jets 2009	New York Jets 2009	Chris Thome , OL..... 1991-92
Warren Plunkett , QB..... 1942	Traye Simmons , DB..... 2010	Traye Simmons , DB..... 2010	Cleveland Browns 1991-92
Cleveland Rams 1942	San Diego Chargers 2010	San Diego Chargers 2010	Cedric Thompson , DB..... 2016
Derek Rackley , LS/TE..... 2000-07	Keith Simons , T..... 1976-79	Keith Simons , T..... 1976-79	Minnesota Vikings 2016
Atlanta Falcons 2000-05	Kansas City Chiefs 1976-77	Kansas City Chiefs 1976-77	Darrell Thompson , RB..... 1990-95
Seattle Seahawks 2006-07	St. Louis Cardinals 1978-79	St. Louis Cardinals 1978-79	Green Bay Packers 1990-95
Randy Rasmussen , C..... 1984-89	Dave Simonson , T..... 1974-77	Dave Simonson , T..... 1974-77	Chicago Bears 1995
Pittsburgh Steelers 1984-85	Baltimore Colts 1974	Baltimore Colts 1974	Festus Tierney , G..... 1922-25
Minnesota Vikings 1988-89	New York Giants 1975	New York Giants 1975	Hammond Pros 1922
Josh Rawlings , T..... 2000-02	Houston Oilers 1975	Houston Oilers 1975	Minneapolis Marines 1923-24
Kansas City Chiefs 2000	Seattle Seahawks 1976	Seattle Seahawks 1976	Milwaukee Badgers 1925
New England Patriots 2000	Detroit Lions 1977	Detroit Lions 1977	Rex Tobin , E..... 1925
Seattle Seahawks 2002	Mark Slater , C..... 1978-83	Mark Slater , C..... 1978-83	Duluth Eskimos 1925
Tellis Redmon , RB..... 2003-04	San Diego Chargers 1978	San Diego Chargers 1978	Steve Tobin , C..... 1980
Seattle Seahawks 2003	Philadelphia Eagles 1979-83	Philadelphia Eagles 1979-83	New York Giants 1980
Baltimore Ravens 2004	Bruce Smith , HB..... 1945-48	Bruce Smith , HB..... 1945-48	Clayton Tonemaker , C..... 1950-54
Matt Reem , OG..... 1996-97	Green Bay Packers 1945-48	Green Bay Packers 1945-48	Green Bay Packers 1950-54
Washington Redskins 1996-97	Los Angeles Rams 1948	Los Angeles Rams 1948	Nate Triplett , LB..... 2010-11
Pete Regnier , HB..... 1921-22	Gordy Soltau , K-E..... 1950-58	Gordy Soltau , K-E..... 1950-58	Indianapolis Colts 2010-11
Minneapolis Marines 1921-22	San Francisco 49ers 1950-58	San Francisco 49ers 1950-58	George Tuttle , E..... 1927
Green Bay 1922	Bob Soltis , DB..... 1960-61	Bob Soltis , DB..... 1960-61	Green Bay Packers 1927
Darrell Reid , DT..... 2005-09	Boston Patriots 1960-61	Boston Patriots 1960-61	Fred Twedell , G..... 1939
Indianapolis Colts 2005-08	Vic Spadaccini , QB..... 1938-40	Vic Spadaccini , QB..... 1938-40	Green Bay Packers 1939
Denver Broncos 2009	Cleveland Rams 1938-40	Cleveland Rams 1938-40	Rick Upchurch , WR..... 1975-83
Steve Rhem , WR..... 1994-98	Matt Spaeth , TE..... 2007-15	Matt Spaeth , TE..... 2007-15	Denver Broncos 1975-83
New Orleans 1994-96	Pittsburgh Steelers 2007-10, 2013-15	Pittsburgh Steelers 2007-10, 2013-15	Andy Uram , HB..... 1938-43
Philadelphia 1997-98	Chicago Bears, 2011-12	Chicago Bears, 2011-12	Green Bay Packers 1938-43
Karon Riley , DE..... 2001-05	Randy Staten , DE..... 1967	Randy Staten , DE..... 1967	Rube Ursella , QB..... 1920-26
Chicago Bears 2001-02	New York Giants 1967	New York Giants 1967	Rock Island Independents 1920, 1924-25
Atlanta Falcons 2002-05	Bob Stein , LB..... 1969-75	Bob Stein , LB..... 1969-75	Minneapolis Marines 1921
Wayne Robinson , LB..... 1952-56	Kansas City Chiefs 1969-72	Kansas City Chiefs 1969-72	Akron Pros 1926
Philadelphia Eagles 1952-56	Los Angeles Rams 1973-74	Los Angeles Rams 1973-74	Hammond Pros 1926
Jim Rush , HB..... 1922	San Diego Chargers 1974	San Diego Chargers 1974	Ben Utech , TE..... 2004-08
Minneapolis Marines 1922	Minnesota Vikings 1975	Minnesota Vikings 1975	Indianapolis Colts 2004-07
Gary Russell , RB..... 2007-09	Mac Stephens , LB..... 1990-91	Mac Stephens , LB..... 1990-91	Cincinnati Bengals 2008
Pittsburgh Steelers 2007-08	New York Jets 1990	New York Jets 1990	Willie VanDeSteege , LB..... 2009
Oakland Raiders 2009	Minnesota Vikings 1991	Minnesota Vikings 1991	Baltimore Ravens 2009
Arnie Sandberg , HB..... 1926	Steve Stewart , LB..... 1978-79	Steve Stewart , LB..... 1978-79	Harold Van Every , HB..... 1940-41
Los Angeles Buccaneers 1926	Atlanta Falcons 1978	Atlanta Falcons 1978	Green Bay Packers 1940-41
Charlie Sanders , TE..... 1968-77	Green Bay Packers 1979	Green Bay Packers 1979	Fred Van Hull , G..... 1942
Detroit Lions 1968-77	Milt Sunde , G..... 1969-74	Milt Sunde , G..... 1969-74	Green Bay Packers 1942
Craig Sauer , LB..... 1996-2001	Minnesota Vikings 1964-74	Minnesota Vikings 1964-74	Brock Vereen , S..... 2014-16
Atlanta Falcons 1996-99	Bud Svendsen , G..... 1937-43	Bud Svendsen , G..... 1937-43	Chicago Bears 2014-15
Minnesota Vikings 2000-01	Green Bay Packers 1937-39	Green Bay Packers 1937-39	Minnesota Vikings 2015
Cory Sauter , QB..... 1998-2003	Brooklyn Dodgers 1940-43	Brooklyn Dodgers 1940-43	New England Patriots 2015
Arizona Cardinals 1998	George Svendsen , C..... 1935-41	George Svendsen , C..... 1935-41	Kansas City Chiefs 2016
Detroit Lions 1999-2001	Green Bay Packers 1935-41	Green Bay Packers 1935-41	Adam Weber , QB..... 2011-12
Chicago Bears 2002	John Schlecht , DT..... 2001-03	John Schlecht , DT..... 2001-03	Denver Broncos 2011
Indianapolis Colts 2003	San Francisco 49ers 2001-02	San Francisco 49ers 2001-02	Tampa Bay Buccaneers 2012

ALL-TIME NFL ROSTER BY PLAYER

Ernie Wheelwright, WR	2008
Baltimore Ravens 2008	
Ellery White, HB	1926
Los Angeles Buccaneers, 1926	
Greg (Stylez G.) White, DE ... 2002-03, '05, '07-10	
New Orleans Saints 2002	
Washington Redskins 2003	
Chicago Bears 2005	
Tampa Bay Buccaneers 2007-10	
Ed Widseth, T	1937-40
New York Giants 1937-40	
Dick Wildung, G	1946-53
Green Bay Packers 1946-53	
Ben Williams, DE	1998-99
Minnesota Vikings 1998-99	
Brian Williams, C	1989-2000
New York Giants 1989-2000	
John Williams, T	1968-79
Baltimore Colts 1968-71	
Los Angeles Rams 1972-79	
Lamanzer Williams, DE	1998-2000
Jacksonville Jaguars 1998-99	
Kansas City Chiefs 2000	
Maxx Williams, TE	2015-
Baltimore Ravens 2015-	
Vern Winfield, G	1972-73
Philadelphia Eagles 1972-73	
Damien Wilson, LB	2015-
Dallas Cowboys 2015-	
Troy Wolkow, OL	1988
New England Patriots 1988	
Jeff Wright, DB	1971-77
Minnesota 1971-77	
Arne Wyman, FB	1920
Rock Island Independents 1920	
Jimmy Wyrick, CB	2000-2004
Detroit Lions 2000-02	
Miami Dolphins 2003-2004	
Frank Youso, T	1958-63
New York Giants 1958-60	
Minnesota Vikings 1961-62	
Oakland Raiders 1963-65	

(listed players were either on an active season roster or practice squad during at least one NFL season)

ADDITIONAL PROFESSIONAL LEAGUES USFL (1983-85)

Elmer Bailey, WR	1984
Denver Gold 1984	
Doug Beaudoin, SS	1983-85
Tampa Bay Bandits 1983-85	
Ken Dallafior, T	1984
Michigan Panthers 1984	
Jim Fahnhorst, LB	1983-85
Boston Breakers 1983	
Chicago Blitz 1983	
Arizona Wranglers 1984	
Oklahoma Outlaws 1985	
Mike Hohensee, QB	1983-84
Washington Federals 1983-84	
Glenn Howard, LB	1984-85
Philadelphia/Baltimore Stars 1984-85	
Kevin Kellin, DE	1984
Washington Federals 1984	
Greg Murtha, OT	1983-84
New Jersey Generals 1983-84	

Dana Noel, DB	1983
New Jersey Generals 1983	
Alan Reid, RB	1984
Memphis Showboats 1984	

NFL EUROPE (1991-2007) PREVIOUSLY WORLD LEAGUE (1991-92)

Antoine Burns, WR	2004
Amsterdam Admirals 2004	
Billy Cockerham, QB	2002
Frankfurt Galaxy 2002	
Jerome Davis, DE	2002
Frankfurt Galaxy 2002	
Ron Goetz, LB	1991-92
Barcelona Dragons 1991-92	
Ben Hamilton, C	2002
Berlin Thunder 2002	
Aaron Hosack, WR	2005-07
Frankfurt Galaxy 2005-07	
Rhys Lloyd, K	2007
Frankfurt Galaxy 2007	
Jermaine Mays, DB	2004
Berlin Thunder 2004-05	
Jon Michals, DE	2002
Frankfurt Galaxy 2002	
Joe Quinn, OG	2005
Rhein Fire 2005	
Josh Rawlings, OT	2001
Frankfurt Galaxy 2001	
Tellis Redmon, RB	2003
Amsterdam Admirals 2003	
Cory Sauter, QB	2000
Barcelona Dragons 2000	
John Schlecht, DT	2003-04
Frankfurt Galaxy 2003-04	
Dominique Sims, LB	2007
Frankfurt Galaxy 2007	
Greg White, DE	2005
Cologne Centurions 2005	
Ben Williams, DE	1998
London Monarchs 1998	
Lamanzer Williams, DE	2003
Berlin Thunder 2003	

CANADIAN FOOTBALL LEAGUE

Ollie Bakken, LB	1986-80
Winnipeg Blue Bombers 1976	
Calgary Stampeders 1976-79	
British Columbia Lions 1980	
Keith Ballard, OT	1994
Baltimore Stallions 1994	
Ray Baylor, DL	2001
Saskatchewan Roughriders 2001	
Rob Blakely, RB	1968
Toronto Argonauts 1968	
Brian Bonner, LB	1991-95
Ottawa Renegades 1991-94	
Shreveport Pirates 1995	
McKinley Boston, LB	1971
British Columbia Lions 1971	
Tom Brown, OL, DL	1961-67
British Columbia Lions 1961-67	
Arland Bruce, WR	2001-02, 2004-08
Winnipeg Blue Bombers 2001-02	
Toronto Argonauts 2004-08	
Bart Buetow, DE	1974-75

Toronto Argonauts 1974-75	
Dave Burkholder, OT	1958-64
Winnipeg Blue Bombers 1958-64	
Billy Bye, RB	1953-54
Winnipeg Blue Bombers 1953-54	
Stan Canakes, OT, DT	1954-58
Winnipeg Blue Bombers 1954-58	
Saskatchewan Roughriders 1956	
Tom Cates, RB	1947
Montreal Alouettes 1947	
Tom Chandler, LB	1976-77
Calgary Roughriders 1976	
Hamilton Tigercats 1977	
Lou Clare, DB	1973-81
Hamilton Tigercats 1973-75, 1979-81	
Saskatchewan Roughriders 1976-78	
Montreal Alouettes 1981	
Jerome Davis, OT	2000, 2005-08
Calgary Stampeders 2000	
Toronto Argonauts 2005-06, 2008	
Hamilton Tigercats 2007	
Bob Deegan, DE	1963
Saskatchewan Roughriders 1963	
Walt Edwards, OT	1949
Winnipeg Blue Bombers 1949	
Mike Falls, OG	1956
Toronto Argonauts 1956	
Marquel Fleetwood, QB	1993-97
Ottawa Renegades 1993-94	
Toronto Argonauts 1996	
Hamilton Tigercats 1997	
Rickey Foggie, QB	1988-97, 2002
British Columbia Lions 1988-90, 2002	
Toronto Argonauts 1991-92	
Edmonton Eskimos 1993-94	
Memphis Mad Dogs 1995	
Hamilton Tigercats 1997	
Ron Goetz, LB	1993-97
Ottawa Renegades 1993	
Saskatchewan Roughriders 1994-97	
John Hankinson, QB	1968
Edmonton Eskimos 1968	
Rodney Heath, DB	2004
Hamilton Tigercats 2004	
Craig Hendrickson, OL	1991-2001
Saskatchewan Roughriders 1991-93	
Edmonton Eskimos 1994-95	
British Columbia Lions 1996, 2000-01	
Winnipeg Blue Bombers 1997-99	
Scott Hendrickson, OL	1992-2000
Saskatchewan Roughriders 1992-97	
British Columbia Lions 1998-2000	
Bob Hobert, OL	1957-58
Winnipeg Blue Bombers 1957-58	
Mike Hohensee, QB	1985
Ottawa Renegades 1985	
British Columbia Lions 1985	
Bruce Holmes, LB	1988-92
Toronto Argonauts 1988-89, 1992	
Ottawa Renegades 1989-90	
British Columbia Lions 1991	
Kevin Holmes, DL	2001
Saskatchewan Roughriders 2001	
Jon Jelacic, DL	1959-60
Ottawa Rough Riders 1959-60	
Dick Johnson, TE	1960-61
British Columbia Lions 1960-61	

ALL-TIME NFL ROSTER BY PLAYER

Jerry Jones, RB	1963-64
Winnipeg Blue Bombers 1963-64	
Rube Juster, OT	1947
Montreal Alouettes 1947	
Mike Kissell, OG	1949
Winnipeg Blue Bombers 1949	
Simoni Lawrence, LB	2012-13, 2014-
Edmonton Eskimos 2012	
Hamilton TigerCats 2013, 2014-	
Billy Martin, RB	1965-68
Edmonton Eskimos 1965	
Toronto Argonauts 1966	
Winnipeg Blue Bombers 1968	
K.J. Maye, WR	2016-
Edmonton Eskimos 2016-	
Jermaine Mays, DB	2006-08
Toronto Argonauts 2006-07	
Hamilton Tigercats 2008	
Ralph McAllister, RB	1952-53
Winnipeg Blue Bombers 1952-53	
Cedric McKinley, DT	2014-
Edmonton Eskimos 2014-16	
Saskatchewan Roughriders 2016-	
Bob McNamara, DB	1955-58
Winnipeg Blue Bombers 1955-58	
Willie Middlebrooks, DB	2008
Toronto Argonauts 2008	
Bill Munsey, RB	1963-67
British Columbia Lions 1963-67	
Pete Najarian, LB	1988
Toronto Argonauts 1988	
Urban Odson, OT	1950
Montreal Alouettes 1950	
Bob Paffrath, QB, RB	1946-52
Ottawa Rough Riders 1946, 1948-49	
Edmonton Eskimos 1950-52	
Alan Reid, RB	1985-86
Montreal Alouettes 1985-86	
Karon Riley, DE	2005
Toronto Argonauts 2005	
Bob Sandberg, RB	1947-49, 1951
Winnipeg Blue Bombers 1947-49	
Saskatchewan Roughriders 1951	
Dave Skrein, RB	1953
Winnipeg Blue Bombers 1953	
Jim Soltau, E	1955
Winnipeg Blue Bombers 1955	
Sandy Stephens, QB	1962-63
Montreal Alouettes 1962-63	
Toronto Argonauts 1963	
Troy Stoudermire, DB	2014-16, 2016-
Winnipeg Blue Bombers 2014-16	
Edmonton Eskimos 2016-	
Ryan Thelwell, WR	2001-08
British Columbia Lions 2001-06	
Calgary Stampeders 2007-08	
Ben Williams, DT	1994-95
Shreveport Pirates 1994-95	
Mike Wright, DT	1960-61
Winnipeg Blue Bombers 1960-61	

1961 ROSE BOWL

WASHINGTON 17, MINNESOTA 7

January 2, 1961 • The Rose Bowl
Pasadena, Calif.

Attendance: 97,314

SCOREBOARD	1	2	3	4	F
Washington	3	14	0	0	17
Minnesota	0	0	7	0	7

First Quarter

WASH — Fleming 34 FG, 9:10

Second Quarter

WASH — Wooten 4 pass from Schloreidt (Fleming kick), 13:35

WASH — Schloreidt 1 run (Fleming kick), 4:14

Third Quarter

MINN — Munsey 18 run (Rogers kick), 9:15

Fourth Quarter

No scoring

TEAM STATISTICS

STATISTICS	WASH	MINN
First Downs	11	14
Rush Att.-Yds.	31-177	49-202
Passing Yards	16	51
Passes (A-C-I)	5-2-0	18-5-3
Total Net Yards	193	253
Kickoff Ret. (No.-Yds.)	2-53	4-89
Punt Ret. (No.-Yds.)	5-29	4-29
Penalties-Yds.	6-50	3-35
Fumbles-Lost	3-2	0-0

INDIVIDUAL LEADERS

Rushing

WASH — Jackson 13-60, Schloreidt 5-68 (TD), Mitchell 7-15, McKeta 7-18, Fleming 3-13, Wooten 1-6

MINN — Stephens 10-51, Hagberg 11-44, Munsey 8-37 (TD), Dickson 9-30, Rogers 3-10, Mulholland 5-20, Johnson 2-7, Salem 1-3

Passing (Att-Comp-Int-Yds-TD)

WASH — Schloreidt 4-2-0-16-0

MINN — Stephens 10-2-3-21-0;

Johnson 8-3-0-30-0

Receiving

WASH — Jackson 1-12, Wooten 1-4

MINN — Rogers 2-5, Hagberg 1-18, Hall 1-15

1962 ROSE BOWL

MINNESOTA 21, UCLA 3

January 1, 1962 • The Rose Bowl •
Pasadena, Calif.

Attendance: 98,214

SCOREBOARD	1	2	3	4	F
Minnesota	7	7	0	7	21
UCLA	3	0	0	0	3

First Quarter

UCLA — Smith 28 FG, 8:40

MINN — Stephens 1 run (Loechler kick), 2:42

Second Quarter

MINN — Munsey 3 run (Loechler kick), 2:39

Third Quarter

No scoring

Fourth Quarter

MINN — Stephens 2 run (Loechler kick), 2:36

TEAM STATISTICS

STATISTICS	UCLA	MINN
First Downs	8	21
Rush Att.-Yds.	34-55	55-222
Passing Yards	52	75
Passes (A-C-I)	8-5-0	11-7-0
Total Net Yards	107	397
Kickoff Ret. (No.-Yds.)	2-41	2-38
Punt Ret. (No.-Yds.)	1-10	2-10
Penalties-Yds.	1-5	6-70
Fumbles-Lost	2-2	3-2

INDIVIDUAL LEADERS

Rushing

MINN — Stephens 12-46 (2 TD), Dickson 12-45, Munsey 10-41, Jones 9-31, Cairns 7-38, Mulholland 2-14, King 2-3, Blaska 1-4

UCLA — Alexander 10-48, Smith 10-8, Thompson 6-12, Halfner 5-7, Singleton 3-(20).

Passing (Att-Comp-Int-Yds-TD)

MINN — Stephens 11-7-0-75-0

UCLA — Smith 5-2-0-22-0, Singleton 2-2-0-18-0

Zeno 1-1-0-12-0

Receiving

MINN — Cairns 2-24, Deegan 2-23, Dickson 1-12, Hall 1-10, Mulholland 1-6

UCLA — Alexander 3-26, Zeno 1-14, Hauck 1-12

1977 HALL OF FAME

BOWL

MARYLAND 17, MINNESOTA 7

December 22, 1977 • Legion Field •
Birmingham, Ala.

Attendance: 47,000

SCOREBOARD	1	2	3	4	F
Minnesota	7	0	0	0	7
Maryland	3	14	0	0	17

First Quarter

MINN — Barber 1 run (Rogind kick), 9:02

MD — Sochko 32 FG, 5:21

Second Quarter

MD — Scott 2 run (Sochko kick), 7:04

MD — Scott 1 run (Sochko kick), 4:53

Third Quarter

No scoring

Fourth Quarter

No scoring

TEAM STATISTICS

STATISTICS	MINN	MD
First Downs	17	15
Rush Att.-Yds.	55-113	41-120
Passing Yards	155	211
Passes (A-C-I)	26-13-0	23-12-1
Total Net Yards	268	331
Kickoff Ret. (No.-Yds.)	4-70	2-34
Punt Ret. (No.-Yds.)	2-6	2-3
Penalties-Yards	6-54	12-80
Fumbles-Lost	3-2	3-2

INDIVIDUAL LEADERS

Rushing

MINN — Kitzmann 24-76, Avery 12-(1), Thompson 4-11, Barber 4-7 (TD), Carlson 4-4, Brealut 3-(1), Artis 2-9, White 2-8

MD — Scott 24-75, Manges 6-15, Dick 6-0, Maddox 2-17, Dudish 2-6, Burgess 1-4

Passing (Att-Comp-Int-Yds-TD)

MINN — Avery 23-12-0-130-0, Carlson 3-1-0-25-0

MD — Dick 20-12-0-211-0, Manges 3-0-1-0-0

Receiving

MINN — Anhorn 5-49, Barber 4-58, Bourquin 2-14, Wydzyski 1-25, Thompson 1-9

MD — White 8-126, Scott 2-16, Sievers 1-57, Dudish 1-12

1985 INDEPENDENCE BOWL

MINNESOTA 20, CLEMSON 3

December 21, 1985 • Independence Stadium • Shreveport, La.

Attendance: 38,214

SCOREBOARD	1	2	3	4	F
Minnesota	3	7	0	10	20
Clemson	0	6	7	0	13

First Quarter

MINN — Lohmiller 22 FG, 9:02

Second Quarter

MINN — Anderson 9 pass from Foggie (Lohmiller kick), 13:28

CLEM — Treadwell 39 FG, 9:48

CLEM — Treadwell 21 FG, 0:14

Third Quarter

CLEM — Jennings 3 pass from Driver (Treadwell kick), 7:25

Fourth Quarter

MINN — Lohmiller 19 FG, 10:45

MINN — Baylor 1 run (Lohmiller kick), 4:56

TEAM STATISTICS

STATISTICS	MINN	CLEM
First Downs	19	18
Rush Att.-Yds.	55-257	48-211
Passing Yards	123	162
Passes (A-C-I)	21-9-0	29-10-1
Total Net Yards	380	373
Kickoff Ret. (No.-Yds.)	2-38	4-90
Punt Ret. (No.-Yds.)	0-0	1-0
Penalties-Yards	6-50	5-51
Fumbles-Lost	1-1	5-3

INDIVIDUAL LEADERS

Rushing

MINN — Foggie 18-60, Baylor 13-98, Puk 15-69, Penn 6-24, Wilson 3-6

CLEM — Flowers 27-148, Driver 13-37, Williams 5-12, Anderson 1-7, Johnson 1-5, Roulhac 1-2

Passing (Att-Comp-Int-Yds-TD)

MINN — Foggie 21-9-0-123-1

CLEM — Williams 24-9-1-159-0, Anderson 2-0-0-0-0 Driver 2-1-0-3-1

Receiving

MINN — Anderson 4-34, Couch 2-41, Otto 2-31, Hare 1-17

CLEM — Williams 5-58, Jennings 3-41 (TD), Roulhac 2-63

1986 LIBERTY BOWL

TENNESSEE 21, MINNESOTA 14

December 29, 1986 • Memorial Stadium • Memphis, Tenn.

Attendance: 51,327

SCOREBOARD	1	2	3	4	F
Minnesota	0	3	8	3	14
Tennessee	7	7	0	7	21

First Quarter

TENN — Clinkscales 18 pass from Francis (Revez kick), 7:47

Second Quarter

TENN — Howard 23 pass from Francis (Revez kick), 5:27

MINN — Lohmiller 27 FG, 0:08

Third Quarter

CLEM — Foggie 11 run (Thompson run), 6:03

Fourth Quarter

MINN — Lohmiller 25 FG, 13:23

TENN — Clinkscales 15 pass from Francis (Revez kick), 11:21

TEAM STATISTICS

STATISTICS	MINN	TENN
First Downs	20	17
Rush Att.-Yds.	47-238	29-81
Passing Yards	136	243
Passes (A-C-I)	25-10-0	31-22-0
Total Net Yards	374	324
Kickoff Ret. (No.-Yds.)	4-44	3-69
Punt Ret. (No.-Yds.)	3-11	1-(-1)
Penalties-Yards	5-30	5-49
Fumbles-Lost	2-2	4-1

INDIVIDUAL LEADERS

Rushing

MINN — Thompson 25-136, Foggie 12-52 (TD), Richardson 5-32, Goetz 3-10, Wilson 2-8

TENN — Howard 16-63, Davis 6-22, Francis 4-(-12), Miller 1-5, Wilson 1-4, Panuska 1-(-1)

Passing (Att-Comp-Int-Yds-TD)

MINN — Foggie 25-10-0-136-0

TENN — Francis 31-22-0-243-3

Receiving

MINN — Anderson 3-31, Richardson 2-66, Bruce 2-23, Armstrong 1-18, Thompson 1-4, Goetz 1-(-6)

TENN — Clinkscales 7-72 (2TD), Miller 6-72, Davis 4-24, Howard 3-48, Middlebrooks 1-20, Wilson 1-7

1999 WELLS FARGO

SUN BOWL

OREGON 24, MINNESOTA 20

December 31, 1999 • Sun Bowl • El Paso, Texas

Attendance: 48,757

SCOREBOARD	1	2	3	4	F
Minnesota	7	0	6	7	20
Oregon	0	7	10	7	24

First Quarter

MINN — Johnson 1 pass from Cockerham (Nystrom kick), 3:52

Second Quarter

ORE — Harrington 5 run (Villegas kick), 1:11

Third Quarter

MINN — Bruce 38 pass from Cockerham (Nystrom kick failed), 12:42

ORE — Harrington 1 run (Villegas kick), 8:04

ORE — Villegas 37 FG, 3:11

Fourth Quarter

MINN — Johnson 7 pass from Cockerham (Nystrom kick), 14:56

ORE — Howry 10 pass from Harrington (Villegas kick), 1:32

TEAM STATISTICS

STATISTICS	MINN	ORE
First Downs	19	22
Rush Att.-Yds.	35-96	39-156
Passing Yards	257	232
Passes (A-C-I)	37-19-2	43-20-0
Total Net Yards	353	388
Kickoff Ret. (No.-Yds.)	3-67	4-80
Punt Ret. (No.-Yds.)	3-20	4-40
Penalties-Yards	5-58	4-25
Fumbles-Lost	1-1	2-1

INDIVIDUAL LEADERS

Rushing

MINN — Hamner 20-64, Cockerham 12-26, Bruce 2-8, Henderson 1-(-2)

ORE — Droughns 21-95, Ho-Ching 9-56, Harrington 6-(-9) (2 TD), Tucker 2-10, Brown 1-4

Passing (Att-Comp-Int-Yds-TD)

MINN — Cockerham 37-19-2-257-3

ORE — Harrington 43-20-0-232-1

Receiving

MINN — Johnson 7-54 (2 TD), Levenson 6-126, Bruce 2-44 (TD), E. Jones 2-26, Hamner 2-7

ORE — Hartley 7-113, Howry 3-54 (TD), Droughns 3-(-1), Chance 2-15, Collins 1-17, Cook 1-12, Nwamuo 1-11, Ho-Ching 1-7, Tucker 1-4

2000 MICRONPC.COM BOWL

N.C. STATE 38, MINNESOTA 30

December 28, 2000 • Pro Player Stadium • Ft. Lauderdale, Fla.
Attendance: 28,359

SCOREBOARD	1	2	3	4	F
Minnesota	21	3	0	6	30
North Carolina State	0	8	17	13	38

First Quarter

MINN — Redmon 12 run (Nystrom kick), 13:03
MINN — Redmon 3 run (Nystrom kick), 4:46
MINN — Cole 2 run (Nystrom kick), 0:45

Second Quarter

MINN — Nystrom 27 FG, 7:31
NCST — Vanderveer 2 pass from Rivers (R. Robinson pass from Rivers), 2:00

Third Quarter

NCST — K. Robinson 19 pass from Rivers (Leak pass from Rivers), 12:08
NCST — Passingham 37 FG, 8:00
NCST — R. Robinson 3 run (pass failed), 0:42

Fourth Quarter

MINN — Nystrom 23 FG, 11:57
NCST — K. Robinson 23 pass from Rivers (pass failed), 11:01
MINN — Nystrom 29 FG, 6:46
NCST — R. Robinson 8 run (Passingham kick), 3:16

TEAM STATISTICS

STATISTICS	MINN	NCST
First Downs	31	22
Rush Att.-Yds.	58-300	24-109
Passing Yards	202	310
Passes (A-C-I)	30-16-1	39-24-2
Total Net Yards	502	419
Kickoff Ret. (No.-Yds.)	3-48	7-172
Punt Ret. (No.-Yds.)	2-18	1-23
Penalties-Yards	14-107	7-75
Fumbles-Lost	2-1	2-0

INDIVIDUAL LEADERS

Rushing
MINN — Redmon 42-246 (2 TD), Cole 8-4, Fitzpatrick 4-10, Mays 1-23, Matthews 1-12, Patterson 1-7
NCST — R. Robinson 15-74 (2 TD), Rivers 3-9, Leak 2-0, K. Robinson 1-19, Jackson 1-11
Passing (Att-Comp-Int-Yds-TD)
MINN — Cole 29-16-0-20-0
Abdul-Khaliq 1-0-1-0-0
NCST — Rivers 39-24-2-310-2
Receiving
MINN — Keller 5-51, Patterson 4-30, Redmon 3-9, Johnson 2-58, Mays 1-44, Utecht 1-10
NCST — K. Robinson 7-157 (TD), R. Robinson 5-36, Leak 4-76, Peterson 4-27, Simmons 2-4, Jackson 1-8, Vanderveer 1-2 (TD)

2002 MUSIC CITY BOWL

MINNESOTA 29, ARKANSAS 14

December 30, 2002 • The Coliseum • Nashville, Tenn.
Attendance: 39,183

SCOREBOARD	1	2	3	4	F
Arkansas	7	0	0	7	14
Minnesota	6	6	7	10	29

First Quarter

ARK — Wilson 2 pass from Jones (Carlton kick), 12:03

MINN — Nystrom 24 FG, 7:59
MINN — Nystrom 45 FG, 4:47

Second Quarter

MINN — Nystrom 21 FG, 11:57
MINN — Nystrom 22 FG, 6:24

Third Quarter

MINN — Utecht 19 pass from Abdul-Khaliq (Nystrom kick), 2:44

Fourth Quarter

MINN — Nystrom 29 FG, 11:53
MINN — Tapeh 33 run (Nystrom kick), 7:49
ARK — Smith 10 pass from Sorahan (Carlton kick), 5:29

TEAM STATISTICS

STATISTICS	MINN	ARK
First Downs	19	22
Rush Att.-Yds.	45-162	31-80
Passing Yards	272	208
Passes (A-C-I)	33-18-0	40-18-3
Total Net Yards	434	288
Kickoff Ret. (No.-Yds.)	2-42	8-128
Punt Ret. (No.-Yds.)	4-3	2-15
Penalties-Yards	9-71	6-44
Fumbles-Lost	0-0	2-1

INDIVIDUAL LEADERS

Rushing
MINN — Tapeh 18-100 (TD), Jackson II 17-36, Upchurch 2-17, Abdul-Khaliq 5-8, Fitzpatrick 1-3
ARK — Talley 14-33, Jones 7-14, Sorahan 3-4, Pierce 2-14, Cobbs 2-1, Birmingham 1-7
Passing (Att-Comp-Int-Yds-TD)
MINN — Abdul-Khaliq 32-17-0-222-1
ARK — Jones 24-12-2-119-1
Sorahan 15-6-1-89-1
Receiving
MINN — Utecht 5-77 (TD), Burns 4-88, Tapeh 3-23, Patterson 2-22, Jackson II 2-2, Hosack 1-50, Ellerson 1-10
ARK — Wilson 8-111 (TD), Smith 5-65 (TD), Talley 2-20, Hamilton 1-11, Poole 1-3, Pierce 1-(-2)

2003 WELLS FARGO SUN BOWL

MINNESOTA 31, OREGON 30

December 31, 2003 • Sun Bowl • El Paso, Texas
Attendance: 49,894

SCOREBOARD	1	2	3	4	F
Minnesota	0	14	14	3	31
Oregon	0	17	7	6	30

First Quarter

no scoring

Second Quarter

ORE — Rosario 9 pass from Clemens (Siegel kick), 14:06
MINN — Tapeh 1 run (Lloyd kick), 9:50
ORE — Parker 18 pass from Clemens (Siegel kick), 8:45
MINN — Tapeh 1 run (Lloyd kick), 1:11
ORE — Siegel 30 FG, 0:00

Third Quarter

MINN — Tapeh 6 run (Lloyd kick), 8:28
ORE — Parker 40 pass from Clemens (Siegel kick), 3:09
MINN — Maroney 22 run (Lloyd kick), 00:14

Fourth Quarter

MINN — Siegel 32 FG, 9:36
ORE — Siegel 47 FG, 4:16
MINN — Lloyd 42 FG, 00:23

TEAM STATISTICS

STATISTICS	MINN	ORE
First Downs	23	25
Rush Att.-Yds.	55-241	24-77
Passing Yards	172	376
Passes (A-C-I)	21-12-0	44-33-1
Total Net Yards	413	453
Kickoff Ret. (No.-Yds.)	2-47	5-97
Punt Ret. (No.-Yds.)	1-4	0-0
Penalties-Yards	3-19	5-40
Fumbles-Lost	2-1	0-0

INDIVIDUAL LEADERS

Rushing
MINN — Maroney 15-131 (TD), Tapeh 13-40 (3 TD), Barber III 16-37, Abdul-Khaliq 9-29, Wallace 1-6
ORE — Whitehead 6-35, Washington 6-28, Clemens 11-14, Rosario 1-0
Passing (Att-Comp-Int-Yds-TD)
MINN — Abdul-Khaliq 21-12-0-172-0
ORE — Clemens 42-32-1-363-3,
Fife 1-1-0-13-0
Receiving
MINN — Hosack 6-107, Patterson 3-33, Tapeh 2-12, Posthumus 1-20
ORE — Parker 16-200 (2 TD), Whitehead 5-42, Williams 4-49, Rosario 3-36 (TD), Day 3-31, Clemens 1-13, Floberg 1-5

2004 MUSIC CITY BOWL

MINNESOTA 20, ALABAMA 16

December 31, 2004 • The Coliseum • Nashville, Tenn.

Attendance: 66,089

SCOREBOARD	1	2	3	4	F
Alabama	7	7	0	2	16
Minnesota	7	10	3	0	20

First Quarter

ALA — McClain 2 pass from Pennington (Bostick kick), 14:12

MINN — Lipka 1 fumble recovery (Lloyd kick), 4:21

Second Quarter

MINN — Barber 5 run (Lloyd kick), 14:57

MINN — Lloyd 27 FG, 8:07

ALA — McClain 1 run (Bostick kick), 2:57

Third Quarter

MINN — Lloyd 24 FG, 10:16

Fourth Quarter

ALA — Team safety, 3:11

TEAM STATISTICS

STATISTICS	ALA	MINN
First Downs	13	23
Rush Att.-Yds.	21-21	72-276
Passing Yards	243	75
Passes (A-C-I)	36-22-0	13-5-2
Total Net Yards	264	351
Kickoff Ret. (No.-Yds.)	5-76	4-14
Punt Ret. (No.-Yds.)	2-10	1-10
Penalties-Yards	4-35	11-84
Fumbles-Lost	2-2	2-1

INDIVIDUAL LEADERS

Rushing

ALA — Brown 1-17, Johns 6-15, McClain 6-7 (TD), Darby 1-1, Prothro 3-(-3), Pennington 4-(-16)

MINN — Barber III 37-187 (TD), Maroney 29-105, Valentine 2-10, Wallace 1-(-9), Lloyd 1-(-15)

Passing (Att-Comp-Int-Yds-TD)

ALA — Pennington 36-22-0-243-1

MINN — Cupito 12-5-1-75-0, Barber III 1-0-1-0-0

Receiving

ALA — Hall 5-51, Prothro 4-82, Brown 3-56, Caddell 3-21, Knight 2-10, McClain 2-9 (TD), Darby 2-9, Johns 1-5

MINN — Ellerson 3-51, Wallace 2-24

2005 MUSIC CITY BOWL

VIRGINIA 34, MINNESOTA 31

December 30, 2005 • The Coliseum • Nashville, Tenn.

Attendance: 40,519

SCOREBOARD	1	2	3	4	F
Minnesota	14	7	3	7	31
Virginia	7	3	14	10	34

First Quarter

MINN — Valentine 7 pass from Cupito (Monroe kick), 9:34

MINN — Wheelwright 44 pass from Cupito (Monroe kick), 6:48

VIR — Williams 6 pass from Hagans (Hughes kick), 2:46

Second Quarter

MINN — Ellerson 57 pass from Cupito (Monroe kick), 6:50

VIR — Hughes 32 FG, 00:00

Third Quarter

VIR — Lundy 7 run (Hughes kick), 10:26

MINN — Monroe 39 FG, 6:02

VIR — Mines 2 pass from Hagans (Hughes kick), 4:00

Fourth Quarter

MINN — Ellerson 23 pass from Cupito (Monroe kick), 12:16

VIR — Lundy 2 run (Hughes kick), 8:48

VIR — Hughes 39 FG, 1:08

TEAM STATISTICS

STATISTICS	MINN	VIR
First Downs	24	20
Rush Att.-Yds.	51-198	30-103
Passing Yards	263	365
Passes (A-C-I)	28-18-1	33-26-1
Total Net Yards	461	468
Kickoff Ret. (No.-Yds.)	4-87	5-75
Punt Ret. (No.-Yds.)	2-13	2-8
Penalties-Yards	6-52	4-30
Fumbles-Lost	1-0	2-1

INDIVIDUAL LEADERS

Rushing

MINN — Maroney 26-109, Russell 22-85, Cupito 2-2, Shevlin 1-2

VIR — Lundy 16-59, Hagans 10-26, Peerman 3-19

Passing (Att-Comp-Int-Yds-TD)

MINN — Cupito 28-18-1-263-4

VIR — Hagans 32-25-1-358-2,

Olsen 1-1-0-7-0

Receiving

MINN — Wheelwright 7-120, Ellerson 3-80, Spaeth 2-25, Maroney 2-12, Russell 2-11, Posthumus 1-8, Valentine 1-7

VIR — Williams 6-88, Santi 5-128, Byers 5-67, Mines 4-32, Stupar 3-39, Lundy 2-4, Hagans 1-7,

2006 INSIGHT BOWL

TEXAS TECH 44, MINNESOTA 41

December 29, 2006 •

Sun Devil Stadium • Tempe, Ariz.

Attendance: 48,391

SCOREBOARD	1	2	3	4	OT	F
Texas Tech	0	7	7	24	6	44
Minnesota	14	21	3	0	3	41

First Quarter

MINN — Simmons 2 pass from Cupito (Monroe kick), 9:27

MINN — Pinnix run (Monroe kick), 6:00

Second Quarter

MINN — Valentine 1 run (Monroe kick), 14:52

MINN — Wheelwright 14 pass from Cupito (Monroe kick), 7:42

TT — Woods 1 run (Trlica kick), 4:32

MINN — Payne 3 pass from Cupito (Monroe kick), :32

Third Quarter

MINN — Monroe 20 FG, 7:47

TT — Filani 43 pass from Harrell (Trlica kick), 4:58

Fourth Quarter

TT — Johnson 8 pass from Harrell (Trlica kick), 14:56

TT — Harrell 1 run (Trlica kick), 7:49

TT — Woods 1 run (Trlica kick), 2:39

TT — Trlica 52 FG, :00

Overtime

MINN — Monroe 32 FG

TT — Woods 3 run

TEAM STATISTICS

STATISTICS	TT	MINN
First Downs	29	25
Rush Att.-Yds.	24-103	47-195
Passing Yards	445	263
Passes (A-C-I)	55-36-1	31-19-1
Total Net Yards	548	458
Kickoff Ret. (No.-Yds.)	5-56	4-103
Punt Ret. (No.-Yds.)	3-37	0-0
Penalties-Yards	4-30	5-23
Fumbles-Lost	2-2	1-0

INDIVIDUAL LEADERS

Rushing

TT — Woods 19-109, Harrell 5-(-6)

MINN — Pinnix 34-179, Thomas 6-21, Payne 1-15,

Valentine 2-4, Cupito 4-(-24)

Passing (Att-Comp-Int-Yds-TD)

TT — Harrell 55-36-1-445-2

MINN — Cupito 31-19-1-263-3

Receiving

TT — Filani 11-162, Johnson 9-97, T. Walker 5-68, G. Walker 3-34, Woods 3-19, Morris 2-31, L.A. Reed 1-15, Britton 1-14, Amendola 1-5

MINN — Simmons 7-134, Wheelwright 4-45, Payne 3-18, Decker 2-41, Pinnix 2-14, Reilly 1-11

2008 INSIGHT BOWL

KANSAS 42, MINNESOTA 21

December 31, 2008 •
Sun Devil Stadium • Tempe, Ariz.
Attendance: 49,103

SCOREBOARD	1	2	3	4	F
Kansas	14	14	7	7	42
Minnesota	14	0	0	7	21

First Quarter

KU — Briscoe 60 pass from Reesing (Branstetter kick), 14:49

MINN — Hoese 1 run (Monroe kick), 13:18

MINN — Hoese 2 run (Monroe kick), 4:48

KU — Meier 4 pass from Reesing (Branstetter kick), 0:12

Second Quarter

KU — Briscoe 6 pass from Reesing (Branstetter kick), 8:49

KU — Wilson 4 pass from Reesing (Branstetter kick), 1:07

Third Quarter

KU — Briscoe 32 pass from Meier (Branstetter kick), 8:03

Fourth Quarter

MINN — Decker 6 pass from Weber (Monroe kick), 13:01

KU — Sharp 2 run (Branstetter kick), 1:33

TEAM STATISTICS

STATISTICS	KU	MINN
First Downs	26	20
Rush Att.-Yds.	29-101	38-80
Passing Yards	345	251
Passes (A-C-I)	36-28-1	35-20-0
Total Net Yards	446	331
Kickoff Ret. (No.-Yds.)	1-24	7-195
Punt Ret. (No.-Yds.)	2-15	1-5
Penalties-Yards	4-33	7-41
Fumbles-Lost	0-0	1-1

INDIVIDUAL LEADERS

Rushing

KU — Sharp 16-64, Reesing 12-38

MINN — Weber 12-31, Eskridge 14-26, Salamon 6-7,

Stoudemire 1-6, Hoese 4-5, Decker 1-5

Passing (Att-Comp-Int-Yds-TD)

KU — Reesing 35-27-1-313-4, Meier 1-1-0-32-1

MINN — Weber 34-19-0-176-1, Pittman 1-1-0-75-0

Receiving

KU — Briscoe 14-201, Meier 10-113, Wilson 2-17, Biere 1-9, Fields 1-5

MINN — Decker 8-149, Simmons 4-31, Green 2-38,

McKnight 2-16, Pittman 2-13, Salamon 1-4, Eskridge 1-0

2009 INSIGHT BOWL

IOWA STATE 14, MINNESOTA 13

December 31, 2009 •
Sun Devil Stadium • Tempe, Ariz.
Attendance: 45,090

SCOREBOARD	1	2	3	4	F
Minnesota	3	0	10	0	13
Iowa State	0	14	0	0	14

First Quarter

MINN — Ellestad 36 field goal, 8:31

Second Quarter

ISU — Arnaud 9 run (Mahoney kick), 4:35

ISU — Williams 38 pass from Arnaud (Mahoney kick), 0:23

Third Quarter

MINN — Tow-Arnett 23 pass from Weber (Ellestad kick), 5:22

MINN — Ellestad 21 field goal, 0:21

TEAM STATISTICS

STATISTICS	MINN	ISU
First Downs	21	22
Rush Att.-Yds.	32-122	44-212
Passing Yards	312	216
Passes (A-C-I)	35-20-1	26-19-2
Total Net Yards	434	428
Kickoff Ret. (No.-Yds.)	3-50	4-87
Punt Ret. (No.-Yds.)	0-0	3-34
Penalties-Yards	1-9	8-56
Fumbles-Lost	1-1	2-2

INDIVIDUAL LEADERS

Rushing

MINN — Eskridge 13-43, Whaley 11-42, Gray 3-34, Weber 4-12, Stoudemire 1-1

ISU — Robinson 22-137, Arnaud 21-76

Passing (Att-Comp-Int-Yds-TD)

MINN — Weber 32-18-1-261-1, Gray 2-1-0-11-0

ISU — Arnaud 26-19-2-216-1

Receiving

MINN — McKnight 7-124, Stoudemire 3-33, Tow-Arnett 2-47, Gray 2-37, Bennett 2-13, Theret 1-40, Lair 1-12

ISU — Williams 6-83, Hamilton 4-32, Franklin 3-31, Darks 2-38, Robinson 2-20, Catlett 2-12

2012 MEINEKE CAR CARE BOWL

TEXAS TECH 34, MINNESOTA 31

December 28, 2012 •
Reliant Stadium • Houston, Texas
Attendance: 50,386

SCOREBOARD	1	2	3	4	F
Minnesota	10	7	7	7	31
Texas Tech	14	10	0	10	34

First Quarter

MINN — Wettstein 41 field goal, 8:31

TTU — Grant 99 kickoff return (Bustin kick), 8:17

MINN — Williams 2 run (Wettstein kick), 5:46

TTU — Edwards 13 pass from Brewer (Bustin kick), 4:01

Second Quarter

MINN — Kirkwood 3 run (Wettstein kick), 14:26

TTU — Bustin 28 field goal, 8:36

TTU — Doege 4 run (Bustin kick), 0:05

Third Quarter

MINN — Crawford-Tufts 17 pass from Nelson (Wettstein kick), 12:07

Fourth Quarter

MINN — Goodger 1 pass from Nelson (Wettstein kick), 13:07

TTU — Ward 35 pass from Doege (Bustin kick), 1:10

TTU — Bustin 28 field goal, 0:00

TEAM STATISTICS

STATISTICS	MINN	TTU
First Downs	23	23
Rush Att.-Yds.	54-249	24-154
Passing Yards	146	284
Passes (A-C-I)	19-8-1	47-32-2
Total Net Yards	368	429
Kickoff Ret. (No.-Yds.)	5-123	3-119
Punt Ret. (No.-Yds.)	2-6	2-18
Penalties-Yards	7-84	13-135
Fumbles-Lost	0-0	1-0

INDIVIDUAL LEADERS

Rushing

MINN — Kirkwood 19-77, Williams 12-60, Gray 11-59, Nelson 12-26

TTU — Stephens 5-66, Williams 7-45, Doege 5-20, Foster 4-11, Ward 1-6, Grant 2-minus 3

Passing (Att-Comp-Int-Yds-TD)

MINN — Nelson 16-7-1-138-2, Gray 3-1-0-8-0

TTU — Doege 45-31-2-271-1, Brewer 1-1-0-13-1

Receiving

MINN — Engel 4-108, Rabe 2-20, Crawford-Tufts 1-17, Goodger 1-1

TTU — Moore 11-84, Ward 7-79, T. Williams 6-46, K.

Williams 2-28, Amaro 2-15, Edwards 1-13, Stephens 1-8,

Davis 1-6, Foster 1-5

2013 TEXAS BOWL

SYRACUSE 21, MINNESOTA 17

December 27, 2013 •
Reliant Stadium • Houston, Texas
Attendance: 32,327

SCOREBOARD	1	2	3	4	F
Syracuse	0	7	7	7	21
Minnesota	0	3	0	14	17

Second Quarter

SU — Smith 1 run (Norton kick), 10:04

MINN — Hawthorne 41 field goal, 0:00

Third Quarter

SU — Hunt 5 run (Norton kick), 2:57

Fourth Quarter

MINN — M. Williams 20 pass from Leidner (Leidner pass failed), 14:55

MINN — Wolitarsky 55 pass from Leidner (conversion Henry from Leidner), 12:34

SU — Hunt 12 run (Norton kick), 1:14

TEAM STATISTICS

STATISTICS	SU	MINN
First Downs	23	19
Rush Att.-Yds.	46-208	38-127
Passing Yards	188	223
Passes (A-C-I)	19-29-0	13-30-0
Total Net Yards	396	350
Kickoff Ret. (No.-Yds.)	3-56	3-48
Punt Ret. (No.-Yds.)	4-83	2-2
Penalties-Yards	9-53	8-65
Fumbles-Lost	2-1	2-1

INDIVIDUAL LEADERS

Rushing

MINN — Cobb 18-91, Leidner 13-24, Nelson 2-14, Kirkwood 4-6, Fruechte 1-minus 8

SU — Hunt 15-74, Smith 16-74, Morris 8-33, Gulley 4-16, Estime 1-9, Loeb 1-5, McFarlane 1-minus 3.

Passing (Att-Comp-Int-Yds-TD)

MINN — Leidner 22-11-0-205-2, Nelson 7-2-0-18-0

SU — Hunt 29-19-0-188-0

Receiving

MINN — M. Williams 5-76, Wolitarsky 4-94, Fruechte 3-41, Cobb 1-12

SU — Estime 5-47, West 5-38, Broyld 4-41, Clark 3-36, Smith 1-18, Gulley 1-8

2015 CITRUS BOWL

MISSOURI 33, MINNESOTA 17

January 1, 2015 •
Orlando Citrus Bowl • Orlando, Fla.
Attendance: 48,624

SCOREBOARD	1	2	3	4	F
Missouri	0	10	9	14	33
Minnesota	7	0	10	0	17

First Quarter

MINN — R. Williams 20 run (Santoso kick), 5:42

Second Quarter

MU — Baggett 21 field goal, 6:39

MU — Sasser 25 pass from Mauk (Baggett kick), 1:04

Third Quarter

MU — Baggett 33 field goal, 13:03

MINN — M. Williams 54 pass from Leidner (Santoso kick), 11:48

MU — Mauk 18 run (pass failed), 9:16

MINN — Santoso 38 field goal, 7:22

Fourth Quarter

MU — Hansbrough 78 run (Baggett kick), 9:22

MU — Sasser 7 pass from Mauk (Baggett kick), 4:51

TEAM STATISTICS

STATISTICS	MU	MINN
First Downs	18	19
Rush Att.-Yds.	45-337	33-106
Passing Yards	97	267
Passes (A-C-I)	19-12-2	33-22-0
Total Net Yards	434	373
Kickoff Ret. (No.-Yds.)	1-26	2-68
Punt Ret. (No.-Yds.)	3-8	2-13
Penalties-Yards	2-15	6-45
Fumbles-Lost	0-0	5-3

INDIVIDUAL LEADERS

Rushing

MU — Murphy 12-157, Hansbrough 15-114, Mauk 11-38, Brantley 1-19, Witter 2-12, Webb 1-0

MINN — Cobb 21-81, R. Williams 1-20, Maye 2-15, Leidner 9-minus 10

Passing (Att-Comp-Int-Yds-TD)

MU — Mauk 19-12-2-97-2

MINN — Leidner 31-21-0-258-1, Cobb 1-1-0-9-0,

Maye 1-0-0-0-0

Receiving

MU — Sasser 7-68, Murphy 2-16, Brown 1-14, Culkin 1-1, White 1-minus 2

MINN — M. Williams 7-98, Cobb 4-33, Maye 3-75, Fruechte 3-14, Plsek 2-13, Edwards 1-21, Leidner 1-9, Thomas 1-4

2015 QUICK LANE BOWL

MINNESOTA 21, CENTRAL MICH. 14

December 28, 2015 •
Quick Lane Bowl • Detroit, Mich.
Attendance: 34,217

SCOREBOARD	1	2	3	4	F
Central Michigan	0	7	0	7	14
Minnesota	3	7	3	8	21

First Quarter

MINN — Santoso 22 field goal, 10:11

Second Quarter

CMU — Rush 1 run (Eavey kick), 14:55

MINN — Maye 11 pass from Leidner (Santoso kick), 12:43

Third Quarter

MINN — Santoso 42 field goal, 8:30

Fourth Quarter

CMU — Ross 13 run (Eavey kick), 11:08

MINN — Leidner 13 run (conversion Maye from Leidner), 4:26

TEAM STATISTICS

STATISTICS	CMU	MINN
First Downs	17	21
Rush Att.-Yds.	28-104	39-158
Passing Yards	145	223
Passes (A-C-I)	30-15-1	30-24-1
Total Net Yards	249	381
Kickoff Ret. (No.-Yds.)	1-18	1-17
Punt Ret. (No.-Yds.)	1-6	3-28
Penalties-Yards	3-25	1-5
Fumbles-Lost	0-0	0-0

INDIVIDUAL LEADERS

Rushing

CMU — Ross 19-100, Rice 1-6, Hayes 2-1, Bacci 1-0, Rush 5-minus 3

MINN — Smith 15-74, Brooks 15-65, Leidner 9-19

Passing (Att-Comp-Int-Yds-TD)

CMU — Rush 29-15-1-145-0

MINN — Leidner 30-24-1-223-1

Receiving

CMU — Willis 4-51, Ross 4-28, McCord 2-42, Kroll 2-10, Rice 1-11, Cooper 1-3, Hayes 1-0

MINN — Maye 8-67, Lingen 5-33, Brooks 4-45, Wolitarsky 3-52, Carter 2-10, Wozniak 1-11, Smith 1-5

2016 HOLIDAY BOWL

MINNESOTA 17,

WASHINGTON STATE 12

December 27, 2016 •

Holiday Bowl • San Diego, Calif.

Attendance: 48,704

SCOREBOARD	1	2	3	4	F
Minnesota	0	3	7	7	17
Washington State	3	3	0	6	12

First Quarter

WSU — Powell 26 field goal, 6:23

Second Quarter

MINN — Carpenter 43 field goal, 7:26

WSU — Powell 41 field goal, 0:33

Third Quarter

MINN — Brooks 13 pass from Leidner (Carpenter kick), 3:23

Fourth Quarter

MINN — R. Smith 9 run (Carpenter kick), 2:06

WSU — Sweet 8 pass from Falk (Falk pass failed), 0:19

TEAM STATISTICS

STATISTICS	MINN	WSU
First Downs	17	16
Rush Att.-Yds.	41-150	23-39
Passing Yards	129	264
Passes (A-C-I)	20-11-0	51-30-1
Total Net Yards	279	303
Kickoff Ret. (No.-Yds.)	3-77	3-48
Punt Ret. (No.-Yds.)	2-3	2-4
Penalties-Yards	10-65	7-56
Fumbles-Lost	1-1	0-0

INDIVIDUAL LEADERS

Rushing

MINN — Smith 17-74, Brooks 13-51, Leidner 10-26

WSU — Wicks 5-26, Morrow 5-13, Williams 4-12, Falk 9--12

Passing (Att-Comp-Int-Yds-TD)

MINN — Leidner 20-11-0-129-1

WSU — Falk 51-30-1-264-1

Receiving

MINN — Wolitarsky 5-73, Still 2-38, Brooks 2-10, Smith 1-1

WSU — Lewis 6-86, Sweet 4-33, Marks 4-27, Morrow 4-20, Dimry 3-33, Martin 3-20, Thompson 2-10, Johnson-Mack 2-2, Williams 1-29, Wicks 1-4

BOWL RECORDS

RUSHING

MOST CARRIES

Minnesota

- 42 Tellis Redmon vs. N.C. State (2000 MicronPC)
- 37 Marion Barber III vs. Alabama (2004 Music City)
- 34 Amir Pinnix vs. Texas Tech (2006 Insight)
- 29 Laurence Maroney vs. Alabama (2004 Music City)
- 26 Laurence Maroney vs. Virginia (2005 Music City)

Opponent

- 27 Kenny Flowers, Clemson (1985 Independence)
- 24 George Scott, Maryland (1977 Hall of Fame)
- 22 Alexander Robinson, Iowa State (2009 Insight)
- 21 Austen Arnaud, Iowa State (2009 Insight)
- 21 Reuben Droughns, Oregon (1999 Sun)
- 19 Romello Ross, Central Michigan (2015 Quick Lane)
- 19 Shannon Woods, Texas Tech (2006 Insight)
- 16 Jerome Smith, Syracuse (2013 Texas)
- 16 Jake Sharp, Kansas (2008 Insight)
- 16 Wali Lundy, Virginia (2005 Music City)
- 16 William Howard, Tennessee (1986 Liberty)

MOST YARDS GAINED

Minnesota

- 246 Tellis Redmon vs. N.C. State (2000 MicronPC)
- 187 Marion Barber III vs. Alabama (2004 Music City)
- 179 Amir Pinnix vs. Texas Tech (2006 Insight)
- 176 Darrell Thompson vs. Tennessee (1986 Liberty)
- 131 Laurence Maroney vs. Oregon (2003 Sun)
- 109 Laurence Maroney vs. Virginia (2005 Music City)
- 105 Laurence Maroney vs. Alabama (2004 Music City)
- 100 Thomas Tapeh vs. Arkansas (2002 Music City)

Opponent

- 157 Marcus Murphy, Missouri (2015 Citrus)
- 148 Kenny Flowers, Clemson (1985 Independence)
- 137 Alexander Robinson, Iowa State (2009 Insight)
- 114 Russell Hansbrough, Missouri (2015 Citrus)
- 109 Shannon Woods, Texas Tech (2006 Insight)
- 100 Romello Ross, Central Michigan (2015 Quick Lane)

MOST RUSHING TOUCHDOWNS

Minnesota

- 3 Thomas Tapeh vs. Oregon (2003 Sun)
- 2 Jon Hoese vs. Kansas (2008 Insight)
- 2 Tellis Redmon vs. N.C. State (2000 MicronPC)
- 2 Sandy Stephens vs. UCLA (1962 Rose)

Opponent

- 3 Shannon Woods, Texas Tech (2006 Insight)
- 2 Terrel Hunt, Syracuse (2013 Texas)
- 2 Wali Lundy, Virginia (2005 Music City)
- 2 Joey Harrington, Oregon (1999 Sun)
- 2 George Scott, Maryland (1977 Hall of Fame)

YARDS PER CARRY (5 CARRIES MINIMUM)

Minnesota:

- 8.7, Laurence Maroney vs. Oregon (15 carries) (2003 Sun)

Opponent:

- 13.6, Bob Schloredt, Washington (1961 Rose)

PASSING

MOST PASSES ATTEMPTED

Minnesota

- 37 Billy Cockerham vs. Oregon (1999 Sun)
- 34 Adam Weber vs. Kansas (2008 Insight)
- 32 Adam Weber vs. Iowa State (2009 Insight)
- 32 Asad Abdul-Khaliq vs. Arkansas (2002 Music City)
- 31 Mitch Leidner vs. Missouri (2015 Citrus)
- 31 Bryan Cupito vs. Texas Tech (2006 Insight)

Opponent

- 55 Graham Harrell, Texas Tech (2006 Insight)
- 51 Luke Falk, Washington State (2016 Holiday)
- 45 Seth Doege, Texas Tech (2012 Meineke)
- 43 Joey Harrington, Oregon (1999 Sun)
- 42 Kellen Clemens, Oregon (2003 Sun)
- 39 Philip Rivers, N.C. State (2000 MicronPC)
- 36 Spencer Pennington, Alabama (2004 Music City)

MOST PASSES COMPLETED

Minnesota

- 24 Mitch Leidner vs. Central Michigan (2015 Quick Lane)
- 21 Mitch Leidner vs. Missouri (2015 Citrus)
- 19 Adam Weber vs. Kansas (2008 Insight)
- 19 Bryan Cupito vs. Texas Tech (2006 Insight)
- 19 Billy Cockerham vs. Oregon (1999 Sun)
- 18 Adam Weber vs. Iowa State (2009 Insight)
- 18 Bryan Cupito vs. Virginia (2005 Music City)

Opponent

- 36 Graham Harrell, Texas Tech (2006 Insight)
- 32 Kellen Clemens, Oregon (2003 Sun)
- 31 Seth Doege, Texas Tech (2012 Meineke)
- 30 Luke Falk, Washington State (2016 Holiday)
- 25 Marques Hagans, Virginia (2005 Music City)
- 22 Jeff Francis, Tennessee (1986 Liberty)
- 22 Spencer Pennington, Alabama (2004 Music City)

MOST TOUCHDOWN PASSES THROWN

Minnesota

- 4 Bryan Cupito vs. Virginia (2005 Music City)
- 3 Bryan Cupito vs. Texas Tech (2006 Insight Bowl)
- 3 Billy Cockerham vs. Oregon (1999 Sun)

Opponent

- 4 Todd Reesing, Kansas (2008 Insight)
- 3 Jeff Francis, Tennessee (1986 Liberty)
- 3 Kellen Clemens, Oregon (2003 Sun)
- 2 Maty Mauk, Missouri (2015 Citrus)
- 2 Graham Harrell, Texas Tech (2006 Insight)
- 2 Marques Hagans, Virginia (2005 Music City)
- 2 Philip Rivers, N.C. State (2000 MicronPC)

MOST PASSING YARDAGE

Minnesota

- 263 Bryan Cupito vs. Texas Tech (2006 Insight)
 - 263 Bryan Cupito vs. Virginia (2005 Music City)
 - 261 Adam Weber vs. Iowa State (2009 Insight)
 - 258 Mitch Leidner vs. Missouri (2015 Citrus)
 - 257 Billy Cockerham vs. Oregon (1999 Sun)
- #### Opponent
- 445 Graham Harrell, Texas Tech (2006 Insight)
 - 363 Kellen Clemens, Oregon (2003 Sun)
 - 358 Marques Hagans, Virginia (2005 Music City)
 - 313 Todd Reesing, Kansas (2008 Insight)
 - 310 Philip Rivers, N.C. State (2000 MicronPC)

MOST INTERCEPTIONS THROWN

Minnesota

- 3 Sandy Stephens vs. Washington (1961 Rose)
- 2 Billy Cockerham vs. Oregon (1999 Sun)

Opponent

- 2 Maty Mauk, Missouri (2015 Citrus)
- 2 Seth Doege, Texas Tech (2012 Meineke)
- 2 Austen Arnaud, Iowa State (2009 Insight)
- 2 Philip Rivers, N.C. State (2000 MicronPC)

BEST COMPLETION PERCENTAGE (MIN 5 ATT.)

- Minnesota:** .800, Mitch Leidner (24-30) vs. Central Michigan (2015 Quick Lane)
.667, Mitch Leidner (21-31) vs. Missouri (2015 Citrus)

- Opponent:** .781, Marques Hagans (25-32), Virginia (2005 Music City)

RECEIVING

MOST RECEPTIONS

Minnesota

- 8 KJ Maye vs. Central Michigan (2015 Quick Lane)
- 8 Eric Decker vs. Kansas (2008 Insight)
- 7 Max Williams vs. Missouri (2015 Citrus)
- 7 Da'Jon McKnight vs. Iowa State (2009 Insight)
- 7 Jack Simmons vs. Texas Tech (2006 Insight)
- 7 Ernie Wheelwright vs. Virginia (2005 Music City)
- 7 Ron Johnson vs. Oregon (1999 Sun)

Opponent

- 16 Samie Parker, Oregon (2003 Sun)
- 14 Dezmon Briscoe, Kansas (2008 Insight)
- 10 Kerry Meier, Kansas (2008 Insight)
- 11 Darrin Moore, Texas Tech (2012 Meineke)
- 11 Joel Filani, Texas Tech (2006 Insight)

MOST RECEIVING YARDAGE

Minnesota

- 149 Eric Decker vs. Kansas (2008 Insight)
- 134 Jack Simmons vs. Texas Tech (2006 Insight)
- 126 Luke Leverson vs. Oregon (1999 Sun)
- 124 Da'Jon McKnight vs. Iowa State (2009 Insight)
- 120 Ernie Wheelwright vs. Virginia (2005 Music City)
- 108 Derrick Engel vs. Texas Tech (2012 Meineke)
- 107 Aaron Hosack vs. Oregon (2003 Sun)

Opponent

- 201 Dezmon Briscoe, Kansas (2008 Insight)
- 200 Samie Parker, Oregon (2003 Sun)
- 162 Joel Filani, Texas Tech (2006 Insight)
- 157 Koren Robinson, N.C. State (2000 MicronPC)
- 128 Tom Santi, Virginia (2005 Music City)
- 126 Chuck White, Maryland (1977 Hall of Fame)

MOST TOUCHDOWN RECEPTIONS

Minnesota

- 2 Jared Ellerson vs. Virginia (2005 Music City)
- 2 Ron Johnson vs. Oregon (1999 Sun)
- 1 Seventeen tied

Opponent

- 3 Dezmon Briscoe, Kansas (2008 Insight)
- 2 Bud Sasser, Missouri (2015 Citrus)
- 2 Samie Parker, Oregon (2003 Sun)
- 2 Joey Clinkscales, Tennessee (1986 Liberty)

SCORING

MOST POINTS

Minnesota

- 18 Thomas Tapeh vs. Oregon (2003 Sun)
- 12 Jon Hoese vs. Kansas (2008 Insight)
- 12 Jared Ellerson vs. Virginia (2005 Music City)
- 12 Tellis Redmon vs. N.C. State (2000 MicronPC)
- 12 Dan Nystrom vs. N.C. State (2000 MicronPC)
- 12 Ron Johnson vs. Oregon (1999 Sun)
- 12 Sandy Stephens vs. UCLA (1962 Rose)

Opponent

- 18 Dezmon Briscoe, Kansas (2008 Insight)
- 18 Shannon Woods, Texas Tech (2006 Insight)
- 12 Bud Sasser, Missouri (2015 Citrus)
- 12 Terrel Hunt, Syracuse (2013 Texas)
- 12 Wali Lundy, Virginia (2005 Music City)
- 12 Samie Parker, Oregon (2003 Sun)
- 12 Joey Harrington, Oregon (1999 Sun)
- 12 Joey Clinkscales, Tennessee (1986 Liberty)
- 12 George Scott, Maryland (1977 Hall of Fame)

BOWL GAME RECORDS

KICKING

MOST EXTRA POINTS

Minnesota

- 5 Joel Monroe vs. Texas Tech (2006 Insight Bowl)
- 4 Jordan Wettstein vs. Texas Tech (2012

Meineke)

- 4 Joel Monroe vs. Virginia (2005 Music City)
- 4 Rhys Lloyd vs. Oregon (2003 Sun)
- 4 Joel Monroe vs. Kansas (2008 Insight)
- 3 Dan Nystrom vs. N.C. State (2000 MicronPC)
- 3 Tom Loechler vs. UCLA (1962 Rose Bowl)

Opponent

- 6 Jason Branstetter, Kansas (2008 Insight)
- 5 Alex Trlica, Texas Tech (2006 Insight)
- 4 Ryan Bustin, Texas Tech (2012 Meineke)
- 4 Connor Hughes, Virginia (2005 Music City)

MOST FIELD GOALS

Minnesota

- 5 Dan Nystrom vs. Arkansas (2002 Music City)
- 3 Dan Nystrom vs. N.C. State (2000 MicronPC)

Opponent

- 2 Erik Powell, Washington State (2016 Holiday)
- 2 Andrew Baggett, Missouri (2015 Citrus)
- 2 Ryan Bustin, Texas Tech (2012 Meineke)
- 2 Connor Hughes, Virginia (2005 Music City)
- 2 David Treadwell, Clemson (1985 Independence)

LONGEST FIELD GOAL

Minnesota

- 45 Dan Nystrom vs. Arkansas (2002 Music City)
- 45 Emmitt Carpenter vs. Washington State (2016 Holiday)
- 42 Ryan Santoso vs. Central Michigan (2015 Quick Lane)
- 42 Rhys Lloyd vs. Oregon (2003 Sun)
- 41 Chris Hawthorne vs. Syracuse (2013 Texas)
- 41 Jordan Wettstein vs. Texas Tech (2012

Meineke)

- 39 Joel Monroe vs. Virginia (2005 Music City)
- 38 Ryan Santoso vs. Missouri (2015 Citrus)

Opponent

- 52 Alex Trlica, Texas Tech (2006 Insight)
- 47 Jared Siegel, Oregon (2003 Sun)
- 41 Erik Powell, Washington State (2016 Holiday)
- 39 Connor Hughes, Virginia (2005 Music City)
- 39 David Treadwell, Clemson (1985 Independence)

DEFENSE

MOST TACKLES

Minnesota

- 18 Tyrone Carter vs. Oregon (1999 Sun)
- 15 Kim Royston vs. Iowa State (2009 Insight)
- 14 Cedric Thompson vs. Syracuse (2013 Texas)
- 14 Bruce Holmes vs. Clemson (1985 Independence)
- 12 Delvin Jones vs. Oregon (1999 Sun)
- 11 Blake Cashman vs. Wash. State (2016 Holiday)
- 10 Brock Vereen vs. Texas Tech (2012 Meineke)
- 10 John Shevlin vs. Virginia (2005 Music City)
- 10 Dominic Jones vs. Virginia (2005 Music City)
- 10 Jon Leverenz vs. Tennessee (1986 Liberty)
- 10 Mark Dusbabek vs. Tennessee (1986 Liberty)
- 10 Larry Joyner vs. Clemson (1985 Independence)

Opponent

- 16 Peter Sirmon, Oregon (1999 Sun)
- 14 D.J. Johnson, Texas Tech (2012 Meineke)
- 14 Mike Rivera, Kansas (2008 Insight)
- 14 Kai Parham, Virginia (2005 Music City)
- 14 Roman Harper, Alabama (2004 Music City)

MOST TACKLES FOR LOSS

Minnesota

- 2 Blake Cashman vs. Wash. State (2016 Holiday)
- 2 De'Vondre Campbell vs. C. Michigan (2015 Quick Lane)
- 2 Ra'Shede Hageman vs. Syracuse (2013 Texas)
- 2 Lee Campbell vs. Iowa State (2009 Insight)
- 2 Cedric McKinley vs. Kansas (2008 Insight)
- 2 John Shevlin vs. Virginia (2005 Music City)
- 2 Darrell Reid vs. Oregon (2003 Sun)
- 2 Mark Losli vs. Arkansas (2002 Music City)

Opponent

- 4 Charles Johnson, Maryland (1977 Hall of Fame)
- 4 James Holt, Kansas (2008 Insight)
- 3 Shane Riggs, N.C. State (2000 Micronpc.com)
- 3 Garrett Sabol, Oregon (1999 Sun)
- 3 Saul Patu, Oregon (1999 Sun)

MOST SACKS

Minnesota

- 2 De'Vondre Campbell vs. Central Michigan (2015 Quick Lane)
 - 2 Cedric McKinley vs. Kansas (2008 Insight)
 - 2 Mark Losli vs. Arkansas (2002 Music City)
- #### Opponent
- 3 James Holt, Kansas (2008 Insight)
 - 2 M Smith, Oregon (1999 Sun)
 - 2 Dietrich Moore, Oregon (1999 Sun)

MOST INTERCEPTIONS

Minnesota

- 2 Michael Carter vs. Texas Tech (2012 Meineke)
- 2 Kyle Theret vs. Iowa State (2009 Insight)
- 2 Mike Lehan vs. Arkansas (2002 Music City)

Opponent

- 1 Fourteen tied

TEAM RECORDS

TOTAL OFFENSE

MOST YARDS GAINED

Minnesota

- 502 vs. N.C. State (2000 MicronPC)
 - 458 vs. Texas Tech (2006 Insight)
 - 461 vs. Virginia (2005 Music City)
 - 434 twice
- ##### Opponent
- 548 Texas Tech (2006 Insight)
 - 468 Virginia (2005 Music City)
 - 453 Oregon (2003 Sun)
 - 446 Kansas (2008 Insight)

FEWEST YARDS GAINED

Minnesota

- 253 vs. Washington (1961 Rose)
 - 268 vs. Maryland (1977 Hall of Fame)
- ##### Opponent
- 107 UCLA (1962 Rose)
 - 193 Washington (1961 Rose)

MOST TOUCHDOWNS

Minnesota

- 5 vs. Texas Tech (2006 Insight Bowl)
- 4 vs. Texas Tech (2012 Meineke)
- 4 vs. Virginia (2005 Music City)
- 4 vs. Oregon (2003 Sun)

Opponent

- 6 Kansas (2008 Insight)
- 5 Texas Tech (2006 Insight Bowl)
- 5 N.C. State (2000 MicronPC)

FEWEST TOUCHDOWNS

Minnesota

- 1 vs. Iowa State (2009 Insight)
- 1 vs. Maryland (1977 Hall of Fame)
- 1 vs. Washington (1961 Rose)

Opponent

- 0 UCLA (1962 Rose)

RUSHING

MOST RUSHES

Minnesota

- 72 vs. Alabama (2004 Music City)
 - 58 vs. N.C. State (2000 MicronPC)
- ##### Opponent
- 48 Clemson (1985 Independence)
 - 46 Syracuse (2013 Texas)
 - 45 Missouri (2015 Citrus)

FEWEST RUSHES

Minnesota

- 32 vs. Iowa State (2009 Insight)
- ##### Opponent
- 21 Alabama (2004 Music City)
 - 23 Washington State (2016 Holiday)
 - 24 Texas Tech (2012 Meineke)
 - 24 Texas Tech (2006 Insight)
 - 24 N.C. State (2000 MicronPC)
 - 24 Oregon (2003 Sun)

MOST YARDS GAINED

Minnesota

- 300 vs. N.C. State (2000 MicronPC)
 - 276 vs. Alabama (2004 Music City)
- ##### Opponent
- 337 Missouri (2015 Citrus)
 - 216 Iowa State (2009 Insight)

FEWEST YARDS GAINED

Minnesota

- 80 vs. Kansas (2008 Insight)
 - 96 vs. Oregon (1999 Sun)
- ##### Opponent
- 21 Alabama (2004 Music City)
 - 39 Washington State (2016 Holiday)
 - 55 UCLA (1962 Rose)

PASSING

MOST PASSES ATTEMPTED

Minnesota

- 37 vs. Oregon (1999 Sun)
 - 35 twice
- ##### Opponent
- 55 Texas Tech (2006 Insight)
 - 51 Washington State (2016 Holiday)
 - 48 Oregon (1999 Sun)

FEWEST PASSES ATTEMPTED

Minnesota

- 11 vs. UCLA (1962 Rose)
 - 12 vs. Alabama (2004 Music City)
- ##### Opponent
- 5 Washington (1961 Rose)
 - 7 UCLA (1962 Rose)

MOST PASSES COMPLETED

Minnesota

- 24 vs. Central Michigan (2015 Quick Lane)
- 22 vs. Missouri (2015 Citrus)
- 20 vs. Kansas (2008 Insight)
- 20 vs. Iowa State (2009 Insight)

BOWL GAME RECORDS

Opponent

- 36 Kansas (2008 Insight)
- 36 Texas Tech (2006 Insight)

FEWEST PASSES COMPLETED

Minnesota

- 5 vs. Washington (1961 Rose)
- 5 vs. Alabama (2004 Music City)

Opponent

- 2 Washington (1961 Rose)
- 4 UCLA (1962 Rose)

MOST PASSES INTERCEPTED

Minnesota

- 3 vs. Washington (1961 Rose)

Opponent

- 3 Arkansas (2002 Music City)

MOST YARDS PASSING

Minnesota

- 312 vs. Iowa State (2009 Insight)
- 267 vs. Missouri (2015 Citrus)

Opponent

- 445 Texas Tech (2006 Insight)
- 376 Oregon (2003 Sun)

FEWEST YARDS PASSING

Minnesota

- 51 vs. Washington (1961 Rose)
- 75 vs. UCLA (1962 Rose)
- 75 vs. Alabama (2004 Music City)

Opponent

- 16 Washington (1961 Rose)
- 52 UCLA (1962 Rose)

HIGHEST COMPLETION PERCENTAGE

Minnesota

- .800 vs. Central Michigan (2015 Quick Lane)
- .667 vs. Missouri (2015 Citrus)

Opponent

- .781 Virginia (2005 Music City)
- .778 Kansas (2008 Insight)

LOWEST COMPLETION PERCENTAGE

Minnesota

- .278 vs. Washington (1961 Rose)

Opponent

- 375 Clemson (1985 Independence)
- 450 Arkansas (2002 Music City)

PUNTING

MOST PUNTS

Minnesota

- 9 vs. Maryland (1977 Hall of Fame)
- 7 vs. Washington State (2016 Holiday)
- 7 vs. Oregon (1999 Wells Fargo Sun)

Opponent

- 8 Washington State (2016 Holiday)
- 8 Oregon (1999 Sun)
- 8 Washington (1961 Rose)

FEWEST PUNTS

Minnesota

- 2 vs. Arkansas (2002 Music City)

Opponent

- 1 Texas Tech (2006 Insight)

KICKOFF RETURNS

MOST KICKOFF RETURNS

Minnesota

- 7 vs. Kansas (2008 Insight)

- 5 vs. Texas Tech (2012 Meineke)

- 4 five tied

Opponent

- 8 Arkansas (2002 Music City)
- 7 N.C. State (2000 MicronPC)

FIRST DOWNS

MOST FIRST DOWNS

Minnesota

- 31 vs. N.C. State (2000 MicronPC)
- 25 vs. Texas Tech (2006 Insight)
- 24 vs. Virginia (2005 Music City)

Opponent

- 29 Texas Tech (2006 Insight)
- 26 Kansas (2008 Insight)
- 25 Oregon (2003 Sun)

FEWEST FIRST DOWNS

Minnesota

- 14 vs. Washington (1961 Rose)

Opponent

- 8 UCLA (1962 Rose)

PENALTIES

MOST PENALTIES AGAINST

Minnesota

- 14 vs. N.C. State (2000 MicronPC)

Opponent

- 13 Texas Tech (2012 Meineke)

FEWEST PENALTIES AGAINST

Minnesota

- 1 vs. Central Michigan (2015 Quick Lane)
- 1 vs. Iowa State (2009 Insight)
- 3 vs. Washington (1961 Rose)

Opponent

- 1 UCLA (1962 Rose)

MOST YARDS PENALIZED

Minnesota

- 107 vs. N.C. State (2000 MicronPC)

Opponent

- 135 vs. Texas Tech (2012 Meineke)

FEWEST YARDS PENALIZED

Minnesota

- 5 vs. Central Michigan (2015 Quick Lane)
- 9 vs. Iowa State (2009 Insight)
- 19 vs. Oregon (2003 Sun)

Opponent

- 5 UCLA (1962 Rose)

FUMBLES

MOST FUMBLES LOST

Minnesota

- 3 vs. Missouri (2015 Citrus)

Opponent

- 3 Clemson (1985 Independence)

FEWEST FUMBLES

Minnesota

- 0 five times, last vs. Texas Tech (2012 Meineke)

Opponent

- 0 seven times, last vs. Washington State (2016 Holiday)

CAREER BOWL RECORDS**RUSHING ATTEMPTS**

- 70 Laurence Maroney, 2003-05
- 53 Marion Barber III, 2003-04
- 42 Tellis Redmon, 1999-2000
- 39 David Cobb, 2012-14
- 34 Amir Pinnix, 2006

RUSHING YARDS

- 345 Laurence Maroney, 2003-05
- 246 Tellis Redmon, 1999-2000
- 224 Marion Barber III, 2003-04
- 179 Amir Pinnix, 2006
- 172 David Cobb, 2012-14
- 148 Rodney Smith, 2015-16
- 140 Thomas Tapeh, 2002-03

RUSHING TOUCHDOWNS

- 4 Thomas Tapeh, 2002-03
- 2 Tellis Redmon, 1999-2000
- 2 Sandy Stephens, 1961-62
- 2 Jon Hoesel, 2008

PASS ATTEMPTS

- 103 Mitch Leidner, 2013-16
- 71 Bryan Cupito, 2004-06
- 66 Adam Weber, 2008-09
- 54 Asad Abdul-Khaliq, 2002-03

PASS COMPLETIONS

- 67 Mitch Leidner, 2013-16
- 42 Bryan Cupito, 2004-06
- 37 Adam Weber, 2008-09
- 29 Asad Abdul-Khaliq, 2002-03

PASSING YARDS

- 815 Mitch Leidner, 2013-16
- 601 Bryan Cupito, 2004-06
- 437 Adam Weber, 2008-09
- 394 Asad Abdul-Khaliq, 2002-03

PASSING TOUCHDOWNS

- 7 Bryan Cupito, 2004-06
- 5 Mitch Leidner, 2013-16
- 3 Billy Cockerham, 1999

RECEPTIONS

- 12 Drew Wolitarsky, 2013-16
- 12 Maxx Williams, 2013-14
- 11 KJ Maye, 2012-15
- 11 Ernie Wheelwright, 2004-06
- 11 Jack Simmons, 2006-08
- 10 Eric Decker, 2006-08
- 9 Da'Jon McKnight, 2008-09
- 9 Tony Patterson, 2000-03
- 9 Ron Johnson, 1999-2000

RECEIVING YARDS

- 219 Drew Wolitarsky, 2013-16
- 190 Eric Decker, 2006-08
- 174 Maxx Williams, 2013-14
- 165 Jack Simmons, 2006-08
- 165 Ernie Wheelwright, 2004-06
- 157 Aaron Hosack, 2002-03
- 142 KJ Maye, 2012-15
- 140 Da'Jon McKnight, 2008-09

RECEIVING TOUCHDOWNS

- 2 Maxx Williams, 2013-14
- 2 Ernie Wheelwright, 2004-06
- 2 Jared Ellerson, 2004-05
- 2 Ron Johnson, 1999-2000

INTERCEPTIONS

- 2 Brian Boddy-Calhoun, 2012
- 2 Michael Carter, 2012
- 2 Kyle Theret, 2008
- 2 Michael Lehan, 2000-02
- 2 Justin Isom, 2002-03

TACKLES

- 27 Cedric Thompson, 2012-14
- 22 Bruce Holmes, 1985-86
- 21 Antonio Johnson, 2012-14
- 20 Terrance Campbell, 2002-04
- 19 Eli Ward, 2000-03
- 18 Tyrone Carter, 1999
- 17 John Shevlin, 2004-06
- 16 Damien Wilson, 2013-14
- 15 Kim Royston, 2009

FIELD GOALS

- 8 Dan Nystrom, 1999-2003
- 3 Ryan Santoso, 2014-15
- 3 Joel Monroe, 2005-08

EXTRA POINTS

- 12 Joel Monroe, 2005-08
- 8 Dan Nystrom, 1999-2003

COACHING STAFFS

2017 • P.J. FLECK

Kirk Ciarrocca..... Offensive Coord./Quarterbacks
 Robb Smith..... Defensive Coord./Linebackers
 Kenni Burns..... Running Backs
 Brian Callahan..... Tight Ends
 Maurice Linguist..... Defensive Backs
 Bruce Paup..... Defensive Line
 Matt Simon..... Wide Receivers
 Ed Warinner..... Offensive Line/Run Game Coord.
 Rob Wenger..... Special Teams Coordinator
 Dan Nichol..... Head Strength and Conditioning
 Gerrit Chernoff..... General Manager
 Peter Weiden..... Director of Operations

2016 • TRACY CLAEYS

Jay Sawvel..... Defensive Coordinator
 Jay Johnson..... Offensive Coord./Quarterbacks
 Brian Anderson..... Wide Receivers
 Jeff Phelps..... Defensive Line
 Bart Miller..... Offensive Line
 Dan O'Brien..... Asst. DB's /Co-Special Teams Cord.
 Pat Poore..... Running Backs
 Rob Reeves..... Tight Ends/H-Backs
 Mike Shereles..... Linebackers
 Eric Klein..... Head Strength and Conditioning
 Adam Clark..... Assistant AD for Football

2015 • JERRY KILL (FIRST 7 GAMES) /TRACY CLAEYS (FINAL 6 GAMES)

Tracy Claeys..... Defensive Coordinator/Assoc. Head Coach
 Matt Limegrover..... Offensive Coord./Off. Line/Asst. HC
 Brian Anderson..... Wide Receivers
 Jeff Phelps..... Defensive Line
 Pat Poore..... Running Backs
 Rob Reeves..... Tight Ends/H-Backs
 Jay Sawvel..... Defensive Backs/Special Teams
 Mike Shereles..... Linebackers
 Jim Zebrowski..... Quarterbacks/Passing Game Coordinator
 Eric Klein..... Head Strength and Conditioning
 Adam Clark..... Assistant AD for Football

2014 • JERRY KILL

Tracy Claeys..... Defensive Coordinator/Assoc. Head Coach
 Matt Limegrover..... Offensive Coord./Off. Line/Asst. HC
 Brian Anderson..... Wide Receivers
 Jeff Phelps..... Defensive Line
 Pat Poore..... Running Backs
 Rob Reeves..... Tight Ends/H-Backs
 Jay Sawvel..... Defensive Backs/Special Teams
 Mike Shereles..... Linebackers
 Jim Zebrowski..... Quarterbacks/Passing Game Coordinator
 Eric Klein..... Head Strength and Conditioning
 Adam Clark..... Assistant AD for Football

2013 • JERRY KILL

Tracy Claeys..... Defensive Coordinator
 Matt Limegrover..... Offensive Coordinator/Offensive Line
 Bill Miller..... Linebackers/Asst. Head Coach
 Brian Anderson..... Running Backs
 Jeff Phelps..... Defensive Line
 Pat Poore..... Wide Receivers
 Jay Sawvel..... Defensive Backs/Special Teams
 Rob Reeves..... Tight Ends/H-Backs
 Jim Zebrowski..... Quarterbacks
 Eric Klein..... Head Strength and Conditioning
 Dan O'Brien..... Associate AD for Football

2012 • JERRY KILL

Tracy Claeys..... Defensive Coordinator
 Matt Limegrover..... Offensive Coordinator/Offensive Line
 Bill Miller..... Linebackers/Asst. Head Coach
 Brian Anderson..... Running Backs
 Jeff Phelps..... Defensive Line
 Pat Poore..... Wide Receivers
 Jay Sawvel..... Defensive Backs/Special Teams
 Rob Reeves..... Tight Ends/H-Backs
 Jim Zebrowski..... Quarterbacks
 Eric Klein..... Head Strength and Conditioning
 Dan O'Brien..... Director of Football Operations

2011 • JERRY KILL

Tracy Claeys..... Defensive Coordinator
 Matt Limegrover..... Offensive Coordinator/Offensive Line
 Bill Miller..... Linebackers/Asst. Head Coach
 Brian Anderson..... Running Backs
 Jeff Phelps..... Defensive Line
 Pat Poore..... Wide Receivers
 Jay Sawvel..... Defensive Backs/Special Teams
 Rob Reeves..... Tight Ends/H-Backs
 Jim Zebrowski..... Quarterbacks
 Eric Klein..... Head Strength and Conditioning
 Dan O'Brien..... Director of Football Operations

2010 • TIM BREWSTER/JEFF HORTON (INTERIM)

Jeff Horton..... Co-Offensive Coordinator
 Kevin Cosgrove..... Co-Defensive Coordinator
 John Butler..... Linebackers/Special Teams
 Tim Cross..... Assoc. Head Coach/Defensive Line
 Thomas Hammock..... Co-Offensive Coord./Running Backs
 Ronnie Lee..... Co-Defensive Coord./Defensive Backs
 Steve Watson..... Wide Receivers
 Tim Davis..... Run Game Coord./Offensive Line
 Derek Lewis..... Tight Ends
 Mark Hill..... Head Strength and Conditioning
 Will Peoples..... Asst. Strength and Conditioning
 Dan O'Brien..... Director of Football Operations

2009 • TIM BREWSTER

Jedd Fisch..... Offensive Coordinator
 Kevin Cosgrove..... Co-Defensive Coordinator
 John Butler..... Linebackers/Special Teams
 Tim Cross..... Assoc. Head Coach/Defensive Line
 Thomas Hammock..... Running Backs
 Ronnie Lee..... Co-Defensive Coord./Defensive Backs
 Richard Hightower..... Wide Receivers
 Tim Davis..... Run Game Coord./Offensive Line
 Derek Lewis..... Tight Ends
 Mark Hill..... Head Strength and Conditioning
 Will Peoples..... Asst. Strength and Conditioning
 Dan O'Brien..... Director of Football Operations

2008 • TIM BREWSTER

Mike Dunbar..... Asst. Head Coach/Offensive Coord.
 Ted Roof..... Defensive Coordinator
 John Butler..... Linebackers/Special Teams
 Tim Cross..... Defensive Line
 Thomas Hammock..... Running Backs
 Ronnie Lee..... Defensive Backs
 George McDonald..... Wide Receivers
 Phil Meyer..... Offensive Line
 Derek Lewis..... Tight Ends
 Mark Hill..... Head Strength and Conditioning
 Will Peoples..... Asst. Strength and Conditioning
 Dan O'Brien..... Director of Football Operations

2007 • TIM BREWSTER

Mike Dunbar..... Asst. Head Coach/Offensive Coord.
 Everett Withers..... Defensive Coordinator
 John Butler..... Linebackers/Special Teams
 Tim Cross..... Defensive Line
 Thomas Hammock..... Running Backs
 Ronnie Lee..... Defensive Backs
 George McDonald..... Wide Receivers
 Phil Meyer..... Offensive Line
 Derek Lewis..... Tight Ends
 Mark Hill..... Head Strength and Conditioning
 Will Peoples..... Asst. Strength and Conditioning
 Randy Taylor..... Director of Football Operations

2006 • GLEN MASON

Mitch Browning..... Asst. Head Coach/Offensive Coordinator
 David Lockwood..... Defensive Coord./Outside Linebackers
 Vic Adame..... Running Backs
 Carey Bailey..... Defensive Line
 Craig Bray..... Defensive Secondary
 Mark Criner..... Linebackers
 Tony Peterson..... Passing Game/Quarterbacks
 Gordon Shaw..... Guards and Centers
 Tom Sims..... Defensive Line

Luke Tressel..... Wide Receivers
 Tim Allen..... AD for Football Operations
 Dwayne Chandler..... Head Strength and Conditioning

2005 • GLEN MASON

Moë Ankey..... Assistant Head Coach/Defensive Ends
 Mitch Browning..... Offensive Coord./Tight Ends & Tackles
 David Lockwood..... Defensive Coordinator/Inside Linebackers
 Vic Adame..... Running Backs
 Carey Bailey..... Defensive Line
 Kerry Cooks..... Defensive Secondary
 Tony Peterson..... Passing Game/Quarterbacks
 Gordon Shaw..... Guards and Centers
 Tom Sims..... Defensive Line
 Luke Tressel..... Wide Receivers
 Tim Allen..... AD for Football Operations
 Dwayne Chandler..... Strength and Conditioning

2004 • GLEN MASON

Moë Ankey..... Assistant Head Coach/Defensive Ends
 Mitch Browning..... Co-Offensive Coord./Tight Ends & Tackles
 Tony Peterson..... Co-Offensive Coord./Quarterbacks
 Greg Hudson..... Defensive Coordinator/Linebackers
 Vic Adame..... Running Backs
 David Lockwood..... Secondary/Recruiting
 Gordon Shaw..... Guards and Centers
 Tom Sims..... Defensive Line
 Richard Wilson..... Wide Receivers
 Tim Allen..... AD for Football Operations
 Dwayne Chandler..... Strength and Conditioning

2003 • GLEN MASON

Moë Ankey..... Assistant Head Coach/Defensive Ends
 Mitch Browning..... Co-Offensive Coord./Tight Ends & Tackles
 Tony Peterson..... Co-Offensive Coord./Quarterbacks
 Greg Hudson..... Defensive Coordinator/Linebackers
 Vic Adame..... Running Backs
 David Lockwood..... Secondary/Recruiting
 Gordon Shaw..... Guards and Centers
 Tom Sims..... Defensive Line
 Richard Wilson..... Wide Receivers
 Tim Allen..... AD for Football Operations
 Dwayne Chandler..... Strength and Conditioning

2002 • GLEN MASON

Moë Ankey..... Defensive Coordinator/Defensive Ends
 Mitch Browning..... Co-Offensive Coord./Tight Ends & Tackles
 Tony Peterson..... Co-Offensive Coordinator/Quarterbacks
 Vic Adame..... Running Backs
 Greg Hudson..... Linebackers/Recruiting
 David Lockwood..... Secondary
 Gordon Shaw..... Guards and Centers
 Tom Sims..... Defensive Line
 Richard Wilson..... Wide Receivers
 Tim Allen..... AD for Football Operations
 Chris Dawson..... Strength and Conditioning

2001 • GLEN MASON

Moë Ankey..... Defensive Coordinator/Secondary
 Mitch Browning..... Co-Offensive Coord./Tight Ends & Tackles
 Tony Peterson..... Co-Offensive Coordinator/Quarterbacks
 Vic Adame..... Running Backs
 Greg Hudson..... Linebackers/Recruiting
 Gordon Shaw..... Guards and Centers
 Tom Sims..... Defensive Line
 David Turner..... Defensive Ends
 Richard Wilson..... Wide Receivers
 Tim Allen..... AD for Football Operations
 Chris Dawson..... Strength and Conditioning

2000 • GLEN MASON

David Gibbs..... Defensive Coordinator/Secondary
 Mitch Browning..... Co-Offensive Coord./Tight Ends & Tackles
 Tony Peterson..... Co-Offensive Coordinator/Quarterbacks
 Vic Adame..... Running Backs
 Jaker Phillips..... Wide Receivers
 Gordon Shaw..... Defensive Line
 Jared Smith..... Guards & Centers
 Mark Snyder..... Defensive Ends
 Steve Stripling..... Linebackers

COACHING STAFFS

Tim Allen.....AD for Football Operations
Chris Hartman.....Strength and Conditioning

1999 • GLEN MASON

David Gibbs.....Defensive Coordinator/Secondary
Steve Loney.....Offensive Coordinator/Off. Line
Vic Adamle.....Running Backs
Mitch Browning.....Tight Ends & Tackles
Tony Petersen.....Quarterbacks
Joker Phillips.....Wide Receivers
Gordon Shaw.....Defensive Line
Mark Snyder.....Defensive Ends
Steve Stripling.....Linebackers
Tim Allen.....AD for Football Operations
Chris Hartman.....Strength and Conditioning

1998 • GLEN MASON

David Gibbs.....Defensive Coordinator/Secondary
Steve Loney.....Offensive Coordinator/Off. Line
Vic Adamle.....Wide Receivers
Steve Axman.....Quarterbacks
Mitch Browning.....Tight Ends
Reggie Mitchell.....Running Backs
Gordon Shaw.....Defensive Line
Mark Snyder.....Defensive Ends
Steve Stripling.....Linebackers
Tim Allen.....AD for Football Operations
Chris Hartman.....Strength and Conditioning

1997 • GLEN MASON

Elliott Uzelac.....Offensive Coordinator/Off. Line
David Gibbs.....Defensive Coordinator/Secondary
Vic Adamle.....Wide Receivers
Mitch Browning.....Tight Ends
Reggie Mitchell.....Running Backs
Gordon Shaw.....Defensive Line
Mark Snyder.....Defensive Ends
Steve Stripling.....Linebackers
Kevin Sumlin.....Quarterbacks
Tim Allen.....AD for Football Operations
Chris Hartman.....Strength and Conditioning

1996 • JIM WACKER

Bob DeBesse.....Offensive Coordinator
Tim Rose.....Defensive Coordinator
Lee Fobbs.....Outside Linebackers
Jerry Rosburg.....Defensive Backs
Gordon Shaw.....Offensive Line
Kevin Sumlin.....Wide Receivers
Mark Tommerdahl.....Special Teams/TEs
Don Yanowsky.....Defensive Line
Jim Zorn.....Quarterbacks
Chris Hartman.....Strength and Conditioning

1995 • JIM WACKER

Bob DeBesse.....Offensive Coordinator
Marc Dove.....Defensive Coordinator
Scott Brown.....Linebackers
Chip Garber.....Defensive Backs
Gordon Shaw.....Offensive Line
Kevin Sumlin.....Wide Receivers
Mark Tommerdahl.....Special Teams/TEs
Buddy Wyatt.....Defensive Line
Jim Zorn.....Quarterbacks
Kevin Yoxall.....Strength and Conditioning

1994 • JIM WACKER

Bob DeBesse.....Offensive Coordinator
Marc Dove.....Defensive Coordinator
Scott Brown.....Defensive Line
Chip Garber.....Defensive Backs
Noel Mazzone.....Quarterbacks
Joe Pannunzio.....Tight Ends
Gordon Shaw.....Offensive Line
Kevin Sumlin.....Wide Receivers
Buddy Wyatt.....Defensive Ends
Kevin Yoxall.....Strength and Conditioning

1993 • JIM WACKER

Bob DeBesse.....Offensive Coordinator

Marc Dove.....Defensive Coordinator
Scott Brown.....Defensive Line
Chip Garber.....Defensive Backs
Noel Mazzone.....Quarterbacks
Joe Pannunzio.....Tight Ends
Gordon Shaw.....Offensive Line
Kevin Sumlin.....Wide Receivers
Buddy Wyatt.....Defensive Ends
Kevin Yoxall.....Strength and Conditioning

1992 • JIM WACKER

Bob DeBesse.....Offensive Coordinator
Marc Dove.....Defensive Coordinator
Scott Brown.....Defensive Line
Chris Foerster.....Offensive Line
Chip Garber.....Defensive Backs
Noel Mazzone.....Quarterbacks
Joe Pannunzio.....Tight Ends
Charlie Williams.....Wide Receivers
Buddy Wyatt.....Defensive Ends
Bob Rohde.....Strength and Conditioning

1991 • JOHN GUTEKUNST

Tom Gadd.....Defensive Coordinator
Jim Hueber.....Offensive Coordinator
Booker Brooks.....Wide Receivers
Chris Cosh.....Defensive Line
Robert Matheson.....Defensive Line
Vince Okruch.....Outside Linebackers
Mike Pendino.....Offensive Line
Ed Pinkham.....Defensive Backs
George Wemeier.....Quarterbacks
Bob Rohde.....Strength and Conditioning
Bob Schnelker.....Volunteer Coach
Butch Nash.....Volunteer Coach

1990 • JOHN GUTEKUNST

Tom Gadd.....Defensive Coordinator
Jim Hueber.....Offensive Coordinator
Booker Brooks.....Wide Receivers
Bishop Harris.....Running Backs
Robert Matheson.....Defensive Line
Vince Okruch.....Outside Linebackers
Mike Pendino.....Offensive Line
Ed Pinkham.....Defensive Backs
George Wemeier.....Quarterbacks
Bob Rohde.....Strength and Conditioning
Butch Nash.....Volunteer Coach

1989 • JOHN GUTEKUNST

Dick Biddle.....Defensive Coordinator/LBs
Jim Hueber.....Offensive Coordinator
Booker Brooks.....Wide Receivers
Bishop Harris.....Running Backs
Robert Matheson.....Defensive Line
Vince Okruch.....Defensive Ends
Ed Pinkham.....Defensive Backs
Mal Scanlan.....Quarterbacks
George Wemeier.....Special Teams/TEs
Bob Rohde.....Strength and Conditioning
Butch Nash.....Volunteer Coach

1988 • JOHN GUTEKUNST

Larry Beckish.....Offensive Coordinator
Dick Biddle.....Defensive Coordinator/LBs
Booker Brooks.....Wide Receivers
Bishop Harris.....Running Backs
Jim Hueber.....Offensive Line
Robert Matheson.....Defensive Line
Billy Miller.....Defensive Backs
Vince Okruch.....Defensive Ends
George Wemeier.....Special Teams/TEs
Bob Rohde.....Strength and Conditioning
Butch Nash.....Volunteer Coach

1987 • JOHN GUTEKUNST

Larry Beckish.....Offensive Coordinator
Dick Biddle.....Defensive Coordinator/LBs
Booker Brooks.....Wide Receivers
Bishop Harris.....Outside Linebackers

Jim Hueber.....Offensive Line
Billy Miller.....Defensive Backs
Vince Okruch.....Running Backs
John Palermo.....Defensive Line
George Wemeier.....Tight Ends/Special Teams
Bob Rohde.....Strength and Conditioning
Butch Nash.....Volunteer Coach

1986 • JOHN GUTEKUNST

Larry Beckish.....Offensive Coordinator
Dick Biddle.....Defensive Coordinator/LBs
Booker Brooks.....Wide Receivers
Bishop Harris.....Outside Linebackers
Jim Hueber.....Offensive Line
Billy Miller.....Defensive Backs
John Palermo.....Defensive Line
Jim Strong.....Running Backs
George Wemeier.....Tight Ends/Special Teams
Vince Okruch.....Administrative Assistant/Recruiting Coord.
Bob Rohde.....Strength and Conditioning
Butch Nash.....Volunteer Coach

1985 • LOU HOLTZ

Larry Beckish.....Offensive Coordinator
John Gutekunst.....Defensive Coordinator
Dick Biddle.....Inside Linebackers
Pete Cordelli.....Wide Receivers
Jim Hueber.....Offensive Line
John Palermo.....Defensive Line
George Stewart.....Offensive Line
Jim Strong.....Running Backs
George Wemeier.....Outside Linebackers
Bob Rohde.....Strength and Conditioning
Butch Nash.....Volunteer Coach
Vinny Cerrato.....Graduate Assistant
Ron Cooper.....Graduate Assistant
Jeff Horton.....Graduate Assistant

1984 • LOU HOLTZ

Larry Beckish.....Offensive Coordinator
John Gutekunst.....Defensive Coordinator
Pete Cordelli.....Wide Receivers
Phil Elmastian.....Defensive Backs
Jim Hueber.....Offensive Line
John Palermo.....Defensive Line
George Stewart.....Offensive Line
Jim Strong.....Running Backs
George Wemeier.....Linebackers
Butch Nash.....Junior Varsity Coach
Bob Rohde.....Strength and Conditioning
Vinny Cerrato.....Graduate Assistant
Greg McMahon.....Graduate Assistant

1983 • JOE SALEM

Chuck Dickerson.....Def. Coordinator/LBs
Clarence Hudson.....Off. Coor./QBs/WRs
Lawrence Cooley.....Offensive Line
Dennis Dixon.....Offensive Line
Gerald O'Dell.....Linebackers
Bob Rankin.....Tight Ends
Jim Sherman.....Defensive Line
Roger Thomas.....Running Backs
Louis West.....Defensive Backs
Bob Rohde.....Strength and Conditioning
Fred Konrath.....Administrative Assistant

1982 • JOE SALEM

Bruce Vandersall.....Defensive Coordinator
Charles Baggett.....Wide Receivers
Bill Happel.....Defensive Backs
Mike Martz.....Running Backs
Pat Morris.....Offensive Line
Paul Olson.....Defensive Ends
Bob Rankin.....Tight Ends/Quarterbacks
Mike Wynn.....Defensive Line
Bob Rohde.....Strength and Conditioning
Fred Konrath.....Administrative Assistant

1981 • JOE SALEM

Bruce Vandersall.....Defensive Coordinator

COACHING STAFFS

Charles Baggett..... Wide Receivers
 Don Baker..... Running Backs
 Bill Happel..... Defensive Backs
 Pat Morris..... Offensive Line
 Paul Olson..... Defensive Ends
 Bob Rankin..... Tight Ends/Quarterbacks
 Mike Wynn..... Defensive Line
 Bob Rohde..... Strength and Conditioning
 Fred Konrath..... Administrative Assistant
 Steve Cunningham..... Part-time Assistant
 Joe Horn..... Part-time Assistant

1980 • JOE SALEM

Bruce Vandersall..... Defensive Coordinator
 Don Baker..... Running Backs
 Jim Clements..... Offensive Line
 Bill Happel..... Administrative Assistant
 Cal Jones..... Defensive Line
 Pat Morris..... Offensive Line
 Butch Nash..... Defensive Ends
 Bob Rankin..... Wide Receivers
 Dan Runkle..... Defensive Backs
 Bob Rohde..... Strength and Conditioning
 Dwight Duncombe..... Part-time Assistant
 Tony Dungy..... Part-time Assistant
 Dan Powers..... Part-time Assistant

1979 • JOE SALEM

Mike Shanahan..... Offensive Coordinator
 Bruce Vandersall..... Defensive Coordinator
 Jim Clements..... Offensive Line
 Cal Jones..... Defensive Line
 Pat Lavin..... Assistant Coach
 Pat Morris..... Offensive Line
 Butch Nash..... Defensive Ends
 Dan Runkle..... Defensive Backs
 Bob Rohde..... Strength and Conditioning
 Jerome Fishbain..... Administrative Assistant
 Tim Burke..... Graduate Assistant
 Dwight Duncombe..... Graduate Assistant
 Dan Powers..... Graduate Assistant

1978 • CAL STOLL

John Coatta..... Offensive Coordinator
 Dick Moseley..... Defensive Coordinator
 Roger French..... Assistant Coach
 Cal Jones..... Defensive Line
 Tim McGovern..... Tight Ends/Part-time
 Pat Morris..... Offensive Line Coach
 Butch Nash..... Ends Coach
 Paul Olson..... Assistant Offensive Coach/WRs
 Bruce Vandersall..... Linebackers
 Ray Zingler..... Assistant Coach

1977 • CAL STOLL

John Coatta..... Assistant Coach
 Roger French..... Assistant Coach
 Cal Jones..... Defensive Line Coach
 Tim McGovern..... Running Backs/Part-time
 Dick Moseley..... Assistant Coach
 Butch Nash..... Ends Coach
 Paul Olson..... Ass't O-Line Coach/Tight Ends
 Adrian Smith..... Part-time Assistant
 Charlie Wade..... Wide Receivers
 Bruce Vandersall..... Linebackers
 Bob Freeburg..... Graduate Assistant
 Art Meadowcroft..... Graduate Assistant

1976 • CAL STOLL

Tom Moore..... Offensive Coordinator/QBs
 Dick Moseley..... Defensive Coordinator
 Charles Elmquist..... Assistant Coach
 Roger French..... Assistant Coach
 Tim McGovern..... Running Backs/Part-time
 Butch Nash..... Ends Coach
 Paul Olson..... Assistant Offensive Line/TEs
 Norm Parker..... Interior Defensive Line
 Bruce Vandersall..... Linebacker Coach
 Charlie Wade..... Wide Receivers

1975 • CAL STOLL

Tom Moore..... Offensive Coordinator/QBs
 Dick Moseley..... Defensive Coordinator
 Maurice (Mo) Forte..... Running Backs
 Roger French..... Assistant Coach
 Butch Nash..... Ends Coach
 Norm Parker..... Interior Defensive Line
 Bruce Vandersall..... Linebackers Coach
 Charlie Wade..... Wide Receivers

1974 • CAL STOLL

Dick Moseley..... Defensive Coordinator
 Ron Stark..... Offensive Coordinator
 Maurice (Mo) Forte..... Running Backs
 Roger French..... Assistant Coach
 Butch Nash..... Ends Coach
 Norm Parker..... Interior Defensive Line
 Bruce Vandersall..... Linebackers Coach
 Charlie Wade..... Wide Receivers

1973 • CAL STOLL

Dick Moseley..... Defensive Coordinator
 Ron Stark..... Offensive Coordinator/Off. Line
 Maurice (Mo) Forte..... Assistant Coach
 Roger French..... Assistant Coach
 Tom Moore..... Running Backs/Off. Backfield
 Butch Nash..... Ends Coach
 Norm Parker..... Interior Defensive Line
 Bruce Vandersall..... Linebackers Coach

1972 • CAL STOLL

Dick Moseley..... Defensive Coordinator
 Ron Stark..... Offensive Coordinator/Off. Line
 Maurice (Mo) Forte..... Assistant Coach
 Roger French..... Offensive Tackles & Ends
 Tom Moore..... Running Backs/Off. Backfield
 Butch Nash..... Ends Coach
 Norm Parker..... Interior Defensive Linemen
 Bob (Woody) Widenhofer..... Linebackers

1971 • MURRAY WARMATH

Denver Crawford..... Line Coach
 Maurice (Mo) Forte..... Assistant Coach
 Roger French..... Assistant Coach
 Bob Gongola..... Defensive Backfield Coach
 Don Grammer..... Assistant Coach
 Charles (Chip) Litten..... Assistant Coach
 Butch Nash..... Ends Coach
 Lauri Niskanen..... Assistant Coach

1970 • MURRAY WARMATH

Jerry Annis..... Int. Def. Line/LBs Coach
 Denver Crawford..... Line Coach
 Maurice (Mo) Forte..... Assistant Coach
 Roger French..... Assistant Coach
 Bob Gongola..... Defensive Backfield Coach
 Don Grammer..... Assistant Coach
 Butch Nash..... Ends Coach
 Mike Reid..... Assistant Coach

1969 • MURRAY WARMATH

Jerry Annis..... Int. Def. Line/LBs Coach
 Denver Crawford..... Line Coach
 Bob Gongola..... Defensive Backfield Coach
 Don Grammer..... Assistant Coach
 Wally Johnson..... Ass't Coach/Freshmen
 Mike McGee..... Assistant Coach
 Butch Nash..... Ends Coach
 Mike Reid..... Assistant Coach

1968 • MURRAY WARMATH

Jerry Annis..... Int. Def. Line/LBs Coach
 Denver Crawford..... Line Coach
 Bob Gongola..... Defensive Backfield Coach
 Don Grammer..... Assistant Coach
 Wally Johnson..... Ass't Coach/Freshmen
 Mike McGee..... Assistant Coach
 Butch Nash..... Ends Coach
 Mike Reid..... Assistant Coach

1967 • MURRAY WARMATH

Jerry Annis..... Int. Def. Line/LBs Coach
 Denver Crawford..... Line Coach
 Bob Gongola..... Defensive Backfield Coach
 Don Grammer..... Assistant Coach
 Wally Johnson..... Ass't Coach/Freshmen
 Mike McGee..... Assistant Coach
 Butch Nash..... Ends Coach
 Mike Reid..... Assistant Coach

1966 • MURRAY WARMATH

Jerry Annis..... Int. Def. Line/LBs Coach
 Bob Bossons..... Offensive Line
 Denver Crawford..... Line Coach
 Bob Gongola..... Defensive Backfield Coach
 Don Grammer..... Assistant Coach
 Wally Johnson..... Ass't Coach/Freshmen
 Mike Reid..... Assistant Coach

1965 • MURRAY WARMATH

Jerry Annis..... Assistant Coach (Centers)
 Bob Bossons..... Assistant-Offensive Line
 Denver Crawford..... Line Coach
 Bob Delaney..... Assistant Coach
 Donald Grammer..... Offensive Line Coach
 Wally Johnson..... Ass't Coach/Freshmen
 Butch Nash..... Ends Coach
 Joe Salem..... Offensive Backfield

1964 • MURRAY WARMATH

Jerry Annis..... Assistant Coach (Centers)
 Bob Bossons..... Defensive Coach
 Denver Crawford..... Line Coach
 Don Grammer..... Offensive Line Coach
 Wally Johnson..... Ass't Coach/Freshmen
 Dick Larson..... Backfield Coach
 Butch Nash..... Ends Coach
 Joe Salem..... Assistant Coach

1963 • MURRAY WARMATH

Jerry Annis..... Assistant Coach (Centers)
 Bob Bossons..... Defensive Coach
 Denver Crawford..... Line Coach
 Don Grammer..... Offensive Line Coach
 Wally Johnson..... Ass't Coach/Freshmen
 Dick Larson..... Backfield Coach
 Butch Nash..... Ends Coach
 Joe Salem..... Defensive Coach

1962 • MURRAY WARMATH

Jerry Annis..... Assistant Coach (Centers)
 Bob Bossons..... Defensive Coach
 Denver Crawford..... Line Coach
 Don Grammer..... Offensive Line Coach
 Wally Johnson..... Ass't Coach/Freshmen
 Dick Larson..... Backfield Coach
 Butch Nash..... Ends Coach
 Joe Salem..... Assistant Backfield Coach

1961 • MURRAY WARMATH

Jerry Annis..... Assistant Coach (Centers)
 Bob Bossons..... Defensive Coach
 Denver Crawford..... Line Coach
 Don Grammer..... Offensive Line Coach
 Wally Johnson..... Ass't Coach/Freshmen
 Dick Larson..... Backfield Coach
 Butch Nash..... Ends Coach
 Joe Salem..... Assistant Backfield Coach

1960 • MURRAY WARMATH

Dick Bortstad..... Assistant Coach
 Bob Bossons..... Defensive Coach
 Jim Camp..... Assistant Coach
 Denver Crawford..... Line Coach
 Wally Johnson..... Ass't Coach/Freshmen
 Dick Larson..... Backfield Coach
 Butch Nash..... Ends Coach

COACHING STAFFS

1959 • MURRAY WARMATH

Bob Bossons..... Assistant Line Coach
 Jim Camp..... Head Backfield Coach
 Carleton Carlson..... Assistant Freshmen Coach
 Denver Crawford..... Head Line Coach
 Bob Haake..... Assistant Freshmen Coach
 Wally Johnson..... Ass't Coach/Freshmen
 Dick Larson..... Assistant Backfield Coach
 Monte Miller..... Assistant Freshmen Coach
 Butch Nash..... Ends Coach
 Dave Skrein..... Assistant Backfield Coach
 Rhody Tuszka..... Assistant Freshmen Coach

1958 • MURRAY WARMATH

Bob Bossons..... Assistant Line Coach
 Jim Camp..... Head Backfield Coach
 Carleton Carlson..... Assistant Freshmen Coach
 Denver Crawford..... Head Line Coach
 Bob Haake..... Assistant Freshmen Coach
 Wally Johnson..... Ass't Coach/Freshmen
 Dick Larson..... Assistant Backfield Coach
 Monte Miller..... Assistant Freshmen Coach
 Butch Nash..... Ends Coach
 Dave Skrein..... Assistant Backfield Coach
 Rhody Tuszka..... Assistant Freshmen Coach

1957 • MURRAY WARMATH

Jim Camp..... Head Backfield Coach
 Denver Crawford..... Head Line Coach
 Wally Johnson..... Ass't Coach/Freshmen
 Ray Malavasi..... Assistant Coach
 Bill Murphy..... Assistant Coach
 Butch Nash..... Ends Coach
 Dave Skrein..... Assistant Backfield Coach

1956 • MURRAY WARMATH

Bob Blaik..... Assistant Coach
 Jim Camp..... Assistant Coach
 Denver Crawford..... Assistant Coach
 Wally Johnson..... Assistant Coach
 Ray Malavasi..... Assistant Coach
 Bill Murphy..... Assistant Coach
 Butch Nash..... Assistant Coach

1955 • MURRAY WARMATH

Jim Camp..... Assistant Coach
 Denver Crawford..... Line Coach
 Bill Hilderbrand..... Assistant Coach
 Wally Johnson..... Ass't Coach/Freshmen
 Bill Murphy..... Backfield Coach
 Butch Nash..... Assistant Coach

1954 • MURRAY WARMATH

Denver Crawford..... Line Coach
 Bill Hilderbrand..... Assistant Coach
 Wally Johnson..... Ass't Coach/Freshmen
 Bill Murphy..... Backfield Coach
 Butch Nash..... Assistant Coach

1953 • WES FESLER

Loyal Clark..... Line Coach
 Dick Fisher..... Backfield Coach
 Wally Johnson..... Head JV Coach
 John Kulbitski..... Freshmen Coach
 John McNally..... Assistant JV Coach
 Butch Nash..... Assistant Coach
 George "Bud" Svendsen..... Assistant Coach

1952 • WES FESLER

Loyal Clark..... Line Coach
 Dick Fisher..... Backfield Coach
 Wally Johnson..... Head JV Coach
 John Kulbitski..... Freshmen Coach
 John Mariucci..... Assistant Coach
 Butch Nash..... Assistant Coach
 George "Bud" Svendsen..... Assistant Coach

1951 • WES FESLER

Loyal Clark..... Line Coach
 Dick Fisher..... Backfield Coach

Butch Nash..... Assistant Coach
 George "Bud" Svendsen..... Assistant Coach

1950 • BERNIE BIERMAN

Bert Baston..... Ends Coach
 Sheldon Beise..... "B" Team Coach
 Dr. George Hauser..... Line Coach
 Butch Nash..... Freshmen Coach
 John Roning..... Backfield Coach
 George "Bud" Svendsen..... Assistant Coach

1949 • BERNIE BIERMAN

Bert Baston..... Ends Coach
 Sheldon Beise..... Assistant Coach
 Dr. George Hauser..... Line Coach
 Butch Nash..... Freshmen Coach
 John Roning..... Backfield Coach
 George Svendsen..... Assistant Coach

1948 • BERNIE BIERMAN

Bert Baston..... End Coach
 Sheldon Beise..... Assistant Coach
 Dr. George Hauser..... Line Coach
 Butch Nash..... Freshmen Coach
 John Roning..... Backfield Coach
 George Svendsen..... Line Coach

1947 • BERNIE BIERMAN

Bert Baston..... End Coach
 Dr. George Hauser..... Line Coach
 Butch Nash..... "B" Team Coach
 John Roning..... Freshmen Coach/Assistant End Coach
 George Svendsen..... Assistant Line Coach
 Dallas Ward..... Backfield Coach

1946 • BERNIE BIERMAN

Bert Baston..... End Coach
 Dr. George Hauser..... Line Coach
 John Roning..... "B" Squad Coach
 George Svendsen..... Assistant Line Coach
 Dallas Ward..... Backfield Coach

1945 • BERNIE BIERMAN

Sheldon Beise..... Assistant Coach
 Lowell Dawson..... Backfield Coach
 Dr. George Hauser..... Line Coach

1944 • DR. GEORGE HAUSER

Lowell (Red) Dawson..... Backfield Coach
 Jim Kelly..... Assistant Coach
 Frank Patrick..... Assistant Coach
 John Scaffide..... Assistant Coach

1943 • DR. GEORGE HAUSER

Lowell (Red) Dawson..... Backfield Coach
 Jim Kelly..... Reserve Coach/Scout
 Francis "Pug" Lund..... Freshmen Coach
 Charles (Bud) Wilkinson..... Asst. Line Coach

1942 • DR. GEORGE HAUSER

Lowell (Red) Dawson..... Backfield Coach
 Jim Kelly..... Reserves/Scouts
 John Roning..... End Coach
 Charles (Bud) Wilkinson..... Asst. Backfield /Asst. Line Coach

1941 • BERNIE BIERMAN

Bert Baston..... End Coach
 Sheldon Beise..... Backfield Coach
 Sig Harris..... Coach of Reserves
 Dr. George Hauser..... Line Coach
 Dallas Ward..... Freshmen Coach

1940 • BERNIE BIERMAN

Bert Baston..... End Coach
 Sheldon Beise..... Backfield Coach
 Sig Harris..... Coach of Reserves
 Dr. George Hauser..... Line Coach
 Dallas Ward..... Freshmen Coach

1939 • BERNIE BIERMAN

Bert Baston..... End Coach

Sheldon Beise..... Backfield Coach
 Sig Harris..... Reserves Coach/Scout
 Dr. George Hauser..... Line Coach
 Dallas Ward..... Freshmen Coach/Scout

1938 • BERNIE BIERMAN

Bert Baston..... End Coach
 Sheldon Beise..... Backfield Coach
 Sig Harris..... Coach of Reserves
 Dr. George Hauser..... Line Coach
 Dallas Ward..... Freshmen Coach

1937 • BERNIE BIERMAN

Bert Baston..... End Coach
 Sheldon Beise..... Backfield Coach
 Sig Harris..... Coach of Reserves
 Dr. George Hauser..... Line Coach
 Dallas Ward..... Freshmen Coach

1936 • BERNIE BIERMAN

Bert Baston..... End Coach
 Sheldon Beise..... Backfield Coach
 Sig Harris..... Coach of Reserves
 Dr. George Hauser..... Line Coach
 Dallas Ward..... Freshmen Coach

1935 • BERNIE BIERMAN

Bert Baston..... End Coach
 Lowell (Red) Dawson..... Backfield Coach
 Sig Harris..... Freshmen Coach
 Dr. George Hauser..... Line Coach

1934 • BERNIE BIERMAN

Bert Baston..... End Coach
 Lowell (Red) Dawson..... Backfield Coach
 Sig Harris..... Freshmen Coach
 Dr. George Hauser..... Line Coach

1933 • BERNIE BIERMAN

Elmer Apmann..... Freshmen Coach
 Bert Baston..... End Coach
 Lowell (Red) Dawson..... Backfield Coach
 Sherm Finger..... Freshmen Coach
 Sig Harris..... Assistant Coach
 Walter Hass..... Freshmen Coach
 Dr. George Hauser..... Line Coach
 Fred Hovde..... Freshmen Coach
 Dave MacMillan..... Freshmen Coach
 Otis McCreery..... Freshmen Coach
 Clarence Munn..... Freshmen Coach
 George Tuttle..... Assistant Coach/Freshmen Coach
 Marshall Wells..... Freshmen Coach

1932 • BERNIE BIERMAN

Bert Baston..... End Coach
 Pat Boland..... Freshmen Coach
 Lowell (Red) Dawson..... Backfield Coach
 Sig Harris..... Assistant Coach
 Dr. George Hauser..... Line Coach
 Fred Hovde..... Freshmen Coach
 Frank McCormick..... Assistant Coach
 Otis McCreery..... Freshmen Coach
 Clarence Munn..... Freshmen Coach
 Bob Reihsen..... Freshmen Coach
 George Tuttle..... Assistant Coach/Freshmen Coach

1931 • FRITZ CRISLER

Bert Baston..... Ends Coach
 Sig Harris..... Freshmen Coach
 George MacKinnon Asst. Line Coach/Coach of the Reserves
 Frank McCormick..... Backfield Coach
 Otis McCreery..... Backfield Coach
 George Tuttle..... Freshmen Coach
 Tad Wieman..... Line Coach

1930 • FRITZ CRISLER

Bert Baston..... End Coach
 Sig Harris..... Freshmen Coach
 George MacKinnon Asst. Line Coach/Coach of the Reserves
 Frank McCormick..... Backfield Coach

COACHING STAFFS

Otis McCreery.....	Backfield Coach
George Tuttle.....	Freshmen Coach
Tad Wieman.....	Line Coach

1929 • DR. CLARENCE SPEARS

Dutch Bergman.....	Assistant Coach
George Gibson.....	Assistant Coach
Louis Gross.....	Assistant Coach
Eddie Lynch.....	Assistant Coach
George MacKinnon.....	Assistant Coach
Doc Matchan.....	Assistant Coach

1928-26 • DR. CLARENCE SPEARS

Information not available

1925 • DR. CLARENCE SPEARS

George "Potsy" Clark.....	Backfield Coach
Sherm Finger.....	Freshmen Coach
Louis Gross.....	Line Coach
Sig Harris.....	Coach of the Reserves
Eddie Lynch.....	End Coach

1924 • WILLIAM SPAULDING

Campbell Dickson.....	End Coach
Merton Dunningham.....	Assistant Coach
Sherm Finger.....	Assistant Coach
Len Frank.....	Line Coach
Harry Taylor.....	Assistant Coach

1923 • WILLIAM SPAULDING

Ray Elliot.....	Assistant Coach
Len Frank.....	Assistant Coach
T.N. Metcalf.....	Assistant Coach
George Hauser.....	Assistant Coach
Blaine McKusick.....	Assistant Coach
Harry Taylor.....	Assistant Coach

1922 • WILLIAM SPAULDING

"Shorty" Clare Long.....	Backfield Coach
"Red" Louden.....	End Coach
Blaine McKuskick.....	Line Coach
Arnold Oss.....	Backfield Coach

1921 • DR. HENRY WILLIAMS

Information not available

1920 • DR. HENRY WILLIAMS

Con Eklund.....	Assistant Coach
Leonard Frank.....	Assistant Coach
Sig Harris.....	Assistant Coach
George Hauser.....	Assistant Coach
Lawrence Lawler.....	Assistant Coach
Russell Tollefson.....	Assistant Coach
Vern Williams.....	Assistant Coach

1919 • DR. HENRY WILLIAMS

Leonard Frank.....	Assistant Coach
Sig Harris.....	Assistant Coach
George Hauser.....	Assistant Coach

1918 • DR. HENRY WILLIAMS

Bert Baston.....	Ends Coach
Sig Harris.....	Assistant Coach
Lawrence Lawler.....	Assistant Coach
Joseph M. Sprafka.....	Assistant Coach

1882—1917:

NO INFORMATION AVAILABLE

ALL-TIME ASSISTANT COACHES

A		
Name	Year(s)	Position(s)
Adame, Vic	1997-2006	Wide Receivers Coach (97-98) Running Backs Coach (99-06)
Agpalsa, Daryl	2010-12	Offensive Graduate Assistant
Allen, Tim	1997-2006	Assistant AD for Football Operations
Anderson, Brian	2011-13 2014-16	Running Backs Wide Receivers
Ankney, Moe	2001-05	Defensive Coordinator/Secondary (2001-02) Asst. Head Coach/Defensive Ends (2002-05)
Annis, Jerry	1961-70	Assistant Coach/Centers (61-65), Linebackers/Defensive Line (66-70)
Appmann, Elmer	1933	Freshmen Coach
Axman, Steve	1998	Quarterbacks Coach

B		
Name	Years	Position(s)
Baggett, Charles	1981-82	Wide Receivers
Bailey, Carey	2005-06	Defensive Line
Baker, Don	1980-81	Running Backs
Baston, Bert*	1918, 1930-41 1946-50	End Coach
Beckish, Larry	1984-88	Offensive Coordinator
Beise, Sheldon*	1936-41 1945 1948-50	Backfield Coach (36-41), Assistant Coach (45, 48-49), "B" Team Coach (50)
Bergman, Dutch	1929	Assistant Coach
Biddle, Dick	1985-89	Inside Linebackers (85-89), Defensive Coordinator (86-89)
Blaik, Bob	1956	Assistant Coach
Boland, Pat	1932	Freshmen Coach
Borstad, Dick	1960	Assistant Coach
Bossons, Bob	1958-66	Assistant Line Coach (58-59), Defensive Coach (60-64), Assistant Offensive Line Coach (65-66)
Bostad, Bob	1994-95	Graduate Assistant Coach
Bowen, Clint	1997	Graduate Assistant Coach
Bray, Craig	2006	Defensive Secondary
Brooks, Booker	1986-91	Wide Receivers
Brown, Scott	1992-95	Defensive Line (92-94), Linebackers ('95)
Browning, Mitch	1997-2006	Tight Ends/Recruiting Coord. (1997-98), Tight Ends/Off. Tackles (1999) Co-Offensive Coordinator/Tight Ends/ Offensive Tackles (2000-05) Offensive Coordinator (2006)
Burke, Tim	1979	Graduate Assistant
Burns, Kenni	2016-	Running Backs
Burrow, Jeff	2003-04	Graduate Assistant
Butler, John	2007-10	Linebackers/Special Teams

C		
Name	Year(s)	Position(s)
Callahan, Brian	2016-	Tight Ends
Camp, Jim	1955-1960	Assistant Coach/Backfield Coach
Carey, Rod	2000	Graduate Assistant
Carlson, Carelton	1958-1959	Assistant Freshmen Coach
Carter, Jeremiah	2005-06	Quality Control
Cerrato, Vinny	1984-1985	Graduate Assistant
Chandler, Dwayne	2001-06	Strength and Conditioning Assistant (2001-02) Head Strength and Conditioning Coach (2003-06)
Chernoff, Gerrit	2016-	General Manager
Chism, Mike	1997-1998 2003	Graduate Assistant Strength and Conditioning Coach
Ciarrocca, Kirk	2016-	Offensive Coordinator/Quarterbacks
Claeys, Tracy	2011-15	Defensive Coordinator
Clark, Adam	2014-16	Director of Football Operations
Clark, Lyrall	1951-1953	Line Coach
Clark, George "Potsy"	1925	Backfield Coach
Clements, Jim	1979-1980	Offensive Line Coach
Coatta, John	1977-1978	Asst. Coach (77), Offensive Coordinator (78)
Cole, Jeremy	2016-	Assistant Strength and Conditioning
Collins, Dan	2016-	Quality Control
Cooks, Kerry	2005	Defensive Secondary
Cooley, Lawrence	1983	Offensive Line

Cooper, Keanon	2015-	Defensive Graduate Assistant
Cooper, Ron	1985	Graduate Assistant
Cordelli, Pete	1984-1985	Wide Receivers
Cosgrove, Clint	2007-09	Graduate Assistant
Cosgrove, Kevin	2009-10	Co-Defensive Coordinator
Cosh, Chris	1991	Defensive Line
Crawford, Denver	1954-71	Head Line Coach
Criner, Mark	2006	Linebackers
Cross, Tim	2007-10	Defensive Line/Assoc. Head Coach
Cundiff, Blake	2005-06	Asst. Strength and Conditioning Coach

D		
Name	Year(s)	Position(s)
Davis, Tim	2008^ -10	Offensive Line/Running Game Coordinator
Dawson, Chris	2001-02	Strength and Conditioning Coach
Dawson, Lowell	1932-35, '42-45	Backfield Coach
DeBesse, Bob	1992-96	Offensive Coordinator
Delany, Bob	1965	Assistant Coach
Dickerson, Chuck	1983	Defensive Coordinator, Linebackers
Dickson, Campbell	1924	End Coach
Dixon, Dennis	1983	Offensive Line Coach
Dove, Marc	1992-95	Defensive Coordinator
Dunbar, Mike	2007-08	Assistant Head Coach/Offensive Coordinator
Duncombe, Dwight	1979	Graduate Assistant
Dunnigan, Merton	1924	Assistant Coach
Dyer, Chris	1999-2000	Graduate Assistant

^ - Joined staff prior to 2008 Insight Bowl

E		
Name	Year(s)	Position(s)
Eklund, Con	1920	Assistant Coach
Elliot, Ray	1923	Assistant Coach
Elmassian, Phil	1984	Defensive Backs
Elmquist, Charles	1976	Assistant Coach

F		
Name	Year(s)	Position(s)
Finger, Sherm	1924-25, 1933	Assistant Coach (24-25), Freshmen Coach (25, 33)
Fisch, Jedd	2009	Offensive Coordinator
Fishbain, Jerome	1979	Administrative Assistant
Fisher, Dick	1951-53	Backfield Coach
Fobbs, Lee	1996	Outside Linebacker Coach
Foerster, Chris	1992	Offensive Line Coach
Forte, Maurice "Mo"	1970-75	Assistant Coach (70-74), Running Backs (75)
Frank, Len	1919-20 1923-24	Assistant Coach (19, 20, 23) Line Coach (24)
Freeburg, Bob	1977	Graduate Assistant Coach
French, Roger	1970-78	Assistant Coach/ Offensive Tackles & Ends

G		
Name	Year(s)	Position(s)
Gadd, Tom	1990-91	Defensive Coordinator
Garber, Chip	1992-95	Defensive Backs
Gelber, Jason	2002	Graduate Assistant
Gibbs, David	1997-2000	Defensive Coordinator/Secondary
Gibson, George	1929	Assistant Coach
Gigli, Jordan	2007-10	Defensive Quality Control
Gongola, Bob	1966-71	Defensive Backs
Goodwin, Chris	2000-01	Graduate Assistant
Grammer, Don	1961-71	Offensive Line
Griffin, Nate	2011-15	Offensive Quality Control
Grimes, Lee	2016	Offensive Graduate Assistant
Gross, Louis	1925, 1929	Line Coach
Gutekunst, John	1984-85	Defensive Coordinator

H		
Name	Year(s)	Position(s)
Haake, Bob	1958-59	Assistant Freshmen Coach
Hammock, Thomas	2007-10	Co-Offensive Coord. (2010)/Running Backs
Hanson, Cory	2014-15	Defensive Graduate Assistant
Happel, Bill	1981-82	Defensive Backs
Harbaugh, Gregory	2016-	Quality Control
Harris, Bishop	1986-90	Outside Linebackers (86-87),

ALL-TIME ASSISTANT COACHES

Harris, Sig	1918-20	Running Backs (88-90)
	1925	Assistant Coach
	1930-41	Coach of the Reserves
Hass, Walter	1933	Freshmen Coach (30-34), Coach of the Reserves (35-41)
	1933	Freshmen Coach
Hartman, Chris	1996-2000	Strength & Conditioning Coach
Hauser, Dr. George*	1919-23	Assistant Coach (19, 20, 23)
	1932-41,	Line Coach
	1945-50	
Hightower, Richard	2009	Wide Receivers
Hilderbrand, Bill	1954-55	Assistant Coach
Hill, Mark	2007-10	Head Strength and Conditioning Coach
Hippe, Adam	2015-16	Defensive / Special Teams Graduate Asst.
Horton, Jeff	1985	Graduate Assistant
	2010	Co-Offensive Coord., Interim Head Coach
Hovde, Fred	1932-33	Freshmen Coach
Hudson, Clarence	1983	Offensive Coordinator, Quarterbacks & Wide Receivers
	1984-91	Offensive Line Coach (84-88), Offensive Coordinator (89-91)
Hudson, Greg	2001-04	Linebackers/Recruiting Coordinator (2001-02)
		Defensive Coordinator/Linebackers (2002-04)

J

Name	Year(s)	Position(s)
Jackson, Jim	2007-09	Graduate Assistant
Johnson, Chaka	2000	Graduate Assistant
Johnson, Jay	2016	Offensive Coordinator
Johnson, Wally	1952-69	Head JV Coach (52-53), Assistant Coach-Varsity/ Head Freshmen Coach (54-69)
Jones, Cal	1977-80	Defensive Line
Jones, Kevin	1996	Graduate Assistant Coach
Jordan, Keith	2016	Special Teams Quality Control

K

Name	Year(s)	Position(s)
Kekuewa, Keli'ikuewa	2016-	Offensive Graduate Assistant
Kelly, Jim	1942-44	Coach of the Reserves/Scout
Klein, Eric	2011-16	Head Strength and Conditioning
Konrath, Fred	1981-83	Administrative Assistant
Kostich, Shawn	2011-13	Defensive Graduate Assistant
Kulbitski, John	1952-53	Freshmen Coach

L

Name	Year(s)	Position(s)
Larson, Dick	1958-64	Assistant Backfield Coach (58-59), Backfield Coach (60-64)
Lavin, Pat	1979	Assistant Coach
Lawler, Lawrence	1918, 1920	Assistant Coach
Lee, Ronnie	2007-10	Defensive Backs (2007-10), Co-Defensive Coordinator (2009-10)
Lewis, Derek	2007-10	Tight Ends
Limegrover, Matt	2011-15	Offensive Coordinator/Offensive Line
Linguist, Maurice	2016-	Defensive Backs
Lippincott, David	2003-04	Graduate Assistant
Litten, Charles (Chip)	1971	Assistant Coach
Lockwood, David	2002-06	Defensive Secondary (2002)
		Def. Secondary/Recruiting Coord. (2002-04)
Loney, Steve	1998-99	Defensive Coordinator (2005-06)
Long, Clare "Shorty"	1922	Offensive Coordinator
		Backfield Coach
Louden, "Red"	1922	Ends Coach
Lund, Francis "Pug"	1943	Freshmen Coach
Lynch, Eddie	1925-29	Ends Coach

M

Name	Year(s)	Position(s)
MacKinnon, George	1929-31	Assistant Line Coach/ Coach of the Reserves
MacMillan, Dave	1933	Freshmen Coach
Mairui, Ryan	2013-14	Offensive Graduate Assistant
Malavasi, Ray	1956-57	Assistant Coach
Mariucci, John	1952	Assistant Coach
Martz, Mike	1982	Running Backs

Matchan, Doc	1929	Assistant Coach
Matheson, Robert	1988-91	Defensive Line
Mazzone, Noel	1992-94	Quarterback Coach
McElroy, Mike	2014-15	Defensive Graduate Assistant
McIntock, Ken	1996	Graduate Assistant
McCormick, Frank	1930-32	Backfield Coach
McCreery, Otis	1930-33	Backfield Coach (30-31), Freshmen Coach (32-33)
McDaniels, Ben	2004-05	Graduate Assistant
McDonald, George	2007-08	Wide Receivers
McGee, Mike	1967-69	Assistant Coach
McGovern, Tim	1976-78	Running Backs (76-77), Running Backs/Tight Ends (78)
McKusick, Blaine	1922-23	Line Coach
McMahon, Greg	1984	Graduate Assistant
McNally, John	1953	Assistant JV Coach
Meadowcroft, Art	1977	Graduate Assistant
Metcalfe, T.N.	1923	Assistant Coach
Meyer, Phil	2007-08	Offensive Line
Miller, Bart	2016	Offensive Line
Miller, Bill	1986-88	Defensive Backs
	2011-13	Linebackers, Assistant Head Coach
Miller, Monte	1958-59	Assistant Freshmen Coach
Miller, Warren	2005-06	Quality Control
Mitchell, Reggie	1997-98	Running Backs
Moore, Tom	1972-73	Offensive Backfield Coach (72-73), Offensive Coordinator (75-76), Quarterbacks (75-76)
Moore, Tom	1975-76	Offensive Coordinator (75-76), Quarterbacks (75-76)
Monroe, Marty	1994-95	Graduate Assistant
Morris, Pat	1978-82	Offensive Line
Moseley, Dick	1972-78	Defensive Coordinator
Moulton, Drew	2016-	Offensive Graduate Assistant
Munn, Clarence	1932-33	Freshmen Coach
Murphy, Bill	1954-57	Assistant Coach/Backfield Coach

N

Name	Year(s)	Position(s)
Nash, Butch	1947-80	"B" Team Coach (47), Freshmen Coach (48-50), Ends Coach (51-80)
	1984-91	JV Coach (84), Volunteer Coach (85-91)
Nelson, Jesse	2010	Defensive Graduate Assistant
Nichol, Dan	2016-	Head Strength and Conditioning
Niskanen, Lauri	1971	Assistant Coach
Nunez, Jay	2013-15	Special Teams Quality Control

O

Name	Year(s)	Position(s)
O'Brien, Dan	2008-13	Assoc. AD For Football / Director of Football Operations
	2015^ -16	Asst. Defensive Backs / Co-Special Teams Coord. / Asst. to the Head Coach
O'Dell, Gerald	1983	Linebackers
Olson, Paul	1981-82	Defensive Ends
	1976-78	Offensive Assistant Coach (76-78), Offensive Ass't/Tight Ends (76-77), Offensive Assistant/Wide Receivers (78)
Olson, Trevor	2013-15	Offensive Graduate Assistant
Okruh, Vince	1986-91	Administrative Assistant (86), Running Backs (86), Defensive Ends (88-89), Outside Linebackers (90-91)
Oss, Arnold	1922	Backfield Coach

^ - Joined staff prior to 2015 Quick Lane Bowl

P

Name	Year(s)	Position(s)
Palermo, John	1984-87	Defensive Line
Pannunzio, Joe	1992-94	Tight Ends Coach
Parker, David	2017-	Defensive Graduate Assistant
Parker, Norm	1972-76	Interior Defensive Line
Patrick, Frank	1944	Assistant Coach
Paup, Bryce	2016-	Defensive Line
Peagler, William	2016	Offensive Quality Control
Pearson, Chad	2011-16	Assistant Strength and Conditioning

ALL-TIME ASSISTANT COACHES

Pendino, Mike	1990-91	Offensive Line
Peoples, Will	2007-10	Assistant Strength and Conditioning
Perry, Dustin	2012-16	Assistant Strength and Conditioning
Petersen, Tony	1999-2006	Quarterbacks (1999) Co-Offensive Coordinator/QBs (2000-05) Passing Game/Quarterbacks (2006)
Phelps, Jeff	2011-16	Defensive Line
Phillips, Joe "Joker"	1999-2000	Wide Receivers
Pinkham, Ed	1989-91	Defensive Backs
Poore, Pat	2011-13	Wide Receivers
	2014-16	Running Backs
Powers, Dan	1979	Graduate Assistant

R

Name	Year(s)	Position(s)
Rankin, Bob	1980-83	Wide Receivers (1980), Tight Ends/Quarterbacks (81-82), Tight Ends (83)
Reece, Ron	1993	Graduate Assistant
Reid, Mike	1966-70	Assistant Coach
Reihnsen, Bob	1932	Freshmen Coach
Reeves, Rob	2011-16	Tight Ends/H-Backs
Rice, Melvin	2012-14	Defensive Quality Control
Rohde, Bob	1979-92	Strength and Conditioning Coach
Roning, John*	1942	Ends Coach (1942), "B" Squad Coach (46), Freshmen Coach/Ass't End Coach (47), Backfield Coach (48-50)
Rossi, Joe	2016-	Quality Control
Roof, Ted	2008	Defensive Coordinator
Rosburg, Jerry	1996	Defensive Backs Coach
Rose, Tim	1996	Defensive Coordinator
Ruskos, Greg	2007-08	Offensive Quality Control
Runkle, Dan	1979-80	Defensive Backs Coach

S

Name	Year(s)	Position(s)
Salem, Joe	1961-65	Assistant Backfield Coach (61-62), Defensive Coach (63), Assistant Coach (64), Offensive Backfield Coach (65)
Sapanaro, Dan	2005-06	Graduate Assistant
Sauter, Cory	2006	Graduate Assistant
Sawvel, Jay	2011-15	Defensive Backs/Special Teams
	2015-16	Defensive Coordinator
Scafile, John	1944	Assistant Coach
Scanlan, Mal	1989	Quarterbacks
Schade, Bob	1993	Graduate Assistant
Schmelker, Bob	1991	Volunteer Coach
Schumacher, Ben	2013	Assistant Strength and Conditioning
Shanahan, Mike	1979	Offensive Coordinator
Shaw, Gordon	1993-2006	Offensive Line (1993-96), Defensive Line (97-2000) Guards and Centers (2001-06)
Sherels, Mike	2013	Defensive Graduate Assistant
	2014-16	Linebackers
Sherman, Jim	1983	Defensive Line
Skrien, Dave	1957-59	Assistant Backfield Coach,
	1992-95	Administrative Assistant
Sims, Tom	2001-06	Defensive Line
Simon, Matt	2016-	Wide Receivers
Smith, Adrian	1977	Part-time Assistant Coach
Smith, Jared	1999-2000	Graduate Assistant (1999) Guards and Centers (2000)
Smith, Robb	2016-	Defensive Coordinator
Snyder, Mark	1997-2000	Defensive Ends
Sorrentino, Tony	2009-10	Offensive Quality Control
Sprafka, Joseph	1918	Assistant Coach
Stark, Ron	1972-74	Offensive Coordinator (1972-74), Offensive Line Coach (1972-73)
Steen, Grant	2016-	Assistant Strength and Conditioning
Stewart, George	1984-85	Offensive Line Coach
Stripling, Steve	1997-2000	Linebackers (1997-98) Linebackers/Recruiting Coord. (99-2000)
Strong, Jim	1984-86	Running Backs

Sumlin, Kevin	1993-97	Wide Receivers (1993-96), Quarterbacks (97)
Svendsen, George	1946-53	Assistant Line Coach (46-47), Head Line Coach (48-50)
Svendsen, Earl "Bud"	1951-53	Assistant Coach (1951-53)
Szucs, Terry	2015-16	Defensive Quality Control

T

Name	Year(s)	Position(s)
Taylor, Harry	1923-24	Assistant Coach
Taylor, Randy	2007	Director of Football Operations
Thomas, Roger	1983	Running Backs
Thompson, Shea	2012-15	Assistant Strength and Conditioning
Thompson, Kane	2013-16	Assistant Strength and Conditioning
Thoren, Jason	2002-03	Graduate Assistant
Tollefson, Russell	1920	Assistant Coach
Tommerdahl, Mark	1995-96	Special Teams Coach/Tight Ends
Tressel, Luke	2002-06	Graduate Assistant (2002-04) Wide Receivers (2005-06)
Tuttle, George	1930-33	Assistant Coach/Freshmen Coach
Turner, David	2001	Defensive Ends
Tuszka, Rhody	1958-59	Assistant Freshmen Coach

U

Name	Year(s)	Position(s)
Uzelac, Elliot	1997	Offensive Coordinator

V

Name	Year(s)	Position(s)
Vandersall, Bruce	1973-1982	Linebackers Coach (74-78), Defensive Coordinator (79-82)
Varpness, Vince	2001-2002	Graduate Assistant

W

Name	Year(s)	Position(s)
Wade, Charlie	1974-77	Wide Receivers Coach
Ward, Dallas*	1936-41, 1946-47	Freshmen Coach Backfield Coach
Warinner, Ed	2016-	Offensive Line
Wasilewski, Marcus	2016-	Assistant Strength and Conditioning
Watson, Steve	2010	Wide Receivers
Weber, Adam	2015-16	Offensive Graduate Assistant
Weiden, Peter	2016-	Director of Operations
Wells, Marshall	1933	Freshmen Coach
Wemeier, George	1984-91	Linebackers Coach (84), Outside Linebackers (85), Tight Ends & Special Teams (86-89), Quarterbacks (90-91)
Wenger, Rob	2016-	Special Teams Coordinator
West, Louis	1983	Defensive Backs
Widenhofer, Bob	1972	Linebackers
Wieman, Tad	1930-31	Line Coach
Wilkinson, Charles	1942-43	Assistant Line/Assistant Backfield
Williams, Charlie	1992	Wide Receivers Coach
Williams, Troy	2016	Assistant Strength Coach
Williams, Vern	1920	Assistant Coach
Wilson, Richard	2001-04	Wide Receivers
Withers, Everett	2007	Defensive Coordinator
Wyatt, Buddy	1992-94	Defensive End
Wynn, Mike	1981-82	Defensive Line

Y

Name	Year(s)	Position(s)
Yanowsky, Don	1996	Defensive Line Coach
Yearby, Tyler	2011-12	Assistant Strength and Conditioning
Yoxall, Kevin	1993-95	Strength and Conditioning Coach

Z

Name	Year(s)	Position(s)
Zebrowski, Jim	2011-15	Quarterbacks
Zingler, Ray	1978	Assistant Coach
Zorn, Jim	1995-96	Quarterbacks Coach

*Coaches who served in World War II

HOMECOMING

HOMECOMING RESULTS vs. OPPONENTS

	W	L	T	Pct.
Chicago	1	0	0	1.000
Illinois	5	4	1	.550
Indiana	6	2	0	.750
Iowa	10	3	0	.769
Michigan	6	7	0	.462
Michigan State	5	3	0	.625
Nebraska	1	1	0	.500
Northwestern	8	8	2	.500
Ohio	1	0	0	1.000
Ohio State	0	4	0	.000
Pittsburgh	1	0	0	1.000
Purdue	7	3	0	.700
Rutgers	1	0	0	1.000
USC	1	0	0	1.000
Vanderbilt	1	0	0	1.000
Wisconsin	3	2	0	.600
Total	57	36	3	.609

1914*	UM 14, Wisconsin 3
1919	UM 6, Illinois 10
1920	UM 0, Michigan 3
1921	UM 7, Iowa 41
1922	UM 0, Wisconsin 14
1923*	UM 20, Iowa 7
1924	UM 0, Michigan 13
1925*	UM 33, Iowa 0
1926	UM 6, Michigan 7
1927*	UM 38, Iowa 0
1928*	UM 33, Chicago 7
1929	UM 6, Michigan 7
1930	UM 6, Northwestern 27
1931*	UM 14, Wisconsin 0
1932*	UM 7, Northwestern 0
1933*	UM 19, Iowa 7
1934*	UM 34, Michigan 0
1935*	UM 21, Northwestern 13
1936*	UM 52, Iowa 0
1937	<i>No game</i>
1938*	UM 7, Michigan 6
1939	UM 20, Ohio State 23
1940*	UM 34, Iowa 6
1941*	UM 8, Northwestern 7
1942*	UM 16, Michigan 14
1943	UM 7, Purdue 14
1944	UM 14, Northwestern 14
1945*	UM 30, Northwestern 7
1946*	UM 13, Purdue 7
1947*	UM 26, Purdue 21
1948*	UM 30, Indiana 7
1949	UM 7, Purdue 13
1950	UM 0, Iowa 13
1951*	UM 39, Nebraska 20
1952*	UM 17, Iowa 7
1953*	UM 28, Indiana 20
1954*	UM 19, Michigan State 13
1955*	UM 25, Southern Cal 19
1956*	UM 9, Pittsburgh 6
1957*	UM 34, Indiana 0
1958	UM 8, Illinois 20
1959*	UM 20, Vanderbilt 6
1960*	UM 21, Illinois 10
1961*	UM 23, Michigan 20
1962*	UM 17, Illinois 0
1963*	UM 6, Michigan 0
1964	UM 0, Illinois 14
1965*	UM 14, Michigan 13
1966*	UM 17, Iowa 0
1967*	UM 21, Michigan State 0
1968*	UM 17, Illinois 0
1969	UM 7, Ohio State 34
1970*	UM 23, Michigan State 13
1971	UM 7, Michigan 35

1972*	UM 43, Iowa 14
1973	UM 7, Michigan 34
1974*	UM 23, Iowa 17
1975	UM 15, Michigan State 38
1976*	UM 29, Illinois 14
1977*	UM 14, Northwestern 7
1978*	UM 32, Indiana 31
1979	UM 17, Illinois 17
1980	UM 14, Michigan 37
1981*	UM 35, Northwestern 23
1982	UM 21, Indiana 40
1983	UM 17, Wisconsin 56
1984	UM 28, Northwestern 31
1985	UM 19, Ohio State 23
1986*	UM 44, Northwestern 23
1987	UM 17, Indiana 18
1988	UM 28, Northwestern 28
1989*	UM 35, Purdue 15
1990*	UM 35, Northwestern 25
1991*	UM 6, Purdue 3
1992	UM 15, Michigan State 20
1993*	UM 28, Wisconsin 21
1994	UM 31, Northwestern 37
1995	UM 17, Northwestern 27
1996	UM 9, Michigan State 27
1997	UM 3, Ohio State 31
1998*	UM 19, Michigan State 18
1999	UM 28, Purdue 33
2000	UM 35, Northwestern 41
2001*	UM 28, Michigan State 19
2002*	UM 45, Northwestern 42
2003*	UM 55, Indiana 7
2004*	UM 45, Illinois 0
2005*	UM 42, Purdue 35 (OT)
2006*	UM 63, Indiana 26
2007	UM 17, Illinois 44
2008	UM 17, Northwestern 24
2009*	UM 35, Purdue 20
2010	UM 28, Northwestern 29
2011	UM 14, Nebraska 41
2012	UM 13, Northwestern 21
2013	UM 7, Iowa 23
2014*	UM 39, Purdue 38
2015*	UM 27, Ohio 24
2016*	UM 34, Rutgers 32

* Indicates Minnesota victories

ALL-TIME RESULTS

Coach	Seasons	Years	Won	Lost	Tied	Pct.
Thomas Peebles	1	1883	1	2	0	.333
Fredrick Jones	3	1886-88	3	3	0	.500
D.W. McCord, Al McCord, F. Heffelfinger, B. Morse	1	1889	3	1	0	.750
Tom Eck	1	1890	5	1	1	.833
Ed "Dad" Moulton	1	1891	3	1	1	.750
"Wallie" Winter	1	1893	6	0	0	1.000
Tom Cochrane Jr.	1	1894	3	1	0	.750
Walt "Pudge" Heffelfinger	1	1895	7	3	0	.700
Alexander Jerrems	2	1896-97	12	6	0	.667
Jack Minds	1	1898	4	5	0	.444
John Harrison, Bill Leary	1	1899	6	3	2	.682
Henry L. Williams	22	1900-21	136	33	11	.786
William Spaulding	3	1922-24	11	7	4	.611
Clarence Spears	5	1925-29	28	9	3	.757
Herbert "Fritz" Crisler	2	1930-31	10	7	1	.588

1882 Record: 1-1

Date	UM	Opp.
9/29	W 4 Hamline	0
	L 0 Hamline	2
	4	2

1883 Record: 1-2

Date	UM	Opp.
	L 2 Carleton	4
11/3	W 5 Hamline	0
	L 2 Ex-Collegiates	4
	9	8

1884 and 1885 (no games)

1886 Record: 0-2

Date	UM	Opp.
	L 5 at Shattuck	9
	L 8 Shattuck	18
	13	27

1887 Record: 2-0

Date	UM	Opp.
	W 8 Minneapolis High	0
	W 14 Alumni	0
	22	0

1888 Record: 1-1

Date	UM	Opp.
10/28	L 8 at Shattuck	16
10/31	W 14 Shattuck	0
	22	16

1889 Record: 3-1

Date	UM	Opp.
10/5	W 2 Ex-Collegiates	0
10/26	W 10 Ex-Collegiates	0
11/11	L 8 at Shattuck	28
11/20	W 26 Shattuck	0
	46	28

Coach	Seasons	Years	Won	Lost	Tied	Pct.
Bernie Bierman	16	1932-41, 45-50	93	35	6	.727
George Hauser	3	1942-44	15	11	1	.577
Wes Fesler	3	1951-53	10	13	4	.435
Murray Warmath	18	1954-71	87	78	7	.526
Cal Stoll	7	1972-78	39	39	0	.500
Joe Salem	5	1979-83	19	35	1	.352
Lou Holtz	2	1984-85	10	12	0	.455
John Gutekunst	6+	1986-91	29	36	2	.441
Jim Wacker	5	1992-96	16	39	0	.291
Glen Mason	10	1997-2006	64	57	0	.529
Tim Brewster	3+	2007-10	15	30	0	.333
Jeff Horton (interim)	<1	2010	2	3	0	.400
Jerry Kill	4+	2011-15	29	29	0	.500
Tracy Clayes	<2	2015-16	11	8	0	.578
P.J. Fleck	0	2017-	0	0	0	.000

1890 Record: 5-1-1

Date	UM	Opp.
10/27	W 44 at Hamline	0
11/3	W 58 at Shattuck	0
11/5	T 0 Ex-Collegiates	0
11/8	W 18 Grinnell	13
11/15	W 63 Wisconsin	0
11/19	L 11 Ex-Collegiates	14
11/29	W 14 Ex-Collegiates	6
	208	33

1891 Record: 3-1-1

Date	UM	Opp.
10/17	L 0 Ex-Collegiates	4
10/24	W 26 Wisconsin	12
10/31	T 12 at Grinnell	12
11/2	W 42 at Iowa	4
11/14	W 22 Grinnell	14
	102	46

1892 Record: 5-0

Date	UM	Opp.
10/1	W 18 Ex-Collegiates	10
10/17	W 14 Michigan	6
10/22	W 40 Grinnell	24
10/29	W 32 Wisconsin	4
11/8	W 16 at Northwestern	12
	122	92

1893 Record: 6-0

Date	UM	Opp.
10/14	W 12 Kansas	6
10/21	W 36 Grinnell	6
10/24	W 10 at Hamline	6
10/28	W 34 at Michigan	20
10/30	W 16 at Northwestern	0
11/11	W 40 Wisconsin	0
	148	38

ALL-TIME RESULTS

1894 Record: 3-1

Coach: Tom Cochrane Jr. (1st)

Date	UM	Opp.
10/13	W 10	Grinnell 2
10/27	W 24	Purdue 0
11/10	W 40	Beloit 0
11/17	L 0	at Wisconsin 6
	74	8

1895 Record: 7-3

Coach: Walt "Pudge" Heffelfinger (1st)

Date	UM	Opp.
9/29	W 20	Mpls. Central H.S. 0
10/5	L 4	Grinnell 6
10/12	W 6	Boat Club 0
10/19	W 24	Iowa State 0
10/25	W 10	at Chicago 6
10/29	L 4	at Purdue 16
11/2	W 40	Macalester 0
11/16	W 14	Wisconsin 10
11/23	L 0	at Michigan (at Detroit) 20
11/28	W 14	Ex-Collegiates 0
	136	58

1896 Record: 8-2 (1-2/5th)

Coach: Alexander Jerrems (1st)

Date	UM	Opp.
9/19	W 34	at South High 0
9/26	W 50	Mpls. Central H.S. 0
10/3	W 16	Carleton 6
10/10	W 12	Grinnell 0
10/17	W 14	Purdue 0
10/24	W 18	Iowa State 6
10/31	W 8	Ex-Collegiates 0
11/7	L 4	Michigan 6
11/21	L 0	at Wisconsin 6
11/28	W 12	at Kansas 0
	168	24

1897 Record: 4-4 (0-3/76th)

Coach: Alexander Jerrems (2nd)

Date	UM	Opp.
9/25	W 22	South High 0
10/2	W 26	Macalester 0
10/9	W 48	Carleton 6
10/16	W 6	Grinnell 0
10/23	L 10	Iowa State 12
10/30	L 0	Wisconsin 39
11/13	L 0	at Michigan 14
11/25	L 0	at Purdue 6
	112	77

1898 Record: 4-5 (1-2/5th)

Coach: Jack Minds (1st)

Date	UM	Opp.
10/1	W 32	Carleton 0
10/5	L 0	Alumni 5
10/8	W 12	Rush 0
10/15	L 6	Grinnell 16
10/22	L 0	Iowa State 6
10/29	L 0	at Wisconsin 28
11/5	W 15	North Dakota 0
11/12	W 17	Northwestern 6
11/24	L 10	Illinois 11
	92	72

1899 Record: 6-3-2 (0-3/76th)

Coach: John Harrison & William C. Leary (1st)

Date	UM	Opp.
9/26	W 20	Mpls. Central H.S. 0
10/3	W 29	Macalester 0
10/7	W 40	Shattuck 0
10/14	W 35	Carleton 5
10/21	W 6	Iowa State 0
10/28	T 5	Grinnell 5
11/4	L 5	Northwestern 11
11/8	W 6	Alumni 5
11/11	T 5	Beloit 5
11/18	L 0	Wisconsin 19
11/25	L 0	at Chicago 29
	151	79

1900 Record: 10-0-2 (3-0-1/1st)

Coach: Henry L. Williams (1st)

Date	UM	Opp.
9/15	T 0	Central High 0
9/22	W 26	St. Paul Central H.S. 0
9/26	W 66	Macalester 0
9/29	W 44	Carleton 0
10/6	W 27	Iowa State 0
10/13	T 6	Chicago 6
10/20	W 26	Grinnell 0
10/27	W 34	North Dakota 0
11/3	W 6	Wisconsin 5
11/10	W 23	Illinois 0
11/17	W 21	Northwestern 0
11/29	W 20	at Nebraska 12
	299	23

1901 Record: 9-1-1 (3-1-0/3rd)

Coach: Henry L. Williams (2nd)

Date	UM	Opp.	Att.
9/21	T 0	Central High 0	
9/21	W 16	St. Paul Central H.S. 0	
9/28	W 35	Carleton 0	
10/5	W 27	Chicago College 0	
10/12	W 19	Nebraska 0	10,000
10/26	W 16	Iowa 0	10,000
11/4	W 28	Haskell 0	
11/9	W 10	North Dakota 0	
11/16	L 0	at Wisconsin 18	14,000
11/23	W 16	at Northwestern 0	2,000
11/28	W 16	at Illinois 0	
	183	18	

1902 Record: 9-2-1 (3-1-0/3rd)

Coach: Henry L. Williams (3rd)

Date	UM	Opp.	Att.
9/22	T 0	St. Paul Central H.S. 0	
9/22	W 28	Mpls. Central H.S. 0	
9/27	W 33	Carleton 0	
10/4	W 16	Iowa State 0	
10/7	W 59	Hamline 0	
10/11	W 29	Beloit 0	
10/18	L 0	Nebraska 6	7,000
10/25	W 34	at Iowa 0	3,000
11/1	W 102	Grinnell 0	
11/8	W 17	Illinois 5	8,000
11/15	W 11	Wisconsin 0	1,500
11/27	L 6	at Michigan 23	12,000
	335	34	

ALL-TIME RESULTS

1903 Record: 14-0-1 (3-0-1/T1st)

Coach: Henry L. Williams (4th) Co-Big Ten Champions				
Date	UM		Opp.	Att.
9/19	W	21	Mpls. Central H.S.	6, 3,000
9/19	W	36	St. Paul Central H.S.	0, 3,000
9/23	W	37	East High School	0
9/26	W	29	Carleton	0
9/30	W	112	Macalester	0
10/3	W	39	Grinnell	0
10/7	W	65	Hamline	0
10/10	W	46	Iowa State	0
10/17	W	75	Iowa	0
10/24	W	46	Beloit	0
10/31	T	6	Michigan	6, 20,000
11/2	W	11	at North Dakota State	0
11/7	W	46	at Lawrence	0
11/14	W	32	at Illinois	0
11/26	W	17	at Wisconsin	0, 4,000
			618	12

1904 Record: 13-0 (3-0/T1st)

Coach: Henry L. Williams (5th) Co-Big Ten Champions				
National Champions: Billingsley				
Date	UM		Opp.	Att.
9/17	W	107	Twin Cities Central H.S.	0, 3,000
9/24	W	77	South Dakota	0
9/28	W	75	Shattuck	0
10/1	W	65	Carleton	0
10/5	W	47	St. Thomas	0
10/8	W	35	North Dakota	0, 2,000
10/15	W	32	Iowa State	0
10/22	W	146	Grinnell	0
10/29	W	16	Nebraska	12
11/5	W	69	Lawrence	0
11/12	W	28	Wisconsin	0, 18,000
11/19	W	17	at Northwestern	0, 11,000
11/24	W	11	at Iowa	0
			725	12

1905 Record: 10-1 (2-1/T2nd)

Coach: Henry L. Williams (6th)				
Date	UM		Opp.	Att.
9/23	W	74	Twin Cities Central H.S.	0, 3,500
9/30	W	54	Pillsbury/Shattuck	0, 1,500
10/4	W	42	St. Thomas	0, 1,500
10/7	W	45	North Dakota	0, 2,000
10/14	W	42	Iowa State	0, 1,000
10/21	W	39	Iowa	0, 3,550
10/28	W	46	Lawrence	0, 1,000
11/4	L	12	Wisconsin	16, 25,000
11/11	W	81	South Dakota	0, 1,000
11/18	W	35	Nebraska	0, 10,000
11/25	W	72	Northwestern	6, 5,000
			542	22

1906 Record: 4-1 (2-0/T1st)

Coach: Henry L. Williams (7th) Co-Big Ten Champions				
Date	UM		Opp.	Att.
10/27	W	22	Iowa State	4, 3,000
11/3	W	13	Nebraska	0, 5,000
11/10	W	4	at Chicago	2, 7,000
11/17	L	0	Carlisle	17, 20,000
11/24	W	8	Indiana	6, 10,000
			47	29

1907 Record: 2-2-1 (0-1-1/T5th)

Coach: Henry L. Williams (8th)				
Date	UM		Opp.	Att.
10/12	W	8	Iowa State	0, 5,000
10/19	W	8	Nebraska	5, 8,000
11/2	L	12	Chicago	18, 18,000
11/16	L	10	Carlisle	12, 15,000
11/23	T	17	at Wisconsin	17
			55	52

1908 Record: 3-2-1 (0-2/T7th)

Coach: Henry L. Williams (9th)				
Date	UM		Opp.	Att.
10/3	W	6	Lawrence	0, 5,000
10/10	W	15	Iowa State	10, 5,000
10/17	T	0	Nebraska	0, 12,000
10/31	L	0	at Chicago	29, 15,000
11/7	L	0	Wisconsin	5, 15,000
11/21	W	11	Carlisle	6, 15,000
			32	50

1909 Record: 6-1 (3-0/1st)

Coach: Henry L. Williams (10th) Big Ten Champions				
Date	UM		Opp.	Att.
9/25	W	25	Lawrence	0, 3,000
10/2	W	41	Iowa	0, 6,000
10/9	W	18	Iowa State	0, 2,000
10/16	W	14	at Nebraska (at Omaha)	0, 7,000
10/30	W	20	Chicago	6, 26,000
11/13	W	34	at Wisconsin	6, 7,500
11/20	L	6	Michigan	15, 25,000
			158	27

1910 Record: 6-1 (2-0/T1st)

Coach: Henry L. Williams (11th) Co-Big Ten Champions				
Date	UM		Opp.	Att.
9/24	W	34	Lawrence	0, 4,000
10/1	W	17	South Dakota	0, 5,000
10/8	W	49	Iowa State	0, 8,000
10/15	W	27	Nebraska	0, 15,000
10/29	W	24	at Chicago	0
11/12	W	28	Wisconsin	0, 18,000
11/19	L	0	at Michigan	6, 18,000
			179	6

1911 Record: 6-0-1 (3-0-1/1st)

Coach: Henry L. Williams (12th) Big Ten Champions				
Date	UM		Opp.	Att.
9/30	W	5	Iowa State	0, 2,500
10/7	W	5	South Dakota	0, 3,500
10/21	W	21	Nebraska	3, 10,000
10/28	W	24	Iowa	6, 5,000
11/4	W	30	Chicago	0, 20,000
11/18	T	6	at Wisconsin	6, 15,000
11/25	W	11	at Illinois	0, 10,000
			102	15

1912 Record: 4-3 (2-2/T3rd)

Coach: Henry L. Williams (13th)				
Date	UM		Opp.	Att.
9/28	L	0	South Dakota	10, 3,500
10/5	W	5	Iowa State	0, 4,000
10/19	W	13	Nebraska	0, 10,000
10/26	W	56	Iowa	7, 6,000
11/2	W	13	Illinois	0, 9,000
11/16	L	0	Wisconsin	14, 20,000
11/23	L	0	at Chicago	7, 15,000
			87	38

ALL-TIME RESULTS

1913 Record: 5-2 (2-1/T2nd)

Coach: Henry L. Williams (14th)

Date	UM	Opp.	Att.
9/27	W 14	South Dakota	0 7,000
10/4	W 25	Iowa State	0 3,000
10/18	L 0	at Nebraska	7 9,000
10/25	W 30	North Dakota	0 2,500
11/1	W 21	at Wisconsin	3 11,000
11/15	L 7	Chicago	13 21,000
11/22	W 19	at Illinois	9 3,500
		116	32

1914 Record: 6-1 (3-1/3rd)

Coach: Henry L. Williams (15th)

Date	UM	Opp.	Att.
10/3	W 28	North Dakota	6 2,000
10/10	W 26	Iowa State	0 3,000
10/17	W 29	South Dakota	7 3,000
10/24	W 7	at Iowa	0 9,000
10/31	L 6	Illinois	21 10,000
11/14	W 14	Wisconsin	3 17,000
11/21	W 13	Chicago	7 13,000
		123	44

1915 Record: 6-0-1 (3-0-1/T1st)

Coach: Henry L. Williams (16th) Co-Big Ten Champions

Date	UM	Opp.	Att.
10/2	W 41	North Dakota	0 5,000
10/9	W 34	Iowa State	6 6,000
10/16	W 19	South Dakota	0 2,000
10/23	W 51	Iowa	13 6,000
10/30	T 6	at Illinois	6 11,593
11/13	W 20	Chicago	7 20,000
11/20	W 20	at Wisconsin	3 13,500
		191	35

1916 Record: 6-1 (3-1/3rd)

Coach: Henry L. Williams (17th)

Date	UM	Opp.	Att.
10/7	W 41	South Dakota State	7
10/14	W 47	North Dakota	7
10/21	W 81	South Dakota	0
10/28	W 67	Iowa	0 5,000
11/4	L 9	Illinois	14 11,368
11/18	W 54	Wisconsin	0 24,000
11/25	W 49	at Chicago	0 22,000
		348	28

1917 Record: 4-1 (3-1/2nd)

Coach: Henry L. Williams (18th)

Date	UM	Opp.	Att.
10/13	W 64	South Dakota State	0
10/20	W 33	Indiana	9
11/3	L 7	at Wisconsin	10 12,000
11/17	W 33	Chicago	0 14,000
11/24	W 27	at Illinois	6 4,500
		164	25

1918 Record: 5-2-1 (2-1/T3rd)

Coach: Henry L. Williams (19th)

Date	UM	Opp.	Att.
10/5	T 0	All-Stars	0 15,000
10/19	W 30	Overland Station	0 5,000
10/26	W 25	at St. Thomas	7 500
11/2	W 59	Carleton-St. Olaf	6 1,500
11/9	L 0	at Iowa	6 5,000
11/16	W 6	Wisconsin	0 8,000
11/23	L 6	Chicago Municipal Pier	20 5,000
11/30	W 7	at Chicago	0 3,000
		133	39

1919 Record: 4-2-1 (3-2/T4th)

Coach: Henry L. Williams (20th)

Date	UM	Opp.	Att.
10/4	W 39	North Dakota	0 7,500
10/11	W 6	Nebraska	6 7,000
10/18	W 20	at Indiana (at Indianapolis)	6 10,000
10/25	L 6	Iowa	9 12,000
11/1	W 19	at Wisconsin	7 20,000
11/8	L 6	Illinois	10 25,000
11/22	W 34	at Michigan	7 30,000
		130	45

1920 Record: 1-6 (0-6/T9th)

Coach: Henry L. Williams (21st)

Date	UM	Opp.	Att.
10/2	W 41	North Dakota	3 10,000
10/9	L 0	at Northwestern	17 10,000
10/16	L 7	Indiana	21 12,000
10/30	L 7	at Illinois	17 15,265
11/6	L 0	Wisconsin	3 22,000
11/13	L 7	at Iowa	28 13,000
11/20	L 0	Michigan	3 23,000
		62	92

1921 Record: 3-4 (2-4/6th)

Coach: Henry L. Williams (22nd)

Date	UM	Opp.	Att.
10/1	W 19	North Dakota	0 8,000
10/8	W 28	Northwestern	0 15,000
10/15	L 0	at Ohio State	27 22,000
10/22	W 6	Indiana	0 20,000
10/29	L 0	at Wisconsin	35 24,000
11/5	L 7	Iowa	41 23,000
11/19	L 0	at Michigan	38 30,000
		60	141

1922 Record: 3-3-1 (2-3-1/5th)

Coach: William Spaulding (1st)

Date	UM	Opp.	Att.
10/7	W 22	North Dakota	0 10,000
10/14	W 20	at Indiana (at Indianapolis)	0 10,000
10/21	T 7	at Northwestern	7 15,000
10/28	W 9	Ohio State	0 25,000
11/4	L 0	Wisconsin	14 27,000
11/11	L 14	at Iowa	28 25,000
11/25	L 7	Michigan	16 25,000
		79	65

ALL-TIME RESULTS

1923 Record: 5-1-1 (2-1-1/4th)

Coach: William Spaulding (2nd)

Date	UM	Opp.	Att.
10/6	W 20	Iowa State	17, 12,000
10/13	W 13	Haskell	12, 15,000
10/20	W 27	North Dakota	0, 14,000
10/27	T 0	at Wisconsin	0, 40,000
11/3	W 34	Northwestern	14, 18,000
11/17	W 20	Iowa	7, 26,000
11/24	L 0	at Michigan	10, 45,000
		114	60

1924 Record: 3-3-2 (1-2-1/6th)

Coach: William Spaulding (3rd)

Date	UM	Opp.	Att.
10/4	W 14	North Dakota	0, 16,000
10/11	W 20	Haskell	0, 18,000
10/18	T 7	at Wisconsin	7, 25,000
10/25	L 0	at Iowa	13, 30,000
11/1	L 0	Michigan	13, 43,000
11/8	T 7	Iowa State	7, 12,000
11/15	W 20	Illinois	7, 35,341
11/22	L 0	Vanderbilt	16, 16,000
		68	63

1925 Record: 5-2-1 (1-1-1/T4th)

Coach: Dr. Clarence Spears (1st)

Date	UM	Opp.	Att.
10/3	W 25	North Dakota	6, 20,000
10/10	W 34	Grinnell	6, 18,000
10/17	W 32	Wabash	6, 18,000
10/24	L 7	Notre Dame	19, 52,000
10/31	T 12	Wisconsin	12, 40,000
11/7	W 33	Butler	7, 20,000
11/14	W 33	Iowa	0, 45,000
11/21	L 0	at Michigan	35, 47,000
		176	91

1926 Record: 5-3 (2-2/T6th)

Coach: Dr. Clarence Spears (2nd)

Date	UM	Opp.	Att.
10/2	W 51	North Dakota	0, 18,000
10/9	L 7	Notre Dame	20, 54,000
10/16	L 0	at Michigan	20, 48,000
10/23	W 67	Wabash	7, 16,000
10/30	W 16	at Wisconsin	10, 42,000
11/6	W 41	at Iowa	0, 30,000
11/13	W 81	Butler	0, 8,000
11/20	L 6	Michigan	7, 58,000
		269	64

1927 Record: 6-0-2 (3-0-1/T1st)

Coach: Dr. Clarence Spears (3rd) Co-Big Ten Champions

Date	UM	Opp.	Att.
10/1	W 57	North Dakota	10, 22,000
10/8	W 40	Oklahoma A&M	0, 35,000
10/15	T 14	at Indiana	14, 21,000
10/22	W 38	Iowa	0, 52,000
10/29	W 13	Wisconsin	7, 56,000
11/5	T 7	at Notre Dame	7, 26,000
11/12	W 27	Drake	6, 20,000
11/19	W 13	at Michigan	7, 84,243
		209	51

1928 Record: 6-2 (4-2/3rd)

Coach: Dr. Clarence Spears (4th)

Date	UM	Opp.	Att.
10/6	W 40	Creighton	0, 20,000
10/13	W 15	Purdue	0, 25,000
10/20	W 33	Chicago	7, 58,000
10/27	L 6	at Iowa	7, 30,000
11/3	L 9	at Northwestern	10, 45,000
11/10	W 21	Indiana	12, 25,000
11/17	W 52	Haskell	0, 20,000
11/24	W 6	at Wisconsin	0, 10,000
		182	36

1929 Record: 6-2 (3-2/T3rd)

Coach: Dr. Clarence Spears (5th)

Date	UM	Opp.	Att.
10/5	W 39	Coe College	0, 25,000
10/12	W 15	Vanderbilt	6, 25,000
10/19	W 26	at Northwestern	14, 40,000
10/26	W 54	Ripon	0, 27,000
11/2	W 19	Indiana	7, 30,000
11/9	L 7	at Iowa	9, 36,000
11/16	L 6	Michigan	7, 58,160
11/23	W 13	Wisconsin	12, 58,000
		179	55

1930 Record: 3-4-1 (1-3/T6th)

Coach: Fritz Crisler (1st)

Date	UM	Opp.	Att.
9/27	W 48	South Dakota State	0, 20,000
10/4	L 7	Vanderbilt	33, 20,000
10/11	T 0	Stanford	0, 45,000
10/18	W 6	Indiana	0, 20,000
11/1	L 6	Northwestern	27, 54,000
11/8	W 59	South Dakota	0, 20,000
11/15	L 0	at Michigan	7, 54,944
11/22	L 0	at Wisconsin	14, 32,000
		126	81

1931 Record: 7-3 (3-2/T4th)

Coach: Fritz Crisler (2nd)

Date	UM	Opp.	Att.
9/26	W 13	North Dakota State	7, 15,000
9/26	W 30	Ripon	0, 15,000
10/3	W 20	Oklahoma A&M	0, 20,000
10/10	L 0	at Stanford	13, 32,000
10/24	W 34	Iowa	0, 25,000
10/31	W 14	Wisconsin	0, 52,000
11/7	L 14	at Northwestern	32, 42,000
11/14	W 47	Cornell (Iowa)	7, 10,000
11/21	L 0	at Michigan	6, 37,251
11/28	W 19	Ohio State	7, 25,000
		191	72

1932 Record: 5-3 (2-3/T5th)

Coach: Bernie Bierman (1st)

Date	UM	Opp.	Att.
10/1	W 12	South Dakota State	0, 20,000
10/8	L 0	Purdue	7, 20,000
10/15	W 7	Nebraska	6, 18,000
10/22	W 21	at Iowa	6, 12,000
10/29	W 7	Northwestern	0, 35,000
11/5	W 26	Mississippi	0, 12,000
11/12	L 13	at Wisconsin	20, 31,000
11/19	L 0	Michigan	3, 24,766
		86	42

ALL-TIME RESULTS

1933 Record: 4-0-4 (2-0-4/T1st)

Coach: Bernie Bierman (2nd)		Co-Big Ten Champions			
Date	UM		Opp.	Att.	
9/30	W	19	South Dakota State	6	25,000
10/7	T	6	Indiana	6	20,000
10/14	T	7	Purdue	7	26,497
10/21	W	7	Pittsburgh	3	26,000
10/28	W	19	Iowa	7	45,000
11/4	T	0	at Northwestern	0	35,000
11/18	T	0	at Michigan	0	52,137
11/25	W	6	Wisconsin	3	25,000
			64	32	

1934 Record: 8-0 (5-0/1st)

Coach: Bernie Bierman (3rd)		Big Ten Champions			
National Champions: Billingsley, Boand, Dickinson, Football Research, Helms, Litkenhous, National Championship Foundation, Sagarin					
Date	UM		Opp.	Att.	
9/29	W	56	North Dakota State	12	25,000
10/6	W	20	Nebraska	0	35,000
10/20	W	13	at Pittsburgh	7	65,000
10/27	W	48	at Iowa	12	53,000
11/3	W	34	Michigan	0	59,362
11/10	W	30	Indiana	0	28,100
11/17	W	35	Chicago	7	46,000
11/24	W	34	at Wisconsin	0	38,000
			270	38	

1935 Record: 8-0 (5-0/T1st)

Coach: Bernie Bierman (4th)		Co-Big Ten Champions			
National Champions: Billingsley, Board, Football Research, Helms, Litkenhous, National Championship Foundation, Poling					
Date	UM		Opp.	Att.	
9/28	W	26	North Dakota State	6	35,000
10/12	W	12	at Nebraska	7	37,000
10/19	W	20	Tulane	0	38,000
10/26	W	21	Northwestern	13	52,000
11/2	W	29	Purdue	7	49,400
11/9	W	13	at Iowa	6	52,000
11/16	W	40	at Michigan	0	35,000
11/23	W	33	Wisconsin	7	45,000
			194	46	

Ranking listed prior to opponent indicates Minnesota's Associated Press ranking the week of the game. Ranking after opponent name indicates opponent's ranking. Rankings began in 1936.

1936 Record: 7-1 (4-1/T2nd)

Coach: Bernie Bierman (5th)		Associated Press National Champions			
Other Services National Champions: Billingsley, Dickinson, Dunkel, Helms, Litkenhous, National Championship Foundation, Poling					
Date	UM		Opp.	Att.	
9/26	W	14	at Washington	7	40,000
10/10	W	7	Nebraska	0	53,000
10/17	W	26	Michigan	0	48,000
10/24	W	33	(1) Purdue	0	47,780
10/31	L	0	(1) at Northwestern (3)	6	48,347
11/7	W	52	(2) Iowa	0	63,200
11/14	W	47	(2) Texas	19	47,000
11/21	W	24	(2) at Wisconsin	0	33,000
			203	32	

Final AP Ranking: 1

1937 Record: 6-2 (5-0/1st)

Coach: Bernie Bierman (6th)		Big Ten Champions			
Date	UM		Opp.	Att.	
9/25	W	69	North Dakota State	7	47,492
10/2	L	9	at Nebraska	14	37,000
10/9	W	6	Indiana	0	35,000
10/16	W	39	Michigan	6	53,266
10/30	L	6	(4) Notre Dame	7	63,237
11/6	W	35	(14) at Iowa	10	40,000
11/13	W	7	(10) Northwestern	0	63,000
11/20	W	13	(7) Wisconsin	6	46,000
			184	50	

Final AP Ranking: 5

1938 Record: 6-2 (4-1/1st)

Coach: Bernie Bierman (7th)		Big Ten Champions			
Date	UM		Opp.	Att.	
9/24	W	15	Washington	0	50,000
10/1	L	16	Nebraska	7	46,000
10/8	W	7	Purdue	0	52,000
10/15	W	7	Michigan	6	54,212
10/29	L	3	(2) at Northwestern	6	48,000
11/5	W	28	(12) Iowa	0	42,000
11/12	L	0	(12) at Notre Dame (2)	19	55,245
11/19	W	21	at Wisconsin (12)	0	38,000
			97	38	

Final AP Ranking: 10

1939 Record: 3-4-1 (2-3-1/T7th)

Coach: Bernie Bierman (8th)		Associated Press National Champions			
Date	UM		Opp.	Att.	
9/30	W	62	Arizona	0	42,875
10/7	L	0	at Nebraska	6	33,000
10/14	T	13	Purdue	13	35,000
10/21	L	20	Ohio State (10)	23	55,000
11/4	L	7	Northwestern	14	53,200
11/11	W	20	at Michigan (10)	7	66,572
11/18	L	9	(20) at Iowa	13	50,000
11/25	W	23	Wisconsin	6	40,000
			154	82	

1940 Record: 8-0 (6-0/1st)

Coach: Bernie Bierman (9th)		Big Ten Champions			
Associated Press National Champions					
Other Services National Champions: Berryman, Board, Dickinson, Football Research, Houlgate, Litkenhous, National Championship Foundation, Sagarin					
Date	UM		Opp.	Att.	
9/28	W	19	Washington	14	46,000
10/5	W	13	Nebraska	7	41,000
10/19	W	13	(7) at Ohio State (15)	7	63,199
10/26	W	34	(6) Iowa	6	62,992
11/2	W	13	(4) at Northwestern	12	48,000
11/9	W	7	(2) Michigan (3)	6	60,481
11/16	W	33	(1) Purdue	6	30,140
11/23	W	22	(1) at Wisconsin	13	40,000
			154	71	

Final AP Ranking: 1

ALL-TIME RESULTS

1941 Record: 8-0 (5-0/1st)

Coach: Bernie Bierman (10th) **Big Ten Champions**

Associated Press National Champions

Other Services National Champions: Billingsley, Boand, Dunkel, Football Research, Helms, Litkenhous, National Championship Foundation, Poling, Sagarin

Date	UM	Opp.	Att.
9/27	W 14	at Washington	6
10/11	W 34	(1) Illinois	6
10/18	W 39	(1) Pittsburgh	0
10/25	W 7	(1) at Michigan (3)	0
11/1	W 8	(1) Northwestern	7
11/8	W 9	(2) Nebraska	0
11/15	W 34	(1) at Iowa	13
11/22	W 41	(1) Wisconsin	6
	186	38	

Final AP Ranking: 1

1942 Record: 5-4 (3-3/T4th)

Coach: Dr. George Hauser (1st)

Date	UM	Opp.	Att.
9/26	W 50	Pittsburgh	7
10/3	L 6	Iowa Seahawks	7
10/10	L 13	at Illinois	20
10/17	W 15	(14) at Nebraska	2
10/24	W 16	(13) Michigan (4)	14
10/31	W 19	(10) Northwestern	7
11/7	L 0	(7) Indiana	7
11/14	W 27	(16) Iowa	7
11/21	L 6	(10) Wisconsin (7)	20
	152	91	

Final AP Ranking: 19 (tie)

1943 Record: 5-4 (2-3/T3rd)

Coach: Dr. George Hauser (2nd)

Date	UM	Opp.	Att.
9/25	W 26	Missouri	13
10/2	W 54	(9) Nebraska	0
10/16	W 13	(13) Camp Grant	7
10/23	L 6	(11) at Michigan (10)	49
10/30	L 6	at Northwestern	42
11/6	L 7	Purdue	14
11/13	W 33	Iowa	14
11/20	W 25	Wisconsin	13
11/27	L 0	Iowa Seahawks	32
	170	184	

1944 Record: 5-3-1 (3-2-1/T4th)

Coach: Dr. George Hauser (3rd)

Date	UM	Opp.	Att.
9/23	L 13	Iowa Seahawks	19
9/30	W 39	Nebraska	0
10/7	L 13	Michigan	28
10/14	W 39	Missouri	27
10/28	L 14	at Ohio State	34
11/14	T 14	Northwestern	14
11/11	W 19	Indiana	14
11/18	W 46	at Iowa	0
11/25	W 28	at Wisconsin	26
	225	162	

1945 Record: 4-5 (1-5/T8th)

Coach: Bernie Bierman (11th)

Date	UM	Opp.	Att.
9/22	W 34	Missouri	0
10/6	W 61	at Nebraska	7
10/13	W 14	(5) Fort Warren	0
10/20	W 30	(5) Northwestern	7

10/27	L 7	(5) Ohio State (12)	20
11/3	L 0	(16) at Michigan (10)	26
11/10	L 0	(20) Indiana	49
11/17	L 19	at Iowa	20
11/24	L 12	Wisconsin	26
	177	155	

1946 Record: 5-4 (3-4/5th)

Coach: Bernie Bierman (12th)

Date	UM	Opp.	Att.
9/28	W 33	Nebraska	6
10/5	L 0	Indiana	21
10/12	L 7	at Northwestern	14
10/19	W 46	Wyoming	0
10/26	L 9	at Ohio State	39
11/2	L 0	Michigan (13)	21
11/9	W 13	Purdue	7
11/16	W 16	Iowa	6
11/23	W 6	at Wisconsin	0
	130	114	

1947 Record: 6-3 (3-3/T3rd)

Coach: Bernie Bierman (13th)

Date	UM	Opp.	Att.
9/27	W 7	Washington	6
10/4	W 28	at Nebraska	13
10/12	W 37	(17) Northwestern	21
10/18	L 13	(13) at Illinois	40
10/25	L 6	at Michigan (1)	13
11/1	W 29	Pittsburgh	0
11/8	W 26	Purdue	21
11/15	L 7	(20) at Iowa	13
11/22	W 21	Wisconsin	0
	174	127	

1948 Record: 7-2 (5-2/3rd)

Coach: Bernie Bierman (14th)

Date	UM	Opp.	Att.
9/25	W 20	at Washington	0
10/2	W 39	Nebraska	13
10/9	L 16	(8) at Northwestern	19
10/16	W 6	(11) Illinois	0
10/23	L 14	(13) Michigan (1)	27
10/30	W 30	(15) Indiana	7
11/6	W 34	(19) Purdue	7
11/13	W 28	(14) at Iowa	21
11/20	W 16	(15) at Wisconsin	0
	203	94	

Final AP Ranking: 16

1949 Record: 7-2 (4-2/3rd)

Coach: Bernie Bierman (15th)

Date	UM	Opp.	Att.
9/24	W 48	Washington	20
10/1	W 28	at Nebraska	6
10/8	W 21	(5) Northwestern	7
10/15	W 27	(5) at Ohio State (11)	0
10/22	L 7	(3) at Michigan (12)	14
10/29	L 7	(7) Purdue	13
11/5	W 55	(9) Iowa	7
11/12	W 24	(9) Pittsburgh	7
11/19	W 14	(8) Wisconsin	6
	231	80	

Final AP Ranking: 8

ALL-TIME RESULTS

1950 Record: 1-7-1 (1-4-1/7th)

Coach: Bernie Bierman (16th)

Date	UM	Opp.	Att.
9/30	L 13 (18) at Washington	28	49,500
10/7	L 26 Nebraska	32	47,710
10/14	L 6 at Northwestern	13	45,000
10/21	L 0 Ohio State (9)	48	53,192
10/28	T 7 Michigan (14)	7	59,412
11/4	L 0 Iowa	13	60,321
11/11	L 0 at Michigan State	27	47,461
11/18	W 27 Purdue	14	46,389
11/25	L 0 at Wisconsin (8)	14	45,000
79		196	

1951 Record: 2-6-1 (1-4-1/7th)

Coach: Wes Fesler (1st)

Date	UM	Opp.	Att.
9/29	L 20 Washington (8)	25	51,148
10/6	L 14 at California	55	69,000
10/13	L 7 Northwestern	21	51,915
10/20	W 39 Nebraska	20	54,625
10/27	L 27 at Michigan	54	83,060
11/3	T 20 at Iowa	20	40,000
11/10	W 16 Indiana	14	45,986
11/17	L 13 at Purdue	19	29,000
11/24	L 6 Wisconsin (8)	30	52,177
162		258	

1952 Record: 4-3-2 (3-1-2/5th)

Coach: Wes Fesler (2nd)

Date	UM	Opp.	Att.
9/27	L 13 at Washington	19	49,000
10/4	L 13 California	49	55,204
10/11	W 27 Northwestern	26	46,732
10/18	W 13 Illinois	7	54,787
10/25	L 0 at Michigan (19)	21	70,858
11/1	W 17 Iowa	7	60,376
11/8	T 14 Purdue	14	53,193
11/15	W 13 at Nebraska	7	40,000
11/22	T 21 at Wisconsin (13)	21	52,131
131		171	

1953 Record: 4-4-1 (3-3-1/5th)

Coach: Wes Fesler (3rd)

Date	UM	Opp.	TV	Att.
9/26	L 7 at USC (8)	17		66,698
10/3	L 0 Michigan State	21		60,995
10/10	W 30 at Northwestern	13		40,000
10/17	L 7 at Illinois	27		55,641
10/24	W 22 Michigan (5)	0		62,795
10/31	W 35 (14) Pittsburgh	14	NCAA*	49,092
11/7	W 28 (13) Indiana	20		58,527
11/14	L 0 (15) at Iowa	27		55,355
11/21	T 21 Wisconsin (8)	21		61,904
150		160		

1954 Record: 7-2 (4-2/4th)

Coach: Murray Warmath (1st)

Date	UM	Opp.	TV	Att.
9/25	W 19 Nebraska	7		53,027
10/2	W 46 at Pittsburgh	7		33,369
10/9	W 26 (18) Northwestern	7		53,663
10/16	W 19 (11) Illinois	6		63,339
10/23	L 0 (8) at Michigan	34		70,303
10/30	W 19 (8) Michigan State	13		63,360
11/6	W 44 (14) Oregon State	6		48,702
11/13	W 22 (13) Iowa	20		65,464
11/20	L 0 (10) at Wisconsin (17)	27		51,131
195		127		

Final UPI Ranking: 20

1955 Record: 3-6 (2-5/8th)

Coach: Murray Warmath (2nd)

Date	UM	Opp.	TV	Att.
9/24	L 0 Washington	30		56,989
10/1	L 6 Purdue	7		59,019
10/8	W 18 at Northwestern	7		38,000
10/15	L 13 at Illinois	21		45,995
10/22	L 13 Michigan (1)	14	NCAA*	63,530
10/29	W 25 USC (10)	19		64,047
11/5	L 0 at Iowa	26	NCAA*	52,459
11/12	L 14 at Michigan State	42		51,605
11/19	W 21 Wisconsin	6		61,996
110		172		

1956 Record: 6-1-2 (4-1-2/3rd)

Coach: Murray Warmath (3rd)

Date	UM	Opp.	TV	Att.
9/29	W 34 at Washington	14		41,000
10/6	W 21 Purdue	14		58,660
10/13	T 0 (17) Northwestern	0		62,006
10/20	W 16 Illinois	13		62,614
10/27	W 20 at Michigan (5)	7		84,639
11/3	W 9 (8) Pittsburgh	6		63,158
11/10	L 0 (6) Iowa	7	NCAA*	64,235
11/17	W 14 (17) Michigan State (3)	13	NCAA*	61,981
11/24	T 13 (7) at Wisconsin	13		54,149
127		87		

Final AP Ranking: 12 • Final UPI Ranking: 9

1957 Record: 4-5 (3-5/8th)

Coach: Murray Warmath (4th)

Date	UM	Opp.	TV	Att.
9/28	W 46 (6) Washington	7		62,468
10/5	W 21 (3) Purdue	17		64,629
10/12	W 41 (4) at Northwestern	6		38,000
10/19	L 13 (4) at Illinois	34		69,619
10/26	L 7 (14) Michigan (20)	24	NCAA*	63,523
11/2	W 34 Indiana	0		62,258
11/9	L 20 at Iowa	44		58,103
11/16	L 13 at Michigan State	42		65,718
11/23	L 6 Wisconsin (18)	14		61,891
201		188		

ALL-TIME RESULTS

1958 Record: 1-8 (1-6/9th)

Coach: Murray Warmath (5th)

Date	UM	Opp.	TV	Att.
9/27	L 21	at Washington	24	38,000
10/4	L 7	Pittsburgh	13	56,450
10/11	L 3	Northwestern	7	56,061
10/18	L 8	Illinois	20	58,174
10/25	L 19	at Michigan	20	72,981
11/1	L 0	at Indiana	6	25,000
11/8	L 6	Iowa	28	64,485
11/15	W 39	Michigan State	12	53,647
11/22	L 12	at Wisconsin (5)	27	54,517
			115	157

1959 Record: 2-7 (1-6/10th)

Coach: Murray Warmath (6th)

Date	UM	Opp.	TV	Att.
9/26	L 12	Nebraska	32	50,951
10/3	W 24	Indiana	14	52,927
10/10	L 0	at Northwestern	6	41,211
10/17	L 6	at Illinois	14	57,485
10/24	L 6	Michigan	14	57,354
10/31	W 20	Vanderbilt	6	49,284
11/7	L 0	at Iowa	33	57,000
11/14	L 23	at Purdue	29	34,655
11/21	L 7	Wisconsin (9)	11	NCAA* 53,467
			98	159

1960 Record: 8-2 (6-1/T1st)

Coach: Murray Warmath (7th) Co-Big Ten Champions

Associated Press National Champions

Other Services National Champions: Football News, National Football Foundation, UPI

Date	UM	Opp.	TV	Att.
9/24	W 26	at Nebraska (12)	14	38,000
10/1	W 42	(18) Indiana	0	53,725
10/8	W 7	(14) Northwestern	0	57,096
10/15	W 21	(10) Illinois	10	63,641
10/22	W 10	(6) at Michigan	0	69,352
10/29	W 48	(6) Kansas State	7	43,568
11/5	W 27	(3) Iowa (1)	10	65,610
11/12	L 14	(1) Purdue	23	61,348
11/19	W 26	(4) Wisconsin	7	NCAA* 55,576
1/2	L 7	(1) vs. Washington (6) Rose Bowl (Pasadena, Calif.)	17	NBC 97,314
			228	88

Final AP Ranking: 1 • Final UPI Ranking: 1

1961 Record: 8-2 (6-1/2nd)

Coach: Murray Warmath (8th)

Date	UM	Opp.	TV	Att.
9/30	L 0	Missouri	6	58,840
10/7	W 14	Oregon	7	50,499
10/14	W 10	at Northwestern	3	41,251
10/21	W 33	at Illinois	0	52,247
10/28	W 23	(6) Michigan	20	63,898
11/4	W 13	(5) Michigan State (1)	0	NCAA* 59,941
11/11	W 16	(5) at Iowa	9	NCAA* 60,100
11/18	W 10	(5) Purdue	7	67,081
11/25	L 21	(3) Wisconsin	23	66,232
1/1	W 21	(6) vs. UCLA Rose Bowl (Pasadena, Calif.)	3	NBC 98,214
			161	78

Final AP Ranking: 6 • Final UPI Ranking: 6

1962 Record: 6-2-1 (5-2/2nd)

Coach: Murray Warmath (9th)

Date	UM	Opp.	TV	Att.
9/29	T 0	Missouri	0	60,133
10/6	W 21	Navy	0	64,364
10/13	L 22	Northwestern	34	61,652
10/20	W 17	Illinois	0	59,427
10/27	W 17	at Michigan	0	65,484
11/3	W 28	at Michigan State	7	64,783
11/10	W 10	(10) Iowa	0	65,087
11/17	W 7	(8) Purdue	6	NCAA* 67,081
11/24	L 9	(5) at Wisconsin (3)	14	65,541
			131	61

Final AP Ranking: 10 • Final UPI Ranking: 10

1963 Record: 3-6 (2-5/9th)

Coach: Murray Warmath (10th)

Date	UM	Opp.	TV	Att.
9/28	L 7	Nebraska	14	61,140
10/5	W 24	Army	8	60,264
10/12	L 8	at Northwestern	15	NCAA* 45,763
10/19	L 6	at Illinois	16	61,229
10/26	W 6	Michigan	0	62,107
11/2	L 6	Indiana	24	51,657
11/9	L 13	at Iowa	27	59,300
11/16	L 11	at Purdue	13	38,924
11/28	W 14	Wisconsin	0	55,271
			95	117

1964 Record: 5-4 (4-3/T4th)

Coach: Murray Warmath (11th)

Date	UM	Opp.	TV	Att.
9/26	L 21	Nebraska	26	NCAA* 49,769
10/3	W 26	at California	20	53,000
10/10	W 21	Northwestern	18	53,257
10/17	L 0	Illinois	14	60,193
10/24	L 12	at Michigan	19	NCAA* 61,859
10/31	W 21	at Indiana	0	33,245
11/7	W 14	Iowa	13	64,301
11/14	W 14	Purdue	7	49,867
11/21	L 7	at Wisconsin	14	61,306
			136	131

1965 Record: 5-4-1 (5-2/T3rd)

Coach: Murray Warmath (12th)

Date	UM	Opp.	TV	Att.
9/17	T 20	at USC (7)	20	58,497
9/25	L 13	Washington State	14	46,917
10/2	L 6	Missouri	17	49,889
10/9	W 42	Indiana	18	46,010
10/16	W 14	at Iowa	3	59,200
10/23	W 14	Michigan	13	58,519
10/30	L 10	at Ohio State	11	84,359
11/6	W 27	Northwestern	22	50,565
11/13	L 0	at Purdue	35	NCAA* 45,587
11/20	W 42	Wisconsin	7	50,847
			188	160

ALL-TIME RESULTS

1966 Record: 4-5-1 (3-3-1/5th)

Coach: Murray Warmath (13th)

Date	UM	Opp.	TV	Att.
9/17	L 0	at Missouri	24	48,500
9/24	W 35	Stanford	21	43,351
10/1	L 14	Kansas	16	43,579
10/8	T 7	at Indiana	7	34,721
10/15	W 17	Iowa	0	62,631
10/22	L 0	at Michigan	49	71,749
10/29	W 17	Ohio State	7	NCAA* 49,489
11/5	W 28	at Northwestern	13	35,549
11/12	L 0	Purdue	16	49,085
11/19	L 6	at Wisconsin	7	45,372
	124	160		

1967 Record: 8-2 (6-1/T1st)

Coach: Murray Warmath (14th) Co-Big Ten Champions

Date	UM	Opp.	TV	Att.
9/23	W 13	Utah	12	43,105
9/30	L 0	at Nebraska (7)	7	65,347
10/7	W 23	SMU	3	41,528
10/14	W 10	at Illinois	7	NCAA* 56,103
10/21	W 21	Michigan State	0	56,334
10/28	W 20	Michigan	15	49,809
11/4	W 10	at Iowa	0	54,731
11/11	L 12	at Purdue	41	55,647
11/18	W 33	Indiana	7	50,013
11/25	W 21	Wisconsin	14	47,009
	163	106		

Final UPI Ranking: 14

1968 Record: 6-4 (5-2/T3rd)

Coach: Murray Warmath (15th)

Date	UM	Opp.	TV	Att.
9/21	L 20	(16) USC	29	60,820
9/28	L 14	(17) Nebraska (9)	17	55,362
10/5	W 24	Wake Forest	19	39,277
10/12	W 17	Illinois	10	49,864
10/19	W 14	at Michigan State	13	74,321
10/26	L 20	at Michigan (12)	33	69,384
11/2	L 28	Iowa	35	57,703
11/9	W 27	Purdue	13	NCAA* 49,780
11/16	W 20	at Indiana	6	49,234
11/23	W 23	at Wisconsin	15	39,214
	207	190		

1969 Record: 4-5-1 (4-3/4th)

Coach: Murray Warmath (16th)

Date	UM	Opp.	TV	Att.
9/20	L 26	(19) at Arizona State	48	50,202
9/27	T 35	Ohio	35	41,235
10/4	L 14	at Nebraska	42	52,136
10/11	L 7	at Indiana	17	52,804
10/18	L 7	Ohio State (1)	34	53,106
10/25	L 9	Michigan	35	44,028
11/1	W 35	at Iowa	8	56,143
11/8	W 28	Northwestern	21	41,576
11/15	W 14	at Michigan State	10	60,011
11/22	W 35	Wisconsin	10	40,458
	210	260		

1970 Record: 3-6-1 (2-4-1/7th)

Coach: Murray Warmath (17th)

Date	UM	Opp.	TV	Att.
9/19	L 12	at Missouri	34	NCAA* 57,200
9/26	W 49	Ohio	7	39,593
10/3	L 10	Nebraska (6)	35	52,287
10/10	W 23	Indiana	0	40,220
10/17	L 8	at Ohio State (1)	28	86,667
10/24	L 13	at Michigan (5)	39	NCAA* 83,496
10/31	T 14	Iowa	14	51,345
11/7	L 14	at Northwestern	28	33,437
11/14	W 23	Michigan State	13	42,834
11/21	L 14	at Wisconsin	39	50,167
	180	237		

1971 Record: 4-7 (3-5/T6th)

Coach: Murray Warmath (18th)

Date	UM	Opp.	TV	Att.
9/11	W 28	Indiana	0	28,549
9/18	L 7	at Nebraska	35	68,187
9/25	L 20	Washington State	31	32,020
10/2	W 38	Kansas	20	30,090
10/9	L 13	at Purdue	27	64,281
10/16	W 19	at Iowa	14	51,488
10/23	L 7	Michigan (4)	35	44,176
10/30	L 12	Ohio State (10)	14	36,281
11/6	L 20	at Northwestern	41	NCAA* 31,217
11/13	L 25	at Michigan State	40	61,419
11/20	W 23	Wisconsin	21	34,738
	212	278		

1972 Record: 4-7 (4-4/5th)

Coach: Cal Stoll (1st)

Date	UM	Opp.	TV	Att.
9/16	L 23	at Indiana	27	35,783
9/23	L 6	Colorado (3)	38	42,703
9/30	L 0	at Nebraska (7)	49	76,217
10/7	L 28	Kansas	34	31,595
10/14	L 3	Purdue	28	37,287
10/21	W 43	Iowa	14	44,196
10/28	L 0	at Michigan (5)	42	84,190
11/4	L 19	at Ohio State (5)	27	86,439
11/11	W 35	Northwestern	29	32,771
11/18	W 14	Michigan State	10	33,001
11/25	W 14	at Wisconsin	6	60,746
	185	304		

1973 Record: 7-4 (6-2/3rd)

Coach: Cal Stoll (2nd)

Date	UM	Opp.	TV	Att.
9/15	L 7	at Ohio State (3)	56	86,005
9/22	W 41	North Dakota	14	35,477
9/29	L 19	at Kansas	34	44,500
10/6	L 7	Nebraska (2)	48	56,782
10/13	W 24	Indiana	3	37,710
10/20	W 31	at Iowa	23	55,137
10/27	L 7	Michigan (4)	34	44,435
11/3	W 52	at Northwestern	43	30,081
11/10	W 34	Purdue	7	NCAA* 36,890
11/17	W 19	at Illinois	16	NCAA* 34,438
11/24	W 19	Wisconsin	17	34,412
	260	295		

ALL-TIME RESULTS

1974 Record: 4-7 (2-6/T7th)

Coach: Cal Stoll (3rd)

Date	UM	Opp.	TV	Att.
9/14	L 19	Ohio State (4)	34	45,511
9/21	W 42	North Dakota	30	34,870
9/28	W 9	Texas Christian	7	32,822
10/5	L 0	at Nebraska (6)	54	76,408
10/12	L 3	at Indiana	34	34,102
10/19	W 23	Iowa	17	48,579
10/26	L 0	at Michigan (3)	49	96,284
11/2	L 13	Northwestern	21	32,922
11/9	W 24	at Purdue	20	51,374
11/16	L 14	Illinois	17	31,423
11/23	L 14	at Wisconsin	49	55,869
			161	332

1975 Record: 6-5 (3-5/T7th)

Coach: Cal Stoll (4th)

Date	UM	Opp.	TV	Att.
9/13	L 14	at Indiana	20	35,594
9/20	W 38	Western Michigan	0	23,326
9/27	W 10	Oregon	7	34,300
10/4	W 21	Ohio	0	27,486
10/11	L 23	at Illinois	42	46,162
10/18	L 15	Michigan State	38	39,202
10/25	W 31	at Iowa	7	59,160
11/1	L 21	Michigan (7)	28	33,191
11/8	W 33	Northwestern	9	NCAA* 24,998
11/15	L 6	at Ohio State (1)	38	87,817
11/22	W 24	Wisconsin	3	37,578
			236	192

1976 Record: 6-5 (4-4/T3rd)

Coach: Cal Stoll (5th)

Date	UM	Opp.	TV	Att.
9/11	W 32	Indiana	13	34,004
9/18	W 28	Washington State	14	31,627
9/25	W 21	Western Michigan	10	33,229
10/2	L 7	at Washington	38	37,994
10/9	W 29	Illinois	14	52,606
10/16	W 14	at Michigan State	10	56,166
10/23	L 12	Iowa	22	53,222
10/30	L 0	at Michigan	45	NCAA* 104,426
11/6	W 38	at Northwestern	10	15,183
11/13	L 3	Ohio State (8)	9	53,190
11/20	L 17	at Wisconsin	26	60,304
			201	211

1977 Record: 7-5 (4-4/5th)

Coach: Cal Stoll (6th)

Date	UM	Opp.	TV	Att.
9/10	W 10	Western Michigan	7	29,619
9/17	L 7	at Ohio State (6)	38	87,799
9/24	W 27	UCLA	13	41,076
10/1	W 19	Washington	17	31,895
10/8	L 6	at Iowa	18	57,460
10/15	W 13	Northwestern	7	39,021
10/22	W 16	Michigan (1)	0	44,165
10/29	L 22	(19) at Indiana	34	30,399
11/5	L 10	Michigan State	29	30,600
11/12	W 21	at Illinois	0	37,689
11/19	W 13	Wisconsin	7	30,742
12/22	L 7	vs. Maryland Hall of Fame Bowl	17	Mizlou 47,000
			171	187

1978 Record: 5-6 (4-4/5th)

Coach: Cal Stoll (7th)

Date	UM	Opp.	TV	Att.
9/16	W 38	Toledo	12	31,223
9/23	L 10	Ohio State (16)	27	55,200
9/30	L 3	at UCLA	17	40,369
10/7	L 14	Oregon State	17	35,083
10/14	W 22	Iowa	20	51,381
10/21	W 38	at Northwestern	14	16,452
10/28	L 10	at Michigan (8)	42	105,308
11/4	W 32	Indiana	31	39,797
11/11	L 9	at Michigan State	33	72,122
11/18	W 24	Illinois	6	25,388
11/25	L 10	at Wisconsin	48	61,000
			210	267

1979 Record: 4-6-1 (3-5-1/6th)

Coach: Joe Salem (1st)

Date	UM	Opp.	TV	Att.
9/8	W 24	Ohio	10	33,435
9/15	L 17	Ohio State (15)	21	ESPN 43,515
9/22	L 14	at USC (1)	48	61,966
9/29	W 38	Northwestern	8	33,998
10/6	W 31	Purdue	14	47,281
10/13	L 21	at Michigan (11)	13	104,677
10/20	W 24	at Iowa	7	60,050
10/27	T 17	Illinois	17	46,449
11/3	L 24	at Indiana	42	35,591
11/10	L 17	at Michigan State	31	NCAA* 75,131
11/17	L 37	Wisconsin	42	37,274
			264	271

1980 Record: 5-6 (4-5/5th)

Coach: Joe Salem (2nd)

Date	UM	Opp.	TV	Att.
9/13	W 38	Ohio	14	35,114
9/20	L 0	at Ohio State	24	NCAA* 87,916
9/27	L 7	USC (5)	47	55,115
10/4	W 49	at Northwestern	21	17,747
10/11	L 7	at Purdue	21	69,399
10/18	L 14	Michigan	37	56,297
10/25	W 24	Iowa	6	58,158
11/1	W 21	at Illinois	18	51,202
11/8	W 31	Indiana	7	NCAA* 30,092
11/15	L 12	Michigan State	30	30,329
11/22	L 7	at Wisconsin	25	54,229
			210	250

1981 Record: 6-5 (4-5/6th)

Coach: Joe Salem (3rd)

Date	UM	Opp.	TV	Att.
9/12	W 19	Ohio	17	40,086
9/19	W 16	Purdue	13	WLFI-TV 41,530
9/26	W 42	Oregon State	12	NCAA* 30,890
10/3	L 29	at Illinois	38	63,814
10/10	W 35	Northwestern	23	45,949
10/17	L 16	at Indiana	17	46,460
10/24	W 12	at Iowa (6)	10	NCAA* 60,000
10/31	L 13	Michigan (15)	34	ON-TV 52,875
11/7	W 35	Ohio State (18)	31	WOSU-TV 42,793
11/14	L 36	at Michigan State	43	56,571
11/21	L 21	Wisconsin	26	SNI 47,125
			274	264

ALL-TIME RESULTS

1990 Record: 6-5 (5-3/6th)

Coach: John Gutekunst (5th)					
Date	UM	Opp.	TV	Att.	
9/8	L 29	Utah	35	KUTV-TV	32,229
9/15	W 20	Iowa State	16		37,108
9/22	L 0	at Nebraska (8)	56		76,354
10/6	W 19	at Purdue	7		34,123
10/13	W 35	Northwestern	25		32,522
10/20	W 12	Indiana	0		38,227
10/27	L 23	at Ohio State	52		83,945
11/3	W 21	at Wisconsin	3		51,189
11/10	L 16	Michigan State (24)	28		38,731
11/17	L 18	at Michigan (16)	35		102,112
11/24	W 31	Iowa (13)	24		64,694
	224		281		

1991 Record: 2-9 (1-7/10th)

Coach: John Gutekunst (6th)					
Date	UM	Opp.	TV	Att.	
9/14	W 26	San Jose State	20		47,914
9/21	L 0	at Colorado (19)	58		52,147
9/28	L 13	Pittsburgh (18)	14	ABC	39,511
10/5	L 3	at Illinois (22)	24	ESPN	57,981
10/12	W 6	Purdue	3		31,939
10/19	L 12	at Michigan State	20		75,097
10/25	L 6	Michigan (4)	52		32,577
11/2	L 8	at Indiana	34		44,095
11/9	L 6	Ohio State (19)	35	ESPN	30,145
11/16	L 16	Wisconsin	19		36,133
11/23	L 8	at Iowa (8)	23		69,500
	104		302		

1992 Record: 2-9 (2-6/10th)

Coach: Jim Wacker (1st)					
Date	UM	Opp.	TV	Att.	
9/12	L 30	San Jose State	39		36,912
9/19	L 20	Colorado (11)	21		33,719
9/26	L 33	at Pittsburgh	41		31,129
10/3	W 18	Illinois	17		32,112
10/10	L 20	at Purdue	24		30,635
10/17	L 15	Michigan State	20		35,594
10/24	L 13	at Michigan (3)	63		106,579
10/31	L 17	Indiana	24		31,741
11/7	L 0	at Ohio State (22)	17		91,764
11/14	L 6	at Wisconsin	34		48,754
11/21	W 28	Iowa	13		57,368
	200		313		

1993 Record: 4-7 (3-5/78th)

Coach: Jim Wacker (2nd)					
Date	UM	Opp.	TV	Att.	
9/4	L 20	at Penn State (17)	38	MSC	95,387
9/11	W 27	Indiana State	10		30,719
9/18	L 25	Kansas State	30		36,245
9/25	L 17	at San Diego State	48	KMSP-TV	41,487
10/2	L 19	Indiana	23		33,315
10/9	W 59	Purdue	56		31,293
10/16	W 28	at Northwestern	26		27,814
10/23	W 28	Wisconsin (15)	21		64,798
11/6	L 20	at Illinois	23	ESPN	50,192
11/13	L 7	Michigan	58	ESPN	43,603
11/20	L 3	at Iowa	21		66,840
	253		354		

1994 Record: 3-8 (1-7/11th)

Coach: Jim Wacker (3rd)					
Date	UM	Opp.	TV	Att.	
9/3	L 3	Penn State (9)	56	MSC	51,134
9/10	W 33	Pacific	7	MSC	37,719
9/17	W 40	San Diego State	17	MSC	32,212
9/24	L 0	at Kansas State	35	MSC	40,002
10/1	L 14	at Indiana	25	MSC	38,195
10/8	L 37	at Purdue	49	MSC	33,158
10/15	L 31	Northwestern	37	MSC	44,377
10/22	W 17	at Wisconsin	14	MSC	77,745
11/5	L 17	Illinois	21	MSC	35,069
11/12	L 22	at Michigan (19)	38	MSC	105,624
11/19	L 42	Iowa	49	MSC	53,340
	256		348		

1995 Record: 3-8 (1-7/10th)

Coach: Jim Wacker (4th)					
Date	UM	Opp.	TV	Att.	
9/16	W 31	Ball State	7	MSC	48,420
9/23	L 17	at Syracuse	27	Creative	42,780
9/30	W 55	Arkansas State	7	MSC	42,472
10/7	W 39	Purdue	38	MSC	39,343
10/14	L 17	Northwestern	27	MSC	50,504
10/21	L 31	at Michigan State	34	MSC	70,123
10/28	L 17	at Michigan (9)	52	ABC	104,929
11/4	L 21	Ohio State (4)	49	ESPN2	46,418
11/11	L 27	Wisconsin	34	ESPN2	64,016
11/18	L 14	at Illinois	48	MSC	45,521
11/25	L 3	at Iowa	45	MSC	65,794
	272		368		

1996 Record: 4-7 (1-7/19th)

Coach: Jim Wacker (5th)					
Date	UM	Opp.	TV	Att.	
9/7	W 30	at NE Louisiana	3	MSC	24,842
9/14	W 26	Ball State	23	MSC	41,007
9/21	W 35	Syracuse (23)	33	ESPN2	45,756
10/5	L 27	at Purdue	30	Creative	44,908
10/12	L 24	at Northwestern (15)	26	ESPN2	35,848
10/19	L 9	Michigan State	27		45,434
10/26	L 10	Michigan (10)	44	ESPN2	41,246
11/2	L 0	at Ohio State (2)	45	ESPN2	93,588
11/9	L 28	at Wisconsin	45	Creative	78,006
11/16	W 23	Illinois	21	MSC	34,321
11/23	L 24	Iowa	43	ESPN2	53,349
	236		340		

1997 Record: 3-9 (1-7/19th)

Coach: Glen Mason (1st)					
Date	UM	Opp.	TV	Att.	
8/30	L 3	at Hawaii	17	MSC	31,510
9/13	W 53	Iowa State	29	MSC	55,943
9/20	W 20	at Memphis	17	MSC	23,208
9/27	L 43	Houston	45	MSC	36,447
10/4	L 10	at Michigan State	31	MSC	75,263
10/11	L 43	Purdue	59	MSC	37,821
10/18	L 15	at Penn State (1)	16	ESPNR	96,953
10/25	L 21	Wisconsin	22	ESPN2	57,563
11/1	L 3	at Michigan (4)	24	ESPNR	106,577
11/8	L 3	Ohio State (7)	31	MSC	47,706
11/15	W 24	Indiana	12	MSC	33,905
11/22	L 0	at Iowa	31	MSC	64,591
	238		334		

ALL-TIME RESULTS

1998 Record: 5-6 (2-6/T7th)

Coach: Glen Mason (2nd)

Date	UM	Opp.	TV	Att.
9/5	W 17	Arkansas State	14	MSC 40,112
9/12	W 14	at Houston	7	MSC 17,540
9/19	W 41	Memphis	14	MSC 35,919
10/3	L 21	at Purdue	56	MSC 56,809
10/10	L 17	Penn State (13)	27	ABC 40,456
10/17	L 15	at Ohio State (1)	45	ESPN 93,183
10/24	W 19	Michigan State	18	ESPNR 41,327
10/31	L 10	Michigan (22)	15	ESPN 41,310
11/7	L 7	at Wisconsin (8)	26	ESPN 78,767
11/14	L 19	at Indiana	20	MSC 30,049
11/21	W 49	Iowa	7	MSC 50,640
229		249		

1999 Record: 8-4 (5-3/T4th)

Coach: Glen Mason (3rd)

Date	UM	Opp.	TV	Att.
9/4	W 33	Ohio	7	MSC 35,552
9/11	W 35	UL Monroe	0	MSC 38,137
9/18	W 55	Illinois State	7	MSC 33,726
10/2	W 33	at Northwestern	14	MSC 24,439
10/9	L 17	(25) Wisconsin (20) OT	20	ESPNR 63,108
10/16	W 37	at Illinois	7	ESPN2 49,152
10/23	L 17	(24) Ohio State (22)	20	ESPN 50,842
10/30	L 28	Purdue (18)	33	ESPN 48,869
11/6	W 24	at Penn State (2)	23	ESPN2 96,753
11/13	W 44	(20) Indiana	20	ESPNR 47,852
11/20	W 25	(17) at Iowa	21	MSC 55,386
12/31	L 20	(12) vs. Oregon Wells Fargo Sun Bowl	24	CBS 48,757
368		196		

Final AP Ranking: 18 • Final ESPN/USA Today Ranking: 17

2000 Record: 6-6 (4-4/T4th)

Coach: Glen Mason (4th)

Date	UM	Opp.	TV	Att.
9/2	W 47	UL Monroe	10	MSC 40,183
9/9	L 17	Ohio	23	MSC 41,637
9/16	W 34	at Baylor	9	FSN 20,125
9/23	L 24	at Purdue (21)	38	ESPN 67,425
9/30	W 44	Illinois (22)	10	ESPN 44,462
10/7	W 25	Penn State	16	ESPN2 44,439
10/14	W 29	at Ohio State (6)	17	ESPN2 98,120
10/21	L 43	(22) at Indiana	51	MSC 30,882
10/28	L 35	Northwestern (23)	41	ESPN2 59,004
11/4	L 20	at Wisconsin	41	ESPN2 79,171
11/18	W 27	Iowa	24	ESPNR 54,387
12/28	L 30	vs. North Carolina State Mironpc.com Bowl	38	TBS 28,359
375		318		

2001 Record: 4-7 (2-6/T10th)

Coach: Glen Mason (5th)

Date	UM	Opp.	TV	Att.
8/30	L 7	at Toledo	38	34,950
9/8	W 44	Louisiana-Lafayette	14	35,089
9/29	L 28	Purdue (24) OT	35	ESPN2 40,160
10/6	L 14	at Illinois	25	ESPNR 53,225
10/13	L 17	at Northwestern	23	ESPNR 31,097
10/20	W 28	Michigan State	19	47,385
10/27	W 66	Murray State	10	36,981
11/3	L 28	Ohio State	31	ESPN 45,407
11/10	L 10	at Michigan (12)	31	ESPN2 110,828
11/17	L 24	at Iowa	42	ESPN2 65,491
11/24	W 42	Wisconsin	31	ESPN2 55,890
308		299		

2002 Record: 8-5 (3-5/7th)

Coach: Glen Mason (6th)

Date	UM	Opp.	TV	Att.
8/31	W 42	Southwest Texas State	0	32,209
9/7	W 35	at Louisiana-Lafayette	11	ESPNR 20,512
9/14	W 31	Toledo	21	36,640
9/21	W 41	Buffalo	17	34,294
9/28	L 15	at Purdue	28	ESPN2 56,839
10/3	W 31	Illinois	10	ESPN2 32,663
10/10	W 45	Northwestern	42	37,729
10/19	W 28	at Michigan State	7	ESPNR 74,232
11/2	L 3	(23) at Ohio State (6)	34	ABC 104,897
11/9	L 24	Michigan (13)	41	ESPN 53,773
11/16	L 21	Iowa (6)	45	ESPN 65,184
11/23	L 31	at Wisconsin	49	78,843
12/30	W 29	vs. Arkansas (25) Gaylord Hotels Music City Bowl	14	ESPN 39,183
376		319		

2003 Record: 10-3 (5-3/T4th)

Coach: Glen Mason (7th)

Date	UM	Opp.	TV	Att.
8/30	W 49	Tulsa	10	36,623
9/6	W 48	Troy State	7	ESPNR 31,393
9/13	W 42	at Ohio	20	ESPNR 20,227
9/20	W 48	(24) Louisiana-Lafayette	14	34,929
9/27	W 20	(24) at Penn State	14	ESPN 106,735
10/4	W 42	(21) at Northwestern	17	ESPNR 23,539
10/10	L 35	(17) Michigan (20)	38	ESPN 62,374
10/18	L 38	(25) Michigan State (15)	44	ESPN2 38,778
10/25	W 36	at Illinois	10	ESPNR 46,407
11/1	W 55	(24) Indiana	7	45,398
11/8	W 37	(24) Wisconsin	34	ESPN 59,543
11/15	L 22	(19) at Iowa (20)	40	ESPN2 70,397
12/31	W 31	(24) vs. Oregon Wells Fargo Sun Bowl	30	CBS 49,894
503		285		

Final AP Ranking: 20 • Final ESPN/USA Today Ranking: 17

2004 Record: 7-5 (3-5/8th)

Coach: Glen Mason (8th)

Date	UM	Opp.	TV	Att.
9/4	W 63	(22) Toledo	21	ESPN2 45,144
9/11	W 37	(22) Illinois State	21	ESPNR 34,006
9/18	W 34	(22) at Colorado State	16	ESPN2 33,501
9/25	W 43	(19) Northwestern	17	ESPN2 44,657
10/2	W 16	(18) Penn State	7	ESPNR 50,386
10/9	L 24	(13) at Michigan (14)	27	ESPN 111,518
10/16	L 17	(19) at Michigan State	51	ESPN 72,383
10/23	W 45	Illinois	0	46,526
10/30	L 21	(24) at Indiana	30	22,282
11/6	L 14	at Wisconsin (5)	38	ABC 83,069
11/13	L 27	Iowa (19)	29	ESPN 64,719
12/31	W 20	vs. Alabama Gaylord Hotels Music City Bowl	16	ESPN 66,089
361		273		

ALL-TIME RESULTS

2005 Record: 7-5 (4-4/7th)

Coach: Glen Mason (9th)

Date	UM	Opp.	TV	Att.
9/1	W 41	at Tulsa	10 ESPN2	33,410
9/10	W 56	Colorado State	24 ESPN2	40,221
9/17	W 46	Florida Atlantic	7 FSN	40,709
9/24	W 42	Purdue (11) 2OT	35 ESPN	48,116
10/1	L 14	(18) at Penn State	44 ABC	106,604
10/8	W 23	at Michigan	20 ABC	111,117
10/15	L 34	(22) Wisconsin (23)	38 ESPN	65,089
10/29	L 31	Ohio State (12)	45 ABC	54,825
11/5	W 42	at Indiana	21 ESPN2	30,656
11/12	W 41	Michigan State	18 ESPNR	45,187
11/19	L 28	at Iowa	52 ESPN2	70,585
12/30	L 31	vs. Virginia	34 ESPN	40,519
Gaylord Hotels Music City Bowl (Nashville, Tenn.)				
429			348	

2006 Record: 6-7 (3-5/16th)

Coach: Glen Mason (10th)

Date	UM	Opp.	TV	Att.
8/31	W 44	at Kent State	0 ESPN360	20,126
9/9	L 17	at California (22)	42 TBS	55,035
9/16	W 62	Temple	0	45,612
9/23	L 21	at Purdue	27 ESPN2	54,620
9/30	L 14	Michigan (6)	28 ESPN	50,805
10/7	L 27	Penn State OT	28 ESPNR	45,227
10/14	L 12	at Wisconsin (25)	48 ESPN	82,010
10/21	W 10	North Dakota State	9 FSN	62,845
10/28	L 0	at Ohio State (1)	44 ABC	105,443
11/4	W 63	Indiana	26 ESPN360	44,610
11/11	W 31	at Michigan State	18 ESPNU	64,807
11/18	W 34	Iowa	24 ESPNR	64,140
12/29	L 41	vs. Texas Tech OT	44 NFL	48,391
Insight Bowl (Tempe, Ariz.)				
376			338	

2007 Record: 1-11 (0-8/11th)

Coach: Tim Brewster (1st)

Date	UM	Opp.	TV	Att.
9/1	L 31	Bowling Green OT	32 BTN	49,253
9/8	W 41	Miami (Ohio) 3OT	35 BTN	45,383
9/15	L 39	at Florida Atlantic	42 ESPN360	10,759
9/22	L 31	Purdue	45 ESPN2	47,483
9/29	L 7	Ohio State (8)	30 ESPN2	51,611
10/6	L 20	at Indiana	40 BTN	32,009
10/13	L 48	at Northwestern 2OT	49 BTN	23,314
10/20	L 21	North Dakota State	27 BTN	63,088
10/27	L 10	at Michigan (19)	34 ESPN	109,432
11/3	L 17	Illinois	44 BTN	46,604
11/10	L 16	at Iowa	21 BTN	70,585
11/17	L 34	Wisconsin (24)	41 BTN	59,116
315			440	

2008 Record: 7-6 (3-5/7th)

Coach: Tim Brewster (2nd)

Date	UM	Opp.	TV	Att.
8/30	W 31	Northern Illinois	27 BTN	44,029
9/6	W 42	at Bowling Green	17 ESPN2	23,184
9/13	W 35	Montana State	23 BTN	43,929
9/20	W 37	Florida Atlantic	3	BTN 41,003
9/27	L 21	at Ohio State (14)	34	BTN 105,175
10/4	W 16	Indiana	7	BTN 40,511
10/11	W 27	at Illinois	20	ESPN 62,870
10/25	W 17	(25) at Purdue	6	ESPN 54,215
11/1	L 17	(20) Northwestern	24	ESPN2 54,112
11/8	L 6	Michigan	29	ABC 55,040
11/15	L 32	at Wisconsin	35	ESPN 81,228
11/22	L 0	Iowa	55	BTN 64,071
12/31	L 21	vs. Kansas	42	NFL 49,103
Insight Bowl (Tempe, Ariz.)				
315			440	

2009 Record: 6-7 (3-5/8th)

Coach: Tim Brewster (3rd)

Date	UM	Opp.	TV	Att.
9/5	W 23	at Syracuse OT	20 ESPN2	48,617
9/12	W 20	Air Force	13	BTN 50,805
9/19	L 21	California (8)	35	ESPN 50,805
9/26	W 35	at Northwestern	24	BTN 22,091
10/3	L 28	Wisconsin	31	ESPN 50,805
10/10	W 35	Purdue	20	ESPN2 50,805
10/17	L 0	at Penn State (14)	20	ABC 107,981
10/24	L 7	at Ohio State (18)	38	ESPN 105,011
10/31	W 42	Michigan State	34	BTN 50,805
11/7	L 32	Illinois	35	BTN 50,805
11/14	W 16	South Dakota State	13	BTN 50,805
11/21	L 0	at Iowa (15)	12	ESPN 70,585
12/31	L 13	vs. Iowa State	14	NFL 45,090
Insight Bowl (Tempe, Ariz.)				
272			309	

2010 Record: 3-9 (2-6/9th)

Coach: Tim Brewster (4th - Fired after 7 games); Jeff Horton (interim)

Date	UM	Opp.	TV	Att.
9/2	W 24	at Middle Tennessee State	17	ESPNU 25,908
9/11	L 38	South Dakota	41	BTN 49,554
9/18	L 21	USC (18)	32	ESPN 50,442
9/25	L 23	Northern Illinois	34	BTN 49,368
10/2	L 28	Northwestern	29	ESPN 49,228
10/9	L 23	at Wisconsin (20)	41	ESPN 80,328
10/16	L 17	at Purdue	28	ESPN2 47,319
10/23	L 21	Penn State	33	ESPNU 48,479
10/30	L 10	Ohio State (10)	52	ABC 48,717
11/6	L 8	at Michigan State (16)	31	BTN 71,128
11/13	W 38	at Illinois	34	BTN 55,549
11/27	W 27	Iowa (24)	24	BTN 50,805
278			396	

ALL-TIME RESULTS

2011 Record: 3-9 (2-6/6th-Legends Division)

Coach: Jerry Kill (1st)

Date	UM	Opp.	TV	Att.
9/3	L 17	at USC (25)	19	ABC 68,273
9/10	L 21	New Mexico State	28	BTN 48,807
9/17	W 29	Miami (Ohio)	23	BTN 49,950
9/24	L 24	North Dakota State	37	BTN 48,802
10/1	L 0	at Michigan	58	BTN 111,106
10/8	L 17	at Purdue	45	ESPN 38,207
10/22	L 14	Nebraska	41	ABC 49,187
10/29	W 22	Iowa	21	BTN 46,543
11/5	L 24	at Michigan State (15)	31	BTN 72,219
11/12	L 13	Wisconsin (16)	42	BTN 49,158
11/19	L 13	at Northwestern	28	BTN 26,215
11/26	W 27	Illinois	7	BTN 41,549
	221	380		

2012 Record: 6-7 (2-6/6th-Legends Division)

Coach: Jerry Kill (2nd)

Date	UM	Opp.	TV	Att.
8/30	W 30	at UNLV	30T 27	CBSN 16,013
9/8	W 44	New Hampshire	7	BTN 47,022
9/15	W 28	Western Michigan	23	BTN 44,921
9/22	W 17	Syracuse	10	BTN 50,805
9/29	L 13	at Iowa	31	ESPN2 70,585
10/13	L 13	Northwestern	21	ESPN2 49,651
10/20	L 13	at Wisconsin	38	ESPN 80,587
10/27	W 44	Purdue	28	BTN 41,062
11/3	L 13	Michigan	35	BTN 48,801
11/10	W 17	at Illinois	3	BTN 46,912
11/17	L 14	at Nebraska (16)	38	BTN 85,330
11/24	L 10	Michigan State	26	BTN 44,194
12/28	L 31	vs. Texas Tech	34	ESPN 50,386
		Meineke Car Care Bowl (Houston, Texas)		
	287	321		

2013 Record: 8-5 (4-4/4th-Legends Division)

Coach: Jerry Kill (3rd)

Date	UM	Opp.	TV	Att.
8/29	W 51	UNLV	23	BTN 44,217
9/7	W 44	at New Mexico State	21	BTN2Go 16,418
9/14	W 29	Western Illinois	12	BTN 42,127
9/21	W 43	San Jose State	24	ESPN2 45,647
9/28	L 7	Iowa	23	ABC 51,382
10/5	L 13	at Michigan (19)	42	ABC 111,079
10/19	W 20	at Northwestern	17	ESPN2 36,587
10/26	W 34	Nebraska (25)	23	ESPN 49,995
11/2	W 42	at Indiana	39	BTN 44,625
11/9	W 24	Penn State	10	ESPN2 48,123
11/23	L 7	Wisconsin (16)	20	ESPN 53,090
11/30	L 3	at Michigan State (11)	14	BTN 71,418
12/27	L 17	vs. Syracuse	21	ESPN 32,327
		Texas Bowl (Houston, Texas)		
	334	289		

2014 Record: 8-5 (5-3/T2nd-West Division)

Coach: Jerry Kill (4th)

Date	UM	Opp.	TV	Att.
8/28	W 42	Eastern Illinois	20	BTN 44,344
9/6	W 35	Middle Tennessee	24	BTN 47,223
9/13	L 7	at TCU	30	FS1 43,958
9/20	W 24	San Jose State	7	BTN 47,739
9/27	W 30	at Michigan	14	ABC 102,926
10/11	W 24	Northwestern	17	BTN 49,051
10/18	W 39	Purdue	38	BTN 51,241
10/25	L 24	at Illinois	28	ESPN 44,437
11/8	W 51	Iowa	14	ESPN2 49,680
11/15	L 24	Ohio State (8)	31	ABC 45,778
11/22	W 28	at Nebraska (21)	24	ESPN 91,186
11/29	L 24	(22) at Wisconsin (14)	34	BTN 80,341
1/1	L 17	vs. Missouri (16)	33	ABC 48,624
		Citrus Bowl (Orlando, Fla.)		
	369	314		

2015 Record: 6-7 (2-6/T5th-West Division)

Coach: Jerry Kill (5th - Resigned after 7 games); Tracy Claeys (1st)

Date	UM	Opp.	TV	Att.
9/3	L 17	TCU (2)	23	ESPN 54,147
9/12	W 23	at Colorado State	OT 20	CBSN 32,500
9/19	W 10	Kent State	7	BTN 52,823
9/26	W 27	Ohio	24	BTN 53,917
10/3	L 0	at Northwestern (16)	27	BTN 30,044
10/10	W 41	at Purdue	13	ESPN 33,780
10/17	L 25	Nebraska	48	ESPN2 54,062
10/31	L 26	Michigan (15)	29	ESPN 50,709
11/7	L 14	at Ohio State (1)	28	ABC 108,075
11/14	L 35	at Iowa (8)	40	BTN 70,585
11/21	W 32	Illinois	23	ESPN 47,976
11/28	L 21	Wisconsin	31	BTN 52,850
12/28	W 21	vs. Central Michigan	14	ESPN2 34,217
		Quick Lane Bowl (Detroit, Mich.)		
	292	327		

2016 Record: 9-4 (5-4/T4th-West Division)

Coach: Tracy Claeys (2nd)

Date	UM	Opp.	TV	Att.
9/1	W 30	Oregon State	23	BTN 44,582
9/10	W 58	Indiana State	28	ESPN 41,026
9/24	W 31	Colorado State	24	ESPN 44,854
10/1	L 26	at Penn State	OT 29	BTN 95,332
10/8	L 7	Iowa	14	ESPN2 49,145
10/15	W 31	at Maryland	10	ESPN 41,465
10/22	W 34	Rutgers	32	ESPN 46,096
10/29	W 40	at Illinois	17	BTN 40,090
11/5	W 44	Purdue	31	BTN 42,832
11/12	L 17	at Nebraskav(21)	24	BTN 90,456
11/19	W 29	Northwestern	12	BTN 38,162
11/26	L 17	at Wisconsin (5)	31	BTN 77,216
12/27	W 17	vs. Washington State	12	ESPN 48,704
		Holiday Bowl (San Diego, Calif.)		
	381	287		

Television key:

NCAA* – game carried by various networks per the NCAA Television package.

Exact network information was not available.

BTN – Big Ten Network

CBSN – College Sports Network

ESPNR – ESPN Regional / ESPN Plus

ESPN2 – ESPN Classic

FSN – Fox Sports Net North

FS1 – Fox Sports 1

NFL – NFL Network

MSC – Midwest Sports Channel

Creative – Creative Sports

GOPHERS ON THE RADIO

GOPHER SPORTS PROPERTIES

Gopher Sports Properties is a property of Learfield Sports and the dedicated multimedia rights holder representing University of Minnesota Athletics. In complete collaboration with the University, this local team is committed to extending the Golden Gophers' brand affinity to businesses and corporations of all sizes looking to align with the university's loyal and passionate fan base. Gopher Sports Properties manages all aspects of the multimedia rights relationship, providing corporate partners both traditional and new media opportunities through venue signage; digital engagement; event sponsorships and promotion; game day hospitality and luxury seating as well as radio game broadcasts and auxiliary programming across the 50-plus station statewide Gopher Radio Network.

General Manager Greg Gerlach, entering his 14th season with Learfield, spearheads operations and works closely with the entire athletics administration. In more than 40 years, Learfield has placed a great emphasis on developing trusted, long-term relationships with some of the most revered institutions and associations in the world of college athletics currently managing multimedia rights for prominent universities in all of the major athletic conferences. The company also partners with NACDA (National Association of Collegiate Directors of Athletics) and USA Today to present the Learfield Sports Directors' Cup, which annually recognizes the top overall collegiate programs in the country.



Gopher Radio Network broadcast team

GOPHERS RADIO PARTNERSHIPS

In June 2017, the University of Minnesota Department of Athletics, in conjunction with multimedia rights holder Gopher Sports Properties, announced a multi-year agreement with iHeartMedia Minneapolis that will keep Gopher football radio broadcasts on KFAN (100.3 KFAN-FM) while bringing men's and women's basketball and men's hockey to iHeartMedia channels.

In addition to play-by-play coverage of all Gopher football games, related football programming, including the weekly coach's show Gopher Football Weekly with P.J. Fleck, as well as a one-hour weekly show dedicated to Gopher Athletics, is broadcast on KFAN as well as nationally on iHeart Radio as well as XM/Satellite Radio. Gopher Football radio programming can also heard as well on the Gopher Radio Network, consisting of more than 40 stations that provide border to border coverage of Gopher Football and auxiliary programming. For a radio affiliate in your area please visit gophersports.com and then the multimedia section.

The radio broadcast team for Golden Gopher football consists of play-by-play man Mike Grimm, analyst Darrell Thompson and sideline reporter Justin Gaard.

Grimm will be calling Minnesota Football games for his seventh season in 2017. He has also served as the voice of Golden Gopher basketball since 2006. He had handled the halftime, pregame and postgame shows for Gopher football since 2006 as well. Thompson is the Gophers' all-time leading rusher. The NFL veteran has been serving as a color analyst for Minnesota football broadcasts since 1998. Gaard is an Edina, Minn. native, who attended Minnesota. He is the producer of the popular Bumper to Bumper with Dan Barreiro show on KFAN and is also the co-host of Enough Said on Fox 9.

GOLDEN GOPHER RADIO

NETWORK AFFILIATES

Market	Station	Freq.
Ada/Fargo	KRJB FM	106.5
Ada/Mahonmen	KRJM FM	101.5
Aitkin	KKIN FM	94.3
Albert Lea	KATE AM	1450
Alexandria	KULO FM	94.3
Austin	KAUS AM	1480
Bemidji	KBUN AM	1450
Bemidji	KAUS FM	1480
Benson	KSCR FM	93.5
Brainerd	KVBR AM	1340
Brainerd-Baxter	KBLB FM	93.3
Buffalo	KRWC AM	1360
Crookston	KROX AM	1260
Detroit Lakes	KDLM AM	1340
Duluth-Superior	KDAL AM	610
Ely	WELY FM	94.5
Fairmont	KSUM AM	1370
Glenwood	KMGK FM	107.1
Grand Rapids	KOZY AM	1320
Little Falls	KLTF AM	960
Mankato	KRBI FM	105.5
Marshall	KMHL AM	1400
Minneapolis	KFAN AM	1130
Minneapolis	KTLK FM	100.3
Montevideo	KDMA AM	1460
New Prague	KRDS FM	95.5
New Prague	KCHK AM	1350
Owatonna	KRFO AM	1390
Park Rapids	KPRM AM	870
Pipestone	KLOH AM	1050
Preston	KVGO FM	104.3
Red Wing	KCUE AM	1250
Red Wing	KWNG FM	105.9
Rochester	KROC AM	1340
St. Cloud	KXSS FM	1390
Thief River Falls	KTRF AM	1230
Thief River Falls	KKAQ AM	1460
Wadena	KVKK AM	1070
Walker	KAKK AM	1570
Willmar	KRVY FM	97.3
Willmar	KDJS AM	1590
Windom	KDOM AM	1580
Windom	KDOM DM	94.3
Winona	KWNO AM	1230
Worthington	KWOA AM	730
Nationwide	Satellite - Sirius XM	
Worldwide	CBS Interactive Stream	
Worldwide	TuneIn Stream	

check gophersportsproperties.com for up-to-date information on all Gopher Radio Network affiliates





MEDIA INFORMATION

CREDENTIALS

Requests for working media credentials for Minnesota home games at TCF Bank Stadium must be made online at gophersports.com/media. Please contact the Athletic Communications Office for more information at 612-625-4090. Credentials may be picked up at the Athletic Communications Office in the Bierman Field Athletic Building on Friday morning prior to the game, or on Saturday at the media will call area at TCF Bank Stadium. Working media must enter TCF Bank Stadium through the media entrance, which is the Dodge County entrance.

CREDENTIALS POLICY

Media credentials are issued on a priority basis with television/radio stations originating a live broadcast, daily newspapers, national publications, longstanding websites and television/radio stations who are covering for a nightly news show receiving top priority. All other requests will be evaluated on a game-by-game basis prior to receiving credentials. Freelance reporters and photographers must be on assignment for a recognizable news outlet and all credential requests must come through originating agency. Spouses, children and friends are not allowed in the TCF Bank Stadium press box. The University of Minnesota reserves the right to deny media credentials to any individual who is not affiliated with an official news gathering organization.

GOPHERSPORTS.COM

Golden Gopher football information, including rosters, notes and weekly releases are posted on GopherSports.com, the official website of Golden Gopher Athletics.

E-MAIL SERVICES

Press releases, game notes and advisories are emailed to members of the media who cover the Gophers on a regular basis. Media wishing to be added to the distribution list should contact Paul Rovnak (psrovnak@umn.edu).

PROFESSIONAL SCOUTS

Professional scouts must apply for credentials online at GopherSports.com/media.

MEDIA / SCOUT PARKING

Minnesota has limited media parking for home games and does not provide complimentary parking for professional scouts attending football games at TCF Bank Stadium. Media and scouts are able to purchase single-game parking passes in the Oak Street Ramp at the same rate as the general public (\$15/game) when they apply for credentials at GopherSports.com/media. Ramp and map information is available at that site as well. The parking pass will be mailed to media prior to the game. Media will not be permitted entrance to the Oak Street Ramp without a parking pass. Outlets wishing to purchase parking passes for the entire season should contact the Minnesota ticket office 1-800-745-3000.

RADIO/TELEVISION

Minnesota's live television appearances are designated in accordance with Big Ten contractual agreements and guidelines. Radio booths are assigned for the Golden Gopher Radio Network and the opponent's flagship station/network. Booth assignments for ad-

ditional opponent radio stations originating live broadcasts will be made on a space-available basis.

PHOTOGRAPHERS

All photographers must obtain a photographer credential and a photo vest upon entering TCF Bank Stadium. Only photographers wearing their credential and designated photo vest will be permitted on the sidelines. In accordance with NCAA and Big Ten rules, photographers are not permitted to shoot within the 25-yard lines (bench area) and must stay behind the yellow restraining line that surrounds the field.

INTERNET/TELEPHONE LINES

Wireless internet will be available in the press box at TCF Bank Stadium. Internet access will also be available in the media work rooms near both the home and visiting locker rooms. A limited number of telephone lines are available in the TCF Bank Stadium press box. Media wishing to install their own telephone lines may contact University of Minnesota Networking and Telecommunications Services at 612-626-1336.

PRESS BOX SERVICES

Pregame notes, flip cards, stats and programs are available to the media in the press box prior to the game. Quarter, halftime and final statistics, a running play-by-play and post-game coach/student-athlete quotes will also be provided. A complimentary pregame meal and snacks will also be served. Beverages are available prior to, during and after the game.

POSTGAME INTERVIEWS

Minnesota complies with an equal access policy. Following his postgame radio show, coach P.J. Fleck and requested Minnesota student-athletes will be available to the media in the interview room. The visiting coach and student-athletes will be available in the visiting team interview room, which is located near the visiting team locker room.

WEEKLY AVAILABILITY

Coach Fleck will be available to the media multiple times during weeks that Minnesota plays. Selected student-athletes will also be available, class schedule permitting. Media representatives covering the Gophers on a regular basis are invited. For those unable to attend, a live video stream is available at GopherSports.com. Contact Paul Rovnak (psrovnak@umn.edu) for a weekly schedule.

Coach Fleck is also available to the media each Tuesday on the Big Ten teleconference call. Media are encouraged to contact the Big Ten's Communications Office for credentials to access the teleconference.

Player interviews may be conducted following selected practices. All phone interviews for out-of-town media will be conducted Monday through Wednesday through the Athletic Communications Office. Home and cell phone numbers for players and coaches will not be released and they have been instructed not to conduct interviews if contacted without prior approval of Athletic Communications.

All interviews must not conflict with classes, meetings, training room, treatments or other team obligations. The locker room and training room are closed to the media at all times. Requests for player and/or

coach interviews, either in person or via the phone, will be arranged through the Athletic Communications Office. Please allow 24 hours in order to facilitate arrangements.

PRACTICE INFORMATION

The Golden Gopher football team practices at the Gibson-Nagurski Football Complex and Rod Wallace Field, located at 15th Ave. SE and 8th St. Please contact the Athletic Communications Office for open practice times, availabilities and regulations.

One-on-one television interviews with Coach Fleck will be conducted by request only through the Athletic Communications Office.

All post-practice interviews with players or coaches will be conducted at the Gibson-Nagurski Football Complex following the completion of practice. All limitations on or alterations of these procedures for practice will be determined by Coach Fleck and communicated through the Athletic Communications Office.

PHOTOGRAPH REQUESTS

All requests for digital photographs of players and coaches, logos or other multimedia items must be made to Assistant Athletic Director for Creative Services Jeff Keiser. He can be reached at keiser@umn.edu or at 612-626-1097.

ATHLETIC COMMUNICATIONS CONTACT INFORMATION

Director of Athletic Communications/
Football Contact: Paul Rovnak
Office Phone: 612-625-9379
Mobile Phone: 651-592-5741
Email: psrovnak@umn.edu
Web site: GopherSports.com

Athletic Communications/
Secondary Football Contact: Ryan Tibbitts
Mobile Phone: 612-619-1634
Email: rtibbitt@umn.edu

Athletic Communications

Phone 612-625-4090
Website GopherSports.com
Twitter @GopherFootball
Email gophers@umn.edu

Mailing Address

Athletic Communications
University of Minnesota
275 Bierman Field Athletic Building
516 15th Avenue SE
Minneapolis, Minn. 55455



MINNESOTA FOOTBALL

2017 SCHEDULE



BUFFALO

8.31



AT OREGON STATE

9.09



MIDDLE TENNESSEE

9.16



MARYLAND

9.30



AT PURDUE

10.07



MICHIGAN STATE

10.14



ILLINOIS
(HOMECOMING)

10.21



AT IOWA

10.28



AT MICHIGAN

11.04



NEBRASKA

11.11



AT NORTHWESTERN

11.18



WISCONSIN

11.25