



FAMILY



2017 MEDIA GUIDE

ONE OF THREE PROGRAMS WITH 100

HALL OF FAME HEAD CO

TOP-20 NA... IN WINS SINCE

2003

BIG 12-BE

FA

TWO HEI

BILL SNYDER

HEAD COACH

One of only six coaches to reach the 200-win mark while coaching at only one school in his career.

The fourth person ever to be inducted into the College Football Hall of Fame as an active coach.

Enters 2017 season tied for 22nd all-time among FBS coaches in wins.

Has totaled 118 conference victories, one of only four coaches with 100 Big 8/12 wins.




EIGHT-STR

TWO HEISI



DACH
1995

STATE
W



THIS IS K-STATE FOOTBALL

Table of Contents/Quick Facts 2-3
 Winning Tradition 4-5
 16 Goals for Success 6-7
 Bowl Tradition 8-9
 Big 12 Success 10-11
 National Exposure 12-13
 Wildcat All-Americans 14-15
 Ring of Honor 16-17
 Community-College Success 18-19
 Home-Grown Heroes 20-21
 Walk-On Success 22-23
 Next Level Wildcats 24-25
 Exceptional Coaching 26-27
 Powercat Strength 28-29
 Academic Support 30-31
 Academic Excellence 32-33
 Special Special Teams 34-35
 Vanier Family Football Complex 36-37
 Bill Snyder Family Stadium 38-39
 Gameday in Manhattan 40-41
 Cats in the Community 42-43
 America's No. 1 College Town 44-45

SEASON PREVIEW

Preview Story: *Don't Take Anything for Granted* ... 46-49
 Numerical and Alphabetical Rosters 50-51
 Personnel Picture 52
 Series Records 53
 2017 Series Results 54-55
 2017 Opponents 56-57

COACHING STAFF

Head Coach Bill Snyder 58-61
 Associate Head Coach Sean Snyder 62
 Offensive Coordinator Dana Dimel 63
 Defensive Coordinator Tom Hayes 64
 Pass Game Coordinator Andre Coleman 65
 Run Game Coordinator Charlie Dickey 66
 Assistant Coach Jon Fabris 67
 Assistant Coach Collin Klein 68
 Assistant Coach Mo Latimore 69

Assistant Defensive Coordinator Blake Seiler 70
 Graduate Assistants 71
 Strength Coach Chris Dawson 72
 Football Administration/Support Staff 73-76

PLAYER PROFILES

Wildcat Veterans 77-100
 Wildcat Newcomers 101-103

2016 REVIEW

Final Results and Statistics 104-109
 Scoring Drives 110
 Drive Analysis/Third Downs/Red Zone 111
 Long Plays 112
 Season Superlatives 113
 Game-by-Game Recaps 114-126
 Big 12 Recap 127-131

RECORDS

Rushing 132-135
 Passing 136-139
 Receiving 140-142
 Total Offense/All-Purpose 143-144
 Scoring/Kicking 145-147
 Punting 148
 Defense 149-153
 Punt/Kickoff Return 154-156
 Miscellaneous 156-157

HISTORY

Year-by-Year Statistics 158-159
 Year-by-Year Records 160-161
 Year-by-Year Results 162-167
 Bowl History 168-178
 Homecoming/TV Appearances 179
 Results vs./as Ranked 180
 Postseason All-Star Games 181
 Consensus All-Americans 182
 All-Americans 183
 Award Winners and Candidates 184-185
 All-Conference 185-186
 Conference Players of the Week 187

Academic Honors 188
 College Football Hall of Fame 189
 Wildcats in the Pros 190-191
 NFL Draft History 192
 All-Time Lettermen 193-198
 All-Time Coaches 199
 Bill Snyder Family Stadium 200-201
 Traditions 202-203

KANSAS STATE UNIVERSITY

This is K-State 204-209
 University President Richard B. Myers 210
 Athletics Director Gene Taylor 211
 Athletics Administration 212
 Head Coaches 213
 Department Directory 214
 K-State Athletics Communications 215
 K-State Sports Network 216
 Media Information 217-218
 Media Directory 219
 Big 12 Composite Schedule 220

CREDITS

The 2017 K-State Football Media Guide is a production of the Athletics Communications Office, published by K-State Athletics, Inc.

MANAGING EDITOR AND PRINCIPLE DESIGN

Ryan Lackey, Assistant Director/Athletics Communications

RESEARCH/EDITORIAL ASSISTANCE

Kenny Lannou, Associate AD/Communications; Ella Henton, Publications Coordinator; Taylor Czajkowski and Glenn Williams, K-State Athletics Communications Student Assistants

COVER DESIGN

Ron Cook, Graphics Designer

PHOTOGRAPHY

Primary Photographers: Scott Weaver, Pete Aiken, Dave Mayes and K-State Photo Services; **NFL Teams:** Chicago Bears, Cincinnati Bengals, Green Bay Packers, Los Angeles Chargers, Minnesota Vikings, New England Patriots, Philadelphia Eagles, Pittsburgh Steelers, Seattle Seahawks; **Other Photography:** ESPN; MG's Helmets; Opposing SIDs

PRINTING

Sun Graphics (Parsons, Kansas — www.sun-graphics.com); Special thanks to John Hohenshell



2017 K-STATE FOOTBALL SCHEDULE

Date	Opponent	Location	Stadium	Time (CT)	TV
Sept. 2	Central Arkansas	Manhattan, Kan.	Bill Snyder Family Stadium	6:10 p.m.	KSHD.TV
Sept. 9	Charlotte	Manhattan, Kan.	Bill Snyder Family Stadium	11 a.m.	FSN
Sept. 16	at Vanderbilt	Nashville, Tenn.	Vanderbilt Stadium	6:30 p.m.	ESPNU
Sept. 30	Baylor*	Manhattan, Kan.	Bill Snyder Family Stadium		
Oct. 7	at Texas*	Austin, Texas	Texas Memorial Stadium		
Oct. 14	TCU*	Manhattan, Kan.	Bill Snyder Family Stadium		
Oct. 21	Oklahoma*	Manhattan, Kan.	Bill Snyder Family Stadium		
Oct. 28	at Kansas*	Lawrence, Kan.	Memorial Stadium		
Nov. 4	at Texas Tech*	Lubbock, Texas	Jones AT&T Stadium		
Nov. 11	West Virginia*	Manhattan, Kan.	Bill Snyder Family Stadium		
Nov. 18	at Oklahoma State*	Stillwater, Okla.	Boone Pickens Stadium		
Nov. 25	Iowa State*	Manhattan, Kan.	Bill Snyder Family Stadium		
	Big 12 Championship	Arlington, Texas	AT&T Stadium		

* Big 12 Conference Game

2016 K-STATE FOOTBALL RESULTS

Date	CFP/AP/C Opponent	Score	Overall	Big 12	TV	Attend
Sept. 2	at 8/7 Stanford	L, 13-26	0-1	0-0	FS1	46,147
Sept. 17	Florida Atlantic	W, 63-7	1-1	0-0	FSN	50,871
Sept. 24	Missouri State	W, 35-0^	2-1	0-0	K-StateHD.TV	51,686
Oct. 1	at tv/rv West Virginia*	L, 16-17	2-2	0-1	ESPNU	61,701
Oct. 8	nr/rv Texas Tech*	W, 44-38	3-2	1-1	ESPNU	51,540
Oct. 15	at 19/20 Oklahoma*	L, 17-38	3-3	1-2	ESPN	86,049
Oct. 22	Texas*	W, 24-21	4-3	2-2	ESPN2	52,328
Oct. 29	at Iowa State	W, 31-26	5-3	3-2	FSN	52,763
Nov. 5	18/22/22 Oklahoma State*	L, 37-43	5-4	3-3	ABC/ESPN2	52,450
Nov. 19	at nr/nr/rv Baylor*	W, 42-21	6-4	4-3	FS1	43,581
Nov. 26	Kansas*	W, 34-19	7-4	5-3	FS1	52,637
Dec. 3	at TCU*	W, 30-6	8-4	6-3	FS1	42,746
Dec. 28	vs. nr/rv/rv Texas A&M	W, 33-28	9-4	6-3	ESPN	68,412

* Big 12 Conference Game | ^ Game Called at Halftime (Weather)

UNIVERSITY INFORMATION

Location.....	Manhattan, KS (66502)
Founded.....	1863
Enrollment.....	23,779
President.....	Richard B. Myers (Kansas State '65)
Athletics Director.....	Gene Taylor (Arizona State '80)
Faculty Athletics Rep.....	Dr. Be Stoney
Conference.....	Big 12
Nickname.....	Wildcats
Colors.....	Purple (PMS 268) and White
Band.....	Pride of Wildcatland
School Fight Song.....	Wildcat Victory

FOOTBALL HISTORY

First Year of Football.....	1896
Overall Record (Years).....	518-635-41 (121)
Bowl Record.....	8-12
Last Bowl.....	2016 Texas Bowl vs. Texas A&M (W, 33-28)

STADIUM INFORMATION


Stadium (Capacity).....	Bill Snyder Family Stadium (50,000)
Year Opened.....	1968 (as KSU Stadium)
Playing Surface.....	Wagner Field (Astroturf Gameday Grass 3D, 2011)
Record.....	190-111-3

TEAM INFORMATION

2016 Record.....	9-4
Big 12 Record (Finish).....	6-3 (4th)
Final College Football Playoff Poll Ranking.....	nr
Final Associated Press Poll Ranking.....	nr
Final Amway Coaches Poll Ranking.....	nr
Lettermen Returning (O/D/S).....	44 (19/21/4)
Lettermen Lost (O/D/S).....	23 (9/13/1)
Starters Returning (O/D/S).....	18 (8/6/4)
Starters Lost (O/D/S).....	8 (3/5/0)

FOOTBALL STAFF

Head Coach.....	Bill Snyder
Alma Mater.....	William Jewell '63
Career/K-State Record.....	202-105-1
Big 12 Record.....	118-80-1
Associate Head Coach/Special Teams Coordinator.....	Sean Snyder
Offensive Coordinator/RB/TE.....	Dana Dimel
Defensive Coordinator/DB.....	Tom Hayes
Pass Game Coordinator/Wide Receivers.....	Andre Coleman
Run Game Coordinator/Offensive Line.....	Charlie Dickey
Defensive Ends.....	Jon Fabris
Quarterbacks.....	Collin Klein
Interior Defensive Line.....	Mo Latimore
Assistant Defensive Coordinator/Linebackers.....	Blake Seiler
Offensive GAs.....	Owen Jordan, Stanton Weber
Defensive GAs.....	Travis Britz, Tre Walker
Strength and Conditioning Coach.....	Chris Dawson
Associate Director of Football Operations.....	Kacey Harper
Head Athletic Trainer.....	Matt Thomason
Head Football Equipment Manager.....	Al Cerbe
Director of Video Services.....	Scott Eilert
Director of Recruiting Operations/Spec. Teams QC.....	Taylor Braet
Asst. Director of Recruiting/Defensive Quality Control.....	Taylor Godinet
Asst. Director of Recruiting/Offensive Quality Control.....	Drew Liddle
Asst. Director of Recruiting.....	Kelli Krier
Football Graphic Designer.....	Spencer LaHaye





2012
**BIG 12
CHAMPIONS**

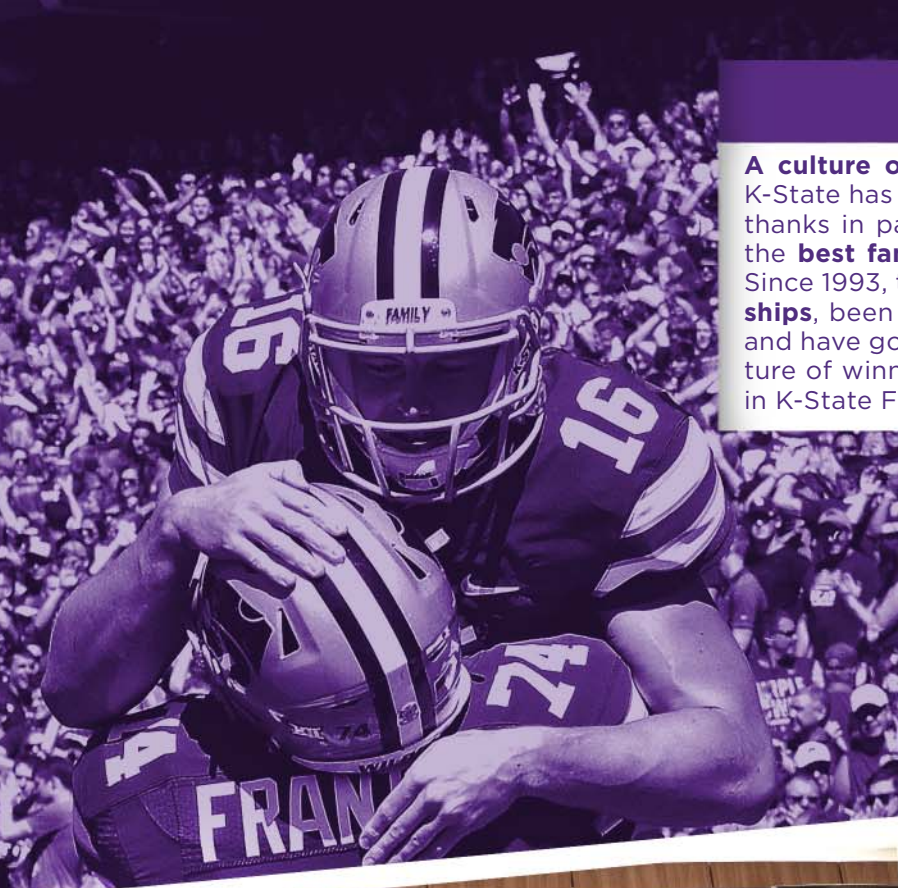
2003
**BIG 12
CHAMPIONS**

bill
SNYDER

Has led K-State to 202 wins, becoming the sixth person ever to reach 200 wins and have every victory at one FBS school.

DID YOU KNOW?

K-State has **183 victories** since the 1995 season, which is tied for the **17th-best mark in the nation.**



WINNING TRADITION

A culture of winning has been built in the Heartland. K-State has become a **dominant force in college football** thanks in part to an **outstanding coaching staff**, one of the **best fan bases in America** and **top-notch facilities**. Since 1993, the Wildcats have won **two Big 12 Championships**, been ranked **No. 1 in the nation** on two occasions and have gone to **18 bowl games**. With those traits, a culture of winning has been, and continues to be, ingrained in K-State Football.



sunflower SHOWDOWN

K-State has defeated KU in each of the last eight years to claim the Governor's Cup Trophy.

big 12 north division CHAMPIONS

K-State won four Big 12 North Division championships within a six-year period



K-STATE FOOTBALL BY THE NUMBERS

- 272** « All-Conference honors since 1993.
- 183** « Victories since 1995, tied for 17th nationally.
- 105** « Big 12 victories, ranking third in league history.
- 83** « Academic All-Big 12 performers over the last three years, a conference best.
- 77** « Total All-America honors under **Bill Snyder**.
- 55** « Players drafted under **Bill Snyder**, including 20 in the first three rounds.
- 42** « Big 12 road wins, ranking third in league history.
- 24** « Big 12-best consecutive years with an NFL Draft pick to tie for 12th in the nation.
- 21** « Governor's Cup wins over KU in **Bill Snyder's** 25 years, including a current streak of eight.
- 18** « Bowls under **Bill Snyder**, including a streak of 11 (1993-2003) and a current streak of seven.
- 15** « Eight-win seasons under **Bill Snyder**, which includes nine years with 10 or more wins.
- 13** « Times finishing in the top-20 of the AP Poll, including three times in the last six years.
- 6** « K-State graduates on the coaching staff, the most in the nation.
- 4** « Big 12 North Division titles (1998, 1999, 2000, 2003).
- 2** « Big 12 Championships (2003, 2012).
- 2** « Different years ranked No. 1 in the nation during the course of a season.

16 GOALS FOR SUCCESS

The K-State Football program has been built on the foundation of 16 principles that pertain on and off the field, as well as life beyond those years of eligibility. The **16 Goals for Success** form the **foundation for success**, and create the work ethic and discipline that go with them. With players and coaches from all backgrounds, having a **single set of core values** unifies them under **one vision**. If **each adheres to the goals** as individuals, then **team success will follow**.

1 • COMMITMENT

To the common goals and to being successful.

2 • UNSELFISHNESS

There is no I in Team.

3 • UNITY

Come together as never before.

4 • IMPROVE

Everyday... as a player, person and student.

5 • BE TOUGH

Mentally and physically.

6 • SELF-DISCIPLINE

Do it right, don't accept less.

7 • GREAT EFFORT

8 • ENTHUSIASM

9 • ELIMINATE MISTAKES

Don't beat yourself.

10 • NEVER GIVE UP

Never, never, never.

11 • DON'T ACCEPT LOSING

If you do it one time, it will be easy for the rest of your life.

12 • NO SELF-LIMITATIONS

Expect more of yourself.

13 • EXPECT TO WIN

And truly believe we will.

14 • CONSISTENCY

Your very, very best every time.

15 • LEADERSHIP

Everyone can set the example.

16 • RESPONSIBILITY

You are responsible for your performance.



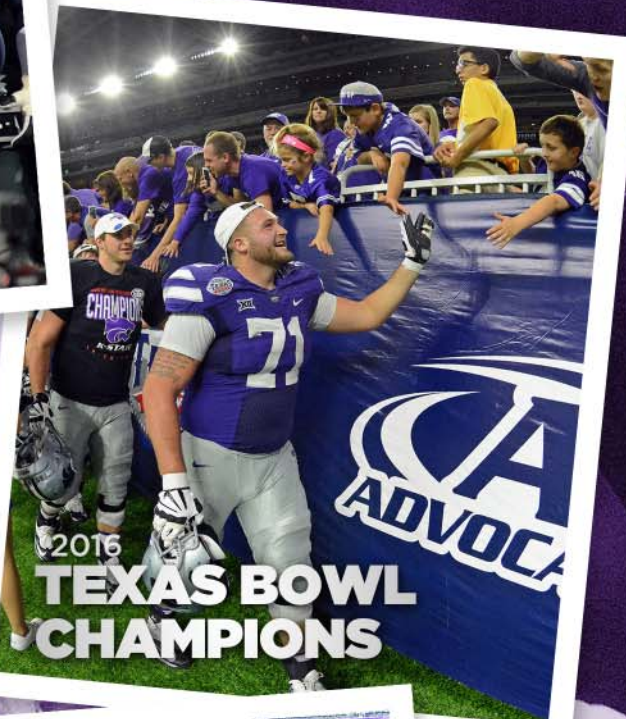


2013
BUFFALO WILD WINGS BOWL CHAMPIONS



Jonathan
BEASLEY

Won consecutive bowl MVP honors during the 1999 and 2000 seasons



2016
TEXAS BOWL CHAMPIONS



PEP RALLIES

K-State is known for its large pep rallies the day before bowl games



ell
ROBERSON

2002 Holiday Bowl
Offensive MVP




1993
COPPER BOWL

First bowl win in school history

BOWL TRADITION

K-State's bowl history is **virtually unmatched in the ranks of college football**. In an era where more than 80 teams play in bowl games, the Wildcats are **one of only 21 programs** to ride a streak of at least **seven-straight bowl berths**. Due to the Wildcats' affiliation with the Big 12 Conference, K-State has the **ability to compete for National Championships** every year in addition to gaining access to some of the **best bowl experiences in the country** in Texas, Arizona, Florida and many other great destinations.



jesse
ERTZ
2016 Texas Bowl MVP



« **2016 TEXAS BOWL***
(15,000)



« **2016 LIBERTY BOWL**
(15,000)



« **2015 ALAMO BOWL**
(25,000)



« **2013 BUFFALO WILD WINGS BOWL***
(15,000)



« **2013 FIESTA BOWL**
(40,000)



« **2012 COTTON BOWL**
(40,000)



« **2010 PINSTRIPE BOWL**
(10,000)



« **2004 FIESTA BOWL**
(37,000)



« **2002 HOLIDAY BOWL***
(10,000)



« **2001 INSIGHT.COM BOWL**
(11,000)



« **2001 COTTON BOWL***
(35,000)



« **1999 HOLIDAY BOWL***
(12,000)



« **1998 ALAMO BOWL**
(12,000)



« **1997 FIESTA BOWL***
(45,000)



« **1997 COTTON BOWL**
(40,000)



« **1995 HOLIDAY BOWL***
(12,000)



« **1994 ALOHA BOWL**
(3,000)



« **1993 COPPER BOWL***
(15,000)

* Champions

Bill Snyder Era
(Number of K-State fans in attendance)

BIG 12 SUCCESS


In the highly competitive Big 12 Conference, **K-State's success has few peers.** The Wildcats are one of three programs to record **100 Big 12 wins**, while they also rank in the **top three in Big 12 road wins** with 42. Additionally, K-State **leads the conference** with 17 specialty awards since 2011, including **three** Big 12 Special Teams Player of the Year honorees (2013, 2014, 2015), **two** defensive player of the year winners (2012, 2016) and the **top offensive and coaching honors** during the 2012 Big 12 Championship run.

ALL-TIME BIG 12 WINS

1996-2016



* TCU and West Virginia joined the Big 12 prior to the 2012 season.



collin
KLEIN

2012 Big 12 Offensive
Player of the Year


tyler
LOCKETT

2013-14 Big 12 Special Teams Player of the Year
2014 Big 12 Scholar-Athlete of the Year
2011 Big 12 Offensive Freshman of the Year




winston
DIMEL

Two-Time First Team
All-Big 12 Performer



arthur
BROWN

2012 Big 12 Defensive
Player of the Year



jordan
WILLIS

2016 Big 12 Defensive
Player of the Year



bill
SNYDER

Seven-Time Big 8/12
Coach of the Year

DID YOU KNOW?

Since the Big 12 adopted a round-robin schedule in 2011, K-State is **36-18 (.667)** in conference play to rank **third in the league.**

DID YOU KNOW?



Every K-State game is guaranteed to be televised to a national or global audience.




BILL SNYDER

SPORTSCENTER
Bill Snyder on the set of SportsCenter previewing the 2016 Wildcats



collin **KLEIN**

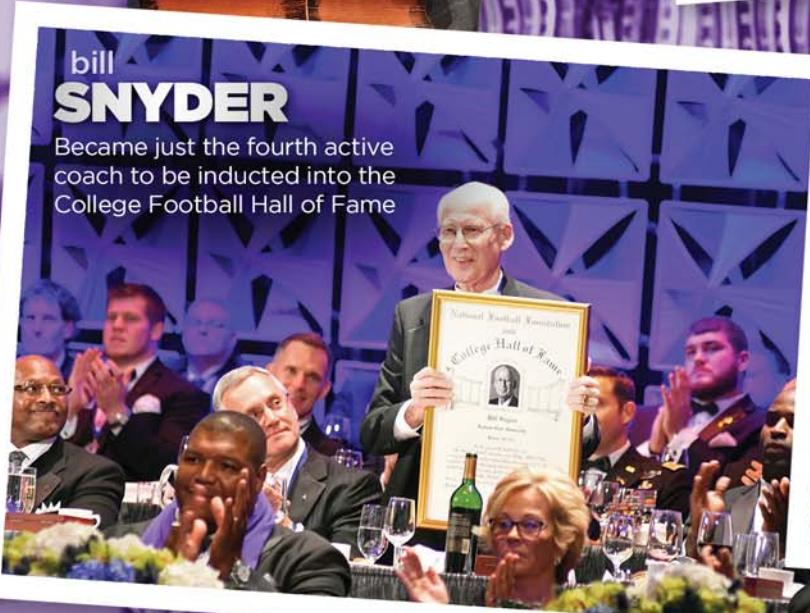
2012 Heisman Trophy Finalist



tyler **LOCKETT**

nigel **MALONE**

2011 Walter Camp All-Americans



bill **SNYDER**

Became just the fourth active coach to be inducted into the College Football Hall of Fame



eric **STONESTREET**

K-State alum and Emmy-winning actor

lee
CORSO

Standing next to Kirk Herbstreit, Corso predicts a K-State victory on ESPN's *College Gameday*

NATIONAL EXPOSURE

K-State student-athletes have regularly been among the most **decorated and publicized** in all of college football with **multiple national award winners** and **nationally televised games** on a weekly basis. In fact, K-State has had **all 78 games** over the last six years shown to a **national or global audience**, including **13 on ESPN** and **seven on FOX**. Additionally, K-State football players are **routinely candidates for national awards** and are **annually on All-America lists** by national media outlets.

ON THE NATIONAL STAGE

Over the past five seasons, K-State players and coaches have traveled the United States to be recognized on a **national level**:

COLLIN KLEIN

2012: Heisman Trophy Finalist, Johnny Unitas Golden Arm Award Winner, Maxwell and Davey O'Brien Award Finalist

ARTHUR BROWN

2012: Lott IMPACT Trophy Finalist

MARK SIMONEAU

2012: College Football Hall of Fame Inductee

TYLER LOCKETT

2011: Walter Camp All-American
2014: NFF National Scholar-Athlete

BILL SNYDER

2015: College Football Hall of Fame Inductee

jordy
NELSON

2007 Walter Camp
All-American



K-StateHD.TV (above) is the most watched subscription-based platform in college athletics. In addition to nearly 200 other live events, the Sept. 2 season opener against Central Arkansas will be shown globally on K-StateHD.TV.

WILDCAT ALL-AMERICANS

Kansas State has **churned out All-Americans** throughout its history, most notably under head coach **Bill Snyder**. Under Snyder, Wildcats have accumulated a total of **214 All-America honors** - including **81 first-team designations** - while eight players have been chosen **Consensus All-Americans** under his watch. In the last six seasons alone, K-State has totaled 50 All-America designations, with 20 of those coming from the **first four-year All-American in school history, Tyler Lockett**.

jordan
WILLIS
2016 All-American

OFFENSE

OFFENSIVE LINE

Ray Hahn, 1922
Zerlindon Pearson, 1925
George Maddox, 1934
Barrett Brooks, 1994
Todd Weiner, 1997
Nick Leckey, 2002-03
B.J. Finney, 2014

QUARTERBACKS

Chad May, 1994
Michael Bishop, 1998
Collin Klein, 2012

RUNNING BACKS

Ralph Graham, 1933
Veryl Switzer, 1951-52
Darren Sproles, 2003

WIDE RECEIVERS

Henry Cronkite, 1931
H. Randeles, 1925
Quincy Morgan, 2000
Jordy Nelson, 2007*
Tyler Lockett, 2013-14

DEFENSE

DEFENSIVE LINE

Tim Colston, 1995
Mario Fatafehi, 2000
Ryan Mueller, 2013
Jordan Willis, 2016

LINEBACKERS

Gary Spani, 1976-77*
Percell Gaskins, 1995
Jeff Kelly, 1998
Mark Simoneau, 1998-99*
Josh Buhl, 2003
Arthur Brown, 2012

DEFENSIVE BACKS

Clarence Scott, 1970
Jamie Mendez, 1993*
Thomas Randolph, 1993
Chris Canty, 1995-96*
Jarrod Cooper, 1998
Lamar Chapman, 1999
Terence Newman, 2002*
Nigel Malone, 2011

SPECIAL TEAMS

PLACE KICKERS

Martin Gramatica, 1997-98*
Jamie Rheem, 2000

PUNTERS

Sean Snyder, 1992*

LONG SNAPPERS

Corey Adams, 2010

RETURNERS

Andre Coleman, 1993
David Allen, 1998-99*
Aaron Lockett, 2000
William Powell, 2010
Tyler Lockett, 2011
Tyler Lockett, 2014*
Morgan Burns, 2015

mark
SIMONEAU
1998 Consensus
All-American

FIRST AND SECOND TEAM ONLY

*Consensus All-America (more on page 178)



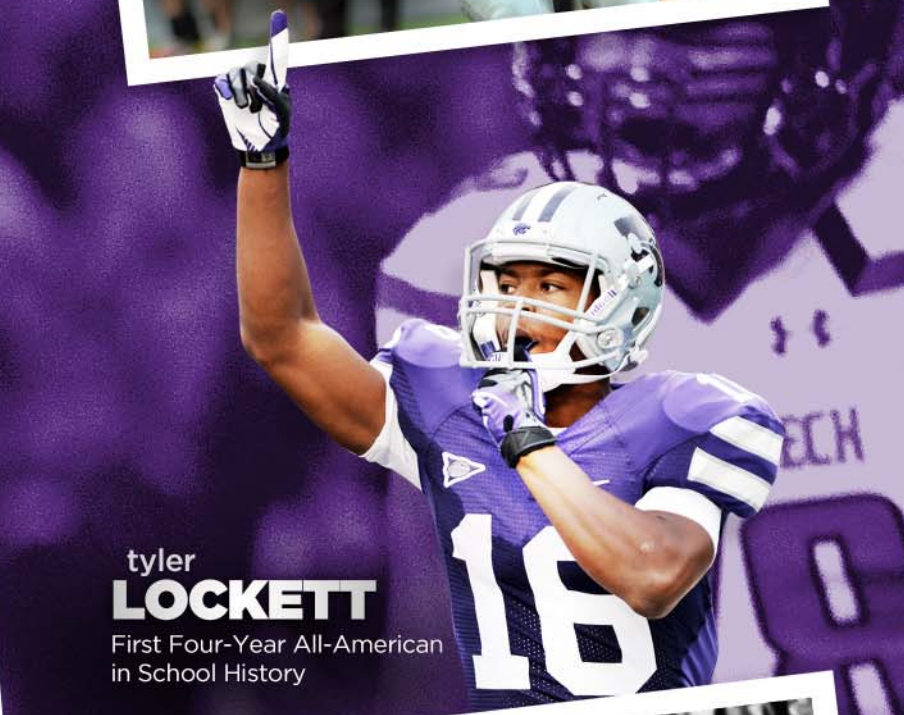
nick
LECKEY
2002-03 All-American



ryan
MUELLER
2013 All-American



b.j.
FINNEY
2014 All-American




tyler
LOCKETT
First Four-Year All-American
in School History



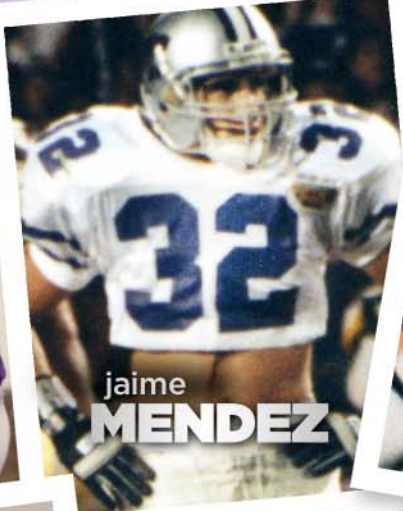
morgan
BURNS
2015 All-American



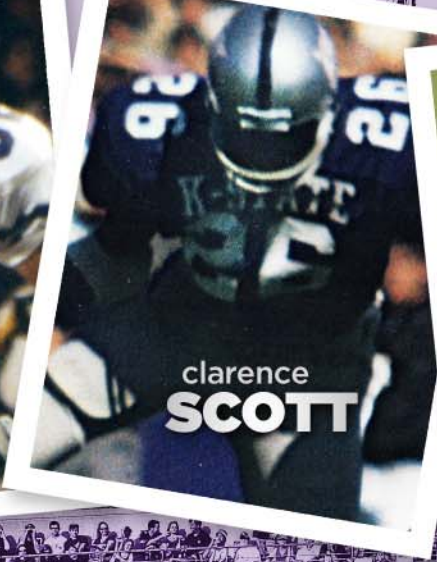
gary
SPANI
First Consensus All-American
in K-State History



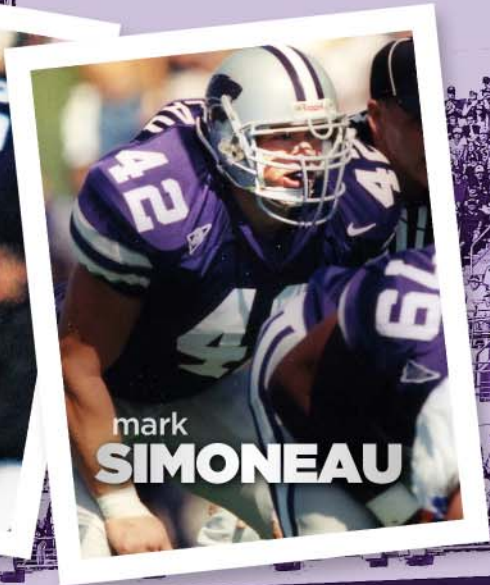
steve
GROGAN




jaime
MENDEZ




clarence
SCOTT




mark
SIMONEAU




david
ALLEN



sean
SNYDER



lynn
DICKEY



gary
SPANI




terence
NEWMAN



darren
SPROLES





michael
BISHOP

RING OF HONOR

A new tradition was born in 2002 as the football program announced the inaugural **Ring of Honor** class. The honor was developed to recognize those who have **distinguished themselves on and off the football field** at the highest level. The inaugural class in 2002 consisted of six players, while four more were inducted in both 2008 and 2015. The **exclusive 14-member fraternity** have their names displayed on the east side upper deck and on a unique ring display in the West Stadium Center concourse.

CLASS OF 2002

- | | |
|------------------|-------------------|
| Lynn Dickey, QB | Sean Snyder, P |
| Steve Grogan, QB | Gary Spani, LB |
| Jaime Mendez, DB | Veryl Switzer, RB |

CLASS OF 2008

- | | |
|----------------------|--------------------|
| David Allen, RB/PR | Terence Newman, DB |
| Martin Gramatica, PK | Mark Simoneau, LB |

CLASS OF 2015

- | | |
|--------------------|--------------------|
| Michael Bishop, QB | Clarence Scott, DB |
| Jordy Nelson, WR | Darren Sproles, RB |




SELECTION CRITERIA

Selection into the Ring of Honor is at the discretion of the Director of Athletics upon recommendations of the Head Football Coach and with final approval from the K-State Athletics, Inc. Board.


In determining candidates, the Head Football Coach and Director of Athletics shall consider categories such as quality of character, whether a person has achieved performance that warrants Consensus All-America level status at Kansas State University or performed at a program-transformational level that warrants consideration. The student-athlete also has to be at least five years out of school.

RETIRED NO. 11

The No. 11 jersey of quarterbacks **Lynn Dickey** and **Steve Grogan** was retired by Kansas State to honor the pair, who each donned the number while leading the Wildcats during some of the school's most successful football seasons. It is the only time in school history that a number has been retired in any sport.



veryl
SWITZER



martin
GRAMATICA



jordy
NELSON

COMMUNITY-COLLEGE SUCCESS

There is perhaps no program in the country that has done a better job of **developing community-college talent** than K-State. Since the mid-1990s, former community-college players have totaled **55 All-Big 12 honors**, including **three in 2016 in Terrale Johnson, Byron Pringle and D.J. Reed**. Additionally, former community-college players have gone on to claim **All-America honors** at K-State 12 times in the last 18 seasons, while 36 have gone on to play on some level in the professional ranks.

SUCCESSFUL PLAYERS IN THE BIG 12 ERA

Michael Bishop • QB • Blinn College

1997 Big 12 Offensive Newcomer of the Year
1998 First Team All-American
1998 Heisman Trophy Runner-Up
1998 Davey O'Brien Award Winner
1999 NFL Draft Pick - New England Patriots

Jeff Kelly • LB • Garden City CC

1997 Big 12 Defensive Newcomer of the Year
1998 First Team All-American
1998 Nagurski Trophy Runner-Up
1998 Butkus Award Semifinalist
1998 Big 12 Defensive Player of the Year
1999 NFL Draft Pick - Atlanta Falcons

Mario Fatafehi • DT • Snow College

1999 Big 12 Defensive Newcomer of the Year
2000 First Team All-American
2001 NFL Draft Pick - Arizona Cardinals

Derrick Yates • DB • Coffeyville CC

2000 Big 12 Defensive Newcomer of the Year

Quincy Morgan • WR • Blinn College

2000 First Team All-American
2000 Biletnikoff Award Semifinalist
2001 NFL Draft Pick - Cleveland Browns

Tank Reese • DT • Hutchinson CC

2001 Big 12 Defensive Newcomer of the Year

Brandon Banks • WR • Bakersfield College

2008 Big 12 Offensive Newcomer of the Year
2009 Third Team All-American (PR)

Daniel Thomas • RB • NW Mississippi JC

2009 Big 12 Offensive Newcomer of the Year
2010 Second Team All-American
2010 Doak Walker Award Semifinalist
2011 NFL Draft Pick - Miami Dolphins

Nigel Malone • DB • City College of San Francisco

2011 Second Team All-American
2012 Honorable Mention All-American
Two-Time Jim Thorpe Award Semifinalist

Meshak Williams • DE • Hutchinson CC

2012 Big 12 Defensive Lineman of the Year

Tavon Rooks • OL • Navarro JC

2012-13 All-Big 12
2014 NFL Draft Pick - New Orleans Saints

Jake Waters • QB • Iowa Western CC


2014 Maxwell Award Semifinalist
2014 All-Big 12

Byron Pringle • WR/KR • Butler CC

2016 First Team All-Big 12 [kr]
2016 Honorable Mention All-Big 12 [wr]

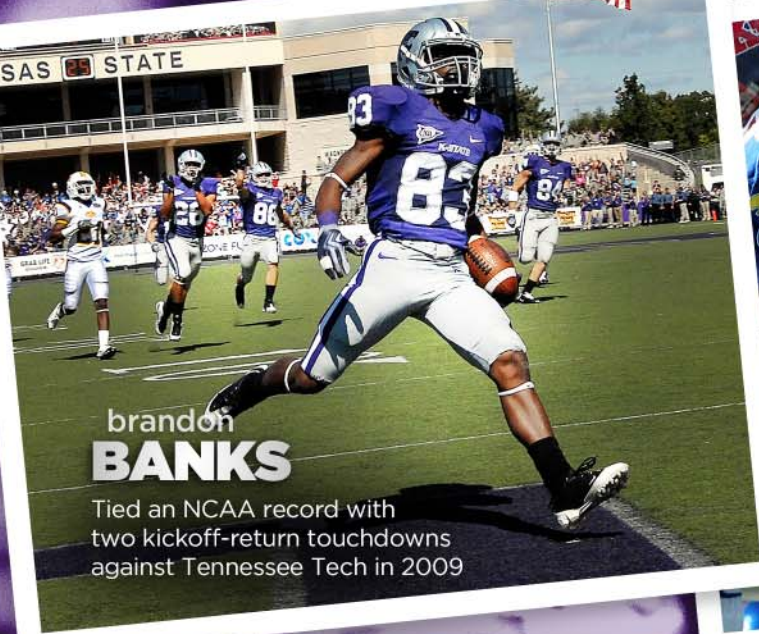
D.J. Reed • DB • Cerritos College

2016 Big 12 Defensive Newcomer of the Year
2016 First Team All-Big 12



d.j.
REED

2016 Big 12 Defensive
Newcomer of the Year



brandon
BANKS

Tied an NCAA record with two kickoff-return touchdowns against Tennessee Tech in 2009



mario
FATAFEHI



daniel
THOMAS




jake
WATERS



byron
PRINGLE



nigel
MALONE



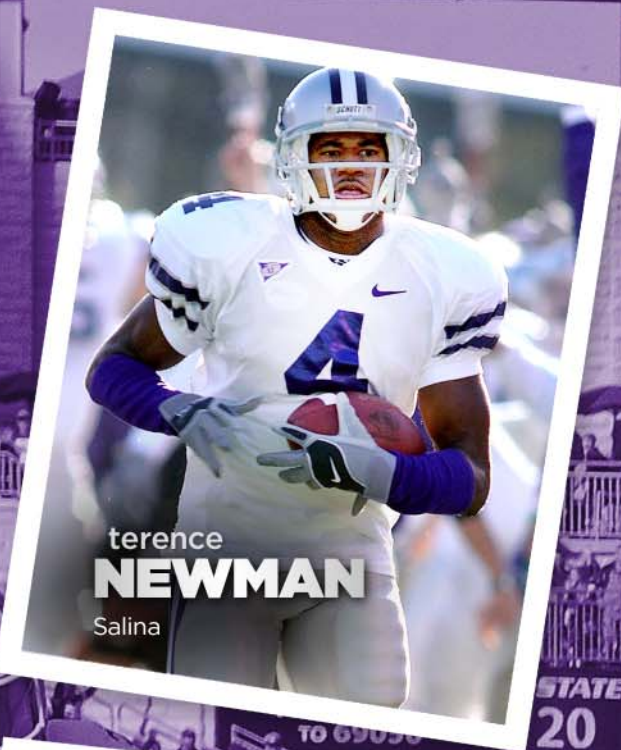
quincy
MORGAN



michael
BISHOP

DID YOU KNOW?

K-State leads the league with 11 Big 12 Newcomers of the Year since 1996, **four more** than the team in second place.



terence
NEWMAN
Salina



cody
WHITEHAIR
Abilene



jordy
NELSON
Riley

all-big 12
KANSANS

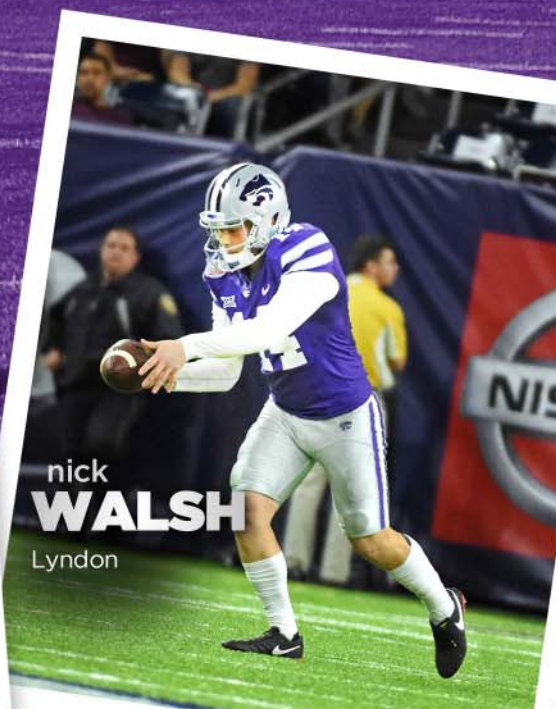
Since 1990, all-conference Wildcats have come from 23 different cities in Kansas



ian
CAMPBELL
Cimarron



darren
SPROLES
Olathe



nick
WALSH
Lyndon

HOME-GROWN HEROES

Sunflower State talent has been a big part of K-State's emergence over the last three decades. Since 1990, **39 Kansans** have received **all-conference honors** from either the league's coaches or the Associated Press, while a total of **23 Kansans** have earned **All-America recognition**. Included in that group are three Big 12 Defensive Players of the Year, four Academic All-Americans, a Big 12 Special Teams Player of the Year award winner, Thorpe Award winner and Rimington Trophy Finalist.

SUNFLOWER STANDOUTS

Brooks Barta, LB
(Smith Center)
1991 First Team All-Big 8

Monty Beisel, DL*
(Douglass)
2000 First Team All-Big 12

Arthur Brown, LB*
(Wichita)
2011-12 First Team All-Big 12

Travis Brown, P
(Overland Park)
2002 Third Team All-Big 12

Morgan Burns, DB/KR*
(Wichita)
2015 First Team All-American
2015 Big 12 ST Player of the Year

Ian Campbell, DE*
(Cimarron)
2006-08 All-Big 12

Anthony Cantele, PK
(Wichita)
2012 Second Team All-Big 12

Lamar Chapman, DB*
(Liberal)
1997-99 All-Big 12

Winston Dimel
(Manhattan)
2015-16 First Team All-Big 12

B.J. Finney, OL*
(Andale)
2014 Big 12 OL of the Year
2011-14 All-Big 12

Will Geary, DT
(Topeka)
2015-16 First Team All-Big 12

Chris Harper, WR*
(Wichita)
2012 Second Team All-Big 12

Tsyn Hartman, DB*
(Wichita)
2011 Second Team All-Big 12

Terrale Johnson
(Manhattan)
2016 Second Team All-Big 12

Ryan Lilja, OL*
(Lake Quivira)
2003 Second Team All-Big 12

Jon McGraw, DB*
(Manhattan)
2001 Third Team All-Big 12

Justin Montgomery, DL
(Smith Center)
2003 Second Team All-Big 12

Jordy Nelson, WR*
(Riley)
2007 First Team All-Big 12

Terence Newman, DB*
(Salina)
2001-02 All-Big 12

Ryan Mueller, DE
(Leawood)
2013-14 First Team All-Big 12

Travis Ochs, LB
(Overland Park)
1996-98 All-Big 12

Tim Reyer, P
(Wamego)
2007 First Team All-Big 12

Jamie Rheem, PK
(Wichita)
1999-00 First Team All-Big 12

Joe Rheem, PK*
(Wichita)
2003 Third Team All-Big 12

Curry Sexton, WR
(Abilene)
2014 Second Team All-Big 12

Mark Simoneau, LB*
(Smith Center)
1997-99 All-Big 12

Darren Sproles, RB*
(Olathe)
2002-04 All-Big 12

Nick Stringer, OL
(Topeka)
2009 First Team All-Big 12

Travis Tannahill, TE*
(Overland Park)
2012 First Team All-Big 12

Jonathan Truman, LB
(Kechi)
2014 Second Team All-Big 12

Rashad Washington, DB*
(Wichita)
2003 Second Team All-Big 12

Marcus Watts, DB
(Hays)
2006 Second Team All-Big 12

Wade Weibert, OL
(Hillsboro)
2010 Second Team All-Big 12

Cody Whitehair, OL
(Abilene)
2013-15 All-Big 12

Nyle Wiren, DE
(Wichita)
1994 First Team All-Big 8
1996 First Team All-Big 12

Ty Zimmerman, DB*
(Junction City)
2010-13 All-Big 12

** Played in the NFL or signed NFL contracts*



mark
SIMONEAU
Smith Center



winston
DIMEL
Manhattan



ryan
LILJA
Lake Quivira



morgan
BURNS
Wichita

WALK-ON SUCCESS

b.j.
FINNEY
2014 All-American

K-State has always maintained a **strong reputation** for evaluating and developing talent, and K-State's **rich walk-on tradition** solidifies that claim. Over the years, K-State has seen a large number of student-athletes enter the program as walk-ons, later **flourish in purple** and go on to play in the NFL. In the last three years, K-State has sent **four former walk-ons to the NFL**. Additionally, the Wildcats are riding a **seven-year streak** in which a former walk-on has **picked up All-Big 12 accolades** from the league's coaches or AP.

FROM WALK-ON TO STARTER

Ian Campbell, DE

- Three-Time All-Big 12
- 2006 All-American

Jack Cantele, PK

- 2015 First Team All-Big 12

Rock Cartwright, RB

- 11-year NFL veteran

Joe Bob Clements, DE

Kody Cook, WR/QB

Daniel Gonzalez, WR

Andrew Erker, DB

Randall Evans, DB

- 2014 All-Big 12
- Three-year starter
- Current LA Charger

B.J. Finney, OL

- 2014 All-American
- 2014 Big 12 OL of the Year
- Four-Time All-Big 12
- 2011 FR All-American
- Current Pittsburgh Steeler

D.J. Fulhage, P

Will Geary, DL

- Two-Time First Team All-Big 12

Rashad Harrell, DB

Stephen Harrison, DB

- 2010 All-Big 12

Alex Hrebec, LB

- 2008 FR All-American

Joe Hubener, QB

Matt Kleinsorge, OL

Jon McGraw, DB

- 2001 All-Big 12
- 12-year NFL veteran

Jarard Milo, DB

Ryan Mueller, DE

- 2013 All-American
- 2013 Big 12 DL of the Year
- Two-Time All-Big 12

Jordy Nelson, WR

- 2007 All-American
- Current Green Bay Packer

Sean Newlan, DB

Ian Patterson, PK

Marcus Perry, LB

- Three-Time Academic All-Big 12

William Powell, KR

- 2010 All-American
- 2010 Academic All-Big 12

Tim Reyer, P

- 2007 All-Big 12
- 2007 Ray Guy Semifinalist

Logan Robinson, OL

- Three-Time Academic All-Big 12

Dylan Schellenberg, DB

Blake Seiler, DE

- Three-Time Academic All-Big 12
- Current K-State Asst. DC/Linebackers Coach

Jeff Snodgrass, PK

- 2006 All-Big 12

Sean Snyder, P

- Consensus All-American
- Current K-State Assoc. Head Coach/Special Teams Coord.

Trent Tanking, LB

- 2017 Team Captain

Jonathan Truman, LB

- 2014 All-Big 12

Marcus Watts, DB

- Two-time All-Big 12

Keithen Valentine, RB

Jordan Voelker, DE

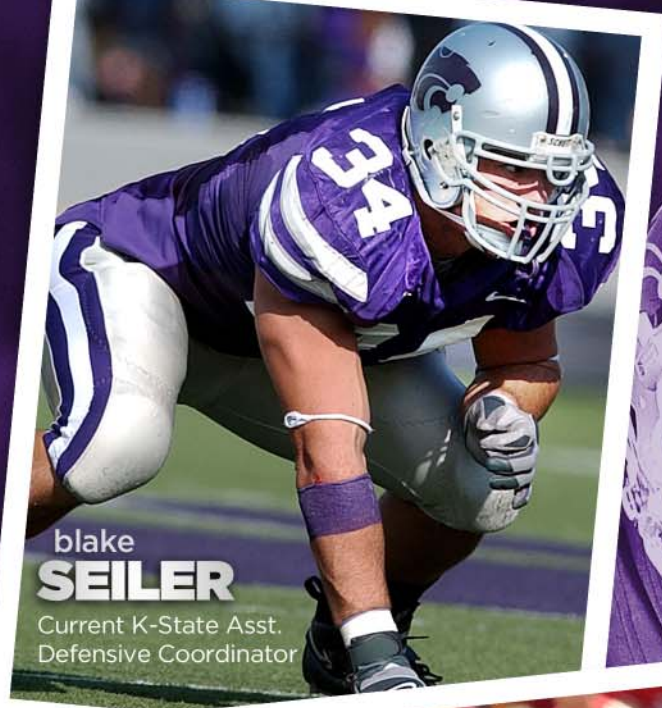
- Two-time Academic All-Big 12

Nick Walsh, P

- 2015 All-Big 12

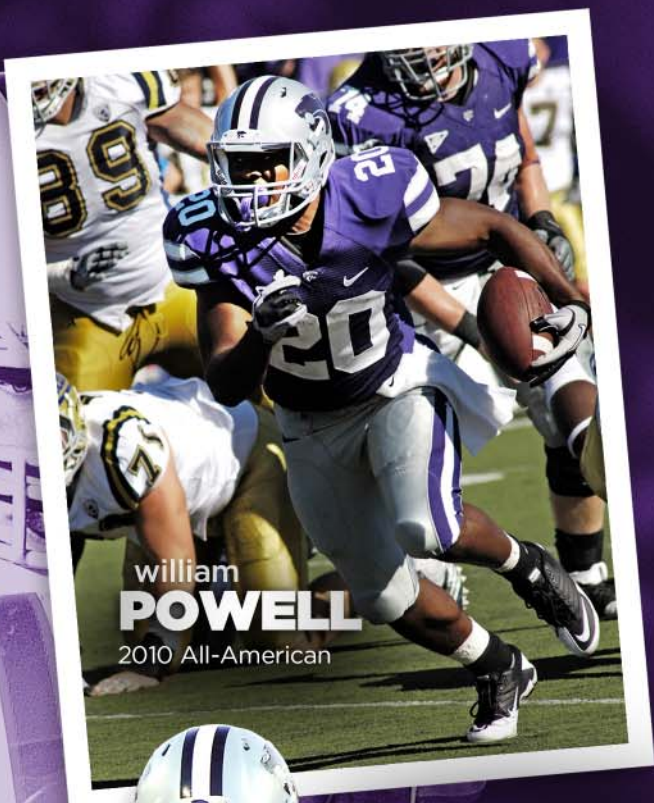


ryan
MUELLER
2013 All-American



blake
SEILER

Current K-State Asst.
Defensive Coordinator



william
POWELL

2010 All-American



randall
EVANS

"When I went to K-State,
they treated me like I was a
scholarship guy... **Nothing** was different."



jonathan
TRUMAN

2014 All-Big 12



will
GEARY

Two-Time First Team
All-Big 12 Honoree

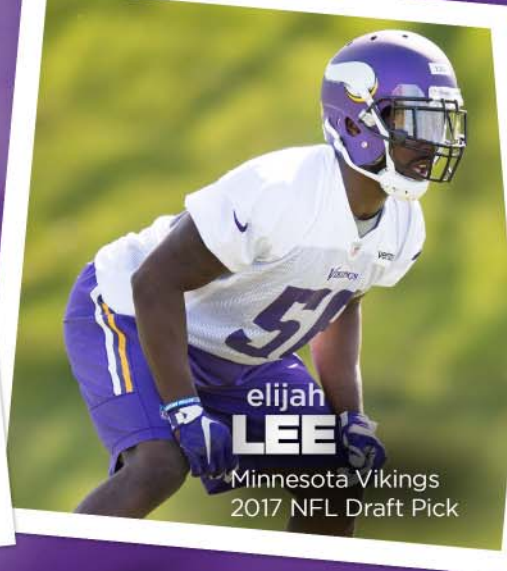


trent
TANKING

2017 Team Captain



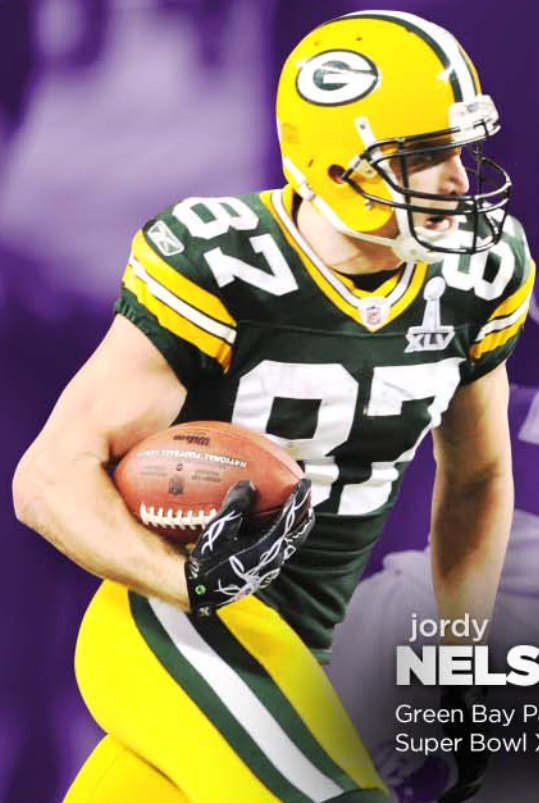
glenn
GRONKOWSKI
New England Patriots



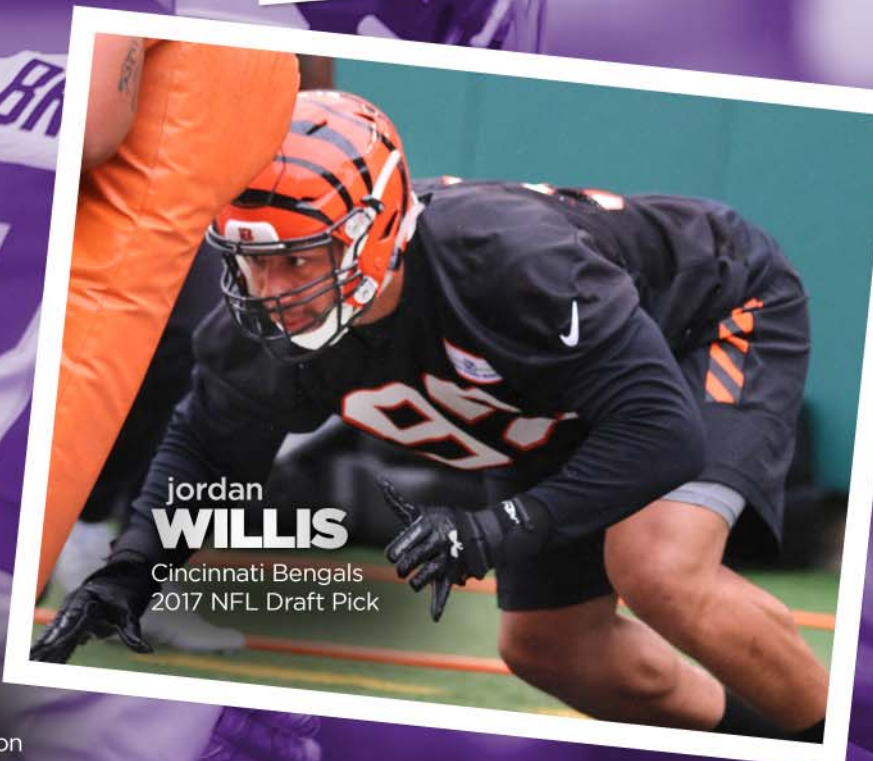
elijah
LEE
Minnesota Vikings
2017 NFL Draft Pick



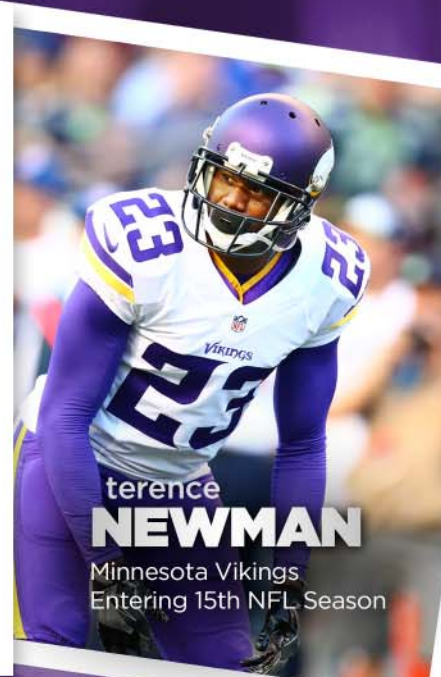
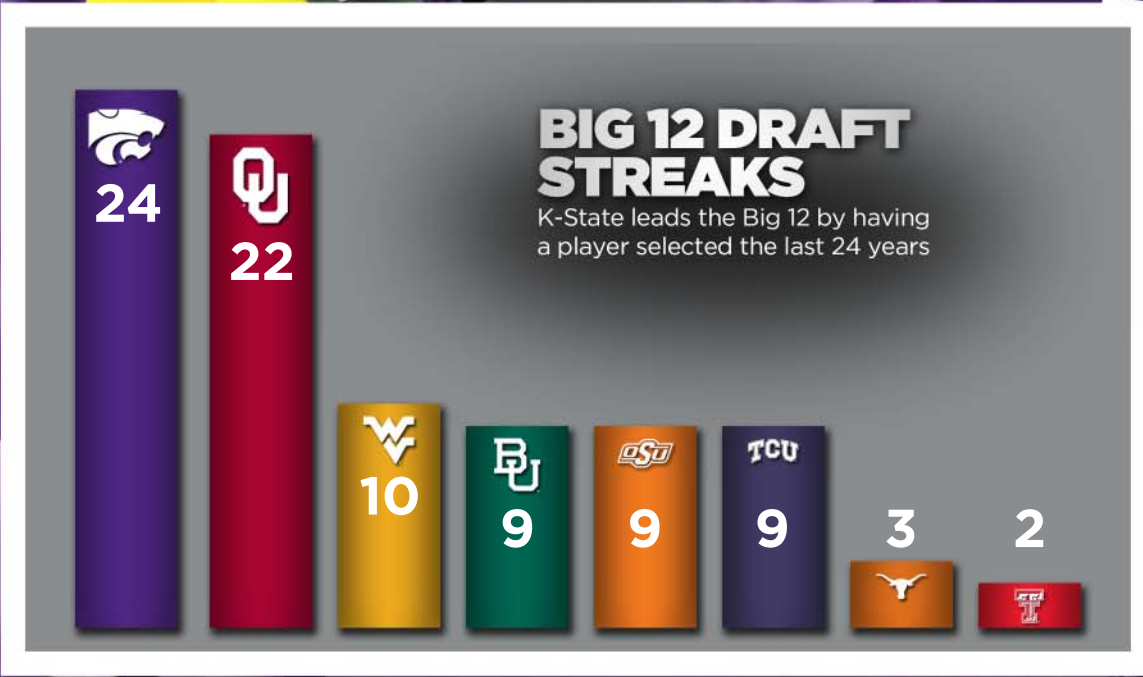
cody
WHITEHAIR
Chicago Bears



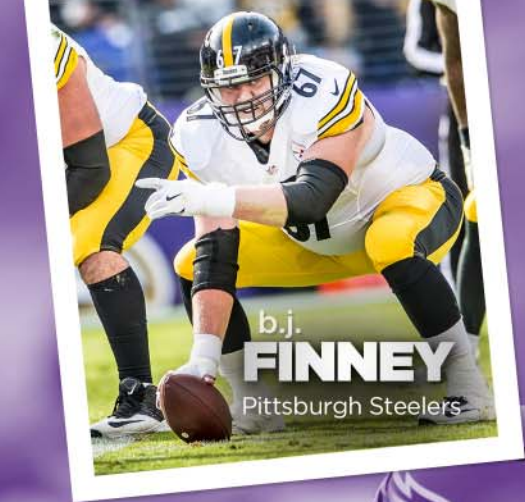
jordy
NELSON
Green Bay Packers
Super Bowl XLV Champion



jordan
WILLIS
Cincinnati Bengals
2017 NFL Draft Pick



terence
NEWMAN
Minnesota Vikings
Entering 15th NFL Season



b.j.
FINNEY
Pittsburgh Steelers

NEXT-LEVEL WILDCATS

Turn on **virtually any NFL game** and you're likely to find a former Wildcat competing at the **highest level of the game**. K-State annually produces top NFL prospects, as evidenced by the **longest active draft streak in the Big 12** and **12th-longest in the nation** (see chart). Since the formation of the Big 12 in 1996, 54 different Wildcats have heard their names called on draft day. Under the direction of **Bill Snyder**, K-State has sent a total of **133** players to the NFL as either draft picks or free agents.



darren
SPROLES
Philadelphia Eagles
Three-Time Pro Bowler

CURRENT WILDCATS ON NFL ROSTERS

Dante Barnett, DB
Denver Broncos
K-State: 2012-16

Tyler Lockett, WR/KR
Seattle Seahawks
K-State: 2011-14

Arthur Brown, LB
Seattle Seahawks
K-State: 2011-12

Cornelius Lucas, OL
Detroit Lions
K-State: 2010-13

Deante Burton, WR
Atlanta Falcons
K-State: 2013-16

Jordy Nelson, WR
Green Bay Packers
K-State: 2004-07

Randall Evans, DB
Los Angeles Chargers
K-State: 2011-14

Terence Newman, DB
Minnesota Vikings
K-State: 1999-2002

B.J. Finney, OL
Pittsburgh Steelers
K-State: 2011-14

Charmeechalle Moore, LB
Los Angeles Chargers
K-State: 2012-16

Glenn Gronkowski, FB
New England Patriots
K-State: 2013-15

Darren Sproles, RB
Philadelphia Eagles
K-State: 2001-04


Emmanuel Lamur, LB
Minnesota Vikings
K-State: 2009-11

Cody Whitehair, OL
Chicago Bears
K-State: 2012-15

Elijah Lee, LB
Minnesota Vikings
K-State: 2014-16

Jordan Willis, DE
Cincinnati Bengals
K-State: 2013-16

Listed players on NFL rosters as of June 26, 2017



emmanuel
LAMUR
Minnesota Vikings

tyler
LOCKETT
Seattle Seahawks
Two-Time First Team
All-Pro and 2015 Pro Bowler

EXCEPTIONAL COACHING

At K-State, players are **coached and taught life lessons** by people that are not just there for the job – it's a place **they call home**. Six of K-State's 10 full-time coaches played at and graduated from Kansas State, a figure that is **tops among Power 5 programs**. A span of 35 years of graduates, from **Mo Latimore** in 1976 to **Collin Klein** in 2011 with **Dana Dimel, Sean Snyder, Andre Coleman** and **Blake Seiler** in between, these six coaches take extra pride in the success of K-State Football.

COACHES WORKING AT THEIR ALMA MATER

FBS PROGRAMS

6 

4 

4 

     3

BIG 12 PROGRAMS

6 

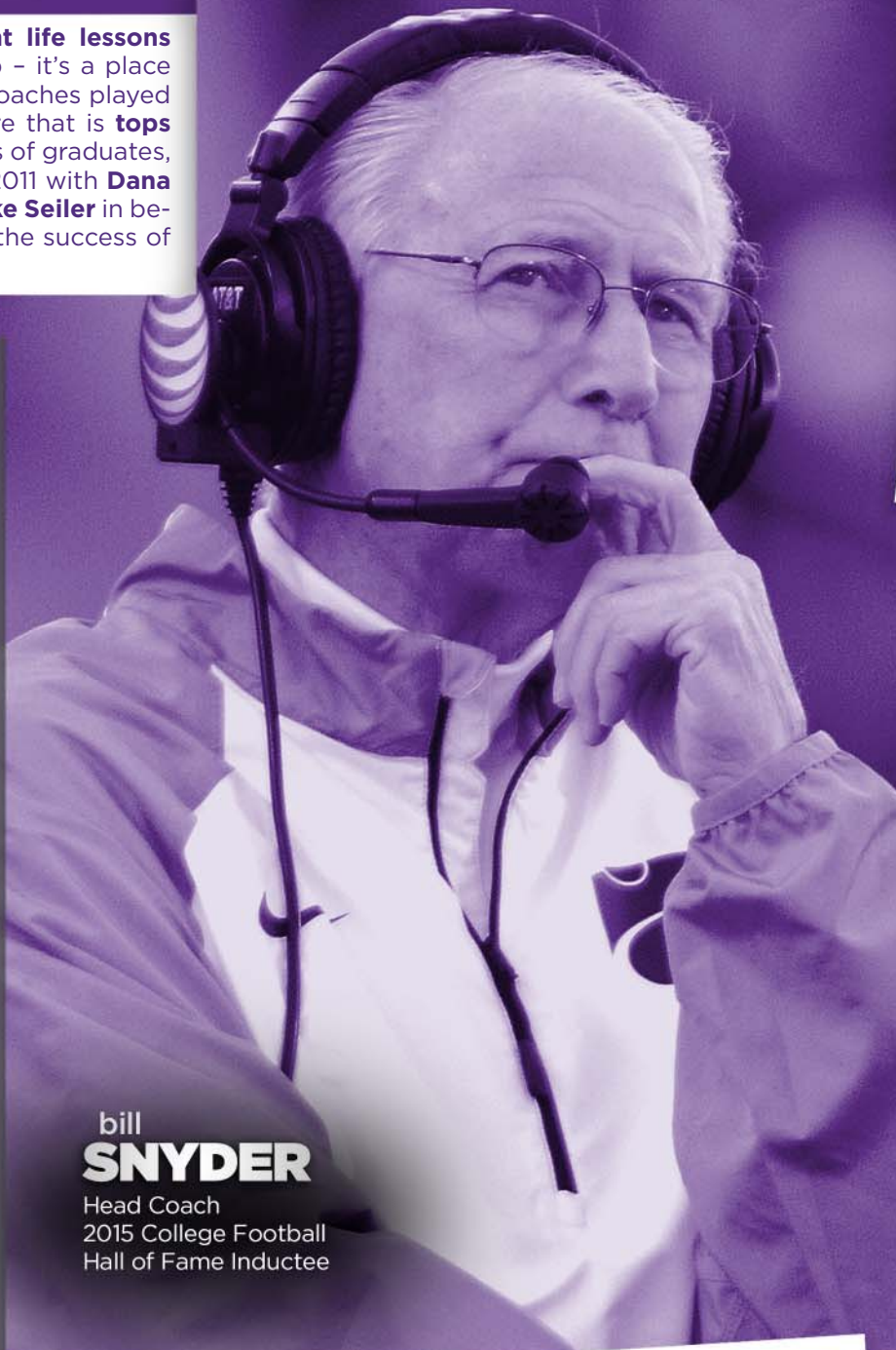
3 

3 

2 

2 

*In addition to the six full-time coaches that are K-State graduates, three GAs (**Travis Britz, Tre Walker, Stanton Weber**) and three quality control coaches (**Taylor Braet, Taylor Godinet, Drew Liddle**) also graduated from K-State.*



bill
SNYDER

Head Coach
2015 College Football
Hall of Fame Inductee



charlie
DICKEY

Offensive Line
Run Game Coordinator



mo
LATIMORE

Interior Defensive Line

DID YOU KNOW?

Wildcat coaches have participated in a **combined 144 bowls**, while three coaches on the staff have a **combined 32 years of head coaching experience**.



dana
DIMEL
Offensive Coordinator
Running Backs/Tight Ends



sean
SNYDER
Associate Head Coach
Special Teams Coordinator



collin
KLEIN
Quarterbacks



andre
COLEMAN
Wide Receivers
Pass Game Coordinator




tom
HAYES
Defensive Coordinator
Defensive Backs



blake
SEILER
Asst. Defensive Coordinator
Linebackers



jon
FABRIS
Defensive Ends





POWERCAT STRENGTH

Under the guidance of Director of Strength and Conditioning **Chris Dawson**, the K-State strength and conditioning program is committed to **maximizing the on-field performance** of every student-athlete. A veteran of **more than 20 years in the strength training and conditioning field**, Dawson was named the National Collegiate **Strength and Conditioning Coach of the Year** by the Professional Football Strength and Conditioning Coaches Society in 2007.

THE PROGRAM


K-State's strength and conditioning program, designed and overseen by Dawson along with his assistants - **Darren Honeycutt, Corey Meredith, Kevin Schadt** and **Evan Rapp** - combines weight training, plyometrics, stretching and flexibility exercises, running and proper nutrition to enhance each student-athlete's ability to compete.

STRENGTH AND CONDITIONING CENTER

The massive new **Strength & Conditioning Center** at the Vanier Family Football Complex is more than **double the footprint** of the previous building and features **multi-level height ceilings, natural lighting** and a **built-in plyometric ramp**.

PROPER NUTRITION


Maximizing on-field potential is more than just lifting weights and running; it's also ensuring that each student-athlete is benefiting from a nutritional and dietary program specific to their needs. Under the direction of K-State's first full-time sports nutritionist, **Scott Trausch**, K-State football players receive performance fueling strategies, team and individual nutrition education, hydration and body composition testing. Trausch works with **Chef Pedro Lozada** at the new **Ahearn Fund Student-Athlete Performance Table** in the West Stadium Center to coordinate nutritious meals for all K-State student-athletes.



ahearn fund
PERFORMANCE TABLE

ACADEMIC SUPPORT

At Kansas State, **being a champion** is more than winning trophies on the field – it's about providing student-athletes a **world-class experience**, which includes being a **champion in the classroom** and, most importantly, **becoming a champion in life**. K-State's program of **Academic Student Services for Athletics** assists, directs supports and promotes student development, academic achievement, academic athletic eligibility and **progress toward graduation**.



tyler
LOCKETT
2014 NFF Scholar-Athlete

STUDENT-ATHLETE ENHANCEMENT CENTER

The staff of the Student-Athlete Enhancement Center provides valuable services to help all 450-plus student-athletes at K-State:

- Student Orientation Program
- Academic Counseling Skills Training
- Develop Class Schedules
- Develop Graduation Timelines
- Tracks Academic Progress
- Tutoring and Mentoring Services

EMPHASIS ON GRADUATION

Thanks to the **diligent work** of the **Academic Student Services for Athletics** as well as the **emphasis placed on graduation** from Head Coach **Bill Snyder**, K-State has had tremendous success graduating football players.

YEAR	SENIORS GRADUATING	PERCENT
1993	16 of 19	84%
1994	13 of 15	87%
1995	13 of 15	87%
1996	12 of 16	75%
1997	16 of 17	94%
1998	12 of 14	86%
1999	19 of 24	79%
2000	4 of 9	44%
2001	17 of 22	77%
2002	15 of 21	71%
2003	19 of 22	86%
2004	20 of 27	74%
2005	16 of 20	80%
2006	8 of 13	62%
2007	19 of 21	90%
2010	21 of 24	88%
2011	20 of 22	91%
2012	21 of 21	100%
2013	18 of 22	82%
2014	14 of 16	88%
2015	19 of 20	95%
2016	20 of 20	100%
2017	17 of 18	94%
TOTAL	369 of 438	84%

student-athlete ENHANCEMENT CENTER





sean
NEWLAN



2017 spring GRADUATES

Who have the opportunity to work toward a master's degree with a year of eligibility remaining




tysyn **HARTMAN**
2011 NFF Scholar-Athlete




saec TUTOR ROOMS

DID YOU KNOW?

K-State has led the Big 12 in APR in three of the last four years. Additionally, 10 Wildcats have already obtained their undergraduate degrees from Kansas State.



andy
EBY



brooks
BARTA



jeron
MASTRUD


83


63


56


55


41


39


35


33


28

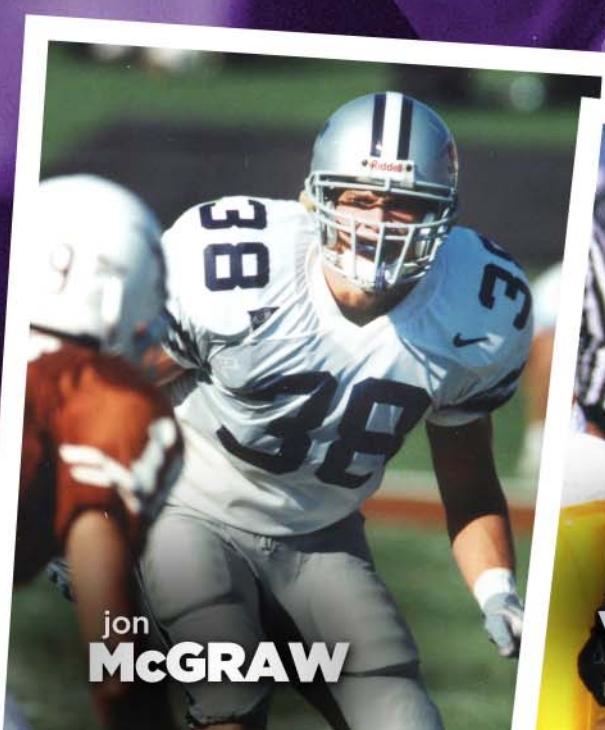

24

LEADERS ON THE FIELD AND IN THE CLASSROOM


K-State has a Big 12-leading 83 Academic All-Big 12 selections over the last three seasons, which is 20 more than the next closest program.



curry
SEXTON



jon
McGRAW



laird
VEATCH

tysyn
HARTMAN



ACADEMIC EXCELLENCE

Kansas State's **success on the field** is well documented, but the Cats have had a **long history of success in the classroom** as well. Most recently, the Wildcats have totaled a conference-leading **83 Academic All-Big 12 citations** over the last three seasons - **20 more than the next closest program** - which includes a **school record with 29 during the 2014 and 2016 seasons**. Additionally, there have been **12 Academic All-America selections** under head coach **Bill Snyder**.

ACADEMIC ALL-AMERICANS

Brooks Barta • LB (1992)	Ryan Lilja • OL (2003)
Jason Johnson • OL (1995-96)	Jeron Mastrud • TE (2009)
Kevin Lockett • WR (1995-96)	Tysyn Hartman • DB (2011)
Jon McGraw • DB (2000-01)	Curry Sexton • WR (2014)
Andy Eby • OL (2001)	

NFF SCHOLAR-ATHLETES

Russ Campbell • TE (1991)	Tysyn Hartman • DB (2011)
Brooks Barta • LB (1992)	Tyler Lockett • WR (2014)
Jason Johnson • OL (1996)	

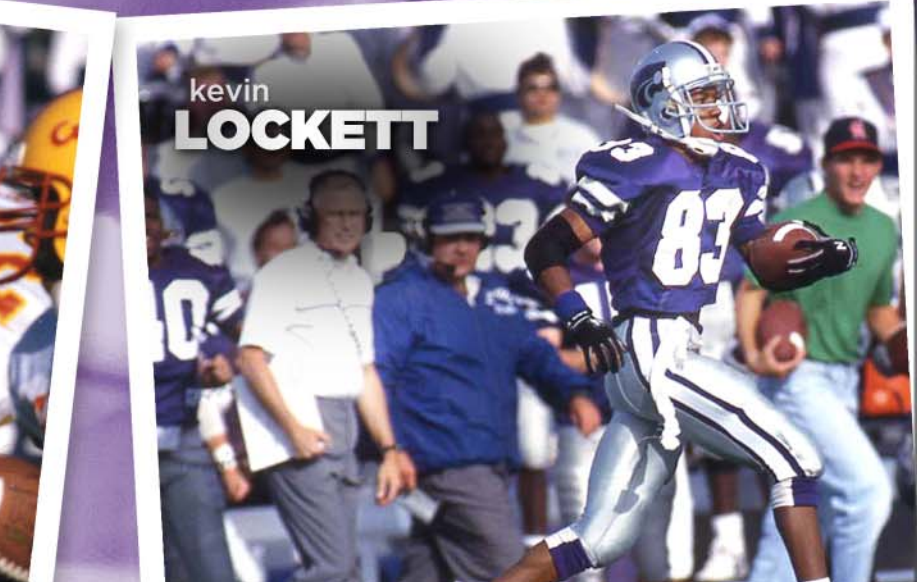
CFA SCHOLAR-ATHLETES

Brooks Barta • LB (1992)	Kevin Lockett • WR (1995-96)
Quentin Neujahr • OL (1993)	Dirk Ochs • DE (1995)
Laird Veatch • LB (1994)	Jason Johnson • OL (1996)
Matt McEwen • DE (1994)	

NFF HAMPSHIRE HONOR SOCIETY*

2009 Darrin Seiwert • TE	2015 Weston Hiebert • DB
2010 Jeron Mastrud • TE	Tyler Lockett • WR
Adrian Stryker • DB	Zach Nemecek • FB
2011 Corey Adams • LS	Curry Sexton • WR
Kevin Rohleder • LB	Jake Waters • QB
2012 Tysyn Hartman • DB	2016 Jack Cantele • PK
Alex Hrebec • LB	Glenn Gronkowski • FB
Payton Kirk • DE	Luke Hayes • OL
Jordan Voelker • DE	Stanton Weber • WR
2014 Jonathan Coleman • DB	2017 Will Davis • LB
Jared Loomis • WR	Joe Hubener • QB
	Ian Patterson • PK
	Matt Seiwert • DT

kevin
LOCKETT



SPECIAL SPECIAL TEAMS

K-State has always been known to have **excellent specialty units**, which has helped fuel **18 bowl seasons** under head coach **Bill Snyder**. Since 1991, **14** Wildcats have earned **All-America honors** for their work on special teams, including at least one in seven of the eight years since Snyder returned in 2009. Additionally, K-State picked up **three-straight Big 12 Special Teams Player of the Year awards** in **Tyler Lockett** (2013-14) and **Morgan Burns** (2015), while the Cats have had an All-Big 12 returner each of the last seven years.

SPECIAL TEAMS ALL-AMERICANS UNDER SNYDER

Sean Snyder • P (1991-92)

Andre Coleman • KR (1993)

Martin Gramatica • PK (1997-98)

David Allen • PR (1998-99)

Jamie Rheem • PK (1999-2000)

Aaron Lockett • KR (2001)

Terence Newman • PR (2002)

Brandon Banks • KR (2009)

Corey Adams • LS (2010)

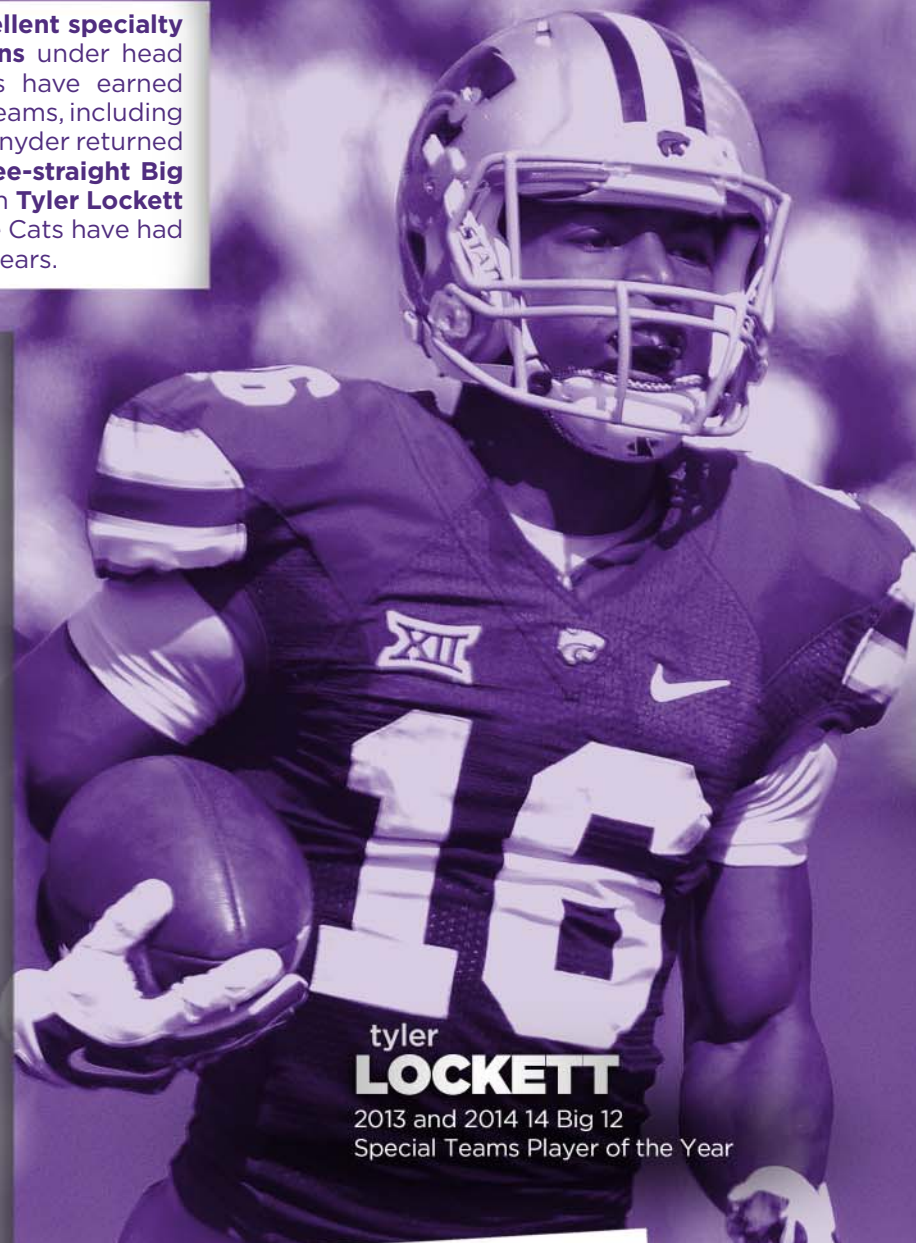
William Powell • KR (2010)

Tyler Lockett • KR (2011-14)

Anthony Cantele • PK (2012)

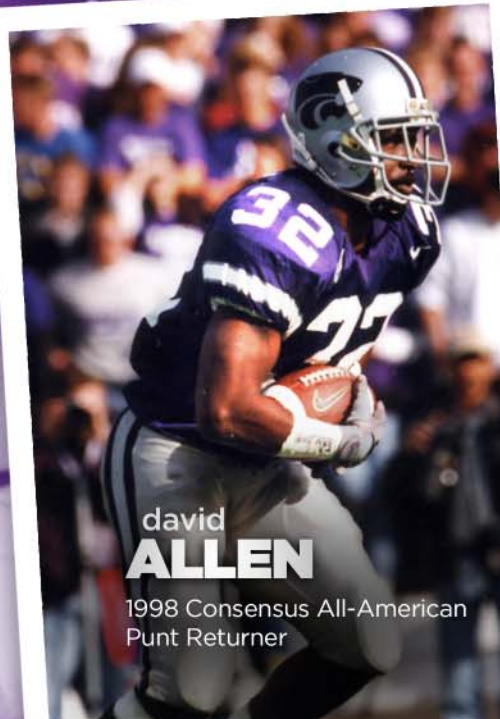
Matthew McCrane • PK (2014)

Morgan Burns • KR (2015)



tyler
LOCKETT

2013 and 2014 14 Big 12
Special Teams Player of the Year



david
ALLEN


1998 Consensus All-American
Punt Returner



42

PUNT/KICKOFF RETURN TDs

K-State leads the nation in combined punt- and kickoff-return touchdowns since 2005

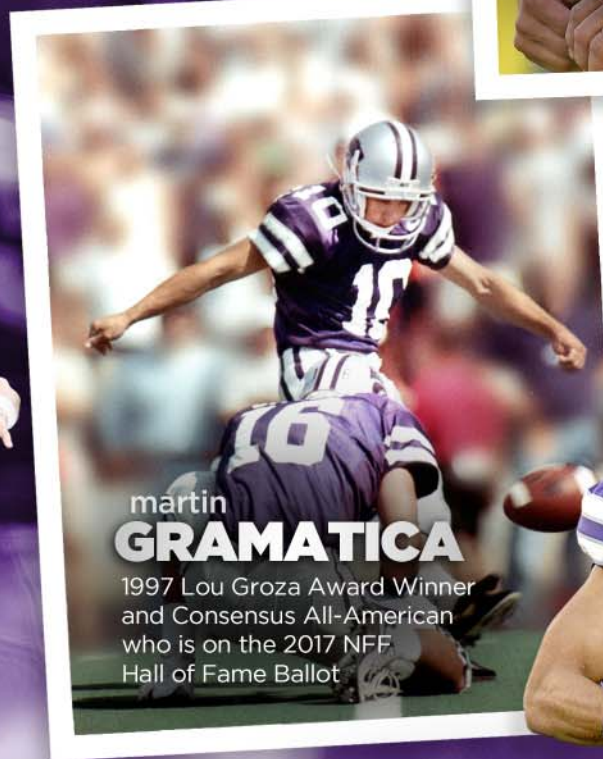


sean **SNYDER**

2015 National Special Teams Coordinator of the Year

matthew **MCCRANE**

2014 Honorable Mention and Freshman All-American



martin **GRAMATICA**

1997 Lou Groza Award Winner and Consensus All-American who is on the 2017 NFF Hall of Fame Ballot



morgan **BURNS**

2015 Big 12 Special Teams Player of the Year



byron **PRINGLE**

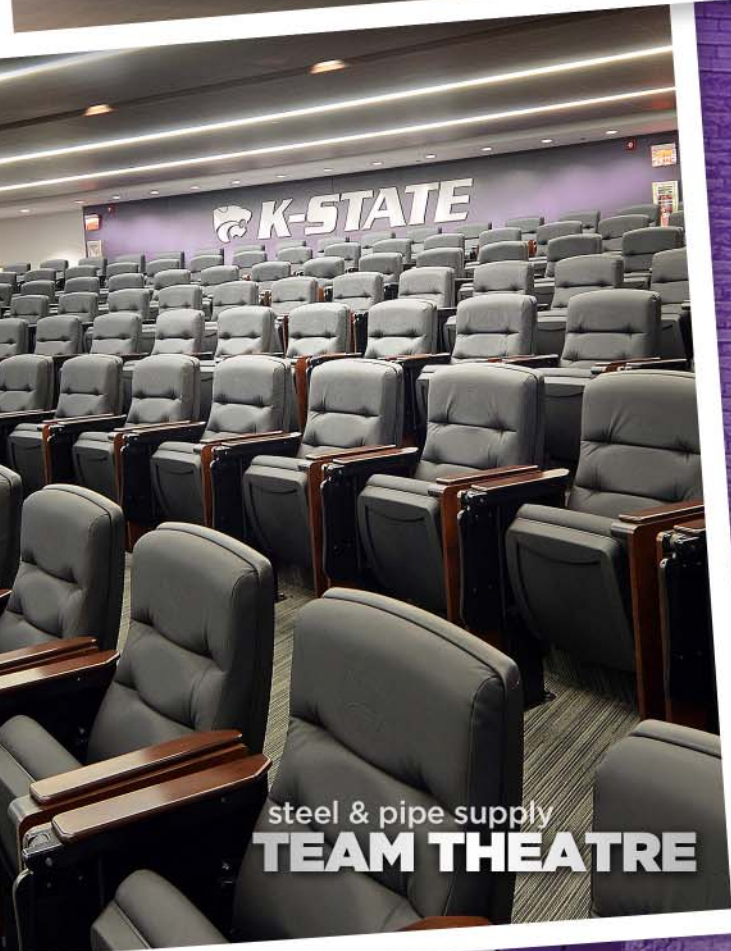
2016 All-Big 12 Kick Returner, the Seventh-Straight Year a Wildcat Returner Earned All-Big 12 Honors

DID YOU KNOW?

K-State has **three players** in the **top 25 of NCAA history** in career kickoff-return average, **more than any other school in the nation.**



shamrock trading corporation
FUELING STATION



steel & pipe supply
TEAM THEATRE



LOUNGE AREAS



nelson family
LOCKER ROOM



VANIER FAMILY FOOTBALL COMPLEX

K-State Football is housed in an all-in-one facility known as the **Vanier Family Football Complex**, which was demolished and rebuilt prior to the 2015 season before the final phase of the project was completed in 2016. The new facility - **Phase III of the Bill Snyder Family Stadium Master Plan** - is **more than double** the amount of space for student-athletes and coaches providing access to **world-class resources, equipment and facilities**, creating a more efficient experience to **train, study and compete**.



duane & bonnie saunders
**SPORTS MEDICINE
CENTER**



locker room
BARBERSHOP



indoor
PRACTICE FACILITY

TOP FEATURES OF THE VANIER FOOTBALL COMPLEX

NELSON FAMILY LOCKER ROOM

- A state-of-the-art locker room for gameday and practices that is designed in a unique football shape.
- Includes 140 lockers and access to three team lounges.
- More than double the size of the previous locker room.

SHAMROCK TRADING CORP. FUELING STATION

- Conveniently located outside the Nelson Family Locker Room and Strength & Conditioning Center.
- Stocked with Gatorade products and other nutritional options for both before and after workouts.

STEEL & PIPE SUPPLY TEAM THEATRE

- A 4,700 ft² space that includes 140 customized chairs.
- Used for team and recruiting meetings, departmental meetings and press conferences.

SAUNDERS SPORTS MEDICINE CENTER

- An expansive space located off the locker room with direct field access via the gameday tunnel.
- Equipped with an exam room, x-ray room and physician's office.

AHEARN FUND TRAINING TABLE

- Offers a world-class dining facility that serves the daily dietary needs of all student-athletes.
- Two levels of seating with a view of the field, plus a private entranceway offering student-athletes a quiet place to study or relax with friends.

INDOOR PRACTICE FACILITY

- A 94,000 ft² facility, which recently received a complete upgrade with the installation of new FieldTurf.
- Believed to be one of the largest in the nation, with enough space for full-squad practices and high enough to allow for full kickoffs and punts.

BILL SNYDER FAMILY STADIUM

Picturesque **Bill Snyder Family Stadium** has been the home of K-State's football team since 1968, making the **2017 season its 50th year of existence**. Originally named KSU Stadium, it was renamed in honor of legendary head football coach **Bill Snyder** by a proclamation of the Kansas Board of Regents on Nov. 16, 2005. The stadium opened its doors Sept. 21, 1968, with a **21-0 shutout of Colorado State**. The original seating capacity was set at 35,000, while **today's capacity sits at 50,000**.

WEST STADIUM CENTER

One of the biggest transformational projects in K-State Football and K-State Athletics history was the building of the **West Stadium Center at Bill Snyder Family Stadium**.

The first-class 250,00 ft² facility opened in Fall 2013 and impacts the daily experience of 450 student-athletes in addition to enhancing the gameday experience for all 50,000 K-State fans.

The West Stadium Center features amenities for all fans at Bill Snyder Family Stadium:

CONCOURSE LEVEL

- New concessions, restrooms and ticket offices replaced the previous west side facilities, which were originally built in 1968.
- A Fan Store and Hall of Honor is included on this level.

TERRACE LEVEL

- Features the Ahearn Fund Student-Athlete Performance Table (more on previous page).
- Tailgate Terrace is a great place to enjoy the unique tailgating atmosphere of a K-State gameday.

THEEDE CLUB/EDGERLEY FAMILY LOGE LEVEL

- Features the best sight lines in college football and is the premier seating area for Wildcat Fans.
- All club and loge season-ticket holders enjoy an all-inclusive food and beverage experience in the spacious lounges.


CARL & MARY ICE SUITE LEVEL

- Two levels of private suites that also offer numerous seating areas for relaxation.

DEV NELSON PRESS LEVEL

- Designated for media and coaches on game days and is the permanent home for the K-State Athletics Communications and K-StateHD.TV offices.








annual **HARLEY DAY**

Began in 1997 (More on Page 203)



pride of **WILDCAT LAND**

The Kansas State University Marching Band won the 2014 Sudler Trophy as the top marching band in the nation



wabash **CANNONBALL**

Voted the best pregame tradition in the Big 12





GAMEDAY IN MANHATTAN

An electric atmosphere. Gamedays in Manhattan at Bill Snyder Family Stadium provides **every fan**, young and old, with **non-stop excitement**, while the players that produce the blood, sweat and tears every Saturday, are provided with a **lifetime of memories**. From the play on the field to the attractions in and around Bill Snyder Family Stadium, **there's no other place** to be on an Autumn Saturday than Manhattan, Kansas, with **50,000 of your closest friends**.



HIGHEST PERCENTAGE OF CAPACITY FILLED IN 2016

105.78 

104.84 

103.84 

103.57 **N**

102.66 **M**

SELLOUT STREAK

40

Each of Kansas State's seven home games in 2017 are expected to sell out, which will push **K-State's sellout streak to 40-straight games** dating back to 2013. Of the largest 25 crowds in stadium history, 22 have come over the last four seasons, while the Wildcats are **averaging 52,453 fans during the sellout streak**.

OPPONENT REACTION

"I talked to people from Auburn at the Senior Bowl, and they were like, **'Man, your fans are crazy!'** The fans make it one of the **craziest places to play in.**"

- Former K-State wide receiver **Tyler Lockett**

team TUNNEL

Featuring purple neon lights and 16 Goals for Success lining the walls



CATS IN THE COMMUNITY

A lot more goes into being a student-athlete at Kansas State than just working out and going to class. **K-State's Life Skills program** focuses on encouraging student-athletes to become **strong leaders** and **positive role models**. K-State players are encouraged to get involved in their community, not only in Manhattan, but throughout the world. The goal of these programs is not only to enhance the student-athlete experience, but **expand character** and **provide leadership opportunities**.

Below are just a few of the numerous community-service activities players participate in on an annual basis.

SENIOR KATS

Through the Senior Kats program, players visit the assisted living facilities in Manhattan, introducing themselves and spending time with every resident in the facility.

JUNIOR KATS

In Junior Kats, K-State Football players travel to various middle schools in the Manhattan area and speak to kids about staying in school, the importance of remaining drug free, as well as talking about working together as a team.

SPECIAL OLYMPICS

Each spring, K-State student-athletes host an annual sports clinic for the athletes who are a part of the Kansas Special Olympics. Olympians travel from surrounding areas to participate in sports stations involving each of K-State Athletics' teams.

ADOPT A FAMILY

K-State student-athletes partner with the Junior League of the Flint Hills each holiday season to help out the community by participating in the annual Adopt-a Family program. Students provide holiday gifts to families who would otherwise be without during the holiday season.

A WINNING TEAM



Since 2006, K-State Football has partnered with units at nearby Fort Riley, located just 20 minutes away from Bill Snyder Family Stadium. K-State is currently partnered with the 1-16 Infantry Division of the U.S. Army, known as the Iron Rangers.

The Wildcats have made several trips to Fort Riley, including trips each of the last two summers to go through Physical Training (PT).

Many Fort Riley soldiers travel to Manhattan each year for the annual Fort Riley Day game. In 2017, the contest against West Virginia on November 11 will serve as Fort Riley Day.



cats across CONTINENTS

In the summer of 2016, three Wildcats - Dante Barnett, Steven West and Tyler White - traveled to Costa Rica as part of the Courts for Kids program



cats in the **CLASSROOM**



FORT RILEY DAY

In 2016, K-State wore special white camo helmets to celebrate Fort Riley Day



special **OLYMPICS**

FLYMHK
Manhattan Regional Airport



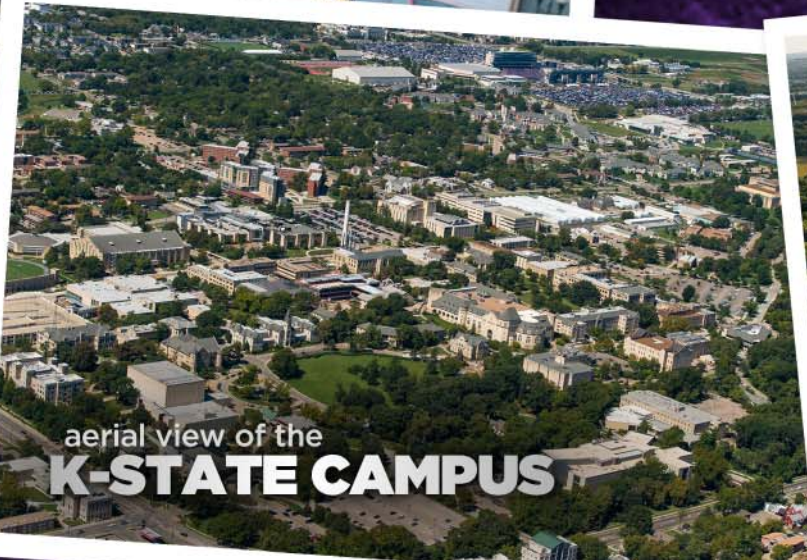
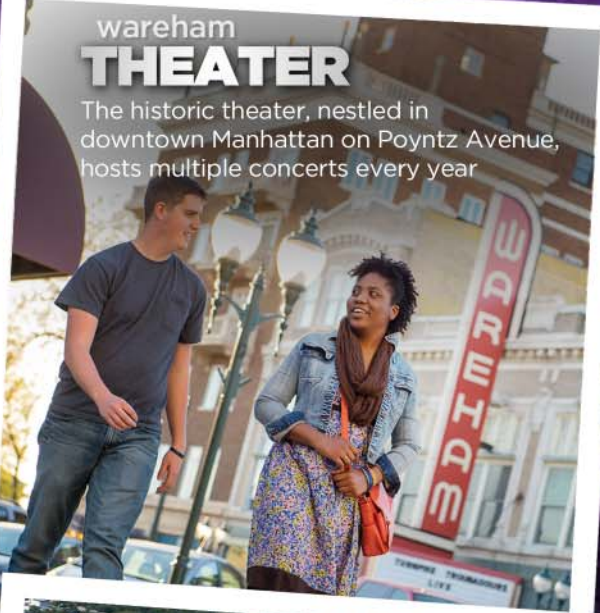
manhattan regional
AIRPORT

Features five daily American Airlines flights with service to Dallas-Fort Worth Airport and Chicago O'Hare Airport



wareham
THEATER

The historic theater, nestled in downtown Manhattan on Poyntz Avenue, hosts multiple concerts every year



aerial view of the
K-STATE CAMPUS



surrounding
LAKES

Two of the state's largest lakes - Tuttle Creek Lake and Milford Lake - makes Manhattan an attractive destination for outdoor recreational enthusiasts

AMERICA'S NO. 1 COLLEGE TOWN

When it comes to classic college towns, the **Little Apple ranks as the nation's best**. Although considerably smaller than its New York namesake, Manhattan has blossomed into a **diversified city with urban amenities** while retaining its **small-town appeal**. Manhattan also has many appealing paces to shop, eat and socialize. **Aggieville**, an area that features over 35 restaurants and shops, continues to be **particularly popular with students** and is located on the southeast edge of campus.

ZAC BROWN BAND

Performed at Bill Snyder Family Stadium in September 2016

FAST FACTS ON MANHATTAN, KANSAS

#1

MSN.com ranked the city of Manhattan No. 1 on its list of *10 Best College Towns To Live In, Even If You're Not a Student*.

#1

Manhattan was ranked #1 in **Quality of Life** among American small cities by **CNN**, while **Business Insider** ranked Manhattan as the **No. 6 Most Exciting Small City in the United States**.

FASTEST GROWING

Manhattan is the **fastest growing metro area** in the state of Kansas, and one of the **top 15 fastest growing cities in the country**. It also ranked in the top one-percent nationally in personal income growth.


TOP 50 PLACE TO LIVE

Men's Journal named Manhattan one of the **Top 50 Places to Live in America**, while **Money Magazine** named Manhattan one of the **Top 10 Places to Retire Young in the USA**.

AGGIEVILLE

(Below) A popular area across from campus that is home to over 35 restaurants and shops





“Don’t take anything for granted.”

Without a doubt, every K-State team under Hall of Fame head coach **Bill Snyder** that has been successful one year and brings back a bevy of veterans the next has heard this phrase hundreds of times. No matter how well the Wildcats played the year prior and how many players are back for the next season, past results do not equal future success.

However, success is the expectation in 2017 among everyone inside the Vanier Family Football Complex.

The Wildcats are coming off a 9-4 campaign in 2016 even though they sat at the halfway mark with a 3-3 overall record and a 1-2 standing in the Big 12. The Wildcats suffered a 38-17 defeat at 19th-ranked Oklahoma during the third weekend of October and faced a crossroads in their season.

All the Wildcats did from that point on was finish 6-1, including a victory over Texas A&M in the Texas Bowl, their first bowl win since 2013. The lone defeat during that stretch was a

six-point setback against No. 18 Oklahoma State, one that ended with the Wildcats in the red zone as time expired. Despite the tough loss, K-State ended the regular season with three-straight wins by an average margin of 20 points before holding off a tough Aggie squad to finish the year hoisting a trophy.

The success in 2016 was even more impressive considering it was accomplished by arguably the youngest in Snyder’s 25 years at the helm, a squad that combined for 135 starts by freshmen and sophomores.

Success by its youth in 2016 translates into experience and battle-tested veterans in 2017, a group that boasts 44 returning letterwinners and 14 starters, including eight that earned All-Big 12 honors in 2016. The leadership – beginning with captains **Jesse Ertz, D.J. Reed, Dalton Risner, Trent Tanking** and **Dayton Valentine** – will be there to remind them that last year was last year and only the work put into the offseason and fall camp will translate to the field in 2017.



OFFENSIVE STARTERS RETURNING/LOST

Returning (8)

OL Abdul Beecham Jr.-1L 6-3, 320

- Played in eight games with five starts during his first season in Manhattan... An integral part of one of the top rushing attacks in the nation in 2016.

FB Winston Dimel Jr.-2L 6-1, 235

- A two-time First Team All-Big 12 fullback who has 18 career rushing touchdowns, including 12 as a sophomore... Has started all 26 career games played.

QB Jesse Ertz Sr.-2L 6-3, 212

- The MVP of the 2016 Texas Bowl who had a stellar end of his first season as a starter... One of only four QBs in the nation in 2016 and one of only three in school history to rush for 1,000 yards and pass for 1,500 yards.

OL Scott Frantz So.-1L 6-5, 297

- Started all 13 games at left tackle, the first freshman to start an entire season at the position since at least 1988.

OL Reid Najvar Sr.-1L 6-4, 295

- Shined in his first season as the starting center, earning Honorable Mention All-Big 12 honors from the league's coaches.

WR Byron Pringle Jr.-1L 6-2, 205

- A dynamic player who started all 13 games at receiver, including the final four games when he averaged 4.75 catches, 89 yards and totaled two 70-plus yards touchdowns en route to Honorable Mention All-Big 12 honors... Also dangerous on kick returns, picking up First Team All-Big 12 accolades.

OL Dalton Risner Jr.-2L 6-5, 300

- A First Team All-Big 12 right tackle in 2016 after switching from center, where he was a Freshman All-American... Helped spearhead an offensive line that provided one of the best rushing attacks in the nation a year ago.

TE Dayton Valentine Jr.-2L 6-4, 270

- Started all 13 games as a sophomore, primarily as a blocking tight end as he helped the Wildcats produce one of the best rushing offenses in 2016... An Honorable Mention All-Big 12 performer a season ago.

Lost (3)

WR Deante Burton 4L 6-2, 209

- A four-year letterwinner who made 35 career starts, including the final 26 games of his career... Became the 29th player in school history with 1,000 career receiving yards.

OL Terrale Johnson 2L 6-1, 312

- A former community-college transfer that started 17 career games and played in 23 career contests... Helped the Wildcats set the school record in yards per carry (5.27) and rank as one of the top rushing offenses a season ago.

RB Charles Jones 3L 5-10, 208

- A tough runner who played in 39 career games with 12 starts, all coming in 2016... Finished eighth in school history in career yards per carry (4.7), while he finished 13th in career rushing yards (1,832).

OFFENSE

A returning starter at quarterback. A stable of running backs. Playmakers at receiver. A veteran offensive line. Those four elements have every-one around K-State excited about the potential of the Wildcat offense in 2017. A unit that averaged over 425 yards and 33 points during the 6-1 finish last year brings back eight starters and hopes that the proficiency exuded over the final stretch of the season can be a constant throughout the 2017 campaign.

In addition to the veteran leaders, newcomers and those waiting in the wings at skill positions bring even more excitement to those wearing purple that this year's offense could be one of the best in school history.

QUARTERBACK

Those around the program know the history of returning starting quarterbacks under Bill Snyder. Jesse Ertz (6-3, 212, Sr.-2L), the MVP of the 2016 Texas Bowl, hopes to add his name to the list of heralded signal callers who made a considerable jump from their junior and senior seasons in Jake Waters, Collin Klein, El Roberson, Jonathan Beasley and Michael Bishop. On average, the group increased its passing by 40.3 yards per game as a senior and saw its collective completion percentage raise by 5-percent.

One of the headlines of that group is Klein, a 2012 Heisman Trophy and Davey O'Brien Award winner, who enters his first season coaching the position he excelled at from 2010 to 2012. Under his direction, Ertz will attempt to join the list of star-studded quarterbacks to finish off their careers at K-State on a high note. And if the end of his junior campaign is any indication, he could very likely end up on that list.

In 2016, Ertz was one of just three quarterbacks in school history to rush for 1,000 yards and pass for 1,500 yards in a season, while he was one of only four in the nation to accomplish the feat last year. During the final seven games, Ertz threw for nearly 1,000 yards while rushing for over 700 yards with eight touchdowns. He saved his best passing efforts for last as he threw for 159 yards in the season regular-finale against TCU – a game that featured an 83-yard scoring strike – in addition to 195 yards with a 79-yard touchdown pass in the Texas Bowl.

Although it's not for starting duties, a K-State fall camp would not be the same without a quarterback battle, and this year's version is for the backup spot between Alex Delton (6-0, 200, So.-1L) and Skylar Thompson (6-2, 209, Fr.-RS), both highly-rated players within the region coming out of high school. Also adding depth is Hunter Hall (6-3, 224, So.-SQ).

BACKFIELD

K-State's stout running game was back in 2016 as it recorded one of the best rushing seasons in school history, highlighted by a school-record 5.27-yard per carry average. The Wildcats rushed for at least 200 yards in nine games – including each of the last seven contests – while they reached the 300-yard mark four times.

Although 12-game starter Charles Jones graduated, the Wildcats return 79.8-percent of their rushing yards from a year ago, led by Ertz, Justin Silmon (5-10, 195, Jr.-2L) and Alex Barnes (6-1, 227, So.-1L), in addition to Winston Dimel (6-1, 235, Jr.-2L) paving the way at fullback while also being a weapon in short-yardage and goal-line situations.

Silmon and Barnes will battle for starting duties during fall camp, but both will see ample playing time throughout the season. Silmon totaled 210 yards over the final two games of the year, including the TCU game when he set a career high with 133 yards.

Barnes had one of the best rookie campaigns by a Wildcat running back, carding 442 yards to rank second in school history among freshmen. He averaged 7.89 yards per carry – the most in school history among players with 50 or more attempts – while he was the only player in the league without a negative rush with 50 or more carries. He also became the first freshman in school history with consecutive 100-yard games when he did so against Baylor (129) and Kansas (103), while his effort against the Bears included a freshman-record four touchdowns.

In addition to Silmon and Barnes, Dalvin Warmack (5-8, 187, Jr.-2L) looks to break out during his fourth season in the program after setting career highs in rushes (41) and yards (211) as a sophomore.

Dimel, a two-time First Team All-Big 12 performer, has been a stout lead blocker over the last two years in addition to being a capable runner himself. The Manhattan product has 18 career rushing scores, including 12 as a sophomore to tie for third in the Big 12. Furthermore, Dimel has averaged 23.4 yards on 14 career receptions with a pair of receiving touchdowns.

Backing up Silmon, Barnes and Warmack at running back are a pair of in-state redshirt freshmen in Tyler Burns (5-11, 215) and Mike McCoy (6-2, 233), while in-state products Mason Barta (6-1, 242, Fr.-HS) and Konnor Cook (6-1, 242, Sr.-SQ) will battle for playing time behind Dimel at fullback.

WIDE RECEIVERS/TIGHT ENDS

Plenty of playmakers return at receiver, which is led by a trio of Byron Pringle (6-2, 205, Jr.-1L), Dominique Heath (5-9, 175, Jr.-2L) and Isaiah Zuber (6-0, 182, So.-1L). Add in Carlos Strickland II (6-1, 212, So.-SQ), who was one of the top recruits in the nation in 2015 and sat out last year after transferring from California, and K-State feels it has multiple options at the position.

Pringle, who transferred to K-State from Butler Community College, led the team in yards (631) and touchdowns (4) as he became the Wildcats' first community-college transfer under Snyder to total at least 600 receiving yards in his first fall at K-State. The Tampa, Florida, product ended the year with consecutive 100-yard contests, going for 126 yards at TCU and 107 vs. Texas A&M, which included scoring strikes of 83 and 79 yards, respectively.

Heath saw his production increase from his freshman to sophomore seasons, leading the team in receptions with 45 for 438 yards and three scores. He had a 101-yard game at Oklahoma, which included a 54-yard score, and totaled at least four catches in six games.

Similar to Heath's freshman year, Zuber played in every contest and logged 24 receptions for 192 yards and two touchdowns as he looks to take a step forward in his second season on the field.

Strickland could help overcome the loss of graduating receiver Deante Burton, who was third on the team in catches and yards as a senior. Strickland redshirted at California as a true freshman and sat out last season at K-State due to NCAA transfer rules, but enters with plenty of credentials as he was rated the 12th-best receiver in the Class of 2015 after hauling in 84 receptions for 1,770 yards and 27 scores as a prep.

Zach Reuter (6-3, 197, Jr.-1L) has been dependable during his two seasons on the field and will continue to contribute on offense and special teams, while Isaiah Harris (5-8, 166, So.-1L) played as a true freshman in 2016, collecting 10 receptions for 78 yards.

A member of Harris' recruiting class, redshirt freshman D.J. Render (5-10, 176, Fr.-RS) is also looking to contribute in his first year on the field.

K-State returns All-Big 12 tight end Dayton Valentine (6-4, 270, Jr.-2L), who is a formidable blocker and looks to develop in the passing game. Also back is Blaise Gammon (6-7, 267, So.-1L), who played in all 13 games in 2016, in addition to redshirt freshman Nick Lenners (6-5, 254).

OFFENSIVE LINE

The biggest question on offense entering the 2016 campaign was at offensive line, but under the guidance of run game coordinator/offensive line coach Charlie Dickey, the unit became the offense's biggest strength. What makes that feat even more impressive is it was done with a vast majority of underclassmen as five players that earned significant playing time along the line last year are back for more in 2017.

The group that paved the way for the school-record yard per carry average helped the 2016 Wildcats rank third in school history in total rushing yards (3,013) and rushing yards per game (231.8), and seventh in rushing touchdowns (39) produced three All-Big 12 performers, two of which are back this year in center Reid Najvar (6-4, 295, Sr.-1L) and right tackle

Dalton Risner (6-5, 300, Jr.-2L). Additionally, two redshirt freshmen from a year ago picked up honors as guard Tyler Mitchell (6-4, 307, So.-1L) was a Big 12 All-Freshman team pick by *Athlon* and left tackle Scott Frantz (6-5, 297, So.-1L) picked up multiple All-Bowl team honors after stonewalling eventual No. 1 NFL Draft pick Myles Garrett in the Texas Bowl.

Risner earned First Team All-Big 12 honors at right tackle despite moving out from center prior to his sophomore campaign. The Wiggins, Colorado, product will continue to help guide the offensive line that will look to duplicate the rushing efficiency while keeping the pocket clean for Ertz. Najvar picked up All-Big 12 honors as a 13-game starter at center in 2016 despite only playing in four career games enter the year.

Mitchell and Abdul Beecham totaled 11 starts between the two at left guard and should be in line to take both guard spots in 2017.

Backing up along the front line is Adam Holtorf (6-4, 293, So.-SQ) at center; Brentae Matthews (6-5, 321, Jr.-RS), Evan Curl (6-5, 284, So.-SQ) and Glenn Williams (6-6, 305, So.-SQ) at guard; and Bryce Fitzner (6-7, 287, Jr.-1L), Nick Kaltmayer (6-8, 280, So.-RS) and Alec Ruth (6-7, 300, Jr.-SQ) at tackle.

DEFENSE

The Wildcat defense returns six double-digit game starters but must replace a void in the second level as three players return on the line and three in the secondary. Two others who made at least one start in 2016 return as do many others who earned valuable playing time in 2016, so it's not as if the cupboard is completely bare.

A dominating pass rush along the line is coupled with a fiercely competitive secondary that should help the transition to two new starters at linebacker in K-State's 4-2-5 defensive alignment. K-State is trying to duplicate its defensive success from a year ago in which the Wildcats ranked 11th nationally in rush defense and averaged keeping their opponents 14.1 points below their season mark.

If the Wildcats can break in the two new starters at linebacker the way they did a brand new offensive line in 2016, K-State could enjoy success on defense yet again.

DEFENSIVE LINE

A 13-game starter in 2016 and two-time First Team All-Big 12 defensive tackle, Will Geary (6-0, 306, Sr.-3L), returns to anchor the line and is joined by a 12-game starter next to him in the middle in Trey Dishon (6-2, 311, So.-1L). Another sophomore, Reggie Walker (6-2, 242), returns after earning Big 12 Defensive Freshman of the Year accolades, while three-year letterwinner Tanner Wood (6-5, 260, Sr.-3L) is back after starting a pair of games toward the end of 2016.

Geary, the first defensive tackle in school history to earn two-straight First Team All-Big 12 honors from the Associated Press, has 45 tackles in each of the last two years.

A product of Horton, Kansas, Dishon had 18 tackles over his 12 games as he generally plugged the middle to give the linebackers a path to the ball carrier. The in-state product had his best game of the year against Kansas, tallying a career-high 2.0 sacks.

Walker and Wood combined for 16.0 TFLs and 8.5 sacks a year ago and will look to increase their production under new defensive ends coach Jon Fabris, who coached the position at K-State in 1997 and 1998. Walker, who was named a Freshman All-American by the Football Writers Association of America, ranked fourth nationally among freshmen in sacks with 6.5, while he led all Big 12 rookies in both TFLs and sacks. Wood started the Kansas and TCU games as he looks for more production with increased playing time.

Backing up at defensive tackle is Ray Price (6-2, 295, Sr.-1L), who played in six games after transferring from Cerritos College, in addition to Jordan Robertson (6-3, 256, Fr.-RS) and Joe Davies (6-3, 275, So.-TR), a transfer from Coffeyville Community College.

On the end, Walker and Wood will be backed by Kyle Ball (6-2, 241, So.-SQ), who had two sacks in five games a year ago, in addition to Davis Clark (6-2, 260, Sr.-2L), C.J. Reese (6-1, 260, Jr.-1L) and Bronson Massie (6-4, 231, Fr.-RS).

2017 SCHEDULE

Date	Opponent	Site	Time/TV	Series	Notes
9/2	Central Arkansas	Manhattan, Kan.	6:10 p.m./KSHD-TV	0-0	Cats play Southland Conf. team for 3rd time
9/9	Charlotte	Manhattan, Kan.	11 a.m./FSN	0-0	49ers coached by former Cat Brad Lambert
9/16	Vanderbilt	Nashville, Tenn.	6:30 p.m./ESPNU	0-1	First meeting since 1984
9/30	Baylor	Manhattan, Kan.		8-6	Cats looking for first home W vs. BU since '11
10/7	Texas	Austin, Texas		10-7	K-State holds a 7-2 mark in last 9 meetings
10/14	TCU	Manhattan, Kan.		5-5	Cats are 3-2 since TCU joined Big 12 in '12
10/21	Oklahoma	Manhattan, Kan.		19-74-4	K-State has dropped last 6 vs. OU at home
10/28	Kansas	Lawrence, Kan.		45-64-5	Cats have won 8-straight by avg. margin of 30.25
11/4	Texas Tech	Lubbock, Texas		8-9	K-State is 5-1 in last 6 meetings
11/11	West Virginia	Manhattan, Kan.		5-2	K-State has won last two matchups in MHK
11/18	Oklahoma State	Stillwater, Okla.		24-39	Cats in search of first win at OSU since 1999
11/25	Iowa State	Manhattan, Kan.		47-49-4	K-State riding 9-game winning streak

LINEBACKERS

A trio of veteran linebackers who have shined on special teams throughout their careers will get the first crack at starting in the second level in **Trent Tanking** (6-2, 225, Sr.-3L), **Jayd Kirby** (6-2, 222, Sr.-2L) and **Sam Sizelove** (6-3, 230, Jr.-2L). The new energy on the field will be matched by their coach, **Blake Seiler**, who is moving from defensive ends while picking up assistant defensive coordinator responsibilities.

Tanking, a team captain for the 2017 season, carded 19 tackles last season, including five stops and an interception at TCU when he logged significant time at linebacker. Sizelove has 22 career tackles, including a career-high eight when playing a majority of the game on defense against Oklahoma in 2015. Kirby, a former transfer from Navarro College, has served as an impact player on special teams but will also look to add more defensive duties to his plate.

Although there is no returning experience as a primary linebacker, the Wildcats are not void of options behind the veteran trio as sophomores **Justin Hughes** (6-1, 227), **Chase Johnston** (6-3, 231) and **Elijah Sullivan** (6-0, 220) will all push for playing time, in addition to **Da'Quan Patton** (6-2, 200, Jr.-TR), a transfer from Trinity Valley Community College. The veterans and younger players in the mix should make the battle for starting duties during fall camp one to watch.

SECONDARY

Three juniors that started at least 10 games apiece in 2016 in addition to a rising senior occupy four of the five secondary spots and should be one of the better aerial defenses in the pass-happy Big 12. The group, under the direction of defensive coordinator **Tom Hayes**, brings back both starting cornerbacks and one of the starting safeties in addition to a nickelback who saw significant time toward the end of 2016.

The cornerback group is anchored by **D.J. Reed** (5-9, 188, Jr.-1L), the 2016 Big 12 Defensive Newcomer of the Year, and **Duke Shelley** (5-9, 178, Jr.-2L). Reed burst onto the scene after transferring from Cerritos College as he logged three interceptions and 19 passes defended, the latter tying for fifth nationally and third in school history. The First Team All-Big 12 honoree returned an interception against Texas Tech 35 yards for a touchdown en route to Big 12 Newcomer of the Week honors.

Shelley, who started the final eight games of the regular season during his true freshman campaign of 2015, started 10 contests a year ago and picked off three passes himself, including a pick-six against Oklahoma State. He tallied all three of his interceptions against Big 12 foes to rank fourth in the conference in league-only games.

Kendall Adams (6-1, 221, Jr.-2L) has started 18 games over the last two years and benefited from learning from one of the best in school history, **Dante Barnett**, who graduated last year. Adams ranked fifth on the team in tackles, but he turned it on toward the end of the year by averaging 6.25 stops over the final four contests. He ended the year on a high note as well, tallying seven tackles and recording his second interception of the year against Texas A&M in the Texas Bowl.

At nickelback, **Cre Moore** (6-0, 184, Sr.-2L) started the final three games and produced 11 tackles, including 2.0 TFLs at TCU, to go along with pass breakups against the Horned Frogs and Aggies. Moore will look to slide into the permanent spot at that position during his senior campaign.

Looking to fill the other safety spot is **Brogan Barry** (6-2, 200, Sr.-2L), **Denzel Goolsby** (5-11, 192, So.-1L), **Sean Newlan** (6-2, 206, Sr.-3L) and **Elijah Walker** (6-3, 210, Jr.-TR). Barry, Goolsby and Newlan have been special-teams standouts during their careers, while Newlan started four games at safety in 2015. Walker comes to K-State from Cerritos College as the nation's top community-college safety.

Other returning veterans battling for playing time and serving roles on special teams include **Johnathan Durham** (6-0, 185, So.-1L), **Colby Moore** (6-1, 200, Jr.-2L), **Jordan Noil** (6-2, 179, Jr.-SQ) and **AJ Parker** (5-11, 166, Fr.-RS).

SPECIALISTS

With three-year performers at place kicker and punter in addition to three capable returners and three-time National Special Teams Coordinator of the Year finalist **Sean Snyder** running the operation, the Wildcats' specialty units should be strong yet again in 2017.

Seniors **Matthew McCrane** (5-10, 165) and **Nick Walsh** (5-11, 207) are back to handle place kicking and punting duties, respectively. McCrane, who has battled injuries throughout his career, is a two-time All-Big 12 place kicker. The Brownwood, Texas, native has made

90-percent (36-of-40) of his career field goals to rank first in school history and fourth nationally among active players.

Walsh, a former walk-on from Lyndon, Kansas, has earned All-Big 12 accolades in his career as he ranks sixth in school history in career average (41.88) and seventh in yards (6,700). He is coming off a banner year in which he tallied a new career high with a 42.8-yard average.

For the 11th-straight year a Wildcat kick returner earned All-Big 12 accolades – including the sixth time in the last eight seasons it was a first-team honor – as **Byron Pringle** averaged 28.7 yards on 23 returns with a 99-yard touchdown run against Texas Tech. However, Pringle was far from the only weapon in the return game as **D.J. Reed** returned kickoffs over the final four games, averaging 28.3 yards on nine returns.

A majority of the punt-return duties fell to **Dominiq Heath**, who picked up Honorable Mention All-Big 12 honors after a 12.9-yard average that featured a 75-yard return score against FAU.

SCHEDULE

A seven-game home slate – including five against Big 12 foes – and a trip to an SEC opponent for the first time in 10 years highlights the schedule in 2017. The Wildcats open the year with consecutive home games for the first time since 2013, hosting Central Arkansas on Sept. 2, followed by Charlotte on Sept. 9.

The Wildcats' first road game of 2017 is in Nashville, Tennessee, as they face Vanderbilt on Sept. 16. It marks K-State's first game at an SEC opponent since traveling to Auburn in 2007 and the first meeting against Vandy since 1984.

K-State opens conference play at home for just the fifth time in the 22-year history of the Big 12 – and the first time since hosting Baylor in 2011 – as it entertains the Bears on Sept. 30, looking for its first home win over BU since that 2011 meeting. After a trip to Austin, Texas, to take on the Longhorns on Oct. 7, the Wildcats host Big 12 foes in consecutive games in TCU (Oct. 14) and Oklahoma (Oct. 21).

The Dillons Sunflower Showdown commences in Lawrence, Kansas, on Oct. 28, as K-State will look for its ninth-straight win over Kansas and fifth-straight on the road. Another road game follows when the Wildcats travel to face Texas Tech in Lubbock, Texas, on Nov. 4.

The final stretch of the 2017 regular season begins at home on Nov. 11, when K-State hosts West Virginia prior to a tough road matchup at Oklahoma State on Nov. 18. The Wildcats are looking to break a five-game losing skid in Stillwater, a stretch that has an average final margin of 3.8 points per game. K-State ends the regular season in Bill Snyder Family Stadium against Iowa State on Nov. 25, as it hopes to extend its nine-game winning streak over the Cyclones and improve its 23-4 record in the series since 1990.

With a veteran roster hungry to improve off its 9-4 record in 2016, K-State is looking to become one of the top two finishers in the regular-season standings to compete for the conference title in the Big 12 Championship Game on the weekend of Dec. 2. The championship game returns after a six-year absence and will be played at AT&T Stadium in Arlington, Texas.

DEFENSIVE STARTERS
RETURNING/LOST

Returning (6)

DB Kendall Adams Jr.-2L 6-1, 221

- Has appeared in 18 career games, including starting all 13 games in 2016... Ranked fifth on the team with 62 tackles last year while recording INTs vs. FAU and Texas A&M.

DT Trey Dishon So.-1L 6-2, 311

- Started 12 games in 2016, becoming the first freshman to start at defensive tackle under Bill Snyder since 2005.

DT Will Geary Sr.-3L 6-0, 306

- A 13-game starter in 2016 who is the first K-State defensive tackle in school history to earn consecutive First Team All-Big 12 honors from the Associated Press.

DB D.J. Reed Jr.-1L 5-9, 188

- The 2016 Big 12 Defensive Newcomer of the Year ranked fifth nationally and tied for first in school history with 19 passes defended... Tied for second on the team with 75 tackles... Also averaged 28.3 yards on kickoff returns over the final four games.

DB Duke Shelley Jr.-2L 5-9, 178

- Has played a prominent role on defense over his first two seasons... Ranked seventh in the Big 12 in interceptions, while he was fourth in conference-only games.

DE Reggie Walker So.-1L 6-2, 242

- The 2016 Big 12 Defensive Freshman of the Year who totaled 11.5 TFLs and 6.5 sacks... Finished seventh in the Big 12 in sacks and eighth in TFLs, while he was the top freshman in both categories... Ranked fourth nationally among freshmen in sacks.

Lost (5)

DB Dante Barnett 5L 6-1, 194

- Made 41 career starts at safety, the best in the Big 12 at the time of his departure... Finished seventh in school history with 182 career unassisted tackles and ninth in interception-return yards (160).

LB Elijah Lee 3L 6-3, 228

- A three-year letterwinner who declared for the NFL Draft following his junior year... Became the first Wildcat linebacker to earn consecutive All-Big 12 honors since Arthur Brown in 2011 and 2012.

LB Charmeachealle Moore 4L 6-0, 228

- A high-motor linebacker who played parts of five seasons... Saw time in 49 career games with 16-consecutive starts to end his career... Earned Honorable Mention All-Big 12 honors as senior after recording a career-best 75 tackles.

DB Donnie Starks 3L 6-0, 180

- Played in 31 career games with starts in the final 26... Totaled all three career interceptions as a senior, including back-to-back weeks at Baylor and vs. Kansas, the latter being a pick-six.

DE Jordan Willis 4L 6-5, 258

- Played in 48 career games with starts in the final 39... A Second Team All-American in 2016 after recording a school-record tying 11.5 sacks and 17.5 TFLs... Finished third in school history in career sacks (26.0).

SPECIALISTS
RETURNING/LOST

Returning (4)

KO Mitch Lochbihler Sr.-1L 6-6, 241

- Took over kickoff duties over the final five games of the year, totaling 20 touchbacks on 30 kickoffs.

PK Matthew McCrane Sr.-3L 5-10, 165

- A two-time All-Big 12 place kicker who has battled injuries throughout his career... Ranks first in school history and fourth nationally among active kickers in field goal percentage (90.0).

LS Drew Scott Sr.-1L 6-2, 215

- The primary long snapper a year ago, connecting on all 127 snaps in 2016.

P Nick Walsh Sr.-3L 5-11, 207

- Enters 2017 season ranked sixth in school history in career average (41.88) and seventh in yards (6,700).

Lost (1)

PK Ian Patterson 4L 6-0, 210

- A former walk-on who handled a majority of the kickoff duties during his career while filling in on placements toward the end of his freshman and senior years.

ALPHABETICAL ROSTER

NO	NAME	POS
21	Kendall Adams	DB
63	Ben Adler	OL
21	Devin Anctil	P
17	Nick Ast	QB
44	Kyle Ball	DE
34	Alex Barnes	RB
18	Brogan Barry	DB
36	Mason Barta	FB
61	Abdul Beecham	OL
26	Daron Bowles	DB
25	Joshua Brown	DB
57	Tyler Burgason	LB
33	Tyler Burns	RB
49	Wesley Burris	LS
93	Davis Clark	DE
40	Konnor Cook	FB
91	Mitch Copeland	DT
75	Dylan Couch	OL
27	Jay Craft	DB
65	Harrison Creed	OL
72	Evan Curl	OL
30	Joe Davies	DT
5	Alex Delton	QB
38	Winston Dimel	FB
99	Trey Dishon	DT
6	Johnathan Durham	DB
28	Ross Elder	DB
16	Jesse Ertz	QB
78	Bryce Fitzner	OL
74	Scott Frantz	OL
89	Blaise Gammon	TE
60	Will Geary	DT
29	Bernard Goodwater	RB
20	Denzel Goolsby	DB
22	Daniel Green	LB
14	Hunter Hall	QB
38	Dalton Harman	LS
2	Isaiah Harris	WR
80	Adam Harter	TE
4	Dominique Heath	WR
70	Jake Helton	OL
8	Ryan Henington	QB
18	Andrew Hicks	PK
79	Adam Holtorf	OL
18	Eric Hommel	WR
81	Wyatt Hubert	DE
92	Eli Huggins	DT
32	Justin Hughes	LB
53	Jacob Jenkins	LB
13	Chase Johnston	LB
84	Matt Jones	TE
42	Osvelt Joseph	DE
77	Nick Kaltmayer	OL
96	Kaelin Key	OL
51	Tom Killilea	DT
46	Jayd Kirby	LB
86	Trace Kochevar	TE
68	Bill Kuduk	OL
87	Nick Lenners	TE
9	Mitch Lochbihler	P
85	Logan Long	TE
10	Blake Lynch	PK
90	Bronson Massie	DE
58	Breontae Matthews	OL

NO	NAME	POS	HT	WT	YR-EX	HOMETOWN (LAST SCHOOL)
2	Isaiah Harris	WR	5-8	166	So.-1L	Fort Worth, Texas (All Saints Episcopal)
2	D.J. Reed	DB	5-9	188	Jr.-1L	Bakersfield, Calif. (Cerritos College)
3	Elijah Sullivan	LB	6-0	220	So.-1L	Tucker, Ga. (Tucker)
3	Dalvin Warmack	RB	5-8	187	Jr.-2L	Blue Springs, Mo. (Blue Springs)
4	Dominique Heath	WR	5-9	175	Jr.-2L	Huntersville, N.C. (Hopewell)
4	Jordan Noil	DB	6-2	179	Jr.-SQ	Duluth, Ga. (Hutchinson CC)
5	Alex Delton	QB	6-0	200	So.-1L	Hays, Kan. (Hays)
5	Da'Quan Patton	LB	6-2	220	Jr.-TR	Cedar Park, Texas (Trinity Valley CC)
6	Johnathan Durham	DB	6-0	185	So.-1L	Aledo, Texas (Aledo)
6	D.J. Render	WR	5-10	176	Fr.-RS	Kennesaw, Ga. (North Cobb)
7	Elijah Walker	DB	6-3	210	Jr.-TR	Long Beach, Calif. (Cerritos College)
7	Isaiah Zuber	WR	6-0	182	So.-1L	Stone Mountain, Ga. (Stephenson)
8	Ryan Henington	QB	6-1	190	Fr.-HS	Junction City, Kan. (Junction City)
8	Duke Shelley	DB	5-9	178	Jr.-2L	Tucker, Ga. (Tucker)
9	Mitch Lochbihler	P	6-6	241	Sr.-1L	Charlotte, N.C. (Charlotte Catholic)
9	Gervarius Owens	DB	6-1	185	Fr.-HS	Moore, Okla. (Southmoore)
9	Byron Pringle	WR	6-2	205	Jr.-1L	Tampa, Fla. (Butler CC)
10	Blake Lynch	PK	5-5	141	Fr.-RS	Goddard, Kan. (Eisenhower)
10	Skylar Thompson	QB	6-2	209	Fr.-RS	Independence, Mo. (Fort Osage)
12	AJ Parker	DB	5-11	166	Fr.-RS	Bartlesville, Okla. (Bartlesville)
12	Landry Weber	WR	5-10	172	Fr.-HS	Lenexa, Kan. (Bishop Miege)
13	Chase Johnston	LB	6-3	231	So.-1L	Carl Junction, Mo. (Carl Junction)
13	Chabastin Taylor	WR	6-4	223	Fr.-HS	Giddings, Texas (Giddings)
14	Hunter Hall	QB	6-3	224	So.-SQ	Clearwater, Kan. (Clearwater)
14	Nick Walsh	P	5-11	207	Sr.-3L	Lyndon, Kan. (Lyndon)
15	Walter Neil, Jr.	DB	5-9	165	Fr.-RS	Lawton, Okla. (MacArthur)
15	Zach Reuter	WR	6-3	197	Jr.-2L	Columbia, Mo. (Rock Bridge)
16	Jesse Ertz	QB	6-3	212	Sr.-2L	Burlington, Iowa (Mediapolis)
16	Matthew McCrane	PK	5-10	165	Sr.-3L	Brownwood, Texas (Brownwood)
17	Nick Ast	QB	6-5	180	Fr.-HS	Cimarron, Kan. (Cimarron)
17	Isaiah Stewart	DB	5-11	180	Fr.-HS	DeSoto, Texas (DeSoto)
18	Brogan Barry	DB	6-2	200	Sr.-2L	Topeka, Kan. (Hayden)
18	Andrew Hicks	PK	5-11	185	Fr.-HS	Shawnee, Kan. (Mill Valley)
18	Eric Hommel	WR	6-2	183	Fr.-HS	Littleton, Colo. (Rock Canyon)
19	Colby Moore	DB	6-1	200	Jr.-2L	Argyle, Texas (Liberty Christian)
20	Denzel Goolsby	DB	5-11	192	So.-1L	Wichita, Kan. (Bishop Carroll)
21	Kendall Adams	DB	6-1	221	Jr.-2L	Fort Worth, Texas (All Saints Episcopal)
21	Devin Anctil	P	6-0	218	So.-RS	Lenexa, Kan. (Coffeyville CC)
21	Carlos Strickland II	WR	6-4	212	So.-SQ	Dallas, Texas (Univ. of California)
22	Daniel Green	LB	6-3	228	Fr.-HS	Portland, Ore. (Madison)
22	Nick McLellan	PK	6-2	180	So.-SQ	West Des Moines, Iowa (Dowling Catholic)
23	Mike McCoy	RB	6-2	233	Fr.-RS	Topeka, Kan. (Topeka)
23	Cre Moore	DB	6-0	184	Sr.-2L	Broken Arrow, Okla. (Broken Arrow)
23	Bernardo Rodriguez	P	5-10	171	Fr.-HS	Coppell, Texas (Coppell)
24	Brock Monty	DB	6-2	202	Fr.-RS	Wichita, Kan. (Kapaun Mt. Carmel)
24	Dylan Wentzel	RB	6-0	167	Fr.-HS	Salina, Kan. (Salina Central)
25	Joshua Brown	DB	5-10	195	Fr.-HS	Fairburn, Ga. (Langston Hughes)
25	Terrance Richards	FB	5-9	220	So.-SQ	Rochester, N.Y. (Aquinas Institute)
26	Daron Bowles	DB	5-11	198	Jr.-TR	Snellville, Ga. (Diablo Valley College)
27	Jay Craft	DB	5-10	170	Fr.-HS	Greenwood Village, Colo. (Cherry Creek)
28	Ross Elder	DB	6-0	161	Fr.-HS	Kansas City, Mo. (Rockhurst)
28	Spencer Misko	TE	6-5	222	Fr.-HS	Keller, Texas (Keller)
29	Bernard Goodwater	WR	5-7	177	Fr.-HS	Dallas, Texas (Carter)
29	Sean Newlan	DB	6-2	206	Sr.-3L	Prairie View, Kan. (Phillipsburg)
30	Joe Davies	DT	6-3	275	So.-TR	Carrollton, Texas (Coffeyville CC)
31	Jahron McPherson	DB	6-2	185	So.-TR	Basehor, Kan. (Butler CC)
32	Justin Hughes	LB	6-1	227	So.-SQ	Tucker, Ga. (Tucker)
32	Justin Silmon	RB	5-10	195	Jr.-2L	Tulsa, Okla. (Union)
33	Tyler Burns	RB	5-11	215	Fr.-RS	Wichita, Kan. (Trinity Academy)
34	Alex Barnes	RB	6-1	227	So.-1L	Pittsburg, Kan. (Pittsburg)
34	Tanner Wood	DE	6-5	260	Sr.-3L	Conway Springs, Kan. (Conway Springs)
35	Blake Richmeier	LB	6-0	227	So.-RS	Holcomb, Kan. (Butler CC)
35	Cornelius Ruff IV	RB	5-10	222	Fr.-HS	Kansas City, Kan. (Schlagle)
36	Mason Barta	FB	6-1	222	Fr.-HS	Holton, Kan. (Holton)
37	Tyler White	LB	6-1	201	Jr.-SQ	Lawrenceville, Ga. (Central Gwinnett)
38	Winston Dimel	FB	6-1	235	Jr.-2L	Manhattan, Kan. (Manhattan)
38	Dalton Harman	LS	6-2	237	Jr.-SQ	Salina, Kan. (Salina South)
40	Konnor Cook	FB	6-1	242	Sr.-SQ	Louisburg, Kan. (Hutchinson CC)
41	Sam Sizelove	LB	6-3	230	Jr.-2L	Argyle, Texas (Argyle)
42	Osvelt Joseph	DE	6-2	238	So.-RS	Miami, Fla. (Garden City CC)
43	Drew Scott	LS	6-2	215	Sr.-1L	Cedar Rapids, Iowa (Xavier)
44	Kyle Ball	DE	6-2	241	So.-SQ	Prairie Village, Kan. (Shawnee Mission East)
45	David Tullis	LS	5-11	201	Jr.-RS	Derby, Kan. (Butler CC)
46	Jayd Kirby	LB	6-2	222	Sr.-2L	Blooming Grove, Texas (Navarro College)
47	Danny Walker	LB	6-2	208	Fr.-HS	Wheaton, Ill. (Wheaton North)

NO	NAME	POS	HT	WT	YR-EX	HOMETOWN (LAST SCHOOL)
48	Ian Nordell	DE	6-3	212	Fr.-HS	Concordia, Kan. (Concordia)
49	Wesley Burris	LS	6-0	195	Fr.-RS	Olathe, Kan. (Olathe East)
50	Jordan Robertson	DT	6-3	256	Fr.-RS	Dallas, Texas (Bishop Dunne)
51 #	Tom Killilea	OL	6-5	274	Fr.-RS	Overland Park, Kan. (St. Thomas Aquinas)
51 #	Reggie Walker	DE	6-2	242	So.-1L	Ponchatoula, La. (Ponchatoula)
52	Anthony Payne	DE	6-1	240	Fr.-HS	Peculiar, Mo. (Raymore-Peculiar)
53	Jacob Jenkins	LB	6-3	206	Fr.-HS	Anthony, Kan. (Chaparral)
54	Hayden Perry	OL	6-2	281	Jr.-TR	Emporia, Kan. (Hutchinson CC)
55	Ian Rudzik	LB	6-1	229	Fr.-RS	Ulysses, Kan. (Ulysses)
57	Tyler Burgason	LB	6-0	205	Fr.-HS	Lincoln, Neb. (Lincoln Southwest)
58 #	Breontae Matthews	OL	6-5	321	Jr.-RS	Washington, D.C. (Fullerton College)
58 #	Trent Tanking	LB	6-2	225	Sr.-3L	Holton, Kan. (Holton)
59	Drew Wiley	DT	6-4	302	Fr.-HS	Vinton, Iowa (Vinton-Shellsburg)
60	Will Geary	DT	6-0	306	Sr.-3L	Topeka, Kan. (Topeka)
61	Abdul Beecham	OL	6-3	320	Jr.-1L	Judson, Texas (Blinn College)
62	Tyler Mitchell	OL	6-4	307	So.-1L	Mathews, Ala. (Montgomery Academy)
63	Ben Adler	OL	6-4	314	Fr.-HS	Wichita, Kan. (Trinity Academy)
64	Glenn Williams	OL	6-6	305	So.-SQ	Coppell, Texas (Coppell)
65	Harrison Creed	OL	6-4	317	Fr.-HS	Ulysses, Kan. (Ulysses)
67	Reid Najvar	OL	6-4	295	Sr.-1L	Spring, Texas (Klein Oak)
68	Bill Kuduk	OL	6-4	285	Fr.-HS	Chicago, Ill. (Marist)
70	Jake Helton	OL	6-0	273	Fr.-HS	Austin, Texas (Vandegrift)
71	Dalton Risner	OL	6-5	300	Jr.-2L	Wiggins, Colo. (Wiggins)
72	Evan Curl	OL	6-5	284	So.-SQ	Flower Mound, Texas (Flower Mound)
73	Alec Ruth	OL	6-7	300	Jr.-SQ	Highlands Ranch, Colo. (Valor Christian)
74	Scott Frantz	OL	6-5	297	So.-1L	Lawrence, Kan. (Free State)
75	Dylan Couch	OL	6-1	286	Fr.-RS	Pryor, Okla. (Pryor)
76	Josh Rivas	OL	6-5	356	Fr.-HS	Hutchinson, Kan. (Hutchinson)
77 #	Nick Kaltmayer	OL	6-8	280	So.-RS	Edwardsville, Ill. (Western Illinois)
77 #	Aidan Murray	DE	6-1	231	So.-SQ	Salina, Kan. (Southeast Saline)
78	Bryce Fitzner	OL	6-7	287	Jr.-1L	Poway, Calif. (Francis Parker)
79	Adam Holtorf	OL	6-4	293	So.-SQ	Seward, Neb. (Seward)
80	Adam Harter	TE	6-2	240	Jr.-TR	Olathe, Kan. (Butler CC)
81 #	Wyatt Hubert	DE	6-3	254	Fr.-HS	Topeka, Kan. (Shawnee Heights)
81 #	Kaeson Risner	TE	6-5	235	Fr.-RS	Wiggins, Colo. (Wiggins)
83	Dalton Schoen	WR	6-1	205	So.-SQ	Overland Park, Kan. (Blue Valley Northwest)
84	Matt Jones	TE	6-5	237	Jr.-RS	Melvern, Kan. (Butler CC)
85	Logan Long	TE	6-4	252	Fr.-HS	Woodward, Okla. (Woodward)
86	Trace Kochevar	TE	6-6	245	Fr.-HS	Salina, Kan. (Salina South)
87	Nick Lenners	TE	6-5	254	Fr.-RS	Lincoln, Neb. (Lincoln Southwest)
88	Dayton Valentine	TE	6-4	270	Jr.-2L	Baldwin City, Kan. (Baldwin)
89	Blaise Gammon	TE	6-7	267	So.-1L	Overland Park, Kan. (Blue Valley West)
90	Bronson Massie	DE	6-4	231	Fr.-RS	Lufkin, Texas (Lufkin)
91 #	Mitch Copeland	DT	6-0	272	Jr.-SQ	Wichita, Kan. (Collegiate)
91 #	Jake Roark	PK	5-11	216	Fr.-HS	Blue Springs, Mo. (Blue Spring South)
92	Eli Huggins	DT	6-4	295	Fr.-HS	Cumming, Ga. (West Forsyth)
93	Davis Clark	DE	6-2	260	Sr.-2L	Overland Park, Kan. (Blue Valley West)
94	C.J. Reese	DE	6-1	260	Jr.-1L	San Antonio, Texas (James Madison)
95	Ray Price	DT	6-2	295	Sr.-1L	Long Beach, Calif. (Cerritos College)
96	Kaelin Key	DT	6-0	276	Fr.-RS	Overland Park, Kan. (Bishop Miege)
97	Logan Stoddard	DT	5-11	255	Jr.-SQ	Warrego, Kan. (Highland CC)
99	Trey Dishon	DT	6-2	311	So.-1L	Horton, Kan. (Horton)

Duplicate Number

Rosters as of June 26, 2017

ALPHABETICAL ROSTER

NO	NAME	POS
23	Mike McCoy	RB
16	Matthew McCrane	PK
22	Nick McLellan	PK
31	Jahron McPherson	DB
28	Spencer Misko	TE
62	Tyler Mitchell	OL
24	Brock Monty	DB
19	Colby Moore	DB
23	Cre Moore	DB
77	Aidan Murray	DE
67	Reid Najvar	OL
15	Walter Neil, Jr.	DB
29	Sean Newlan	DB
4	Jordan Noil	DB
48	Ian Nordell	DE
9	Gervarius Owens	DB
12	AJ Parker	DB
5	Da'Quan Patton	LB
52	Anthony Payne	DE
54	Hayden Perry	OL
95	Ray Price	DT
9	Byron Pringle	WR
2	D.J. Reed	DB
94	C.J. Reese	DE
6	D.J. Render	WR
15	Zach Reuter	WR
25	Terrance Richards	FB
35	Blake Richmeier	LB
71	Dalton Risner	OL
81	Kaeson Risner	TE
76	Josh Rivas	OL
91	Jake Roark	PK
50	Jordan Robertson	DT
23	Bernardo Rodriguez	P
55	Ian Rudzik	LB
35	Cornelius Ruff IV	RB
73	Alec Ruth	OL
83	Dalton Schoen	WR
43	Drew Scott	LS
8	Duke Shelley	DB
32	Justin Silmon	RB
41	Sam Sizelove	LB
17	Isaiah Stewart	DB
97	Logan Stoddard	DT
21	Carlos Strickland II	WR
3	Elijah Sullivan	LB
58	Trent Tanking	LB
13	Chabastin Taylor	WR
10	SkyLAR Thompson	QB
45	David Tullis	LS
88	Dayton Valentine	TE
47	Danny Walker	LB
7	Elijah Walker	DB
51	Reggie Walker	DE
14	Nick Walsh	P
3	Dalvin Warmack	RB
12	Landry Weber	WR
24	Dylan Wentzel	RB
37	Tyler White	LB
59	Drew Wiley	DT
64	Glenn Williams	OL
34	Tanner Wood	DE
7	Isaiah Zuber	WR

PRONUNCIATION GUIDE

PLAYERS

Devin ANCTIL.....	ANK-tul
Nick AST.....	AUH-st
Winston DIMEL.....	DIM-ul
Trey DISHON.....	dish-AWN
Scott FRANTZ.....	FRANCE
OSVELT Joseph.....	AHZ-velt
Tom KILLILEA.....	KILL-ah-lay
Trace KOICHEVAR.....	COACH-uh-var
Mitch LOCHBIHLER.....	LOCK-bee-lur
BREONTAE Matthews.....	BREE-on-TAY
CRE Moore.....	CREE

Reid NAJVAR.....	NYE-vuhr
GERVARRIUS Owens.....	ger-VARR-ee-is
DA'QUAN Patton.....	DAY-quan
Zach REUTER.....	ROY-ter
Dalton/Kaeson RISNER.....	RISE-ner
Dalton SCHOEN.....	SHOWN
CHABASTIN Taylor.....	chuh-BASS-tin

COACHES

Dana DIMEL.....	DIM-ul
Jon FABRIS.....	FAB-riss
Blake SEILER.....	SYE-lur

SQUAD BREAKDOWN

True Freshmen	34
Redshirt Freshmen	17
Sophomores	30
Juniors	30
Seniors	16

LETTERMEN RETURNING (44)

OFFENSE (19)

Alex Barnes	RB
Abdul Beecham	OL
Alex Delton	QB
Winston Dimel	FB
Jesse Ertz	QB
Bryce Fitzner	OL
Scott Frantz	OL
Blaise Gammon	TE
Isaiah Harris	WR
Dominique Heath	WR
Tyler Mitchell	OL
Reid Najvar	OL
Byron Pringle	WR
Zach Reuter	WR
Dalton Risner	OL
Justin Silmon	RB
Dayton Valentine	TE
Dalvin Warmack	RB
Isaiah Zuber	WR

DEFENSE (21)

Kendall Adams	DB
Brogan Barry	DB
Davis Clark	DE
Trey Dishon	DT
Johnathan Durham	DB
Will Geary	DT
Denzel Goolsby	DB
Chase Johnston	LB
Jayd Kirby	LB
Colby Moore	DB
Cre Moore	DB
Sean Newlan	DB
Ray Price	DT
D.J. Reed	DB
C.J. Reese	DE
Duke Shelley	DB
Sam Sizelove	LB
Elijah Sullivan	LB
Trent Tanking	LB
Reggie Walker	DE
Tanner Wood	DE

SPECIALISTS (4)

Mitch Lochbihler	P
Matthew McCrane	PK
Drew Scott	LS
Nick Walsh	P

STARTERS RETURNING (18)

OFFENSE (8)

Abdul Beecham	OL
Winston Dimel	FB
Jesse Ertz	QB
Scott Frantz	OL
Reid Najvar	OL
Byron Pringle	WR
Dalton Risner	OL
Dayton Valentine	TE

DEFENSE (6)

Kendall Adams	DB
Trey Dishon	DT
Will Geary	DT
D.J. Reed	DB
Duke Shelley	DB
Reggie Walker	DE

SPECIALISTS (4)

Mitch Lochbihler	KO
Matthew McCrane	PK
Drew Scott	LS
Nick Walsh	P

LETTERMEN LOST (23)

OFFENSE (9)

Will Ash	OL
Deante Burton	WR
Joe Hubener	QB
Terrale Johnson	OL
Charles Jones	RB
Austin Katsorelos	FB
Jason Lierz	OL
Corey Sutton	WR
Steven West	WR

DEFENSE (13)

Dante Barnett	DB
Colborn Couchman	LB
Will Davis	LB
Cedric Dozier	DB
Elijah Lee	LB
Jesse Mack	DB
Charmeachealle Moore	LB
Cameron Morgan	DB
Logan O'Dea	DT
Matt Seiwert	DT
Craig Settles, Jr.	DT
Donnie Starks	DB
Jordan Willis	DE

SPECIALISTS (1)

Ian Patterson	PK
---------------------	----

STARTERS LOST (8)

OFFENSE (3)

Deante Burton	WR
Terrale Johnson	OL
Charles Jones	RB

DEFENSE (5)

Dante Barnett	DB
Elijah Lee	LB
Charmeachealle Moore	LB
Donnie Starks	DB
Jordan Willis	DE

REDSHIRT RETURNERS (24)

OFFENSE (11)

Tyler Burns	RB
Dylan Couch	OL
Matt Jones	TE
Nick Kaltmayer	OL
Tom Killilea	OL
Nick Lenners	TE
Breontae Matthews	OL
Mike McCoy	RB
D.J. Render	WR
Kaeson Risner	TE
Skylar Thompson	QB

DEFENSE (9)

Osvelt Joseph	DE
Kaelin Key	DT
Bronson Massie	DE
Brock Monty	DB
Walter Neil, Jr.	DB
AJ Parker	DB
Blake Richmeier	LB
Jordan Robertson	DT
Ian Rudzik	LB

SPECIALISTS (4)

Devin Ancil	P
Wesley Burris	LS
Blake Lynch	PK
David Tullis	LS

SIGNEES (23)

OFFENSE (9)

Ben Adler	OL
Mason Barta	FB
Harrison Creed	OL
Bernard Goodwater	WR
Trace Kochevar	TE
Bill Kuduk	OL
Spencer Misko	TE
Joshua Rivas	OL
Chabastin Taylor	WR

DEFENSE (14)

Daron Bowles	DB
Joshua Brown	DB
Joe Davies	DT
Daniel Green	LB
Wyatt Hubert	DE
Eli Huggins	DT
Jahron McPherson	DB
Gervarrius Owens	DB
Da'Quan Patton	LB
Anthony Payne	DE
Isaiah Stewart	DB
Danny Walker	LB
Elijah Walker	DB
Drew Wiley	DT

OPPONENT	Total	H	A	N	Last	OPPONENT	Total	H	A	N	Last
Air Force.....	3-0	1-0	1-0	1-0	1979	Memphis.....	2-1	1-0	1-1	0-0	1973
Akron.....	1-0	1-0	0-0	0-0	1995	Miami.....	2-0	1-0	1-0	0-0	2012
Arizona.....	1-5-1	0-0	1-5-1	0-0	1978	Michigan.....	1-0	0-0	0-0	1-0	2013
Arizona State.....	1-5	0-0	0-5	1-0	2002	Michigan State.....	0-5-1	0-0	0-5-1	0-0	1958
Arkansas.....	3-3	1-0	1-0	1-3	2015	Minnesota.....	2-1	1-0	1-1	0-0	1994
Arkansas State.....	2-0	2-0	0-0	0-0	1980	Mississippi State.....	0-2	0-1	0-1	0-0	1977
Army.....	0-2	0-1	0-1	0-0	1987	Missouri.....	32-60-5	16-29-3	16-31-2	0-0	2011
Auburn.....	0-4	0-2	0-2	0-0	2014	Missouri State.....	4-0	4-0	0-0	0-0	2016
Austin Peay (Tenn.).....	0-1	0-1	0-0	0-0	1987	Mo. School of Mines.....	1-0	1-0	0-0	0-0	1910
Baker (Kan.).....	6-1	6-0	0-1	0-0	1950	Montana.....	1-0	1-0	0-0	0-0	1992
Ball State.....	1-0	1-0	0-0	0-0	2000	Montana State.....	1-0	1-0	0-0	0-0	2008
BAYLOR.....	8-6	4-2	4-4	0-0	2016	Nebraska.....	15-78-2	7-35-2	8-42	0-1	2010
Bethany (Kan.).....	2-4	1-3	1-1	0-0	1928	Nevada-Las Vegas.....	2-0	1-0	1-0	0-0	1994
Boston College.....	0-4	0-0	0-3	0-1	1994	New Mexico.....	1-4	1-2	0-2	0-0	1990
Bowling Green.....	1-0	1-0	0-0	0-0	1952	New Mexico State.....	4-0	4-0	0-0	0-0	2001
Brigham Young.....	4-4	4-0	0-3	0-1	1997	North Dakota State.....	1-1	1-1	0-0	0-0	2013
California.....	1-0	0-0	0-0	1-0	2003	North Texas.....	6-1	5-1	1-0	0-0	2012
Camp Funston.....	2-0	2-0	0-0	0-0	1920	Northern Illinois.....	4-2	3-1	1-1	0-0	1998
CENTRAL ARKANSAS.....	FIRST MEETING	Northern Iowa.....	0-3	0-3	0-0	0-0	1989
Central Florida.....	1-0	1-0	0-0	0-0	2010	Ohio.....	1-0	1-0	0-0	0-0	1997
Centre College (Ky.).....	1-0	1-0	0-0	0-0	1930	Ohio State.....	0-1	0-0	0-0	0-1	2003
Chapman HS.....	2-0-3	2-0-2	0-0-1	0-0	1902	OKLAHOMA.....	19-74-4	10-37-1	8-36-3	1-1	2016
CHARLOTTE.....	FIRST MEETING	OKLAHOMA STATE.....	24-39	16-18	8-21	0-0	2016
Cincinnati.....	2-4	1-2	1-2	0-0	1996	Olathe N.A.S.....	0-1-1	0-1-1	0-0	0-0	1945
Clyde HS.....	1-0	1-0	0-0	0-0	1903	Oregon.....	0-1	0-0	0-0	0-1	2012
Colorado.....	20-45-1	15-17-1	5-28	0-0	2010	Oregon State.....	1-0	1-0	0-0	0-0	1979
Colorado College.....	0-1	0-0	0-1	0-0	1910	Ottawa (Kan.).....	3-3	3-3	0-0	0-0	1907
Colorado State.....	5-1	3-0	1-1	1-0	1995	Pacific (Calif.).....	1-0-1	1-0	0-0-1	0-0	1974
Creighton (Neb.).....	8-1	3-0	5-1	0-0	1937	Penn State.....	0-2	0-1	0-1	0-0	1969
Drake (Iowa).....	2-3	1-2	1-1	0-0	1981	Purdue.....	0-3	0-0	0-2	0-1	1998
Drury (Mo.).....	1-0	0-0	1-0	0-0	1910	Rice.....	2-0	1-0	1-0	0-0	1996
Duquesne (Pa.).....	1-1	0-0	1-0	0-1	1942	St. Mary's (Kan.).....	1-3	1-0	0-3	0-0	1905
Eastern Illinois.....	1-0	1-0	0-0	0-0	2002	Saint Louis.....	0-1	0-0	0-1	0-0	1948
Eastern Kentucky.....	1-0	1-0	0-0	0-0	2011	San Francisco.....	0-1	0-0	0-1	0-0	1946
Emporia College (Kan.).....	6-2	5-1	0-1	0-0	1921	San Jose State.....	1-1	1-0	0-1	0-0	2007
Florida.....	0-2	0-0	0-2	0-0	1973	South Carolina.....	1-2	1-0	0-2	0-0	1984
Florida Atlantic.....	2-0	2-0	0-0	0-0	2016	South Dakota.....	4-0	4-0	0-0	0-0	2015
Florida International.....	1-0	1-0	0-0	0-0	2005	South Dakota State.....	2-0	1-0	1-0	0-0	1960
Florida State.....	0-3	0-1	0-2	0-0	1977	Southern California.....	2-0	1-0	1-0	0-0	2002
Fort Hays State (Kan.).....	8-2-1	8-2-1	0-0	0-0	1949	Southwestern (Kan.).....	6-1-1	6-1-1	0-0	0-0	1916
Fort Riley (Kan.).....	3-3-1	3-2-1	0-1	0-0	1942	Stanford.....	0-1	0-0	0-1	0-0	2016
Fresno State.....	0-2	0-1	0-1	0-0	2007	Stephen F. Austin.....	1-0	1-0	0-0	0-0	2014
Friends (Kan.).....	1-0	1-0	0-0	0-0	1915	Syracuse.....	1-1	0-0	0-0	1-1	2001
Grinnell (Iowa).....	2-0	1-0	1-0	0-0	1923	Tampa.....	2-0	1-0	1-0	0-0	1973
Hardin-Simmons (Texas).....	0-1	0-0	0-1	0-0	1946	TCU.....	5-5	3-2	4-3	0-0	2016
Haskell Institute (Kan.).....	6-3	6-3	0-0	0-0	1919	Temple.....	3-0	3-0	0-0	0-0	1999
Idaho State.....	1-0	1-0	0-0	0-0	1991	Tennessee.....	1-0	0-0	0-0	1-0	2001
Illinois.....	0-1	0-0	0-1	0-0	1948	Tennessee Tech.....	2-0	2-0	0-0	0-0	2009
Illinois State.....	1-0	1-0	0-0	0-0	2006	TEXAS.....	10-7	7-1	3-6	0-0	2016
Indiana.....	2-3	1-0	1-3	0-0	1965	Texas A&M.....	7-8	4-3	3-3	0-2	2011
Indiana State.....	3-0	3-0	0-0	0-0	1998	TEXAS TECH.....	8-9	5-2	3-7	0-0	2016
Iowa.....	1-5	0-1	0-4	1-0	2000	Troy State (Ala.).....	1-0	1-0	0-0	0-0	2003
IOWA STATE.....	47-49-4	27-21-1	18-28-3	2-0	2016	Tulane.....	0-1	0-0	0-1	0-0	1988
Junction City HS.....	1-0	1-0	0-0	0-0	1898	Tulsa.....	6-11-1	3-2	3-9-1	0-0	1988
KANSAS.....	45-64-5	26-27-3	19-37-2	0-0	2016	UCLA.....	1-2	1-0	0-1	0-1	2014
Kansas City Medical.....	0-1	0-1	0-0	0-0	1901	UTEP.....	2-1	2-0	0-1	0-0	2014
Kansas City Vets.....	1-0	1-0	0-0	0-0	1907	UTSA.....	1-0	0-0	1-0	0-0	2015
KSTC-Emporia State.....	13-8-3	10-2-3	3-6	0-0	1940	Utah State.....	2-3	2-2	0-1	0-0	1999
KSTC-Pittsburg.....	1-0	1-0	0-0	0-0	1931	VANDERBILT.....	0-1	0-0	0-1	0-0	1984
Kansas Wesleyan.....	7-0	4-0	0-0	3-0	1942	Virginia Tech.....	1-1	0-1	1-0	0-0	1968
Kent State.....	1-0	1-0	0-0	0-0	2011	Wake Forest.....	1-1	0-1	1-0	0-0	1976
Kentucky.....	1-3	1-0	0-3	0-0	1983	Washburn (Kan.).....	18-10-2	8-4-1	10-6-1	0-0	1943
Long Beach State.....	0-1	0-1	0-0	0-0	1983	Washington.....	1-4	0-0	0-4	1-0	1999
Louisiana.....	4-1	4-0	0-1	0-0	2013	Washington (Mo.).....	4-1	2-1	2-0	0-0	1933
Louisiana-Monroe.....	2-0	2-0	0-0	0-0	2002	Washington HS.....	0-0-1	0-0	0-0-1	0-0	1901
Louisiana State.....	0-1	0-0	0-1	0-0	1980	WEST VIRGINIA.....	5-2	2-0	3-2	0-0	2016
Louisiana Tech.....	3-1	3-1	0-0	0-0	2015	Western Illinois.....	2-0	2-0	0-0	0-0	1990
Louisville.....	0-2	0-1	0-1	0-0	2008	Western Kentucky.....	3-0	3-0	0-0	0-0	2004
Manhattan HS.....	1-0	1-0	0-0	0-0	1901	Wichita State.....	17-4-2	12-3-1	5-1-1	0-0	1985
Manhattan (N.Y.).....	0-0-1	0-0	0-0-1	0-0	1934	William Jewell (Mo.).....	1-1	1-1	0-0	0-0	1943
Marquette (Wis.).....	6-7	1-0	5-7	0-0	1956	Wisconsin.....	0-2	0-0	0-1	0-1	1982
Marshall (W.Va.).....	2-1	1-1	1-0	0-0	2006	Wyoming.....	4-4	2-2	1-2	1-0	1993
Massachusetts.....	3-0	3-0	0-0	0-0	2013						
McNeese State (La.).....	1-0	1-0	0-0	0-0	2003						

2017 opponents in **BOLD CAPS**



CENTRAL ARKANSAS

September 2 • 6:10 p.m.
Bill Snyder Family Stadium
Manhattan, Kan.
K-StateHD.TV

QUICK FACTS

Location Conway, Ark.
Enrollment 11,487
Nickname Bears
Colors Purple and Gray
Conference Southland
Stadium Estes Stadium (9,000)
Athletics Director Dr. Brad Teague
2016 Overall Record 10-3
2016 Conf. Record/Finish 8-1/2nd
Postseason FCS Playoffs (2nd Round)
Head Coach Steve Campbell
Overall Record (Yrs) 137-43 (16)
Record at School (Yrs) 23-13 (3)
Record vs. K-State 0-0

SCHEDULE

09.02	KANSAS STATE
09.09	at Murray State
09.16	SE LOUISIANA*
09.30	SAM HOUSTON STATE*
10.07	at Houston Baptist*
10.14	STEPHEN F. AUSTIN*
10.21	at Northwestern State*
10.28	McNEESE STATE*
11.04	at Lamar*
11.11	at Incarnate Word*
11.18	ABILENE CHRISTIAN*

* Southland Conference Game

MEDIA INFORMATION

Football SID Steve East
Office Phone (501) 450-5743
Email seast@uca.edu
Website UCASports.com
Twitter Handles @UCASports, @UCA_Football



STEVE CAMPBELL
Head Coach



STEVE EAST
Media Contact



CHARLOTTE

September 9 • 11 a.m.
Bill Snyder Family Stadium
Manhattan, Kan.
FSN

QUICK FACTS

Location Charlotte, N.C.
Enrollment 23,404
Nickname 49ers
Colors Green and White
Conference Conference USA (East)
Stadium Richardson Stadium (15,314)
Athletics Director Judy Rose
2016 Overall Record 4-8
2016 Conf. Rec./Finish 3-5/5th (East)
Postseason None
Head Coach Brad Lambert
Overall Record (Yrs) 16-30 (4)
Record at School (Yrs) Same
Record vs. K-State 0-0

SCHEDULE

09.01	at Eastern Michigan
09.09	at Kansas State
09.16	NORTH CAROLINA A&T
09.23	GEORGIA STATE
09.30	at Florida International*
10.07	MARSHALL*
10.14	at Western Kentucky*
10.21	UAB*
11.04	at Old Dominion*
11.11	MIDDLE TENNESSEE*
11.18	at Southern Miss*
11.25	FLORIDA ATLANTIC*

* Conference USA Game

MEDIA INFORMATION

Football SID Tom Whitestone
Office Phone (704) 687-1022
Email tewhites@uncc.edu
Website Charlotte49ers.com
Twitter Handles @Charlotte49ers, @Charlotte49erFB



BRAD LAMBERT
Head Coach



TOM WHITESTONE
Media Contact



at Vanderbilt

September 16 • 6:30 p.m.
Vanderbilt Stadium
Nashville, Tenn.
ESPNU

QUICK FACTS

Location Nashville, Tenn.
Enrollment 6,738
Nickname Commodores
Colors Black and Gold
Conference Southeastern
Stadium Vanderbilt Stadium (40,350)
Athletics Director David Williams II
2016 Overall Record 6-7
2016 Conf. Rec./Finish 3-5/15th (East)
Postseason Independence Bowl
Head Coach Derek Mason
Overall Record (Yrs) 13-24 (3)
Record at School (Yrs) Same
Record vs. K-State 0-0

SCHEDULE

09.02	at Middle Tennessee
09.09	ALABAMA A&M
09.16	KANSAS STATE
09.23	ALABAMA*
09.30	at Florida*
10.07	GEORGIA*
10.14	at Ole Miss*
10.28	at South Carolina*
11.04	WESTERN KENTUCKY
11.11	KENTUCKY*
11.18	MISSOURI*
11.25	at Tennessee*

* Southeastern Conference Game

MEDIA INFORMATION

Football SID Larry Leathers
Office Phone (615) 322-4121
Email larry.leathers@vanderbilt.edu
Website VUCommodores.com
Twitter Handles @VUCommodores, @VandyFootball



DEREK MASON
Head Coach



LARRY LEATHERS
Media Contact



BAYLOR

September 30
Bill Snyder Family Stadium
Manhattan, Kan.

QUICK FACTS

Location Waco, Texas
Enrollment 15,985
Nickname Bears
Colors Green and Gold
Conference Big 12
Stadium McLane Stadium (45,140)
Athletics Director Mack Rhoades
2016 Overall Record 7-6
2016 Conf. Rec./Finish 3-6/6th
Postseason Cactus Bowl Champions
Head Coach Matt Rhule
Overall Record (Yrs) 28-23 (4)
Record at School (Yrs) First Season
Record vs. K-State 0-0

SCHEDULE

09.02	LIBERTY
09.09	UTSA
09.16	at Duke
09.23	OKLAHOMA*
09.30	at Kansas State*
10.14	at Oklahoma State*
10.21	WEST VIRGINIA*
10.28	TEXAS*
11.04	at Kansas*
11.11	vs. Texas Tech*
AT&T Stadium, Arlington, Texas	
11.18	IOWA STATE*
11.24	at TCU*

* Big 12 Conference Game

MEDIA INFORMATION


Football SID Taylor Bryan
Office Phone (254) 710-3538
Email taylor_bryan@baylor.edu
Website BaylorBears.com
Twitter Handles @BaylorAthletics, @BUFootball



MATT RHULE
Head Coach



TAYLOR BRYAN
Media Contact



at Texas

October 7
Texas Memorial Stadium
Austin, Texas

QUICK FACTS

Location Austin, Texas
Enrollment 50,950
Nickname Longhorns
Colors Burnt Orange and White
Conference Big 12
Stadium Texas Memorial Stadium (100,119)
Athletics Director Mike Perrin
2016 Overall Record 5-7
2016 Conf. Rec./Finish 3-6/16th
Postseason None
Head Coach Tom Herman
Overall Record (Yrs) 22-4 (2)
Record at School (Yrs) First Season
Record vs. K-State 0-0

SCHEDULE

09.02	MARYLAND
09.09	SAN JOSE STATE
09.16	at USC
09.28	at Iowa State*
10.07	KANSAS STATE*
Cotton Bowl, Dallas, Texas	
10.14	vs. Oklahoma*
10.21	OKLAHOMA STATE*
10.28	at Baylor*
11.04	at TCU*
11.11	KANSAS*
11.18	at West Virginia*
11.24	TEXAS TECH*

* Big 12 Conference Game

MEDIA INFORMATION

Football SID John Bianco
Office Phone (512) 471-1346
Email john.bianco@athletics.utexas.edu
Website TexasSports.com
Twitter Handles @TexasSports, @Longhorn_FB



TOM HERMAN
Head Coach



JOHN BIANCO
Media Contact



TCU

October 14
Bill Snyder Family Stadium
Manhattan, Kan.

QUICK FACTS

Location Fort Worth, Texas
Enrollment 10,394
Nickname Horned Frogs
Colors Purple and White
Conference Big 12
Stadium Amon G. Carter Stadium (45,000)
Athletics Director Chris Del Conte
2016 Overall Record 6-7
2016 Conf. Rec./Finish 4-5/5th
Postseason Liberty Bowl
Head Coach Gary Patterson
Overall Record (Yrs) 149-54 (16)
Record at School (Yrs) Same
Record vs. K-State 2-3

SCHEDULE

09.02	JACKSON STATE
09.09	at Arkansas
09.16	SMU
09.23	at Oklahoma State*
10.07	WEST VIRGINIA*
10.14	at Kansas State*
10.21	KANSAS*
10.28	at Iowa State*
11.04	TEXAS*
11.11	at Oklahoma*
11.18	at Texas Tech*
11.24	BAYLOR*

* Big 12 Conference Game

MEDIA INFORMATION

Football SID Mark Cohen
Office Phone (817) 257-5394
Email m.cohen@tcu.edu
Website GoFrogs.com
Twitter Handles @TCU_Athletics, @TCUFootball



GARY PATTERSON
Head Coach



MARK COHEN
Media Contact



OKLAHOMA

October 21
Bill Snyder Family Stadium
Manhattan, Kan.

QUICK FACTS

Location.....Norman, Okla.
Enrollment.....52,076
Nickname.....Sooners
Colors.....Crimson and White
Conference.....Big 12
Stadium...Memorial Stadium (82,112)
Athletics Director..... Joe Castiglione
2016 Overall Record..... 11-2
2016 Conf. Rec./Finish..... 9-0/1st
Postseason... Sugar Bowl Champions
Head Coach.....Lincoln Riley
Overall Record (Yrs).....First Year
Record at School (Yrs)..... Same
Record vs. K-State..... 0-0

SCHEDULE

09.02	UTEP
09.09	at Ohio State
09.16	TULANE
09.23	at Baylor*
10.07	IOWA STATE*
10.14	vs. Texas*
<i>Cotton Bowl; Dallas, Texas</i>	
10.21	at Kansas State*
10.28	TEXAS TECH*
11.04	at Oklahoma State*
11.11	TCU*
11.18	at Kansas*
11.25	WEST VIRGINIA*
* Big 12 Conference Game	

MEDIA INFORMATION

Football SID.....Mike Houck
Office Phone.....(405) 325-8227
Email.....mhouck@ou.edu
Website.....SoonerSports.com
Twitter Handles.....@OU_Athletics, @OU_Football



LINCOLN RILEY
Head Coach



MIKE HOUCK
Media Contact



at Kansas

October 28
Memorial Stadium
Lawrence, Kan.

QUICK FACTS

Location.....Lawrence, Kan.
Enrollment.....28,401
Nickname.....Jayhawks
Colors.....Crimson and Blue
Conference.....Big 12
Stadium...Memorial Stadium (50,071)
Athletics Director...Dr. Sheahon Zenger
2016 Overall Record..... 2-10
2016 Conf. Rec./Finish..... 1-8/10th
Postseason.....None
Head Coach.....David Beaty
Overall Record (Yrs).....2-22 (2)
Record at School (Yrs)..... Same
Record vs. K-State..... 0-2

SCHEDULE

09.02	SE MISSOURI STATE
09.09	CENTRAL MICHIGAN
09.16	at Ohio
09.23	WEST VIRGINIA*
10.07	TEXAS TECH*
10.14	at Iowa State*
10.21	at TCU*
10.28	KANSAS STATE*
11.04	BAYLOR*
11.11	at Texas*
11.18	OKLAHOMA*
11.25	at Oklahoma State*
* Big 12 Conference Game	

MEDIA INFORMATION

Football SID.....Katy Lonergan
Office Phone.....(785) 864-7314
Email.....katyl@ku.edu
Website.....KUathletics.com
Twitter Handles.....@KUathletics, @KU_Football



DAVID BEATY
Head Coach



KATY LONERGAN
Media Contact



at Texas Tech

November 4
Jones AT&T Stadium
Lubbock, Texas

QUICK FACTS

Location.....Lubbock, Texas
Enrollment.....36,551
Nickname.....Red Raiders
Colors.....Scarlet and Black
Conference.....Big 12
Stadium...Jones AT&T Stadium (60,454)
Athletics Director..... Kirby Hocutt
2016 Overall Record..... 5-7
2016 Conf. Rec./Finish..... 3-6/6th
Postseason.....None
Head Coach.....Kliff Kingsbury
Overall Record (Yrs).....24-26 (4)
Record at School (Yrs)..... Same
Record vs. K-State..... 1-3

SCHEDULE

09.02	EASTERN WASHINGTON
09.16	ARIZONA STATE
09.23	at Houston
09.30	OKLAHOMA STATE*
10.07	at Kansas*
10.14	at West Virginia*
10.21	IOWA STATE*
10.28	at Oklahoma*
11.04	KANSAS STATE*
11.11	vs. Baylor*
<i>AT&T Bowl; Arlington, Texas</i>	
11.18	TCU*
11.24	at Texas*
* Big 12 Conference Game	

MEDIA INFORMATION

Football SID.....Matt Dowdy
Office Phone.....(806) 742-2770
Email.....matthew.dowdy@ttu.edu
Website.....TexasTech.com
Twitter Handles.....@TechAthletics, @TexasTechFB



KLIFF KINGSBURY
Head Coach



MATT DOWDY
Media Contact



WEST VIRGINIA

November 11
Bill Snyder Family Stadium
Manhattan, Kan.

QUICK FACTS

Location.....Morgantown, W.Va.
Enrollment.....31,287
Nickname.....Mountaineers
Colors.....Old Gold and Blue
Conference.....Big 12
Stadium...Milan Puskar Stadium (60,000)
Athletics Director.....Shane Lyons
2016 Overall Record..... 10-3
2016 Conf. Rec./Finish..... 7-2/2nd
Postseason.....Russell Athletic Bowl
Head Coach.....Dana Holgorsen
Overall Record (Yrs).....46-31 (6)
Record at School (Yrs)..... Same
Record vs. K-State..... 1-4

SCHEDULE

09.03	vs. Virginia Tech
<i>FedEx Field; Landover, Md.</i>	
09.09	EAST CAROLINA
09.16	DELAWARE STATE
09.23	at Kansas*
10.07	at TCU*
10.14	TEXAS TECH*
10.21	at Baylor*
10.28	OKLAHOMA STATE*
11.04	IOWA STATE*
11.11	at Kansas State*
11.18	TEXAS*
11.25	at Oklahoma*
* Big 12 Conference Game	

MEDIA INFORMATION

Football SID.....Mike Montoro
Office Phone.....(304) 293-2821
Email.....mike.montoro@mail.wvu.edu
Website.....WVUSports.com
Twitter Handles.....@WVUSports, @WVUfootball



DANA HOLGORSEN
Head Coach



MIKE MONTORO
Media Contact



at Oklahoma State

November 18
Boone Pickens Stadium
Stillwater, Okla.

QUICK FACTS

Location.....Stillwater, Okla.
Enrollment.....25,594
Nickname.....Cowboys
Colors.....Orange and Black
Conference.....Big 12
Stadium...Boone Pickens Stadium (60,218)
Athletics Director.....Mike Holder
2016 Overall Record..... 10-3
2016 Conf. Rec./Finish..... 7-2/2nd
Postseason...Alamo Bowl Champions
Head Coach.....Mike Gundy
Overall Record (Yrs)...104-50 (12)
Record at School (Yrs)..... Same
Record vs. K-State..... 6-3

SCHEDULE

08.31	TULSA
09.08	at South Alabama
09.16	at Pittsburgh
09.23	TCU*
09.30	at Texas Tech*
10.14	BAYLOR*
10.21	at Texas*
10.28	at West Virginia*
11.04	OKLAHOMA*
11.11	at Iowa State*
11.18	KANSAS STATE*
11.25	KANSAS*
* Big 12 Conference Game	

MEDIA INFORMATION

Football SID.....Gavin Lang
Office Phone.....(405) 744-3875
Email.....gavin.lang@okstate.edu
Website.....OKState.com
Twitter Handles.....@OSUathletics, @CowboyFB



MIKE GUNDY
Head Coach



GAVIN LANG
Media Contact



IOWA STATE

November 25
Bill Snyder Family Stadium
Manhattan, Kan.

QUICK FACTS

Location.....Ames, Iowa
Enrollment.....36,660
Nickname.....Cyclones
Colors.....Cardinal and Gold
Conference.....Big 12
Stadium...Jack Trice Stadium (61,500)
Athletics Director.....Jamie Pollard
2016 Overall Record..... 3-9
2016 Conf. Rec./Finish..... 2-7/9th
Postseason.....None
Head Coach.....Matt Campbell
Overall Record (Yrs).....38-24 (5)
Record at School (Yrs)..... 3-9 (1)
Record vs. K-State..... 0-1

SCHEDULE

09.02	NORTHERN IOWA
09.09	IOWA
09.16	at Akron
09.28	TEXAS*
10.07	at Oklahoma*
10.14	KANSAS*
10.21	at Texas Tech*
10.28	TCU*
11.04	at West Virginia*
11.11	OKLAHOMA STATE*
11.18	at Baylor*
11.25	at Kansas State*
* Big 12 Conference Game	

MEDIA INFORMATION

Football SID.....Mike Green
Office Phone.....(515) 294-3372
Email.....mgreen@iastate.edu
Website.....Cyclones.com
Twitter Handles.....@CycloneATH, @CycloneFB



MATT CAMPBELL
Head Coach



MIKE GREEN
Media Contact



HEAD COACH

26TH YEAR

BILL SNYDER

18 BOWL GAMES
TWO BIG 12 CHAMPIONSHIPS

one of **six** coaches in the **history of college football** to **win 200 career games** and only coach at **one school**



2015 College Football Hall of Fame Inductee

Precise. Intense. Tireless. Accomplished. Dedicated. Caring. 200-Game Winner. Hall of Famer. Kansas State head coach **Bill Snyder** is all of these and much more.

To understand the full picture of Snyder, it is necessary to acknowledge his values, sincerity and warmth, along with the concern he shows for the people around him – all qualities that solidify his reputation as an innovator and mentor in college athletics.

The architect of the “greatest turnaround in college football history” returned to the sidelines in 2009 with hopes of revitalizing a program that he once built, piece by piece, into a national force. And, after eight seasons back in charge, he has done just that – and then some.

Over the past eight years under Snyder, K-State has totaled 66 victories – an average of 8.25 wins per year – advanced to seven-straight bowl games, won a conference championship in 2012 and finished fourth or better in the ultra-competitive Big 12 Conference in four of the last six seasons. Additionally, he became just the 26th coach in the history of college football to reach 200 career wins and only the sixth to do so while coaching at the same school for his entire career with a victory over Kansas in 2016.

However, the recent success should come as no surprise as Snyder took over a program in 1989 that was in the midst of a 27-game winless streak and turned it into a national contender that advanced to 11-straight bowl games and tallied six 11-win seasons over a seven-year stretch.

Turning around a program not only once, but twice, is one of the biggest reasons why Snyder became just the fourth person all-time to be elected to the College Football Hall of Fame as an active coach. The man who said, ‘No,’ to those who said it couldn’t be done in Manhattan, Kansas, was enshrined in the hall in December 2015.

Snyder’s squad in 2016 was picked to finish eighth in the Big 12 Conference race, and to him and his Wildcat team, that was just fine. All they did was finish 9-4, including a 6-1 mark over the final seven games. The stretch was capped by a victory over Texas A&M in the Texas Bowl, the program’s seventh-straight bowl game and 18th under the hall of fame coach. In fact, only Georgia Tech and USC joined K-State as teams that started 3-3 and finished with nine wins in 2016.

The 2016 squad was spearheaded by All-American defensive end **Jordan Willis**, who was the fifth player under Snyder’s watch earn Big 12 Defensive Player of the Year honors. Willis led six players named First Team All-Big 12 performers by the league’s coaches, the second most in the conference behind league-champion Oklahoma.

The Cats were put to the ultimate test in 2015 as virtually everyone outside of the Vanier Family Football Complex had concluded the season to be a failure in the middle of November. The difficulty of withstanding a large personnel turnover from the previous season was compounded by injuries at multiple positions early in the season, namely at quarterback and in the secondary. Following yet another rally that fell short at Texas Tech, the Wildcats were reeling, standing a 3-6 and suffering through a six-game losing streak.

With their backs firmly against the wall, the Wildcats trailed to Iowa State, 35-14, at halftime and saw a five-year bowl streak slipping away. However, Snyder’s resilient group scored 10 points over the final 42 seconds of the contest to earn a 38-35 win and kick start a stretch of three-straight victories to end the year and become bowl eligible for a sixth-straight campaign.

Following the win against Iowa State, K-State routed its in-state rival, Kansas, for a seventh-straight season and made another fourth-quarter comeback, this time against West Virginia, for a 24-23 win to earn another bowl berth. The in-season turnaround in 2015 was one of the best in school history, rivaled only by Snyder’s 2002 and 2013 squads. With the feat, K-State became just the sixth Power 5 team in the 12-game schedule era (2006) to stave off bowl elimination in at least three-straight games (2-6 or 3-6 record). Additionally, the Wildcats became just the third team since 1980 (joining 2011 Illinois and 2015 Indiana) to have a six-game losing streak yet finish the season with bowl eligibility.

Throughout his entire coaching career, Snyder has emphasized an importance in special teams, and it was the specialty units that spearheaded the in-season turn around in 2015 as kick returner **Morgan Burns** was named the Big 12 Special Teams Player of the Year and an All-American by numerous outlets. In all, 10 Wildcats earned All-Big 12 honors, led by first teamers Burns, offensive lineman **Cody Whitehair**, place kicker **Jack Cantele** and fullback **Winston Dimel**.

SNYDER AT K-STATE (1989-2016)

Year	Overall	Big 8/12	Finish
1989	1-10	0-7	8th
1990	5-6	2-5	T6th
1991	7-4	4-3	4th
1992	5-6	2-5	T6th
1993	9-2-1	4-2-1	3rd
1994	9-3	5-2	3rd
1995	10-2	5-2	T2nd
1996	9-3	6-2	3rd-N
1997	11-1	7-1	2nd-N
1998	11-2	8-0	1st-N
1999	11-1	7-1	T1st-N
2000	11-3	6-2	1st-N
2001	6-6	3-5	T4th-N
2002	11-2	6-2	2nd-N
2003	11-4	6-2	1st
2004	4-7	2-6	T5th-N
2005	5-6	2-6	6th-N
2009	6-6	4-4	T2nd-N
2010	7-6	3-5	3rd-N
2011	10-3	7-2	2nd
2012	11-2	8-1	1st
2013	8-5	5-4	5th
2014	9-4	7-2	3rd
2015	6-7	3-6	8th
2016	9-4	6-3	4th
Totals	202-105-1	118-80-1	

Act Two of the renowned career started in 2009 when the Wildcats went 6-6 prior to a 7-5 campaign in 2010 and a berth in the inaugural Pinstripe Bowl.

K-State's climb back into the nation picture continued in 2011 as the Cats went 10-3, finished No. 8 in the BCS standings and earned their first Cotton Bowl invitation since 2001.

The bar was raised again in 2012 as Snyder led the Cats to their third conference championship in school history and first since 2003. Kansas State, which won its first 10 games of the season and finished the regular season at 11-1 with an 8-1 mark in Big 12 play, tied the school record for overall wins and conference victories while also ascending to No. 1 in the BCS rankings following its 10-0 start. Snyder went on to win the Bobby Dodd Coach of the Year Award as well as top Big 12 coach honors for the second straight season following the Cats' memorable 2012 campaign that culminated with a berth in the Tostitos Fiesta Bowl.

Quarterback **Collin Klein** became just the second player in school history to be named a Heisman Trophy finalist, while a school-record 20 Wildcats earned All-Big 12 honors in 2012, including Klein (Big 12 Offensive Player of the Year), **Arthur Brown** (Big 12 Defensive Player of the Year) and **Meshak Williams** (Big 12 Defensive Lineman of the Year).

In 2013, K-State opened the year 2-4 with all four defeats being by 10 points or less. But Snyder's charges continued to improve each week and went on to become just the fourth team in Big 12 history to bounce back from the slow start to become bowl eligible. And, with a victory over Michigan in the Buffalo Wild Wings Bowl, the 2013 Wildcats became just the eighth FBS team in the BCS era to earn eight wins after starting a season 2-4 or worse.

The 2014 Wildcats collected their 13th season with nine or more wins and top-20 finish in the Associated Press poll. The Cats reached the top 10 during the season with a 7-1 start as K-State's lone early-season loss come at the hands of No. 5 Auburn. Led by Consensus All-American wide receiver **Tyler Lockett**, who became the school's first four-time All-American and school record holder for career catches, receiving yards and receiving touchdowns, the Cats played for a Big 12 Championship in the final weekend of the regular season.

A total of 14 players earned All-Big 12 honors in 2014 while Lockett was named Big 12 Special Teams Player of the Year for the second straight season and four-year starter **B.J. Finney** was Big 12 Offensive Lineman of the Year. Finney joined Lockett by earning All-America honors at center, while redshirt freshman place kicker **Matthew McCrane** was an honorable mention All-American.

In 2011, Snyder's Wildcats jumped out to a 7-0 start – the best in 12 years – which included big wins at Miami, against 15th-ranked Baylor and at Texas Tech. Following a two-game skid to a pair of nationally-ranked teams, the Wildcats got back into the win column with a thrilling four-overtime victory over Texas A&M – the longest conference game in Big 12 history – before ending the year with wins at Texas and against Iowa State.

For his efforts in 2011, Snyder was named the Woody Hayes National Coach of the Year, as well as picking up national coaching honors from Sporting News, Rivals.com and CBSSports.com, and the Big 12 Coach of the Year by the AP and league's coaches. He also tutored 11 players to All-Big 12 honors, including the Defensive Newcomer of the Year in Brown and the Offensive Freshman of the Year in Lockett, who, along with **Nigel Malone**, was named a Walter Camp All-American.

In 2010, Snyder's Wildcats jumped out to a 5-1 start, which included big wins over UCLA, Conference USA Champion UCF and Iowa State, behind All-Big 12 running back **Daniel Thomas**, who became the fastest Wildcat in school history (in terms of games) to rush for 1,000 yards.

In his first season back as the head man of the Wildcat program, Snyder led the Wildcats to a 6-6 record in 2009 and a second-place finish in the Big 12 North. In fact, K-State was just one win away from advancing to the Big 12 Championship game as the Wildcats played at Nebraska in the regular-season finale with a championship game berth on the line.

K-State claimed more First Team All-Big 12 selections on offense than any other school with four. Thomas, the Big 12 Newcomer of the Year, led the league in rushing, while **Nick Stringer**, **Jeron Mastrud** and **Brandon Banks** also garnered First Team All-Big 12 accolades.

Named the 32nd head football coach at K-State on Nov. 30, 1988, and again as the 34th on Nov. 24, 2008, Snyder has amassed a 202-105-1 (.657) record during his tenure with the Wildcats, including a 117-80-1 (.590) mark in Big 8/12 games. His 202 victories are nearly five times the man in second place on K-State's all-time coaching victories list and tied for 22nd in FBS history, including a No. 1 ranking among active coaches at their current schools. Additionally, he is the 14th person in FBS history to be a head coach for at least 25 years at one school and never coach at another.

But to fully understand the turnaround ushered in by Snyder at Kansas State one must only consider that the Wildcats had not won a game in the two previous seasons prior to his arrival. It also took K-State 51 seasons (1938-1988) to total just 130 wins, while the 12 head coaches prior to Snyder's arrival in Manhattan combined to win just 116 games from 1945-1988.

Snyder led K-State to 11-straight bowl berths between the 1993 and 2003 seasons, making K-State one of only seven programs in the nation to appear in the postseason every year during that stretch. Snyder's Wildcats won nearly 80 percent of their games, chalking up 109 victories – a staggering average of nearly 10 wins per season – and making Kansas State the nation's second-winningest program over that period.

And Snyder continued to break new ground with the Wildcats. K-State's 35-7 victory over top-ranked Oklahoma in the 2003 Big 12 Championship game lifted K-State to its first conference championship since Pappy Waldorf's 1934 squad and secured the school's first BCS bowl berth in the Tostitos Fiesta Bowl. With an 11-4 record in 2003, K-State was the only team in the country to win 11 games in six of the previous seven years and just the second in history to win 11 games six times in a seven-year stretch.

Snyder's unprecedented success in 25 years at Kansas State has not gone unnoticed. He has been named the National Coach of the Year on five occasions (1991, 1994, 1998, 2011 and 2012).

He has been a finalist for the prestigious Bear Bryant/FWAA National Coach of the Year Award in 1993, 1995, 2011 and 2012, while winning the award in 1998; a finalist for the Football News National Coach of the Year Award in 1995 and 1998; and a finalist for the AFCA National Coach of the Year Award in 1993 and 1998.

In 1993, he joined legendary Nebraska head coach **Bob Devaney** as the only head coaches in Big Eight history to be named Associated Press Big Eight Coach of the Year three times in a four-year period (1990, 1991 and 1993).

Since the inception of the Big 12 Conference, Snyder's Wildcats truly have been a dominant force in the league, ranking in the top three in overall Big 12 wins. Kansas State also won more Big 12 road games than any team in the league during Snyder's first tenure and advanced to the championship game three times.


Those facts alone demonstrate the continuing evolution of a power in the Big 12 and with it the recognition that Snyder is truly one of the finest coaches ever in college football.

The list of accomplishments Snyder has amassed in his 25 years is as endless as the time most people thought it would take for the Wildcats to be a consistent threat in the Big Eight, and now, Big 12 Conference.

Like so many in recent history, the 2003 campaign was a dramatically successful one for K-State, which ended the regular season with seven-straight wins, a fourth Big 12 North title, its first Big 12 Championship and another top-20 finish.

But the 2003 season was not without its bumps in the road as the Wildcats overcame their share of adversity to produce perhaps the greatest season in school history. Ranked as high as No. 6 nationally in the early going, a key injury to quarterback **Eli Roberson** precipitated a three-game slide that threatened to wipe out a promising season.

The three losses all but erased K-State from the national consciousness, as the Wildcats slipped out of the both polls for the first time since the second game of the 2002 season. But Snyder



"Bill Snyder isn't the coach of the year, and he isn't the coach of the decade. He's the coach of the century."

BARRY SWITZER
Former Oklahoma and Dallas Cowboys Head Coach



was not about to allow the year to spiral out of control. He constantly reminded his players that they still controlled their own destiny, and if they could just go 1-0 each week, the season would take care of itself and the team would ultimately achieve its goals.

And like everything Snyder seems to touch, this strategy too worked, as the Wildcats rode their 1-0 mantra week after week all the way to a berth in the Tostitos Fiesta Bowl.

The 2002 season was one of the best in Kansas State history, witnessed by the Wildcats' five-victory turnaround from the previous year's 6-6 team to a win in the Pacific Life Holiday Bowl and an 11-2 overall record. In addition, the 2002 Wildcats set or tied 45 school records, including tying the mark for wins in a season.

In 2001, Snyder directed one of the best in-season turnarounds in school history. Despite losing four straight in the middle of the year and facing the fourth-toughest schedule in the nation, the Wildcats recovered to win four of their last five games to end the regular season with a 6-5 record and a berth in the Insight.com Bowl. Six K-State players were selected in the 2002 NFL Draft, the most of any team in the Big 12 Conference, with only six schools in the country having more players picked in the draft. Thanks to that draft, and many others before and after it, the Wildcats currently lead the Big 12 Conference by having a player selected in the NFL Draft each of the last 23 seasons.

The Wildcats started the 2000 season ranked in the top 10 for just the second time in school history and made a four-week run into the top five that saw K-State climb as high as No. 2. K-State won the Big 12 North Division for the second time in three years and earned at least a share of the title for the third consecutive season. K-State had six players named First Team All-Big 12 by the coaches, and **Jamie Rheem**, **Mario Fatatehi** and **Quincy Morgan** were All-Americans.

The 1999 season saw the Wildcats climb from No. 20 in the preseason poll to finish at No. 6 after starting the season with nine straight victories, and win 11 games for the third straight year. K-State tied Nebraska for the Wildcats' second consecutive Big 12 North Division Championship.

In 1998, Snyder led K-State to its second straight 11-win season and a No. 4 ranking in the final polls. In November, K-State occupied a No. 1 ranking in a national poll for the first time in school history. The Wildcats won the Big 12 North and advanced to a bowl game for the sixth year in a row. K-State won its first 11 games of the season and ran its winning streak to a school-record 20 games before falling to Texas A&M in the Big 12 Championship game. Quarterback **Michael Bishop** became the first Wildcat to be a finalist for the Heisman Trophy, and a total of six players earned All-America honors.

Snyder earned National Coach of the Year honors from the Walter Camp Foundation, the Bobby Dodd Coach of the Year Foundation, the Associated Press, the Paul "Bear" Bryant Award and the Schutt Sports Group.

In 1997, Snyder led the Wildcats to their first 11-win season in school history, a No. 7 final ranking and the first 10-win regular season since 1910. It was just the third 10-win season in 102 years of K-State football. Kansas State won a school-record seven conference games, finishing second in the North to undefeated and eventual national champion Nebraska.

The 1996 season saw K-State finish with a 9-3 record, while more than 45,000 Wildcat fans painted Dallas purple for the Cotton Bowl, K-State's first-ever New Year's Day Bowl. Despite a 19-15 loss to No. 5 BYU, the support and respect for the K-State program grew to unprecedented heights.

In 1995, Snyder guided K-State to a 10-2 record, including a 5-2 Big Eight mark to tie for second behind national champion Nebraska. Following a 54-21 blitzing of WAC champion Colorado State in the Holiday Bowl, the Wildcats finished the season ranked sixth in the USA Today/CNN coaches' poll and seventh in the AP poll. Both rankings were the highest ever attained by a Kansas State football team to that point.

In 1993, Snyder guided K-State to its first bowl win in school history and, in 1994, the Wildcats cracked the top 10 for the first time in school history. Individually, Snyder has produced 56 different All-Americans during his 25 years as head coach, including eight consensus All-Americans.

The foundation for K-State's turnaround was laid in 1989 during Snyder's first season in Manhattan. Although the season yielded just a 1-10 record, it became evident to everyone involved in the program that something special was happening. In 1990, K-State was one of just four teams in the country to improve its record by four games with a 5-6 mark, including its first Big Eight Conference wins in four seasons with victories over Oklahoma State and Iowa State. Snyder again beat those two schools in 1991, while adding Kansas and Missouri to the list of his Big Eight victims to finish at 7-4 for K-State's first winning season since the Independence Bowl season of 1982. Heavy graduation losses on the offensive side of the ball resulted in a 5-6 mark in 1992, but the Cats were still able to hang their hats on their first perfect home season since 1934.

Of course, it should come as no surprise that Snyder would be this kind of architect for a building program. At Iowa, he played a key role in the renaissance of a Hawkeye program that went from 17 consecutive losing seasons to eight straight bowls. Snyder was the mind behind Iowa's potent offensive attack. The Hawkeye offense ranked first in passing efficiency and third in passing yardage nationally in Snyder's last five years of direction. Snyder also served as quarterback coach at Iowa and helped develop some of the best quarterbacks in NCAA history, including NFL players **Chuck Long** (second in Heisman voting), **Mark Vlasic** and **Chuck Hartlieb**, who wrapped up his career as the first Hawkeye to throw for 3,000 yards in back-to-back seasons.

Snyder began his full-time coaching career in 1964 as an assistant at Indio High School in California. In 1966 he served as a GA at USC under **John McKay** before becoming head coach at

Indio High in 1967. He accepted the same position at Santa Ana Foothill High School in 1969, where he stayed until 1973.

In 1974, Snyder became the offensive coordinator and swimming coach at Austin College in Sherman, Texas. He joined the North Texas staff in 1976 and helped author an impressive turnaround with a three-year record of 26-7.

During his three-year hiatus, Snyder remained involved with the university and is currently a member of several halls of fame that are listed below. The long-time mentor also involved in many organizations listed below.

Snyder was awarded the 2015 Excellence in Mentoring Award by MENTOR: The National Mentoring Partnership in recognition of his longstanding commitment to meeting the mentoring needs of young people in Kansas.

Snyder, 77, received his B.A. from William Jewell in 1963. He earned his M.A. from Eastern New Mexico in 1965. As a player, he was a three-year letterwinner as a defensive back at William Jewell. Snyder and his wife, **Sharon**, have two sons — **Sean** and **Ross** — and three daughters — **Shannon**, **Meredith** and **Whitney**. They also have eight grandchildren — **Sydney**, **Katherine**, **Tate**, **Matthew**, **Alexis**, **Gavin**, **Kadin** and **Tylin** — and one great-grandson, **D.J.**

IN THE HALL OF FAME

- College Football Hall of Fame
- Kansas Sports Hall of Fame
- Missouri Sports Hall of Fame
- K-State Athletics Hall of Fame
- Austin College Athletics Hall of Fame
- Holiday Bowl Hall of Fame
- William Jewell College Hall of Fame
- Lafayette High School Hall of Fame

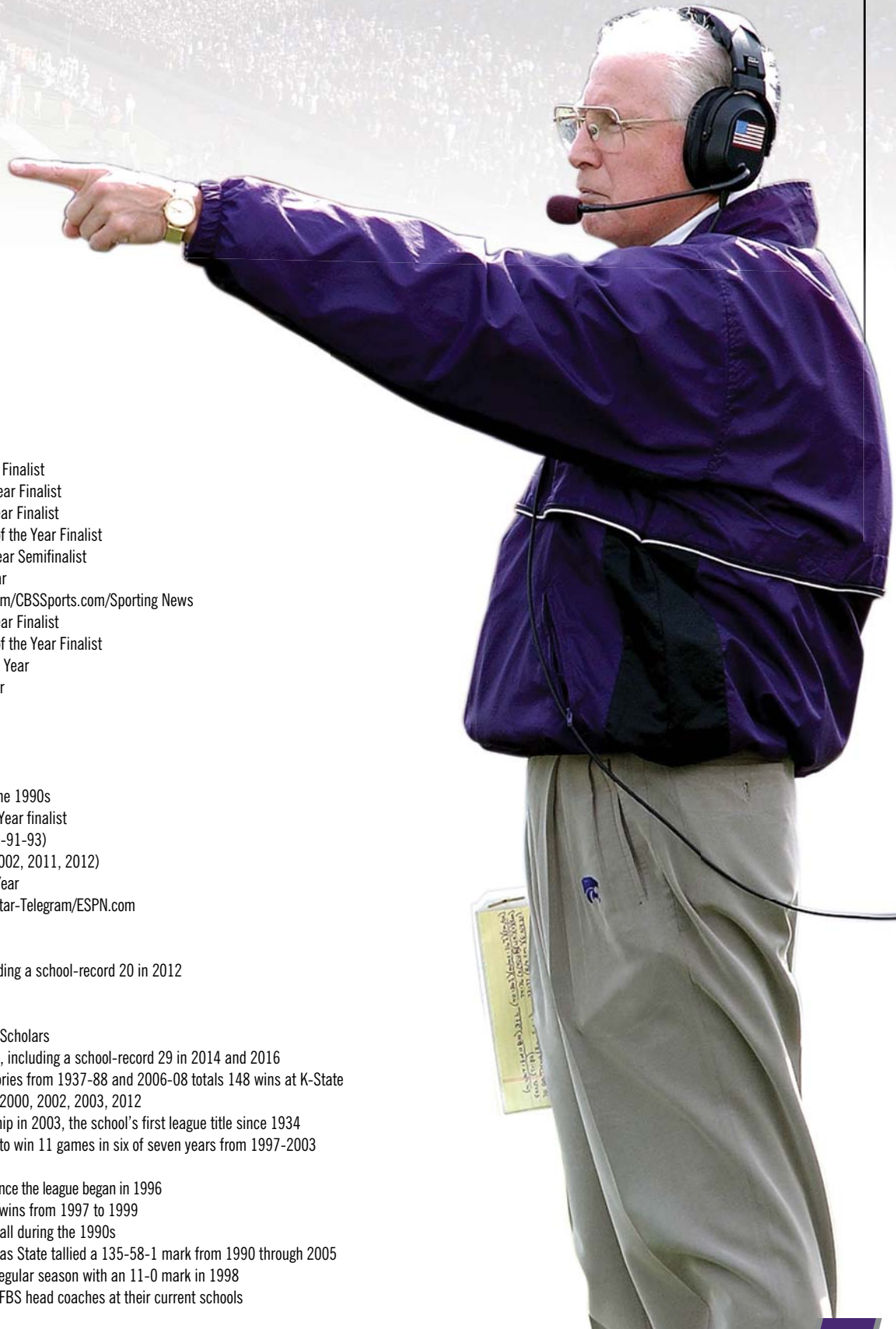
COMMUNITY INVOLVEMENT

- Chairman of the Kansas Mentors Council and the Kansas Leadership Council
- Board of Directors for Kansas Leadership Center
- Board of Directors of Prairiefire Museum of Natural History (K.C.)
- Board of Trustees for the Kansas Sports Hall of Fame
- KSU Leadership Studies Advancement Council
- Terry C. Johnson Cancer Research Center Advisory Council
- Manhattan Community Foundation Board of Trustees
- KSU Foundation Board of Trustees
- Honorary Co-Chairman of the Kansas Masonic Partnership for Life



Career Highlights

- 2016 Texas Bowl Champions
- 2016 Liberty Bowl Participants
- 2015 Alamo Bowl Participants
- 2013 Buffalo Wild Wings Bowl Champions
- 2013 Tostitos Fiesta Bowl Participants
- 2012 Big 12 Champions
- 2012 Cotton Bowl Participants
- 2010 Pinstripe Bowl Participants
- 2004 Tostitos Fiesta Bowl Participants
- 2003 Big 12 Champions
- 2002 Holiday Bowl Champions
- 2001 Insight.com Bowl Participants
- 2001 Cotton Bowl Champions
- 1999 Holiday Bowl Champions
- 1998 Alamo Bowl Participants
- 1997 Tostitos Fiesta Bowl Champions
- 1997 Cotton Bowl Participants
- 1995 Holiday Bowl Champions
- 1994 Aloha Bowl Participants
- 1993 Copper Bowl Champions
- 2012 Bobby Dodd National Coach of the Year
- 2012 Bear Bryant National Coach of the Year Finalist
- 2012 Bobby Bowden National Coach of the Year Finalist
- 2012 Liberty Mutual National Coach of the Year Finalist
- 2012 FWA Eddie Robinson National Coach of the Year Finalist
- 2012, 2014 Maxwell National Coach of the Year Semifinalist
- 2011 Woody Hayes National Coach of the Year
- 2011 National Coach of the Year by Rivals.com/CBSSports.com/Sporting News
- 2011 Liberty Mutual National Coach of the Year Finalist
- 2011 FWA Eddie Robinson National Coach of the Year Finalist
- 1998 Associated Press National Coach of the Year
- 1998 Walter Camp National Coach of the Year
- 1998 Bear Bryant National Coach of the Year
- 1998 Bobby Dodd National Coach of the Year
- 1994 CNN National Coach of the Year
- 1991 ESPN National Coach of the Year
- Finalist for ESPN's Coach of the Decade for the 1990s
- Five-time Bear Bryant National Coach of the Year finalist
- Three-time Big Eight Coach of the Year (1990-91-93)
- Four-Time Big 12 Coach of the Year (1998, 2002, 2011, 2012)
- 2009 Honorable Mention Big 12 Coach of the Year
- 2003 Big 12 Coach of the Year by Fort Worth Star-Telegram/ESPN.com
- 211 All-America honors
- Eight Consensus All-America honors
- 266 All-Conference honors since 1993, including a school-record 20 in 2012
- 12 Academic All-America honors
- 10 CFA National Scholar-Athletes
- 4 National Football Foundation Postgraduate Scholars
- 264 Academic All-Big Eight/Big 12 selections, including a school-record 29 in 2014 and 2016
- School-record 205 wins... Adding all the victories from 1937-88 and 2006-08 totals 148 wins at K-State
- School-record 11 wins in 1997, 1998, 1999, 2000, 2002, 2003, 2012
- Guided K-State to its first Big 12 Championship in 2003, the school's first league title since 1934
- One of two schools in college football history to win 11 games in six of seven years from 1997-2003
- Owns a 118-80-1 record in Big 8/12 play
- K-State ranks third in number of Big 12 wins since the league began in 1996
- Big 12 Conference-record 22 straight league wins from 1997 to 1999
- Fifth-winningest home record in college football during the 1990s
- After posting a 1-36-1 record in 1980s, Kansas State tallied a 135-58-1 mark from 1990 through 2005
- K-State completed its first-ever undefeated regular season with an 11-0 mark in 1998
- Ranked first nationally in wins among active FBS head coaches at their current schools





SEAN SNYDER

Associate Head Coach/Special Teams Coordinator
 Director of Football Operations
 Kansas State, 1994

24TH YEAR

18 BOWL GAMES

TWO BIG 12 CHAMPIONSHIPS

@coachseansnyder

The SNYDER File



PERSONAL

Year at K-State: 24th
Date of Birth: September 21, 1969
Hometown: Greenville, Texas
Spouse: Wanda
Children: Katherine, Tate, Matthew
Grandchildren: D.J.

EDUCATION

Kansas State (1994)
 Bachelor's in Money and Banking

PLAYING EXPERIENCE

Iowa, Punter (1988-89)
 K-State, Punter (1991-92)

PROFESSIONAL EXPERIENCE

K-State
 1994-96Part-time assistant coach
 1996-99 Director of Football Operations
 1999-2001 Asst. A.D./Dir. of Football Ops.
 2001-08Assoc. A.D./Dir. of Football Ops.
 2009-10Sr. Assoc. A.D./Dir. of Football Ops.
 2011-17Assoc. H.C./Special Teams Coord.

BOWL EXPERIENCE

1988 Peach Bowl.....Iowa
 1995 Holiday Bowl..... K-State
 1997 Cotton Bowl..... K-State
 1997 Fiesta Bowl..... K-State
 1998 Alamo Bowl..... K-State
 1999 Holiday Bowl..... K-State
 2001 Cotton Bowl..... K-State
 2001 Insight.com Bowl..... K-State
 2002 Holiday Bowl..... K-State
 2004 Fiesta Bowl..... K-State
 2006 Texas Bowl..... K-State
 2010 Pinstripe Bowl..... K-State
 2012 Cotton Bowl..... K-State
 2013 Fiesta Bowl..... K-State
 2013 Buffalo Wild Wings Bowl..... K-State
 2015 Alamo Bowl..... K-State
 2016 Liberty Bowl..... K-State
 2016 Texas Bowl..... K-State

Former All-American punter and long-time staff member **Sean Snyder** is in his seventh season as the Wildcats' Associate Head Coach/Special Teams Coordinator and Director of Football Operations.

The former Consensus All-American enters his 23rd overall year as a member of the Kansas State staff as he continues his role as Director of Football Operations, a position he has held the past 21 years.

The Wildcats' specialty units have been a model of consistency since Snyder took over in 2011, and 2016 was another banner year for the collective disciplines as Kansas State was the only team in the nation to rank in the top 25 in kickoff returns, punt returns, kickoff-return defense and punt-return defense. K-State finished sixth in the country in kickoff-return average, while the Wildcats led the nation by having 32-percent of their kickoff returns result in field position past their own 35-yard line.

K-State extended its nation-leading streak with a kickoff-return touchdown to 12 years when **Byron Pringle** went 99 yards for a score against Texas Tech. Pringle earned First Team All-Big 12 honors, the fourth-straight year K-State had the first-team honoree at returner. **Dominique Heath**, who returned a punt 75 yards for a score against Florida Atlantic, picked up honorable mention accolades.

Thanks in large part to Snyder's scheming and coaching, the returns by Pringle and Heath represented K-State's 41st and 42nd combined kickoff- and punt-return touchdowns since 2005, the most in the nation and an astonishing 14 more than the team in second place. Furthermore, the Cats are currently riding a 50-game streak without allowing a kickoff-return touchdown and a 37-game streak without allowing a punt-return score.

On the kicking side, punter **Nick Walsh** was named a Third Team All-Big 12 performer by Phil Steele in 2016 by finishing second in the league in average at 42.8 yards per punt, while the mark ranked sixth in school history. Walsh enters his senior campaign ranked sixth in career average (41.88) and seventh in total yards (6,700). Place kicker **Matthew McCrane** enters his senior campaign ranked first in school history in career field goal percentage (90.0) and seventh in field goals made (36).

The accolades in 2016 followed a year in which the Wildcats' collective units were ranked No. 1 in the nation by Phil Steele as Snyder went on to be named the 2015 FootballScoop Special Teams Coordinator of the Year. He was a finalist for the award each of the previous three seasons.

Snyder tutored a 2015 group that finished in the top 15 nationally in five categories, including blocked kicks allowed (11st), blocked kicks (7th), blocked punts (11th), kickoff return defense (12th) and kickoff returns (13th).

Kickoff returner **Morgan Burns** led the charge as he was named the Big 12 Special Teams Player of the Year – the third-straight year the award was won by a Wildcat – and First Team All-American by numerous outlets. Burns led the nation in kickoff-return touchdowns (4) and ranked third nationally and first in the Big 12 in kickoff-return average, while he also set a conference record by being named the Big 12 Special Teams Player of the Week each of the final four weeks of the regular season. Burns also broke the school record for single-season kickoff-returns yards (1,138).

Burns wasn't the only special teamer to earn All-Big 12 honors under Snyder as two place kickers – **Jack Cantele** (first team) and McCrane (honorable mention) – and Walsh (honorable mention) also earned accolades from the league's coaches. It was just the second time in Big 12 history that a team produced two all-conference kickers in the same season (2001 Colorado).

In 2014, the Snyder-led units ranked third nationally and tops in the Big 12 in punt-return average (18.0) and 16th in the country in kickoff-return defense (17.97). Individually, **Tyler Lockett** earned Big 12 Special Teams Player of the Year honors for a second-straight season as he led the nation with a 19.1-yard punt return average in addition to ranking third nationally in all-purpose yards (176.62 per game) and punt-return touchdowns (2).

Lockett was also a Consensus All-American as an all-purpose player, earning numerous First Team All-America honors as a kick returner.

Thanks to Snyder's scheming in the return game, Lockett left K-State holding the school record for kickoff-return yards (2,196) and set the Big 12 record for career kickoff-return average (28.5).

In the kicking game, McCrane was an Honorable Mention All-American in addition to earning Freshman All-America honors after leading the nation with a 94.7-percent field goal conversion rate. Due in part to McCrane, Snyder's kickers broke the school record with 23 made field goals during the 2014 season. McCrane became the first freshman in school history to connect on two field goals of 50 yards or greater, while he shattered the K-State freshman record for points scored (95), nearly 40 more than former Lou Groza Award winner **Martin Gramatica**.

The 2014 season was a continuation of a three-year run of unprecedented success for K-State's specialty units. The 2012 Wildcats led the nation in kickoff-return average at 29.24 yards per return as they shattered both the school and Big 12 records. Additionally, the average was the best mark in NCAA history among teams with 35 or more returns in a season. K-State also ranked second in the NCAA with an 18.95 punt-return average, while its punt return defense average of two yards tied for fourth.

Individually, Lockett, who earned All-America honors, ranked third nationally in kickoff-return average at 32.76 yards per return. **Tramaine Thompson** claimed the top spot in punt-return average at 19.75, which ranked third in school and Big 12 history.

In 2013, Snyder's units ranked fifth nationally with five blocked kicks, including four from national leader **Travis Britz**. The punt-return unit averaged 12.5 yards per return to rank 17th in the nation, while the Wildcats ranked 26th nationally with a 23.4-yard average per kickoff return.

Snyder tutored Lockett to Big 12 Special Teams Player of the Year accolades, while he was also named a First Team All-Big 12 kick returner. Thompson left Kansas State ranked fourth in school history in career punt-return yards (718) as he was named an Honorable Mention All-Big 12 performer as a kick returner in 2013.

In his first year as a full-time coach in 2011, K-State was among the nation's best in kickoff returns as Lockett, a true freshman, earned Walter Camp All-America honors after leading the nation with his 35.2-yard average. Punter **Ryan Doerr** was also a candidate for the Ray Guy Award, while place-kicker **Anthony Cantele** was a semifinalist for the Lou Groza Award in 2012 and was an Honorable Mention All-Big 12 pick in 2011.

Snyder received his start as a part-time assistant coach with the Wildcats in 1994 and served in that capacity until 1996 when he began focusing his efforts on the administrative side of the program as the Director of Football Operations.

In 1999, Snyder was promoted to Assistant Athletics Director for Football Operations. He was named Associate Athletics Director in 2001 and Senior Associate Athletics Director in 2010.

A member of Kansas State's inaugural Ring of Honor Class in 2002 and 2016 inductee into the K-State Athletics Hall of Fame, Snyder was one of the program's most prolific punters during his playing days at K-State from 1991-92. As a senior, Snyder earned First Team All-America honors from the Associated Press, Kodak and *Athlon* after averaging a school-record 44.7-yards per punt. In 1991 he was tabbed as the Big Eight Defensive Newcomer of the Year after averaging 40.5 yards in his junior season.

A First Team All-Big Eight selection in 1992 after earning honorable-mention honors in 1991, Snyder was selected to play in the 1992 Blue-Gray Game.

Snyder, K-State's Special Teams MVP in 1991 and 1992, held the school record for career punting average (43.0) before having it broken by **James Garcia** in 1998, while his 3,572 punting yardage in 1992 still remains a school record.

Following his collegiate career, Snyder signed a free agent contract with the Phoenix Cardinals in 1993 and the San Diego Chargers in 1994.

Snyder earned his bachelor's degree from K-State in money and banking in 1994. Married to the former **Wanda Boyett**, the couple has three children, daughter **Katherine**, and sons **Tate** and **Matthew**, and one grandchild, **D.J.**



DANA DIMEL

19TH YEAR

12 BOWL GAMES

2012 BIG 12 CHAMPIONSHIP

@CoachDimelKSU

Offensive Coordinator
Running Backs/Tight Ends
Kansas State, 1986



The DIMEL File



PERSONAL

Year at K-State: 19th
Date of Birth: October 9, 1962
Hometown: Columbus, Ohio
Spouse: Julie
Children: Winston, Josey

EDUCATION

Kansas State (1986)
Bachelor's in Marketing

PLAYING EXPERIENCE

Hutchinson CC, Offensive Line (1983-84)
K-State, Offensive Line (1985-86)

PROFESSIONAL EXPERIENCE

K-State
1987-88..... Graduate Assistant
1989-92..... Assistant Coach (OL)
1993-94..... Run Game Coordinator (OL)
1995-96..... Offensive Coordinator (OL)
2009-10..... Co-Offensive Coordinator (RB)
2011-17... Co-Offensive Coordinator (RB/TE)

Wyoming
1997-99..... Head Coach

Houston
2000-02..... Head Coach

Arizona
2006..... Assistant Coach (TE)
2007-08..... Associate Head Coach (TE/RB)

BOWL EXPERIENCE

1993 Copper Bowl..... K-State
1994 Aloha Bowl..... K-State
1995 Holiday Bowl..... K-State
1997 Cotton Bowl..... K-State
2008 Las Vegas Bowl..... Arizona
2010 Pinstripe Bowl..... K-State
2012 Cotton Bowl..... K-State
2013 Fiesta Bowl..... K-State
2013 Buffalo Wild Wings Bowl..... K-State
2015 Alamo Bowl..... K-State
2016 Liberty Bowl..... K-State
2016 Texas Bowl..... K-State

Entering the ninth year of his third tour of duty on the K-State coaching staff, **Dana Dimel** serves as the offensive coordinator and running backs/tight ends coach. Dimel, a 1986 Kansas State graduate, is in his 20th season overall on the Wildcat coaching staff having also served from 1987 to 1996 in addition to the 2005 season.

Dimel has coordinated an offense that has been a major reason why the Wildcats have advanced to seven-straight bowl games, the longest stretch by K-State since advancing to 11-straight bowl games from 1993 to 2003. One of the key factors during that streak has been red-zone offense, as Dimel's emphasis on play calling in the end zone has resulted in K-State being one of two teams nationally to finish in the top 27 nationally in red zone effectiveness each of the last seven seasons.

The Wildcats finished 10th nationally in red-zone offense in 2016 thanks to a formidable rushing attack that ranked fourth in the Big 12, 22nd nationally and posted numerous top-10 marks in school history. K-State finished the year with a school-best 5.27 yards per carry and totaled 3,013 rushing yards – which ranked third in school history – while the Cats also finished third in yards per game (231.8), seventh in rushing touchdowns (39) and eighth in total offensive yards (5,054).

The 2016 Wildcats also finished fourth nationally in fewest passes intercepted, tied for fifth in turnovers lost, 20th in time of possession and tied for 22nd in both third- and fourth-down conversions.

Thanks to Dimel's scheming and play calling, quarterback **Jesse Ertz** produced the 15th 1,000-yard rushing season in school history with 1,012 yards, a mark that ranked third among quarterbacks. Dimel coached running back **Charles Jones**, who ended his career in 2016 with 1,832 career rushing yards to rank 13th in school history, while **Alex Barnes** produced the second-most rushing yards in school history among freshmen.

Dimel's son, **Winston**, and Barnes each recorded four rushing touchdowns in a game to tie for third in K-State history. Winston's four scores were a part of the Wildcats' seven rushing scores against Florida Atlantic to tie the school record. Barnes had his four-touchdown game against Baylor to set the K-State freshman record for a single game.

Winston went on to earn First Team All-Big 12 honors for a second-straight season, while Barnes was a second team selection on the All-Big 12 Freshman team from *Athlon*.

The 2014 campaign was another banner year, which produced one of the greatest offensive outputs in school history. Dimel helped direct an offense that led the nation in scoring efficiency (scoring drives/total drives), while the Wildcats ranked 11th nationally in team passing efficiency, 14th in red zone offense, 16th in passing offense and 24th in scoring offense. K-State was also 25th in third-down conversions and 12th in fourth-down conversions. Thanks to the direction of Dimel, K-State broke the school record for total passing yards (3,736) and completion percentage (65.30) in 2014, while the Wildcats totaled 5,481 offensive yards to rank fourth and scored 465 total points to rank sixth.

Dimel's play calling helped wide receiver **Tyler Lockett** leave K-State with the school's career receptions, receiving yards and receiving touchdown records, while quarterback **Jake Waters** broke the school marks for single-season passing yards (3,501) and total offensive yards (3,985).

Despite those dynamic playmakers graduating following the 2014 season and enduring injuries throughout the year, particularly at the quarterback position, Dimel was still able to co-direct an offense in 2015 that helped the Wildcats climb out of hole in terms of a 3-6 record to win the final three games of the regular season to become bowl eligible. The Wildcats finished in the top 25 nationally in several categories, including a second-place mark in in red zone offense at 94.5 percent. Thanks to Dimel's guidance, the Wildcats went a perfect 25-for-25 in red zone chance over the final seven games, which included 17 touchdowns.

Playing with a two-fullback look throughout the year, Dimel tutored his son, **Winston**, to First Team All-Big 12 honors from the league's coaches, while fellow fullback **Glenn Gronkowski** picked up second-team honors from the Associated Press. Additionally, Dimel has helped guide running back **Charles Jones** to become the 27th player in school history with 1,000 career rushing yards.

The 2012 season was another banner year on offense as Dimel co-coordinated an offense that finished in the top 25 nationally in nearly 10 categories, includ-

ing a ninth-place ranking in yards per attempt, 11th in scoring offense and 13th in yards per completion. K-State was led on the ground by running back and All-Big 12 selection **John Hubert** as the second-year starter finished fourth in the Big 12 at 72.8 yards per game and placed second in the league with 15 rushing touchdowns. Quarterback **Collin Klein**, a Heisman Trophy finalist, also placed in the top 10 as he finished sixth at 70.88 yards per game.

Dimel's units found success again in 2013 as the K-State offense ranked eighth nationally in yards per completion, 13th in passing efficiency, while the Wildcats ranked fifth and third in school history in those categories, respectively. One of the best offenses in the nation on third downs (No. 13) and inside the red zone (No. 27), K-State ranked in the top 10 in school history in yards per play (second), total yards (fifth), passing yards (fifth) and points (eighth).

Under Dimel's tutelage, Hubert broke through after 900-plus yard seasons in 2011 and 2012 as he produced the 14th 1,000-yard rushing season in school history in 2013. Hubert earned Honorable Mention All-Big 12 honors, while he was also a candidate for the Doak Walker, Maxwell and Walter Camp Player of the Year awards. Dimel guided Hubert to the No. 2 spot on K-State's career rushing yardage list, while Hubert's main blocking back, Gronkowski, also garnered All-Big 12 accolades and repeated the feat again in both 2014 and 2015.

In 2011, Dimel led a rushing offense that saw Klein set a new Big 12 record and NCAA record by a quarterback with 27 rushing touchdowns while surpassing the 1,000-yard rushing mark on the season. K-State maintained one of the top rushing offenses in the Big 12 in 2011 en route to a 10-3 record and a berth in the 2012 AT&T Cotton Bowl.

A K-State alumnus who lettered for the Wildcats in 1985 and 1986 as an offensive lineman, Dimel spent 10 years on the K-State staff from 1987 to 1996. Kansas State's offensive line coach for much of his tenure, Dimel also served as offensive coordinator during the 1995 and 1996 campaigns. In 1995, his first at the controls of the Wildcat offense, Kansas State set school records for both touchdowns and total points as well as total offense. He mentored 11 offensive linemen who went on to sign NFL contracts, while he was also instrumental in developing All-Americans **Barrett Brooks**, **Jim Hmielewski** and **Quentin Neujahr** along with all-conference selections **Jason Johnson**, **Todd Weiner** and **Ryan Young**.

In 1997, Dimel became the youngest head coach in NCAA Division I when he took the reins at the University of Wyoming at the age of 34. Dimel spent three years at Wyoming, guiding the Cowboys to an impressive 23-12 overall record, and left Laramie as one of only 10 head coaches at the time to win no fewer than seven games in every year as a head coach. Dimel led the Cowboys to eight-win seasons in both 1997 and 1998 before being named head coach at the University of Houston, where he guided the Cougars' football program from 2000-02.

During his career as a head or assistant coach, Dimel has coached 36 players who have gone on to play in the NFL. A native of Columbus, Ohio, Dimel and his wife, **Julie**, have a son, **Winston**, and a daughter, **Josey**.

For a complete bio on Dimel, please visit www.k-statesports.com





TOM HAYES

Defensive Coordinator
Secondary
Iowa, 1971

SEVENTH YEAR

19 BOWL GAMES

FIVE CONFERENCE CHAMPIONSHIPS

The HAYES File



PERSONAL

Year at K-State: Seventh
Date of Birth: March 26, 1949
Hometown: Keokuk, Iowa
Spouse: Cindy
Children: Andy, Lindsay, Sarah
Grandchildren: Jack, Owen, Hayes, Stella, Austin and Bradley

EDUCATION

Iowa (1971)
Bachelor's in Finance/Insurance

PLAYING EXPERIENCE

Iowa, Defensive Back (1967-71)

PROFESSIONAL EXPERIENCE

- K-State**
2011..... Defensive Pass Game Coord. (DB)
2012-17..... Defensive Coordinator (DB)
- 1977-78..... Iowa, Assistant Coach (DB)
1979..... Cal State Fullerton, Def. Coord.
1980-81..... UCLA, Assistant Coach (DB)
1982-88..... UCLA, Defensive Coord. (DB)
1989-90..... Texas A&M, Asst. HC (DB)
1991-94... Oklahoma, Defensive Coord. (DB)
1995-99... Washington Redskins, Asst. Coach (DB)
2001..... Kansas, Defensive Coordinator (DB)
2001..... Kansas, Interim Head Coach
2005..... Stanford, Defensive Coordinator
2006-07... New Orleans Saints, Asst. Coach (DB)
2010..... Tulane, Assistant Coach (DB)

BOWL EXPERIENCE

- 1981 Bluebonnet Bowl..... UCLA
1982 Rose Bowl..... UCLA
1983 Rose Bowl..... UCLA
1984 Fiesta Bowl..... UCLA
1985 Rose Bowl..... UCLA
1986 Freedom Bowl..... UCLA
1987 Aloha Bowl..... UCLA
1988 Cotton Bowl..... UCLA
1989 Hancock Bowl..... Texas A&M
1990 Holiday Bowl..... Texas A&M
1991 Gator Bowl..... Oklahoma
1993 Hancock Bowl..... Oklahoma
1994 Copper Bowl..... Oklahoma
2012 Cotton Bowl..... K-State
2013 Fiesta Bowl..... K-State
2013 Buffalo Wild Wings Bowl..... K-State
2015 Alamo Bowl..... K-State
2016 Liberty Bowl..... K-State
2016 Texas Bowl..... K-State

A 40-year coaching veteran with previous coordinator experience at six different institutions, **Tom Hayes** enters his sixth season as the Wildcats' defensive coordinator in 2017 and his seventh year overall at K-State. Hayes was instrumental in the Wildcats' resurgence on defense in 2011, while he directed a defense that helped the Wildcats produce a Big 12 Championship in 2012 and seven-straight bowl berths.

A University of Iowa graduate with extensive Big Eight and Big 12 coaching ties, Hayes completed his 28th year of coaching experience at the collegiate level in 2016 and participated in his 19th career bowl game when the Wildcats won the 2016 Texas Bowl.

The Texas Bowl victory was a culmination of great year for the K-State defense, which led the Big 12 in scoring defense, total defense and rushing defense to become the first Big 12 program to lead the conference in all three categories since 2008 (Texas). K-State allowed only 115.0 rushing yards per game to rank ninth in school history and 11th in the nation, its highest national ranking in the category since 2003. Additionally, the Wildcats posted their highest national ranking in scoring defense since the 2002 season.

Focusing his positional work on defensive backs, Hayes teaches a distinct ballhawking mindset as the Wildcats have combined for 89 interceptions over the last six years, the second most in the Big 12 over that span. The total was given a boost in 2016 when the Wildcats led the Big 12 and tied for 14th nationally with 16 interceptions. The feat was impressive considering the Wildcats started three sophomores in the secondary and were coming off a year in which they totaled just five picks. The plus-11 uptick in interceptions from 2015 to 2016 were the most in the nation among Power 5 schools.

The Wildcats were also particularly tough in sudden change situations as they led all Power 5 school by allowing only 1.15 points off turnovers in 2016.

Individually, cornerback **D.J. Reed** was named the Big 12 Defensive Newcomer of the Year and a First Team All-Big 12 honoree by the league's coaches after leading the league and tying for fifth nationally with 19 passes defended, a mark that tied for third in K-State history. Safety **Dante Barnett** also finished his illustrious career under Hayes by picking Honorable Mention All-Big 12 accolades and leaving with the seventh-most unassisted tackles in school history (182).

Reed and Barnett were just two of seven Wildcat defenders to earn all-conference honors thanks in part to Hayes' direction. Defensive end **Jordan Willis** was named Big 12 Defensive Player of the Year – the second such honor by a Wildcat under Hayes' watch – in addition to multiple All-America accolades.

In 2014, the Wildcats picked off 15 passes to rank 23rd nationally and second in the Big 12. The 2014 Wildcat defense also ranked second in the conference in scoring defense and third in both total and red zone defense.

Hayes tutored hybrid defensive back **Randall Evans** to 2014 First Team All-Big 12 honors from the league's coaches, while Barnett and **Danzel McDaniel** were named to the second team. In all, six Wildcat defenders pulled in All-Big 12 accolades.

The K-State secondary looked primed for a repeat season in 2015, but injuries early in the year hampered the unit as both Barnett and McDaniel were lost for the season over the first five games. However, Hayes' unit was able to rebound thanks to the quick growth of a pair young players in true freshman cornerback **Duke Shelley** and redshirt freshman safety **Kendall Adams**.

Seeing the need to relieve pressure on his young secondary, Hayes coordinated an aggressive front seven as K-State ranked ninth nationally and eighth in school history in sacks (38). It was the first time the Wildcats were in the top 10 nationally in sacks since 2006.

With help from Hayes, defensive back **Morgan Burns** earned Honorable Mention All-Big 12 honors from the league's coaches in 2015, while defensive tackle **Will Geary** was a First Team All-Big 12 pick by the Associated Press.

The defense was a major reason for another historic in-season turnaround in 2013 when the Wildcats went from 2-4 to an eight-win team. The defense surrendered only 20.1 points per game in the final seven contests, six of which were victories, and over that seven-game stretch, Hayes' unit intercepted 13 passes and totaled 17 on the year to rank 23rd nationally. The Wildcats were efficient with their interceptions as well as they set the school record for return yards (401) and ranked fifth in school history with three returns for touchdowns.

Individually, Hayes helped guide four defenders to All-Big 12 honors, including Big 12 Defensive

Lineman of the Year **Ryan Mueller** and **Ty Zimmerman**, who became the first four-year all-conference player in school history. The safety also earned numerous All-America honors, was an honorable mention pick for the Big 12 Defensive Player of the Year award, a semifinalist for the Jim Thorpe Award and a candidate for the Bednarik Award and Nagurski Trophy. Thanks to Hayes' coaching, Zimmerman left K-State third in career interceptions, second in career interception-return yards and fourth in career interception-return touchdowns.

In his first season as defensive coordinator in 2012, Hayes directed the Wildcats to the top mark in the Big 12 in scoring defense as Kansas State yielded only 22.1 points per game – a six-point improvement from the year before – thanks to a stout rush defense that placed second in the league by yielding only 128.0 rushing yards per game. The Wildcats also pulled in 18 interceptions for a second-straight year to tie for 10th in school history, while Kansas State's plus-19 mark in turnover differential ranked third nationally.

Hayes helped tutor a pair of All-Americans in linebacker **Arthur Brown** and Zimmerman, while Brown was the Big 12 Defensive Player of the Year by the league's coaches and **Meshak Williams** picked up Big 12 Defensive Lineman of the Year honors. The Wildcat defenders totaled 11 All-Big 12 selections under Hayes' guidance.

Tutoring the K-State secondary and serving as the pass game coordinator in 2011, Hayes helped **Nigel Malone** become an instant playmaker at cornerback as the junior was named a Walter Camp All-American after leading the Big 12 with seven interceptions. **David Garrett**, **Tysyn Hartman** and Zimmerman all earned All-Big 12 honors in 2011 from their positions in the defensive backfield, while the Wildcat defense overall ranked fifth in the Big 12 in total defense, second in interceptions (18) and second in turnover margin (+12) in 2011.

Prior to arriving at K-State, Hayes spent the 2010 season on **Bob Toledo's** staff at Tulane where he coached the defensive secondary and tutored First Team All-Conference USA cornerback **Phillip Davis**. Davis, who became Tulane's first all-conference first team selection on defense since 2005, ranked eighth nationally in 2010 and tops in Conference USA with 15 passes defended.

Hayes also served on the New Orleans Saints staff as a defensive backs coach for two seasons in 2006 and 2007. He molded a group of young players and veterans into key contributors in New Orleans as the Saints possessed the NFC's top-ranked pass defense in 2006.

During his career, Hayes has served as defensive coordinator at Power 5 institutions Stanford, UCLA, Oklahoma and Kansas and also coached the defensive backs for the Washington Redskins for five years. He has been a part of teams that have compiled an 11-7 record in bowl games throughout his career – including three Rose Bowl victories – and has coached 31 defensive backs who moved on to NFL rosters, including five first-round draft picks.

Hayes was a three-year letterwinner as a defensive back for the Hawkeyes from 1967-71, and earned his degree from Iowa in Finance/Insurance in 1971. Born in Keokuk, Iowa, he and his wife **Cindy** have three children, **Andy**, **Lindsay** and **Sarah**.

For a complete bio on Hayes, please visit www.k-statesports.com



ANDRE COLEMAN

FIFTH YEAR

FIVE BOWL GAMES

PLAYED IN SUPER BOWL XXIX

@CoachDreColeman



Pass Game Coordinator
Wide Receivers
Kansas State, 2011

Former Kansas State standout **Andre Coleman** has served as the Wildcats' wide receivers coach since 2013 and was named the pass game coordinator prior to the 2016 season. A dynamic receiver and kick returner during his playing days, Coleman hasn't wasted any time making an impact as a coach.

A four-year letterwinner at wide receiver under **Bill Snyder** from 1990-93, Coleman coached a position group that recorded the most receptions and yards ever by a Snyder-coached team in 2013 before shattering both those marks in 2014 with 230 receptions for 3,097 yards.

Tutoring a young position group in 2016, the top two receivers — **Byron Pringle** and **Dominique Heath** — were both sophomores, while redshirt freshman **Isaiah Zuber** was fourth on the squad. Heath finished third in school history among sophomores with 45 catches, while Zuber was fourth among freshmen with 24.

Pringle's season totals were buoyed by a 126-yard performance in the regular-season finale at TCU and a 107-yard outburst against Texas A&M to help K-State win the 2016 Texas Bowl. It was the 18th time a Wildcat tallied consecutive 100-yard games and the first since 2014. Each of those contests featured one of the longest receptions in school history as he had an 83-yard touchdown against the Horned Frogs and a 78-yard score against Texas A&M, the latter setting a K-State bowl record.

A former NFL kick returner, Coleman also helped Pringle to a seventh-place national ranking in kickoff-return yards, while his 659 kickoff-return yards ranked fifth in school history. Pringle, who had a 99-yard kickoff return touchdown against Texas Tech, went on to earn First Team All-Big 12 honors, the fourth-straight year K-State had the first-team honoree at returner.

The 2014 season proved to be the best year for Wildcat wide receivers in school history as the 1-2 punch of All-American **Tyler Lockett** and All-Big 12 performer **Curry Sexton** became the first duo in school history to go over 1,000 yards in the same season and were the top receiving duo in the nation during that season. Lockett, a semifinalist for the Biletnikoff Award, finished third in the country and tops in the Big 12 with 1,515 receiving yards to go along with 11 touchdowns, another top mark in the league. Lockett also hauled in the second-most receptions in a season in school history with 106.

Thanks in large part to Coleman's tutelage, Lockett left K-State as the all-time leader in career receptions (249), yards (3,710) and touchdowns (29), just three of the 17 school records he set in his four-year career. Lockett, who went on to become an NFL Pro Bowler and finalist for NFL Rookie of the Year in his first season with the Seattle Seahawks, also earned Big 12 Special Teams Player of the Year honors for a second-straight season and was a Consensus All-American as a returner due to the coaching of Coleman, an All-American returner at K-State by his own right. A mastered kickoff returner, Lockett excelled in punt-return duties as a senior by leading the nation with a 19.1-yard average, while he returned two for touchdowns.

Sexton ranked 25th nationally and fourth in the conference with 1,059 yards. He recorded the two best seasons of his career under Coleman as he had a three-year total of just 564 yards entering his

senior season, 446 of which came as a junior, Coleman's first season on staff. Sexton teamed with Lockett to record five of the school's double 100-yard games while he finished fourth in school history in single-season receptions (79) and seventh in yards.

The 2013 group was paced by Lockett, who ranked 11th nationally with 105.2 receiving yards per game and 19th in the NCAA with 11 touchdown receptions en route to All-America honors. Lockett, who was a candidate for the Biletnikoff Award, set the school's single-game receiving yardage record at Texas (237) before smashing his own mark later in the season against Oklahoma (278). He also tied the single-game school record with three receiving touchdowns on three occasions. The 2013 Big 12 Special Teams Player of the Year thanks in part to Coleman, Lockett obliterated the school's single-game all-purpose yardage record with 440 against Oklahoma, a mark that ranked as the fifth-most in FBS history.

Although Lockett was the driving force behind Coleman's successful receiving corps in 2013, he was hardly the lone threat as Sexton and senior **Tramaine Thompson** gave the Wildcats solid No. 2 and 3 options for Coleman. Thompson, who left K-State No. 12 on the all-time receiving list, was an Honorable Mention All-Big 12 kick returner thanks to Coleman's tutelage.

With heavy positional losses from a historic unit the year prior and helping break in a new quarterback, the overall wide receiver production in 2015 was unable to be matched by the year prior. However, the group came through in the clutch as they combined for 10 catches and 138 yards per game over the final three regular-season contests — all wins — to help the Wildcats climb out of a 3-6 hole and earn their sixth-straight bowl trip. The stretch was headlined by **Deante Burton**, who hauled in five receptions for 135 yards — including a 77-yard touchdown strike — in K-State's 24-23 victory over West Virginia in the final game of the year en route to Big 12 Offensive Player of the Week honors. Burton, who finished his career in 2016, became the school's 29th career 1,000-yard receiver.

Coleman was also instrumental in helping coach a third-straight Big 12 Special Teams Player of the Year honoree in kick returner **Morgan Burns**, who also went on to earn First Team All-America honors. The latest in a long line of dynamic kick returners — which, for all intents and purposes, began with Coleman himself in the early 1990s — Burns ranked first in the nation with four kickoff-return touchdowns and third with a 33.5-yard average.

Prior to returning to K-State, Coleman spent the previous three seasons at Youngstown State. In 2011 and 2012 at Youngstown State, Coleman worked with no seniors and only one junior as he coached multiple freshmen and sophomores who were called into action early in their careers to the tune of 109 total receptions by underclassmen.

During his first season as the receivers coach in 2011, Coleman guided a group that totaled 227.5 passing yards per game, which was the second most in school history and the highest since 1972. **Christian Bryan** set school freshman records in receptions (46) and yards (722), while his yardage total was the most by a freshman at the FCS level that season.

A 1993 All-America and All-Big Eight performer, Coleman left his mark at K-State during his four years by accumulating 3,443 all-purpose yards, including 1,556 receiving yards and 12 touchdowns on 95 receptions and 1,458 kickoff-return yards on 60 returns. He still sits in K-State's top 10 in 13 offensive or return categories, including top marks in both single-game all-purpose yards per play (27.0 vs. Missouri in 1993) and career all-purpose yards per play (18.2), a third-place ranking in career kickoff-return attempts and a fourth-place mark in kickoff-return yards.

The Hermitage, Pennsylvania, product was drafted in the third round of the 1994 NFL Draft by San Diego and put together a solid five-year professional career playing for the Chargers, Seattle Seahawks and Pittsburgh Steelers. A two-time Pro Bowler and 1994 NFL All-Rookie squad honoree, Coleman helped the Chargers win the 1994 AFC Championship and earn a trip to Super Bowl XXIX in which he established eight Super Bowl records at the time, including a then-record 98-yard kickoff return touchdown as he became the first Wildcat football player to score a touchdown in a Super Bowl.

Coleman completed his degree in social sciences from Kansas State in the summer of 2011. He and his wife, **Brandi**, have three daughters, **Shyla, Kyla and Brielle**.

The COLEMAN File



PERSONAL

Year at K-State: Fifth
Date of Birth: September 19, 1972
Hometown: Hermitage, Pa.
Spouse: Brandi
Children: Shyla, Kyla, Brielle

EDUCATION

Kansas State (2011)
Bachelor's in Social Science

PLAYING EXPERIENCE


K-State, Wide Receiver (1990-93)
San Diego Chargers, Wide Receiver (1994-96)
Seattle Seahawks, Wide Receiver (1997)
Pittsburgh Steelers, Wide Receiver (1997-98)

PROFESSIONAL EXPERIENCE

K-State
2013-15..... Assistant Coach (WR)
2016-17..... Pass Game Coordinator (WR)
Youngstown State
2010..... Assistant Coach (TE)
2011-12..... Assistant Coach (WR)

BOWL EXPERIENCE

1993 Copper Bowl..... K-State
1994 Super Bowl XXIX..... San Diego Chargers
2013 Buffalo Wild Wings Bowl..... K-State
2015 Alamo Bowl..... K-State
2016 Liberty Bowl..... K-State
2016 Texas Bowl..... K-State



COLEMAN FAMILY

CHARLIE DICKEY

NINTH YEAR

Run Game Coordinator
Offensive Line
Arizona, 1987

16 BOWL GAMES
THREE CONFERENCE CHAMPIONSHIPS

@Coach_Dickey



The DICKEY File



PERSONAL

Year at K-State: Ninth
Date of Birth: December 31, 1962
Hometown: Scottsdale, Ariz.
Spouse: Lisa
Children: Jazmin, Tasha, Shyanne, Charles, Jr., Chanel (deceased)
Grandchildren: Alanya, Alan Jr., Benaiah

EDUCATION

Arizona (1987)
Bachelor's in Business Administration

PLAYING EXPERIENCE

Scottsdale CC, Offensive Line (1981-82)
Arizona, Offensive Line (1983-84)

PROFESSIONAL EXPERIENCE

K-State
2009-15 Assistant Coach (OL)
2016-17 Run Game Coordinator (OL)
Arizona
1988 Graduate Assistant
1992-2002 Assistant Coach (OL)
2003 Assistant Coach (TE)
Scottsdale CC
1989 Assistant Coach (OL)
Northern Arizona
1990-91 Assistant Coach (OL)
Washington
2004 Assistant Coach (OL)
Utah
2005-08 Assistant Coach (OL)

BOWL EXPERIENCE

1992 John Hancock Bowl Arizona
1994 Fiesta Bowl Arizona
1994 Freedom Bowl Arizona
1997 Insight.com Bowl Arizona
1998 Holiday Bowl Arizona
2005 Emerald Bowl Utah
2006 Armed Forces Bowl Utah
2007 Poinsettia Bowl Utah
2009 Sugar Bowl Utah
2010 PinStripe Bowl K-State
2012 Cotton Bowl K-State
2013 Fiesta Bowl K-State
2013 Buffalo Wild Wings Bowl K-State
2015 Alamo Bowl K-State
2016 Liberty Bowl K-State
2016 Texas Bowl K-State

Entering his 30th year as a full-time coach in 2017, **Charlie Dickey** begins his ninth season at Kansas State tutoring the Wildcat offensive line as he joined **Bill Snyder's** staff upon his return in 2009. Prior to the 2016 season, Dickey was promoted to run game coordinator.

Regarded as one of the best offensive line coaches in the country, Dickey has tutored K-State offensive linemen to 21 All-Big 12 honors since his arrival, including nine first-team accolades. His offensive lines have been an integral part in the Wildcats advancing to seven-straight bowl games, the longest stretch by K-State since advancing to 11-straight bowl games from 1993 to 2003.

The 2016 season saw a group with a collective 17 starts entering the year turn into one of the best lines in school history thanks to Dickey's guidance. All the young Wildcat did was set the school record for rushing yards per carry (5.27), rank third in K-State history in total rushing yards (3,013) and rushing yards per game (231.8), and seventh in rushing touchdowns (39), including a school-record tying seven against Florida Atlantic.

Thanks to the stout offensive line, the Wildcats ranked sixth nationally in rushing touchdowns, 10th in red-zone offense, 20th in time of possession and 22nd in rushing offense.

Sophomore **Dalton Risner**, who was a Freshman All-American at center in 2015, had a smooth transition to right tackle thanks to Dickey and was named a First Team All-Big 12 performer. Additionally, **Terrale Johnson** was a first-team pick at guard, while center **Reid Najbar** picked up honorable mention accolades.

In 2015, Dickey put the finishing touches on molding All-Big 12 selection **Cody Whitehair** into one of the top linemen in the country. The senior, who played his first two seasons at guard, was able to make the successful transition to left tackle over the final two seasons of his career thanks to the tutelage of Dickey. An honorable mention pick as the conference's offensive lineman of the year, Whitehair took on the tough-minded persona of Dickey during his playing days as the protégé started 51 of his 52 career games, including a streak of 41 straight to end his career. Whitehair went on to be drafted in the second round of the 2016 NFL Draft by Chicago and started all 16 games at center for the Bears as a rookie.

Whitehair was joined by fellow senior and Honorable Mention All-Big 12 pick **Boston Stiverson** as leaders of a unit that helped K-State rank second nationally in red zone offense (94.5-percent) and 18th in passing yards per completion (14.12) during the 2015 campaign. The group also blocked for 29 rushing touchdowns, including six against No. 2 TCU to tie for the fourth most in school history.

One of the best offensive linemen in school history was coached by Dickey in center **B.J. Finney**, who finished his illustrious career in 2014. Under the watchful eye of Dickey, Finney became one of just three four-year all-conference players in school history, was the 2014 Big 12 co-Offensive Lineman of the Year and earned All-America honors as a senior. Finney was a three-time candidate for the Rimington Trophy, including a finalist as a senior, while he started all 52 games during his four-year career. Finney was also a two-time candidate for the Lombardi Award and Outland Trophy.

Aside from Finney, Dickey tutored two other All-Big 12 linemen in 2014, Whitehair (second team) and Stiverson (honorable mention), as the trio helped K-State rank in the top 25 nationally in nine offensive categories, including second-place marks in the Big 12 in third-down conversions and red zone offense. K-State also led the conference and ranked 13th nationally in time of possession, while the Wildcat offensive line paved the way for 30 rushing touchdowns, the fourth most in the conference and 10th most in school history.

Four of Dickey's five starters in 2013 earned All-Big 12 honors, including senior tackle **Cornelius Lucas**, who was an undrafted free agent signee by the Detroit Lions and ended up the starter at right tackle by the end of his rookie year, which ended in the playoffs. The veteran unit — led by Lucas, Finney and 2014 NFL Draftee **Tavon Rooks** — helped K-State earn its first bowl victory in 11 years and did so by helping the Wildcats be one of the most effective offenses down the stretch. During the final seven games of the year when K-State went 6-1, the Wildcats averaged 35.9 points and 404.7 yards per game, including an average of 172.7 yards on the ground.

The Cats finished the year ranked 13th nationally and first in the Big 12 in third-down conversions, which was due in large part to the offensive line helping Kansas State convert 61.5-percent of its third downs when needing six or fewer yards. Additionally, the 2013 Wildcats ranked 10th in school history in average yards per rush (4.5) and rushing touchdowns (29).

In 2012, Dickey guided an offensive line that helped Kansas State win a Big 12 Championship thanks to finishing fourth in the conference in rushing offense and yielding the second-fewest sacks in the league with 14. Dickey's linemen helped K-State place in the top 10 of school history in yards per carry (third; 4.79), rushing touchdowns (fourth; 41), yards per game (fifth; 411.2) and total offense (sixth; 4,935). He saw four of his five regular starters earn all-conference accolades, including Finney, who was a semifinalist for the Burlsworth Trophy, given to the nation's top walk-on player. The group paved the way for **Collin Klein** in both the running and passing game as they helped the quarterback become an All-American and Heisman Trophy finalist.

In 2011, K-State remained one of the most physical offenses in the Big 12, led by an offensive line that blocked for Klein. Three Wildcat linemen led the group as seniors **Clyde Aufner** and **Zach Hanson** earned All-Big 12 honors from their tackle positions, while Finney came on strong in his first year on the field and earned both Freshman All-Big 12 and All-America honors. The Wildcats were again the least penalized team in the league, while the offensive line helped the Cats average 31 points a game and total 34 rushing touchdowns on the year.

In 2010, Dickey tutored an experienced K-State line that included three seniors in the middle, headlined by All-Big 12 guard **Zach Kendall** and Rimington Award candidate **Wade Weibert** at center. The group blocked for **Daniel Thomas**, who paced the Big 12 in rushing in both 2009 and 2010. K-State averaged 33.6 points per game in 2010 en route to the program's first bowl appearance since 2006. Additionally, the Cats' 47-percent conversion rating on third down ranked second in the league, while they were also the least penalized offense in the Big 12.

The 2009 group, led by senior All-Big 12 tackle **Nick Stringer**, proved to be one of the most improved units on the team as the Wildcats' averaged 180 yards rushing per game, a figure that ranked 36th nationally and fourth in the Big 12 Conference.

Dickey came to K-State after capping a fourth year at Utah with an undefeated 13-0 campaign and a win over No. 4 Alabama in the Sugar Bowl. He coached in the Pac-10 for 13 years before heading to Utah, spending 12 years at Arizona and one year at Washington.

Dickey began his coaching career after playing one season for the Pittsburgh Steelers during the 1987 NFL strike. In 1988, he worked at Arizona as a graduate assistant coach before tutoring the offensive line at Scottsdale Community College in 1989 and at Northern Arizona from 1990-91.

In his playing days, Dickey started at offensive guard at Arizona from 1983-84 — compiling a streak of 1,230 consecutive offensive plays, including all 840 offensive plays of the 1983 season. He was named a Second Team All-Pac-10 performer in 1984 and was Arizona's Offensive Most Valuable Player. Before going to Arizona, he completed an all-conference community-college career at Scottsdale Community College.

Dickey, who earned his bachelor's degree in business administration from Arizona in 1987, is married to the former **Lisa Bradshaw**, a native of Jetmore, Kansas, and a member of the Arizona women's basketball team from 1983-85. The couple has five children, daughters **Jazmin Wagner**, **Tasha** and **Shyanne**, son **Charles Jr.**, and son-in-law **Alan Wagner**. The Dickeyes also have three grandchildren, **Alanya**, **Alan Wagner, Jr.** and **Benaiah**. Their daughter, **Chanel**, passed away at the age of three. Tasha played basketball at K-State during the 2011-12 season and is the current Director of Video Services for the women's basketball program.

For a complete bio on Dickey, please visit www.k-statesports.com




JON FABRIS

THIRD YEAR

Assistant Coach
 Defensive Ends
 Mississippi, 1980

12 BOWL GAMES
 TWO CONFERENCE CHAMPIONSHIPS



The FABRIS File



PERSONAL

Year at K-State: Third
Date of Birth: March 27, 1957
Hometown: Starkville, Miss.
Spouse: Marcy
Children: Jack, Michael

EDUCATION

Mississippi (1980)
 Bachelor's in Education

PLAYING EXPERIENCE

Mississippi, Defensive Back (1976-79)

PROFESSIONAL EXPERIENCE

K-State
 1997-98 Assistant Coach (DE)
 2017 Assistant Coach (DE)
Georgia Tech
 1980 Assistant Coach (J.V. DB)
Washington State
 1982 Assistant Coach (Asst. DB)
 1983-86 Assistant Coach (TE)
Iowa State
 1987-94 Assistant Coach (LB)
Notre Dame
 1995 Assistant Coach (Asst. OL)
South Carolina
 1999 Assistant Coach (DE)
Cleveland Browns
 2000 Defensive Assistant (LB)
Georgia
 2001-09 Assistant Coach (DE)
Northwest Mississippi CC
 2011 Assistant Coach (DL)
Indiana
 2012 Assistant Coach (DE)
 2013 Assistant Coach (DL)
St. Andrews School (Georgia)
 2014 Defensive Coordinator
Riverside Military Academy (Georgia)
 2015-16 Assistant Coach (DL)

BOWL EXPERIENCE

1996 Orange Bowl Notre Dame
 1997 Cotton Bowl K-State
 1997 Fiesta Bowl K-State
 1998 Alamo Bowl K-State
 2001 Music City Bowl Georgia
 2003 Sugar Bowl Georgia
 2004 Capital One Bowl Georgia
 2005 Outback Bowl Georgia
 2006 Sugar Bowl Georgia
 2006 Chick-fil-a Bowl Georgia
 2008 Sugar Bowl Georgia
 2009 Capital One Bowl Georgia

Jon Fabris, who helped tutor two of Kansas State's best defensive units in school history in 1997 and 1998, returns to Manhattan in 2017 to coach the Wildcat defensive ends.

Fabris (pronounced FAB-riss), who has more than 30 years of experience as a coach, has participated in 12 bowl games in stops at Georgia Tech (1980), Washington State (1982-86), Iowa State (1987-1994), Notre Dame (1995-96), K-State (1997-98), South Carolina (1999), Georgia (2001-09) and Indiana (2012-13). He also spent time with the Cleveland Browns (2000) as well as Northwest Mississippi Community College (2011). In his 12 seasons coaching defensive ends at Georgia, South Carolina and Kansas State, 15 of his players earned spots on NFL regular-season rosters.

While at K-State during the ultra-successful 1997 and 1998 seasons, Fabris helped the Wildcat defensive ends and the entire defensive unit rank among the best in the nation. In 1998, K-State was third in the country in total defense and tied for sixth nationally in scoring defense. The Wildcats, led by All-Big 12 and All-American defensive end **Darren Howard**, finished fourth in the nation in total defense, sixth in scoring defense and second in sacks the previous campaign. Howard still holds the K-State career record in sacks with 29.5.

In addition to his work with the defensive ends, Fabris also played a key role in the Wildcats' success on special teams in his two seasons, specifically the punt-return unit as many school records in that department still stand today. The 1998 Wildcat punt-return unit led the country with a 21.3-yards per return average, returning five punts for touchdowns and becoming the first school in NCAA history to return a punt for a touchdown in three-straight games. The unit was led by 1998 Consensus All-American **David Allen**, who still holds the K-State punt-return yardage records for a single game (172 vs. Texas), season (730) and career (1,646). Allen also holds the top K-State punt-return touchdown marks for both a single season (4) and a career (7).

At Georgia, Fabris mentored one of the most decorated players in Bulldog and college football history, **David Pollack**. In 2004, Pollack was named a first team All-American for the third-straight time, SEC Player of the Year for the second time and captured several of the nation's most prestigious defensive awards: the Rotary Lombardi Trophy, the Chuck Bednarik Award, the Ted Hendricks Award (second-straight year) and the Ronnie Lott Trophy. Led by Pollack, seven of the top 14 career sack marks at Georgia were pupils of Fabris.

Fabris helped **Charles Grant** (2001), Pollack (2002-04), **Quentin Moses** (2005), **Charles Johnson** (2006) and **Justin Houston** (2009) earn All-SEC honors, while **Marcus Howard** was voted the 2008 Sugar Bowl MVP.

From 2001-08, Fabris orchestrated a Bulldog punt-return unit that was the only one in the nation to finish in the top 15 six times, recording six of the top-10 punt return averages in school history. The Bulldogs set single-season school records for punt-return average (17.6), punt-return yards (746) and blocked punts (5), while they tied a school record with three punt-return touchdowns.

During Fabris' stint in Athens, Georgia won 90 games, including two SEC Championships, three SEC Eastern Division titles and six bowl games. UGA also boasted six top-10 finishes in the national polls, including a No. 2 ranking in 2007 and a No. 3 mark in 2002.

Fabris was recognized by *Sporting News* as the best position coach in the SEC in 2009 and one of the top 20 national recruiters by Rivals in 2008. While at Indiana in 2013, Fabris was also named one of ESPN's top 25 national recruiters, and Rivals rated him as one of the top Big Ten recruiters.

Prior to his first stint at K-State, Fabris was an assistant at Notre Dame working with the offensive line and special teams, handling all kick return and coverage units. That followed an eight-year run at Iowa State (1987-94) in which he oversaw the linebackers, punt returns and kickoff coverage with the Cyclones. His punt return unit ranked among the top seven nationally from 1991-93 and finished first nationally over the three-year period averaging 15.8 yards per return. Additionally, his kickoff coverage teams ranked in the nation's top 10 from 1991-94 and during that time period Iowa State finished first nationally by allowing just 14.9 yards per return.

Fabris went to Iowa State following a five-year stint at Washington State where he assisted with the defensive backfield (1982) and tutored the tight ends (1983-86). The Cougars finished in the top-10 nationally in total offense in both 1984 and 1985.

Fabris was a four-year letterwinner and three-year starter at Ole Miss. He graduated in 1980 with a Bachelor of Arts in Education. He and his wife, **Marcy**, have two sons, **Jack** and **Michael**.



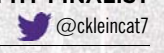
FABRIS FAMILY

COLLIN KLEIN

THIRD YEAR

FIVE BOWL GAMES

2012 HEISMAN TROPHY FINALIST



Assistant Coach
Quarterbacks
Kansas State, 2011

One of the greatest quarterbacks to ever don a Kansas State uniform, **Collin Klein** was hired as the Wildcats' quarterbacks coach in February 2017. A 2012 Heisman Trophy finalist who guided the Wildcats to the Big 12 Championship, Klein returns to Manhattan after serving one year as the quarterbacks coach at Northern Iowa.

During his lone season in Cedar Falls, Klein tutored a pair of quarterbacks that split reps in **Eli Dunne** and **Aaron Bailey**. Dunne finished the year throwing for 1,175 yards and seven touchdowns, which was highlighted by a 418-yard, two-touchdown outing against Missouri State en route to FCS National Performer of the Week honors. Bailey totaled 882 yards and six touchdowns through the air, while he rushed for six scores.


Klein was an assistant director of recruiting operations and quality control coach in 2014 before taking over as an offensive graduate assistant the following year. He helped guide **Jake Waters** to a school-record 3,501 passing yards in 2014 and assisted **Joe Hubener** and **Kody Cook** in leading the Wildcats to a bowl in 2015 by splitting time at quarterback.

The 2012 Johnny Unitas Award winner, Klein finished his Wildcat career ranking in the school's top 10 in 35 different game, season and career record categories. He was the first quarterback from a Power 5 school since 1998 to rush for at least 20 touchdowns and pass for 10 scores in consecutive seasons after doing so in 2011 and 2012.

Klein led the Wildcats to a combined 21-5 record as the starting quarterback in 2011 and 2012, which culminated with a No. 1 national ranking, Big 12 Championship and Fiesta Bowl berth in 2012.

In addition to winning the Unitas Award and being a Heisman finalist in 2012, Klein was a Second Team All-American and a finalist for the Maxwell, Davey O'Brien, Walter Camp Player of the Year and Manning awards. He also picked up Big 12 Offensive Player of the Year and First Team All-Big 12 honors from the league's coaches.

During his first full season under center in 2011, Klein earned Honorable Mention All-Big 12 honors and multiple First Team All-Big 12 honors as an all-purpose player after rushing for a Big 12 and FBS quarterback-record 27 touchdowns, breaking a 42-year long school record in the process.



In addition to his work on the field, Klein was an Academic All-Big 12 honoree, including his senior campaign when he earned a perfect 4.0 GPA in the fall of 2012. The three-time team captain was named to the AFCA Good Works Team and was a Senior CLASS Award and ARA Sportsmanship Award finalist. During his time as a student-athlete, Klein served on the Student-Athlete Advisory Committee and participated in many community service projects, including Read to Achieve, Adopt a Family, Special Olympics and local church and youth groups.

Klein obtained his undergraduate degree from K-State in December 2011 in business financial services and controllership. He is married to the former **Shalin Spani**, a former Wildcat women's basketball player and the daughter of Kansas State and College Football Hall of Famer **Gary Spani**.

The KLEIN File



PERSONAL

Year at K-State: Third
Date of Birth: September 19, 1989
Hometown: Loveland, Colo.
Spouse: Shalin

EDUCATION

Kansas State (2011)
Bachelor's in Business Financial Services and Controllershship

PLAYING EXPERIENCE


K-State, Quarterback (2009-12)

PROFESSIONAL EXPERIENCE

K-State
2014.....Asst. Director of Recruiting/Def. QC
2015.....Offensive Graduate Assistant
2017.....Assistant Coach (QB)
Northern Iowa
2016.....Assistnat Coach (QB)

BOWL EXPERIENCE

2010 Pinstripe Bowl K-State
2012 Cotton Bowl K-State
2013 Fiesta Bowl K-State
2015 Alamo Bowl K-State
2016 Liberty Bowl K-State



MO LATIMORE

34TH YEAR

Assistant Coach
Interior Defensive Line
Kansas State, 1976

20 BOWL GAMES
TWO CONFERENCE CHAMPIONSHIPS



The LATIMORE File



PERSONAL

Year at K-State: 34th
Date of Birth: July 29, 1949
Hometown: Byron, Ga.
Spouse: D'Anne
Children: M.L., Mallory
Grandchildren: Talor and Camden

EDUCATION

Kansas State (1976)
Bachelor's in Physical Education

PLAYING EXPERIENCE

Hutchinson CC, Guard (1968-69)
K-State, Guard (1970-71)

PROFESSIONAL EXPERIENCE

K-State
1976-77..... Graduate Assistant (Off)
1978-79..... Assistant Coach (OL)
1980..... Assistant Coach (DE)
1981..... Assistant Coach (OLB)
1982..... Assistant Coach (DE)
1983-85..... Assistant Head Coach (DE)
1994-2017..... Assistant Coach (DL)
UTEP
1986-88..... Assistant Coach (DL)
Missouri
1989-93..... Assistant Coach (DL)

BOWL EXPERIENCE

1982 Independence Bowl..... K-State
1988 Independence Bowl..... UTEP
1994 Aloha Bowl..... K-State
1995 Holiday Bowl..... K-State
1997 Cotton Bowl..... K-State
1997 Fiesta Bowl..... K-State
1998 Alamo Bowl..... K-State
1999 Holiday Bowl..... K-State
2001 Cotton Bowl..... K-State
2001 Insight.com Bowl..... K-State
2002 Holiday Bowl..... K-State
2004 Fiesta Bowl..... K-State
2006 Texas Bowl..... K-State
2010 Pinstripe Bowl..... K-State
2012 Cotton Bowl..... K-State
2013 Fiesta Bowl..... K-State
2013 Buffalo Wild Wings Bowl..... K-State
2015 Alamo Bowl..... K-State
2016 Liberty Bowl..... K-State
2016 Texas Bowl..... K-State

A former All-American lineman for the Wildcats in the 1970s, interior defensive line coach **Mo Latimore** is the longest-tenured assistant coach in the country as he enters his 34th season at K-State in 2017.

Latimore has been a fixture at Kansas State since returning to his alma mater in 1994 following a five-year stint at Missouri. He has played an integral role in Kansas State's ascent to one of the nation's elite programs, helping the Wildcats to 13 seasons of nine or more wins and 18 bowl games. He has also been a big reason for K-State's strong presence on defense and has mentored lines that helped the Wildcats rank among the nation's top 10 in total defense several times, including seven top-five rankings (1995, 1997-2002).

During the last 20 seasons, Latimore has coached four All-Americans, including first-team honorees **Tim Colston** (1995) and **Mario Fatafahi** (2000), two conference Defensive Newcomers of the Year (Fatafahi in 1999 and **Tank Reese** in 2001) and one conference Defensive Player of the Year (Colston; 1995).

Latimore has tutored an All-Big 12 defensive tackle each of the last six seasons, including **Will Geary**, who became the first Wildcat interior defensive lineman in the Big 12 era to earn consecutive first team all-league honors. Geary totaled 45 tackles in 2015 – the most by a K-State defensive tackle since 2005 – and repeated that mark in 2016. Under Latimore's leadership, Geary enters the 2017 season with 120 career tackles, the most by a Wildcat interior defensive lineman since Jermaine Berry from 2003-04 (137).

Needing to break in a new tackle alongside Geary, Latimore tutored 12-game starter **Trey Dishon**, a redshirt freshman, who recorded 4.0 tackles for loss and 3.0 sacks en route to Big 12 All-Freshman team honors from *Athlon*.

Thanks to the work by Latimore, Geary and Dishon helped K-State rank 11th nationally in rushing defense and 25th in scoring defense. The Wildcats led the Big 12 in both categories in addition to total defense, the first Big 12 team to lead the conference in all three categories since 2008.

In 2015, the duo of Geary and three-time All-Big 12 selection **Travis Britz** combined for 86 tackles on the year, the most by two Wildcat interior defensive linemen since 2003. Britz went on to earn second-team honors from the league's coaches thanks to a banner year under Latimore, posting career highs in tackles (41), tackles for loss (11.0) and sacks (4.0). He finished 17th in the Big 12 overall but third among defensive tackles in TFLs.

Britz's outstanding senior campaign came after he started 10 games as a junior in 2014 before an injury sidelined him the rest of the year. Needing to replace the veteran Britz, Latimore tutored and plugged in the former walk-on in Geary, and the line didn't skip a beat as it helped the Wildcat defense rank second in the conference in scoring defense and third in both total and red zone defense.

In addition to Britz and Geary, six other Wildcat defenders have earned all-conference honors under Latimore in the last nine seasons, including **Vai Lutui**, **Ray Kibble**, **Jeffrey Fitzgerald**, **Ian Campbell**, **Eric Childs** and **Brandon Harold**.

Britz was a 13-game starter in 2013 that made 37 tackles, and he was the national leader with four blocked kicks. Britz followed in Lutui's footsteps, who was also a 13-game starter the year prior that helped K-State rank first in the Big 12 in scoring defense, second in rushing defense and win the Big 12 title for the second time in school history.

Kibble was a mainstay in the middle in 2011 and a big part of K-State's 10-win season and berth in the Cotton Bowl. Defensive tackle **Raphael Guidry** also made a lasting impact on special teams that season by setting a new K-State record with five blocked kicks.

Campbell earned three straight all-conference awards and left Kansas State as one of the program's best defensive ends, finishing his career ranked fifth in sacks. Harold was one of the top freshmen defenders in the country in 2008 and led all freshmen defensive linemen in the nation in sacks and tackles for loss.

In 2005, protégé **Alphonso Moran** received Big 12 All-Freshman honors as well as Honorable Mention Freshman All-America accolades

from *Sporting News*, and, in 2006, Campbell was selected as a consensus First Team All-Big 12 performer as well as the Big 12 Defensive Player of the Year by the *Houston Chronicle*. Campbell again added first-team honors in 2007, while defensive end **Rob Jackson** also garnered all-league accolades in 2008.

In his first season back at his alma mater in 1994, Latimore helped guide the Wildcats to the nation's top ranking in total defense, while also coaching Colston to Third Team All-America honors from the Associated Press. In 1995, Latimore helped Colston become the first defensive lineman in school history to earn First Team All-America accolades and Big Eight Defensive Player of the Year honors.

Beginning in 1997, Latimore coached at least one all-conference lineman for six consecutive seasons, including three first-team honorees. Fatafahi became the first of two Latimore protégés to earn Big 12 Newcomer of the Year honors. In 2000, he coached a defensive line that saw three of its four starters (**Monty Beisel**, **Chris Johnson** and Fatafahi) earn All-Big 12 honors, while Fatafahi was Latimore's second First Team All-American in six seasons. Also, the line recorded 39 sacks and helped the Cats finish fourth nationally in total defense. Latimore saw his second player, Reese, earn Big 12 Defensive Newcomer of the Year honors in 2001, as well as first team all-league recognition in both 2001 and 2002.

The 2006 campaign brought even more success as Latimore's unit was at the forefront of a defense that led the Big 12 in sacks and ranked sixth nationally with 40, including a school-record 11.5 by Campbell. The 2007 line ranked second in the Big 12 in sacks, again led by Campbell.

Latimore began his coaching career at K-State in 1976 under **Ellis Rainsberger** as a graduate assistant. After 10 years in various roles on the Kansas State staff, Latimore moved to UTEP in 1986 under **Bob Stull**, where he coached the defensive line for three seasons. He helped the Miners to the school's first 10-win season in 1988, which culminated in the school's first bowl game in 21 years – the 1988 Independence Bowl. In 1989, Latimore moved with Stull to Missouri, where he coached until 1993.

One of the top linemen in K-State history, Latimore earned Third Team All-America honors and First Team All-Big Eight accolades while also serving as team captain in 1971. Following his collegiate career, he played in the Senior Bowl and North-South Bowl before being drafted in the seventh round by the New York Jets. He went on to play four years in the Canadian Football League with Calgary, Saskatchewan and Hamilton. Latimore transferred to K-State prior to the 1970 season after two years at Hutchinson Junior College. In 2013, Latimore was inducted into the Hutchinson Quarterback Club Hall of Fame.

A native of Byron, Georgia, Latimore, earned his bachelor's degree in physical education in 1976. He is married to the former **D'Anne Mitchell**. The couple has two children, **M.L.** and **Mallory**, a daughter-in-law **Christy** and grandsons **Talor** and **Camden**.



LATIMORE FAMILY



BLAKE SEILER

NINTH YEAR

Assistant Defensive Coordinator
Linebackers
Kansas State, 2007

NINE BOWL GAMES
TWO CONFERENCE CHAMPIONSHIPS

@coachseiler_ksu

The SEILER File



PERSONAL

Year at K-State: Ninth
Date of Birth: March 31, 1984
Hometown: Goddard, Kan.
Spouse: Inge
Children: Elle

EDUCATION

Kansas State (2007)
Bachelor's in Mechanical Engineering
Wichita State (2010)
M.B.A.

PLAYING EXPERIENCE

K-State, Defensive End (2003-06)

PROFESSIONAL EXPERIENCE

K-State
2009-10 Quality Control Coach
2011-12 Graduate Assistant (Defense)
2013-16 Assistant Coach (DE)
2017 Asst. Defensive Coordinator (LB)

BOWL EXPERIENCE

2004 Fiesta Bowl K-State
2006 Texas Bowl K-State
2010 Pinstripe Bowl K-State
2012 Cotton Bowl K-State
2013 Fiesta Bowl K-State
2013 Buffalo Wild Wings Bowl K-State
2015 Alamo Bowl K-State
2016 Liberty Bowl K-State
2016 Texas Bowl K-State

A former defensive end for Kansas State under head coach **Bill Snyder**, **Blake Seiler** enters his ninth season on the K-State staff and his fifth as a full-time assistant coach. After coaching the defensive ends for four seasons, Seiler transitioned to linebackers prior to the 2017 campaign and also added the title of assistant defensive coordinator.

It didn't take long for Seiler to make an impact, and one has to look no further than the work he did with defensive ends **Jordan Willis** and **Ryan Mueller**, both of whom tied the single-season sack records during their respective All-American seasons.

Under the direction of Seiler for his entire four-year career, Willis picked up Second Team All-America honors from *Sporting News* and Pro Football Focus thanks to his 11.5 sacks and 17.5 tackles for loss in 2016. Willis also became the first Wildcat defensive lineman to earn Big 12 Defensive Player of the Year honors and was the league's Defensive Lineman of the Year.

The Seiler product led the Big 12 and tied for 12th nationally in sacks, while he was second in the league and 21st nationally in TFLs. Willis left K-State ranked third in school history and tied for seventh in Big 12 history with 26.0 career sacks. On the midseason watch list for the 2016 Hendricks Award, Willis tallied 40.5 career TFLs ranked ninth in school history as he became the first Wildcat to enter the list since 2001. Willis went on to be selected in the third round of the 2017 NFL Draft by the Cincinnati Bengals.

Mueller, a former walk-on just like Seiler, earned two-straight First Team All-Big 12 honors as a junior and senior, while he was the Big 12 Defensive Lineman of the Year in 2013 and a Second Team All-American that season. He was a two-time candidate for the Ted Hendricks Award, while, in 2014, he was a candidate for the Bednarik, Nagurski and Lombardi awards. Thanks to the teachings of Seiler, Mueller tied the school record with 11.5 sacks in 2013, a mark that ranked eighth nationally, and he left K-State tied for fifth in school history with 20.5 in his career.

Playing alongside Willis in 2016, Seiler quickly coached up redshirt freshman **Reggie Walker**, who went on to earn Big 12 Defensive Freshman of the Year accolades after totaling a league-freshman best 11.5 TFLs and 6.5 sacks. Converted by Seiler from a high school linebacker, Walker earned multiple Freshman All-America honors, including one from the Football Writers Association of America as he finished fourth nationally in sacks among freshmen.

With Seiler leading the duo of Willis and Walker, the 2016 Wildcat defense finished 11th nationally in rushing defense and 25th in scoring defense. The Wildcats led the Big 12 in both categories in addition to total defense, the first Big 12 team to lead the conference in all three categories since 2008.

A letterman at K-State from 2004-06, Seiler returned to his alma mater in 2009 as a quality control assistant for defense for two years. He then spent two seasons as a defensive graduate assistant coach where he assisted with the secondary, ran the scout team offense and broke down film. Prior to coaching, Seiler spent two years working as a structural engineer at Cessna Aircraft Company in Wichita, Kansas.

Prior to the 2003 football season, Seiler transferred to K-State from Oklahoma State where he was a member of the Cowboys' 2003 National Championship wrestling team. The Goddard, Kansas, product earned First Team Academic All-Big 12 honors during his final three years in Manhattan while becoming one of the biggest contributors on defense.

As a senior in 2006, Seiler was voted team captain and named the Kansas State Male Scholar-Athlete of the Year. He made 21 tackles that season, including four sacks, as he helped the Wildcats earn a trip to the 2006 Texas Bowl.

During an 11-game 2005 season, Seiler carded a career-best 34 tackles, including a season-high seven against Texas A&M. That season, Seiler was honored with the program's Nancy Bennett Award, representing fight, spirit and a positive nature. Seiler saw action in all 11 games in 2004 as a sophomore, earning the Kansas State Purple Pride Award as the walk-on that displayed quality play, leadership and work ethic.

Seiler graduated from Kansas State in 2007 with a degree in mechanical engineering. He also holds a master's degree in Business Administration from Wichita State University. He is married to the former **Inge Jorgensen**, and the couple has one daughter, **Elle**.



SEILER FAMILY



TRAVIS BRITZ

FIRST YEAR

Defensive Graduate Assistant
Kansas State, 2017

A four-year letterwinner and three-time All-Big 12 performer, **Travis Britz** returned to Manhattan prior to the 2017 season to serve as a defensive graduate assistant for K-State.

Britz, who played in 47 games with 36 starts over his career, helped the Wildcats accumulate a 34-18 record and win the 2012 Big 12 Championship, while K-State advanced to four bowl games. He totaled 111 career tackles, 24.5 tackles for loss and 10 sacks in addition to nine pass breakups.

Britz earned Second Team All-Big 12 honors as a senior in 2015 when he totaled career highs in tackles (41), TFLs (11.0) and sacks (4.0). His TFL total was the most by a Wildcat interior defensive lineman since 2000. He was also a valuable member of the special teams as he blocked four kicks in 2013 and another in 2014 to tie the K-State career record.

Britz, who graduated from K-State in 2017 with a degree in secondary education, signed with the Tampa Bay Buccaneers as a rookie free agent in 2016.

The **BRITZ** File

PERSONAL

Year at K-State: First
Date of Birth: January 26, 1994
Hometown: Harrisonville, Mo.

EDUCATION

Kansas State (2017)
Bachelor's in Secondary Education

PLAYING EXPERIENCE

K-State, Defensive Tackle (2012-15)
Tampa Bay Buccaneers, Defensive Tackle (2016)



OWEN JORDAN

SECOND YEAR

Offensive Graduate Assistant
Lincoln, 2015

Owen Jordan enters his second year on the K-State staff in 2017, working with both the quarterbacks and wide receivers.

Jordan came to K-State from Minnesota where he served as a quality control assistant from December 2015 to August 2016. As a member of the Gopher staff, Jordan scouted opponents and self-scouted the offense for a team that won the 2015 Quick Lane Bowl over Central Michigan.

A former college quarterback, Jordan played two seasons at Fort Scott Community College before transferring to Lincoln (Mo.) University where he played the 2014 and 2015 seasons. Jordan threw for 3,925 career yards and 24 touchdowns on 346-of-618 aim, including the single-season school records for completions (186) and attempts (330) as a senior in 2015.

Jordan, who attended Columbus Unified High School in Columbus, Kansas, earned his undergraduate degree in physical education from Lincoln University in 2015.

The **JORDAN** File

PERSONAL

Year at K-State: Second
Date of Birth: May 8, 1992
Hometown: Columbus, Kan.

EDUCATION

Lincoln University (2015)
Bachelor's in Physical Education

PLAYING EXPERIENCE

Fort Scott CC, Quarterback (2012-13)
Lincoln University, Quarterback (2014-15)



TRE WALKER

SECOND YEAR

Defensive Graduate Assistant
Kansas State, 2013

A former starting linebacker for the Wildcats, **Tre Walker** returned to K-State in 2016 as a defensive graduate. In his role, Walker assists linebackers coach **Blake Seiler** in addition to running the offensive scout team.

Walker played in 47 career games with 19 starts, including four games during K-State's Big 12 Championship season of 2012. During his four-year career, he totaled 146 tackles, 10.5 tackles for loss, 1.5 sacks, one interception and four passes defensed. He started 11 games as a sophomore in 2011 with a career-high

52 tackles, a year after playing as a true freshman in 2010 and recording 47 stops.

A product of Olathe, Kansas, Walker played enjoyed a successful prep career at Olathe North, including the 2009 season when he led the Eagles to a 13- record and a 6A state championship. He earned his degree in Agribusiness from Kansas State in 2013.

The **WALKER** File

PERSONAL

Year at K-State: Second
Date of Birth: February 22, 1992
Hometown: Olathe, Kan.

EDUCATION

Kansas State (2013)
Bachelor's in Agribusiness

PLAYING EXPERIENCE

K-State, Linebacker (2010-2013)



STANTON WEBER

FIRST YEAR

Offensive Graduate Assistant
Kansas State, 2015

A former wide receiver for the Wildcats and special teams standout, **Stanton Weber** returned to K-State prior to the 2017 season to serve as an Offensive Graduate Assistant.

Weber, a team captain for his senior season in 2015, played in 46 career games and ended with 19 special teams tackles. He helped the Wildcats accumulate a 34-18 record, earn a Big 12 Championship in 2012 and advance to four-straight bowl games.

Weber also excelled in the classroom as he was a three-time First Team Academic All-Big 12 performer who was nominated with a 4.0 GPA all three times.

Following graduation, Weber worked one year for KPMG as an audit associate but returned to Manhattan to get into coaching. He has obtained two accounting degrees from K-State, earning his bachelor's degree in 2015 and a master's in 2016.

Weber's father, **Stan**, was a quarterback for the Wildcats from 1980-84, serving as a team captain during his senior campaign. Weber's younger brother, **Landry**, is a freshman wide receiver for the Wildcats, while his sister, **McKenzi**, is a sophomore on the K-State volleyball team.

The **WEBER** File

PERSONAL

Year at K-State: First
Date of Birth: May 7, 1993
Hometown: Overland Park, Kan.

EDUCATION

Kansas State (2015)
Bachelor's in Accounting
Kansas State (2016)
Master's in Accounting

PLAYING EXPERIENCE

K-State, Wide Receiver (2011-15)

CHRIS DAWSON

EIGHTH YEAR

Director of Strength and Conditioning

15 BOWL GAMES

TWO CONFERENCE CHAMPIONSHIPS

Oklahoma, 1995



The DAWSON File



PERSONAL

Year at K-State: Eighth
Hometown: Houston, Texas
Spouse: Dawn
Children: Macey, Madison, Meyer

EDUCATION

Oklahoma (1995)
 Bachelor's in Business Management
 Oklahoma (1999)
 M.B.A.

PLAYING EXPERIENCE

Oklahoma, Linebacker (1992-94)

PROFESSIONAL EXPERIENCE

K-State
 2010-17 Dir. of Strength & Conditioning
Oklahoma
 1995..... Graduate Assistant
 1996-2000..... Asst. Strength Coach
Las Vegas Outlaws (XFL)
 2000..... Team Administrator
Minnesota
 2001-02 Head Strength Coach
Kansas
 2003-09 Head Strength Coach

BOWL EXPERIENCE

1993 John Hancock Bowl Oklahoma
 1994 Copper Bowl Oklahoma
 1999 Independence Bowl..... Oklahoma
 2002 Music City Bowl Minnesota
 2003 Tangerine Bowl Kansas
 2005 Fort Worth Bowl Kansas
 2008 Orange Bowl Kansas
 2008 Insight Bowl..... Kansas
 2010 Pinstripe Bowl K-State
 2012 Cotton Bowl K-State
 2013 Fiesta Bowl..... K-State
 2013 Buffalo Wild Wings Bowl K-State
 2015 Alamo Bowl K-State
 2016 Liberty Bowl..... K-State
 2016 Texas Bowl K-State

Chris Dawson, a veteran of more than 20 years in the field of strength training, is in his eighth season as Kansas State's Director of Strength and Conditioning.

Dawson manages the department's total strength program while providing daily leadership for the Wildcats' football strength and conditioning program. The Houston, Texas, native spent the previous seven seasons as the head strength and conditioning coach at the University of Kansas before coming to Manhattan. Under Dawson's tutelage, 39 players have been drafted by NFL teams including 10 that were taken in the first two rounds of the NFL Draft.

Prior to his tenure at K-State – which has included seven bowl appearances – Dawson was a part of four bowl teams from 2003-2008 at Kansas, including a 2008 BCS appearance in the Orange Bowl. Following the successful 2007 campaign, Dawson was awarded the National Collegiate Strength and Conditioning Coach of the Year Award by the Professional Football Strength and Conditioning Coaches Society.

Dawson worked the 2001 and 2002 football seasons as the head strength and conditioning coach for the University of Minnesota after serving five-year stint at Oklahoma, his alma mater. While with the Sooners, Dawson worked with the football and men's basketball teams.

Before taking the position at Minnesota, he spent three months with the Las Vegas Outlaws of the XFL and two months with the Dallas Cowboys as a strength and conditioning intern.

Dawson credits his success in the strength field to his mentors at Oklahoma. He learned under **Joe Juraszek**, who was the strength coach at OU during his playing days and was the head strength coach for the Dallas Cowboys for 14 years. He also received valuable guidance from **Blair Prince**, **Pete Martinelli** and **Jerry Schmidt**, the current Director of Sports Enhancement at Oklahoma.

Dawson played linebacker for the Sooners from 1992-94 and participated in a pair of postseason contests – the 1993 John Hancock Bowl and the 1994 Copper Bowl. He received his bachelor's degree in business management in 1995 and his master's degree in business administration in 1999, both from Oklahoma.

Dawson and his wife, **Dawn**, have three children, **Macey**, and twins **Madison** and **Meyer**.



KACEY HARPER

Associate Director of Football Operations
13th Season



Kacey Harper is entering her 13th season at Kansas State, 10th in a full-time role and fourth as the associate director of football operations. Harper assists with much of the daily operations of the football program including coordinating team travel and bowl planning in addition to camps and clinics.

Harper began working with the football program in 2005, serving three years as a student assistant and one year as a graduate assistant before being hired on full time in 2009. Prior to her current position, Harper served as the Assistant Director of Recruiting Operations.

A native of Emporia, Kansas, Harper earned her bachelor's degree in Family Studies and Human Services from Kansas State University in 2008 and obtained a master's degree in Counseling and Student Development from Kansas State University in 2011.

BILL BANKS

Program Director for Football Academics
Ninth Season



Bill Banks enters his ninth year at Kansas State and fifth as the Program Director for Football Academics. In his current role, Banks monitors student-athlete course work, degree progress and eligibility, while he is also responsible for study table supervision and tutorial development.

A former college football player himself, Banks came to K-State in 2009 to serve as a graduate assistant in football academics before earning a full-time job as an academic advisor for the College of Education in 2011. Banks was an academic counselor for football before being promoted.

Banks, a native of Houghton Lake, Michigan, played football at Alma College in Alma, Michigan, and earned his degree in exercise and health science in 2007. He obtained his master's degree in College Student Personnel from Kansas State in 2011.

TAYLOR BRAET

Dir. of Recruiting/Spec. Teams Quality Control
12th Season



Taylor Braet enters his 12th year at Kansas State, his seventh as a quality control assistant for special teams and his fifth as the Director of Recruiting Operations.

Braet came to K-State as a student assistant coach in 2006 working with the defense and special teams and continues to help in those areas as a quality control assistant.

Prior to his stint in Manhattan, Braet was a student assistant at Butler Community College under his father, associate head coach **Steve Braet**, and then-head coach **Troy Morrell**. Braet worked with the linebackers during the Grizzlies' 2003 National Championship run, while he helped with the defensive ends in 2004 and 2005 as Butler won conference championships all three seasons.

Born and raised in Wichita, Kansas, Braet graduated from Wichita Heights High School in 2003 and went through spring practices at Butler before beginning his coaching career. Braet, whose parents and grandparents are all Kansas natives, is married to the former **Leah Ost**, and the couple has one daughter, **Brittany**.

JONI BUNKER

Program Coordinator
First Season



Joni Bunker enters her first year at K-State as program coordinator. Her primary responsibilities include working with the assistant coaches with game preparation, while she coordinates all aspects of the Golden Cats program.

Prior to working for K-State, Bunker served as a benefits analyst and customer service representative at Steel & Pipe Supply Company in Manhattan following a 12-year run with Aflac and a 14-year stint at Farm Bureau Mutual Insurance in 1988.

A 1985 graduate of Manhattan Area Vocational Technical College, Bunker is a 2013 graduate of the Leadership Manhattan Program, which is sponsored by the Manhattan Chamber of Commerce and participants are appointed by a committee following a submission of application. She was also a board member for the Friends of Leadership and the Boys and Girls Club of Manhattan.

Joni is married to Russ Bunker and has four children – sons **Aaron** and **Derek Bunker** (wife Katie) and **Braedyn Woborny**, a daughter **Blake Woborny** – and two granddaughters – **Finley** and **Harper**.

NORM BURGE

Senior Video Engineer
29th Season



Norm Burge is in his 29th year working with the K-State video department and his 33rd overall at Kansas State.

In his role, Burge provides technical and engineering support of all K-State video productions, including K-State video board and K-StateHD.TV live events. He serves as technical support for on-demand programming, including the **Bill Snyder**, **Bruce Weber**, and **Jeff Mittie** TV Shows. He also serves as the departmental liaison to on-campus departments and outside entities for technical and engineering support in all audio/video matters related to K-State Athletics.

A native of Medicine Lodge, Kansas, Burge is married to the former **Cindy Cejda**.

AL CERBE

Head Football Equipment Manager
11th Season



Al Cerbe is in his 11th season at K-State and his seventh as the equipment manager for the Wildcat football program.

Cerbe, who received his accreditation from the Athletic Equipment Managers Association (AEMA) in the summer of 2011, oversees all aspects of equipment and apparel distribution and maintenance. He also helps oversee the operations of K-State's student equipment managers.

Cerbe came to K-State from the University of Memphis, where he served as a student equipment manager. In addition to his work at Memphis, Cerbe has also served equipment manager internships with the Baltimore Ravens, the Las Vegas Gladiators and the Memphis Xplorers before becoming the Head Equipment Manager for the Xplorers in 2006.

A product of Horn Lake, Mississippi, Cerbe began his career in 2004 as the head equipment manager at Northeast Mississippi Community College and graduated from Kansas State in 2010. He is married to the former **Danielle Young**, of Ulysses, Kan, and the couple welcomed a baby girl to their family this summer.

IAN CONNOLE

Director of Sport Psychology
Fifth Season



Ian Connole, Ph.D., serves as the Director of Sport Psychology for K-State Athletics, where he provides comprehensive mental training services for student-athletes, coaches, and teams. He views sport psychology as the science of performance excellence and is committed to understanding and applying the mind in ways that maximize human potential. His mission is to help our Wildcats pursue excellence through optimizing mental skills, thought processes, and actions so they can live and compete at their best.

Dr. Connole is a Certified Consultant through the Association of Applied Sport Psychology and a member of the United States Olympic Committee's Sport Psychology and Mental Training Registry. He discovered his passion for sport psychology while studying and playing basketball at Skidmore College. He went on to earn a master's degree from Cal State Fullerton in Sport Psychology/Performance Enhancement and both a master's degree in Community Counseling and a doctorate degree in Sport and Exercise Psychology from West Virginia University.

Since his arrival at K-State in January 2014, Dr. Connole has established a state of the art Mental Training Lab that is equipped with a vision and reaction training board, biofeedback equipment, and a self-guided imagery station in a unique purple and black egg chair. He also co-founded the K-State Student-Athlete Leadership Academy to promote a culture of leadership within the student-athlete body by developing current and future leaders. This two-year program has trained and graduated representatives from all 16 varsity sports, several of whom are on the field today.

SCOTT EILERT

Director of
Video Services
26th Season



Scott Eilert is in his 26th season overseeing the football program's state-of-the-art video editing system as Kansas State's senior video coordinator.

Eilert has played a vital role in the success of the Wildcat football program, which was recognized by the Collegiate Sports Video Association as he was inducted into the organization's Hall of Fame in May 2017.

Eilert coordinates and implements the use of video technology for practices and games, as well as managing statistical analysis tools for the coaching staff to use in game strategy preparation. He also produces numerous weekly highlight videos and vignettes for @KStateFB, while he manages all content for the annual K-State Football Awards Ceremony.

A founding member and former executive officer of CSVA, Eilert has been named Big 12 Video Coordinator of the Year four times by the organization – including in 2014-15 – and in 1998 was selected as the CSVA National Video Coordinator of the Year. In 2001 and again in 2003, Eilert won Savvy Awards for best motivational video. More recently, his 2010 submission in the "highlight" category placed second.

In addition to his work assisting the coaching staff and promoting the program, Eilert has also played a major role in the upgrades and improvement of facilities around Bill Snyder Family Stadium, providing audio/visual consultation for the West Stadium Center, while he was directly involved with audio/visual integration for the Vanier Family Football Complex featuring A/V technology supporting the needs of the football players and coaching staff as well as Vanier Complex guests.

A 1991 K-State graduate, Eilert spent three years as K-State's assistant video director while an undergraduate student. He also spent one year as a video assistant with the Kansas City Chiefs as well as working for the Kansas City ABC affiliate, KMBC.

A native of Overland Park, Kansas, Eilert is married to the former **Meggan Luke**. The couple has two daughters, **MaKenna** and **Hailey**.

TAYLOR GODINET

Asst. Dir. of Recruiting/
Def. Quality Control
Third Season



A five-year member of the football team during one of the greatest eras in program history, **Taylor Godinet** joined the K-State staff in the spring of 2015 as an Assistant Director of Recruiting/Defensive Quality Control and shifted to the role of Defensive Graduate Assistant for 2016 before moving back to his original role for the 2017 season.

Godinet, a former walk-on, played in 14 career games, helping the 2014 season class finish with a combined 38-14 record, including a Big 12-best 27-9 conference mark and a 2012 Big 12 Championship. He served on field goal protection in all 13 games as a senior in 2014, while also seeing time as a defensive end. For his efforts as a senior, he was given the program's Nancy Bennett Memorial Award, which represents fight, spirit and positive nature.

A product of Wamego (Kan.) High School and native of Oceanside, California, Godinet graduated from K-State with a degree in sociology in December 2014.

KIM GROSS

Football Academic
Counselor
Third Season



Kim Gross is in her third season working with the K-State football program but her first in a full-time capacity as she was hired prior to the 2017 season. In her role, Gross provides academic support, monitors graduation requirements and projects high school eligibility, while also assists with various student-development programming and on-campus recruiting.

Gross, a former student-athlete herself, worked with the football program as a graduate assistant in 2015 and 2016, while she was a University Experience Instructor in the fall of 2016 and a Learning Specialist Intern in the spring of 2017.

She is involved with Women's Leaders in College Sports (formerly NACWAA) as she was selected to attend the organization's 2016 Women's Leadership Symposium program. Additionally, Gross was chosen to be a mentee in the Women Leader's Rising Star 2016-2017 Mentor Program.

Gross came to K-State after graduating in May 2015 from Sacramento State with a degree in communications. She was four-year member of the Hornets' women's rowing team and a team captain as a senior in 2014-15. She earned Second Team All-WIRA honors in 2014, while she was a College Rowing Coaching Association National Scholar Athlete on three occasions.

While at Sac State, Gross was a transition mentor for the second-year advising program in addition to serving as a new student orientation leader.

In May 2017, Gross earned her master's degree from K-State in college student personnel with an emphasis in intercollegiate athletics.

MINDY HOFFMAN

Associate Athletic
Trainer
12th Season



Mindy Hoffman is in her 12th year overall at Kansas State and her 11th working with the football program. The 2016 Big 12 Assistant Athletic Trainer of the Year, Hoffman played a key role in the K-State Sports Medicine staff earning 2017 Big 12 Sports Medicine Staff of the Year.

Hoffman, who was promoted to associate athletic trainer in 2013, and also serves as the athletic trainer for the men's and women's golf programs in addition to football.

Prior to her arrival at K-State, Hoffman spent two years at the Texas Tech University Health Sciences Center where she received her master's of athletic training in May 2006. While at Tech, she worked primarily with the football team for two years and the women's basketball team for one season. She also spent time assisting an orthopedic surgeon while working on her master's degree.

Hoffman received her bachelor's degree in physical education from Purdue University in May 1999. She spent four years as a teacher and coach before pursuing a career in athletic training.

Hoffman, a native of Royal Center, Indiana, is a certified athletic trainer, member of the National Athletic Trainers Association.

DARREN HONEYCUTT

Assistant Strength and
Conditioning Coach
11th Season



Darren Honeycutt is in his 11th season at K-State as the assistant strength coach for football and assists **Chris Dawson** in all aspects of the team's strength and conditioning training. Prior to arriving at K-State, Honeycutt served as the assistant strength coach at the University of Pittsburgh. Honeycutt received his start as a strength and conditioning coach and worked as an assistant on the staff at Appalachian State from 1991-94.

Honeycutt's background also includes plenty of Big 12 history. From 1994-96 he served as an assistant strength and conditioning coach at Texas Tech working with the Red Raiders' football program. Honeycutt also worked in a similar position at Baylor from 1996-2000 before eventually heading to Louisville, where he worked with the Cardinals from 2000-2003.

Honeycutt, who played collegiately at Lenoir-Rhyne College, earned his bachelor's degree in exercise science in 1991 and later added a master's degree from Appalachian State in 1994.

LEON JACKSON III

Director of
Ticket Services
Third Season



Leon Jackson III joined the K-State Athletics Department in November 2015 as the Director of Ticket Services. In his role, Jackson III oversees the daily operations of the K-State Ticket Office and is the direct contact for football and men's basketball.

Jackson III came to K-State from his alma mater, Utah State, where he last served as the Director of Ticketing & Customer Service for two years after being promoted from Assistant Ticket Manager. Prior to that, he was the Director of Event Operations for the 2012-13 school year.

Jackson III was a four-year letterwinner for Utah State from 2004-07 as a quarterback and punter. As a senior in 2007, he completed 65.4 percent of his passes (151-of-231) to rank second all-time at USU for a single-season, while he was a Second Team All-Western Athletic Conference honoree as punter.

Following his collegiate career, Jackson III completed a five-month internship in Washington, D.C., on Capitol Hill. He then spent two years playing professional football overseas, while he spent the 2010 season as an offensive administrative assistant for USU's football team and was a graduate assistant from 2011-12.

A native of South Central Los Angeles, California, Jackson III graduated from Utah State with a bachelor's degree in political science in 2007. He also received his masters of education from USU in 2012. He is married to the former **Nicki Felley**, a four-year letterwinner on USU's gymnastics team, and the couple has two children, **Josiah** and **Kyndal**, while they are expecting their third child in August.

PRESTON KOERNER

Video
Producer
10th Season



Preston Koerner is in his 10th season as a video producer for the K-State Athletic Department and works primarily with the football and baseball programs.

Koerner is the lead video editor/producer for K-State Athletics commercials and promotional campaigns, while he provides video productions and camera work for K-State video board, K-StateHD.TV, and K-StateHD.TV live events. He also provides video productions and camera work for various on-demand programming, such as the **Bill Snyder**, **Suzie Fritz**, **Bruce Weber**, **Jeff Mittie** and **Brad Hill** TV Shows.

A native of Hays, Kansas, Koerner graduated from K-State in the spring of 2008 with a degree in electronic media.

KELLI KRIER

Assistant Director of
Recruiting Operations
Fourth Season



Kelli Krier is in her fourth season at Kansas State as the Assistant Director of Football Recruiting Operations. Krier assists with the daily recruiting operations for the football program including organizing campus visits, game day recruiting efforts and coaching staff travel.

Krier graduated from K-State in May 2009 with a B.S. in Marketing and was a student intern in the Fan Experience and Sales department for the 2008-09 seasons.

A native of Claffin, Kansas, Krier worked at GTM Sportswear from 2009-2013 and in real estate until beginning her role with the football program.

RYAN LACKEY

Asst. Dir. of Athletics
Communications
11th Season



Ryan Lackey is in his 11th year as Assistant Director of Athletics Communications and his 15th year overall at Kansas State. In his capacity, Lackey works primarily with the Wildcat football program and oversees publicity efforts for men's and women's golf programs, while also serving as the managing editor for *K-State Sports Extra* and developing the department's Executive Briefing.

Lackey, who was the primary baseball contact from 2008-13, helped the K-State Athletics Communications office earn the 2015 "Super 11 Award" from the Football Writers Association (FWAA), which honors the best 11 SID departments in college football. He has produced numerous publications that have earned national recognition, most recently the 2015 football media guide that was rated the best in the nation, while the 2013 Buffalo Wild Wings media guide was voted second best.

A member of CoSIDA and FWAA, Lackey is a native of Overland Park, Kansas, and a 2007 graduate of Kansas State. He is married to the former **Natalie Robson** and the couple has two daughters, **Caroline** and **Brooke**.

SPENCER LaHAYE

Football Graphic
Designer
First Season



Spencer LaHaye is in his first season at Kansas State as the football graphic designer. In his role, LaHaye produces K-State football branding and social media content that informs football recruits, student-athletes, alumni and supporters of the program. He also helps create and develop a year-round plan involving new design concepts, graphics and layouts.

LaHaye was a student intern at North Central College located in Naperville, Illinois, where he started the athletic department's branding and social media visual communication from scratch. He assisted with coverage of all 26 sports, including football, as his schedule poster was ranked eighth nationally among non-FBS schools by Posterswag.com. He also helped the program achieve a 44-percent growth of impressions on Twitter and redesigned the football game day program covers.

A member of the 2017 NCAA Division III Indoor Track and Field national championship team at NCC, LaHaye was an All-American pole vaulter and four-time Academic All-American. He graduated with a degree in graphic design in June 2017.

KENNY LANNOU

Assoc. A.D. for Athletics
Communications
15th Season



Kenny Lannou is in his 15th year overall in the K-State Athletics Department and his 11th overseeing the Athletics Communications Office. In 2011, Lannou was promoted to Assistant Athletics Director for Communications and then Associate Athletics Director in 2014. As a member of the department's senior staff, Lannou oversees all operations of the office including communications, digital media and social media, and leads the overall public and media relations planning strategies of the athletics department and the Wildcat football program. He also oversees the department's Hall of Fame process and selection while also serving on various institutional and Big 12 PR committees.

A 2001 Baylor University graduate, Lannou began his professional career in 2001 as a Media Relations Assistant at Auburn University before being named the Assistant Sports Information Director at Northwestern State University in 2002. A member of CoSIDA and the Football Writers Association of America (FWAA), Lannou has earned numerous awards for his publications, highlighted by the 2015 media guide being voted best in the nation. In 2016, his staff was honored by the FWAA with its "Super 11" distinction which honors the best 11 SID departments in college football. Lannou came to K-State as Assistant SID in 2003 before being promoted to director in 2007.

Lannou is married to the former **Susan Haug** and the couple has a son, **Easton**, and daughter, **Lauren**.

DREW LIDDLE

Asst. Dir. of Recruiting/
Off. Quality Control
Third Season



Drew Liddle, who spent five years as an offensive lineman under head coach **Bill Snyder**, is in his third year on the staff and first as assistant director of recruiting and offensive quality control.

Liddle played in 26 games throughout his four-year career, including his senior season in 2014 when he saw action in all 13 games with a start in the season opener against Stephen F. Austin. A 2014 Second Team Academic All-Big 12 performer, he also played in five games during K-State's Big 12 Championship season of 2012, recovering a fumbled punt in the championship-clinching game against Texas.

A native of Oak Grove, Missouri, Liddle lettered three years at Grain Valley High School, earning first team all-state honors, before arriving in Manhattan. He earned his bachelor's degree in political science from Kansas State in 2014, while he obtained his MBA in 2017.

COREY MEREDITH

Assistant Strength and
Conditioning Coach
Eighth Season



Corey Meredith joined the Kansas State staff in the fall of 2010 as an assistant strength and conditioning coach.

Meredith played college football at Bethany College in Lindsborg, Kansas. He was a team captain and all-conference selection in 1999 as well as an academic all-conference pick in 1998-99, while he earned academic All-America honors in 1999. He graduated Cum Laude from Bethany College in 2000.

Meredith was a Strength Assistant for the Kansas City Chiefs for the 2001-04 seasons, including a playoff appearance in 2003. Following his work with the Chiefs, Meredith worked at the University of Kansas from 2005-09 as he worked with the football and women's tennis programs, while he earned his master's degree in exercise science from Kansas in 2008. He is married to the former **Gina Gnatzig** and the couple has one son, **Bo**.

ALEC PUFFENBERGER

Assistant Equipment
Manager
Second Season



Entering his second season of full-time duty, **Alec Puffenberger** returned to K-State prior to the 2016 season as assistant equipment manager working primarily with the football program.

Puffenberger began his undergraduate degree at K-State in 2011 and worked as a student equipment manager for one season before transferring to Central Michigan and holding the same title with the Chippewas' football program.

An intern with the New York Jets equipment staff in the summer of 2015, Puffenberger earned his bachelor's degree in sport management from CMU in December 2015. He went back to Florham Park, New Jersey, to work with the Jets for six months before being hired at K-State in September 2016.

EVAN RAPP

Assistant Strength and Conditioning Coach
First Season



Evan Rapp returned to K-State in a full-time capacity in 2017 to serve as an assistant strength and conditioning coach for the K-State football program.

Rapp, a 2011 K-State graduate in kinesiology who also earned his master's degree in 2013, worked as a volunteer coach for the football program from January 2013 to October 2015. He got his start assisting with the men's basketball program from 2010 to 2014, while he also helped out with the Wildcat baseball team in 2014 and 2015.

Rapp came back to K-State after working the past two years at Simoneau Sports Performance in Overland Park, Kansas, where he designed and administered strength and conditioning programs for athletes from middle school to the professional level in various sports.

WILL RODECAP

Head Equipment Manager
Seventh Season



Will Rodecap enters his seventh season as the head equipment manager at Kansas State and 20th year in collegiate athletics. In his role, Rodecap oversees the ordering, maintaining and distribution of all departmental Nike equipment and apparel for all Wildcat sports.

Rodecap came back to K-State in August of 2011 from Kansas, where he served for three seasons. He started as a graduate assistant at K-State for two years before serving as head equipment manager at Tulsa (1995-98) and Colorado State (1998-2005). He spent three years in the private sector before joining KU in 2008.

Rodecap, who is a certified member of the Athletic Equipment Managers Association (AEMA), signed to play football at Highland Community College before injuries transitioned him into a support staff role in the equipment field. He graduated from K-State in 1993 with a degree in Economics and received his master's degree from Colorado State in 2010 in Adult Education - Human Resources.

KEVIN SCHADT

Assistant Strength and Conditioning Coach
Sixth Season



Kevin Schadt is in his sixth year as assistant strength and conditioning coach at Kansas State working with the football program.

Schadt joined the K-State staff after working the previous three seasons at Army. Schadt was also the Director of Strength and Conditioning for the Kansas State women's basketball program during the 2012-2014 seasons. Prior to his stint at West Point, he worked as a graduate assistant for the University of Delaware from 2008-09. Schadt worked primarily with the football, men's lacrosse, swimming and diving, track and field and golf teams.

A 2007 graduate of Delaware, Schadt earned his bachelor's degree in nutrition with a minor in strength and conditioning. He is a Certified Strength and Conditioning Specialist (CSCS), a Registered Strength and Conditioning Coach with distinction (RSCC*D) through the National Strength and Conditioning Association and is also a U.S.A. Weightlifting Certified Sports Performance Coach. Schadt and his wife, Michelle, reside in Manhattan.

SIMEON SEILER

Assistant Athletic Trainer
Seventh Season



Simeon Seiler is heading into his seventh year overall at K-State and his fifth as the assistant athletic trainer for the football program.

Prior to his current post, Seiler spent two seasons as a graduate assistant working with the Wildcat football team. After playing college football for four years, the first two at Kansas Wesleyan University in Salina and the final two at Fort Hays State.

A 2011 graduate of Fort Hays State and native of Hanston, Kansas, Seiler is a member of the National Athletic Trainer's Association, College Athletic Trainer's Society and Kansas Athletic Trainer's Society. He is currently completing coursework at K-State for his Master's degree in Public Health.

MATT THOMASON

Director of Sports Medicine
16th Season



Matt Thomason enters his 16th season working with the Kansas State football program and his 13th as K-State's Director of Sports Medicine. Thomason works primarily with the Wildcat football team, but also oversees all administrative responsibilities of the sports medicine department, which was honored with the Big 12 Sports Medicine Staff of the Year award in 2017.

Thomason, who received his master's in kinesiology at K-State, is a 2001 cum laude graduate of Texas Tech. While at Tech, he served as a student athletic trainer and worked closely with the football, baseball, women's soccer and track & field teams.

A certified member of the National Athletic Trainers' Association, he is also licensed in the state of Kansas and Texas as an athletic trainer. Thomason is married to the former Kelly Kurtz. The couple has three children, Hayden, Reagan and Braylen.

SCOTT TRAUSCH

Sport Dietitian/
Nutritionist
Fifth Season



Scott Trausch joined the K-State in 2013 as the department's first full-time sports nutritionist. In his role, Trausch oversees the development of all nutritional protocols for all 16 varsity teams, including performance-fueling strategies, team and individual nutrition education, hydration and body composition testing.

Along with Executive Chef Pedro Lozada, Trausch coordinates and plans all meals served to student-athletes in the new Ahearn Fund Student-Athlete Performance Table.

Trausch spent the previous year and a half as the Coordinator of Football Sports Nutrition at the University of Nebraska, where he worked primarily with the football and baseball teams. Previously, Trausch served as the Interim Head of Football Sports Nutrition, and also served as a strength and conditioning intern and a sports nutrition intern for the Huskers from 2008 to 2012. He is a certified strength and conditioning specialist, and a member of the Collegiate & Professional Sports Dietitians Association.

A Nebraska alumnus, Trausch earned degrees in dietetics and nutrition and exercise health science in 2011. Trausch is currently working towards his Registered Dietitian Certification while completing his master's degree through Eastern Michigan University. He is married to the former Emily Schueth, an athletic trainer for the K-State volleyball team.

DUSTY WILLARD

Assistant Football Video Coordinator
Seventh Season



Dusty Willard is in his seventh season at K-State and his third as the assistant video coordinator for the football program. In his role, Willard assists with video technology for practices and games, as well as tools for the coaching staff used in preparing materials to create game strategies. The previous four seasons, Willard served as an undergraduate and graduate assistant.

A native of Girard, Kansas, Willard graduated from K-State with a degree in construction science and management in 2010 and earned his M.B.A in 2013. He is married to the former Beth Holste, and the couple has a son, Finn.

TERESA WILLIAMS

Exec. Assistant to the Head Coach
23rd Season



Teresa Williams returned to Kansas State in 2009 and enters her 23rd year overall working with the K-State football program. Williams worked primarily with the assistant coaches for the first 22 years of her career but now focuses her attention to working with head coach Bill Snyder. She also coordinates and produces the annual awards ceremony, while assisting with the Golden Cats former players program and with bowl travel plans.

Williams earned a degree in theater from St. Mary College in 1973. A native of Shelbina, Missouri, she has three children – Molly, Kelly and T.K. – two grandsons and three granddaughters.



kendall ADAMS **21**
DEFENSIVE BACK
6-1 • 221 • Jr.-2L
 Fort Worth, Texas
 All Saints Episcopal

An athletic player who has started 18 career games, including each of the last 17 dating back to his redshirt freshman campaign... Will look to take over a leadership role in the defensive backfield as a junior in 2017.

2016: Started all 13 games, ranking fifth on the team with 62 tackles... Also picked off two passes and broke up another... Tallied 25 of his tackles over the final four contests (6.25 per game)... Recorded a season-high 11 tackles at Oklahoma, one shy of his career high... Collected seven tackles and an interception against Texas A&M in the Texas Bowl... Also registered seven tackles against Texas Tech and Baylor, as well as six against Kansas... Picked off his first-career pass against Florida Atlantic... Recovered a fumble at West Virginia that helped halt a potential Mountaineer scoring drive.

ADAMS' 2016 GAME-BY-GAME STATS

Opponent	U-A-T	TFL	SACK	INT	PD	FF/FR
at Stanford	3-2-5	0.0-0	0.0-0	0	0	0/0
FAU	2-0-2	0.0-0	0.0-0	1	1	0/0
at West Virginia	2-0-2	0.0-0	0.0-0	0	0	0/1
TEXAS TECH	7-0-7	0.0-0	0.0-0	0	0	0/0
at Oklahoma	7-4-11	0.0-0	0.0-0	0	0	0/0
TEXAS	5-0-5	0.0-0	0.0-0	0	0	0/0
at Iowa State	1-2-3	0.0-0	0.0-0	0	0	0/0
OKLAHOMA ST.	2-0-2	0.0-0	0.0-0	0	1	0/0
at Baylor	3-4-7	0.0-0	0.0-0	0	0	0/0
KANSAS	6-0-6	0.0-0	0.0-0	0	0	0/0
at TCU	3-2-5	0.0-0	0.0-0	0	0	0/0
vs. Texas A&M	5-2-7	0.0-0	0.0-0	1	1	0/0

2015: Appeared in 12 games with five starts, including starts in each of the final four games of the season... Recorded 41 tackles – including 30 in the final four games – with 3.5 tackles for loss and a sack... Carded a career-high 12 tackles against Iowa State, which featured his first-career sack... Also had 1.5 TFLs at Kansas... Recovered an onside kick at Texas Tech, the first by a Wildcat since 2008.

ADAMS' 2015 GAME-BY-GAME STATS

Opponent	U-A-T	TFL	SACK	INT	PD	FF/FR
SOUTH DAKOTA	2-0-2	0.0-0	0.0-0	0	0	0/0
OKLAHOMA	1-1-2	0.0-0	0.0-0	0	0	0/0
at Texas	4-3-7	0.0-0	0.0-0	0	0	0/0
IOWA STATE	11-1-12	1.0-7	1.0-7	0	0	0/0
at Kansas	5-1-6	1.5-12	0.0-0	0	0	0/0
WEST VIRGINIA	6-0-6	0.0-0	0.0-0	0	0	0/0
vs. Arkansas	5-1-6	1.0-4	0.0-0	0	0	0/0

2014: Redshirted.

HIGH SCHOOL: Lettered three years at All Saints Episcopal under head coach Aaron Beck, including his senior year in which he earned All-Southwest Preparatory Conference (SPC) honors and helped All Saints win a state championship... Rated the nation's 67th-best safety by Scout.com... Also helped the Saints win a state championship as a junior... Registered 226 tackles and 10 interceptions in his prep career... Totaled 1,491 career receiving yards and 21 touchdowns on 86 receptions during his career, including his senior season in which he hauled in 47 receptions for 981 yards and 14 scores... Also lettered in basketball, earning First Team All-SPC honors two times... A strong student who was selected to the National Society of High School Scholars (NSHSS).

PERSONAL: Kendall Tyler-Jacob Adams was born August 28, 1995, in Gainesville, Texas... Son of Shon Adams... Majoring in social science.

CAREER STATS - DEFENSE

Year	G/S	UA-AT-TT	TFL-Yds	Sack	INT	PD	F/R
2015	12/5	34-7-41	3.5-23	1.0-7	0	0	0/0
2016	13/13	46-16-62	0.0-0	0.0-0	2	3	0/1
TOTAL	25/18	80-23-103	3.5-23	1.0-7	2	5	0/2

CAREER HIGHS – Tackles: 12, vs. Iowa State (11/21/15); **Solos:** 11, vs. Iowa State (11/21/15); **TFL:** 1.5, at Kansas (11/28/15); **Sacks:** 1.0, vs. Iowa State (11/21/15); **INT:** 1, twice; **PD:** 1, three times.



kyle BALL **44**
DEFENSIVE END
6-2 • 241 • So.-SQ
 Prairie Village, Kan.
 Shawnee Mission East

A tough-minded player who showed flashes during his true freshman campaign... Will compete for a starting spot at defensive end in 2017.

2016: Saw action in five games, playing against Texas, Iowa State, Oklahoma State, TCU and Texas A&M... Recorded a sack on his first-career play against Texas and came back with another the next week at Iowa State... Totaled two tackles against the Cyclones.

BALL'S 2016 GAME-BY-GAME STATS

Opponent	U-A-T	TFL	SACK	INT	PD	FF/FR
TEXAS	1-0-1	1.0-9	1.0-9	0	0	0/0
at Iowa State	1-1-2	1.0-17	1.0-17	0	0	0/0
at TCU	0-0-0	0.0-0	0.0-0	0	0	0/0

HIGH SCHOOL: A three-year letterwinner at Shawnee Mission East under head coach Dustin Delaney... Helped lead the Lancers to a perfect 13-0 record and the school's first-ever state championship in 2014... Recorded 118 tackles, including 37 for loss, and 10 sacks as a senior en route to being named one of the top 12 players in the state by the Kansas Football Coaches Association and to the organization's all-state 6A team... Also one of the top 11 players in the state and named to the All-Class 6A team by the *Topeka Capital-Journal* and *Wichita Eagle*... Earned the Ryan Lilja Award as the Top Kansas Big Class Lineman, while he was the Sunflower League Player of the Year... A finalist for the Buck Buchanan Award as the most outstanding lineman or linebacker in the Kansas City area... A first team all-metro selection by the *Kansas City Star*... Selected to play in the 2015 Kansas vs. Missouri All-Star Game... Named to the *USA Today*/American Family Insurance All-USA Kansas team as a junior after totaling 119 tackles, 28 TFLs and nine sacks... Also competed in basketball and track.

PERSONAL: Kyle Alan Ball was born July 27, 1996, in Kansas City, Missouri... Son of Kerby and Julie Ball... Has two siblings, Calvin and Caleb... An Eagle Scout who accumulated a 3.9 GPA during his high school career... Majoring in business administration.

CAREER STATS - DEFENSE

Year	G/S	UA-AT-TT	TFL-Yds	Sack	INT	PD	F/R
2016	5/0	2-1-3	2.0-26	2.0-26	0	0	0/0
TOTAL	5/0	2-1-3	2.0-26	2.0-26	0	0	0/0

CAREER HIGHS – Tackles: 2, at Iowa State (10/29/16); **Solos:** 1, twice; **TFL:** 1.0, twice; **Sacks:** 1.0, twice.



alex BARNES **34**
RUNNING BACK
6-1 • 227 • So.-1L
 Pittsburg, Kan.
 Pittsburg

CAREER HONORS

- 2016 Second Team Big 12 All-Freshman Team (*Athlon*)
- 2016 Second Team Academic All-Big 12

A powerful running back who had one of the best seasons at the position by a rookie in school history... Will complete for the starting spot in the backfield as a sophomore.

2016: Saw action in 11 games at running back and on special teams... Totaled 442 rushing yards and six touchdowns on 56 carries, ranking second in school history in rushing yards and touchdowns by a freshman... Tied for 10th nationally in rushing touchdowns among freshmen... Averaged 7.89 yards per carry, which led the Big 12 and ranked first in school history among players with 50 or more attempts... Was the only player in the Big 12 with at least 50 attempts to not have a negative rush... Carded career highs in yards (129), carries (19) and rushing touchdowns (4) at Baylor, setting the K-State freshman single-game rushing touchdown record and ranking third in rushing yards... His touchdown total against the Bears also tied for third overall in school history... Came back with 103 yards the next game against Kansas, the first freshman in school history with consecutive 100-yard games... Had a career-long rush of 31 yards for a touchdown against Florida Atlantic in his first action at running back, a game that featured a 22-yard rush on his first-career attempt... Carded 72 yards on eight carries – including a 27-yarder – against Oklahoma State... Picked up Big 12 All-Freshman honors from *Athlon*, while he was a Second Team Academic All-Big 12 pick.

BARNES' 2016 GAME-BY-GAME STATS

Opponent	Rush	Yards	TD	Long
FLORIDA ATLANTIC	8	73	0	22
MISSOURI STATE	1	5	0	5
at Oklahoma	1	6	0	6
TEXAS	4	17	0	6
at Iowa State	5	37	1	13
OKLAHOMA STATE	8	72	0	27
at Baylor	19	129	4	18
KANSAS	10	103	1	31

2015: Redshirted.

HIGH SCHOOL: Played at Pittsburg under head coach Tom Nickelson... Led the Purple Dragons to a 9-2 record and the quarterfinals of the state championship as a senior... Named one of the top 11 players in the state and to the All-Class 5A teams by the *Topeka Capital-Journal* and *Wichita Eagle*... Regarded as one of the top 12 players in the state by the Kansas Football Coaches Association and named to the organization's all-state 5A team... Totaled 4,835 rushing yards and 83 touchdowns during his career, including 2,361 yards and 38 touchdowns in 2014, breaking the Southeast Kansas League (SEK) single-season and career records for rushing yards and touchdowns... A two-time SEK Offensive Player of the Year honoree... Also earned all-state honors as a junior, while he was a four-time first team all-league and all-county performer.

PERSONAL: Brandon Alex Barnes was born October 27, 1996, in Coffeyville, Kansas... Son of William Barnes and Jaimi Dodson... Involved in Special Olympics and young mentoring... Majoring in kinesiology.

CAREER STATS - RUSHING

Year	G/S	Rush	Yds	Avg.	TD	Long
2016	11/0	56	442	7.9	6	31
TOTAL	11/0	56	442	7.9	6	31

CAREER HIGHS – Rushes: 19, at Baylor (11/19/16); **Yards:** 129, at Baylor (11/19/16); **TD:** 4, at Baylor (11/19/16); **Long Rush:** 31, vs. Kansas (11/26/16).



brogan BARRY **18**
DEFENSIVE BACK
6-2 • 200 • Sr.-2L
 Topeka, Kan.
 Topeka

CAREER HONORS

- 2016 First Team Academic All-Big 12

One of the top contributors on special teams over the last two seasons... Will continue to play a significant role on the specialty units while battling for playing time as a safety.

2016: Saw action in all 13 games, ranking seventh on the team with five special teams tackles – all coming on kickoff coverage... Tied his career high with two tackles at Stanford... Also had stops against Florida Atlantic, at West Virginia and at Iowa State... Earned First Team Academic All-Big 12 honors.

BARRY'S 2016 GAME-BY-GAME STATS

Opponent	KO TKLS	PUNT TKLS	ST TKLS
at Stanford	2	0	2
FLORIDA ATLANTIC	1	0	1
at West Virginia	1	0	1
at Iowa State	1	0	1

2015: Appeared in five games, including each of the first four... Totaled five tackles on the season... Set a career-high with two tackles against Louisiana Tech, both coming on kickoff coverage.

BARRY'S 2015 GAME-BY-GAME STATS

Opponent	KO TKLS	PUNT TKLS	ST TKLS
SOUTH DAKOTA	1	0	1
at UTSA	1	0	1
LOUISIANA TECH	2	0	2

2014: Did not see any game action.

2013: Redshirted.

HIGH SCHOOL: Played at Hayden under head coach Bill Arnold... Named to the *Topeka Capital-Journal* all-city first team as a senior... Also an all-league and all-state pick in 2012... Named team MVP following his senior season... Was an honorable mention all-city and all-league selection as a junior... Also participated in basketball and track and field for Hayden.

PERSONAL: Brogan Cole Barry was born December 22, 1994, in Topeka, Kansas... Son of Anthony and Jana Barry... Has one sibling, Addison... Obtained a degree in biology/pre-med from Kansas State in May 2017.

CAREER STATS – SPECIAL TEAMS TACKLES

Year	G	KO TKLS	PUNT TKLS	ST TKLS
2015	6	4	0	4
2016	13	5	0	5
TOTAL	19	9	0	9

CAREER HIGHS – Total Tackles: 2, twice; **Solos:** 2, vs. Louisiana Tech (9/19/15).



mason BARTA **36**
FULLBACK
6-1 • 222 • Fr.-HS
 Holton, Kan.
 Holton

An in-state product whose father played for K-State as part of Bill Snyder's first team... Originally signed in 2016 but deferred his enrollment to this spring.

HIGH SCHOOL: A four-year letterwinner at Holton under head coach and father Brooks Barta... Rated the top outside linebacker in the state of Kansas for the Class of 2016 by Scout... Earned first team all-state honors as a senior in 2015 from the *Wichita Eagle* and *Topeka Capital-Journal*, while he was an honorable mention selection from the organizations as a junior... Also named to the *USA Today Sports/American Family Insurance* All-USA Kansas team as a senior... Helped lead the Wildcats to a trip to the Class 4A-II state championship game in 2015, while the team went 14-0 and was the Class 4A state champions in 2012... Totaled 1,718 career rushing yards and 21 touchdowns, including 1,051 yards and 15 scores as a senior... Also recorded 285 career tackles, including 128 during his senior campaign, with 8.0 tackles for loss and three interceptions in 2015... Selected to play in the 2016 Kansas Shrine Bowl... Played with current K-State linebacker Trent Tanking... Also played basketball... Originally signed with K-State out of high school in 2016.

PERSONAL: Mason Aaron Barta was born December 16, 1997, in Holton, Kansas... Son of Brooks and Tonya Barta... Has one sister, Tabor... Father, Brooks, was a linebacker for the Wildcats from 1989-92, earning First Team All-Big Eight honors as a junior in 1991 and Academic All-America accolades as a senior in 1992... Brooks ranks second in school history in career tackles with 436... Grandfather, Roger Barta, was a legendary high school coach at Smith Center (KS) High School and was the premise of the *New York Times* bestseller book *Our Boys: A Perfect Season on the Plains with the Smith Center Redmen*... Majoring in industrial engineering.



abdul BEECHAM **61**
OFFENSIVE LINEMAN
6-3 • 320 • Jr.-1L
 Judson, Texas
 Blinn College

A big offensive lineman who transferred to K-State prior to last spring from the community-college ranks and had a major impact in 2016... Will complete for a starting spot at guard again as a junior.

2016: Played in eight games, including starts against Texas Tech, Oklahoma, Texas, Iowa State and Oklahoma State... Helped K-State set the school record for rushing yards per carry (5.27), rank third in school history in total rushing yards (3,013) and rushing yards per game (231.8), and seventh in rushing touchdowns (39)... Helped block for an offense that ranked sixth nationally in rushing touchdowns.

COMMUNITY COLLEGE: Played one season at Blinn College under head coach Keith Thomas... Helped the Buccaneers earn a 5-4 record... Voted an Honorable Mention All-Southwest Junior College Football Conference offensive lineman as a freshman in 2015 after not allowing a sack the entire season.

HIGH SCHOOL: Played for Judson under head coach Sean McAuliffe... A two-time first team all-district selection as a junior and senior, while he earned second team all-state (Class 5A) honors from the Texas Sports Writers Association honors as a junior and third-team (Class 6A) accolades as a senior... Also named to *Dave Campbell's Texas Football's* preseason Class 6A all-state team in 2014.

PERSONAL: Abdul Najee Beecham was born March 5, 1997, in West Point, New York... Son of Samuel and Tina Beecham... Has three siblings... Majoring in family studies and human services.



tyler BURNS **33**
RUNNING BACK
5-11 • 215 • Fr.-RS
 Wichita, Kan.
 Trinity Academy

A dynamic athlete who has high-end speed... Redshirted the 2016 season and will compete to enter the running back rotation and play on special teams in 2017.

2016: Redshirted... A co-winner of the team's Red Raider Award as the top contributor on scout team.

HIGH SCHOOL: Played for Trinity Academy under head coach Jared McDaniel... Rated the eighth-best prospect in the state of Kansas by ESPN.com in 2015... An All-Class 4A-II selection as both a running back and defensive back by the *Wichita Eagle* as a senior in 2014... Also earned all-state honors as a running back by the *Topeka Capital-Journal*... Picked up honorable mention all-state accolades in both 2012 and 2013... Rushed for 1,662 yards and scored 26 touchdowns as a senior... Named the Central Plains League MVP in 2013 and 2014, while he was a first team all-league running back as a sophomore, junior and senior... Also earned honorable mention all-league honors as a defensive back in 2013... Selected to play in the 2015 Kansas Shrine Bowl.

PERSONAL: Tyler Cole Burns was born September 9, 1996, in Olathe, Kansas... Son of Brad and Greta Burns... Has three siblings, Morgan, Chandler and Ashley... Older brother, Morgan, was a captain and 2015 All-American kick returner for the Wildcats... Majoring in social sciences.



davis CLARK **93**
DEFENSIVE END
6-2 • 260 • Sr.-2L
 Overland Park, Kan.
 Blue Valley West

A hard-working in-state product who originally walked on at K-State before earning a scholarship as a junior... Will compete for more playing time in 2017 while contributing on special teams.

2016: Played in four games – against Stanford, Missouri State, West Virginia and Texas Tech.

2015: Saw time in five games, totaling three tackles, 2.5 tackles for loss and a half sack... Recorded two tackles – both for loss – against South Dakota, while his half sack came at UTSA... Also played against Kansas, West Virginia and in the 2016 AutoZone Liberty Bowl against Arkansas.

CLARK'S 2015 GAME-BY-GAME STATS

Opponent	U-A-T	TFL	SACK	INT	PD	FF/FR
SOUTH DAKOTA	2-0-2	2.0-3	0.0-0	0	0	0/0
at UTSA	0-1-1	0.5-3	0.5-3	0	0	0/0

2014: Did not see any game action.

2013: Redshirted.

HIGH SCHOOL: Prepped at Blue Valley West under head coach Scott Wright... A three-year letterwinner who was named an all-state performer at defensive end by the *Topeka Capital-Journal* while he was an all-league honoree at both defensive end and tight end as a senior in 2012... Also earned honorable mention all-league accolades as a junior in 2011... Helped lead team to an 8-3 record and a district and regional championship as a senior... Qualified for the state wrestling championship in 2012 after winning the league championship.

PERSONAL: Davis Matthew Clark was born August 20, 1994, in Overland Park, Kansas... Son of Todd and Lisa Clark, both of whom attended K-State... Has two sisters, Kaley and Halli.

CAREER STATS – DEFENSE

Year	G/S	UA-AT-TT	TFL-Yds	Sack	INT	PD	F/R
2015	6/0	2-1-3	2.5-6	0.5-3	0	0	0/0
2016	4/0	0-0-0	0.0-0	0.0-0	0	0	0/0
TOTAL	10/0	2-1-3	2.0-26	2.0-26	0	0	0/0

CAREER HIGHS – Tackles: 2, vs. South Dakota (9/5/15); **Solos:** 2, vs. South Dakota (9/5/15); **TFL:** 2.0, vs. South Dakota (9/5/15); **Sacks:** 0.5, at UTSA (9/12/15).

A talented young offensive lineman who used a redshirt season in 2015 and played in one game in 2016... Will compete for playing time along the offensive line as a sophomore.

2016: Played against Florida Atlantic.

2015: Redshirted.

HIGH SCHOOL: Lettered two years at Flower Mound under head coach Dane Johnson... A Second Team All-District 6-6A performer as both a junior and senior... A team captain as a senior... Earned second team academic all-state honors in 2014... Also wrestled, finishing third in district play in the heavyweight division.

PERSONAL: Evan William Curl was born March 20, 1997, in Austin, Texas... Son of Eddie Curl and Marissa Curl... Has three siblings, Eric, Erin and Emily... An Eagle Scout who is majoring in business administration.

A highly-regarded quarterback who has played parts of the last two seasons... Will complete for more playing time under center as a sophomore in 2017.

2016: Saw action in four games, rushing for 116 yards and a touchdown on 24 carries while throwing for 11 yards on 3-of-6 aim... Saw his most extensive action against Kansas, setting career highs in rushing yards (53) and attempts (12), while he logged 37 yards on the ground and had his first-career touchdown against Florida Atlantic... All his passing yards came against Missouri State when he went 3-for-5.

DELTON'S 2016 GAME-BY-GAME PASSING STATS

Opponent	C-A-I	Yards	TD	Long
MISSOURI STATE	3-5-0	11	0	6
KANSAS	0-1-0	0	0	0

DELTON'S 2016 GAME-BY-GAME RUSHING STATS

Opponent	Rush	Yards	TD	Long
FLORIDA ATLANTIC	7	37	1	19
MISSOURI STATE	1	15	0	15
at Iowa State	4	11	0	8
KANSAS	12	53	0	11

2015: Played in each of the first two games, rushing four times for 18 yards, including three times for 10 yards in the season opener against South Dakota... Earned a medical hardship, allowing the 2015 campaign to be his redshirt season.

DELTON'S 2015 GAME-BY-GAME RUSHING STATS

Opponent	Rush	Yards	TD	Long
SOUTH DAKOTA	3	10	0	5
at UTSA	1	8	0	8

HIGH SCHOOL: A four-year letterwinner at Hays, including the final year under head coach Bo Black... Rated the 23rd best dual-threat quarterback nationally by Rivals.com and 33rd by ESPN, while he was rated the fifth-best player in the state of Kansas by Rivals.com and the top quarterback in the state by ESPN... An honorable mention all-state selection by the *Topeka Capital-Journal* and *Wichita Eagle* in 2014 after rushing for 1,519 yards and 17 touchdowns in addition to throwing for 1,402 yards and 13 scores... Named the 2014 Area Player of the Year by the *Hays Daily News* while he was also the Western Athletic Conference Player of the Year... Earned first team all-conference honors as a sophomore, junior and senior as he finished his career with over 6,700 total offensive yards and 75 touchdowns... Also lettered three years in track.

PERSONAL: Alex Christian Delton was born October 23, 1996, in Hays, Kansas... Son of Ricky Delton and Rhonda Dinkel... Has one brother, Alan... Majoring in secondary education.

CAREER STATS – PASSING

Year	G/S	Cpl	Att	Int	Pct.	Yds.	TD	Lg	Effic.
2015	2/0	0	0	0	0.0	0	0	0	0.0
2016	4/0	3	6	0	50.0	11	0	6	65.4
TOTAL	6/0	3	6	0	50.0	11	0	6	65.4

CAREER HIGHS – Att: 5, vs. Missouri State (9/24/16); **Comp:** 3, vs. Missouri State (9/24/16); **Yards:** 11, vs. Missouri State (9/24/16); **Long Pass:** 6, vs. Missouri State (9/24/16).

CAREER STATS – RUSHING

Year	G/S	Rush	Yds	Avg.	TD	Long
2015	2/0	4	18	4.5	0	8
2016	4/0	24	116	4.8	1	19
TOTAL	6/0	28	134	4.8	1	19

CAREER HIGHS – Rushes: 12, vs. Kansas (11/26/16); **Yards:** 53, vs. Kansas (11/26/16); **TD:** 1, vs. Florida Atlantic (9/17/16); **Long Rush:** 19, vs. Florida Atlantic (9/17/16).

CAREER HONORS

- 2015-16 First Team All-Big 12 (Coaches)
- 2016 Second Team Academic All-Big 12
- 2015 First Team Academic All-Big 12

A local product who is a two-time All-Big 12 performer at fullback and has started all 26 career games... Will look to increase production during his junior campaign... Has 18 career rushing touchdowns, five shy of entering the school's top-10 list... Has averaged 23.4 yards on his 14 career receptions, the third-highest mark in school history among players with 14 or more career catches.

2016: Started all 13 games, totaling 12 rushing touchdowns en route to First Team All-Big 12 honors from the league's coaches... His 12 rushing scores tied for third in the Big 12 and were the third most in school history among sophomores... Also ranked fourth in K-State history among sophomores with 72 points scored... Recorded four rushing touchdowns against Florida Atlantic, tying for third in school history for a single game... Tallied two-touchdown games against Missouri State, Baylor and Kansas... Caught six passes for 66 yards, including a season long 26-yard catch against Texas A&M in the Texas Bowl... An integral part to K-State's rushing attack, which set the school record for rushing yards per carry (5.27), ranked third in school history in total rushing yards (3,013) and rushing yards per game (231.8), and seventh in rushing touchdowns (39)... Also helped the offense rank sixth nationally in rushing touchdowns... A Second Team Academic All-Big 12 honoree.

DIMEL'S 2016 GAME-BY-GAME RUSHING STATS

Opponent	Rush	Yards	TD	Long
FLORIDA ATLANTIC	5	19	4	10
MISSOURI STATE	7	19	2	7
at West Virginia	1	2	0	2
TEXAS TECH	1	1	0	1
at Oklahoma	2	4	0	3
TEXAS	1	-3	0	0
at Iowa State	1	1	1	1
OKLAHOMA STATE	1	10	1	10
at Baylor	3	8	2	4
KANSAS	6	15	2	7
at TCU	2	16	0	9

DIMEL'S 2016 GAME-BY-GAME RECEIVING STATS

Opponent	Rec	Yards	TD	Long
FLORIDA ATLANTIC	1	5	0	5
MISSOURI STATE	2	19	0	10
at West Virginia	1	4	0	4
TEXAS	1	12	0	12
vs. Texas A&M	1	26	0	26

2015: A 13-game starter at fullback who went on to earn First Team All-Big 12 honors from the league's coaches... Became the first Wildcat freshman ever to earn First Team All-Big 12 honors (since 1996), while he was the only freshman on the 2015 All-Big 12 First Team... Recorded six rushing touchdowns to rank third in school history among freshmen, while he also finished his initial campaign ranked fifth in school history in receiving yards (261) and scoring (48) among freshmen... Had a pair of two-touchdown games, which came in the season opener against South Dakota and at Kansas... His 261 receiving yards came on only eight receptions, good for a 32.6-yard average, which is the highest average among all players in school history with eight or more receptions... Six of his catches went for 27 or more yards... Had a four-yard touchdown reception against Iowa State, which was thrown by fellow fullback Glenn Gronkowski, in addition to a 48-yard score in the 2016 AutoZone Liberty Bowl against Arkansas... Earned First Team Academic All-Big 12 honors.

DIMEL'S 2015 GAME-BY-GAME RUSHING STATS

Opponent	Rush	Yards	TD	Long
SOUTH DAKOTA	8	29	2	8
at UTSA	8	18	1	5
LOUISIANA TECH	3	1	0	3
OKLAHOMA	2	2	0	2
at Texas Tech	1	1	0	1
at Kansas	5	25	2	12
vs. Arkansas	1	10	1	10

DIMEL'S 2015 GAME-BY-GAME RECEIVING STATS

Opponent	Rec	Yards	TD	Long
at UTSA	2	80	0	53
BAYLOR	2	58	0	46
IOWA STATE	1	4	1	4
at Kansas	1	44	0	44
WEST VIRGINIA	1	27	0	27
vs. Arkansas	1	48	1	48

2014: Redshirted.

HIGH SCHOOL: A three-year letterwinner at Manhattan under head coach Joe Schartz... Helped the Indians earn an 8-3 record and a trip to the sectional round of the Kansas 6A playoffs in 2013 by catching 13 passes for 234 yards and two touchdowns... Was a two-time honorable mention all-state selection by the *Topeka Capital-Journal* and *Wichita Eagle*... Also named to the 2013 all-state team by HovpenSports.com... Named to the All-Centennial League as both a junior and senior... Rated the 14th-best fullback nationally by Scout.com, 22nd-best tight end/H-Back by ESPN and 10th-best player in the state by Rivals.com... Also lettered in basketball.

PERSONAL: Winston M. Dimel (DIM-ul) was born October 9, 1995, in Manhattan, Kansas... Son of Dana Dimel and Kim Iversen... A second-generation Wildcat as his father, Dana, was an offensive lineman for K-State from 1984-86 and is the current co-offensive coordinator/running backs/tight ends coach... Has three siblings, Josey Thompson, Lee Iversen and Cal Iversen... Majoring in management.

CAREER STATS – RUSHING

Year	G/S	Rush	Yds	Avg.	TD	Long
2015	13/13	28	86	3.1	6	12
2016	13/13	30	92	3.1	12	10
TOTAL	26/26	58	178	3.1	18	12

CAREER HIGHS – Rushes: 8, twice; **Yards:** 29, vs. South Dakota (9/5/15); **TD:** 4, vs. Florida Atlantic (9/17/16); **Long Rush:** 12, at Kansas (11/28/15).

CAREER STATS – RECEIVING

Year	G/S	Rec	Yds	Avg.	TD	Long
2015	13/13	8	261	32.6	2	53
2016	13/13	6	66	11.0	0	26
TOTAL	26/26	14	327	23.4	2	53

CAREER HIGHS – Catches: 2, three times; **Yards:** 80, at UTSA (9/12/15); **TD:** 1, twice; **Long Catch:** 53, at UTSA (11/12/15).



trey
DISHON 99

DEFENSIVE TACKLE

6-2 • 311 • So.-1L

Horton, Kan.
Horton

CAREER HONORS

- 2016 Second Team Big 12 All-Freshman Team (*Athlon*)

A young, powerful defensive tackle who was a regular starter as a redshirt freshman... Will look to maintain his spot as a sophomore in 2017.

2016: Saw action in 12 games – all starts – as he became the first freshman to start in the interior of the defensive line under Bill Snyder since 2005... Totaled 18 tackles, including 4.0 tackles for loss and 3.0 sacks... Had 3.5 TFLs and 3.0 sacks over a two-game stretch against Baylor and Kansas, including a career-high 2.0 sacks against the Jayhawks... Set a career high with three tackles at Oklahoma, a mark he equaled against Kansas... Also had two stops against Iowa State, Baylor and Texas A&M in the Texas Bowl... Recorded a pass breakup and a forced fumble during his rookie campaign... Earned Big 12 All-Freshman accolades from *Athlon*.

DISHON'S 2016 GAME-BY-GAME STATS

Opponent	U-A-T	TFL	SACK	INT	PD	FF/FR
at Stanford	1-0-1	0.0-0	0.0-0	0	0	0/0
FAU	0-1-1	0.0-0	0.0-0	0	0	0/0
at West Virginia	1-0-1	0.0-0	0.0-0	0	0	0/0
at Oklahoma	0-3-3	0.5-1	0.0-0	0	0	0/0
TEXAS	1-0-1	0.0-0	0.0-0	0	1	0/0
at Iowa State	0-2-2	0.0-0	0.0-0	0	0	0/0
OKLAHOMA ST.	1-0-1	0.0-0	0.0-0	0	0	0/0
at Baylor	1-1-2	1.5-5	1.0-3	0	0	0/0
KANSAS	3-0-3	2.0-7	2.0-7	0	0	1/0
at TCU	1-0-1	0.0-0	0.0-0	0	0	0/0
vs. Texas A&M	0-2-2	0.0-0	0.0-0	0	0	0/0

2015: Redshirted.

HIGH SCHOOL: A four-year letterwinner at Horton under head coach Nick Dowell... Helped lead the Chargers to a 7-2 record and an appearance in the state playoffs... An All-Kansas 3A selection by the *Topeka Capital-Journal* and *Wichita Eagle*... Also earned honorable mention all-state honors in 2013... Earned first team all-league honors as a defensive lineman, tight end and kicker... Selected to play in the 2015 Kansas Shrine Bowl... Also lettered in basketball, earning all-state honors, track and field, and powerlifting, winning the 2013 Class 3A Championship for the 242-pound weight class.

PERSONAL: Kenneth Gregory Dishon, III, was born May 18, 1997, in Atchison, Kansas... Son of Gregg and Kim Dishon... Has two sisters, Ashley and Kayla... Majoring in social sciences.

CAREER STATS – DEFENSE

Year	G/S	UA-AT-TT	TFL-Yds	Sack	INT	PD	F/R
2016	12/12	9-9-18	4.0-13	3.0-10	0	1	1/0
TOTAL 12/12	9-9-18	4.0-13	3.0-10	0	1	1/0	

CAREER HIGHS – Tackles: 3, twice; **Solos:** 3, vs. Kansas (11/26/16); **TFL:** 2.0, vs. Kansas (11/26/16); **Sacks:** 2.0, vs. Kansas (11/26/16); **PD:** 1, vs. Texas (10/22/16).

johnathan
DURHAM 6

DEFENSIVE BACK

6-0 • 185 • So.-1L

Aledo, Texas
Aledo

An athletic young defensive back who has developed over the last two years... Will compete for playing time on defense and special teams in 2017.

2016: Played in the Florida Atlantic and Oklahoma State games.

2015: Redshirted.

HIGH SCHOOL: A two-year letterwinner at Aledo under head coaches Tim Buchanan and Steve Wood... Helped lead the Bearcats to back-to-back state championships, claiming the Texas 4A D2 title as a junior with a 16-0 record and a Texas 5A D1 title as a senior with a 15-1 mark... Earned first team all-state honors from the Texas Associated Press Sports Editors as well as All-District 8-5A accolades as a senior... Also a first-team member on the Class 5A Padilla Poll Coaches all-state team... Tallied 31 tackles, five interceptions and 15 pass deflections in 2014... Earned honorable mention all-state honors as a junior in addition to first team all-district honors... Tallied seven interceptions as a junior... An academic all-district performer... Also competed in track... High school teammate of Jordan Mittie, the son of K-State women's basketball head coach Jeff Mittie.

PERSONAL: Johnathan Nelson Durham was born August 9, 1996, in Fort Worth, Texas... Son of William and Charlotte Durham and Christopher and Kelly Nichols... Has one sister, Lauren... Majoring in business administration.



CAREER HONORS

- 2016 Texas Bowl MVP

A tough quarterback who was one of the top dual-threat signal callers in the nation as a junior... Will look to improve his production as a senior... Enters his senior campaign holding the school's career record for lowest interception percentage (1.52 percent), ranked fourth in 100-yard rushing games among quarterbacks (3) and fifth in career rushing yards among quarterbacks (1,063)... Voted a team captain for the 2017 season.

2016: Started all 13 games under center, throwing for 1,755 yards and nine touchdowns on 152-of-264 aim while rushing for 1,012 yards and 12 touchdowns on 183 carries... One of three quarterbacks in school history to rush for 1,000 yards and pass for 1,500 yards, while he was one of only four in the nation to accomplish the feat in 2016... Recorded the school's 15th 1,000-yard rushing season and finished third among quarterbacks in single-season rushing yards... Was the third-fastest player in school history to reach 1,000 rushing yards as he did so on his 175th carry of the season... Recorded 2,767 total offensive yards to rank 10th in school history, while he was the 29th player in school history to throw for 1,500 yards in a season... Ranked eighth in the Big 12 and tops among quarterbacks by rushing for 77.8 yards per game, a mark that ranked sixth nationally among signal callers... Also led all Big 12 quarterbacks in rushing touchdowns... Averaged 5.53 yards per rush, ranking fifth in school history and tops among quarterbacks with at least 100 attempts... Recorded three 100-yard rushing games, tying for third in school history among quarterbacks... Named the MVP of the Texas Bowl when he threw for 195 yards and a touchdown on 14-of-20 aim and rushed for 67 yards and two touchdowns... Ranked fourth in K-State bowl history in completion percentage (70.0 percent) and rushing touchdowns... Tossed a 79-yard scoring strike to Byron Pringle, the second-longest pass play in K-State bowl history and the 12th-longest pass play overall... Ended the regular season with a 170-yard rushing effort at TCU, the fifth most yards in school history among quarterbacks... Teamed with running back Justin Silmon (133 yards) to give the Wildcats their first double 100-

yard rushing game since Collin Klein (116) and John Hubert (101) against Kansas in 2012, while it tied for the third-most combined yards in a double 100-yard game in school history... Combined with Silmon and wide receiver Byron Pringle (126 yards) to give K-State two 100-yard rushers and a 100-yard receiver in the same game for the first time since 2003 (vs. California)... Recorded an 83-yard touchdown pass to Pringle at TCU, the eighth-longest pass play in school history... Rushed 30 times against Oklahoma State, tying for the fifth most in K-State history among quarterbacks... Recorded consecutive 100-yard rushing games against Iowa State (106) and Oklahoma State (153), the first Wildcat signal caller with back-to-back 100 yard games since 2013... Registered three rushing touchdowns against the Cowboys, while he had two scores against Texas and Texas A&M... Had a season-high 207 passing yards at Stanford, while his 20 completions against Texas were a season high... Threw two touchdown passes against Missouri State, a season best... Voted a team captain for the 2016 season.

ERTZ'S 2016 GAME-BY-GAME PASSING STATS

Opponent	C-A-I	Yards	TD	Long
at Stanford	16-34-1	207	1	44
FLORIDA ATLANTIC	8-13-0	117	1	36
MISSOURI STATE	7-8-0	94	2	20
at West Virginia	10-30-1	166	0	37
TEXAS TECH	10-20-0	104	1	16
at Oklahoma	8-14-0	68	0	13
TEXAS	20-27-1	171	1	31
at Iowa State	18-28-0	151	1	22
OKLAHOMA STATE	12-18-1	87	0	32
at Baylor	16-25-0	177	0	37
KANSAS	4-6-0	59	0	18
at TCU	9-21-0	159	1	83
vs. Texas A&M	14-20-0	195	1	79

ERTZ'S 2016 GAME-BY-GAME RUSHING STATS

Opponent	Rush	Yards	TD	Long
at Stanford	13	20	0	19
FLORIDA ATLANTIC	9	40	1	12
MISSOURI STATE	3	85	0	40
at West Virginia	12	25	1	20
TEXAS TECH	10	83	1	27
at Oklahoma	7	40	1	20
TEXAS	18	78	2	19
at Iowa State	9	106	0	54
OKLAHOMA STATE	30	153	3	25
at Baylor	17	46	0	40
KANSAS	12	99	0	34
at TCU	19	170	1	32
vs. Texas A&M	24	67	2	20

2015: Rushed once for five yards against South Dakota before suffering a season-ending injury.

ERTZ'S 2015 GAME-BY-GAME RUSHING STATS

Opponent	Rush	Yards	TD	Long
SOUTH DAKOTA	1	5	0	5

2014: Saw action in four games, rushing for 46 yards on seven attempts, including 26 yards against Oklahoma State.

ERTZ'S 2014 GAME-BY-GAME RUSHING STATS

Opponent	Rush	Yards	TD	Long
STEPHEN F. AUSTIN	1	0	0	0
UTEP	1	6	0	6
OKLAHOMA STATE	3	26	0	20
KANSAS	2	14	0	12

2013: Redshirted... Earned Kansas State's Red Raider Award as the top contributor on the scout squad.

HIGH SCHOOL: Prepped at Mediapolis under head coach Brian Borrison... Named the Iowa Gatorade Player of the Year in 2012... An Honorable Mention All-America selection by *Parade*... Broke the Iowa high school state record for career touchdowns (98) and ranked fifth in state history in career passing yardage (7,317)... Registered over 9,000 total yards and 130 touchdowns in his prep career... Named the 2012 Offensive Player of the Year as well as a first team all-state selection by *Iowa Preps* after leading Mediapolis to a state runner-up finish and a 13-1 record... Honored as the All-Hawkeye Player of the Year... A two-time *Des Moines Register* and Iowa Newspaper Association First Team All-State honoree... Twice named to the all-district first team as well as the district's 2012 MVP... Was named to the Iowa Sports Connection's First Team All-State squad in 2011... Named the All-Hawkeye Co-Offensive Player of the Year as a junior... An Iowa Preps Elite Second Team All-State selection as a junior... A three-year letterwinner in basketball... A first team all-conference selection and a second team all-state performer by the Iowa Newspaper Association in 2012... A first team all-conference and a third team all-state performer as a sophomore... Also a three-year letterwinner in track... Won a state championship in the 4x100 in 2012.

PERSONAL: Jesse Sisco Ertz was born December 7, 1994, in Burlington, Iowa... Son of David and Denice Ertz... Has three older sisters... Obtained a degree in business management from Kansas State in May 2017.

CAREER STATS – PASSING

Year	G/S	Cpl	Att	Int	Pct.	Yds.	TD	Lg	Effic.
2014	4/0	0	0	0	0.0	0	0	0	0.0
2015	1/1	0	0	0	0.0	0	0	0	0.0
2016	13/13	152	264	4	57.6	1,755	9	83	121.6
TOTAL	18/14	152	264	4	57.6	1,755	9	83	121.6

CAREER HIGHS – Att: 34, at Stanford (9/2/16); **Comp:** 20, vs. Texas (10/22/16); **Yards:** 207, at Stanford (9/2/16); **TD:** 2, vs. Missouri State (9/24/16); **Long Pass:** 83, at TCU (12/3/16).

CAREER STATS – RUSHING

Year	G/S	Rush	Yds	Avg.	TD	Long
2014	4/0	7	46	6.6	0	20
2015	1/1	1	5	5.0	0	5
2016	13/13	183	1,012	5.5	12	54
TOTAL	18/14	191	1,063	5.6	12	54

CAREER HIGHS – Rushes: 30, vs. Oklahoma State (11/5/16); **Yards:** 170, at TCU (12/3/16); **TD:** 3, vs. Oklahoma State (11/5/16); **Long Rush:** 54, at Iowa State (10/29/16).





bryce FITZNER **78**
OFFENSIVE LINEMAN
 6-7 • 287 • Jr.-1L
 Poway, Calif.
 Francis Parker

An athletic offensive lineman who saw increased playing time as a sophomore... Will complete for a starting spot along the offensive front in 2017.

2016: Saw action in eight games, primarily on field goal protection and as a reserve offensive lineman.

2015: Did not see any game action.

2014: Redshirted.

HIGH SCHOOL: Played at Francis Parker under head coach John Morrison... A second-team pick at tight end as both a junior and senior... Helped the Lancers earn California Interscholastic Federation (CIF) runner-up finishes in both 2011 and 2012, while he was a member of the 2009 CIF Championship squad... Also a three-year letterwinner in basketball and two-year letterwinner in volleyball.

PERSONAL: Bryce Fitzner was born on June 24, 1994... Son of Mark and Cheri Fitzner... Majoring in marketing and business management.



scott FRANTZ **74**
OFFENSIVE LINEMAN
 6-5 • 297 • So.-1L
 Lawrence, Kan.
 Free State

CAREER HONORS

- 2016 First Team Big 12 All-Freshman Team (*Athlon*)
- 2016 All-Bowl Team (Associated Press, *USA Today*)
- 2016 First Team Academic All-Big 12

A highly-touted offensive lineman out of high school who burst onto the scene as a redshirt freshman... Should continue to lock down the starting spot at left tackle in 2017.

2016: Started all 13 games, the first Wildcat freshman to start an entire season at left tackle since at least 1988... Helped K-State set the school record for rushing yards per carry (5.27), rank third in school history in total rushing yards (3,013) and rushing yards per game (231.8), and seventh in rushing touchdowns (39)... Also blocked for an offense that ranked sixth nationally in rushing touchdowns... Earned Big 12 All-Freshman team honors from *Athlon*, while he was named to the All-Bowl team by the *Associated Press*, *Sports Illustrated* and *USA Today*... A First Team Academic All-Big 12 performer.

2015: Redshirted.

HIGH SCHOOL: A three-year letterwinner at Free State under head coach Bob Lisher... Led the Freebirds to an 8-4 record and an appearance in the state semifinals in 2014... Team went 10-2 and advanced to the semifinals in 2012... Rated the 48th-best offensive tackle nationally and the fourth-best player in the state of Kansas by *Rivals.com*... Ranked as the second-best offensive tackle in the state by *Scout.com*... Named one of the top 11 players in the state and to the All-Class 6A teams by the *Topeka Capital-Journal* and *Wichita Eagle* in 2014... A first team all-metro selection by the *Kansas City Star* in 2014... Named to the *USA Today*/American Family Insurance All-USA Kansas Team as a senior... Earned honorable mention all-state honors as a junior... Named a First Team All-Sunflower League selection as both a junior and senior... Selected to play in the 2015 Kansas Shrine Bowl... Also played basketball.

PERSONAL: Scott A. Frantz (FRANCE) was born June 7, 1996, in Lawrence, Kansas... Son of Stan and Kim Frantz... Has two brothers, Matt and Brett... Majoring in secondary education.



blaise GAMMON **89**
TIGHT END
 6-7 • 267 • So.-1L
 Overland Park, Kan.
 Blue Valley West

CAREER HONORS

- 2016 First Team Academic All-Big 12

A big, athletic tight end who was a key run blocker... Will continue to grow at the position and add support on special teams.

2016: Played in all 13 games, primarily in two tight-end sets... An integral part of K-State's rushing offense, which set the school record for rushing yards per carry (5.27), ranked third in school history in total rushing yards (3,013) and rushing yards per game (231.8), and seventh in rushing touchdowns (39)... Also helped the Wildcats rank sixth nationally in rushing touchdowns... A First Team Academic All-Big 12 honoree.

2015: Redshirted.

HIGH SCHOOL: Played at Blue Valley West under head coach Scott Wright... An honorable mention all-state selection by the *Topeka Capital-Journal* and *Wichita Eagle* after recording 300 receiving yards and seven touchdowns... Earned all-metro honors as a senior from the *Kansas City Star*, while he was a first team all-league pick... Also an all-state basketball player who averaged 15 points and nine rebounds per game, helping the Jaguars earn third place at the state tournament.

PERSONAL: Blaise Robert Gammon was born October 9, 1996, in New Orleans, Louisiana... Son of Kendall and Leslie Gammon... Father, Kendall, was a Pro Bowl long snapper who played 15 seasons in the NFL, including the final seven with the Kansas City Chiefs... Kendall is an analyst for the Chiefs Radio Network... Majoring in finance.





will GEARY **60**
DEFENSIVE TACKLE
6-0 • 306 • Sr.-3L
 Topeka, Kan.
 Topeka

CAREER HONORS

- 2016 First Team All-Big 12 (Associated Press)
- 2016 Honorable Mention All-Big 12 (Coaches)
- 2016 Outland Trophy Watch List
- 2015 First Team All-Big 12 (Associated Press)
- 2015 Honorable Mention All-Big 12 (Coaches)
- 2014 First Team Academic All-Big 12

A former walk-on who burst onto the scene as a redshirt freshman and has started 30 career games... Will solidify the interior of the defensive line while providing leadership for the entire defense... The first K-State defensive tackle in school history to earn two-straight First Team All-Big 12 honors from the Associated Press.

2016: Started a career-high 13 games, earning his second-straight First Team All-Big 12 honor from the Associated Press in addition to being an honorable mention pick by the league's coaches and a second-team selection by ESPN.com... Ranked ninth on the team with 45 tackles, while he was third with 7.0 tackles for loss... Also broke up a pass and recovered a fumble... Ended the regular season on a high note with a career-high 3.5 TFLs and a season-best seven tackles at TCU... Carded five tackles against Oklahoma and Baylor, the latter featuring a sack... A member of the preseason watch list for the Outland Trophy.

GEARY'S 2016 GAME-BY-GAME STATS

Opponent	U-A-T	TFL	SACK	INT	PD	FF/FR
at Stanford	2-1-3	0.0-0	0.0-0	0	0	0/0
FAU	1-1-2	0.0-0	0.0-0	0	0	0/1
MISSOURI STATE	2-0-2	0.0-0	0.0-0	0	0	0/0
at West Virginia	5-0-5	1.0-2	0.0-0	0	0	0/0
TEXAS TECH	2-1-3	0.0-0	0.0-0	0	0	0/0
at Oklahoma	1-4-5	0.5-1	0.0-0	0	0	0/0
TEXAS	1-1-2	0.0-0	0.0-0	0	0	0/0
at Iowa State	1-2-3	0.0-0	0.0-0	0	0	0/0
OKLAHOMA ST.	3-0-3	0.0-0	0.0-0	0	0	0/0
at Baylor	2-3-5	1.0-4	1.0-4	0	0	0/0
KANSAS	4-0-4	1.0-1	0.0-0	0	1	0/0
at TCU	5-2-7	3.5-5	0.0-0	0	0	0/0
vs. Texas A&M	1-0-1	0.0-0	0.0-0	0	0	0/0

2015: Started all 12 regular season games en route to First Team All-Big 12 honors from the Associated Press and honorable mention accolades from the league's coaches... Ranked eighth on the team with 45 tackles, while he was fourth in tackles for loss (6.5) and fifth in sacks (3.5)... His tackle total is the most by a K-State interior defensive lineman since 2005... Had a banner day against Oklahoma with career highs in tackles (8), tackles for loss (3.0) and sacks (2.0)... Also recorded six tackles against UTSA and Louisiana Tech, while he had five against Texas Tech and Iowa State... Had a forced fumble and recovery at Texas Tech before forcing an Iowa State fumble in the fourth quarter that led to the game-tying touchdown.

GEARY'S 2015 GAME-BY-GAME STATS

Opponent	U-A-T	TFL	SACK	INT	PD	FF/FR
SOUTH DAKOTA	1-0-1	0.0-0	0.0-0	0	0	0/0
at UTSA	1-5-6	0.0-0	0.0-0	0	0	0/0
LOUISIANA TECH	5-1-6	1.5-5	0.5-4	0	0	0/0
at Oklahoma St.	4-0-4	1.0-2	1.0-2	0	0	0/0
TCU	2-0-2	0.0-0	0.0-0	0	0	0/0
OKLAHOMA	6-2-8	3.0-11	2.0-9	0	0	0/0
at Texas	1-1-2	0.0-0	0.0-0	0	0	0/0
BAYLOR	3-0-3	0.0-0	0.0-0	0	0	0/0
at Texas Tech	5-0-5	0.0-0	0.0-0	0	0	1/1
IOWA STATE	4-1-5	0.5-1	0.0-0	0	0	1/0
at Kansas	1-0-1	0.0-0	0.0-0	0	0	0/0
WEST VIRGINIA	1-1-2	0.5-1	0.0-0	0	0	0/0

2014: Played in all 13 games with five starts, including each of the last three games... Came away with 30 tackles, the most among all K-State defensive tackles... Also logged 2.5 tackles for loss, two sacks and a forced fumble at West Virginia... Tallied a career-best five tackles in K-State's win at No. 11 Oklahoma... Registered sacks in back-to-back games against West Virginia and Kansas... A First Team Academic All-Big 12 honoree.

GEARY'S 2014 GAME-BY-GAME STATS

Opponent	U-A-T	TFL	SACK	INT	PD	FF/FR
STEPHEN F. AUSTIN	0-1-1	0.5-0	0.0-0	0	0	0/0
at Iowa State	1-0-1	0.0-0	0.0-0	0	0	0/0
AUBURN	0-1-1	0.0-0	0.0-0	0	0	0/0
UTEP	2-0-2	0.0-0	0.0-0	0	0	0/0
TEXAS TECH	1-0-1	0.0-0	0.0-0	0	0	0/0
at Oklahoma	3-2-5	0.0-0	0.0-0	0	0	0/0
TEXAS	0-1-1	0.0-0	0.0-0	0	0	0/0
OKLAHOMA ST.	3-0-3	0.0-0	0.0-0	0	0	0/0
at TCU	0-3-3	0.0-0	0.0-0	0	0	0/0
at West Virginia	2-1-3	1.0-4	1.0-4	0	0	1/0
KANSAS	2-2-4	1.0-2	1.0-2	0	0	0/0
at Baylor	2-0-2	0.0-0	0.0-0	0	0	0/0
vs. UCLA	1-2-3	0.0-0	0.0-0	0	0	0/0

2013: Redshirted... Earned the program's Overachiever Award as the top freshman in strength and conditioning.

HIGH SCHOOL: Played at Topeka High under head coach Walt Alexander... A 2012 first team all-city selection... Named to the *Topeka Capital-Journal* and *Wichita Eagle* 2012 Top-11 teams... A First Team All-Kansas 6A performer by the *Topeka Capital-Journal* and *Wichita Eagle*... Named the Kansas 6A Defensive Player of the Year... Selected to play in the 2013 Kansas Shrine Bowl... Won back-to-back state wrestling championships in the 285-pound class, while he was the 2013 National High School Coaches Association (NHSCA) National Champion... Also won a state championship in powerlifting and participated in both baseball and track and field.

PERSONAL: Will Michael Geary was born January 12, 1995, in Topeka, Kansas... Son of Lee Geary and the late Mike Geary... Has one brother, Ty... Majoring in social sciences.

CAREER STATS — DEFENSE

Year	G/S	UA-AT-TT	TFL-Yds	Sack	INT	PD	F/R
2014	13/5	17-13-30	2.5-6	2.0-6	0	0	1/0
2015	12/12	34-11-45	6.5-20	3.5-15	0	0	2/1
2016	13/13	30-15-45	7.0-13	1.0-4	0	1	0/1
TOTAL	38/30	81-39-120	16.0-39	6.5-25	0	1	3/2

CAREER HIGHS — Tackles: 8, vs. Oklahoma (10/17/15); **Solos:** 6, vs. Oklahoma (10/17/15); **TFL:** 3.5, at TCU (12/3/16); **Sacks:** 2.0, vs. Oklahoma (10/17/15); **PD:** 1, vs. Kansas (11/26/16).

denzel GOOLSBY **20**
DEFENSIVE BACK
5-11 • 192 • So.-1L
 Wichita, Kan.
 Bishop Carroll

CAREER HONORS

- 2016 Second Team Academic All-Big 12

A young, athletic player who transitioned from the offensive side of the ball to safety at the beginning of his redshirt freshman campaign... Will contend for playing time at safety in 2017 while continuing his support on special teams.

2016: Played in all 13 games, primarily on special teams... Finished second on the team with 10 special teams tackles, including a team-best five on punt coverage... Totaled a career-high four tackles at TCU... Carded a pair of stops at Iowa State... Picked up Second Team Academic All-Big 12 honors.

GOOLSBY'S 2016 GAME-BY-GAME STATS

Opponent	KO TKLS	PUNT TKLS	ST TKLS
at West Virginia	0	1	1
at Oklahoma	0	1	1
at Iowa State	1	1	2
at Baylor	1	0	1
at TCU	2	2	4
vs. Texas A&M	1	0	1

2015: Redshirted.

HIGH SCHOOL: A four-year starter at Bishop Carroll under head coach Alan Schuckman... Named the 2014 Gatorade Kansas Football Player of the Year and the *USA Today*/American Family Insurance All-USA Kansas Offensive Player of the Year... Rated the fourth-best player in the state by Scout.com... Rushed for 1,641 yards and 31 touchdowns to go along with 251 receiving yards and seven scores as a senior, helping the Eagles earn a perfect 13-0 record and a Class 5A state championship... Also dangerous in the return game in 2014 where he scored five touchdowns on 13 punt returns and a touchdown on his only kickoff return... Named one of the top 11 players in the state and to the All-Class 5A teams by the *Topeka Capital-Journal* and *Wichita Eagle*... A first team all-metro performer by the *Wichita Eagle*... Named as one of the top 12 players in the state by the Kansas Football Coaches Association

and to the organization's all-state 5A team... Won the Barry Sanders High School Male Athlete of the Year award... Rushed for 495 yards and 12 touchdowns as a junior despite missing three games due to injury... Helped Bishop Carroll go 47-2 over his four-year career with two state championships (2012 and 2014)... Also ran track as he placed second in the state in 2012 in the 4x100 and third in the 4x400.

PERSONAL: Denzel Christopher Goolsby was born January 25, 1997, in Wichita, Kansas... Son of Dinah Goolsby and the late Les Goolsby... Has one sibling, Banner... Had two cousins who played football at K-State, Jarard Milo, a defensive back who lettered from 2011-12, and Brian Goolsby, a fullback who lettered from 1995-98... Another cousin, DeAndre Goolsby, is a junior tight end at Florida... Majoring in finance and marketing.

CAREER STATS – SPECIAL TEAMS TACKLES

Year	G	KO TKLS	PUNT TKLS	ST TKLS
2016	13	5	5	10
TOTAL	13	5	5	10

CAREER HIGHS – Total Tackles: 4, at TCU (12/3/16); **Solos:** 1, twice.



isaiah HARRIS 2

WIDE RECEIVER

5-8 • 166 • So.-1L

Fort Worth, Texas
All Saints Episcopal

A small, shifty receiver who earned immediate playing time as a true freshman... Will contend for more playing time at receiver and as a returner in 2017.

2016: Played in five games, hauling in 10 catches for 78 yards, including a six-catch, 46-yard effort against Florida Atlantic... His six grabs against the Owls tied for the fifth most in school history among freshmen... Caught three passes for 33 yards at TCU, including a season long 19-yard reception.

HARRIS' 2016 GAME-BY-GAME STATS

Opponent	Rec	Yards	TD	Long
FLORIDA ATLANTIC	6	46	0	10
OKLAHOMA STATE	1	-1	0	0
at TCU	3	33	0	19

HIGH SCHOOL: Played All Saints Episcopal under head coach Aaron Beck... Rated as one of the top 100 athletes in the Class of 2016 by ESPN... Earned First Team Southwest Preparatory Conference (SPC) All-State honors as both a junior and senior... Helped the Saints earn a 10-1 record as a senior by leading the team with 68 receptions for 1,153 yards and 17 touchdowns... Also rushed 16 times for 105 yards and another score... Tallied 38 catches for 920 yards and 12 touchdowns as a junior, while also rushing for 133 yards and two touchdowns on 19 carries... Also participated in track and field where he was a first team all-state honoree... Attended the same high school as current Wildcat defensive back Kendall Adams.

PERSONAL: Isaiah Harris was born May 14, 1997, in Fort Worth, Texas... Son of Derwin and Nancy Harris... Has five siblings... Plans on majoring in business.

CAREER STATS – RECEIVING

Year	G/S	Rec	Yds	Avg.	TD	Long
2016	5/0	10	78	7.8	0	19
TOTAL	5/0	10	78	7.8	0	19

CAREER HIGHS – Catches: 6, vs. Florida Atlantic (9/17/16); **Yards:** 46, vs. Florida Atlantic (9/17/16); **Long Catch:** 19, at TCU (12/3/16).



dominique HEATH 4

WIDE RECEIVER

5-9 • 175 • Jr.-2L

Huntersville, N.C.
Hopewell

CAREER HONORS

- 2016 Honorable Mention All-Big 12 [kr/pr] (Coaches)
- 2016 Big 12 Special Teams Player of the Week (FAU)

A versatile and athletic player who has been an integral part of the offense and special teams over the last two years... Should continue both roles while adding more production with his growth as a player... Enters his junior campaign 249 receiving yards shy of becoming the school's 30th career 1,000-yard receiver.

2016: Played in all 13 games, leading the team with 45 catches for 438 yards and three touchdowns... Paced the squad with 12 catches that went for third-down conversions... Tied for third in school history among sophomores in catches... Returned 12 punts for 155 yards (12.9-yard average) – including a 75-yard touchdown return against Florida Atlantic – en route to Honorable Mention All-Big 12 honors as a returner from the league's coaches... His 75-yarder against the Owls was the second-longest return in the Big 12 during the 2016 season, while he tied for seventh nationally in punt-return touchdowns... Went on to earn Big 12 Special Teams Player of the Week honors following the FAU game, a contest that also featured a 20-yard touchdown reception... Became the first Wildcat to record a receiving touchdown and a punt-return score in the same game since Tramaine Thompson against Missouri State in 2012... Pulled in a career-high nine catches at Iowa State, the most in by a Wildcat since Tyler Lockett (13) and Curry Sexton (10) in the Alamo Bowl following the 2014 season, while it was tied for the second most by a sophomore in school history... Recorded a career-best 101 receiving yards at Oklahoma, which was featured by a 54-yard touchdown reception... Had a 52-yard touchdown rush on an end-round against Texas A&M in the Texas Bowl, the longest rush in K-State bowl history.

HEATH'S 2016 GAME-BY-GAME STATS

Opponent	Rec	Yards	TD	Long
at Stanford	4	65	0	44
FLORIDA ATLANTIC	3	40	1	20
MISSOURI STATE	1	9	1	9
at West Virginia	2	35	0	26
TEXAS TECH	2	21	0	11
at Oklahoma	7	101	1	54
TEXAS	7	41	0	9
at Iowa State	9	46	0	13
OKLAHOMA STATE	4	48	0	32
at Baylor	2	7	0	8
vs. Texas A&M	4	25	0	12


HEATH'S 2016 GAME-BY-GAME PUNT RETURN STATS

Opponent	Ret	Yards	TD	Long
at Stanford	1	18	0	18
FLORIDA ATLANTIC	1	75	1	75
MISSOURI STATE	3	18	0	13
at West Virginia	1	0	0	0
at Oklahoma	1	0	0	0
TEXAS	1	12	0	12
at Baylor	1	5	0	0
at TCU	2	11	0	8

HEATH'S 2016 GAME-BY-GAME KICKOFF RETURN STATS

Opponent	Ret	Yards	TD	Long
TEXAS TECH	1	16	0	16
at Baylor	2	46	0	29
KANSAS	1	3	0	3

2015: Played in every game with four starts at wide receiver while also serving as the primary punt-returner... Finished second on the team in catches (28) and touchdowns (3), while he was third in yards (313)... Ranked third in school history in catches, receiving yards and touchdown receptions among freshmen... Returned 21 punts for a 7.2-yard average, which ranked second in the Big 12... Had his best receiving game right out of the gate with three receptions for 54 yards – including a long of 43 yards – against South Dakota... Recorded a season-high five catches against Iowa State, while he had one touchdown apiece against Louisiana Tech, Texas and Texas Tech... His touchdown against Louisiana Tech was a 22-yarder in the first overtime, while he also had a season long 58-yard punt return against the Bulldogs.



dominique HEATH

HEATH'S 2015 GAME-BY-GAME RECEIVING STATS

Opponent	Rec	Yards	TD	Long
SOUTH DAKOTA	3	54	0	43
at UTSA	3	25	0	10
LOUISIANA TECH	2	42	1	22
at Oklahoma State	3	49	0	36
TCU	3	26	0	10
OKLAHOMA	1	-4	0	0
at Texas	2	23	1	16
BAYLOR	1	3	0	3
at Texas Tech	4	49	1	24
IOWA STATE	5	31	0	13
vs. Arkansas	1	15	0	15

HEATH'S 2015 GAME-BY-GAME PUNT RETURN STATS

Opponent	Ret	Yards	TD	Long
SOUTH DAKOTA	3	52	0	31
at UTSA	3	1	0	2
LOUISIANA TECH	2	25	0	58
TCU	2	18	0	18
OKLAHOMA	1	0	0	0
at Texas	1	11	0	11
BAYLOR	1	0	0	0
at Texas Tech	2	34	0	22
at Kansas	1	15	0	15
WEST VIRGINIA	4	-7	0	3
vs. Arkansas	1	3	0	3

2014: Redshirted.

HIGH SCHOOL: Played for Hopewell under head coach Matthew Jenkins... Named all-county and all-area by the *Charlotte Observer*, while he was the conference's special teams player of the year... Collected 830 yards and nine touchdowns as a senior through the air while rushing for 525 yards and five touchdowns... Also averaged 20.5 yards on punt returns and 18.7 yards on kick-off returns... Set school records for touchdowns, receiving yards and all-purpose yards... Selected to play in the Shrine Bowl of the Carolinas.

PERSONAL: Dominique Ali Heath was born February 22, 1996, in Cincinnati, Ohio... Son of Robert and Jewell Heath... Has one brother, Denzel, who played football at Hampton... Majoring in business management.

CAREER STATS – RECEIVING

Year	G/S	Rec	Yds	Avg.	TD	Long
2015	13/4	28	313	11.2	3	43
2016	13/0	45	438	9.7	3	54
TOTAL	26/4	71	751	10.3	6	54

CAREER HIGHS – Catches: 9, at Iowa State (10/29/16); **Yards:** 101, at Oklahoma (10/15/16); **TD:** 1, six times; **Long Catch:** 54, at Oklahoma (10/15/16).

CAREER STATS – PUNT RETURNS


Year	G	Ret	Yds	Avg.	TD	Long
2015	13	21	152	7.2	0	58
2016	13	12	155	12.9	1	75
TOTAL	26	33	307	9.3	1	5

CAREER HIGHS – Returns: 4, vs. West Virginia (12/5/15); **Yards:** 75, vs. Florida Atlantic (9/17/16); **TD:** 1, vs. Florida Atlantic (9/17/16); **Long Return:** 75, vs. Florida Atlantic (9/17/16).

CAREER STATS – KICKOFF RETURNS

Year	G	Ret	Yds	Avg.	TD	Long
2015	13	4	46	11.5	0	18
2016	13	4	65	16.2	0	29
TOTAL	26	8	111	13.9	0	29

CAREER HIGHS – Returns: 2, at Baylor (11/19/16); **Yards:** 46, at Baylor (11/19/16); **Long Return:** 29, at Baylor (11/19/16).



adam HOLTORF **79**
OFFENSIVE LINEMAN
 6-4 • 293 • So.-SQ
 Seward, Neb.
 Seward

A talented young offensive lineman who has developed over the last two seasons... Will battle for more playing time as a sophomore in 2017.

2016: Saw action against Florida Atlantic and TCU.

2015: Redshirted.

HIGH SCHOOL: A four-year letterwinner for Seward, including the last two years under head coach Jamie Opfer... Helped the Bluejays earn an 8-3 record and a trip to the quarterfinals of the Nebraska Class B State Playoffs... Named to the *USA Today*/American Family Insurance All-USA Nebraska Team as a defensive lineman... A two-year First Team Class B all-state offensive lineman by the *Lincoln Journal-Star* and *Omaha World-Herald*... Named First Team Super State as a defensive lineman as a senior and Class B honorary captain by the *Lincoln Journal-Star* and *Omaha World-Herald*... Also earned First Team All-Nebraska honors as a defensive lineman and First Team Class B all-state honors as an offensive lineman by the *Omaha World-Herald*... Earned second team all-state honors as a junior and was an all-district performer as a sophomore... Tied the school career record with 37 games started... Registered 81 tackles, including 18.5 tackles for loss and 3.5 sacks as a senior... Anchored an offensive line that helped the Bluejays accumulate 3,822 yards... Also came away with 69 tackles, including 14 for loss and five sacks as a junior in 2013... Earned academic all-state honors... Also played basketball and qualified for state in the shot put.

PERSONAL: Adam Christian Holtorf was born May 10, 1997, in Lincoln, Nebraska... Son of Paul and Diane Holtorf... Has one brother, Derek... Majoring in agribusiness with the hopes of becoming an agriculture loan officer.



justin HUGHES **32**
LINEBACKER
 6-1 • 227 • So.-SQ
 Tucker, Ga.
 Tucker

An athletic player who will compete for playing time at both linebacker and on special teams as a sophomore.

2016: Did not see any game action.

2015: Redshirted.

HIGH SCHOOL: Played for Tucker High under head coach Bryan Lamar... Helped the Tigers earn a 14-1 record and a trip to the state championship game as a senior in 2013... Named a first team all-state honoree in 2013 by the Georgia Sportswriters, while he was an All-DeKalb County pick by the *Atlanta Journal-Constitution*... Was rated as the nation's 70th-best outside linebacker by ESPN in 2014... Selected to play in the Florida-Georgia All-Star Game... Totaled over 180 tackles over his junior and senior seasons... High school teammates with fellow Wildcat defenders Duke Shelley and Elijah Sullivan.

PERSONAL: Justin Lorenz Hughes was born January 3, 1996, in Tucker, Georgia... Son of Chris Hughes and Jerita Porter... Has one sister, Keara... Majoring in communication studies.



chase JOHNSTON **13**
LINEBACKER
 6-3 • 231 • So.-1L
 Carl Junction, Mo.
 Carl Junction

CAREER HONORS

- 2016 Second Team Academic All-Big 12

An athletic and hard-hitting player who spent the 2016 season at fullback... Will compete for playing time in the linebacker rotation while adding support on special teams.

2016: Played in all 13 games on both special teams and at fullback on short-yardage and goal-line situations... Made six tackles on kickoff coverage, including a season-high two at TCU... Helped the Wildcats rank sixth nationally in rushing touchdowns... A Second Team Academic All-Big 12 performer.

JOHNSTON'S 2016 GAME-BY-GAME STATS

Opponent	KO TKLS	PUNT TKLS	ST TKLS
at West Virginia	1	0	1
TEXAS TECH	1	0	1
TEXAS	1	0	1
KANSAS	1	0	1
at TCU	2	0	2

2015: Redshirted... Earned the program's Overachiever Award as the top freshman in strength and conditioning.

HIGH SCHOOL: A four-year letterwinner at Carl Junction under head coach Doug Buckmaster... Helped the Bulldogs earn an 11-1 record and reach the third round of the Missouri Class 4 playoffs in 2014... Regarded as the 39th-best inside linebacker nationally by ESPN and 47th-best by Scout.com, including the top middle linebacker in the state of Missouri... A First-Team All-Missouri Class 4 linebacker by the state's coaches as well as the Missouri media association... Named to the *USA Today*/American Family Insurance All-USA Missouri Team... Named the league defensive player of the year in addition to earning all-league and all-district honors... Carded 100 tackles, including 18 tackles for loss and seven sacks as a senior... Also a first team all-state honoree in the shot put and lettered three years in basketball.

PERSONAL: Andrew Chase Johnston was born September 30, 1996, in Joplin, Missouri... Son of Vince and Leigh Johnston... Has one sister, Jessica, and one brother, Kyle... Father, Vince, played wide receiver at Pittsburg State, while grandfather, Nelson Toburen, played linebacker at Wichita State and later for the 1961 and 1962 NFL Champion Green Bay Packers... Majoring in secondary education.

CAREER STATS – SPECIAL TEAMS TACKLES

Year	G	KO TKLS	PUNT TKLS	ST TKLS
2016	13	6	0	6
TOTAL	13	6	0	6

CAREER HIGHS – Total Tackles: 2, at TCU (12/3/16); **Solos:** 1, three times.



nick KALTMAYER **77**
OFFENSIVE LINEMAN
6-8 • 280 • So.-RS
 Edwardsville, Ill.
 Western Illinois

A big offensive lineman who transferred to K-State prior to the 2016 season and sat out due to NCAA rules... Will complete for time along the offensive line as a redshirt sophomore.

2016: Redshirted.

WESTERN ILLINOIS: Played in six of the final seven games of the season as a true freshman, including a start at eventual national champion North Dakota State... Helped the Leathernecks earn wins at No. 10 Youngstown State, at South Dakota and vs. No. 18 Indiana State.

HIGH SCHOOL: Played for Edwardsville under head coach Matt Martin... Earned First Team All-Southwestern Conference honors following his senior year, while he was a second-team honoree as a junior... Picked up First Team All-St. Louis Metro Area accolades and was an Academic All-State performer... Also lettered in basketball and track and field.

PERSONAL: Nicholas David Kaltmayer was born June 13, 1997, in Maryville, Illinois... Son of David and Pamela Kaltmayer... Has two siblings, Kaytlin and Andrew... Majoring in electrical engineering.



jayd KIRBY **46**
LINEBACKER
6-2 • 222 • Sr.-2L
 Blooming Grove, Texas
 Navarro College

CAREER HONORS

- 2016 Second Team Academic All-Big 12

A former community-college transfer who has shined on special teams during his two seasons in Manhattan... Will continue work on the specialty units while competing for more playing time at linebacker.

2016: Played in all 13 games, primarily on special teams as he totaled three tackles on kickoff coverage and blocked punts against Missouri State and Oklahoma State... Tied for fifth nationally in blocked kicks as he recorded the most blocked punts by a Wildcat since Courtney Herndon also had two in 2008... Recovered an onside kick in the season opener at Stanford... Named a Second Team Academic All-Big 12 performer.

KIRBY'S 2016 GAME-BY-GAME STATS

Opponent	KO TKLS	PUNT TKLS	ST TKLS
OKLAHOMA STATE	1	0	1
at TCU	1	0	1
vs. Texas A&M	1	0	1

2015: Played in 11 games, totaling eight special teams tackles – all coming on kickoff coverage... Set a season high with three tackles at UTSA, while he recovered a fumble on a kickoff against Louisiana Tech... Also had tackles against TCU, Texas, Baylor, Kansas and in the 2016 AutoZone Liberty Bowl against Arkansas.

KIRBY'S 2015 GAME-BY-GAME STATS

Opponent	KO TKLS	PUNT TKLS	ST TKLS
at UTSA	3	0	3
TCU	1	0	1
at Texas	1	0	1
BAYLOR	1	0	1
at Kansas	1	0	1
vs. Arkansas	1	0	1

COMMUNITY COLLEGE: Played one season at Navarro College under head coach Brian Mayer... Helped lead the Bulldogs to a 7-3 record and a No. 14 national ranking in the final NJCAA Poll... Earned First Team All-Southwest Junior College Football Conference (SWJFCF) honors after finishing the year with 70 tackles, 10 sacks, two fumble recoveries, two pass breakups and one forced fumble... Recorded a season-best 11 tackles and three sacks against Cisco, while he had two sacks apiece against Kilgore and Blinn... Came away with nine tackles, one sack and a forced fumble against Arkansas Baptist.

HIGH SCHOOL: Played for Blooming Grove under head coach Gary Grubbs... Earned All-District 6-2A honors as both a quarterback and safety during his junior and senior seasons.

PERSONAL: Jayd T Kirby was born May 28, 1995, in Bowdle, South Dakota... Son of Kevin and Lori Kirby... Obtained a degree in sociology/criminology from Kansas State in May 2017.

CAREER STATS – SPECIAL TEAMS TACKLES

Year	G	KO TKLS	PUNT TKLS	ST TKLS
2015	11	8	0	8
2016	13	3	0	3
TOTAL	23	11	0	11

CAREER HIGHS – Total Tackles: 3, at UTSA (9/12/15); **Solos:** 1, eight times.



trace KOICHEVAR **86**
TIGHT END
6-6 • 245 • Fr.-HS
 Salina, Kan.
 Salina South

A tall tight end who originally signed with K-State in 2016... Deferred this enrollment to this spring.

HIGH SCHOOL: A three-year letterwinner for the Cougars under head coach Sam Sellers... Earned all-state accolades from the Kansas Football Coaches Association as a senior in 2015, while he earned honorable mention nods from a junior and senior from the *Topeka Capital-Journal* and *Wichita Eagle*... Totaled 230 receiving yards during his prep career... Helped Salina South earn a 20-5 record over his final two years, including a state runner-up finish as a senior... Also a three-year starter in basketball, earning all-county and all-league honors... Originally signed with K-State out of high school in 2016.

PERSONAL: Trace James Kochevar was born October 22, 1997, in Salina, Kansas... Son of Darrin and Tammie Kochevar... Has a twin sister, Hannah... Father, Darrin, played football at Coffeyville Community College and Bethany College.



nick LENNERS **87**
TIGHT END
6-5 • 254 • Fr.-RS
 Lincoln, Neb.
 Lincoln Southwest

A highly-touted tight end prospect out of high school... Redshirted the 2016 season and will compete for playing time on both offense and special teams in 2017.

2016: Redshirted.

HIGH SCHOOL: A three-year letterwinner at Lincoln Southwest under head coach Mark King... Rated the fourth-best player in the state of Nebraska by Rivals.com and ESPN, while the latter ranked him No. 26 nationally among all tight ends in the Class of 2016... Earned First Team Super State and First Team Class A All-State honors from the *Lincoln Journal-Star*, while he was named to the *Omaha World Herald's* Super Six team, recognizing him as one of the top six prep players in Nebraska, prior to the 2015 season... Caught 18 passes for 357 yards and three touchdowns as a senior while recording 40 tackles, including 13 for loss... Also caught six passes for 60 yards and a touchdown in addition to recording 71 tackles, 14.5 tackles for loss and eight sacks as a junior... Selected to the *USA Today Sports/American Family Insurance* All-USA Nebraska Team as a senior... A two-year *Lincoln Journal Star* All-City team member... Also a two-year academic all-state and three-year academic all-conference selection... A two-year letterwinner in track and field in addition to earning one letter in basketball.

PERSONAL: Nicholas Renken Lenners was born June 30, 1997, in Lincoln, Nebraska... Son of Casey and Michelle Lenners... Has one brother, Brett... Plans on majoring in engineering.



mitch LOCHBIHLER **9**
PUNTER
6-6 • 241 • Sr.-1L
 Charlotte, N.C.
 Charlotte Catholic

CAREER HONORS

- 2016 Second Team Academic All-Big 12

A punter with a powerful leg who shined late during his junior campaign as the primary kickoff man... Will compete for more punting and kickoff duties as a senior.

2016: Played in all 13 games, serving as the primary holder for the entire year while taking over kickoff duties during the final five games... Totaled 20 touchbacks in his 30 kickoffs (66.7 percent), including a career-best six against Oklahoma State and five more against Texas A&M in the Texas Bowl... Punted five times on the year for a 46.6-yard average, which included two punts of 50 or more yards... Carded a career best 54.5-yard average on two punts at Iowa State, the second-highest average in the Big 12 during the 2016 campaign... A Second Team Academic All-Big 12 performer.

LOCHBIHLER'S 2016 GAME-BY-GAME PUNTING STATS

Opponent	Punts	Yards	Avg.	Lg	50+	i20
FAU	1	40	40.0	40	0	0
at Oklahoma	1	40	40.0	40	0	0
at Iowa State	2	109	54.5	55	2	0
at Baylor	1	44	44.0	44	0	0

LOCHBIHLER'S 2016 GAME-BY-GAME KICKOFF STATS

Opponent	KO	Yards	Avg	TB
OKLAHOMA STATE	7	455	65.0	6
at Baylor	7	448	64.0	4
KANSAS	5	317	63.4	3
at TCU	4	250	62.5	2
vs. Texas A&M	7	441	63.0	5

2015: Played in three games, punting four times for a 44.5-yard average... Two of his punts landed inside the 20-yard line... Set career highs in punts (2), yards (97), average (48.5) and long punt (50) against Louisiana Tech.

LOCHBIHLER'S 2015 GAME-BY-GAME STATS

Opponent	Punts	Yards	Avg.	Lg	50+	i20
LOUISIANA TECH	2	97	48.5	50	1	2
OKLAHOMA	1	44	44.0	44	0	0
at Kansas	1	37	37.0	37	0	0

2014: Saw action in three games, punting twice for a 38.0-yard average.

2013: Redshirted.

HIGH SCHOOL: Punted and handled place-kicking duties at Charlotte Catholic under head coach Jim Oddo... Helped team obtain a 13-1 record as a senior, earning all-conference and all-county honors... Averaged 43.8 yards on 26 punt attempts during his career, while he booted kickoffs for a 68.3-yard average and 150 touchbacks.

PERSONAL: Mitchell Link Lochbihler was born January 6, 1995, in Charlotte, North Carolina... Son of Craig and Victoria Lochbihler... Has one sibling, Morgan... Majoring in construction science and management.

CAREER STATS – PUNTING

Year	G	No.	Yds	Long	Avg.	In 20
2014	3	2	76	40	38.0	0
2015	3	4	178	50	44.5	2
2016	13	5	233	55	46.6	0
TOTAL	19	11	487	55	44.3	2

CAREER HIGHS – Punts: 2, twice; **Average:** 54.5, at Iowa State (10/29/16); **Long:** 55, at Iowa State (10/29/16); **50-Plus:** 2, at Iowa State (10/29/16); **Inside 20:** 2, vs. Louisiana Tech (9/19/15).

CAREER STATS – KICKOFFS

Year	No.	Yards	Avg.	TB
2016	30	1,911	63.7	20
TOTAL	30	1,911	63.7	20

CAREER HIGHS – Kickoffs: 7, three times; **Average:** 65.0, vs. Oklahoma State (11/5/16); **Touchbacks:** 6, vs. Oklahoma State (11/5/16).



bronson MASSIE **90**
DEFENSIVE END
6-4 • 231 • Fr.-RS
 Lufkin, Texas
 Lufkin

An athletic defensive end who used a redshirt season to develop... Will compete for playing time at both defensive end and on special teams in 2017.

2016: Redshirted.

HIGH SCHOOL: A three-year letterwinner at Lufkin under head coach Todd Quick... Regarded as the 62nd-best outside linebacker in the Class of 2016 by ESPN, while Scout.com rated him the No. 16 defensive end in the state of Texas... Earned First Team All-District 16-5A honors as a defensive end in 2015, while he was an Honorable Mention Texas Associated Press Sports Editors (APSE) Class 5A All-State pick... Named to the East Texas Sports Network (ETSN) East Texas Football Super Team... Recorded 173 tackles and 26 sacks during his three-year career, including an 80-tackle, 10-sack campaign as a senior... Helped Lufkin earn a 7-4 record and a trip to the state playoffs in 2015.

PERSONAL: Bronson Massie was born November 4, 1997, in Lufkin, Texas... Son of Ron Massie and Barbara Jones... Majoring in communication studies.



breontae MATTHEWS **58**
OFFENSIVE LINEMAN
6-5 • 321 • Jr.-RS
 Washington, D.C.
 Fullerton College

A mammoth offensive lineman who used the 2016 season to transition to the Division I level... Vying for playing time along the offensive front in 2017.

2016: Redshirted.

COMMUNITY COLLEGE: Started every game at Fullerton College over the last two seasons under head coach Tim Byrnes... Regarded as one of the top 100 community-college players in the Class of 2016 by both Rivals.com and Scout.com, while ESPN rated him the 16th-best community-college offensive tackle in the nation... Earned First Team All-America honors by the California Community College Football Coaches Association (CCCCA)... A unanimous First Team All-Southern California Football Association (SCFA) Southern All-Conference selection... Did not allow a sack during his sophomore campaign of 2015.

HIGH SCHOOL: A three-year starter at Suitland under head coach Ed Shields... Earned first team all-county honors, while he was invited to play in the Big 33 All-Star Game in addition to the Prince George's County vs. Southern Maryland Athletic Conference (SMAC) Challenge... Helped the Rams earn a 29-4 record over his three years in which he did not allow a sack.

PERSONAL: Breontae Matthews was born April 3, 1995, in Washington, D.C... Son of Marquis Blair and Topaz Matthews... Has four siblings, Markinda, Ahniya, Unique and Martz... First Washington, D.C. native to play for the Wildcats since Kevin Huntley in 2003 and 2004... Majoring in sociology/criminology.



mike McCOY **23**
RUNNING BACK
6-2 • 233 • Fr.-RS
 Topeka, Kan.
 Topeka

A dynamic running back who impressed during his redshirt season... Will use the spring and fall to compete for playing time in the backfield in 2017.

2016: Redshirted.

HIGH SCHOOL: Played at Topeka under head coach Walt Alexander... Rated the fifth-best player in the state of Kansas in the Class of 2016 by Rivals.com, while he checks in at No. 6 according to ESPN... Also viewed as the 27th-best running back nationally by Rivals.com and the best in the state of Kansas by Scout.com... Named to the *USA Today Sports/American Family Insurance* All-USA Kansas team as a senior... A first team all-state selection by the *Topeka Capital-Journal* following his senior campaign in addition to earning honorable mention honors from the *Wichita Eagle*... Also earned honorable mention accolades from both publications as a junior... Rushed for nearly 1,500 yards and 24 touchdowns as a senior en route to All-City Offensive Player of the Year honors... Helped lead the Trojans to an 8-2 record in 2015 and a 7-3 mark in 2014, culminating with trips to the state playoffs both seasons... Named the East team MVP of the 2016 Kansas Shrine Bowl after tying a game record with four rushing touchdowns... Rushed for 89 yards on 13 carries and hauled in three passes for 53 yards in the contest.

PERSONAL: Mike Jerome McCoy was born June 4, 1998, in Muskogee, Oklahoma... Son of Michael Coleman and Shante McCoy... Has two siblings, Memphis and Phynix... Cousin of Stacy McGee, who played defensive line at Oklahoma and just finished his third NFL season with the Oakland Raiders... Plans on majoring in business.



matthew McCRANE **16**
PLACE KICKER
5-10 • 165 • Sr.-3L
 Brownwood, Texas
 Brownwood

CAREER HONORS

- 2015 Honorable Mention All-Big 12 (Coaches)
- 2015 Lou Groza Award Watch List
- 2014 Honorable Mention All-American (*Sports Illustrated*)
- 2014 Freshman All-American (FWAA, *USA Today*, Phil Steele)
- 2014 Honorable Mention All-Big 12 (Coaches)
- 2014 Lou Groza Award Star of the Week (Texas)
- 2014 Big 12 Special Teams Player of the Week (Kansas)
- 2014 Second Team Academic All-Big 12

A two-time All-Big 12 place kicker who has been plagued with injuries over the last two seasons... Looking to end his career on a high note and finish toward the top of several school career kicking categories... Currently ranks first in school history and tied for fourth nationally among active players by making 90.0-percent (36-of-40) of his career field goals... Also ranks in K-State's top-10 in career field goals made (7th; 36), extra points made (7th; 85), extra points attempted (7th; 86) and field goals attempted (8th; 40)... Has 193 career points, three shy of entering the school's top-10 list.

2016: Kicked in eight games, going 11-of-14 on field goals and a perfect 29-of-29 on extra points, the latter tying the school record... Was true on his first two field goals in the season opener at Stanford to set the school record for career consecutive field goals made at 16, bettering Jamie Rheem's mark of 15 in 1999... Recorded a season-best three field goals against both West Virginia and Texas Tech... His effort against the Red Raiders included a season long 42-yarder... Connected on all nine extra-point attempts against Florida Atlantic, tying the school records for single-game extra points made and attempted... Also kicked off 31 times on the year with 11 touchbacks, including a season-high four against Texas Tech on nine kickoffs.

McCRANE'S 2016 GAME-BY-GAME PLACEMENT STATS

Opponent	FGM-A	SEQUENCE	XPM-A
at Stanford	2-3	(30), (30), 42	1-1
FLORIDA ATLANTIC	0-0		9-9
MISSOURI STATE	0-1	42	5-5
at West Virginia	3-4	(37), (31), (22), 43	1-1
TEXAS TECH	3-3	(20), (25), (42)	5-5
at Oklahoma	1-1	(25)	2-2
TEXAS	1-1	(35)	3-3
at Iowa State	1-1	(23)	3-3

() - Denotes field goal made

McCRANE'S 2016 GAME-BY-GAME KICKOFF STATS

Opponent	KO	Yards	Avg	TB
at Stanford	2	93	46.5	0
FLORIDA ATLANTIC	4	254	63.5	2
MISSOURI STATE	2	125	62.5	0
at West Virginia	5	289	57.8	1
TEXAS TECH	9	556	61.8	4
at Oklahoma	4	255	63.8	2
TEXAS	5	299	59.8	2

2015: Connected on all seven field-goal attempts and 15 extra-point attempts en route to Honorable Mention All-Big 12 honors despite missing a portion of the year due to injury... Teamed with Jack Cantele to give K-State the second set of kickers in Big 12 history to earn All-Big 12 honors in the same season (2001 Colorado)... Connected on both field-goal attempts against South Dakota and one apiece against Kansas and West Virginia, including a season-long 40-yarder against the Mountaineers... Made all three field goal attempts in the 2016 AutoZone Liberty Bowl against Arkansas, breaking his own school record for field goals made in a bowl game... Was true on a season-high five extra-point attempts at Kansas, while he also made all four against South Dakota.

McCRANE'S 2015 GAME-BY-GAME STATS

Opponent	FGM-A	SEQUENCE	XPM-A
SOUTH DAKOTA	2-2	(23), (28)	4-4
at UTSA	0-0		1-1
at Kansas	1-1	(33)	5-5
WEST VIRGINIA	1-1	(40)	3-3
vs. Arkansas	3-3	(36), (21), (32)	2-2

() - Denotes field goal made

2014: Served as the primary place kicker over the final 10 games, connecting on 18-of-19 field goals – including all 11 from 30 yards or more – and 41-of-42 extra points en route to Honorable Mention All-America, Freshman All-America and All-Big 12 honors... Led the nation in field-goal percentage at 94.7 percent, while he was 20th nationally and fourth in the Big 12 in field goals per game (1.50)... Shattered the K-State freshman record for points with 94, nearly 40 more than the previous record held by Martin Gramatica (1994)... Season totals ranked second in school history for field goal percentage and tied for fifth in field goals made... Also tied for third in school history in single-season 50-yard field goals... Connected on a 53-yarder against Oklahoma State, the longest by a freshman in school history and the longest by a Wildcat since 2011... Also true on a 52-yard attempt against Kansas as he became the first freshman kicker in school history with two 50-yarders in a year... Made four field goals at West Virginia, which tied for the second most in school history, were the most in the Big 12 and tied for the sixth most nationally in 2014... Earned Lou Groza Star of the Week honors following the Texas game when he made all three field-goal attempts, tying for 10th in school history in single-game field goals made... Named the Big 12 Special Teams Player of the Week following the Kansas game by making both field-goal attempts and all five extra-point attempts... Also made five or more extra points against UTEP (7), Oklahoma State (6) and Texas Tech (5)... A Second Team Academic All-Big 12 honoree.

McCRANE'S 2014 GAME-BY-GAME STATS

Opponent	FGM-A	SEQUENCE	XPM-A
STEPHEN F. AUSTIN	0-0		1-1
AUBURN	0-0		1-1
UTEP	1-1	(25)	7-7
TEXAS TECH	1-1	(27)	5-5
at Oklahoma	1-1	(27)	4-4
TEXAS	3-3	(19), (30), (38)	2-2
OKLAHOMA STATE	2-2	(37), (53)	6-6
at TCU	0-0		2-3
at West Virginia	4-5	(36), (44), (19), 22, (32)	2-2
KANSAS	2-2	(41), (52)	5-5
at Baylor	2-2	(24), (47)	3-3
vs. UCLA	2-2	(47), (29)	3-3

() - Denotes field goal made

2013: Redshirted.

HIGH SCHOOL: Played at Brownwood under head coach Bob Shipley... Connected on 7-of-12 field goals as a senior, including a school-record 52-yarder... Selected to play on Team USA in the 2013 U19 International Bowl.

PERSONAL: Matthew McCrane was born September 8, 1994... Son of Steven and Lori McCrane... Younger sister, Lizzie, also attends K-State... Graduated with a degree in Marketing from Kansas State in May 2016 and is currently pursuing his MBA.

CAREER STATS – FIELD GOALS

Year	FGM-A	Pct.	1-19	20-29	30-39	40-49	50+
2014	18-19	94.7	2-2	5-6	5-5	4-4	2-2
2015	7-7	100.0	0-0	3-3	3-3	1-1	0-0
2016	11-14	78.6	0-0	5-5	5-5	1-4	0-0

TOTAL 36-40 90.0 2-2 13-14 13-13 6-9 2-2
CAREER HIGHS – Field Goals: 4, at West Virginia (11/20/14);
Long: 53, vs. Oklahoma State (11/14/14); **Extra Points:** 9, vs. Florida Atlantic (9/17/16).

CAREER STATS – KICKOFFS

Year	No.	Yards	Avg.	TB
2014	3	121	40.3	0
2015	1	45	45.0	0
2016	31	1,871	60.4	11

TOTAL 35 2,037 58.2 11
CAREER HIGHS – Kickoffs: 9, vs. Texas Tech (10/8/16); **Average:** 63.8, at Oklahoma (10/15/16); **Touchbacks:** 4, vs. Texas Tech (10/8/16).

tyler MITCHELL **62**
OFFENSIVE LINEMAN
6-4 • 307 • So.-1L
 Mathews, Ala.
 Montgomery Academy

CAREER HONORS

- 2016 Second Team Big 12 All-Freshman Team (*Athlon*)

A physical offensive lineman who was a major factor down the stretch run of the 2016 season... Will look to take hold of a start spot at guard again as a sophomore.

2016: Appeared in nine games with six starts, including starting nods in each of the final four contests... Part of a K-State line that helped the Wildcats set the school record for rushing yards per carry (5.27), rank third in school history in total rushing yards (3,013) and rushing yards per game (231.8), and seventh in rushing touchdowns (39)... Helped the Wildcats rank sixth nationally in rushing touchdowns... Earned Big 12 All-Freshman team honors from *Athlon*.

2015: Redshirted.

HIGH SCHOOL: Played at Montgomery Academy under head coach Anthony McCall... Helped lead the Eagles to a 12-1 record and a trip to the quarterfinals of the Alabama 3A playoffs in 2014... Team also reached the state quarterfinals and went 11-2 in 2013... Earned first team all-state honors from the Alabama Sports Writers Association as a senior... An all-area pick in 2013 and by AL.com... Earned the team's most improved offensive player and most valuable lineman awards... Also played baseball.

PERSONAL: Philip Tyler Mitchell was born January 21, 1997, in Mathews, Alabama... Son of Phil and Lauri Mitchell... Majoring in agribusiness.



colby MOORE **19**
DEFENSIVE BACK
6-1 • 200 • Jr.-2L
 Argyle, Texas
 Liberty Christian

An athletic player who transitioned back to defensive back after a year at receiver while continuing to be a vital member of multiple special-teams units.

2016: Saw action in all 13 games, primarily on special teams... Finished fourth on the team with seven special teams tackles – all coming on kickoff coverage... Carded a career-high tying three stops at Iowa State... Earned First Team Academic All-Big 12 honors.

MOORE'S 2016 GAME-BY-GAME STATS

Opponent	KO TKLS	PUNT TKLS	ST TKLS
at Stanford	1	0	1
at Oklahoma	1	0	1
TEXAS	1	0	1
at Iowa State	3	0	3
KANSAS	1	0	1

2015: Played in nine games, tying for second on the team with eight special teams tackles... Tallied four tackles on kickoff coverage and four on punt coverage... Had a season-high three tackles on two occasions, at Texas and at Kansas... Also had tackles at Texas Tech and against West Virginia.

MOORE'S 2015 GAME-BY-GAME STATS

Opponent	KO TKLS	PUNT TKLS	ST TKLS
at Texas	1	2	3
at Texas Tech	1	0	1
at Kansas	2	1	3
WEST VIRGINIA	0	1	1

2014: Redshirted.


HIGH SCHOOL: A starter for Liberty Christian during his senior year under head coach Greg Price... Helped lead the Warriors to a 9-4 record and a trip to the state semifinals during the 2013 campaign as he earned all-district honors... Also prepped at Springtown High where he was named a Texas First Team 3A All-District 6 performer as a junior after leading the Porcupines to a 6-5 record and an appearance in state playoffs... Earned all-county honors as both a sophomore and junior... Also participated in wrestling and track and field.

PERSONAL: Colby Dean Moore was born February 1, 1996, in Hays, Kansas... Son of Mike and Pam Moore... Has one sister, Taylor... Father, Mike, played baseball at TCU... Majoring in mass communications.

CAREER STATS – SPECIAL TEAMS TACKLES

Year	G	KO TKLS	PUNT TKLS	ST TKLS
2015	9	4	4	8
2016	13	7	0	7
TOTAL	22	11	4	15

CAREER HIGHS – Total Tackles: 3, three times; **Solos:** 3, twice.



cre MOORE **23**
DEFENSIVE BACK
6-0 • 184 • Sr.-2L
 Broken Arrow, Okla.
 Broken Arrow

A young defensive back who stepped into the starting nickelback role toward the end of his junior campaign... Will compete for starting nods as a senior in 2017.

2016: Played in seven games, including starts in each of the final three contests... Totaled 11 tackles in the last three games of the season, including a career high five stops with 3.0 tackles for loss at TCU... Also recorded four tackles against Texas A&M in the Texas Bowl... Tallied pass breakups against both the Horned Frogs and Aggies.

MOORE'S 2016 GAME-BY-GAME STATS

Opponent	U-A-T	TFL	SACK	INT	PD	FF/FR
KANSAS	2-0-2	0.0-0	0.0-0	0	0	0/0
at TCU	4-1-5	3.0-6	0.0-0	0	1	0/0
vs. Texas A&M	1-3-4	0.0-0	0.0-0	0	1	0/0

2015: Played in four games – against South Dakota, UTSA, Oklahoma State and Kansas – but did not record any statistics.

2014: Played in five games, seeing time against Stephen F. Austin, UTEP, Oklahoma State, TCU and Kansas, but did not record any statistics.

2013: Redshirted.

HIGH SCHOOL: A three-year starter at Broken Arrow High under head coach Steve Spauital... Named to the Oklahoma Top 11 all-state team as a senior... A 2012 All-Oklahoma 6A selection at cornerback by *The Oklahoman*... Recorded four interceptions and 100 tackles in his final two years... Helped the Tigers earn a runner-up finish in 2011... A standout in track who helped set a school record in the 4x100 relay.

PERSONAL: Cre Ahmani Moore was born June 10, 1995, in Tulsa, Oklahoma... Son of Steve and Mary Moore... Has four siblings... Majoring in computer science.

CAREER STATS – DEFENSE

Year	G/S	UA-AT-TT	TFL-Yds	Sack	INT	PD	F/R
2014	5/0	0-0-0	0.0-0	0.0-0	0	0	0/0
2015	3/0	0-0-0	0.0-0	0.0-0	0	0	0/0
2016	7/3	7-4-11	3.0-6	0.0-0	0	2	0/0
TOTAL	15/3	7-4-11	3.0-6	0.0-0	0	2	0/0

CAREER HIGHS – Tackles: 5, at TCU (12/3/16); **Solos:** 4, at TCU (12/3/16); **TFL:** 3.0, at TCU (12/3/16); **PD:** 1, twice.



reid NAJVAR **67**
OFFENSIVE LINEMAN
6-4 • 295 • Sr.-1L
 Spring, Texas
 Klein Oak

CAREER HONORS

- 2016 Rimington Trophy Spring Watch List
- 2015 Honorable Mention All-Big 12 (Coaches)

A physical lineman who played in two games in both 2014 and 2015 before starting every game at center during his junior campaign... Looks primed to start in the middle again as a senior.

2016: Started all 13 games at center en route to Honorable Mention All-Big 12 accolades from the league's coaches... Spear-headed a line that helped the Wildcats set the school record for rushing yards per carry (5.27), rank third in school history in total rushing yards (3,013) and rushing yards per game (231.8), and seventh in rushing touchdowns (39)... Also helped the Wildcats rank sixth nationally in rushing touchdowns.

2015: Played against South Dakota and Kansas.

2014: Saw action against UTEP and Oklahoma State.

2013: Redshirted.

HIGH SCHOOL: Played at Klein Oak under head coach David Smith... A first team all-district pick as a senior... Named one of the state's top 100 football recruits by the *Houston Chronicle*... Voted a team captain as a senior... A 2012 Preseason First Team All-Greater Houston selection.

PERSONAL: Reid August Najvar (NYE-vuhr) was born July 26, 1994, in Houston, Texas... Son of Don Najvar and LeeAnn Schultz... Has five siblings... Older brother, Jordan, played tight end at Baylor from 2010-13 after redshirting the 2009 season at Stanford... He is currently an Offensive Quality Control coach at Tulsa... Obtained a degree in business management from Kansas State in May 2017.





sean NEWLAN **29**
DEFENSIVE BACK
6-2 • 206 • Sr.-3L
 Prairie View, Kan.
 Phillipsburg

A former walk-on who has played in 39 career games, contributing on special teams while adding depth in the defensive backfield... Will continue special teams support while competing for more playing time at safety.

2016: Saw action in all 13 games and totaled eight tackles, six of which came on kickoff coverage... Recorded a season-high three tackles against Florida Atlantic and two more at West Virginia.

NEWLAN'S 2016 GAME-BY-GAME STATS

Opponent	U-A-T	TFL	SACK	INT	PD	FF/FR
FAU	3-0-3	0.0-0	0.0-0	0	0	0/0
at West Virginia	1-1-2	0.0-0	0.0-0	0	0	0/0
at Iowa State	0-1-1	0.0-0	0.0-0	0	0	0/0
at Baylor	0-1-1	0.0-0	0.0-0	0	0	0/0
KANSAS	1-0-1	0.0-0	0.0-0	0	0	0/0

2015: Played in all 13 games, including starts at safety against Texas, Baylor, Texas Tech and in the 2016 AutoZone Liberty Bowl against Arkansas... Totaled 52 tackles, one tackle for loss and one forced fumble... Had 37 tackles over a four-game stretch against Oklahoma, Texas, Baylor and Texas Tech (9.3 per gm) after entering the Oklahoma contest with 16 total stops in his previous 18 career games (0.9 per gm)... Set a career high with 14 tackles against Oklahoma, which featured his first-career TFL... Also had nine tackles against Baylor and eight at Texas Tech... Forced his first career fumble against Arkansas.

NEWLAN'S 2015 GAME-BY-GAME STATS

Opponent	U-A-T	TFL	SACK	INT	PD	FF/FR
SOUTH DAKOTA	1-0-1	0.0-0	0.0-0	0	0	0/0
at UTSA	2-0-2	0.0-0	0.0-0	0	0	0/0
at Oklahoma St.	1-1-2	0.0-0	0.0-0	0	0	0/0
TCU	5-0-2	0.0-0	0.0-0	0	0	0/0
OKLAHOMA	14-0-14	1.0-1	0.0-0	0	0	0/0
at Texas	6-0-6	0.0-0	0.0-0	0	0	0/0
BAYLOR	9-0-9	0.0-0	0.0-0	0	0	0/0
at Texas Tech	6-2-8	0.0-0	0.0-0	0	0	0/0
at Kansas	0-1-1	0.0-0	0.0-0	0	0	0/0
vs. Arkansas	3-1-4	0.0-0	0.0-0	0	0	1/0

2014: Appeared in all 13 games and recorded six tackles, including five on kickoff coverage... Set a career high with three tackles against UTEP... Also had one stop against Stephen F. Austin, Kansas and Baylor.

2013: Redshirted.

HIGH SCHOOL: A four-year letterwinner at Phillipsburg High under head coach J.B. Covington... Named an honorable mention all-state performer as a junior and senior by VarsityKansas.com and the *Topeka Capital-Journal*... An all-league selection at quarterback, defensive back and punter... Also lettered three years in basketball and track and field... Earned consecutive Kansas 3A State Championships in the 110-meter hurdles... Also won the Kansas 3A crown in the 300-meter hurdles and placed second in the discus in 2012.

PERSONAL: Sean Austin Thomas Newlan was born December 20, 1994, in Norton, Kansas... Son of George and Sue Newlan... Has three sisters, Beth, Emily and Hannah... Obtained a degree in social sciences from Kansas State in May 2017.

CAREER STATS – DEFENSE

Year	G/S	UA-AT-TT	TFL-Yds	Sack	INT	PD	F/R
2014	13/0	5-1-6	0.0-0	0.0-0	0	0	0/0
2015	13/4	48-4-52	1.0-1	0.0-0	0	0	1/0
2016	12/0	5-3-8	0.0-0	0.0-0	0	0	0/0
TOTAL	38/4	58-8-66	1.0-1	0.0-0	0	0	1/0

CAREER HIGHS – Tackles: 14, vs. Oklahoma (10/17/15); **Solos:** 14, vs. Oklahoma (10/17/15); **TFL:** 1.0, 14, vs. Oklahoma (10/17/15).



jordan NOIL **4**
DEFENSIVE BACK
6-2 • 179 • Jr.-SQ
 Duluth, Ga.
 Hutchinson CC

A former community-college transfer who developed as a sophomore in 2016... Will compete for playing time on defense and special teams as a junior.


2016: Did not see any game action.

COMMUNITY COLLEGE: Played his redshirt freshman season for the Blue Dragons under head coach Rion Rhoades... Saw action in 11 games, recording 44 tackles, two tackles for loss, four interceptions and four pass breakups... Carded a season-high 10 tackles against Dodge City CC, while he had seven stops the next week against Coffeyville... Returned one of his interceptions 13 yards at Highland... Also returned five punts on the year for 34 yards.

2014 (at Appalachian State): Signed with Appalachian State out of high school and redshirted the 2014 season for the Mountaineers as a wide receiver.

HIGH SCHOOL: Played for the Norcross under head coach Keith Maloof... Rated as one of the top 20 safeties in the state of Georgia in the Class of 2014 by Scout.com... Earned Second Team Georgia 7-AAAAA All-Region accolades as a senior... Totaled 103 tackles, two tackles for loss, 10 interceptions, 20 passes defended and three fumble recoveries over his final two high school campaigns... Also recorded 267 interception-return yards... Returned an interception 26 yards for a touchdown as a senior... Helped lead Norcross to a 29-2 overall record and back-to-back Georgia Class AAAAA state championships in 2012 and 2013... The Blue Devils finished ranked No. 16 nationally following his junior season in 2012, when he earned all-county accolades.

PERSONAL: Jordan Djevan Noil was born April 20, 1995... Son of Melissa Ivey and James Noil... Majoring in kinesiology.



aj PARKER **12**
DEFENSIVE BACK
5-11 • 166 • Fr.-RS
 Bartlesville, Okla.
 Bartlesville

A young defensive back who developed throughout the 2016 season... Will compete for playing time as a redshirt freshman.

2016: Redshirted.

HIGH SCHOOL: A three-year starter at Bartlesville under head coach John McKee... Named to the *USA Today Sports/American Family Insurance All-USA Oklahoma* team as a defensive back following his senior campaign in addition to earning all-state honors from *The Oklahoman*, *Tulsa World* and Oklahoma Coaches Association (OCA)... Also picked honorable mention all-state accolades as a junior in 2014... Helped lead the Bruins to a 10-2 record

and a trip to the semifinals of the Oklahoma Class 6A-II state playoffs in 2015... Played wide receiver on offense as he hauled in 65 passes for 1,253 yards and 17 touchdowns over his junior and senior seasons... Selected to play in the Oklahoma Coaches Association All-State football game in July... Also a three-year starter in basketball, earning all-area honors, and participated in track and field, placing third in the state meet in the high jump as a sophomore and junior.

PERSONAL: Arlando Dwayne Parker, Jr., was born February 15, 1998, in Bartlesville, Oklahoma... Son of Arlando and Teresa Parker... Has one sister, Trinity... Majoring in kinesiology.



da'quan PATTON **5**
LINEBACKER
6-2 • 220 • Jr.-TR
 Cedar Park, Texas
 Trinity Valley CC

A dynamic linebacker who was a community-college All-American in 2016... Will complete for immediate playing time in 2017.

COMMUNITY COLLEGE: Played two seasons at Trinity Valley under head coach Brad Smiley... Rated the fifth best community-college outside linebacker in the nation in the Class of 2017 by ESPN, while he is regarded as the 13th best community-college prospect in the state of Texas by 247Sports... Capped his career by earning Second Team National Junior College Athletic Association (NJCAA) All-America honors as a sophomore in 2016 in addition to Southwest Junior College Football Conference (SWJCFC) Co-Defensive Player of the Year and first team all-conference accolades... Recorded 89 tackles, 6.0 tackles for loss, 2.5 sacks and one interception as a sophomore... Carded four double-digit tackle games, including a career-high 11 stops with a sack at Northeastern Oklahoma A&M... Also had 10 tackles and a sack against Navarro College and another 10 stops, a career-high 2.5 TFLs and an interception at Tyler Junior College... Totaled 123 tackles, 10.0 TFLs and 2.5 sacks in his career, helping his teams compile an 18-4 overall record, a pair of league titles and a C.H.A.M.P.S. Heart of Texas Bowl victory in 2016.

HIGH SCHOOL: Lettered three years at Vista Ridge under head coach Vincent Rooney... Recorded second team all-state honors as a senior in 2014 from the Texas Associated Press Sports Writers, while he was named the District 25-5A Defensive MVP... Also tallied all-district honors as a sophomore and junior... Tallied 157 career tackles, 13.0 tackles for loss, 3.5 sacks, one interception, five forced fumbles, four fumble recoveries and two blocked kicks... Helped the Rangers earn an 8-3 record as a senior in 2014 by totaling 100 tackles, 11.0 TFLs and 3.0 sacks... Collected 75 tackles and three picks as a junior, while he had 28 stops as a sophomore.

PERSONAL: Da'Quan (pronounced DAY-quan) Ryland Patton was born February 4, 1997, in Topeka, Kansas... Son of Ronnie Patton and Tamara Brown... Majoring in sociology/criminology.



ray PRICE **95**
DEFENSIVE TACKLE
 6-2 • 295 • Sr.-1L
 Long Beach, Calif.
 Cerritos College

A big, physical defensive tackle who added depth at the interior of the defensive line in 2016... Will compete for a bigger role as a senior.

2016: Played in six games and collected two tackles, including a 12-yard sack in his first-career game against Florida Atlantic.

PRICE'S 2016 GAME-BY-GAME STATS

Opponent	U-A-T	TFL	SACK	INT	PD	FF/FR
FAU	1-0-1	1.0-12	1.0-12	0	0	0/0
at Baylor	1-0-1	0.0-0	0.0-0	0	0	0/0

COMMUNITY COLLEGE: Played two seasons at Cerritos College under head coach Frank Mazzotta... Recorded 65 tackles, 19.5 tackles for loss and 13.5 sacks in his two-year career, spanning 20 games... Had an outstanding sophomore year as he was named the National Division Northern Conference Defensive Player of the Year and earned First Team All-California Region III honors after carding 49 tackles, 15.5 tackles for loss and 10.5 sacks... Had at least a half sack in a five-game stretch, culminating with a 3.5-sack performance against El Camino... Ended his season strong by recording at least six tackles in three of his last four games, including seven-tackle games against Moorpark and Long Beach City... Also forced three fumbles in 2015, including two against Moorpark... Helped lead the Falcons to a National Division Northern Conference championship and berth into the Southern California Regional Playoffs... Had a season-high three tackles as a freshman in 2014 against Fullerton, College of the Canyons and Santa Barbara, as the Falcons won the Golden State Bowl... Played with current Wildcat defensive back D.J. Reed... Redshirted the 2013 season.

HIGH SCHOOL: Played at Long Beach Poly High under head coach Raul Lara... Earned all-league honors as a junior as he helped Long Beach Poly earn a 10-2 record and a league championship... Played in the 605 All-Star Game following his senior year... Also participated in wrestling.

PERSONAL: Raymon Price was born September 13, 1994, in Los Angeles, California... Son of Shune Price and Monica Schlicht... Has a twin sister, Raquel, and three other siblings, Sabre, Dominic and Brendon... Cousin, Ejuan Price, was a defensive lineman at Pittsburgh... Majoring in sociology/criminology.

CAREER STATS – DEFENSE

Year	G/S	UA-AT-TT	TFL-Yds	Sack	INT	PD	F/R
2016	6/0	2-0-2	1.0-12	1.0-12	0	0	0/0
TOTAL	6/0	2-0-2	1.0-12	1.0-12	0	0	0/0

CAREER HIGHS – Tackles: 1, twice; **Solos:** 1, twice; **TFL:** 1.0, vs. Florida Atlantic (9/17/16); **Sacks:** 1.0, vs. Florida Atlantic (9/17/16).




byron PRINGLE **9**
WIDE RECEIVER
 6-2 • 205 • Jr.-1L
 Tampa, Fla.
 Butler CC

CAREER HONORS

- 2016 First Team All-Big 12 [kr] (Coaches)
- 2016 Honorable Mention All-Big 12 [wr] (Coaches)
- 2016 Big 12 Special Teams Player of the Week (MSU, TTU)
- 2016 All-Big 12 Underclassmen Team [kr] (ESPN.com)

A dynamic player who started every game in 2016 at wide receiver in addition to handling a majority of the kickoff-return duties... Will continue to improve in both disciplines as a junior... Enters 2017 ranked third in school history in career kickoff-return average, while his is 187 yards shy of entering the top-10 list for career kickoff-return yards and 363 receiving yards away from becoming the school's 30th career 1,000-yard receiver.

2016: Started all 13 games at receiver, leading the team with 631 yards and four touchdowns on 39 catches... Returned 23 kickoffs for 659 yards and one touchdown as he earned First Team All-Big 12 honors as a kick returner from the league's coaches... It marked the 11th-straight year a Wildcat returner has earned all-conference accolades, including the sixth time in the last eight years a K-State returner has been named to the first team... Also picked up honorable mention accolades as a receiver... Led the Big 12 and ranked seventh nationally with a 28.7-yard in kickoff return average, a mark that ranked ninth in school history, while he tied for eighth in the nation in kickoff-return touchdowns... Finished fifth in K-State history in total kickoff-return yards... Ranked ninth in the Big 12 in all-purpose yards game (104.9), including a 116.1-yard mark in league games to finish fourth... Recorded a 99-yard kickoff-return touchdown against Texas Tech, marking K-State's nation leading 12th-straight season with a kickoff-return score... Totaled 159 kickoff-return yards against the Red Raiders, the second most in the Big 12 in 2016, as he earned Big 12 Special Teams Player of the Week accolades... Became the Wildcats' first community-college transfer to total at least 600 receiving yards in his first fall at K-State under head coach Bill Snyder... Tied for third in school history in touchdown receptions among sophomores... Ended year with consecutive 100-yard receiving games – totaling 126 yards at TCU and 107 against Texas A&M in the Texas Bowl – to record the 18th double 100-yard receiving performance

in school history... His effort against the Horned Frogs featured an 83-yard touchdown reception – the eighth-longest pass play in school history (since 1969) – while he had a 79-yard scoring strike against the Aggies – the second-longest pass play in K-State bowl history and tied for 12th overall... Teamed with Jesse Ertz (170 rushing yards) and Justin Silmon (133 yards) at TCU to give K-State two 100-yard rushers and a 100-yard receiver in the same game since 2003 (vs. California)... Recorded his first-career touchdown reception against Missouri State, a game he also had a 43-yard punt return and 35-yard kickoff return en route to Big 12 Special Teams Player of the Week honors... Earned a spot on the ESPN.com All-Big 12 Underclassmen team.

PRINGLE'S 2016 GAME-BY-GAME RECEIVING STATS

Opponent	Rec	Yards	TD	Long
at Stanford	1	14	0	14
FLORIDA ATLANTIC	1	36	0	36
MISSOURI STATE	2	30	1	19
at West Virginia	4	61	0	19
TEXAS TECH	2	26	0	16
at Oklahoma	3	43	0	26
TEXAS	4	42	1	14
at Iowa State	2	14	0	13
OKLAHOMA STATE	1	9	0	9
at Baylor	5	46	0	19
KANSAS	5	77	0	18
at TCU	6	126	1	83
vs. Texas A&M	3	107	1	79

PRINGLE'S 2016 GAME-BY-GAME KICKOFF RETURN STATS

Opponent	Ret	Yards	TD	Long
at Stanford	2	45	0	26
MISSOURI STATE	1	35	0	35
at West Virginia	3	101	0	58
TEXAS TECH	4	159	1	99
at Oklahoma	4	102	0	59
TEXAS	2	46	0	31
at Iowa State	2	29	0	18
OKLAHOMA STATE	5	142	0	38

PRINGLE'S 2016 GAME-BY-GAME PUNT RETURN STATS

Opponent	Ret	Yards	TD	Long
at Stanford	1	5	0	5
FLORIDA ATLANTIC	3	4	0	4
MISSOURI STATE	1	43	0	43
at Iowa State	1	0	0	0
KANSAS	1	18	0	18
at TCU	1	-8	0	0

COMMUNITY COLLEGE: Played one season at Butler Community College under head coach Tim Schaffner... Rated the 44th best community-college prospect – including the No. 9 wide receiver – by ESPN... Also regarded as one of the top 100 community-college prospects in the Class of 2016 by Rivals.com and Scout.com... Accumulated 28 receptions for 432 yards (15.4 yds/catch) and nine touchdowns en route to Second Team All-Kansas Jayhawk Community College Conference (KJCCC) honors... His touchdown total was tied for 11th nationally... Recorded a season-long 72-yard touchdown against Iowa Central, while he also had six receptions for 76 yards and two touchdowns two weeks later at Coffeyville... Ended his Butler career on a high note by catching four passes – including three touchdown receptions – and totaling 100 yards at Ellsworth... Also excelled in kick returns, averaging 44.3 yards on three returns, featuring a 93-yard touchdown return against Iowa Central... Helped the Grizzlies win the KJCCC and finish fifth in the final National Junior College Athletic Association (NJCAA) poll with a 9-2 record.

HIGH SCHOOL: Played for Robinson under head coach Mike DePue... Was a Second Team Class 5A All-Florida selection while also earning First Team All-Hillsborough County honors after catching 25 passes for 391 yards and seven touchdowns... Also rushed for 162 yards on 13 carries and had two scores, while he recorded four interceptions and three fumble recoveries on defense... Returned 11 punts for 204 yards (18.5-yard average) and had 394 yards on 11 kickoff returns (35.8 yards per return) while scoring four touchdowns... His return total included a 99-yard touchdown while he had a 95-yard interception return for a score in playoff loss to Tampa Jesuit in the regional semifinals... Voted the player of the game at the inaugural Blue-Gray National High School Classic as he had six catches for 104 yards, 75 kickoff-return yards and 10 rushing yards (189 all-purpose) in the game played at Raymond James Stadium... Also participated in Hillsborough County All-Star Game.

PERSONAL: Byron Pringle was born November 17, 1993, in Tampa, Florida... Son of Patty Freeman... Has one son, Bryson... Majoring in sociology/criminology.

CAREER STATS – RECEIVING

Year	G/S	Rec	Yds	Avg.	TD	Long
2016	13/13	39	631	16.2	4	83
TOTAL	13/13	39	631	16.2	4	83

CAREER HIGHS – Catches: 6, at TCU (12/3/16); **Yards:** 126, at TCU (12/3/16); **TD:** 1, four times; **Long Catch:** 83, at TCU (12/3/16).

CAREER STATS – KICKOFF RETURNS

Year	G	Ret	Yds	Avg.	TD	Long
2016	13	23	659	28.7	1	99
TOTAL	13	23	659	28.7	1	99

CAREER HIGHS – Returns: 5, vs. Oklahoma State (11/5/16); **Yards:** 159, vs. Texas Tech (10/8/16); **TD:** 1, vs. Texas Tech (10/8/16); **Long Return:** 99, vs. Texas Tech (10/8/16).

CAREER STATS – PUNT RETURNS

Year	G	Ret	Yds	Avg.	TD	Long
2016	13	8	62	7.8	0	43
TOTAL	13	8	62	7.8	0	43

CAREER HIGHS – Returns: 3, vs. Florida Atlantic (9/17/16); **Yards:** 43, vs. Missouri State (9/24/16); **Long Return:** 43, vs. Missouri State (9/24/16).



CAREER HONORS

- 2016 Big 12 Defensive Newcomer of the Year (Coaches)
- 2016 First Team All-Big 12 (Coaches)
- 2016 Second Team All-Big 12 (Associated Press)
- 2016 Big 12 Newcomer of the Week (Texas Tech)
- 2016 All-Big 12 Underclassmen Team (ESPN.com)

A former community-college prospect who had a stellar first year at both defensive back and as a kick returner in 2016... Will continue to lock down one of the cornerback positions while battling for kickoff-return duties.

2016: Played in all 13 games with 12 starts, tying for second on the team with 75 tackles to go along with three interceptions and a Big 12-leading 19 passes defended en route to Big 12 Defensive Newcomer of the Year accolades from the league's coaches and ESPN.com... Also a First Team All-Big 12 pick from the coaches and a second-team selection by the Associated Press... Became the first Wildcat first-year defensive back to earn First Team All-Big 12 honors since Nigel Malone in 2011... Tied for third in school history and fifth nationally during the 2016 season in passes defended... Tied for team-high honors with three interceptions, a mark that tied for seventh in the Big 12... Returned one of his interceptions 35 yards for a touchdown against Texas Tech to earn Big 12 Newcomer of the Week honors... Collected a season-best four pass breakups at Baylor and came back with three the next week against Kansas... Also had two breakups against Texas... Recorded a season-best 14 tackles at Iowa State, while he had nine at TCU and eight against Texas A&M in the Texas Bowl... Returned kickoffs over the final four contests, averaging 28.3 yards on nine attempts, including a season-long return of 76 yards at Baylor... Totaled 80 return yards against Texas A&M, the fifth-most in K-State bowl history... Named to ESPN.com's All-Big 12 Underclassmen team.

REED'S 2016 GAME-BY-GAME DEFENSIVE STATS

Opponent	U-A-T	TFL	SACK	INT	PD	FF/FR
FAU	3-0-3	0-0-0	0-0-0	1	2	0/0
MISSOURI STATE	1-0-1	0-0-0	0-0-0	0	1	0/0
at West Virginia	5-0-5	0-0-0	0-0-0	0	1	0/0
TEXAS TECH	7-0-7	0-0-0	0-0-0	1	2	0/0
at Oklahoma	4-1-5	0-0-0	0-0-0	0	0	1/0
TEXAS	4-0-4	0-0-0	0-0-0	0	2	0/0
at Iowa State	11-3-14	0-0-0	0-0-0	0	1	0/0
OKLAHOMA ST.	7-0-7	0-0-0	0-0-0	1	2	0/0
at Baylor	4-3-7	0-5-1	0-0-0	0	4	0/0
KANSAS	5-0-5	0-0-0	0-0-0	0	3	1/0
at TCU	5-3-8	0-0-0	0-0-0	0	0	0/0
vs. Texas A&M	6-3-9	0-0-0	0-0-0	0	1	0/0


REED'S 2016 GAME-BY-GAME KICKOFF RETURN STATS

Opponent	Ret	Yards	TD	Long
at Baylor	2	84	0	76
KANSAS	1	21	0	21
at TCU	3	70	0	30
vs. Texas A&M	3	80	0	31

COMMUNITY COLLEGE: Played in 11 games in 2015 at Cerritos College under head coach Frank Mazzotta... Totaled 42 tackles, three pass breakups and two interceptions on the year... Carded a season-high eight tackles at Orange Coast and backed that up with seven stops against Fullerton... Recorded first interception against El Camino, while he finished his year with a 74-yard interception return touchdown against Long Beach City... Helped lead the Falcons to a National Division Northern Conference championship and berth into the Southern California Regional Playoffs... Played with current Wildcat defensive tackle Ray Price.

2014 (at Fresno State): Redshirted the 2014 season at Fresno State under head coach Tim DeRuyter.

HIGH SCHOOL: Played at Independence under head coach Sean McKeown... Earned all-league honors for two-straight years... Totaled six interceptions and five forced fumbles, while he amassed 1,150 total yards and 13 touchdowns on offense... Became first person in school history to earn team MVP honors in both football and basketball.



PERSONAL: D.J. Reed was born November 11, 1996, in Bakersfield, California... Son of Linda Reed... Has two siblings, Florence and Tyson.. A history major.

CAREER STATS – DEFENSE

Year	G/S	UA-AT-TT	TFL-Yds	Sack	INT	PD	F/R
2016	13/12	62-13-75	0.5-1	0.0-0	3	19	2/0
TOTAL	12/11	62-13-75	0.5-1	0.0-0	3	19	2/0

CAREER HIGHS – Tackles: 14, at Iowa State (10/29/16); **Solos:** 11, at Iowa State (10/29/16); **TFL:** 0.5, at Baylor (11/19/16); **INT:** 1, three times; **PD:** 4, at Baylor (11/19/16).

CAREER STATS – KICKOFF RETURNS

Year	G	Ret	Yds	Avg.	TD	Long
2016	13	9	255	28.3	0	76
TOTAL	12	9	255	28.3	0	76

CAREER HIGHS – Returns: 3, twice; **Yards:** 84, at Baylor (11/19/16); **Long Return:** 76, at Baylor (11/19/16).



c.j. REESE **94**
DEFENSIVE END
6-1 • 260 • Jr.-1L
 San Antonio, Texas
 James Madison

A tough defender who saw his first-career action as a sophomore... Will compete for playing time along the defensive front in 2017.

2016: Played in seven games, including six of the final eight regular-season contests... Recorded his first-career tackle against Florida Atlantic, while he knocked down a pass against Kansas.

REESE'S 2016 GAME-BY-GAME DEFENSIVE STATS

Opponent	U-A-T	TFL	SACK	INT	PD	FF/FR
FAU	1-0-1	0.0-0	0.0-0	0	0	0/0
KANSAS	0-0-0	0.0-0	0.0-0	0	1	0/0

2015: Did not see any game action.

2014: Redshirted.

HIGH SCHOOL: A three-year letterwinner at James Madison under head coach Jim Streety... Helped lead the Mavericks to a combined 31-13 record over his three-year prep career with state semifinal appearances during his sophomore and senior campaigns... Earned Second Team All-District 26-5A honors as both a junior and senior... Rated the nation's 44th-best defensive tackle by Scout.com... Selected to play in the San Antonio Sports All-Star Football Game held at the Alamodome.

PERSONAL: C.J. Reese was born May 26, 1996, in Bethesda, Maryland... Son of Charlotte Ramos... Has one brother, Caleb... Majoring in sociology/criminology.

CAREER STATS – DEFENSE

Year	G/S	UA-AT-TT	TFL-Yds	Sack	INT	PD	F/R
2016	7/0	1-0-1	0.0-0	0.0-0	0	1	0/0
TOTAL	7/0	1-0-1	0.0-0	0.0-0	0	1	0/0

CAREER HIGHS – Tackles: 1, vs. Florida Atlantic (9/17/16); **Solos:** 1, vs. Florida Atlantic (9/17/16); **PD:** 1, vs. Kansas (11/26/16).



d.j. RENDER **6**
WIDE RECEIVER
5-10 • 176 • Fr.-RS
 Kennesaw, Ga.
 North Cobb

An athletic receiver who used a redshirt season to develop and gain strength... Will compete for a spot in the playing rotation.

2016: Redshirted.

HIGH SCHOOL: Played at North Cobb under head coach Shane Queen... Recorded 52 receptions for 520 yards and seven touchdowns as a senior in 2015 en route to all-county honors and multiple offensive player of the week accolades... Helped lead the Warriors to consecutive state playoff appearances as a junior and senior... Also played basketball, leading team to the state playoffs, and competed in the long jump.

PERSONAL: Darrel Joseph Render was born March 25, 1998, in Riverdale, Georgia... Son of Darrel and Jolene Render... Plans on majoring in journalism with the hopes of becoming a sports commentator.



zach REUTER **15**
WIDE RECEIVER
6-3 • 197 • Jr.-2L
 Columbia, Mo.
 Rock Bridge

CAREER HONORS

- 2016 First Team Academic All-Big 12

A talented wide receiver who has contributed on offense and special teams each of the last two seasons... Will look for increase production during his junior campaign.

2016: Saw action in 13 games, catching two passes for 22 yards – a career-long tying 12-yarder at Oklahoma and one that went for 10 yards at Baylor... A First Team Academic All-Big 12 performer who was one of only seven players – including two from K-State – to be nominated with a perfect 4.0 GPA.

REUTER'S 2016 GAME-BY-GAME STATS

Opponent	Rec	Yards	TD	Long
at Oklahoma	1	12	0	12
at Baylor	1	10	0	10

2015: Played in 11 games, including a start in the 2016 AutoZone Liberty Bowl against Arkansas... Caught six passes for 47 yards... Had season highs in catches (3), yards (27) and long catch (12) against the Razorbacks... Also hauled in a nine-yard reception against TCU and a 10-yard catch at Texas Tech.

REUTER'S 2015 GAME-BY-GAME STATS

Opponent	Rec	Yards	TD	Long
TCU	1	9	0	9
at Texas Tech	1	10	0	10
at Kansas	1	1	0	1
vs. Arkansas	3	27	0	12

HIGH SCHOOL: Played for Rock Bridge under head coach A.J. Ofodile... A unanimous first team all-state selection by the Missouri Football Coaches Association (MFCA), while the organization named him to the all-district team... Also selected to the *USA Today*/American Family Insurance All-USA Missouri Team... Named the *Columbia Daily Tribune*'s Offensive Player of the Year after hauling in 81 catches for 1,545 yards and 24 touchdowns...

His receiving yardage ranked sixth in state history while he finished two touchdowns shy of tying the state record... Totaled 140 receptions in his two-year varsity career and broke school career records for yards (2,317) and touchdowns (33)... Named all-district as a junior... Also competed in basketball.

PERSONAL: Zachary Cale Reuter (ROY-ter) was born March 14, 1996, in Columbia, Missouri... Son of Nate and Kathy Reuter... Has two siblings, Corey and Logan... Older brother, Corey, signed to play football at Missouri S&T (formerly Missouri-Rolla) in 2012... A biochemistry major.

CAREER STATS – RECEIVING

Year	G/S	Rec	Yds	Avg.	TD	Long
2015	11/1	6	47	7.8	0	12
2016	13/0	2	22	11.0	0	12
TOTAL	24/1	8	69	8.6	0	12

CAREER HIGHS – Catches: 3, vs. Arkansas (1/2/16); **Yards:** 27, vs. Arkansas (1/2/16); **Long Catch:** 12, twice.




jordan ROBERTSON **50**
DEFENSIVE TACKLE
 6-3 • 256 • Fr.-RS
 Dallas, Texas
 Bishop Dunne

A young defensive tackle who developed during the 2016 season... Will compete for playing time as a redshirt freshman.

2016: Redshirted.

HIGH SCHOOL: Played at Bishop Dunne under head coach Michael Johnson... Rated the 85th-best defensive tackle in the Class of 2016 by ESPN... Named a Second Team Texas Association of Private and Parochial Schools (TAPPS) All-State defensive lineman and first team all-district performer... Named to *Dave Campbell's Texas Football* Super Team as a senior... Helped the Falcons earn a 12-1 record both his junior and senior seasons, including the 2014 campaign when Bishop Dunne won the state championship.

PERSONAL: Jordan Elijah Robertson was born August 4, 1998, in Houston, Texas... Son of Damion and Shondra Robertson... Plans on majoring in criminology with the plans of going into law enforcement.



ian RUDZIK **55**
LINEBACKER
 6-1 • 229 • Fr.-RS
 Ulysses, Kan.
 Ulysses

A tough, physical linebacker who will compete for time in the playing rotation in addition to special teams work.

2016: Redshirted.

HIGH SCHOOL: Lettered all four seasons at Ulysses under head coach Jason Kenny... Rated the eighth-best player in the state of Kansas in the Class of 2016 by Rivals.com... A three-time all-state performer by the *Topeka Capital-Journal*, including first-team accolades as a junior and senior... Named the *Hutchinson News* Defensive Player of the Year... Also earned first team all-state honors as a junior and senior from the *Wichita Eagle*, the final year being named one of the top 11 players in the state... Picked up all-area accolades all four years... Helped lead the Tigers to three-straight trips to the Class 4A state playoffs... A four-year starter at running back who rushed for 7,164 yards and 91 touchdowns over his career, including 2,061 yards and 26 scores as a junior... Also recorded 26 rushing touchdowns as a sophomore and 24 as a senior... Totaled 253 tackles in his career from his linebacker position, including 100-tackle campaigns in 2014 (100) and 2015 (103)... Had 10.0 sacks over his prep career, including 7.0 as a senior... Named the West team MVP of the 2016 Kansas Shrine Bowl after rushing for 22 yards on two carries, catching a touchdown pass for 23 yards and recording four tackles... Played with 2017 K-State signee Harrison Creed.

PERSONAL: Ian G Rudzik was born March 31, 1997, in Johnson, Kansas... Son of Chance and Kenya Rudzik... Has three siblings, Kavan, Chase and Zach Bessette... Father, Chance, played football at Pittsburg State, while his uncle, Chad, played at North Texas... Majoring in kinesiology.



dalton RISNER **71**
OFFENSIVE LINEMAN
 6-5 • 300 • Jr.-2L
 Wiggins, Colo.
 Wiggins

2015: A 13-game starter at center who earned First Team Freshman All-America honors from Campus Insiders and second-team honors from *Athlon* and Scout... Helped K-State rank second nationally in red zone offense (94.5-percent) and 18th in passing yards per completion (14.12)... Also helped the Wildcats rush for 29 touchdowns, which was just one shy of entering the school's top-10 list... Blocked for six rushing touchdowns against TCU, which was tied for the fourth-most in school history... Picked up Second Team Academic All-Big 12 accolades.

2014: Redshirted.

HIGH SCHOOL: Played for Wiggins High under head coach and father Mitch Risner... Named one of the *Denver Post's* top-25 players in the state during the 2013 season and was an all-state selection by the organization in 2012... Also named an all-state player by Root Sports in 2012 and 2013... Rated the nation's sixth-best center and the fifth-best player in the state by Rivals.com, while he was the nation's seventh-best center according to ESPN... Selected to play in the Offense-Defense All-American Bowl and the U-19 International Bowl between Team USA and Canada Football... Also placed fifth in the state in shot put in 2012 and participated in basketball.

PERSONAL: Dalton William Risner was born July 13, 1995, in Branson, Missouri... Son of Mitch and Melinda Risner... Has four siblings, Austin, Taylor, Kaeson and Shelden... Kaeson is a freshman tight end for the Wildcats, while Taylor was a defensive back at Northern Colorado... Majoring in communication studies.

CAREER HONORS

- 2016 First Team All-Big 12 (Coaches)
- 2016 Second Team All-Big 12 (Associated Press)
- 2016 All-Big 12 Underclassmen Team (ESPN.com)
- 2016 First Team Academic All-Big 12
- 2016 Rimington Trophy Watch List
- 2015 First Team Freshman All-American (Campus Insiders)
- 2015 Second Team Freshman All-American (*Athlon*, Scout)
- 2015 Second Team Academic All-Big 12

A hard-nosed player who started every game at center in 2015 before switching to right tackle as a sophomore... Will continue to be a pillar along the offensive line again in 2017... A two-time team captain.

2016: Started all 13 games at right tackle, earning First Team All-Big 12 honors from the league's coaches and second-team accolades from the Associated Press... Helped lead an offensive line that paved the way for a school record 5.27-yard per carry average, while they ranked third in school history in total rushing yards (3,013) and rushing yards per game (231.8), and seventh in rushing touchdowns (39)... Also helped the Wildcats rank sixth nationally in rushing touchdowns... Named to ESPN.com's All-Big 12 Underclassmen team... A preseason candidate for the Rimington Trophy prior to switching to right tackle... A First Team Academic All-Big 12 performer... Voted a team captain for the 2016 season.



alec RUTH **73**
OFFENSIVE LINEMAN
 6-7 • 300 • Jr.-SQ
 Highlands Ranch, Colo.
 Valor Christian

An athletic offensive lineman who has developed over the last three years in the program... Will compete for playing time along the offensive front and on special teams in 2017.

2016: Appeared in two games, seeing time against Florida Atlantic and Kansas.

2015: Did not see any game action.

2014: Redshirted.

HIGH SCHOOL: Lettered four years at Valor Christian, including his senior year under head coach Rod Sherman... Named one of the *Denver Post's* top-25 players in the state during the 2013 season and ranked 30th nationally among offensive tackles by ESPN... Helped Valor Christian win the Colorado 5A State Championship all four years... Also competed in basketball, wrestling and track and field, while he was an academic all-state student.

PERSONAL: Alec Phillip Ruth was born December 12, 1995, in Littleton, Colorado... Son of Larry and Anne Ruth... Has one sibling, Jace... Majoring in computer science.



drew SCOTT **43**
LONG SNAPPER
 6-2 • 215 • Sr.-1L
 Cedar Rapids, Iowa
 Xavier

CAREER HONORS

- 2016 Second Team Academic All-Big 12

A former walk-on long snapper who has played in 18 career games, including every contest his junior year... Should take hold of primary snapping duties again in 2017.

2016: Connecting on all 127 snaps during the course of the 13-game season... Talled his first-career tackle on punt coverage at TCU... Earned Second Team Academic All-Big 12 honors.

2015: Played in the season opener against South Dakota.

2014: Appeared in four games, serving as the primary long snapper for a majority of the first three contests... Also played against West Virginia.

2013: Redshirted.

HIGH SCHOOL: Prepped at Xavier High under head coach Duane Schulte... Successfully connected on all 67 snaps over the course of his junior and senior seasons... Received a five-star rating at Kohl's Longsnapping Camp prior to his senior year... Helped the Saints to a 14-1 record and a 4A runner-up finish in 2012... Also competed two years in basketball and four years in baseball.

PERSONAL: Andrew Patrick Scott was born March 12, 1995, in Cedar Rapids, Iowa... Son of Andrew and Sue Scott... Has three siblings, Shane, Jack and Abby... Obtained a degree in entrepreneurship from Kansas State in May 2017.



duke SHELLEY **8**
DEFENSIVE BACK
 5-9 • 178 • Jr.-2L
 Tucker, Ga.
 Tucker

CAREER HONORS

- 2016 Bronko Nagurski Trophy Watch List

A dynamic, young defensive back who has played a prominent role on defense during his first two years in the program... Will look to retain his starting spot at cornerback and improve production as a junior in 2017.

2016: Played in 11 games with 10 starts, totaling 48 tackles, three interceptions and four pass breakups... Ranked seventh in the Big 12 in interceptions, while he was fourth in conference-only games as all three picks came against Big 12 foes... Talled a 29-yard pick-six against Oklahoma State... Had an interception the week prior at Iowa State in addition to one at Oklahoma... Set a career high with nine tackles against Texas Tech, while he had eight at Baylor and seven — including a tackle for loss — against Florida Atlantic... Recorded a breakup on a deep pass into the end zone against Texas A&M in the Texas Bowl... On the preseason watch list for the Bronko Nagurski Trophy.

SHELLEY'S 2016 GAME-BY-GAME STATS

Opponent	U-A-T	TFL	SACK	INT	PD	FF/FR
at Stanford	2-3-5	0.0-0	0.0-0	0	0	0/0
FAU	7-0-7	1.0-1	0.0-0	0	0	0/0
at West Virginia	3-1-4	0.0-0	0.0-0	0	1	0/0
TEXAS TECH	9-0-9	0.0-0	0.0-0	0	1	0/0
at Oklahoma	3-2-5	0.0-0	0.0-0	1	1	0/0
TEXAS	2-0-2	0.0-0	0.0-0	0	0	0/0
at Iowa State	3-2-5	0.0-0	0.0-0	1	2	0/0
OKLAHOMA ST.	3-0-3	0.0-0	0.0-0	1	1	0/0
at Baylor	8-0-8	0.0-0	0.0-0	0	0	0/0
vs. Texas A&M	0-0-0	0.0-0	0.0-0	0	1	0/0

2015: Played in each of the final eight regular-season games, starting each contest... Became the first K-State true freshman to start at cornerback since 2006... Totaled 28 tackles — all solo stops — with 1.0 tackle for loss, seven pass breakups and a forced fumble... His seven breakups were the most by a Wildcat freshman since Jerametrious Butler in 1998... Had four passes defensed against West Virginia, the most nationally by a freshman during the 2015 season and the most by a Wildcat freshman since at least 1990... Set a career high with seven tackles at Texas Tech, while he had six tackles and his first two pass breakups against Oklahoma.

SHELLEY'S 2015 GAME-BY-GAME STATS

Opponent	U-A-T	TFL	SACK	INT	PD	FF/FR
TCU	1-0-1	0.0-0	0.0-0	0	0	0/0
OKLAHOMA	6-0-6	0.0-0	0.0-0	0	2	0/0
at Texas	2-0-2	1.0-3	0.0-0	0	0	0/0
BAYLOR	5-0-5	0.0-0	0.0-0	0	1	0/0
at Texas Tech	7-0-7	0.0-0	0.0-0	0	0	0/0
IOWA STATE	3-0-3	0.0-0	0.0-0	0	0	0/1
at Kansas	3-0-3	0.0-0	0.0-0	0	0	0/0
WEST VIRGINIA	1-0-1	0.0-0	0.0-0	0	4	0/0

HIGH SCHOOL: A three-year letterwinner at Tucker under head coach Bryan Lamar... Helped lead the Tigers to a 10-3 record and an appearance in the state playoffs... Viewed as the 22nd-best cornerback nationally by Rivals.com and ranked 33rd by ESPN... Also named one of the top 250 recruits in the class of 2015 by Rivals... An honorable mention all-state selection by the *Atlanta Journal-Constitution* in 2014... Named to the Georgia High School Association (GHSA) All-Region 2-AAAAAA... Recorded two interceptions and scored three touchdowns on special teams returns

as a senior... Also had six interceptions as a junior... Invited to play in the Florida vs. Georgia High School All-Star Game... Prepped with fellow Wildcat defenders Justin Hughes and Elijah Sullivan.

PERSONAL: YaQuis Bertron Shelley was born October 8, 1996, in DeKalb, Georgia... Son of YaQuis and Cameika Shelley... Has four siblings, Jeremiah, Blessings, Justin and Jessica... Majoring in communication studies.

CAREER STATS — DEFENSE

Year	G/S	UA-AT-TT	TFL-Yds	Sack	INT	PD	F/R
2015	8/8	28-0-28	1.0-3	0.0-0	0	7	0/1
2016	11/10	40-8-48	1.0-1	0.0-0	3	7	0/0
TOTAL	19/18	68-8-76	2.0-4	0.0-0	3	14	0/1

CAREER HIGHS — Tackles: 9, vs. Texas Tech (10/8/16); **Solos:** 9, vs. Texas Tech (10/8/16); **TFL:** 1.0, twice; **INT:** 1, three times; **PD:** 4, vs. West Virginia (12/5/15).



justin SILMON **32**
RUNNING BACK
 5-10 • 195 • Jr.-2L
 Tulsa, Okla.
 Union

A tough, physical runner who has produced during his first two seasons on the field... Will compete for starting duties in the backfield as a junior... A former walk-on who earned a scholarship after the 2015 season.

2016: Saw action in 12 games, including his first-career start at West Virginia... Rushed for 464 yards and three touchdowns on 86 carries... Ended the regular season on a high note with 133 yards and two touchdowns at TCU, both career highs... Teamed with Jesse Ertz (170 yards) to produce the Wildcats' first double 100-yard game since 2012, while it was tied for the third-most combined yards in a double 100-yard game in school history... Also combined with Ertz and wide receiver Byron Pringle (126 yards) to give the Wildcats their first game with two 100-yard rushers and a 100-yard receiver since 2003 (vs. California)... Carried 10 times for 77 yards — including a career-long rush of 36 yards — against Texas A&M in the Texas Bowl... Rushed for another touchdown against Iowa State.

SILMON'S 2016 GAME-BY-GAME RUSHING STATS

Opponent	Rush	Yards	TD	Long
at Stanford	7	26	0	9
FAU	3	18	0	13
MISSOURI STATE	3	19	0	12
at West Virginia	4	0	0	6
at Oklahoma	6	35	0	15
TEXAS	11	58	0	25
at Iowa State	9	54	1	12
OKLAHOMA STATE	5	29	0	24
at Baylor	4	11	0	5
KANSAS	2	4	0	6
at TCU	22	133	2	35
vs. Texas A&M	10	77	0	36

SILMON'S 2016 GAME-BY-GAME RECEIVING STATS

Opponent	Rec	Yards	TD	Long
OKLAHOMA STATE	1	2	0	2

2015: Played in all 13 games, finishing third on the team with 355 yards on 78 carries with two touchdowns... His 355 rushing yards were the second most in school history among freshmen and featured a 119-yard game against Louisiana Tech, the fourth most in a game in school history by a freshman... His effort against the Bulldogs was the first 100-yard game by a K-State running back since the 2013 regular-season finale... Had 50-yard games against South Dakota (51) and at Oklahoma State (50)... Collected rushing touchdowns at UTSA and Oklahoma State.

SILMON'S 2015 GAME-BY-GAME RUSHING STATS

Opponent	Rush	Yards	TD	Long
SOUTH DAKOTA	6	51	0	18
at UTSA	6	40	1	14
LOUISIANA TECH	24	119	0	25
at Oklahoma State	15	50	1	8
TCU	6	22	0	10
OKLAHOMA	3	3	0	4
at Texas	2	-2	0	3
BAYLOR	2	28	0	19
at Texas Tech	1	14	0	14
IOWA STATE	3	5	0	3
at Kansas	6	18	0	17
WEST VIRGINIA	3	5	0	3
vs. Arkansas	1	2	0	2

SILMON'S 2015 GAME-BY-GAME RECEIVING STATS

Opponent	Rec	Yards	TD	Long
LOUISIANA TECH	1	3	0	3

2014: Redshirted.

HIGH SCHOOL: Prepped at Union under head coach Kirk Friedrich... Helped Redskins obtain a 12-2 record and a state runner-up finish in 2013 as he earned all-district honors... Had a great junior year when he rushed 156 times for 1,149 yards and 15 touchdowns... Also hauled in 13 receptions for 229 yards and another two scores.

PERSONAL: Justin Ja'Rel Silmon was born August 4, 1995, in Tulsa, Oklahoma... Son of Calvin Keith Silmon and Carol Jones... Has two full brothers, Chase and Calvin, and four half siblings, Brandon Keith, Retzel and Latoya... Majoring in family studies and human services.

CAREER STATS – RUSHING

Year	G/S	Rush	Yds	Avg.	TD	Long
2015	13/0	78	355	4.6	2	25
2016	12/1	86	464	5.4	3	36
TOTAL	25/1	164	819	5.0	5	36

CAREER HIGHS – Rushes: 24, vs. Louisiana Tech (9/19/15); **Yards:** 133, at TCU (12/3/16); **TD:** 2, at TCU (12/3/16); **Long Rush:** 36, vs. Texas A&M (12/28/16).

CAREER STATS – RECEIVING

Year	G/S	Rec	Yds	Avg.	TD	Long
2015	13/0	1	3	3.0	0	3
2016	12/1	1	2	2.0	0	2
TOTAL	25/1	2	5	2.5	0	3

CAREER HIGHS – Catches: 1, twice; **Yards:** 3, vs. Louisiana Tech (9/19/15); **Long Catch:** 3, vs. Louisiana Tech (9/19/15).



sam
SIZELOVE **41**
LINEBACKER
6-3 • 230 • Jr.-2L
Argyle, Texas
Argyle

A hard-working player who has seen action on both special teams and as a reserve linebacker during his first two years.

2016: Saw action in all 13 games and totaled seven tackles, including five on special teams... Tallied a season-best three stops at TCU.

SIZELOVE'S 2016 GAME-BY-GAME STATS

Opponent	U-A-T	TFL	SACK	INT	PD	FF/FR
FAU	1-0-1	0.0-0	0.0-0	0	0	0/0
MISSOURI STATE	1-0-1	0.0-0	0.0-0	0	0	0/0
at West Virginia	1-0-1	0.0-0	0.0-0	0	0	0/0
at TCU	2-1-3	0.0-0	0.0-0	0	0	0/0

2015: Played in all 13 games, totaling 15 tackles, a half tackle for loss, a forced fumble and a fumble recovery... Recorded a season-high eight tackles against Oklahoma... Forced a fumble on kickoff coverage against Louisiana Tech... Blocked a punt at Kansas, which was recovered by the Wildcats in the end zone for a touchdown... Also recovered a fumble against the Jayhawks.

SIZELOVE'S 2015 GAME-BY-GAME STATS

Opponent	U-A-T	TFL	SACK	INT	PD	FF/FR
at UTSA	1-0-1	0.0-0	0.0-0	0	0	0/0
LOUISIANA TECH	2-0-2	0.0-0	0.0-0	0	0	1/0
at Oklahoma St.	1-2-3	0.0-0	0.0-0	0	0	0/0
TCU	1-0-1	0.0-0	0.0-0	0	0	0/0
OKLAHOMA	6-2-8	0.5-0	0.5-0	0	0	0/0
at Kansas	0-0-0	0.0-0	0.0-0	0	0	0/1

2014: Redshirted... Earned team's Overachiever Award as top freshman in strength and conditioning.

HIGH SCHOOL: Played for Argyle under head coach Todd Rodgers... Named the District 10-3A Defensive MVP, while he was a two-time honorable mention all-state pick by the Texas Associated Press Sports Editors... Viewed as the 25th-best inside linebacker in the nation by Scout.com and ranked No. 29 Rivals.com... Also ranked 88th on Rivals' Texas Top-100 list... Helped the Eagles win the 2013 Texas 3A State Championship.

PERSONAL: Samuel Creson Sizelove was born June 18, 1995, in Denton, Texas... Son of Mike and Denise Sizelove... Has four siblings... Older brother, Jake, was a four-year linebacker at Tulsa... Majoring in industrial engineering.

CAREER STATS – DEFENSE

Year	G/S	UA-AT-TT	TFL-Yds	Sack	INT	PD	F/R
2015	13/0	12-3-15	0.5-0	0.0-0	0	0	1/1
2016	13/0	5-2-7	0.0-0	0.0-0	0	0	0/0
TOTAL	26/0	17-5-22	0.5-0	0.0-0	0	0	1/1

CAREER HIGHS – Tackles: 8, vs. Oklahoma (10/17/15); **Solos:** 6, vs. Oklahoma (10/17/15); **TFL:** 0.5, vs. Oklahoma (10/17/15).



carlos
STRICKLAND II **21**
WIDE RECEIVER
6-4 • 212 • So.-SQ
Dallas, Texas
Univ. of California

A highly-touted prospect out of high school in 2015 who transferred to K-State prior to the 2016 season... Will compete for playing time in the receiver rotation as a sophomore.

2016: Sat out the 2016 season due to NCAA transfer rules.

2015 (at California): Redshirted the 2015 season under head coach Sonny Dykes.

HIGH SCHOOL: Lettered four years and was a three-year starter at Skyline under head coach Reginald Samples... Regarded as one of the top 150 overall players in the Class of 2015, including a No. 101 ranking by Scout and a No. 132 ranking by Rivals... Rated the 12th-best wide receiver nationally in the Class of 2015 by Rivals and No. 14 by Scout... Hauled in 84 catches for 1,770 yards and 27 touchdowns during his career, helping the Raiders combine for a 51-6 overall record, an undefeated 28-0 mark in District/Region games and reached the Texas Division I state semifinals during his freshman (2011) and senior (2014) seasons... Named a Semper Fi All-American while earning Lone Star Elite and Texas Sports Writers Association (TSWA) All-State honors as a senior in 2014 when he registered 41 receptions for 896 yards and 15 touchdown while adding three rushes for 46 yards and one touchdown... Skyline finished the season as one of the nation's top teams at 14-1 overall and reached the Texas 6A Division I state finals... Caught 33 passes for 719 yards and a team-high-tying 10 touchdown grabs as a junior in 2013... Named to the All-District 9-5A team as both a junior and senior.

PERSONAL: Carlos Lashun Strickland was born October 11, 1996, in Dallas, Texas... Son of Carlos Sr. and Barbara Strickland... Has one sister, Carly... Majoring in sociology.



elijah
SULLIVAN **3**
LINEBACKER
6-0 • 220 • So.-1L
Tucker, Ga.
Tucker

An athletic and physical player who added special teams support during his redshirt freshman campaign... Will compete for playing time at both linebacker and on special teams in 2017.

2016: Saw action in 11 games, totaling four tackles on kickoff coverage... Carded a season-high two tackles against Texas Tech, while he had one against Missouri State and at Baylor.

SULLIVAN'S 2016 GAME-BY-GAME STATS

Opponent	KO TKLS	PUNT TKLS	ST TKLS
MISSOURI STATE	1	0	1
TEXAS TECH	2	0	2
at Baylor	1	0	1

2015: Redshirted.

HIGH SCHOOL: Played at Tucker under head coach Bryan Lamar... Helped lead the Tigers to a 10-3 record and an appearance in the state playoffs... Viewed as the 26th-best outside linebacker nationally by Scout.com and ranked 28th by Rivals.com... Also regarded as the eighth-best outside linebacker in the southern region by Scout.com... An honorable mention all-state selection and All-DeKalb County pick by the *Atlanta Journal-Constitution*

in 2014... Named to the Georgia High School Association (GHSA) All-Region 2-AAAAA... Prepped with fellow Wildcat defenders Justin Hughes and Duke Shelley.

PERSONAL: Elijah Sullivan was born May 13, 1997... Majoring in communication studies.

CAREER STATS – SPECIAL TEAMS TACKLES

Year	G	KO TKLS	PUNT TKLS	ST TKLS
2016	11	4	0	4
TOTAL	11	4	0	4

CAREER HIGHS – Total Tackles: 2, vs. Texas Tech (10/8/16); **Solos:** 2, vs. Texas Tech (10/8/16).



trent TANKING **58**
LINEBACKER
6-2 • 225 • Sr.-3L
 Holton, Kan.
 Holton

CAREER HONORS

- 2014 and 2016 First Team Academic All-Big 12

A former walk-on linebacker who has been a major factor on multiple special teams units during his career while earning increased playing time on defense... Will compete for a starting spot at linebacker while continuing his special teams work... Voted a team captain for the 2017 season.

2016: Played in all 13 games as he led the team with 12 special teams tackles, including nine on kickoff coverage... His 12 tackles on special teams were the most since Jonathan Truman also had 12 in 2012... Pressed into duties at linebacker for a majority of the TCU game, setting a career high with five tackles and intercepting a pass near the goal line on the final play of the game... Totaled four tackles against Florida Atlantic and collected another three more at Iowa State... A First Team Academic All-Big 12 honoree.

TANKING'S 2016 GAME-BY-GAME STATS

Opponent	U-A-T	TFL	SACK	INT	PD	FF/FR
at Stanford	1-1-2	0.0-0	0.0-0	0	0	0/0
FAU	3-1-4	0.0-0	0.0-0	0	0	0/0
MISSOURI STATE	1-0-1	0.0-0	0.0-0	0	0	0/0
TEXAS TECH	2-0-2	0.0-0	0.0-0	0	0	0/0
at Oklahoma	0-1-1	0.0-0	0.0-0	0	0	0/0
at Iowa State	1-2-3	0.0-0	0.0-0	0	0	0/0
KANSAS	0-1-1	0.0-0	0.0-0	0	0	0/0
at TCU	5-0-5	0.0-0	0.0-0	1	1	0/0

2015: Saw time in eight contests, totaling seven special teams tackles... Had five stops on kickoff coverage and two on punts... Tied his career high with two tackles against both West Virginia and in the 2016 AutoZone Liberty Bowl against Arkansas... Also had tackles against South Dakota, UTSA and Iowa State.

TANKING'S 2015 GAME-BY-GAME STATS

Opponent	U-A-T	TFL	SACK	INT	PD	FF/FR
SOUTH DAKOTA	1-0-1	0.0-0	0.0-0	0	0	0/0
at UTSA	0-1-1	0.0-0	0.0-0	0	0	0/0
IOWA STATE	1-0-1	0.0-0	0.0-0	0	0	0/0
WEST VIRGINIA	2-0-2	0.0-0	0.0-0	0	0	0/0
vs. Arkansas	1-1-2	0.0-0	0.0-0	0	0	0/0

2014: Played in all 13 games, recording nine tackles... Ranked fifth on the team with seven special teams tackles, all coming on kickoff coverage... Carded a career-high two tackles – both coming behind the line of scrimmage – against Oklahoma State.

TANKING'S 2014 GAME-BY-GAME STATS

Opponent	U-A-T	TFL	SACK	INT	PD	FF/FR
at Iowa State	1-0-1	0.0-0	0.0-0	0	0	0/0
TEXAS TECH	1-0-1	0.0-0	0.0-0	0	0	0/0
at Oklahoma	0-1-1	0.0-0	0.0-0	0	0	0/0
OKLAHOMA ST.	2-0-2	2.0-3	0.0-0	0	0	0/0
at TCU	1-0-1	0.0-0	0.0-0	0	0	0/0
at West Virginia	1-0-1	0.0-0	0.0-0	0	0	0/0
at Baylor	1-0-1	0.0-0	0.0-0	0	0	0/0
vs. UCLA	0-1-1	0.0-0	0.0-0	0	0	0/0

2013: Redshirted.

HIGH SCHOOL: Played at Holton High under head coach Brooks Barta, a former Kansas State linebacker... Named the Kansas 4A Defensive Player of the Year and to the *Topeka Capital-Journal* and *Wichita Eagle* Top-11 teams... Led the Wildcats to a 2012 Kansas 4A State Championship... A First Team All-Kansas 4A performer at linebacker as a senior by the *Topeka Capital-Journal* and *Wichita Eagle*... Chosen to play in the 2013 Kansas Shrine Bowl... Named an all-league performer at linebacker as a sophomore, junior and senior... An honorable-mention All-Kansas 4A pick at linebacker in 2010 and 2011... A three-time all-county selection at linebacker... Helped Holton earn three-consecutive league titles... Also a three-year letterman for the Wildcat basketball team... An all-league and all-county pick at guard as a junior... Earned a 4.0 GPA as he graduated Summa Cum Laude and was also a FBLA Regional Champion.

PERSONAL: Trenton Andrew Tanking was born November 19, 1994, in Topeka, Kansas... Son of Andrew and Karla Tanking... Has three siblings, Trey, Shay and Saydee... Majoring in industrial engineering.

CAREER STATS – DEFENSE

Year	G/S	UA-AT-TT	TFL-Yds	Sack	INT	PD	F/R
2014	13/0	7-2-9	2.0-3	0.0-0	0	0	0/0
2015	8/0	5-2-7	0.0-0	0.0-0	0	0	0/0
2016	13/0	13-6-19	0.0-0	0.0-0	1	2	0/0
TOTAL	34/0	25-10-35	2.0-3	0.0-0	1	2	0/0

CAREER HIGHS – Tackles: 5, at TCU (12/3/16); **Solos:** 5, at TCU (12/3/16); **TFL:** 2.0, vs. Oklahoma State (11/1/14); **INT:** 1, at TCU (12/3/16); **PD:** 1, twice.




skylar THOMPSON **10**
QUARTERBACK
6-2 • 209 • Fr.-RS
 Independence, Mo.
 Fort Osage

One of the top dual-threat quarterbacks in the Class of 2016 who shined on scout team during his redshirt season... Will compete for playing time as a redshirt freshman.

2016: Redshirted... A co-winner of the team's Red Raider Award as the top contributor on scout team.

HIGH SCHOOL: A three-year starter at Fort Osage under head coach Ryan Schartz... Regarded as one of the top 250 players in the Class of 2016 by Rivals.com, while the website also rated him the seventh best dual-threat quarterback in the nation and the No. 2 prospect in the state of Missouri... Also ranked as the 32nd best dual-threat quarterback by ESPN and the 65th-best quarterback overall by Scout.com... Named the 2015 Missouri Gatorade Player of the Year and Simone Award winner as the most outstanding football player in the Kansas City metro area... Was a finalist for the award in 2014, while he is a two-time member of the All-Simone team... Also a two-time first team all-state selection by the Missouri Football Coaches Association... Selected to the *USA Today Sports*/American Family Insurance All-USA Missouri Team as a senior, while the organization selected him as the offensive player of the year... Led the Indians to a 13-1 record and the Missouri Class 5 state championship in 2015 as he threw for 2,112 yards and 25 touchdowns with just three interceptions on 138-of-204 passing (67.7 percent)... Also rushed for 1,092 yards and 19 touchdowns on 188 carries... Set a state championship game record in the Indians' 63-28 win over Chaminade as he accounted for 455 yards of total offense, completing 13-of-15 passes for 253 yards and four touchdowns while rushing for 202 yards and three scores... Threw for 2,385 yards and 24 touchdowns to just six interceptions as a junior in 2014 while rushing for 461 yards and nine touchdowns... Also played basketball, earning second team all-state honors as a sophomore.

PERSONAL: Skylar John Thompson was born June 4, 1997, in Palmyra, Missouri... Son of Brad, the late Tereasa Thompson and stepmother Kathy Thompson... Has two brothers, Anthony and Eric, and one sister, Ashley... Majoring in business administration.



dayton VALENTINE **88**
TIGHT END
 6-4 • 270 • Jr.-2L
 Baldwin City, Kan.
 Baldwin

CAREER HONORS

- 2016 Honorable Mention All-Big 12 (Coaches)
- 2015-16 First Team Academic All-Big 12

A physical player who was a significant contributor to K-State's run blocking in 2016... Will look to retain his starting duties at tight end as a junior... Voted a team captain for the 2017 season.

2016: Started all 13 games at tight end en route to Honorable Mention All-Big 12 honors from the league's coaches... Caught two passes for eight yards but made his biggest mark in run blocking as he helped K-State set the school record for rushing yards per carry (5.27), rank third in school history in total rushing yards (3,013) and rushing yards per game (231.8), and seventh in rushing touchdowns (39)... Helped block for an offense that ranked sixth nationally in rushing touchdowns... A First Team Academic All-Big 12 honoree.


VALENTINE'S 2016 GAME-BY-GAME STATS

Opponent	Rec	Yards	TD	Long
at Stanford	1	6	0	6
MISSOURI STATE	1	2	0	2

2015: Played 11 games with starts against Texas, Texas Tech and Iowa State... Recorded a pair of tackles on punt coverage.

2014: Redshirted.

HIGH SCHOOL: Played at Baldwin High under head coach Mike Berg... Helped the Bulldogs earn a 7-4 record during his senior season of 2012 and advance to the second round of the state playoffs... Named a first team all-state defensive end by the *Topeka Capital-Journal*... Picked up honorable mention all-state accolades from *Wichita Eagle*... Selected to play in the 2013 Kansas Shrine Bowl... A star in track and field as he won the Kansas 4A State Championship in discus and shot put as a junior.




PERSONAL: Dayton Lee Valentine was born in March 25, 1995, in Lawrence, Kansas... Son of the late Jeff Valentine and Marilee Valentine... Has one sister, Corey... Obtained a degree in kinesiology from Kansas State in December 2016 and is working toward another degree in aeronautical technology.

CAREER STATS – RECEIVING

Year	G/S	Rec	Yds	Avg.	TD	Long
2015	11/3	0	0	0.0	0	0
2016	13/13	2	8	4.0	0	6
TOTAL	24/16	2	8	4.0	0	6

CAREER HIGHS – Catches: 1, twice; **Yards:** 6, at Stanford (9/2/16); **Long Catch:** 6, at Stanford (9/2/16).



reggie WALKER **51**
DEFENSIVE END
 6-2 • 242 • So.-1L
 Ponchatoula, La.
 Ponchatoula

CAREER HONORS


- 2016 First Team Freshman All-American (Campus Insiders)
- 2016 Freshman All-American (FWAA)
- 2016 Big 12 Defensive Freshman of the Year (Coaches)
- 2016 All-Big 12 Underclassmen Team (ESPN.com)
- 2016 First Team Big 12 All-Freshman Team (*Athlon*)

An athletic defensive end who shined as a redshirt freshman... Should keep ahold of his starting spot while increasing production in 2017.

2016: Played in all 13 games with 11 starts, collecting 11.5 tackles for loss and 6.5 sacks to earn Big 12 Defensive Freshman of the Year accolades from the league's coaches and ESPN.com in addition to Freshman All-America honors from the Football Writers Association of America and Campus Insiders... Became the first Wildcat since 2000 to earn the Big 12's top defensive freshman honor... Finished seventh in the Big 12 in sacks and eighth in TFLs but was tops among freshmen in both categories... Ranked fourth nationally among freshmen in sacks... Finished second in school history in sacks and TFLs among freshmen... Had a stellar end to the season, totaling 5.5 TFLs and 3.5 sacks over the final four games, which included a career-best 2.0 sacks at TCU... Carded TFLs in six of his final nine games, including a career-high 2.5 at both Baylor at TCU... Also had 2.0 TFLs against Texas Tech... Set a career best with six tackles against Oklahoma, while he had five against Stanford and Texas A&M... Also forced three fumbles on the year in addition to two fumble recoveries and two passes defensed... Tied for second nationally among freshmen in forced fumbles, while he was tied for 30th overall and tied for third in the Big 12... Also the Big 12's top freshman in fumble recoveries... Named to ESPN.com's All-Big 12 Underclassmen and *Athlon*'s Big 12 All-Freshman teams.

WALKER'S 2016 GAME-BY-GAME STATS

Opponent	U-A-T	TFL	SACK	INT	PD	FF/FR
at Stanford	4-1-5	1.0-1	0.0-0	0	0	0/0
FAU	2-0-2	1.0-6	1.0-6	0	1	1/0
MISSOURI STATE	1-0-1	0.0-0	0.0-0	0	0	0/0
at West Virginia	2-0-2	0.0-0	0.0-0	0	0	1/0
TEXAS TECH	3-0-3	2.0-15	1.0-12	0	1	0/0
at Oklahoma	4-2-6	0.0-0	0.0-0	0	0	0/0
TEXAS	3-0-3	1.0-9	1.0-9	0	0	0/0
at Iowa State	3-1-4	1.0-1	0.0-0	0	0	0/0
OKLAHOMA ST.	1-0-1	0.0-0	0.0-0	0	0	0/0
at Baylor	2-1-3	2.5-10	1.5-3	0	0	1/1
at TCU	2-2-4	2.5-13	2.0-11	0	0	0/0
vs. Texas A&M	2-3-5	0.5-2	0.0-0	0	0	0/1



2015: Redshirted.

HIGH SCHOOL: Played at Ponchatoula under head coach Hank Tierney... Helped the Green Wave earn an 11-2 record and a trip to the Louisiana Class 5A State playoffs... Rated the 35th-best outside linebacker nationally by Rivals.com and ranks 53rd by ESPN... Recorded 57 tackles, including 10 sacks, as a senior in 2014... An all-state player who was a two-time all-district performer and district MVP as a senior... Also competed in basketball and baseball.

PERSONAL: Reginald Ngozi Walker was born April 22, 1996, in Hammond, Louisiana... Son of Terry Walker and the late Robert Walker, Sr... Has two siblings, including a brother, Robert, who played football at Mississippi State... Majoring in sociology/criminology.

CAREER STATS – DEFENSE

Year	G/S	UA-AT-TT	TFL-Yds	Sack	INT	PD	F/R
2016	13/11	29-10-39	11.5-57	6.5-41	0	2	3/2
TOTAL	13/11	20-10-39	11.5-57	6.5-41	0	2	3/2

CAREER HIGHS – Tackles: 6, at Oklahoma (10/15/16); **Solos:** 4, twice; **TFL:** 2.5, twice; **Sacks:** 2.0, at TCU (12/3/16); **PD:** 1, twice.



nick WALSH **14**
PUNTER
 5-11 • 207 • Sr.-3L
 Lyndon, Kan.
 Lyndon

CAREER HONORS

- 2016 Third Team All-Big 12 (Phil Steele)
- 2015-16 Ray Guy Award Candidate
- 2016 Burlsworth Trophy Candidate
- 2015 Honorable Mention All-Big 12 (Coaches)
- 2014 Second Team Academic All-Big 12

A former walk-on who has been the primary punter over the last three seasons... Will look to end his career on a high note in 2017 and finish highly on several of K-State's career punting charts... Enters the 2017 season ranked sixth in school history in career punting average (41.88), while he is seventh yards (6,700) and attempts (160).

2016: Punted 49 times for a career-best 42.8-yard average with 16 punts landing inside the opponent 20-yard line... Ranked sixth in school history, second in the Big 12 and 32nd nationally in average... Tallied a career-high four games with a 45-yard or better average, including a career-best 50.3-yard average against Texas

Tech... Boomed a pair of 50-plus yard punts against the Red Raiders — including a season long 58-yarder — and Florida Atlantic... Had multiple punts land inside the opponent 20-yard line on six occasions, including a season-best three against Kansas... Earned All-Big 12 honors from Phil Steele, while he was a candidate for the Ray Guy Award and Burlsworth Trophy.

WALSH'S 2016 GAME-BY-GAME STATS


Opponent	Punts	Yards	Avg.	Lg	50+	i20
at Stanford	3	146	48.7	51	1	1
FLORIDA ATLANTIC	4	179	44.0	54	2	2
MISSOURI STATE	2	69	34.5	39	0	0
at West Virginia	5	207	41.4	50	1	0
TEXAS TECH	3	151	50.3	58	2	0
at Oklahoma	5	214	42.8	49	0	1
TEXAS	3	99	33.0	35	0	1
at Iowa State	1	49	49.0	49	0	0
OKLAHOMA STATE	5	226	45.2	56	1	2
at Baylor	4	168	42.0	51	1	2
KANSAS	4	166	41.5	48	0	3
at TCU	6	255	42.5	49	0	2
vs. Texas A&M	4	170	42.5	49	0	2

2015: Served as the primary punter throughout the entire season, averaging 41.6 yards per punt with 10 traveling 50 or more yards and 15 landing inside the 20-yard line on his way to Honorable Mention All-Big 12 accolades... Finished third in the Big 12 in average, which was given a boost over the final three games when he averaged 42.6 yards on 17 punts... Recorded a career long 63-yard punt against TCU, longest by a Wildcat in two years... Punted 11 times against West Virginia, one shy of the single-game school record... Had a season-high four punts land inside the 20-yard line at Texas Tech, while he had three apiece against TCU and Oklahoma... Had a season-best 47.5-yard average on six attempts against Oklahoma State... Also made touchdown-saving tackles against Louisiana Tech and Iowa State... A preseason candidate for the Ray Guy Award as the nation's top punter.

WALSH'S 2015 GAME-BY-GAME STATS

Opponent	Punts	Yards	Avg.	Lg	50+	i20
SOUTH DAKOTA	4	179	44.8	53	1	1
at UTSA	4	147	36.8	40	0	0
LOUISIANA TECH	4	151	37.8	55	1	0
at Oklahoma State	6	285	47.5	53	1	0
TCU	5	218	43.6	63	1	3
OKLAHOMA	7	276	39.4	52	1	3
at Texas	7	283	40.4	58	1	1
BAYLOR	3	107	35.7	45	0	0
at Texas Tech	7	302	43.1	51	1	4
IOWA STATE	3	116	38.7	46	0	0
at Kansas	2	85	42.5	43	0	0
WEST VIRGINIA	11	466	42.4	62	2	2
vs. Arkansas	4	173	43.2	52	1	1

2014: Saw time in 12 games, becoming the primary punter during the second game of the year... Averaged 41.3 yards on 44 punts with nine traveling 50 yards or longer and 15 landing inside the 20-yard line... Recorded a career-best 49.2-yard average on four punts against UCLA in the Alamo Bowl, including two that traveled at least 50 yards... Also had two 50-yard punts at Iowa State... Had five punts land inside the 20-yard line at TCU... Earned Second Team Academic All-Big 12 accolades.



nick WALSH

WALSH'S 2014 GAME-BY-GAME STATS

Opponent	Punts	Yards	Avg.	Lg	50+	i20
at Iowa State	4	186	46.5	52	2	0
AUBURN	3	136	45.3	56	1	2
UTEP	2	89	44.5	48	0	0
TEXAS TECH	2	70	35.0	43	0	1
at Oklahoma	5	194	38.8	51	1	2
TEXAS	4	164	41.0	52	1	1
OKLAHOMA STATE	3	110	36.7	40	0	1
at TCU	9	341	37.9	55	1	5
at West Virginia	4	167	41.8	45	0	1
KANSAS	1	32	32.0	32	0	0
at Baylor	3	130	43.3	59	1	1
vs. UCLA	4	197	49.2	54	2	1

2013: Redshirted.

HIGH SCHOOL: Lettered at Lyndon High under head coach Rod Stallbaumer... Led team to a league championship and a state playoff appearance... Picked up all-state honors from the Wichita Eagle and the Kansas Football Coaches Association (KFBCA) as a punter after averaging 42.6 yards in 2010 and 38.1 yards in 2011... Named an all-state running back by the Topeka Capital-Journal and KFBCA after rushing for 1,330 yards and 21 touchdowns... Participated in the 2012 Kansas Shrine Bowl... Also lettered in basketball, baseball and golf, earning first team all-state honors in basketball and baseball while placing in the top 20 at the state golf tournament as both a freshman and sophomore.

PERSONAL: Nickolas Kaden Walsh was born April 29, 1994, in Emporia, Kansas... Son of Patrick and Janet Walsh... Has three siblings, Alex, Joe and Sydney... Obtained a degree in finance from Kansas State in May 2017.

CAREER STATS — PUNTING

Year	G	No.	Yds	Avg.	Long	In 20
2014	12	44	1,816	41.3	59	15
2015	13	67	2,788	41.6	63	15
2016	13	49	2,096	42.8	58	16
TOTAL	38	160	6,700	41.9	63	46

CAREER HIGHS — Punts: 11, vs. West Virginia (12/5/15); **Average:** 50.3, vs. Texas Tech (10/8/16); **Long:** 63, vs. TCU (10/10/15); **50-Plus:** 2, five times; **Inside 20:** 5, at TCU (11/8/14).

dalvin WARMACK 3
RUNNING BACK
 5-8 • 187 • Jr.-2L
 Blue Springs, Mo.
 Blue Springs

CAREER HONORS

- 2015 Second Team Academic All-Big 12

A shifty and elusive player who has shown flashes over the past two seasons... Will battle for starting duties at running back in 2017.

2016: Logged time in 11 games, rushing 41 times for 211 yards... Set a new career high with 90 yards against Florida Atlantic, including a career long 43-yarder on his second rush of the game... Tallied 43 yards, featured by a 36-yarder, against Kansas... Caught two passes for 16 yards on the year, including a 13-yarder at Stanford.

WARMACK'S 2016 GAME-BY-GAME RUSHING STATS

Opponent	Rush	Yards	TD	Long
at Stanford	1	7	0	7
FAU	8	90	0	43
MISSOURI STATE	2	-1	0	5
at West Virginia	8	35	0	18
TEXAS TECH	8	21	0	8
at Oklahoma	1	4	0	4
TEXAS	1	-2	0	0
OKLAHOMA STATE	3	8	0	6
KANSAS	5	43	0	36
at TCU	3	3	0	2
vs. Texas A&M	1	3	0	3

WARMACK'S 2016 GAME-BY-GAME RECEIVING STATS

Opponent	Rec	Yards	TD	Long
at Stanford	1	13	0	13
MISSOURI STATE	1	3	0	3

2015: Saw action in nine games, rushing for 64 yards on 12 carries, including a career-high 40 yards at UTSA that featured a career-long run of 22 yards... Also rushed for 16 yards on four attempts at Kansas and eight yards on two carries against Arkansas in the 2016 AutoZone Liberty Bowl... Caught two passes for 27 yards against the Razorbacks... Served some time on special teams, returning two kickoffs for a 17.0-yard average... Earned Second Team Academic All-Big 12 accolades.

WARMACK'S 2015 GAME-BY-GAME RUSHING STATS

Opponent	Rush	Yards	TD	Long
at UTSA	5	40	0	22
at Kansas	4	16	0	8
WEST VIRGINIA	1	0	0	0
vs. Arkansas	2	8	0	8

WARMACK'S 2015 GAME-BY-GAME RECEIVING STATS

Opponent	Rec	Yards	TD	Long
vs. Arkansas	2	27	0	16

2014: Redshirted... Earned Kansas State's Red Raider Award as the top contributor on the scout squad.

HIGH SCHOOL: Prepped at Blue Springs under head coach Kelly Donohoe... A two-time Simone Award winner as the top prep football player in the Kansas City metro area... Is the only two-time recipient of the award in its 32-year history, while he became only the second junior to win the award following the 2012 season... Earned Missouri Class 6 Offensive Player of the Year honors by the Missouri Football Coaches Association (MFCA) in 2013 and was the Missouri Gatorade Player of the Year as both a junior and senior... Named a first team all-state player by the MFCA and

the Missouri media in both 2012 and 2013... Also selected to the *USA Today*/American Family Insurance All-USA Missouri Team as both a junior and a senior... A two-time *Kansas City Star* All-Metro team honoree... Rated the 11th-best all-purpose back nationally and the ninth-best player in the state by Rivals.com... Rushed for 2,223 yards and 29 touchdowns as a senior, while he also hauled in three touchdown receptions to help lead Blue Springs to the Missouri Class 6 State Championship for the second straight season... Totaled 2,300 yards and 45 total touchdowns, including 40 rushing scores, as a junior... Selected to play in the Blue-Gray North South All-American Bowl... Teammate of current K-State linebacker Elijah Lee.

PERSONAL: Dalvin Dashawn Warmack was born November 14, 1995, in Topeka, Kansas... Son of Tim Warmack and Amy Hales-Warmack... Majoring in business management.

CAREER STATS – RUSHING

Year	G/S	Rush	Yds	Avg.	TD	Long
2015	9/0	12	64	5.3	0	22
2016	11/0	41	211	5.1	0	43
TOTAL	20/0	53	275	5.2	0	43

CAREER HIGHS – Rushes: 8, three times; **Yards:** 90, vs. Florida Atlantic (9/17/16); **Long Rush:** 43, vs. Florida Atlantic (9/17/16).

CAREER STATS – RECEIVING

Year	G/S	Rec	Yds	Avg.	TD	Long
2015	9/0	2	27	13.5	0	16
2016	11/0	2	16	8.0	0	13
TOTAL	20/0	4	43	10.8	0	16

CAREER HIGHS – Catches: 2, vs. Arkansas (1/2/16); **Yards:** 27, vs. Arkansas (1/2/16); **Long Catch:** 16, vs. Arkansas (1/2/16).



tanner WOOD 34

DEFENSIVE END

6-5 • 260 • Sr.-3L

Conway Springs, Kan.
Conway Springs

CAREER HONORS

- 2014-16 First Team Academic All-Big 12

An athletic player who broke into the playing rotation at defensive end and improved throughout this junior campaign... Will look to take hold of a starting spot as a senior in 2017.

2016: Played in all 13 games, including starts against Kansas and TCU... Finished the year with 34 tackles, including 4.0 tackles for loss, a pair of sacks and two forced fumbles... Tied his career high with six tackles at Baylor, a game in which he forced a fumble near the K-State goal line... Carded five stops at TCU... Tallied a career-high 2.0 TFLs at Stanford, while he had a sack against Florida Atlantic and half sacks against Baylor and Kansas... Earned First Team Academic All-Big 12 accolades.

WOOD'S 2016 GAME-BY-GAME STATS

Opponent	U-A-T	TFL	SACK	INT	PD	FF/FR
at Stanford	2-0-2	2.0-3	0.0-0	0	0	0/0
FAU	3-0-3	1.0-12	1.0-12	0	0	1/0
MISSOURI STATE	1-0-1	0.0-0	0.0-0	0	0	0/0
at West Virginia	2-0-2	0.0-0	0.0-0	0	0	0/0
TEXAS TECH	1-1-2	0.0-0	0.0-0	0	0	0/0
at Oklahoma	1-2-3	0.5-2	0.0-0	0	0	0/0
TEXAS	4-0-4	0.0-0	0.0-0	0	0	0/0
at Iowa State	0-2-2	0.0-0	0.0-0	0	0	0/0
at Baylor	3-3-6	0.5-0	0.5-0	0	0	1/0
KANSAS	0-1-1	0.5-4	0.5-4	0	0	0/0
at TCU	5-0-5	0.0-0	0.0-0	0	0	0/0
vs. Texas A&M	2-1-3	0.0-0	0.0-0	0	0	0/0

2015: Played in all 13 games as a reserve defensive end and on special teams... Recorded 34 tackles, 4.0 tackles for loss, 2.0 sacks and a pass breakup... Set a career high with six tackles against Oklahoma and backed that up with five stops at Texas... Also had five tackles at Texas Tech... Set a career high with 1.5 tackles for loss against Oklahoma... Recorded his first-career sack in the season opener against South Dakota... Earned First Team Academic All-Big 12 honors.

WOOD'S 2015 GAME-BY-GAME STATS

Opponent	U-A-T	TFL	SACK	INT	PD	FF/FR
SOUTH DAKOTA	2-1-3	1.0-7	1.0-7	0	0	0/0
at UTSA	0-1-1	0.0-0	0.0-0	0	0	0/0
LOUISIANA TECH	2-0-2	0.0-0	0.0-0	0	0	0/0
TCU	2-0-2	0.0-0	0.0-0	0	0	0/0
OKLAHOMA	5-1-6	1.5-3	0.0-0	0	0	0/0
at Texas	4-1-5	0.0-0	0.0-0	0	0	0/0
BAYLOR	0-1-1	0.5-2	0.5-2	0	1	0/0
at Texas Tech	3-2-5	0.5-4	0.5-4	0	0	0/0
IOWA STATE	2-0-2	0.0-0	0.0-0	0	0	0/0
at Kansas	3-1-4	0.5-1	0.0-0	0	0	0/0
WEST VIRGINIA	2-1-3	0.0-0	0.0-0	0	0	0/0

2014: Played in all 13 games, mainly on special teams... Carded one tackle against Stephen F. Austin and UTEP, while he had a half tackle for loss against SFA.

WOOD'S 2014 GAME-BY-GAME STATS

Opponent	U-A-T	TFL	SACK	INT	PD	FF/FR
STEPHEN F. AUSTIN	0-1-1	0.5-1	0.0-0	0	0	0/0
UTEP	1-0-1	0.0-0	0.0-0	0	0	0/0

2013: Redshirted.

HIGH SCHOOL: A four-year letterwinner at Conway Springs under head coach Matt Beihler... Named the Kansas Gatorade Player of the Year following his senior year... An honorable mention All-American by *Parade*... Helped lead the Cardinals to a combined 45-5 record during his prep career... Rated the second-best player in the state of Kansas by Rivals.com... Set a Kansas high school state record and the third best single-game rushing yardage total in national high school history with a 659-yard, nine-touchdown effort in Conway Springs' 84-56 win over Chaparral... Recorded 2,709 rushing yards, 43 total touchdowns and 110 tackles during his senior season... Named to the *Topeka Capital-Journal* and *Wichita Eagle* 2012 Top-11 team... A First Team All-Kansas 3A performer at running back by the *Wichita Eagle* and at linebacker by the *Topeka Capital-Journal* as a senior... Chosen to play in the 2013 Kansas Shrine Bowl... Named a First Team All-Central Plains League performer as a running back and linebacker in 2012... An all-state pick at linebacker as a junior... Led Conway Springs to a 13-1 record and a Kansas 3A State Championship in 2011... Tallied 88 tackles and three interceptions during his junior campaign... Prepped with current Wildcat defensive lineman Matt Seiwert... Also a standout in basketball and track and field.

PERSONAL: Tanner Joe Wood was born November 11, 1994, in Wichita, Kansas... Son of Tim and Michele Wood... Has one brother, Travis... Obtained a degree in animal sciences and industry from Kansas State in May 2017.

CAREER STATS – DEFENSE

Year	G/S	UA-AT-TT	TFL-Yds	Sack	INT	PD	F/R
2014	13/0	1-1-2	0.5-1	0.0-0	0	0	0/0
2015	13/0	25-9-34	4.0-17	2.0-13	0	1	0/0
2016	13/2	24-10-34	4.5-21	2.0-16	0	0	2/0
TOTAL	39/2	50-20-70	9.0-39	4.0-29	0	1	2/0

CAREER HIGHS – Tackles: 6, twice; **Solos:** 5, twice; **TFL:** 2.0, at Stanford (9/2/16); **Sacks:** twice.



isaiah ZUBER 7

WIDE RECEIVER

6-0 • 182 • So.-1L

Stone Mountain, Ga.
Stephenson

CAREER HONORS

- 2016 Second Team Big 12 All-Freshman Team (*Athlon*)

An athletic wide receiver who contributed as a redshirt freshman... Will continue to be a part of the regular playing rotation while increasing production in 2017.

2016: Played in every game, logging 24 receptions for 192 yards and a pair of touchdowns... Ranked fifth in school history in catches among freshmen... Started his career with three catches for 34 yards and a touchdown at Stanford, becoming the first Wildcat freshman to catch a touchdown pass in a season opener since 1997... Logged a season-high four catches in consecutive games against Oklahoma State and Baylor... Carded a season-best 35 receiving yards – including a 12-yard touchdown – against Texas Tech... Earned Big 12 All-Freshman team honors from *Athlon*.

ZUBER'S 2016 GAME-BY-GAME STATS

Opponent	Rec	Yards	TD	Long
at Stanford	3	34	1	15
at West Virginia	2	29	0	16
TEXAS TECH	3	35	1	16
at Oklahoma	2	14	0	13
TEXAS	2	9	0	7
at Iowa State	1	7	0	7
OKLAHOMA STATE	4	20	0	9
at Baylor	4	32	0	20
vs. Texas A&M	3	12	0	5

2015: Redshirted.

HIGH SCHOOL: Played at Stephenson High under head coach Ron Gartrell... Helped lead the Jaguars to an 8-4 record and an appearance in the state playoffs... Earned all-region and all-county accolades for his work on special teams while he was named to the sub-region team as a wide receiver... Totaled 879 receiving yards and nine touchdowns during his prep career in addition to 470 yards and six touchdowns as a punt returner and 1,110 yards and nine touchdowns as a kickoff returner.

PERSONAL: Willie Isaiah Zuber was born April 15, 1997... Son of Willie Zuber and Monica Gray-Mays... Has three step brothers, Chris, Tim and Darius, and two sisters, Lia and Asia... Cousin, T.J. Stripling, was a linebacker at Georgia from 2011-13... Majoring in sociology/criminology.

CAREER STATS – RECEIVING

Year	G/S	Rec	Yds	Avg.	TD	Long
2016	13/0	24	192	8.0	2	20
TOTAL	13/0	24	192	8.0	2	20


CAREER HIGHS – Catches: 4, vs. Oklahoma State (11/5/16); **Yards:** 35, vs. Texas Tech (10/8/16); **Yards:** 1, twice; **Long Catch:** 20, at Baylor (11/19/16).



**ben
ADLER** **63**
OFFENSIVE LINEMAN
6-4 • 314 • Fr.-HS
Wichita, Kan.
Trinity Academy

AT TRINITY ACADEMY: Played for the Knights under head coach Jared Daniel... Rated the nation's 47th-best guard and the fourth-best player in the state of Kansas in the Class of 2017 by Scout... Named to the *USA Today Sports/American Family Insurance* All-USA Kansas team, while he was an All-Midlands Region selection by *PrepStar*... Selected to play in the Offense-Defense All-American Bowl in Atlanta, Georgia, following the 2016 season... Earned all-state honors as a senior from the *Topeka Capital-Journal*, *Wichita Eagle* and Kansas Football Coaches Association (KFBCA), while he was an honorable mention selection by the *Topeka Capital-Journal* and *Wichita Eagle* as a junior... Named to the *Wichita Eagle* Top-33 team as a senior... Selected to play in the 2017 Kansas Shrine Bowl... Also an all-state baseball player as a first baseman and designated hitter... High school teammates with current Wildcat running back Tyler Burns.

PERSONAL: Benjamin Joseph Adler was born October 17, 1998, in Wichita, Kansas... Son of Marcus and Michelle Adler... Has four siblings, Will, Nate, Luc and Jace... Plans on majoring in construction management.



**daron
BOWLES** **26**
DEFENSIVE BACK
5-11 • 198 • Jr.-TR
Snellville, Ga.
Diablo Valley College

AT DIABLO VALLEY COLLEGE: Played two seasons for the Vikings under head coach Mike Darr... Totaled 55 tackles, 6.0 tackles for loss, one sack, three passes defended and an interception during his sophomore campaign... Registered a career-high 10 tackles against De Anza, a game in which he had 1.5 TFLs and a pass breakup... Also had 1.5 TFLs against Contra Costa and carded eight tackles at Sacramento City... Recorded his interception against Feather River... Picked up a season-high seven tackles against Feather River during his first game as a freshman.

AT STONE MOUNTAIN HIGH SCHOOL: Played for the Jaguars under head coach Ron Gartrell... Helped lead Stephenson to an 8-4 record and an appearance in the state playoffs... Picked up first team all-region and all-county honors as an all-purpose player... Totaled 82 tackles, 10 tackles for loss, four interceptions and 13 pass breakups during his career... High school teammates of current K-State wide receiver Isaiah Zuber.

PERSONAL: Daron H Bowles was born March 30, 1997, in Stone Mountain, Georgia... Son of Daryl and Patrice Bowles... Has two siblings, Dychal and a twin brother, Desmon... Father, Daryl, played running back at Arkansas under legendary head coach Lou Holtz from 1979 to 1982... Led the Razorbacks in rushing as a senior... Majoring in business administration.



**joshua
BROWN** **25**
DEFENSIVE BACK
5-10 • 195 • Fr.-HS
Fairburn, Ga.
Langston Hughes

AT LANGSTON HUGHES HIGH SCHOOL: A four-year letterwinner for the Panthers under head coach Willie Cannon... Rated the 50th-best safety in the Class of 2017 by 247Sports... An All-Southeast Region pick by *PrepStar*... Earned first team all-state honors as a junior, while he picked up all-region accolades all four years... Also named his team's defensive player of the year on two occasions... Totaled 189 tackles over his final two seasons – including 102 stops as a junior – while he had seven career interceptions.


PERSONAL: Joshua Brown was born December 3, 1997, in Fairburn, Georgia... Son of Bobbie Brown... Plans on majoring in journalism and mass communications.



**harrison
CREED** **65**
OFFENSIVE LINEMAN
6-4 • 317 • Fr.-HS
Ulysses, Kan.
Ulysses

AT ULYSSES HIGH SCHOOL: Played for the Tigers under head coach Jason Kenny... Viewed as the ninth-best player in the state of Kansas in the Class of 2017 by 247Sports... Named to the *USA Today Sports/American Family Insurance* All-USA Kansas team as a senior... Selected to play in the Blue-Grey All-American Bowl in Dallas, Texas, following the 2016 season... Earned all-state honors as a senior from the *Topeka Capital-Journal* and *Wichita Eagle*... High school teammates of current Wildcat linebacker Ian Rudzik... Also participated in baseball and track.

PERSONAL: Harrison Nowlin Creed was born November 11, 1998, in Oklahoma City, Oklahoma... Son of Jim and Stephanie Stewart... Has one sibling, Jameson... Plans on majoring in secondary education.



**joe
DAVIES** **30**
DEFENSIVE TACKLE
6-3 • 275 • So.-TR
Carrollton, Texas
Coffeyville CC

AT COFFEYVILLE COMMUNITY COLLEGE: Played the 2016 season under head coach Aaron Flores... Totaled 38 tackles, 8.0 tackles for loss and three sacks... Had a season-high seven tackles against Garden City CC, while he capped the year with 2.5 TFLs against Independence CC... Recorded a 25-yard sack against Butler CC, a game in which he also forced and recovered a fumble... Also competed in track and field, placing fifth in the weight throw and eighth in the shot put during the 2017 NJCAA Indoor Track Championships to earn All-America status in both events... An All-American during the 2017 NJCAA Outdoor Track and Field Championships when he placed sixth in the hammer throw.

AT CREEKVIEW HIGH SCHOOL: A two-year letterwinner for the Mustangs under head coach Jay Cline... Helped Creekview earn an 8-3 record and a district championship as a senior... A two-time honorable mention all-district performer and academic all-district honoree... Also competed in track and field, setting the school record in shot put and discus en route to finishing fourth in state in the latter.

PERSONAL: Joe Davies was born August 25, 1997, in Carrollton, Texas... Son of DaPhne Clarke... Has two brothers, Sheridan and Bradley... Majoring in communication studies.



**bernard
GOODWATER** **29**
WIDE RECEIVER
5-7 • 177 • Fr.-HS
Dallas, Texas
Carter

AT CARTER HIGH SCHOOL: A four-year letterwinner for the Cowboys under head coach Patrick Williams... Rated the 35th best all-purpose back in the Class of 2017 by 247Sports, while he was named the 54th-best overall running back by Scout... A three time all-district honoree, including first-team honors as a junior and senior... Rushed for 1,827 yards and 19 touchdowns during his four-year career, while he totaled 500 receiving yards and another five scores... Was a member of the state championship 4x100 team... A member of the school's ROTC program.

PERSONAL: Bernard Lessessne Goodwater III was born January 21, 1999, in Mount Pleasant, South Carolina... Son of Elliott and St. Augustine Jackson... Has five siblings, Evan, Connor, Jessica, Briana and Dominic... Plans on majoring in fisheries, wildlife and conservation biology.



**daniel
GREEN** **22**
LINEBACKER
6-3 • 228 • Fr.-HS
Portland, Ore.
Madison

AT MADISON HIGH SCHOOL: Played for the Senators under head coach Don Johnson, Jr... Named one of the top 250 prospect in the Class of 2017 by Rivals... The organization also viewed him as the 10th-best inside linebacker in the nation and the third-best player in the state of Oregon... Earned second team all-state honors from *The Oregonian*, while he is a two-time first team all-conference honoree.

PERSONAL: Daniel Green was born January 8, 1999... Son of David and Kimberly Green.



wyatt HUBERT **81**
DEFENSIVE END
 6-3 • 254 • Fr.-HS
 Topeka, Kan.
 Shawnee Heights

AT SHAWNEE HEIGHTS HIGH SCHOOL: Played for the Thunderbirds under head coach Jason Swift... Rated the nation's 29th-best strongside defensive end in the Class of 2017 by Rivals, while he was ranked as the second-best player in the state of Kansas by ESPN... Earned a spot on the *USA Today Sports/American Family Insurance All-USA Kansas* team in addition to All-Midlands Region honors from *PrepStar*... Picked up all-state honors as a senior from the *Topeka Capital-Journal*, *Wichita Eagle* and Kansas Football Coaches Association (KFBCA), while he was an honorable mention selection as a junior... Totaled 124 career tackles, 43.0 tackles for loss and 20.5 sacks... Finished his senior season with 63 tackles, 17.5 TFLs and 8.0 sacks en route to Centennial League Defensive Player of the Year, all-league and all-city honors... Also played tight end, totaling 39 career receptions for 500 yards and a pair of touchdowns... Selected to play in the 2017 Kansas Shrine Bowl... Also participated in wrestling and track and field... Graduated high school early and enrolled at K-State in January.

PERSONAL: Wyatt Anthony Hubert was born June 13, 1998, in Shawnee, Kansas... Son of Steve Smith and Debi Hubert-Smith... Has four siblings, Riley, Ashlyn, Austen and Cole... Plans on majoring in kinesiology with the hopes of becoming a college football coach.



eli HUGGINS **92**
DEFENSIVE TACKLE
 6-4 • 295 • Fr.-HS
 Cumming, Ga.
 West Forsyth

AT WEST FORSYTH HIGH SCHOOL: A four-year letterwinner for the Wolverines under head coaches Adam Clark and Frank Hepler, helping West Forsyth advance to three state playoff appearances... Named the 21st-best strongside defensive end in the Class of 2017 by 247Sports... An All-Southeast Region pick by *PrepStar*... Picked up honorable mention all-state honors from the Georgia Sports Writers Association as a junior in 2015... Also earned first team all-county and all-region accolades... Named a first team all-county performer by the *Forsyth County News*... Totaled 217 tackles in his career, including 80 tackles and 11 sacks as a junior en route to the school's single-season sack record... Totaled 31 TFLs and 20 sacks in his career... Also a member of the school's fishing team, placing third at the state championship in 2013 and fourth in 2014... Graduated high school early and enrolled at K-State in January.

PERSONAL: Eli David Huggins was born July 29, 1998, in St. Louis, Missouri... Son of Jeff and Heather Huggins... Has three siblings, Hannah, Jake and Abby... Plans on majoring in business administration.



bill KUDUK **68**
OFFENSIVE LINEMAN
 6-4 • 285 • Fr.-HS
 Chicago, Ill.
 Marist

AT MARIST HIGH SCHOOL: A two-year letterwinner for the Redhawks under head coach Pat Dunne... Rated the 29th-best prospect in the state of Illinois in the Class of 2017 by ESPN... Helped Marist earn a combined 17-7 record over his junior and senior seasons... Selected to play in the Blue-Grey All-American Bowl in Jacksonville, Florida, following the 2016 season... Picked up All-Midwest Region honors from *PrepStar*... Earned all-conference honors as a senior... Also lettered three years in lacrosse—earning defensive MVP honors in 2015—and wrestling.

PERSONAL: William Anthony Kuduk was born November 19, 1998, in Palos Heights, Illinois... Son of William and Lisa Kuduk... Has one sibling, Alyssa.



jahron McPHERSON **31**
DEFENSIVE BACK
 6-2 • 185 • So.-TR
 Basehor, Kan.
 Butler CC

AT BUTLER COMMUNITY COLLEGE: Played in three games during his freshman season under head coach Tim Schaffner... Had tackles against Coffeyville and Fort Scott, while he had a pass breakup in the latter.

AT BASEHOR LINWOOD HIGH SCHOOL: Played for the Bobcats under head coach Rod Stallbaumer, helping Basehor Linwood earn a 7-3 record and a district championship as a senior... Picked up first team all-state honors as a senior from the *Topeka Capital-Journal* and *Wichita Eagle*, while he earned honorable mention accolades as a junior... Played in the Kansas vs. Missouri All-Star Game following his senior year... Also played basketball and ran track.


PERSONAL: Jahron Lee McPherson was born December 21, 1997, in Kansas City, Missouri... Son of John McPherson and Kristin Goodlow... Has five siblings... Majoring in business administration.



spencer MISKO **28**
TIGHT END
 6-5 • 222 • Fr.-HS
 Keller, Texas
 Keller

AT KELLER HIGH SCHOOL: Played for the Indians under head coach Carl Stralow... Earned honorable mention all-state honors from the Texas Associated Press Sports Editors as a defensive lineman, while he was a three-time all-district honoree... Also earned All-Midlands Region honors from *PrepStar*... Totaled 117 career tackles to go along with six sacks... Also lettered in basketball.

PERSONAL: Spencer Cole Misko was born June 3, 1998, in Carrollton, Texas... Son of Jason and Suzanna Frank... Plans on majoring in business.



gervarrius OWENS **9**
DEFENSIVE BACK
 6-1 • 185 • Fr.-HS
 Moore, Okla.
 Southmoore

AT SOUTHMOORE HIGH SCHOOL: Played for the Sabercats under head coach Jeremy Stark... Rated the No. 86 safety nationally in the Class of 2017 by Scout and the 14th-best player overall in the state of Oklahoma by Rivals... Selected to play in the Oklahoma Coaches Association All-State football game... Named to *The Oklahoman's* all-state team as a senior... Tallied 210 tackles, 23.0 tackles for loss and nine sacks and two interceptions in his career, including his senior campaign when he had 88 stops, 7.0 TFLs and three sacks... Also totaled 60 career receptions for 1,277 yards and 16 touchdowns.

PERSONAL: Gervarrius Owens was born October 14, 1998... Son of Kimberly Owens.



anthony PAYNE **52**
DEFENSIVE END
 6-1 • 240 • Fr.-HS
 Peculiar, Mo.
 Raymore-Peculiar

AT RAYMORE-PECULIAR HIGH SCHOOL: Played for the Panthers under head coach Tom Kruse... Regarded as the nation's 13th-best strongside defensive end and the best player in the state of Missouri in the Class of 2017 by 247Sports... Also rated the 53rd-best overall defensive end by ESPN... A two-time first team all-state and all-district performer by the Missouri Football Coaches Association... Named to the *USA Today Sports/American Family Insurance All-USA Missouri* team... Selected to play in the Blue-Grey All-American Bowl in Dallas, Texas, following the 2016 season... Earned all-metro honors from the *Kansas City Star* as a senior... A member of the 2016 All-Simone Team as one of the top players in the Kansas City metro area... A finalist for the 2016 Buck Buchanan Memorial Award as the best lineman/linebacker in the Kansas City metro area... Recorded 80 tackles, 13.0 tackles for loss, eight sacks and forced three fumbles as a senior a year after totaling 61 tackles, 12.0 TFLs and 4.0 sacks.

PERSONAL: Nicholas Anthony Payne, Jr., was born November 12, 1998, in Shawnee Mission, Kansas... Son of Nicholas and Jennifer Payne... Has one sibling, Olivia... Plans on majoring in business administration.



josh RIVAS **76**
OFFENSIVE LINEMAN
 6-5 • 356 • Fr.-HS
 Hutchinson, Kan.
 Hutchinson

AT HUTCHINSON HIGH SCHOOL: Played for the Salthawks under head coach Ryan Cornelsen... Regarded as the 50th-best guard in the Class of 2017 by ESPN, while he was rated the third-best player in the state of Kansas by ESPN and 247Sports... A two-time *USA Today Sports*/American Family Insurance All-USA Kansas team member... A two-time first team all-state honoree by the *Topeka Capital-Journal* and *Wichita Eagle*, while he was an honorable mention pick by both organizations as a sophomore... Also earned all-state honors from the Kansas Football Coaches Association (KFBCA) as a senior... Named to the *Wichita Eagle* and KFBCA top-11 teams in 2016... Earned All-Midlands Region accolades from *PrepStar*... Named the Division I of the Ark Valley-Chisholm Trail League Offensive Player of the Year as a senior, helping the Salthawks earn a 10-2 record and rush for 356 yards per game... Selected to play in the 2017 Kansas Shrine Bowl... Also participated in track and field.

PERSONAL: Joshua David Rivas was born April 12, 1999, in Hutchinson, Kansas... Son of Jose and Kimberly Rivas... Has one sister, Rachel... Plans on majoring in secondary education.



isaiah STEWART **17**
DEFENSIVE BACK
 5-11 • 180 • Fr.-HS
 DeSoto, Texas
 DeSoto

AT DESOTO HIGH SCHOOL: A three-year letterwinner for the Eagles under head coach Todd Peterman... Picked up honorable mention all-state honors from the Texas Associated Press Sports Editors, while he earned all-district honors over this final three years... An All-Midlands Region honoree from *PrepStar*... Rated as one of the five best Dallas area defensive backs in the Class of 2017 by the *Dallas Morning News*... Named the Defensive MVP in the Class 6A Division II state championship game... Totaled 85 tackles and six interceptions during his senior campaign, helping DeSoto earn a 16-0 record and a final No. 3 national ranking from *USA Today Sports*... An academic all-state honoree... Also participated in track and field.

PERSONAL: Isaiah D Stewart was born February 2, 1998, in Dallas, Texas... Son of Brian Stewart and Tina Stewart... Has two siblings, Jalen Stewart and Keinon Collins... Plans on majoring in business administration.



chabastin TAYLOR **13**
WIDE RECEIVER
 6-4 • 223 • Fr.-HS
 Giddings, Texas
 Giddings

AT GIDDINGS HIGH SCHOOL: Played for the Buffaloes under head coach Chris Jones... A two-time all-district honoree, including his senior season when he was named the Offensive MVP of District 10-4A and member of the All-Midlands Region team by *PrepStar*... Hauled in 42 passes for 815 yards and 16 touchdowns over his junior and senior years while also rushing for 945 yards on 122 carries and another 14 scores... Also played quarterback, completing 29-of-57 passes for 449 yards and four touchdowns over the final two years of his prep career... Participated in track, earning district championships in the 4x200 relay as a junior and senior, as well as the 200 meter dash as a senior.


PERSONAL: Chabastin Edward Taylor was born September 14, 1998, in Austin, Texas... Son of Patricia Rivers-Taylor and the late Charles Taylor... Has one sibling, Darrecia... Plans on majoring in kinesiology.



danny WALKER **47**
LINEBACKER
 6-2 • 208 • Fr.-HS
 Wheaton, Ill.
 Wheaton North

AT WHEATON NORTH HIGH SCHOOL: A three-year letterwinner and two-year starter at both outside linebacker and strong safety for the Falcons under head coach Joe Wardynski... Rated the 47th-best outside linebacker in the nation in the Class of 2017 by Scout and the 19th-best player in the state of Illinois by 247Sports... Earned all-conference honors on two occasions, including the 2016 season when he was the defensive player of the year.

PERSONAL: Daniel Jordan Walker was born September 28, 1998, in Arlington Heights, Illinois... Son of Priest and Mary Walker... Has one sister, Erica, a member of the Ohio University volleyball team... Plans on majoring in business administration.



elijah WALKER **7**
DEFENSIVE BACK
 6-3 • 210 • Jr.-TR
 Long Beach, Calif.
 Cerritos College

AT CERRITOS COLLEGE: Played two seasons for the Falcons under head coach Frank Mazzotta... Rated the top community-college safety in the Class of 2017 and the 13th-best overall community-college prospect by Scout... Picked up First Team Southern California Football Association All-Northern League honors as a sophomore... Ended his community-college career with 117 tackles, 4.0 tackles for loss, four interceptions and 10 passes defended... Had a career-high tying 11 tackles as a sophomore against Fullerton, while he had a 21-yard interception return touchdown at Bakersfield later in the season... Also recorded nine tackles and 3.0 TFLs against Los Angeles Valley... Picked off a pass in his first-career game in 2015 at Saddleback... Also came up with interceptions against Moorpark and College of the Canyons later in his freshman campaign... Teammates in 2015 at Cerritos with current Wildcat defensive back D.J. Reed and defensive tackle Ray Price.

AT CABRILLO HIGH SCHOOL: Played both defensive back and wide receiver for one season for the Jaguars under head coach Luis Hayes... Earned first team all-league honors... Selected to play in the 2015 605 All-Star Game.

PERSONAL: Elijah Walker was born November 23, 1997, in Long Beach, California... Son of Charlotte Jupiter... Has five brothers and six sisters... Majoring in mass communications.



drew WILEY **59**
DEFENSIVE TACKLE
 6-4 • 302 • Fr.-HS
 Vinton, Iowa
 Vinton-Shellsburg

AT VINTON-SHELLSBURG HIGH SCHOOL: A three-year letterwinner for the Vikings under head coach Jim Womochil... Earned First Team All-Class 3A honors from the Iowa Newspaper Association as a senior in 2016, while he was a second-team pick as a junior... A three-time all-district pick, including his senior campaign when he was named the district defensive player of the year... Also earned a spot on the *Cedar Rapids Gazette* All-Area team during his final campaign... Finished his prep career with 141 tackles, 42 tackles for loss and seven sacks, including 55 stops, 25 TFLs and two sacks as a senior... Selected to play in the Iowa Shrine Bowl... Also lettered in wrestling, basketball and track and field.

PERSONAL: Andrew Lee Wiley was born September 10, 1998, in Cedar Rapids, Iowa... Son of Todd and Denise Wiley... Has three siblings, Isaac, Emma and Josh... Plans on majoring in animal science and industry.

SCHEDULE AND RESULTS (OVERALL: 9-4 | HOME: 5-1 | ROAD: 3-3 | NEUTRAL: 1-0 | BIG 12: 6-3)

DATE	(CFP/AP/C) OPPONENT	RESULT	SCORE	TV	ATTEND	TOP PASSER	TOP RUSHER	TOP RECEIVER	TOP TACKLER
Sept. 2	at 8/7 Stanford	L	13-26	FS1	46,147	J. Ertz (16-34-1, 207 yds, 1 TD)	C. Jones (8-43-0)	D. Heath (4-65-0)	E. Lee (12)
Sept. 17	Florida Atlantic	W	63-7	FSN	50,871	J. Ertz (8-13-0, 117 yds, 1 TD)	D. Warmack (8-90-0)	I. Harris (6-46-0)	D. Shelley (7)
Sept. 24	Missouri State	W	35-0	K-StateHD.TV	51,686	J. Ertz (7-8-0, 94 yds, 2 TD)	J. Ertz (3-85-0)	B. Pringle (2-30-1)	C. Moore (5)
Oct. 1	at vs/iv West Virginia*	L	16-17	ESPNU	61,701	J. Ertz (10-30-1, 166 yds 0 TD)	C. Jones (16-53-0)	B. Pringle (4-61-0)	E. Lee (14)
Oct. 8	vs/iv Texas Tech*	W	44-38	ESPNU	51,540	J. Ertz (10-20-0, 104 yds, 1 TD)	C. Jones (19-128-1)	I. Zuber (3-35-1)	D. Shelley (9)
Oct. 15	at 19/20 Oklahoma*	L	17-38	ESPN	86,049	J. Hubener (12-23-0, 157 yds, 1 TD)	J. Ertz (7-40-1)	D. Heath (7-101-1)	K. Adams (11)
Oct. 22	Texas*	W	24-21	ESPN2	52,328	J. Ertz (20-27-1, 171 yds, 1 TD)	C. Jones (12-81-0)	D. Heath (7-41-0)	E. Lee/J. Willis (7)
Oct. 29	at Iowa State*	W	31-26	FSN	52,763	J. Ertz (18-28-0, 151 yds, 1 TD)	J. Ertz (9-106-0)	D. Heath (9-46-0)	D. Reed (14)
Nov. 5	18/22/22 Oklahoma State*	L	37-43	ABC/ESPN2	52,450	J. Ertz (12-18-1, 87 yds, 0 TD)	J. Ertz (30-153-3)	D. Heath (4-48-0)	E. Lee (8)
Nov. 19	at vs/iv Baylor*	W	42-21	ESPN2	43,581	J. Ertz (16-25-0, 177 yds, 0 TD)	A. Barnes (19-129-4)	B. Pringle (5-46-0)	D. Shelley/C. Moore (8)
Nov. 26	Kansas*	W	34-19	FS1	52,637	J. Ertz (4-6-0, 59 yds, 0 TD)	A. Barnes (10-103-1)	B. Pringle (5-77-0)	E. Lee (8)
Dec. 3	at TCU*	W	30-6	FS1	42,746	J. Ertz (9-21-0, 159 yds, 1 TD)	J. Ertz (19-170-1)	B. Pringle (6-126-1)	E. Lee/D. Reed (8)
Dec. 28	vs. vs/iv Texas A&M	W	33-28	ESPN	68,412	J. Ertz (14-20-0, 195 yds, 1 TD)	J. Silmon (10-77-0)	B. Pringle (3-107-1)	E. Lee (12)

* Big 12 Conference Game

TEAM STATISTICS

	KANSAS STATE	OPPONENTS			
SCORING	419	290			
Points Per Game	32.2	22.3			
Points Off Turnovers	73	17			
FIRST DOWNS	278	262			
Rushing	158	89			
Passing	95	155			
Penalty	25	18			
RUSHING YARDAGE	3013	1495			
Yards gained rushing	3331	1840			
Yards lost rushing	318	345			
Rushing Attempts	572	400			
Average Per Rush	5.3	3.7			
Average Per Game	231.8	115.0			
TDs Rushing	39	11			
PASSING YARDAGE	2041	3545			
Comp-Att-Int	177-309-5	297-474-16			
Average Per Pass	6.6	7.5			
Average Per Catch	11.5	11.9			
Average Per Game	157.0	272.7			
TDs Passing	10	26			
TOTAL OFFENSE	5054	5040			
Total Plays	881	874			
Average Per Play	5.7	5.8			
Average Per Game	388.8	387.7			
KICK RETURNS: #-Yards	38-991	42-773			
PUNT RETURNS: #-Yards	21-227	21-87			
INT RETURNS: #-Yards	16-205	5-59			
KICK RETURN AVERAGE	26.1	18.4			
PUNT RETURN AVERAGE	10.8	4.1			
INT RETURN AVERAGE	12.8	11.8			
FUMBLES-LOST	12-7	19-9			
PENALTIES-Yards	88-710	85-793			
Average Per Game	54.6	61.0			
PUNTS-Yards	54-2329	61-2393			
Average Per Punt	43.1	39.2			
Net punt average	39.7	34.9			
KICKOFFS-Yards	81-5027	56-3277			
Average Per Kick	62.1	58.5			
Net kick average	41.7	34.1			
TIME OF POSSESSION/Game	32:36	25:06			
3RD-DOWN Conversions	79/174	64/171			
3rd-Down Pct	45%	37%			
4TH-DOWN Conversions	9/15	10/24			
4th-Down Pct	60%	42%			
SACKS BY-Yards	30-208	25-147			
TOUCHDOWNS SCORED	54	37			
FIELD GOALS-ATTEMPTS	15-19	9-12			
ON-SIDE KICKS	1-2	3-3			
RED-ZONE SCORES	(57-62) 92%	(28-36) 78%			
RED-ZONE TOUCHDOWNS	(43-62) 69%	(22-36) 61%			
PAT-ATTEMPTS	(50-54) 93%	(35-35) 100%			
ATTENDANCE	311512	332987			
Games/Avg Per Game	6/51919	6/5498			
Neutral Site Games		1/68412			
SCORE BY QUARTERS	1ST	2ND	3RD	4TH	TOTAL
Kansas State	95	153	88	83	419
Opponents	54	83	47	106	290

RUSHING

PLAYER	GP	ATT.	GAIN	LOSS	NET	AVG.	TD	LONG	YPG
Ertz, Jesse	13	183	1184	172	1012	5.5	12	54	77.8
Jones, Charles	13	115	623	27	596	5.2	2	35	45.8
Silmon, Justin	12	86	485	21	464	5.4	3	36	38.7
Barnes, Alex	11	56	442	0	442	7.9	6	31	40.2
Warmack, Dalvin	11	41	221	10	211	5.1	0	43	19.2
Delton, Alex	4	24	139	23	116	4.8	1	19	29.0
Dimel, Winston	13	30	97	5	92	3.1	12	10	7.1
Heath, Dominique	13	2	54	0	54	27.0	1	52	4.2
Hubener, Joe	6	21	63	43	20	1.0	2	10	3.3
Pringle, Byron	13	3	12	0	12	4.0	0	5	0.9
Morgan, Cameron	2	1	11	0	11	11.0	0	11	5.5
Lochbihler, Mitch	13	1	0	0	0	0.0	0	0	0.0
TEAM	6	9	0	17	-17	-1.9	0	0	-2.8
Total.....	13	572	3331	318	3013	5.3	39	54	231.8
Opponents.....	13	400	1840	345	1495	3.7	11	41	115.0

PASSING

PLAYER	G	EFFIC.	CMP-ATT-INT	PCT.	YARDS	TD	LG	AVG/G
Ertz, Jesse	13	121.64	152-264-4	57.6	1755	9	83	135.0
Hubener, Joe	6	118.97	22-39-1	56.4	275	1	54	45.8
Delton, Alex	4	65.40	3-6-0	50.0	11	0	6	2.8
Total.....	13	120.21	177-309-5	57.3	2041	10	83	157.0
Opponents.....	13	136.83	297-474-16	62.7	3545	26	95	272.7

RECEIVING

PLAYER	G	NO	YDS	AVG	TD	LONG	AVG/G
Heath, Dominique	13	45	438	9.7	3	54	33.7
Pringle, Byron	13	39	631	16.2	4	83	48.5
Burton, Deante	13	29	404	13.9	1	37	31.1
Zuber, Isaiah	13	24	192	8.0	2	20	14.8
Jones, Charles	13	13	130	10.0	0	24	10.0
Harris, Isaiah	5	10	78	7.8	0	19	15.6
Dimel, Winston	13	6	66	11.0	0	26	5.1
Sutton, Corey	11	4	54	13.5	0	28	4.9
Reuter, Zach	13	2	22	11.0	0	12	1.7
Warmack, Dalvin	11	2	16	8.0	0	13	1.5
Valentine, Dayton	13	2	8	4.0	0	6	0.6
Silmon, Justin	12	1	2	2.0	0	2	0.2
Total.....	13	177	2041	11.5	10	83	157.0
Opponents.....	13	297	3545	11.9	26	95	272.7

TOTAL OFFENSE

PLAYER	G	PLAYS	RUSH	PASS	TOTAL	AVG/G
Ertz, Jesse	13	447	1012	1755	2767	212.8
Jones, Charles	13	115	596	0	596	45.8
Silmon, Justin	12	86	464	0	464	38.7
Barnes, Alex	11	56	442	0	442	40.2
Hubener, Joe	6	60	20	275	295	49.2
Warmack, Dalvin	11	41	211	0	211	19.2
Delton, Alex	4	30	116	11	127	31.8
Dimel, Winston	13	30	92	0	92	7.1
Heath, Dominique	13	2	54	0	54	4.2
Pringle, Byron	13	3	12	0	12	0.9
Morgan, Cameron	2	1	11	0	11	5.5
TEAM	6	9	-17	0	-17	-2.8
Total.....	13	881	3013	2041	5054	388.8
Opponents.....	13	874	1495	3545	5040	387.7

SCORING

PLAYER	TD	FGS	PATs					SAF	PTS
			KICK	RUSH	RCV	PASS	DXP		
Dimel, Winston	12	0-0	0-0	0-0	0	0-0	0	0	72
Ertz, Jesse	12	0-0	0-0	0-0	0	0-0	0	0	72
McCrane, Matthew	0	11-14	29-29	0-0	0	0-0	0	0	62
Barnes, Alex	6	0-0	0-0	0-0	0	0-0	0	0	36
Patterson, Ian	0	4-5	21-25	0-0	0	0-0	0	0	33
Pringle, Byron	5	0-0	0-0	0-0	0	0-0	0	0	30
Heath, Dominique	5	0-0	0-0	0-0	0	0-0	0	0	30
Silmon, Justin	3	0-0	0-0	0-0	0	0-0	0	0	18
Jones, Charles	2	0-0	0-0	0-0	0	0-0	0	0	12
Hubener, Joe	2	0-0	0-0	0-0	0	0-0	0	0	12
Zuber, Isaiah	2	0-0	0-0	0-0	0	0-0	0	0	12
Delton, Alex	1	0-0	0-0	0-0	0	0-0	0	0	6
Starks, Donnie	1	0-0	0-0	0-0	0	0-0	0	0	6
Shelley, Duke	1	0-0	0-0	0-0	0	0-0	0	0	6
Reed, D.J.	1	0-0	0-0	0-0	0	0-0	0	0	6
Burton, Deante	1	0-0	0-0	0-0	0	0-0	0	0	6
Total.....	54	15-19	50-54	0-0	0	0-0	0	0	419
Opponents.....	37	9-12	35-35	0-1	1	1-1	0	2	290

PUNT RETURNS

PLAYER	NO	YDS	AVG	TD	LONG
Heath, Dominique	12	155	12.9	1	75
Pringle, Byron	8	62	7.8	0	43
Kirby, Jayd	1	10	10.0	0	0
Total.....	21	227	10.8	1	75
Opponents.....	21	87	4.1	0	16

KICKOFF RETURNS

PLAYER	NO	YDS	AVG	TD	LONG
Pringle, Byron	23	659	28.7	1	99
Reed, D.J.	9	255	28.3	0	76
Heath, Dominique	4	65	16.2	0	29
Davis, Will	1	6	6.0	0	6
Sizelove, Sam	1	6	6.0	0	6
Total.....	38	991	26.1	1	99
Opponents.....	42	773	18.4	0	37

INTERCEPTIONS

PLAYER	NO	YDS	AVG	TD	LONG
Shelley, Duke	3	29	9.7	1	29
Starks, Donnie	3	64	21.3	1	39
Reed, D.J.	3	35	11.7	1	35
Adams, Kendall	2	15	7.5	0	15
Lee, Elijah	2	3	1.5	0	3
Barnett, Dante	1	48	48.0	0	48
Tanking, Trent	1	11	11.0	0	11
Seiwert, Matt	1	0	0.0	0	0
Total.....	16	205	12.8	3	48
Opponents.....	5	59	11.8	0	33

FUMBLE RETURNS

PLAYER	NO	YDS	AVG	TD	LONG
Moore, Charmeachalle	2	55	27.5	0	35
Willis, Jordan	1	7	7.0	0	7
Total.....	3	62	20.7	0	35
Opponents.....	0	0	0.0	0	0

ALL-PURPOSE YARDAGE

PLAYER	G	RUSH	REC	PR	KOR	IR	TOT	AVG/G
Pringle, Byron	13	12	631	62	659	0	1364	104.9
Ertz, Jesse	13	1012	0	0	0	0	1012	77.8
Jones, Charles	13	596	130	0	0	0	726	55.8
Heath, Dominique	13	54	438	155	65	0	712	54.8
Silmon, Justin	12	464	2	0	0	0	466	38.8
Barnes, Alex	11	442	0	0	0	0	442	40.2
Burton, Deante	13	0	404	0	0	0	404	31.1
Reed, D.J.	13	0	0	0	255	35	290	22.3
Warmack, Dalvin	11	211	16	0	0	0	227	20.6
Zuber, Isaiah	13	0	192	0	0	0	192	14.8
Dimel, Winston	13	92	66	0	0	0	158	12.2
Delton, Alex	4	116	0	0	0	0	116	29.0
Harris, Isaiah	5	0	78	0	0	0	78	15.6
Starks, Donnie	13	0	0	0	0	64	64	4.9
Sutton, Corey	11	0	54	0	0	0	54	4.9
Barnett, Dante	13	0	0	0	0	48	48	3.7
Shelley, Duke	11	0	0	0	0	29	29	2.6
Reuter, Zach	13	0	22	0	0	0	22	1.7
Hubener, Joe	6	20	0	0	0	0	20	3.3
Adams, Kendall	13	0	0	0	0	15	15	1.2
Tanking, Trent	13	0	0	0	0	11	11	0.8
Morgan, Cameron	2	11	0	0	0	0	11	5.5
Kirby, Jayd	13	0	0	10	0	0	10	0.8
Valentine, Dayton	13	0	8	0	0	0	8	0.6
Davis, Will	12	0	0	0	6	0	6	0.5
Sizelove, Sam	13	0	0	0	6	0	6	0.5
Lee, Elijah	13	0	0	0	0	3	3	0.2
TEAM	6	-17	0	0	0	0	-17	-2.8
Total.....	13	3013	2041	227	991	205	6477	498.2
Opponents.....	13	1495	3545	87	773	59	5959	458.4

PUNTING

PLAYER	NO	YDS	AVG	LONG	TB	FC	I20	BLKD
Walsh, Nick	49	2096	42.8	58	5	10	16	0
Lochbihler, Mitch	5	233	46.6	55	0	2	0	0
Total.....	54	2329	43.1	58	5	12	16	0
Opponents.....	61	2393	39.2	59	2	18	21	2

FIELD GOAL SEQUENCE

GAME	KANSAS STATE	OPPONENTS
Stanford	(30),(30),42	(50)
Florida Atlantic	--	--
Missouri State	42	--
West Virginia	(37) (31) (22) 43	30 (37)
Texas Tech	(20),(25),(42)	(34)
Oklahoma	(25)	(34)
Texas	(35)	35
Iowa State	(23)	(24)
Oklahoma State	(43)	--
Baylor	--	--
Kansas	36	(34) (44)
TCU	(27)	(31),(40)
Texas A&M	(40),(25)	52

() - Made

KICKOFFS


PLAYER	NO	YDS	AVG	TB	OB	RETN	NET	YDLN
McCrane, Matthew	31	1871	60.4	11	1			
Lochbihler, Mitch	30	1911	63.7	20	1			
Patterson, Ian	20	1245	62.2	4	2			
Total.....	81	5027	62.1	35	4	773	41.7	23
Opponents.....	56	3277	58.5	15	1	991	34.1	30

GAME-BY-GAME PASSING

JESSE ERTZ	Comp	Att	Int	Pct	Yards	TD	Long	Sack	Yds	Effic.
Stanford	16	34	1	47.1	207	1	44	6	26	102.20
Florida Atlantic	8	13	0	61.5	117	1	36	1	5	162.52
Missouri State	7	8	0	87.5	94	2	20	0	0	268.70
West Virginia	10	30	1	33.3	166	0	37	3	22	73.15
Texas Tech	10	20	0	50.0	104	1	16	0	0	110.18
Oklahoma	8	14	0	57.1	68	0	13	0	0	97.94
Texas	20	27	1	74.1	171	1	31	2	16	132.09
Iowa State	18	28	0	64.3	151	1	22	0	0	121.37
Oklahoma State	12	18	1	66.7	87	0	32	2	8	96.16
Baylor	16	25	0	64.0	177	0	37	3	27	123.47
Kansas	4	6	0	66.7	59	0	18	1	7	149.27
TCU	9	21	0	42.9	159	1	83	0	0	122.17
Texas A&M	14	20	0	70.0	195	1	79	3	6	168.40
TOTALS	152	264	4	57.6	1,755	9	83	21	117	121.64



JOE HUBENER	Comp	Att	Int	Pct	Yards	TD	Long	Sack	Yds	Effic.
Stanford	3	7	1	42.9	36	0	16	1	8	57.49
Florida Atlantic	5	5	0	100.0	42	0	10	0	0	170.56
Missouri State				DNP						
West Virginia				DNP						
Texas Tech				DNP						
Oklahoma	12	23	0	52.2	157	1	54	2	18	123.86
Texas	0	0	0	0.0	0	0	0	0	0	0.0
Iowa State				DNP						
Oklahoma State				DNP						
Baylor	0	0	0	0.0	0	0	0	0	0	0.0
Kansas	2	4	0	50.0	40	0	22	0	0	134.00
TCU				DNP						
Texas A&M				DNP						
TOTALS	22	39	1	56.4	275	1	54	3	26	118.97



GAME-BY-GAME RUSHING (NO-YDS/TDS)

PLAYER	NO-YDS/TDS	STAN	FAU	MSU	WVU	TTU	OU	UT	ISU	OSU	BU	KU	TCU	TAMU
Ertz, Jesse	183-1,012/12	13-20/0	9-40/1	3-85/0	12-25/1	10-83/1	7-40/1	18-78/2	9-106/0	30-153/3	17-46/0	12-99/0	19-170/1	24-67/2
Jones, Charles	115-596/2	8-43/0	8-40	5-23/1	16-53/0	19-128/1	8-34/0	12-81/0	12-37/0	7-70/0	6-46/0	5-7/0	4-15/0	5-19/0
Silmon, Justin	86-464/3	7-26/0	3-18/0	3-19/0	4-0/0	DNP	6-35/0	11-58/0	9-54/1	5-29/0	4-11/0	2-4/0	22-133/2	10-77/0
Barnes, Alex	56-442/6	—	8-73/0	1-5/0	—	—	1-6/0	4-17/0	5-37/1	8-72/0	19-129/4	10-103/1	DNP	DNP
Warmack, D.	41-211/0	1-7/0	8-90/0	2-1/0	8-35/0	8-21/0	1-4/0	1--2/0	DNP	3-8/0	DNP	5-43/0	3-3/0	1-3/0
Delton, Alex	24-116/1	DNP	7-37/1	1-15/0	DNP	DNP	DNP	DNP	4-11/0	DNP	DNP	12-53/0	DNP	DNP
Dimel, Winston	30-92/12	—	5-19/4	7-19/2	1-2/0	1-1/0	2-4/0	1--3/0	1-1/1	1-10/1	3-8/2	6-15/2	2-16/0	—
Heath, D.	2-54/1	—	—	—	—	—	—	1-2/0	—	—	—	—	—	1-52/1
Hubener, Joe	21-20/2	3--4/0	6-19/1	DNP	DNP	DNP	1--2/0	1-9/0	DNP	DNP	—	5-7/1	DNP	DNP
Pringle, Byron	3-12/0	—	—	—	1-5/0	—	—	—	1-4/0	1-3/0	—	—	—	—
Morgan, C.	1-11/0	DNP	—	DNP	DNP	DNP	DNP	DNP	DNP	DNP	DNP	1-11/0	DNP	—
TOTALS	572-3,013/39	32-92/0	54-336/7	22-165/3	42-120/1	39-231/2	32-110/1	51-234/2	43-247/3	56-345/4	51-237/6	58-342/4	51-336/3	41-218/3

GAME-BY-GAME RECEIVING (NO-YDS/TDS)

PLAYER	NO-YDS/TDS	STAN	FAU	MSU	WVU	TTU	OU	UT	ISU	OSU	BU	KU	TCU	TAMU
Pringle, Byron	39-631/4	1-14/0	1-36/0	2-30/1	4-61/0	2-26/0	3-43/0	4-42/1	2-14/0	1-9/0	5-46/0	5-77/0	6-126/1	3-107/1
Heath, D.	45-438/3	4-65/0	3-40/1	1-9/1	2-35/0	2-21/0	7-101/1	7-41/0	9-46/0	4-48/0	2-7/0	—	—	4-25/0
Burton, Deante	29-404/1	4-44/0	1-20/0	1-20/0	1-37/0	2-16/0	4-35/0	4-53/0	5-72/1	—	4-82/0	—	—	3-25/0
Zuber, Isaiah	24-192/2	3-34/1	—	—	2-29/0	3-35/1	2-14/0	2-9/0	1-7/0	4-20/0	4-32/0	—	—	3-12/0
Jones, Charles	13-130/0	4-39/0	1-12/0	1-16/0	—	1-6/0	2-12/0	2-14/0	—	1-9/0	—	1-22/0	—	—
Harris, Isaiah	10-78/0	DNP	6-46/0	DNP	DNP	DNP	DNP	DNP	—	1--1/0	—	DNP	3-33/0	DNP
Dimel, Winston	6-66/0	—	1-5/0	2-19/0	1-4/0	—	—	1-12/0	—	—	—	—	—	1-26/0
Sutton, Corey	4-54/0	1-28/0	—	1-6/0	—	—	1-8/0	—	1-12/0	DNP	DNP	—	—	—
Reuter, Zach	2-22/0	—	—	—	—	—	1-12/0	—	—	—	1-10/0	—	—	—
Warmack, Dalvin	2-16/0	1-13/0	—	1-3/0	—	—	—	—	DNP	—	DNP	—	—	—
Valentine, Dayton	2-8/0	1-6/0	—	1-2/0	—	—	—	—	—	—	—	—	—	—
Silmon, Justin	1-2/0	—	—	—	—	DNP	—	—	—	1-2/0	—	—	—	—
TOTALS	177-2,041/10	19-243/0	13-159/1	10-105/2	10-166/0	10-104/1	20-225/1	20-171/1	18-151/1	12-87/0	16-177/0	6-99/0	9-159/1	14-195/1

DEFENSIVE STATISTICS

PLAYER	GP	SOLO	AST	TOTAL	TFL-YDS	SACKS-YDS	INT-YDS	PBU	QBH	FR	FF	BLK	SA
Lee, Elijah	13	72	38	110	6.5-17	1.5-6	2-3	3	.	1-0	1	.	.
Reed, D.J.	13	62	13	75	0.5-1	.	3-35	16	.	.	2	.	.
Moore, Charmeachealle	13	54	21	75	4.0-12	0.5-5	.	2	.	3-55	.	.	.
Barnett, Dante	13	46	21	67	3.5-20	1.0-4	1-48	3
Adams, Kendall	13	46	16	62	.	.	2-15	1	.	1-0	.	.	.
Willis, Jordan	13	34	18	52	17.5-101	11.5-84	.	3	.	1-7	3	.	.
Shelley, Duke	11	40	8	48	1.0-1	.	3-29	4
Starks, Donnie	13	36	11	47	1.0-3	.	3-64	2
Geary, Will	13	30	15	45	7.0-13	1.0-4	.	1	.	1-0	.	.	.
Walker, Reggie	13	29	10	39	11.5-57	6.5-41	.	2	.	2-0	3	.	.
Wood, Tanner	13	24	10	34	4.5-21	2.0-16	2	.	.
Tanking, Trent	13	13	6	19	.	.	1-11	1
Dishon, Trey	12	9	9	18	4.0-13	3.0-10	.	1	.	.	1	.	.
Goolsby, Denzel	13	2	9	11
Moore, Cre	7	7	4	11	3.0-6	.	.	2
Couchman, Colborn	13	4	5	9
Seiwert, Matt	13	4	4	8	.	.	1-0	1
Newlan, Sean	13	5	3	8
Sizelove, Sam	13	5	2	7
Moore, Colby	13	2	5	7
Settles, Craig	7	4	2	6	1.5-5
Johnston, Chase	13	3	3	6
Davis, Will	12	2	3	5	1.5-3
Barry, Brogan	13	2	3	5
Kirby, Jayd	13	3	1	4	2	.
Sullivan, Elijah	11	4	.	4
Dozier, Cedric	4	4	.	4	.	.	.	1
Mack, Ryan	5	3	.	3
Ball, Kyle	5	2	1	3	2.0-26	2.0-26
Price, Ray	6	2	.	2	1.0-12	1.0-12
Barnes, Alex	11	2	.	2
Patterson, Ian	9	2	.	2
Scott, Drew	13	.	1	1
Risner, Dalton	13	1	.	1
Heath, Dominique	13	1	.	1
Reese, C.J.	7	1	.	1	.	.	.	1
Ertz, Jesse	13	1	.	1
Clark, Davis	4
Total.....	13	561	242	803	70-311	30-208	16-205	44	.	9-62	12	2	.
Opponents.....	13	605	199	804	80.0-285	25-147	5-59	43	.	7-0	7	2	2

SPECIAL TEAMS TACKLES

PLAYER	TOTAL	KO	PUNT	PLAYER	TOTAL	KO	PUNT
Tanking, Trent	12	9	3	Kirby, Jayd	3	3	0
Goolsby, Denzel	10	5	5	Barnes, Alex	2	0	2
Couchman, Colborn	8	5	3	Lee, Elijah	2	0	2
Moore, Colby	7	7	0	Mack, Ryan	2	2	0
Johnston, Chase	6	6	0	Patterson, Ian	2	2	0
Newlan, Sean	6	6	0	Seiwert, Matt	2	0	2
Barry, Brogan	5	5	0	Scott, Drew	1	0	1
Sizelove, Sam	5	2	3	Wood, Tanner	1	0	1
Reed, D.J.	4	0	4	TOTALS	82	56	26
Sullivan, Elijah	4	4	0				

GAME-BY-GAME TACKLES

PLAYER	UT-AT-TT	STAN	FAU	MSU	WVU	TTU	OU	UT	ISU	OSU	BU	KU	TCU	TAMU
Lee, Elijah	72-38-110	4-8-12	3-1-4	2-1-3	12-2-14	7-1-8	4-6-10	6-1-7	4-7-11	8-0-8	4-1-5	7-1-8	6-2-8	5-7-12
Reed, D.J.	62-13-75	—	3-0-3	1-0-1	5-0-5	7-0-7	4-1-5	4-0-4	11-3-14	7-0-7	4-3-7	5-0-5	5-3-8	6-3-9
Moore, C.	54-21-75	3-1-4	3-1-4	2-3-5	4-0-4	6-1-7	5-2-7	5-0-5	3-5-8	7-0-7	7-1-8	5-1-6	3-2-5	2-4-6
Barnett, Dante	46-21-67	3-1-4	1-0-1	4-0-4	5-3-8	4-0-4	2-8-10	4-1-5	5-3-8	6-0-6	4-0-4	4-0-4	2-1-3	2-4-6
Adams, Kendall	46-16-62	3-2-5	2-0-2	—	2-0-2	7-0-7	7-4-11	5-0-5	1-2-3	2-0-2	3-4-7	6-0-6	3-2-5	5-2-7
Willis, Jordan	34-18-52	3-2-5	3-1-4	1-1-2	5-0-5	4-0-4	4-5-9	5-2-7	0-1-1	2-0-2	0-2-2	3-1-4	2-1-3	2-2-4
Shelley, Duke	40-8-48	2-3-5	7-0-7	—	3-1-4	9-0-9	3-2-5	2-0-2	3-2-5	3-0-3	8-0-8	DNP	DNP	—
Starks, Donnie	36-11-47	0-3-3	1-1-2	—	3-0-3	7-0-7	0-1-1	3-0-3	1-3-4	5-0-5	5-1-6	3-0-3	2-0-2	6-2-8
Geary, Will	30-15-45	2-1-3	1-1-2	2-0-2	5-0-5	2-1-3	1-4-5	1-1-2	1-2-3	3-0-3	2-3-5	4-0-4	5-2-8	1-0-1
Walker, Reggie	29-10-39	4-1-5	1-0-1	1-0-1	2-0-2	3-0-3	4-2-6	3-0-3	3-1-4	1-0-1	2-1-3	—	2-2-4	2-3-5
Wood, Tanner	24-10-34	2-0-2	3-0-3	1-0-1	2-0-2	1-1-2	1-2-3	4-0-4	0-2-2	—	3-3-6	0-1-1	5-0-5	2-1-3
Tanking, Trent	13-6-19	1-1-2	3-1-4	1-0-1	—	2-0-2	0-1-1	—	1-2-3	—	—	0-1-1	5-0-5	—
Dishon, Trey	9-9-18	1-0-1	0-1-1	DNP	1-0-1	—	0-3-3	1-0-1	0-2-2	1-0-1	1-1-2	3-0-3	1-0-1	0-2-2
Moore, Cre	7-4-11	—	—	DNP	DNP	—	DNP	DNP	DNP	DNP	—	2-0-2	4-1-5	1-3-4
Goolsby, Denzel	2-9-11	—	0-1-1	—	1-0-1	—	0-1-1	—	0-2-2	—	0-1-1	—	0-4-4	1-0-1
Couchman, C.	4-5-9	—	2-2-4	1-0-1	—	—	0-1-1	1-0-1	0-1-1	—	—	—	0-1-1	—
Newlan, Sean	5-3-8	—	3-0-3	—	1-1-2	—	—	—	0-1-1	—	0-1-1	1-0-1	—	—
Seiwert, Matt	4-4-8	—	2-0-2	1-0-1	—	—	—	0-1-1	1-1-2	—	0-1-1	—	0-1-1	—
Sizelove, Sam	5-2-7	—	1-0-1	1-0-1	1-0-1	—	—	—	—	—	0-1-1	—	2-1-3	—
Moore, Colby	2-5-7	0-1-1	—	—	—	—	0-1-1	1-0-1	1-2-3	—	—	0-1-1	—	—
Settles, Craig	4-2-6	DNP	—	DNP	DNP	DNP	DNP	DNP	1-0-1	1-0-1	—	2-0-2	0-1-1	0-1-1
Johnston, Chase	3-3-6	—	—	—	0-1-1	1-0-1	—	1-0-1	—	—	—	1-0-1	0-2-2	—
Barry, Brogan	2-3-5	0-2-2	1-0-1	—	1-0-1	—	—	—	0-1-1	—	—	—	—	—
Davis, Will	2-3-5	0-2-2	—	1-1-2	—	—	—	—	—	—	—	1-0-1	DNP	—
Dozier, Cedric	4-0-4	DNP	2-0-2	DNP	DNP	1-0-1	DNP	DNP	1-0-1	—	DNP	DNP	DNP	DNP
Sullivan, Elijah	4-0-4	DNP	—	1-0-1	—	2-0-2	—	—	DNP	—	1-0-1	—	—	—
Kirby, Jayd	3-1-4	—	1-0-1	—	—	—	—	—	—	1-0-1	—	—	0-1-1	1-0-1
Mack, Ryan	3-0-3	—	1-0-1	DNP	—	1-0-1	1-0-1	DNP	DNP	DNP	DNP	DNP	DNP	DNP
Ball, Kyle	2-1-3	DNP	DNP	DNP	DNP	DNP	DNP	1-0-1	1-1-2	—	DNP	DNP	—	—
Barnes, Alex	2-0-2	—	—	—	1-0-1	1-0-1	—	—	—	—	—	—	DNP	DNP
Price, Ray	2-0-2	DNP	1-0-1	DNP	—	DNP	—	DNP	DNP	DNP	1-0-1	DNP	—	—
Reese, C.J.	1-0-1	DNP	1-0-1	DNP	DNP	—	—	DNP	—	DNP	—	—	—	DNP
Scott, Drew	0-1-1	—	—	—	—	—	—	—	—	—	—	—	0-1-1	—

GAME-BY-GAME TACKLES FOR LOSS

PLAYER	TFL-Yds	STAN	FAU	MSU	WVU	TTU	OU	UT	ISU	OSU	BU	KU	TCU	TAMU
Willis, Jordan	17.5-101	1.0-1	1.0-11	1.5-4	2.0-12	2.0-21	1.0-2	3.0-19	—	2.0-11	—	1.5-5	1.5-10	1.0-5
Walker, Reggie	11.5-57	1.0-1	1.0-6	—	—	2.0-15	—	1.0-9	1.0-1	—	2.5-10	—	2.5-13	0.5-2
Geary, Will	7.0-13	—	—	—	1.0-2	—	0.5-1	—	—	—	1.0-4	1.0-1	3.5-5	—
Lee, Elijah	6.5-17	1.0-4	1.0-1	0.5-1	1.0-2	—	0.5-1	—	0.5-4	—	1.0-1	—	—	1.0-3
Wood, Tanner	4.5-21	2.0-3	1.0-12	—	—	—	0.5-2	—	—	—	0.5-0	0.5-4	—	—
Dishon, Trey	4.0-13	—	—	DNP	—	—	0.5-1	—	—	—	1.5-5	2.0-7	—	—
Moore, C.	4.0-12	—	—	1.0-3	1.0-1	—	—	1.0-2	0.5-5	—	—	—	0.5-1	—
Barnett, Dante	3.5-20	2.5-11	—	—	—	1.0-9	—	—	—	—	—	—	—	—
Moore, Cre	3.0-6	—	—	DNP	DNP	—	DNP	DNP	DNP	DNP	—	—	3.0-6	—
Ball, Kyle	2.0-26	DNP	DNP	DNP	DNP	DNP	DNP	1.0-9	1.0-14	—	DNP	DNP	—	—
Settles, Craig	1.5-5	DNP	—	DNP	DNP	DNP	DNP	DNP	—	—	—	1.0-4	—	0.5-1
Davis, Will	1.5-3	0.5-1	—	1.0-2	—	—	—	—	—	—	—	—	DNP	—
Price, Ray	1.0-12	—	1.0-12	DNP	—	DNP	—	DNP	DNP	DNP	—	DNP	—	—
Starks, Donnie	1.0-3	—	—	—	—	—	—	—	—	1.0-3	—	—	—	—
Shelley, Duke	1.0-1	—	1.0-1	—	—	—	—	—	—	—	—	DNP	DNP	—
Reed, D.J.	0.5-1	—	—	—	—	—	—	—	—	—	0.5-1	—	—	—
TOTALS	70.0-311	8.0-21	6.0-43	4.0-10	5.0-17	5.0-45	3.0-7	6.0-39	3.0-27	3.0-14	7.0-21	6.0-21	11.0-35	3.0-11

GAME-BY-GAME SACKS

PLAYER	Sack-Yds	STAN	FAU	MSU	WVU	TTU	OU	UT	ISU	OSU	BU	KU	TCU	TAMU
Willis, Jordan	11.5-84	1.0-1	1.0-11	—	2.0-12	2.0-21	—	2.0-17	—	1.0-6	—	1.5-5	10-8	—
Walker, Reggie	6.5-41	—	1.0-6	—	—	1.0-12	—	1.0-9	—	—	1.5-3	—	2.0-11	—
Dishon, Trey	3.0-10	—	—	DNP	—	—	—	—	—	—	1.0-3	2.0-7	—	—
Ball, Kyle	2.0-26	DNP	DNP	DNP	DNP	DNP	DNP	1.0-9	1.0-17	—	DNP	DNP	—	—
Wood, Tanner	2.0-16	—	1.0-12	—	—	—	—	—	—	—	0.5-0	0.5-4	—	—
Lee, Elijah	1.5-6	—	—	—	1.0-2	—	—	—	0.5-4	—	—	—	—	—
Price, Ray	1.0-12	DNP	1.0-12	—	—	DNP	—	DNP	DNP	DNP	—	DNP	—	—
Barnett, Dante	1.0-4	1.0-4	—	—	—	—	—	—	—	—	—	—	—	—
Geary, Will	1.0-4	—	—	—	—	—	—	—	—	—	1.0-4	—	—	—
Moore, C.	0.5-5	—	—	—	—	—	—	—	0.5-5	—	—	—	—	—
TOTALS	30.0-208	2.0-5	4.0-41	0.0-0	3.0-14	3.0-33	0.0-0	4.0-35	2.0-26	1.0-9	4.0-10	4.0-16	3.0-19	0.0-0

AVERAGE STARTING FIELD POSITION

	Total Drives	Total Yd. Line	Average Field Pos.	Started in Opp.	Total Scores	TD	FG	MFG	Punts	Downs	To	Clock	Total Points
K-State	152	4,852	Own 32	17	64	49	15	4	54	6	9	12	384
Opponents	157	4,211	Own 27	5	46	37	9	3	61	12	24	14	286

DRIVE CHART (NO. OF DRIVES/TD/FG)

Drive Start Result	1-9 NO/TD/FG	10-19 NO/TD/FG	20-29 NO/TD/FG	30-39 NO/TD/FG	40-49 NO/TD/FG	50+ NO/TD/FG
at Stanford	3/0/0	1/0/0	5/0/0	2/1/1	0/0/0	1/0/1
Florida Atlantic	0/0/0	2/1/0	6/1/0	1/1/0	1/1/0	4/4/0
Missouri State	0/0/0	1/1/0	0/0/0	2/1/0	2/1/0	3/2/0
at West Virginia	2/0/0	1/0/0	4/0/0	2/0/1	1/0/0	2/1/1
Texas Tech	2/0/0	0/0/0	2/1/1	3/1/0	1/0/1	2/1/1
at Oklahoma	2/1/0	4/1/0	4/0/0	1/0/0	0/0/0	1/0/1
Texas	0/0/0	2/0/0	5/2/1	2/1/0	1/0/0	1/0/0
at Iowa State	2/0/0	3/2/0	2/1/1	2/1/0	0/0/0	1/0/0
Oklahoma State	0/0/0	1/0/0	4/1/1	5/2/0	1/1/0	1/0/0
at Baylor	1/0/0	5/3/0	0/0/0	2/0/0	3/0/0	3/3/0
Kansas	0/0/0	1/0/0	4/3/0	3/1/0	2/0/0	2/0/0
at TCU	1/0/0	2/1/0	4/1/1	4/1/0	2/1/0	0/0/0
vs. Texas A&M	0/0/0	0/0/0	6/1/2	2/1/0	3/2/0	1/0/0

3-AND-OUT

	Kansas State 3-and-Out/Drives	Opponent 3-and-Out/Drives
at Stanford	2/12	3/11
Florida Atlantic	2/14	6/16
Missouri State	2/8	4/7
at West Virginia	3/12	2/12
Texas Tech	2/10	1/13
at Oklahoma	3/12	0/11
Texas	2/11	3/11
at Iowa State	0/10	1/11
Oklahoma State	3/12	0/12
at Baylor	1/14	3/14
Kansas	2/12	2/14
at TCU	1/13	6/13
vs. Texas A&M	2/12	2/12

SCORING DRIVE ANALYSIS

Yardage	KANSAS STATE		OPPONENTS	
	TD	FG	TD	FG
No Drive	4	0	0	0
Minus Yds.	0	1	0	0
0-9	2	0	0	0
10-19	2	1	0	0
20-29	5	0	1	0
30-39	0	2	0	2
40-49	2	2	3	2
50-59	6	4	5	1
60-69	10	2	4	2
70-79	11	2	15	0
80-89	9	1	5	0
90-99	2	0	5	0

GAME-OPENING DRIVES

Opponent	KANSAS STATE			OPPONENTS		
	Pts.	1st Dns.	Yds.	Pts.	1st Dns.	Yds.
at Stanford	0	1	20	3	2	32
Florida Atlantic	7	5	89	0	4	55
Missouri State	7	4	63	0	0	9
at West Virginia	0	1	11	0	2	60
Texas Tech	7	5	66	7	5	85
at Oklahoma	0	0	3	7	3	63
Texas	7	5	68	0	4	56
at Iowa State	3	1	66	0	0	0
Oklahoma St.	7	5	75	0	2	38
at Baylor	0	1	5	0	0	6
Kansas	6	4	70	3	3	58
at TCU	3	4	68	0	2	38
vs. Texas A&M	0	1	7	7	4	75

SECOND HALF-OPENING DRIVES

Opponent	KANSAS STATE			OPPONENTS		
	Pts.	1st Dns.	Yds.	Pts.	1st Dns.	Yds.
at Stanford	0	1	9	0	1	4
Florida Atlantic	0	0	4	0	1	14
Missouri State	-	-	-	-	-	-
at West Virginia	3	2	37	3	2	55
Texas Tech	0	0	5	0	4	77
at Oklahoma	0	0	0	0	1	11
Texas	0	3	66	0	0	9
at Iowa State	7	5	85	7	3	52
Oklahoma St.	0	0	9	0	2	26
at Baylor	7	5	84	0	1	24
Kansas	7	5	75	0	0	5
at TCU	7	1	83	0	1	5
vs. Texas A&M	0	1	29	7	5	90

THIRD-DOWN CONVERSIONS (INCLUDES 3RD-AND-GOAL SITUATIONS)

BY QUARTER	<u>1</u>		<u>2</u>		<u>3</u>		<u>4</u>		TOTAL
	Kansas State	PCT.	Opponents	PCT.	Kansas State	PCT.	Opponents	PCT.	
Kansas State	25-40	.625	15-46	.326	17-37	.459	22-51	.431	79-174
Opponents	23-47	.489	16-48	.333	13-37	.351	12-39	.308	64-171

BY YARDAGE	<u>1-3</u>		<u>4-6</u>		<u>7-10</u>		<u>11+</u>		TOTAL
	Kansas State	PCT.	Opponents	PCT.	Kansas State	PCT.	Opponents	PCT.	
Kansas State	38-56	.679	13-28	.464	20-53	.377	8-37	.216	79-174
Opponents	27-44	.614	18-36	.500	16-63	.254	3-28	.107	64-171

WHO CONVERTS FOR K-STATE: Ertz 25, Heath 12, Jones 10, Pringle 10, Burton 5, Hubener 4, Harris 3, Zuber 3, Dimel 2, Silmon 2, Barnes 1, Delton 1, Valentine 1, Warmack 1.

RED ZONE (INSIDE THE 20-YARD LINE)

Opponent	Score	Times Inside		Total Pts	Total TDs	Rush TDs	Pass TDs	FGs Made	Failed to score inside opp. 20					
		Opp. 20	Times Scored						FGA	Downs	Int	Fumb	Half	Game
at Stanford	13-26	3	3	13	1	0	1	2	0	0	0	0	0	0
Florida Atlantic	63-7	8	8	56	8	7	1	0	0	0	0	0	0	0
Missouri State	35-0	5	5	35	5	3	2	0	0	0	0	0	0	0
at West Virginia	17-16	4	4	16	1	1	0	3	0	0	0	0	0	0
Texas Tech	44-38	6	6	30	3	2	1	3	0	0	0	0	0	0
at Oklahoma	17-38	2	2	10	1	1	0	1	0	0	0	0	0	0
Texas	24-21	5	4	24	3	2	1	1	0	0	0	1	0	0
at Iowa State	31-26	5	5	31	4	3	1	1	0	0	0	0	0	0
Oklahoma State	37-43	7	5	30	4	4	0	1	0	1	1	0	0	0
at Baylor	42-21	6	6	42	6	6	0	0	0	0	0	0	0	0
Kansas	34-19	5	3	20	3	3	0	0	1	0	0	1	0	0
at TCU	30-6	3	3	16	2	2	0	1	0	0	0	0	0	0
vs. Texas A&M	33-28	3	3	16	2	2	0	1	0	0	0	0	0	0
Totals	419-290	62	57	339	43	36	7	14	1	1	1	2	0	0
Opponents	290-419	36	28	173	22	9	13	6	2	3	1	2	0	0

Season Percentage - Overall: 57 of 62 (91.9%)
 Season Percentage - Touchdowns: 43 of 62 (69.4%)
 Season Percentage - Field Goals: 14 of 62 (22.5%)

LONG PLAYS (20-PLUS YARDS)

KANSAS STATE

Yards	Opponent	Play/Situation/Result
83	TCU	Pringle 83 pass from Ertz (TD)
79	Texas A&M	Pringle 79 pass from Ertz (TD)
54	Iowa State	Ertz 54 run (1st and Goal at IS 10)
54	Oklahoma	Heath 54 pass from Hubener (TD)
52	Texas A&M	Heath 52 run (TD)
44	Stanford	Heath 44 pass from Ertz (1st and 10 at STAN 15)
43	Florida Atlantic	Warmack 43 run (1st and Goal at FAU 7)
40	Baylor	Ertz 40 run (1st and Goal at BU 2)
40	Missouri State	Ertz 40 run (1st and Goal at MSU 4)
37	Baylor	Burton 37 pass from Ertz (1st and 10 at KS 47)
37	West Virginia	Burton 37 pass from Ertz (1st and 10 at WV 36)
36	Texas A&M	Silmon 36 run (1st and 10 at TAMU 32)
36	Kansas	Warmack 36 run (1st and 10 at KU 37)
36	Florida Atlantic	Pringle 36 pass from Ertz (1st and Goal at FAU 3)
35	TCU	Silmon 35 run (1st and 10 at TCU 36)
35	Oklahoma State	Jones 35 run (1st and 10 at OS 32)
35	Missouri State	Ertz 35 run (1st and 10 at MSU 19)
34	Kansas	Ertz 34 run (1st and 10 at KU 31)
32	TCU	Ertz 32 run (TD)
32	Oklahoma State	Heath 32 pass from Ertz (1st and 10 at OS 14)
31	TCU	Ertz 31 run (1st and 10 at TCU 20)
31	Kansas	Barnes 31 run (TD)
31	Texas	Burton 31 pass from Ertz (1st and 10 at UT 47)
31	Texas Tech	Jones 31 run (1st and 10 at TT 24)
29	TCU	Ertz 29 run (1st and 10 at TCU 24)
28	Texas A&M	Silmon 28 run (1st and Goal at TAMU 4)
28	Stanford	Sutton 28 pass from Ertz (1st and 10 at STAN 26)
27	Kansas	Barnes 27 run (1st and Goal at KU 2)
27	Oklahoma State	Barnes 27 run (1st and 10 at OS 31)
27	Texas Tech	Ertz 27 run (1st and 10 at TT 37)
26	Texas A&M	Dimel 26 pass from Ertz (1st and Goal at TAMU 6)
26	TCU	Silmon 26 run (1st and 10 at KS 49)
26	Baylor	Ertz 26 run (1st and 10 at BU 47)
26	Texas	Jones 26 run (1st and 10 at UT 17)
26	Oklahoma	Pringle 26 pass from Hubener (1st and 10 at KS 45)
26	Texas Tech	Jones 26 run (1st and 10 at TT 11)
26	West Virginia	Heath 26 pass from Ertz (1st and Goal at WV 6)
25	Oklahoma State	Ertz 25 run (1st and 10 at OS 20)
25	Iowa State	Ertz 25 run (1st and 10 at IS 13)
25	Texas	Silmon 25 run (1st and 10 at UT 25)
24	Baylor	Burton 24 pass from Ertz (1st and 10 at BU 25)
24	Baylor	Jones 24 run (1st and 10 at BU 31)
24	Oklahoma State	Silmon 24 run (1st and 10 at OS 16)
24	Stanford	Jones 24 pass from Ertz (1st and 10 at STAN 23)
22	Kansas	Jones 22 pass from Hubener (1st and 10 at KS 48)
22	Iowa State	Burton 22 pass from Ertz (1st and 10 at KS 48)
22	Florida Atlantic	Barnes 22 run (1st and 10 at KS 42)
21	Kansas	Ertz 21 run (1st and Goal at KU 1)
21	Texas Tech	Ertz 21 run (1st and 10 at TT 46)
20	Texas A&M	Ertz 20 run (1st and Goal at TAMU 1)
20	Texas A&M	Ertz 20 run (1st and 10 at TAMU 18)
20	Baylor	Zuber 20 pass from Ertz (1st and 10 at KS 40)
20	Oklahoma	Ertz 20 run (1st and 10 at OU 12)
20	West Virginia	Ertz 20 run (1st and 10 at WV 17)
20	Missouri State	Burton 20 pass from Ertz (1st and 10 at MSU 44)
20	Florida Atlantic	Heath 20 pass from Ertz (TD)
20	Florida Atlantic	Burton 20 pass from Ertz (1st and 10 at FAU 39)

No. of plays from scrimmage, 20+ yards: 57 (36 run/21 pass)

No. of plays from scrimmage, 40+ yards: 9 (5 run/4 pass)

Returns	Opponent	Player
Kickoff	Texas Tech	Pringle 99 yards
Punt	Florida Atlantic	Heath 75 yards
Interception	Baylor	Barnett 44 yards
Fumble	Stanford	Moore 35 yards
No. of returns 20+ yards: 29 (21 KR/2 PR/4 Int/2 Fum)		
No. of returns 40+ yards: 7 (4 KR/2 PR/1 Int/0 Fum)		

OPPONENTS

Yards	Opponent	Play/Situation/Result
95	Kansas	Gonzalez 95 pass from Stanley (TD)
88	Oklahoma	Westbrook 88 pass from Mayfield (TD)
82	Oklahoma State	Washington 82 pass from Rudolph (TD)
80	Texas	Buvernay 80 pass from Buechele (TD)
61	Texas Tech	Coutee 61 pass from Mahomes (TD)
54	Oklahoma State	Jarwin 54 pass from Rudolph (TD)
52	West Virginia	Gibson 52 pass from Howard (1st and 10 at KS 21)
48	Oklahoma State	Seales 48 pass from Rudolph (1st and 10 at KS 15)
48	Iowa State	Lazard 48 pass from Park (1st and 10 at KS 14)
46	West Virginia	Gibson 46 pass from Howard (1st and 10 at KS 28)
42	Oklahoma State	Jarwin 42 pass from Rudolph (1st and 10 at KS 33)
41	Texas Tech	Lauderdale 41 pass from Mahomes (1st and Goal at KS 6)
41	Stanford	McCaffrey 41 run (TD)
40	Texas A&M	Kirk 40 pass from Knight (1st and 10 at KS 20)
40	Stanford	Rector 40 pass from Burns (TD)
39	TCU	Gray 39 pass from Hill (1st and 10 at KS 35)
39	Iowa State	Epps 39 pass from Park (1st and 10 at KS 46)
39	Texas Tech	Coutee 39 pass from Mahomes (1st and 10 at KS 44)
39	Florida Atlantic	Woods 39 pass from Driskel (1st and Goal at KS 5)
37	Texas A&M	Reynolds 37 pass from Knight (1st and Goal at KS 6)
36	Kansas	Stanley 36 run (1st and 10 at KS 40)
35	Stanford	McCaffrey 35 run (TD)
34	Oklahoma State	Hays 34 pass from Rudolph (TD)
32	Kansas	Sims 32 pass from Stanley (1st and 10 at KS 21)
31	Texas Tech	Felton 31 run (1st and 10 at TT 45)
31	West Virginia	Shorts 31 pass from Howard (1st and 10 at KS 38)
30	Kansas	Patrick 30 pass from Stanley (1st and 10 at KU 45)
28	Iowa State	Lanning 28 run (1st and 10 at KS 24)
28	Iowa State	Montgomery 28 pass from Park (1st and 10 at IS 40)
27	TCU	Hicks 27 run (1st and 10 at KS 48)
26	Oklahoma State	Sanders 26 run (1st and 10 at OS 36)
26	Iowa State	Lanning 26 run (1st and 10 at KS 26)
26	Oklahoma	Westbrook 26 pass from Mixon (TD)
26	Texas Tech	Lauderdale 26 pass from Mahomes (1st and 10 at TT 49)
25	Texas A&M	Ford 25 run (1st and 10 at KS 42)
25	Baylor	Lynch 25 pass from Smith (TD)
25	Oklahoma	Perine 25 pass from Mayfield (TD)
25	Texas Tech	White 25 pass from Batson (1st and 10 at KS 21)
25	Stanford	Taboada 25 pass from Burns (1st and 10 at KS 40)
24	Baylor	Platt 24 pass from Smith (TD)
24	Iowa State	Jones 24 pass from Park (TD)
24	Iowa State	Lazard 24 pass from Park (1st and 10 at KS 22)
23	Texas A&M	Kirk 23 pass from Knight (1st and 10 at TAMU 33)
23	Iowa State	Daley 23 pass from Park (1st and 10 at IS 48)
23	Texas	Oliver 23 pass from Buechele (1st and Goal at KS 10)
22	Oklahoma	Mixon 22 run (1st and 10 at KS 22)
22	Oklahoma	Mixon 22 pass from Mayfield (1st and 10 at KS 44)
22	Texas Tech	Giles 22 pass from Mahomes (1st and 10 at KS 23)
22	Florida Atlantic	Whyte 22 run (1st and 10 at KS 42)
21	Oklahoma State	Rudolph 21 run (1st and Goal at KS 5)
21	Iowa State	Daley 21 pass from Park (1st and 10 at KS 13)
21	West Virginia	Crawford 21 run (1st and 10 at KS 35)
20	TCU	Gray 20 pass from Sawyer (1st and 10 at TCU 44)
20	Texas	Foreman 20 pass from Buechele (1st and Goal at KS 7)
20	Oklahoma	Westbrook 20 pass from Mayfield (1st and 10 at KS 14)
20	Oklahoma	Westbrook 20 pass from Mayfield (1st and 10 at KS 25)
20	Texas Tech	Coutee 20 pass from Mahomes (1st and 10 at KS 41)

No. of plays from scrimmage, 20+ yards: 57 (13 run/44 pass)

No. of plays from scrimmage, 40+ yards: 15 (1 run/14 pass)

Returns	Opponent	Player
Kickoff	Florida Atlantic	Singletary 33 yards
Punt	None	
Interception	Texas	Freeman 33 yards
Fumble	None	
No. of returns 20+ yards: 19 (17 KR/0 PR/2 Int/0 Fum)		
No. of returns 40+ yards: 0 (0 KR/0 PR/0 Int/0 Fum)		

SUPERLATIVES

KANSAS STATE

INDIVIDUAL

Longest Rush: 54, Jesse Ertz at Iowa State
Longest Touchdown Run: 52, Dominique Heath vs. Texas A&M
Longest Pass: 83, Jesse Ertz at TCU
Longest TD Pass: 83, Jesse Ertz at TCU
Longest Punt Return: 75, Dominique Heath vs. Florida Atlantic
Longest Kickoff Return: 99, Byron Pringle vs. Texas Tech
Longest Interception Return: 48, Dante Barnett at Baylor
Most Punts: 6, Nick Walsh at Oklahoma
Longest Punt: 58, Nick Walsh vs. Texas Tech and at TCU
Highest Punt Average: 54.5, Mitch Lochbihler at Iowa State
Longest Field Goal: 43, Ian Patterson vs. Oklahoma State
Most Field Goals: 3, Matthew McCrane at West Virginia and vs. Texas Tech
Most TDs Rushing: 4, Winston Dimel vs. Florida Atlantic and Alex Barnes at Baylor
Most TDs Receiving: 1, 10 Times
Most TDs Passing: 2, Jesse Ertz vs. Missouri State
Most Rushing Attempts: 30, Jesse Ertz vs. Oklahoma State
Most Yards Rushing: 170, Jesse Ertz at TCU
Most Pass Attempts: 34, Jesse Ertz at Stanford
Most Pass Completions: 20, Jesse Ertz vs. Texas
Most Yards Passing: 207, Jesse Ertz at Stanford
Most Receptions: 9, Dominique Heath at Iowa State
Most Yards Receiving: 126, Byron Pringle at TCU
Most Total Offense: 329, Jesse Ertz at TCU
Most All-Purpose Yards: 185, Byron Pringle vs. Texas Tech
Most Interceptions: 2, Donnie Starks at Baylor
Most Tackles: 14, Elijah Lee at West Virginia and D.J. Reed at Iowa State
Most Solo Tackles: 12, Elijah Lee at West Virginia
Most Quarterback Sacks: 2.0, Jordan Willis at WVU, vs. TTU, vs. UT; Trey Dishon vs. KU; Reggie Walker at TCU
Most Tackles for Loss: 3.5, Will Geary at TCU
Most Passes Broken Up: 4, D.J. Reed at Baylor
** School Record*

TEAM

	High	Low*
Rushes	58 (Kansas)	32 (Stanford/Oklahoma)
Yards Rushing	345 (Oklahoma State)	92 (Stanford)
TD Rushes	7 (Florida Atlantic)	0 (Stanford)
Pass Attempts	41 (Stanford)	11 (Kansas)
Pass Completions	20 (Oklahoma/Texas)	6 (Kansas)
Yards Passing	243 (Stanford)	87 (Oklahoma State)
TD Passes	2 (Missouri State)	0 (WVU/OSU/BU/KU)
Total Plays	78 (Texas)	59 (Texas Tech)
Total Offense	495 (Florida Atlantic/TCU)	286 (West Virginia)
Points	63 (Florida Atlantic)	13 (Stanford)
Sacks By	4 (FAU/Baylor/Kansas)	0 (Oklahoma/Texas A&M)
First Downs	27 (Texas/Iowa State)	17 (West Virginia/Texas A&M)
Penalties	12 (Florida Atlantic/Texas A&M)	4 (Iowa State/Oklahoma State)
Penalty Yards	105 (Florida Atlantic)	25 (West Virginia)
Turnovers	3 (Texas/Oklahoma State)	0 (TTU/OU/ISU/TAMU)
Interceptions By	3 (Baylor)	0 (Stanford/Texas)

* Lows from weather-shortened Missouri State game not included

TURNOVERS

Takeaways (Fum/Int): 25 (9/16)
Giveaways (Fum/Int): 12 (7/5)
Difference: +13
Points Off Turnovers
 Kansas State 73
 Opponents 17
Points Off Turnovers Per Game
 Kansas State 5.6
 Opponents 1.3

KICKOFFS

Kickoffs: 81
Touchbacks (pct.): 35 (43.2)
Fair Catches: 0
Downed Kicks: 0
Out of Bounds: 4
On-Side Kicks (No./Recovered by KS): 2/1
Opponent Returns (No.-Yds./Avg): 42-773/18.4
Opponent Touchdowns: 0

KICKOFF RETURNS

Kickoffs: 56
Touchbacks (pct.): 15 (26.8)
Fair Catches: 0
Downed Kicks: 0
Out of Bounds: 1
On-Side Kicks (No./Recovered by Opp): 3/3
Returns (No.-Yds./Avg): 38-991/26.1
Touchdowns: 1

OPPONENT

INDIVIDUAL

Longest Rush: 41, Christian McCaffrey, Stanford
Longest Touchdown Run: 41, Christian McCaffrey, Stanford
Longest Pass: 95, Carter Stanley, Kansas
Longest TD Pass: 95, Carter Stanley, Kansas
Longest Punt Return: 16, Christian McCaffrey, Stanford
Longest Kickoff Return: 37, Joe Mixon, Oklahoma
Longest Interception Return: 33, Edwin Freeman, Texas
Most Punts: 10, Adam Nunez, TCU
Longest Punt: 59, Michael Barden, Texas Tech
Highest Punt Average: 52.0, Michael Barden, Texas Tech
Longest Field Goal: 50, Conrad Ukropina, Stanford
Most Field Goals: 2, Matthew Wyman, Kansas; Brandon Hatfield, TCU
Most TDs Rushing: 3, Patrick Mahomes, Texas Tech
Most TDs Receiving: 3, Dede Westbrook, Oklahoma
Most TDs Passing: 5, Mason Rudolph, Oklahoma State
Most Rushing Attempts: 24, D'Onta Foreman, Texas and Shock Linwood, Baylor
Most Yards Rushing: 126, Christian McCaffrey, Stanford
Most Pass Attempts: 62, Patrick Mahomes, Texas Tech
Most Pass Completions: 45, Patrick Mahomes, Texas Tech
Most Yards Passing: 504, Patrick Mahomes, Texas Tech
Most Receptions: 12, Josh Reynolds, Texas A&M
Most Yards Receiving: 184, Dede Westbrook, Oklahoma
Most Total Offense: 501, Patrick Mahomes, Texas Tech
Most All-Purpose Yards: 210, Christian McCaffrey, Stanford
Most Interceptions: 1, Five Times
Most Tackles: 16, Davion Hall, Baylor
Most Solo Tackles: 12, Jordan Sterns, Oklahoma State
Most Quarterback Sacks: 2.5, Peter Kalambayi, Stanford
Most Tackles for Loss: 3.0, Three Times
Most Passes Broken Up: 3, Jordan Thomas and Will Johnson, Oklahoma
** School Record*

TEAM

	High	Low*
Rushes	37 (Florida Atlantic/TCU)	26 (Oklahoma State)
Yards Rushing	180 (Oklahoma State)	63 (Texas Tech)
TD Rushes	3 (Texas Tech)	0 (Oklahoma/Baylor/Kansas/TCU)
Pass Attempts	63 (Texas Tech)	19 (Stanford)
Pass Completions	46 (Texas Tech)	15 (Stanford/Florida Atlantic)
Yards Passing	592 (Texas Tech)	129 (Florida Atlantic)
TD Passes	5 (Oklahoma/Oklahoma State)	0 (Florida Atlantic/TCU)
Total Plays	91 (Texas Tech)	49 (Stanford)
Total Offense	637 (Oklahoma State)	211 (Florida Atlantic)
Points	43 (Oklahoma State)	6 (TCU)
Sacks By	8 (Stanford)	0 (Texas Tech/Iowa State/TCU)
First Downs	33 (Texas Tech)	13 (Stanford/Florida Atlantic)
Penalties	10 (Florida Atlantic/Texas)	3 (Oklahoma)
Penalty Yards	100 (Texas Tech)	26 (Stanford)
Turnovers	4 (Florida Atlantic)	0 (Texas)
Interceptions By	2 (Stanford/Oklahoma State)	0 (FAU/TTU/OU/ISU/BU/KU/TCU/TAMU)

* Lows from weather-shortened Missouri State game not included

GAME ONE

K-STATE	0	3	3	7	- 13
8/7 STANFORD	3	14	0	9	- 26

Sept. 2 | Stanford Stadium | Stanford, Calif. | 8:05 p.m. (CT) | Att: 46,147



TEAM STATISTICS

	K-STATE	STAN
FIRST DOWNS	18	13
Rushing	6	3
Passing	11	10
Penalty	1	0
NET YARDS RUSHING	92	105
Rushing Attempts	32	30
Average Per Rush	2.9	3.5
Rushing Touchdowns	0	2
Yards Gained Rushing	130	138
Yards Lost Rushing	38	33
NET YARDS PASSING	243	167
Completions-Attempts-Int	19-41-2	15-19-0
Average Per Attempt	5.9	8.8
Average Per Completion	12.8	11.1
Passing Touchdowns	1	1
TOTAL OFFENSE YARDS	335	272
Total offense plays	73	49
Average Gain Per Play	4.6	5.6
Fumbles: Number-Lost	0-0	2-1
Penalties: Number-Yards	8-44	4-26
PUNTS-YARDS	3-146	5-230
Average Yards Per Punt	48.7	46.0
Net Yards Per Punt	43.3	41.4
Inside 20	1	4
50+ Yards	1	1
Touchbacks	0	0
Fair catch	1	0
KICKOFFS-YARDS	3-150	5-333
Average Yards Per Kickoff	50.0	66.6
Net Yards Per Kickoff	37.0	42.6
Touchbacks	0	3
Punt ret: Number-Yards-TD	2-23-0	2-16-0
Average Per Return	11.5	8.0
Kickoff ret: Number-Yds-TD	2-45-0	3-39-0
Average Per Return	22.5	13.0
Interceptions: Number-Yds-TD	0-0-0	2-26-0
Fumble Returns: Number-Yds-TD	1-35-0	0-0-0
Possession Time	30:58	29:02
1st Quarter	3:11	11:49
2nd Quarter	7:48	7:12
3rd Quarter	11:49	3:11
4th Quarter	8:10	6:50
Third-Down Conversions	8 of 18	6 of 12
Fourth-Down Conversions	2 of 4	0 of 0
Red-Zone Scores-Chances	3-3	0-0
Touchdowns	1-3	0-0
Field goals	2-3	0-0
Sacks By: Number-Yards	2-5	7-34
PAT Kicks	1-1	3-3
Field Goals	2-3	1-1

Game Notes

• Eight Wildcats received their first-career starts Friday night... Among the group was running back **Charles Jones**, who earned his first-career start despite playing in his 27th-career game... Other first-time starters on offense included **Scott Frantz** (LT), **Tyler Mitchell** (LG), **Reid Najjar** (C) and **Byron Pringle** (WR)... On defense, **Trey Dishon** (DT) and **Reggie Walker** (DE) earned their first-career starts.

• After allowing 17 points and 202 yards of total offense in the first half, K-State's defense held Stanford to just one touchdown and 70 yards over the final 30 minutes.

• K-State outgained Stanford, 335-272, overall – including a 218-70 mark in the second half – but lost the game... It was the first time the Wildcats lost when outgaining an opponent since a 33-29 defeat at Oklahoma State on Oct. 5, 2013.

• Junior place kicker **Matthew McCrane** went 2-for-3 on field goals Friday evening... By making his first two field goals, he recorded 16 straight, which broke the record of 15 previously held by **Jamie Rheem** (10/2/99-11/13/99).

• Coming off a season-ending injury in the first game of 2015, senior safety **Dante Barnett** returned with a vengeance, re-recording four tackles, including 2.5 tackles for loss... It marked the second time in his career he recorded at least 2.0 TFLs.

• Linebacker **Charmeachealle Moore** recovered a third-quarter fumble and ran 35 yards to set up K-State's second field goal... It was K-State's longest fumble return since **Jarell Childs** ran 56 yards against Texas Tech on Oct. 27, 2012.

STANFORD PUSHES PAST K-STATE IN OPENER

STANFORD, Calif. – Behind an efficient offense and stingy defense, Stanford protected its home field on Friday night as the Cardinal defeated Kansas State, 26-13, in front of 46,147 fans at Stanford Stadium.

The Wildcats (0-1) fell behind early, spotting Stanford the game's first 17 points through the first 23 minutes of action.

K-State's defense went to work in the second half, limiting the Cardinal to just 70 yards of total offense, but the struggles to find the end zone plagued the Wildcats in the end.

Junior **Jesse Ertz**, in his first action since a season-ending knee injury in the first game of 2015, completed 16-of-34 pass attempts for 207 yards and one touchdown. The majority of the ground gains came through senior **Charles Jones**, who rushed for 43 yards on eight carries.

Sophomore **Dominique Heath** led the Wildcats in receiving with four catches for 65 yards, including a 44-yard grab late in the fourth quarter. Redshirt freshman **Isaiah Zuber** hauled in K-State's lone touchdown, a 15-yard pass from Ertz with 2:20 left to play in the game. Senior **Deante Burton** and **Jones** also added four catches a piece for K-State.

In total, the Wildcats amassed 335 yards of total offense with 243 coming through the air. K-State ran 24 more plays than the Cardinal and out-possessed Stanford by 1:58.

On the defensive side, the Wildcats held Stanford's (1-0) balanced effort to 272 yards of total offense. The front seven and company contained the Cardinal rushing attack to 105 yards on 30 rushes, as Heisman Trophy runner-up **Christian McCaffrey** ran 22 times for 126 yards and two touchdowns. Stanford quarterbacks **Ryan Burns** and **Keller Chryst** combined to complete the team's first 11 passes. The duo finished 15-of-19 for 167 yards and one score through the air.

In the second half, K-State surrendered just 70 yards, with 41 alone coming on McCaffrey's second touchdown late in the fourth quarter. The Stanford offense executed 20 plays compared to the Wildcats' 48 after the break.

Junior linebacker **Elijah Lee** had a game-high 12 tackles, tying his career-high. Senior defensive end **Jordan Willis** finished five tackles, including a sack and a forced fumble. The fumble was recovered by senior linebacker **Charmeachealle Moore**, who returned it 35 yards to put the Wildcats in scoring position.

In his first game since returning from a season-ending injury, senior captain **Dante Barnett** collected four tackles, including one sack and two and a half tackles for loss.

Special teams played a major role, as always, with the Wildcats needing the help of place kicker **Matthew McCrane**. The junior from Brownwood, Texas, booted 2-of-3 through the uprights, connecting from 30 yards twice and missing from 42 yards out. McCrane also displayed his delicate touch with a perfectly execute inside kick late in the game.

SCORING SUMMARY

Team	Qtr/Time	Scoring Play	Conversion	Plays-Yds-TOP	Score
STAN	1st/9:22	Ukropina 50 yd field goal		9-32-5:38	0-3
STAN	2nd/14:53	Rector 40 yd pass from Burns	Ukropina kick	10-98-6:18	0-10
STAN	2nd/7:47	McCaffrey 35 yd run	Ukropina kick	5-65-2:23	0-17
KS	2nd/0:01	McCrane 30 yd field goal		8-54-1:42	3-17
KS	3rd/7:39	McCrane 30 yd field goal		7-16-3:28	6-17
STAN	4th/4:11	Watkins safety			6-19
KS	4th/2:20	Zuber 15 yd pass from Ertz	McCrane kick	7-66-1:49	13-19
STAN	4th/2:12	McCaffrey 41 yd run	Ukropina kick	1-41-0:08	13-26

STATISTICAL LEADERS

► Kansas State

Rushing	Att	Yds	TD	Lg	Avg
Jones	8	43	0	14	5.4
Silmon	7	26	0	9	3.7
Ertz	13	20	0	19	1.5
Warmack	1	7	0	7	7.0

Passing	C-A-I	Yds	TD	Lg	Sack
Ertz	16-34-1	207	1	44	7
Hubener	3-7-1	36	0	16	1

Receiving	Rec	Yds	TD	Lg
Heath	4	65	0	44
Burton	4	44	0	16
Jones	4	39	0	24
Zuber	3	34	1	15
Sutton	1	28	0	28
Pringle	1	14	0	14
Warmack	1	13	0	13
Valentine	1	6	0	6

► Stanford

Rushing	Att	Yds	TD	Lg	Avg
McCaffrey	22	126	2	41	5.7
Rector	1	1	0	1	1.0
Scarlett	2	-7	0	0	-3.5
Burns	4	-14	0	4	-3.5

Passing	C-A-I	Yds	TD	Lg	Sack
Burns	14-18-0	156	1	40	2
Chryst	1-1-0	11	0	11	0

Receiving	Rec	Yds	TD	Lg
McCaffrey	7	40	0	15
Rector	4	73	1	40
Taboada	2	37	0	25
Irwin	1	9	0	9
Schultz	1	8	0	8

GAME TWO

FAU	0	0	0	7	-	7
K-STATE	21	21	7	14	-	63

Sept. 17 | Bill Snyder Family Stadium | Manhattan, Kan. | 1:35 p.m. | Att: 50,871



dominique HEATH

TEAM STATISTICS

	FAU	K-STATE
FIRST DOWNS	13	24
Rushing	8	15
Passing	4	7
Penalty	1	2
NET YARDS RUSHING	82	336
Rushing Attempts	37	54
Average Per Rush	2.2	6.2
Rushing Touchdowns	1	7
Yards Gained Rushing	133	360
Yards Lost Rushing	51	24
NET YARDS PASSING	129	159
Completions-Attempts-Int	15-28-2	13-18-0
Average Per Attempt	4.6	8.8
Average Per Completion	8.6	12.2
Passing Touchdowns	0	1
TOTAL OFFENSE YARDS	211	495
Total offense plays	65	72
Average Gain Per Play	3.2	6.9
Fumbles: Number-Lost	3-2	1-1
Penalties: Number-Yards	10-93	12-105
PUNTS-YARDS	8-316	5-216
Average Yards Per Punt	39.5	43.2
Net Yards Per Punt	29.6	43.2
Inside 20	2	2
50+ Yards	0	2
Touchbacks	0	0
Fair catch	3	1
KICKOFFS-YARDS	2-130	10-631
Average Yards Per Kickoff	65.0	63.1
Net Yards Per Kickoff	40.0	41.5
Touchbacks	2	3
Punt ret: Number-Yards-TD	2-0-0	4-79-1
Average Per Return	0.0	19.8
Kickoff ret: Number-Yds-TD	6-141-0	0-0-0
Average Per Return	23.5	0.0
Interceptions: Number-Yds-TD	0-0-0	2-15-0
Fumble Returns: Number-Yds-TD	0-0-0	1-20-0
Possession Time	24:30	35:30
1st Quarter	5:37	9:23
2nd Quarter	7:44	7:16
3rd Quarter	7:47	7:13
4th Quarter	3:22	11:38
Third-Down Conversions	1 of 13	7 of 13
Fourth-Down Conversions	1 of 2	0 of 0
Red-Zone Scores-Chances	1-1	8-8
Touchdowns	1-1	8-8
Field goals	0-1	0-8
Sacks By: Number-Yards	2-9	4-41
PAT Kicks	1-1	9-9
Field Goals	0-0	0-0

Game Notes

• With the win, **Bill Snyder** improved his career record to 194-102-1 (.655) as he moved into a tie for 28th place all-time in FBS history.

• The Wildcats went 8-for-8 in the red zone with 8 touchdowns... Over the last nine games dating back to last year, K-State is perfect on its last 36 attempts with 26 touchdowns.

• K-State recorded three straight one-play touchdown drives in the first half... The Wildcats had five such touchdown drives all of last year... The three touchdowns spanned a combined 18 yards and lasted a combined 15 seconds.

• **Dominique Heath** hauled in three passes for 40 yards and a touchdown, while he also took a punt 75 yards for a second in the third quarter... His 75-yard return touchdown was the longest by a Wildcat since **Tramaine Thompson** went 89 yards in the 2012 home opener against Missouri State.

• **Dalvin Warmack** had a rush of 43 yards in the first half, which bettered his previous career long, a 22-yard at UTSA last year... His 90 yards topped his 40-yard output against the Roadrunners last year.

• **Winston Dimel** recorded four rushing touchdowns, which was tied for the third most in school history and a new career high... It was the second-straight year a Wildcat scored at least four rushing touchdowns (Joe Hubener vs. TCU)... It was his third-career multi-touchdown game after two touchdowns against both South Dakota and at Kansas last season.

RUSHING ATTACK KEYS K-STATE TO 63-7 WIN

MANHATTAN, Kan. — Kansas State dominated defensively and ran with conviction in its return to Bill Snyder Family Stadium, defeating Florida Atlantic, 63-7, in front of 50,871 fans.

The Wildcats (1-1) flexed their muscles early, putting 21 points on the board in the first quarter. Three FAU turnovers turned into 21 points for K-State in the first half as the home team built a 42-0 advantage at the half. A special teams' touchdown propelled the Wildcats after the break as the team eclipsed the 60-point mark for the first time since scoring 62 against Texas A&M on Oct. 17, 2009.

K-State rushed for 336 yards and seven touchdowns on 54 attempts, the first time eclipsing the 300-yard mark since going for 327 yards against Baylor in 2013. K-State added 159 yards through the air, including the game's opening touchdown, to combine for 495 yards of total offense, as the Wildcats won the time of possession battle by just over 10 minutes.

In his second start of the season, junior **Jesse Ertz** completed 8-of-13 passes for 117 yards and a touchdown. Ertz rushed nine times for 40 yards, including for his first career touchdown from 12-yards out in the second quarter.

The ground game was a group effort for the Wildcats, with seven players carrying the ball on five or more occasions. Sophomore **Dalvin Warmack** led the charge, rushing for 90 yards on eight carries, while redshirt freshman **Alex Barnes** gained 73 yards on eight carries. K-State's scoring was largely the product of sophomore fullback **Winston Dimel**, who bouldered into the endzone four times on his five carries.

Defensively, K-State's front seven limited FAU to just 82 yards on 37 rushes and forced two fumbles. The Wildcats' bundled up running backs **Greg Howell**, who ran for FAU's touchdown in addition to 34 yards, and **Kerrith Whyte**, who led the Owl rushing attack with 54 yards on 10 carries.

The Wildcats recorded six tackles for loss and sacked FAU quarterback Jason Driskel four times. The secondary surrendered just 129 passing yards and added two interceptions of their own, as sophomore safety **Kendall Adams** and freshman cornerback **D.J. Reed** collected their first career interceptions.

Sophomore cornerback **Duke Shelley** paced K-State players with seven tackles, all of which were solo. Senior linebacker **Charmeachealle Moore** added a forced fumble and a fumble recovery — his second fumble recovery of the season.

K-State's special teams highlight came through **Dominique Heath**'s 75-yard punt return touchdown in the third quarter, boosting K-State's number of non-offensive touchdowns to 102, the nation's most since 1999.

SCORING SUMMARY

Team	Qtr/Time	Scoring Play	Conversion	Plays-Yds-TOP	Score
KS	1st/4:23	Heath 20 yd pass from Ertz	McCrane kick	15-89-7:37	0-7
KS	1st/1:41	Dimel 7 yd run	McCrane kick	5-72-1:42	0-14
KS	1st/0:10	Dimel 10 yd run	McCrane kick	1-10-0:04	0-21
KS	2nd/14:53	Ertz 12 yd run	McCrane kick	1-7-0:07	0-28
KS	2nd/7:02	Dimel 1 yd run	McCrane kick	1-1-0:04	0-35
KS	2nd/0:26	Dimel 3 yd run	McCrane kick	3-57-0:49	0-42
KS	3rd/2:50	Heath 75 yd punt return	McCrane kick		0-49
FAU	4th/14:57	Howell 1 yd run	Joseph kick	9-70-2:47	7-49
KS	4th/8:16	Delton 9 yd run	McCrane kick	4-29-1:40	7-56
KS	4th/1:00	Hubener 6 yd run	McCrane kick	12-66-6:11	7-63

STATISTICAL LEADERS

► Kansas State

Rushing	Att	Yds	TD	Lg	Avg
Warmack	8	90	0	43	11.2
Barnes	8	73	0	22	9.1
Ertz	9	40	1	12	4.4
Jones	8	40	0	9	5.0
Delton	7	37	1	19	5.3
Hubener	6	19	1	6	3.2
Dimel	5	19	4	10	3.8
Silmon	3	18	0	13	6.0

Passing	C-A-I	Yds	TD	Lg	Sack
Ertz	8-13-0	117	1	36	1
Hubener	5-5-0	42	0	10	0

Receiving	Rec	Yds	TD	Lg
Harris	6	46	0	10
Heath	3	40	1	20
Pringle	1	36	0	36
Burton	1	20	0	20

► Florida Atlantic

Rushing	Att	Yds	TD	Lg	Avg
Whyte	10	54	0	22	5.4
Howell	13	34	1	6	2.6
Singletary	7	29	0	10	4.1
Parr	1	-12	0	0	-12.0
Driskel	6	-23	0	12	-3.8

Passing	C-A-I	Yds	TD	Lg	Sack
Driskel	14-24-2	125	0	39	3
Parr	1-4-0	4	0	4	1

Receiving	Rec	Yds	TD	Lg
Woods	7	82	0	39
Singletary	4	15	0	5
Terry	1	14	0	14
Bussey	1	10	0	10
Cameron	1	4	0	4
Mitchell	1	4	0	4

GAME THREE

MISSOURI ST.	0	0	-	-	-	0
NR/RV K-STATE	14	21	-	-	-	35

Sept. 24 | Bill Snyder Family Stadium | Manhattan, Kan. | 7:05 p.m. | Att: 51,686



TEAM STATISTICS

	MSU	K-STATE
FIRST DOWNS	4	13
Rushing	3	8
Passing	0	5
Penalty	1	0
NET YARDS RUSHING	30	165
Rushing Attempts	17	22
Average Per Rush	1.8	7.5
Rushing Touchdowns	0	3
Yards Gained Rushing	47	171
Yards Lost Rushing	17	6
NET YARDS PASSING	24	105
Completions-Attempts-Int	3-12-1	10-13-0
Average Per Attempt	2.0	8.1
Average Per Completion	8.0	10.5
Passing Touchdowns	0	2
TOTAL OFFENSE YARDS	54	270
Total offense plays	29	35
Average Gain Per Play	1.9	7.7
Fumbles: Number-Lost	2-1	0-0
Penalties: Number-Yards	0-0	2-24
PUNTS-YARDS	5-190	2-69
Average Yards Per Punt	38.0	34.5
Net Yards Per Punt	23.8	34.5
Inside 20	1	0
50+ Yards	2	0
Touchbacks	0	0
Fair catch	0	0
KICKOFFS-YARDS	1-63	5-316
Average Yards Per Kickoff	63.0	63.2
Net Yards Per Kickoff	28.0	49.4
Touchbacks	0	1
Punt ret: Number-Yards-TD	1-0-0	5-71-0
Average Per Return	0.0	14.2
Kickoff ret: Number-Yds-TD	3-44-0	1-35-0
Average Per Return	14.7	35.0
Interceptions: Number-Yds-TD	0-0-0	1-0-0
Fumble Returns: Number-Yds-TD	0-0-0	1-7-0
Possession Time	14:05	15:55
1st Quarter	7:22	7:38
2nd Quarter	6:43	8:17
Third-Down Conversions	3 of 9	1 of 4
Fourth-Down Conversions	0 of 1	1 of 1
Red-Zone Scores-Chances	0-0	5-5
Touchdowns	0-0	5-5
Field goals	0-0	0-5
Sacks By: Number-Yards	0-0	0-0
PAT Kicks	0-0	5-5
Field Goals	0-0	0-1

Game Notes

• Head coach **Bill Snyder** improved his career record to 195-102-1 (.656) as he moved into sole possession of 28th place all-time in FBS history... Snyder's win total is the most by an active coach at their current school... He is now five victories shy of becoming the 25th coach in FBS history with 200 career wins.

• K-State entered the locker room with a 35-0 lead, a week after leading FAU 42-0 at the break... It marked the first time since 2002 the Wildcats tallied at least 35 first-half points in consecutive weeks... That season, the Wildcats scored 47 first-half points against Louisiana-Monroe and 43 points in the first half against Eastern Illinois.

• The Wildcats had another great effort in the red zone, going 5-for-5 with five touchdowns... Over the last 10 games dating back to last year, K-State is perfect on its last 41 attempts with 31 touchdowns.

• Kansas State junior linebacker **Jayd Kirby** recorded the first blocked punt of the season, getting his hand on a Missouri State punt in the second quarter... This was the first blocked punt since Morgan Burns blocked a punt against West Virginia on Dec. 5, 2015.

CATS WIN IN WEATHER-SHORTENED GAME

MANHATTAN, Kan. — A delayed start to the game didn't slow the Kansas State offense, as the Wildcats piled on 35 points before the half to dismantle Missouri State, 35-0, at Bill Snyder Family Stadium. The game, which was delayed by 55 minutes at the start, was not resumed after another weather delay during halftime.

Similar to the previous week, K-State took little time to exert its power, scoring 14 points in the first 10 minutes of play. In the two quarters of action, K-State accumulated 270 yards of offense, with 165 coming on the ground through seven different rushers. The Wildcat defense limited Missouri State to just 54 yards and forced two fumbles on 29 snaps from scrimmage.

Junior quarterback **Jesse Ertz** led the offensive surge again, completing 7-of-8 passes for 94 yards and two touchdowns. Ertz also topped all K-State rushers, carrying the ball three times for 85 yards, including separate runs of 35 and 40-yards.

Alongside Ertz, the Wildcats continued with their running back by committee strategy. Senior **Charles Jones** ran in the game's first touchdown as he gained 23 yards on five carries and also caught a ball for another 16 yards. Sophomore **Winston Dimel**, fresh off his four touchdowns last week, bouldered in for two more scores on his seven rushes for 19 yards, while fellow sophomore **Justin Silmon** ran it three times for 19 yards.

Through the air, nine different Wildcats hauled in 10 completions for 105 yards and two scores. Sophomore **Byron Pringle** caught his first career touchdown pass as a Wildcat, a 19-yarder, and added another grab for 30 receiving yards. Dimel claimed two balls for 19 yards, while senior **Deante Burton** caught one pass for 20 yards. Sophomore **Dominique Heath** pulled down K-State's other touchdown reception from 9-yards out.

On the defensive side of the ball, K-State surrendered only four first downs in holding Missouri State to 54 yards of offense. The Wildcats' front seven suffocated the Bears' rushing attack, allowing just 30 yards on 17 attempts – 1.8 yards per carry. The secondary didn't budge much either as Missouri State quarterback Brodie Lambert completed just 3-of-12 passes for 24 yards.

Senior linebacker **Charmeacheale Moore** totaled five tackles, including one for loss, while senior safety **Dante Barnett** recorded four tackles, all of which were solo. The defense also snatched two turnovers – a fumble recovery by senior defensive end **Jordan Willis** and an interception by junior defensive tackle **Matt Seiwert**.

Special team duties were again limited this week, as the special teams highlight came through **Jayd Kirby**, who recorded K-State's first blocked punt of the season midway through the second quarter.

After the 55-minute long delay, kickoff took place at 7:05 p.m. Despite some wait and continued severe weather, the game was not continued out of the halftime break. The game, with stats remaining official, was called at 35-0.

SCORING SUMMARY

Team	Qtr/Time	Scoring Play	Conversion	Plays-Yds-TOP	Score
KS	1st/9:02	Jones 1 yd run	McCrane kick	11-63-5:58	0-7
KS	1st/5:22	Pringle 19 yd pass from Ertz	McCrane kick	3-59-1:20	0-14
KS	2nd/12:27	Heath 9 yd pass from Ertz	McCrane kick	3-21-1:14	0-21
KS	2nd/7:01	Dimel 1 yd run	McCrane kick	7-90-3:48	0-28
KS	2nd/4:37	Dimel 5 yd run	McCrane kick	2-12-0:46	0-35

STATISTICAL LEADERS

► Kansas State

Rushing	Att	Yds	TD	Lg	Avg
Ertz	3	85	0	40	28.3
Jones	5	23	1	10	4.6
Silmon	3	19	0	12	6.3
Dimel	7	19	2	7	2.7
Delton	1	15	0	15	15.0
Barnes	1	5	0	5	5.0

Passing	C-A-I	Yds	TD	Lg	Sack
Ertz	7-8-0	94	2	20	0
Delton	3-5-0	11	0	6	0

Receiving	Rec	Yds	TD	Lg
Pringle	2	30	1	19
Dimel	2	19	0	10
Burton	1	20	0	20
Jones	1	16	0	16
Heath	1	9	1	9
Sutton	1	6	0	6

► Missouri State

Rushing	Att	Yds	TD	Lg	Avg
Earl	1	11	0	11	11.0
Lambert	5	10	0	7	2.0
Briggs	2	7	0	4	3.5
Masoner	1	4	0	4	4.0
Crowder	3	4	0	3	1.3

Passing	C-A-I	Yds	TD	Lg	Sack
Lambert	3-7-0	24	0	9	0
Briggs	0-5-1	0	0	0	0

Receiving	Rec	Yds	TD	Lg
Johnson	1	9	0	9
Holliman	1	8	0	8
Hoover	1	7	0	7

GAME FOUR

NR/RV K-STATE	7	6	3	0	-	16
RV/RV W. VIRGINIA	0	0	3	14	-	17

Oct. 1 | Milan Puskar Stadium | Morgantown, W.Va. | 3:32 p.m. | Att: 61,701



TEAM STATISTICS

	K-STATE	WVU
FIRST DOWNS	17	21
Rushing	7	6
Passing	8	15
Penalty	2	0
NET YARDS RUSHING	120	124
Rushing Attempts	42	35
Average Per Rush	2.9	3.5
Rushing Touchdowns	1	1
Yards Gained Rushing	159	150
Yards Lost Rushing	39	26
NET YARDS PASSING	166	298
Completions-Attempts-Int	10-30-1	24-41-1
Average Per Attempt	5.5	7.3
Average Per Completion	16.6	12.4
Passing Touchdowns	0	1
TOTAL OFFENSE YARDS	286	422
Total offense plays	72	76
Average Gain Per Play	4.0	5.6
Fumbles: Number-Lost	1-0	1-1
Penalties: Number-Yards	6-25	6-60
PUNTS-YARDS	5-207	4-160
Average Yards Per Punt	41.4	40.0
Net Yards Per Punt	42.2	40.0
Inside 20	0	2
50+ Yards	1	0
Touchbacks	0	0
Fair catch	1	1
KICKOFFS-YARDS	5-289	4-210
Average Yards Per Kickoff	57.8	52.5
Net Yards Per Kickoff	41.6	27.2
Touchbacks	1	0
Punt ret: Number-Yards-TD	1-0-0	3--4-0
Average Per Return	0.0	-1.3
Kickoff ret: Number-Yds-TD	3-101-0	3-56-0
Average Per Return	33.7	18.7
Interceptions: Number-Yds-TD	1-0-0	1-0-0
Fumble Returns: Number-Yds-TD	0-0-0	0-0-0
Possession Time	33:42	26:18
1st Quarter	7:38	7:22
2nd Quarter	10:01	4:59
3rd Quarter	7:28	7:32
4th Quarter	8:35	6:25
Third-Down Conversions	8 of 18	4 of 14
Fourth-Down Conversions	0 of 0	2 of 3
Red-Zone Scores-Chances	4-4	3-5
Touchdowns	1-4	2-5
Field goals	3-4	1-5
Sacks By: Number-Yards	3-14	3-22
PAT Kicks	1-1	2-2
Field Goals	3-4	1-2

Game Notes

• West Virginia defeated K-State for the first time since the Mountaineers joined the league prior to the 2012 season.

• The Wildcats went 4-for-4 in the red zone but had to settle for three field goals as opposed to only one touchdown... Over the last 11 games dating back to last year, K-State is perfect on its last 45 attempts with 32 touchdowns... The last time K-State has not converted a red-zone trip into points was vs. Oklahoma on Oct. 17, 2015.

• Kansas State shut out West Virginia in the first half... It was the first time the Wildcats pitched a shutout in a half in a Big 12 road game since the second half at Iowa State in 2014... It was also the third time this year the Wildcats shut out an opponent in a half (FAU 2nd Half, Missouri State 1st half)... West Virginia scored a touchdown early in the fourth quarter, making it five quarters between touchdowns allowed by the K-State defense.

• Jordan Willis tallied 2.0 sack Saturday afternoon, moving into a tie for eighth place in school history in career sacks with 18.5... He is tied with with Chris Johnson (1997-2000).

• Junior linebacker Elijah Lee recorded his first interception of the season and fourth of his career in the first quarter... Lee's four career interceptions are the most by a K-State linebacker since Bryan Hickman also had four from 2000-03... Lee also added a career-high 14 tackles, bettering his previous high of 12 against Louisiana Tech last year and this year at Stanford.

WVU COMPLETES COMEBACK OVER K-STATE

MORGANTOWN, W.Va. — West Virginia scored the game's final 14 points to stay unbeaten and complete the comeback against Kansas State, 17-16, before 61,701 fans at Milan Puskar Stadium.

The loss was K-State's first to West Virginia since the Mountaineers joined the Big 12.

Like the previous two weeks, K-State jumped out to an early advantage, scoring the game's first 13 points. The Wildcats held a slim margin in total offense at the half, 178-174, but were entirely stumped in the second period of play, mustering only 98 yards. West Virginia found its groove after the break, accumulating 248 yards of offense on its way to two fourth-quarter touchdowns, including the game-winner with just over six minutes to play.

K-State's offensive effort was led by junior quarterback Jesse Ertz, who ran for the Wildcats' lone touchdown score in the first quarter. Ertz finished with 25 yards on 12 rushing attempts, while completing 10-of-30 passing attempts for 166 yards and one interception.

On the ground, the Wildcats' running back by committee strategy was held to just 120 yards. Senior Charles Jones had the most success, carrying it 16 times for 53 yards while sophomore Dalvin Warmack ran for 35 yards on eight carries. K-State managed just 2.9 yards per rush on its 42 attempts.

Leading the K-State receivers was sophomore Byron Pringle, who hauled in four passes for 61 yards. Pringle was followed by sophomore Dominique Heath, who caught two balls for 35 yards.

The Wildcats finished with 286 yards of total offense with 166 yards coming through the air. K-State ran four fewer plays from the line of scrimmage, but won the time of possession battle by more than seven minutes.

On the defensive side of the ball, the Wildcats forced two turnovers and won out on 10-of-14 third-down situations, but were ultimately hurt through the air as the Mountaineers averaged 12.4 yards per completion.

Junior linebacker Elijah Lee paced all defenders with 14 total tackles, a career-high, including 12 solo tackles, one sack and one interception — the fourth of his career. Senior safety Dante Barnett was in on eight tackles with his fellow captain Jordan Willis getting in on five tackles, including two sacks to move into K-State's career top-10 list.

Special teams duties were ever-so important, as the Wildcats relied on field goal makes. Junior Matthew McCrane delivered on 3-of-4 attempts, connecting from 37, 31, and 22 yards. In the return game, Pringle accumulated 101 yards on his three returns, including a long return of 58 yards.

For the second consecutive week, the Wildcats received the opening kickoff. Ertz and company were forced to punt on the game's first drive before the defense worked itself out of a jam on West Virginia's opening possession, as the Mountaineers were unable to connect on a 30-yard field goal.

SCORING SUMMARY

Team	Qtr/Time	Scoring Play	Conversion	Plays-Yds-TOP	Score
KS	1st/4:41	Ertz 2 yd run	McCrane kick	7-48-2:43	7-0
KS	2nd/12:09	McCrane 37 yd field goal		9-49-3:46	10-0
KS	2nd/1:10	McCrane 31 yd field goal		11-83-5:25	13-0
WVU	3rd/11:24	Lambert 37 yd field goal		9-55-3:36	13-3
KS	3rd/6:37	McCrane 22 yd field goal		9-37-4:38	16-3
WVU	4th/13:41	Crawford 1 yd run	Molina kick	8-73-3:08	16-10
WVU	4th/6:11	Durante 7 yd pass from Howard	Molina kick	9-57-2:07	16-17

STATISTICAL LEADERS

► Kansas State

Rushing	Att	Yds	TD	Lg	Avg
Jones	16	53	0	15	3.3
Warmack	8	35	0	18	4.4
Ertz	12	25	1	20	2.1
Pringle	1	5	0	5	5.0
Dimel	1	2	0	2	2.0
Silmon	4	0	0	6	0.0

Passing	C-A-I	Yds	TD	Lg	Sack
Ertz	10-30-1	166	0	37	3

Receiving	Rec	Yds	TD	Lg
Pringle	4	61	0	19
Heath	2	35	0	26
Zuber	2	29	0	16
Burton	1	37	0	37
Dimel	1	4	0	4

► West Virginia

Rushing	Att	Yds	TD	Lg	Avg
Crawford	18	104	1	21	5.8
Shell	8	35	0	12	4.4
Howard	6	-6	0	7	-1.0

Passing	C-A-I	Yds	TD	Lg	Sack
Howard	24-41-1	298	1	52	3

Receiving	Rec	Yds	TD	Lg
Durante	7	67	1	17
Shorts	5	72	0	31
White	5	35	0	13
Gibson	3	104	0	52
Jennings	1	9	0	9
Shell	1	5	0	5
Wellman	1	4	0	4
Simms	1	2	0	2

GAME FIVE

NR/RV	TEXAS TECH	14	14	3	7	-	38
	K-STATE	14	17	0	13	-	44

Oct. 8 | Bill Snyder Family Stadium | Manhattan, Kan. | 6:02 p.m. | Att: 51,540



TEAM STATISTICS

	TTU	K-STATE
FIRST DOWNS	33	21
Rushing	4	13
Passing	26	7
Penalty	3	1
NET YARDS RUSHING	63	231
Rushing Attempts	28	39
Average Per Rush	2.2	5.9
Rushing Touchdowns	3	2
Yards Gained Rushing	108	245
Yards Lost Rushing	45	14
NET YARDS PASSING	529	104
Completions-Attempts-Int	46-63-1	10-20-0
Average Per Attempt	8.4	5.2
Average Per Completion	11.5	10.4
Passing Touchdowns	2	1
TOTAL OFFENSE YARDS	592	335
Total offense plays	91	59
Average Gain Per Play	6.5	5.7
Fumbles: Number-Lost	0-0	0-0
Penalties: Number-Yards	9-100	6-50
PUNTS-YARDS	2-104	3-151
Average Yards Per Punt	52.0	50.3
Net Yards Per Punt	52.0	39.0
Inside 20	1	0
50+ Yards	1	2
Touchbacks	0	1
Fair catch	0	0
KICKOFFS-YARDS	6-317	9-556
Average Yards Per Kickoff	52.8	61.8
Net Yards Per Kickoff	22.7	41.4
Touchbacks	0	4
Punt ret: Number-Yards-TD	2-14-0	0-0-0
Average Per Return	7.0	0.0
Kickoff ret: Number-Yds-TD	5-83-0	6-181-1
Average Per Return	16.6	30.2
Interceptions: Number-Yds-TD	0-0-0	1-35-1
Fumble Returns: Number-Yds-TD	0-0-0	0-0-0
Possession Time	31:22	28:38
1st Quarter	9:02	5:58
2nd Quarter	8:00	7:00
3rd Quarter	8:58	6:02
4th Quarter	5:22	9:38
Third-Down Conversions	9 of 16	4 of 11
Fourth-Down Conversions	0 of 3	1 of 1
Red-Zone Scores-Chances	5-6	6-6
Touchdowns	4-6	3-6
Field goals	1-6	3-6
Sacks By: Number-Yards	0-0	3-33
PAT Kicks	5-5	5-5
Field Goals	1-1	3-3

Game Notes

• Kansas State recorded its 100th Big 12 victory, becoming just the third program to reach the century mark since the league's inception in 1996 (Oklahoma, Texas).

• **Bill Snyder** coached in his 300th game at Kansas State, becoming just the seventh person ever to coach 300 games at one FBS school.

• K-State was 6-for-6 in the red zone with three touchdowns and three field goals... Over the last 12 games dating back to last year, K-State is perfect on its last 51 attempts with 35 touchdowns.

• Sophomore defensive back **D.J. Reed** returned a first-quarter interception for a touchdown to put K-State up 14-7... It was the Wildcats' first pick-six since **Danzel McDaniel** returned one five yards for a score at Oklahoma in 2014... His 35 yards to paydirt was the longest interception return since **Dante Barnett** went 51 yards against Michigan in the 2013 Buffalo Wild Wings Bowl.

• Senior running back **Charles Jones** rushed for a career-high 128 yards, bettering his 122-yard output in 2015 at Texas... It pushed his career total to 1,523 yards as he improved from 18th all-time at K-State in career rushing yards to 15th.

• Sophomore **Byron Pringle** returned a second-quarter kickoff 99 yards for a touchdown... It was the first of his career, while it marked the nation-leading 12th straight season K-State has returned a kickoff for a touchdown... It was K-State's 42nd combined kickoff- and punt-return touchdown since 2005, which leads the nation.

ALL-AROUND EFFORT HELPS K-STATE PAST TECH

MANHATTAN, Kan. — Behind touchdowns from every unit and a series of second-half defensive stops, Kansas State outscored Texas Tech, 44-38, at Bill Snyder Family Stadium in front of 51,540 fans.

The win was K-State's 100th Big 12 win all-time, joining the ranks of Texas and Oklahoma as the only schools to earn that accomplishment.

With a defensive touchdown and a 99-yard kickoff return, the Wildcats have now collected 104 non-offensive touchdowns since 1990, which leads the nation.

In a game of halves, K-State was able to narrowly win both. Despite allowing 330 passing yards in the first half, the Wildcats used a defensive touchdown and a special teams score to lead at the intermission, 31-28. A defensive battle broke out after the break as K-State held the Red Raiders to just 229 total yards in the second half. The Wildcats scored 13 of the game's final 20 points in the fourth quarter to claim the victory.

Junior quarterback **Jesse Ertz** led the way out of the huddle, completing 10-of-20 passes for 104 yards and one touchdown. Ertz was also K-State's second leading rusher, gaining 83 yards on 10 carries, including one of the Wildcats' two touchdown runs.

Senior running back **Charles Jones** had the other rushing touchdown en route to a career night. Jones carried it 19 times for 128 yards, a career-high, with highlighted runs of 26 and 31 yards, respectively. The Wildcats mustered up 231 yards on the ground on 39 attempts — an average of 5.9-yards per rush.

K-State finished with 335 yards of total offense with 231 of those yards coming on the ground. K-State ran just 59 plays compared to the Red Raiders' 91 from the line of scrimmage and lost the time of possession battle to Tech by just under three minutes.

Defensively, K-State did all it could to contain Red Raider quarterback **Patrick Mahomes**. Mahomes completed 46-of-63 passes for 504 yards and two touchdowns, surpassing the 500-yard mark for the third time in his career. He also ran for three scores, all in the first half. The Wildcats surrendered 592 yards of total offense on the night, but allowed just 63 rushing yards on 28 attempts from the Red Raiders.

Six different Wildcats racked up at least seven tackles, including sophomore cornerback **D.J. Reed**, who jumped a Tech route in the first quarter for his first career interception return for a touchdown. Senior defensive end **Jordan Willis** recorded two sacks, moving him up to a tie for fifth place on K-State's all-time sack list with 20.5.

Junior placekicker **Matthew McCrane** converted all three of his attempts, while Pringle returned a Red Raider kickoff 99 yards for a touchdown just before the end of the first half.

SCORING SUMMARY

Team	Qtr/Time	Scoring Play	Conversion	Plays-Yds-TOP	Score
TTU	1st/9:48	Mahomes 1 yd run	Hatfield kick	14-85-5:12	7-0
KS	1st/6:28	Zuber 12 yd pass from Ertz	McCrane kick	7-66-3:12	7-7
KS	1st/4:19	Reed 35 yd interception return	McCrane kick		7-14
TTU	1st/2:38	Coutee 61 yd pass from Mahomes	Hatfield kick	4-75-1:41	14-14
KS	2nd/14:09	McCrane 20 yd field goal		9-57-3:23	14-17
TTU	2nd/11:19	Mahomes 16 yd run	Hatfield kick	7-68-2:42	21-17
KS	2nd/5:43	Ertz 1 yd run	McCrane kick	10-72-5:30	21-24
TTU	2nd/1:47	Mahomes 3 yd run	Hatfield kick	11-80-3:51	28-24
KS	2nd/1:31	Pringle 99 yd kickoff return	McCrane kick		28-31
TTU	3rd/5:17	Hatfield 34 yd field goal		6-45-2:18	31-31
KS	4th/14:07	Jones 2 yd run	McCrane kick	8-47-2:36	31-38
KS	4th/6:05	McCrane 25 yd field goal		12-71-6:28	31-41
KS	4th/1:56	McCrane 42 yd field goal		4-5-2:17	31-44
TTU	4th/0:05	Batson 15 yd pass from Mahomes	Hatfield kick	8-75-1:51	38-44

STATISTICAL LEADERS

► Kansas State

Rushing	Att	Yds	TD	Lg	Avg
Jones	19	128	1	31	6.7
Ertz	10	83	1	27	8.3
Warmack	8	21	0	8	2.6
Dimel	1	1	0	1	1.0

Passing	C-A-I	Yds	TD	Lg	Sack
Ertz	10-20-0	104	1	16	0

Receiving	Rec	Yds	TD	Lg
Zuber	3	35	1	16
Pringle	2	26	0	16
Heath	2	21	0	11
Burton	2	16	0	12
Jones	1	6	0	6

► Texas Tech

Rushing	Att	Yds	TD	Lg	Avg
Felton	14	66	0	31	4.7
White, Jr.	2	8	0	5	4.0
Mahomes	9	-3	3	16	-0.3

Passing	C-A-I	Yds	TD	Lg	Sack
Mahomes	45-62-1	504	2	61	3
Batson	1-1-0	25	0	25	0

Receiving	Rec	Yds	TD	Lg
Cantrell	10	81	0	18
Lauderdale	7	92	0	41
Batson	6	56	1	18
Coutee	5	130	1	61
Giles	4	49	0	22
Davis III	4	34	0	16
Sadler	3	26	0	9
Stockton	3	13	0	10
Willies	2	18	0	11

GAME SIX

K-STATE	0	10	0	7	-	17
19/20 OKLAHOMA	14	10	7	7	-	38

Oct. 15 | Memorial Stadium | Norman, Okla. | 11:01 a.m. | Att: 86,049



TEAM STATISTICS

	K-STATE	OU
FIRST DOWNS	19	24
Rushing	6	9
Passing	12	15
Penalty	1	0
NET YARDS RUSHING	110	138
Rushing Attempts	32	33
Average Per Rush	3.4	4.2
Rushing Touchdowns	1	0
Yards Gained Rushing	132	144
Yards Lost Rushing	22	6
NET YARDS PASSING	225	372
Completions-Attempts-Int	20-37-0	26-32-1
Average Per Attempt	6.1	11.6
Average Per Completion	11.2	14.3
Passing Touchdowns	1	5
TOTAL OFFENSE YARDS	335	510
Total offense plays	69	65
Average Gain Per Play	4.9	7.8
Fumbles: Number-Lost	0-0	1-0
Penalties: Number-Yards	7-35	3-35
PUNTS-YARDS	6-254	4-180
Average Yards Per Punt	42.3	45.0
Net Yards Per Punt	41.8	45.0
Inside 20	1	3
50+ Yards	0	1
Touchbacks	0	0
Fair catch	1	2
KICKOFFS-YARDS	4-255	7-415
Average Yards Per Kickoff	63.8	59.3
Net Yards Per Kickoff	37.5	36.7
Touchbacks	2	2
Punt ret: Number-Yards-TD	1-0-0	2-3-0
Average Per Return	0.0	1.5
Kickoff ret: Number-Yds-TD	5-108-0	2-55-0
Average Per Return	21.6	27.5
Interceptions: Number-Yds-TD	1-0-0	0-0-0
Fumble Returns: Number-Yds-TD	0-0-0	0-0-0
Possession Time	30:58	29:02
1st Quarter	7:17	7:43
2nd Quarter	9:09	5:51
3rd Quarter	7:15	7:45
4th Quarter	7:17	7:43
Third-Down Conversions	6 of 15	7 of 13
Fourth-Down Conversions	1 of 2	1 of 1
Red-Zone Scores-Chances	2-2	3-3
Touchdowns	1-2	2-3
Field goals	1-2	1-3
Sacks By: Number-Yards	0-0	2-18
PAT Kicks	2-2	5-5
Field Goals	1-1	1-1

Game Notes

• The Sooners became the first home team to win in the series since they did so in 2009, stopping a five-game winning streak by the road team.

• Kansas State went on a 17-play touchdown drive in the first half, which lasted 8 minutes and 32 seconds... It was the Wildcats' longest drive in terms of plays and time since also going 17 plays in a 9-minute, 17-second touchdown drive last year against Baylor.

• The Wildcats went 2-for-2 in the red zone with one touchdown and one field goal... K-State is perfect on its last 53 attempts, which is the nation's longest active streak... Of those 53 attempts, the Wildcats have come away with 36 touchdowns... The last time K-State has not converted a red-zone trip into points was nearly a year ago - Oct. 17, 2015 - against Oklahoma.

• **Dominique Heath** tallied seven receptions for 101 yards and a touchdown... He set new career highs in receptions and yards... His previous highs were five receptions against Iowa State last year and 65 yards at Stanford earlier this year.

• Sophomore **Duke Shelley** recorded his first-career interception on a tipped pass in the third quarter... K-State's secondary now has four interception in 2015 after only one a year ago... It also marked the third-straight trip to Norman the Wildcats recorded an interception as **Danzel McDaniel** had a pick-six in 2014 after **Ty Zimmerman** had one in 2012.

K-STATE FALLS AT NO. 19/20 OKLAHOMA

NORMAN, Okla. - A high-powered Oklahoma offense proved to be too much for Kansas State, as the Wildcats fell 38-17 to the Sooners before 86,049 fans at Oklahoma Memorial Stadium.

Oklahoma's victory marked the first win by a home team in the series since the Sooners did so in 2009.

K-State fell behind early, 14-0, in the first quarter and was never able to dig itself out. The Wildcats allowed Oklahoma to rack up 287 yards in the first half, including 200 through the air, as the Sooners averaged 8.7 yards per play and held a 24-10 lead at the break.

K-State was forced to replace starting quarterback **Jesse Ertz** just one play into the third quarter and wasn't able to recover behind backup **Joe Hubener**, who led the offense to just one score. The Big 12's top ranked defense surrendered 500 yards of offense for the second consecutive game, as **Baker Mayfield** threw for four touchdowns, including two to **Dede Westbrook** after intermission.

Offensively, it was a game of halves for K-State's quarterbacks. Ertz, a junior, had an efficient first half, completing 8-of-14 passes for 68 yards. Despite only playing two quarters, Ertz was K-State's leading rusher, going for 40 yards on seven carries and one touchdown. In the second half, Hubener took command through the air, completing 12-of-23 passes for 157 yards, including a 54-yard touchdown pass to sophomore receiver **Dominique Heath**.

The Wildcats' running back by committee effort was slowed mightily by Oklahoma's front seven. K-State managed only 110 yards on the ground. Senior **Charles Jones** ran it a team-leading eight times for 34 yards, while sophomore **Justin Silmon** rushed six times for 35 yards.

The receiving corps featured seven different Wildcats this week, led by Heath, who had a career day by hauling in seven of his nine targets for 101 yards and a touchdown. Senior **Deante Burton** caught four passes for 35 yards, while sophomore **Byron Pringle** grabbed three balls for 43 yards. Jones and redshirt freshman **Isaiah Zuber** also pitched in a pair of catches for 12 and 14 yards, respectively.

The Wildcats finished with 335 yards of total offense for the second consecutive week, with 225 coming through the passing attack. K-State ran 69 plays compared to OU's 65 and averaged 4.9 yards per play, while also winning the time of possession battle by nearly two minutes.

Defensively, K-State was spread out trying to corral Oklahoma's offensive weapons. Mayfield was 25-of-31 for 346 yards and four touchdowns on the day, throwing three alone to Westbrook. The Sooners gashed K-State for 510 yards of total offense, but were held to 138 yards on the ground. Sophomore running back **Joe Mixon** led the way out of the backfield for OU, carrying it 19 times for 88 yards.

Sophomore safety **Kendall Adams** paced all K-State defensive players with 11 total tackles, including seven solo. Junior linebacker **Elijah Lee** and senior safety **Dante Barnett** both followed Adams with 10 tackles apiece, while senior defensive end **Jordan Willis** secured nine tackles, including one for loss. Sophomore cornerback **Duke Shelley** forced the game's lone turnover, his first career interception, in the third quarter. The takeaway was the K-State defense's 10th of the season, pushing the team turnover margin to +7.

SCORING SUMMARY

Team	Qtr/Time	Scoring Play	Conversion	Plays-Yds-TOP	Score
OU	1st/12:24	Perine 25 yd pass from Mayfield	Seibert kick	7-63-2:36	0-7
OU	1st/6:00	Mixon 8 yd pass from Mayfield	Seibert kick	12-73-5:07	0-14
KS	2nd/12:28	Ertz 2 yd run	McCrane kick	17-89-8:32	7-14
OU	2nd/10:39	Westbrook 26 yd pass from Mixon	Seibert kick	5-77-1:49	7-21
KS	2nd/7:41	McCrane 25 yd field goal		6-33-2:58	10-21
OU	2nd/0:16	Seibert 34 yd field goal		6-49-2:24	10-24
OU	3rd/1:08	Westbrook 8 yd pass from Mayfield	Seibert kick	8-52-3:36	10-31
KS	4th/12:40	Heath 54 yd pass from Hubener	McCrane kick	8-81-3:28	17-31
OU	4th/6:31	Westbrook 88 yd pass from Mayfield	Seibert kick	1-88-0:11	17-38

STATISTICAL LEADERS

► Kansas State

Rushing	Att	Yds	TD	Lg	Avg
Ertz	7	40	1	20	5.7
Silmon	6	35	0	15	5.8
Jones	8	34	0	10	4.2
Barnes	1	6	0	6	6.0
Warmack	1	4	0	4	4.0
Dimel	2	4	0	3	2.0

Passing	C-A-I	Yds	TD	Lg	Sack
Hubener	12-23-0	157	1	54	2
Ertz	8-14-0	68	0	13	0

► Oklahoma

Rushing	Att	Yds	TD	Lg	Avg
Mixon	19	88	0	22	4.6
Mayfield	5	25	0	9	5.0
Perine	3	14	0	7	4.7
Adams	6	11	0	5	1.8

Passing	C-A-I	Yds	TD	Lg	Sack
Mayfield	25-31-1	346	4	88	0
Mixon	1-1-0	26	1	26	0

Receiving	Rec	Yds	TD	Lg
Heath	7	101	1	54
Burton	4	35	0	11
Pringle	3	43	0	26
Zuber	2	14	0	13
Jones	2	12	0	7
Reuter	1	12	0	12

Receiving	Rec	Yds	TD	Lg
Westbrook	9	184	3	88
Andrews	4	34	0	12
Mixon	3	34	1	22
Lewis	3	33	0	18
Miller	2	12	0	10
Perine	1	25	1	25
Flowers	1	19	0	19
Baxter	1	15	0	15

GAME SEVEN

TEXAS	0	7	7	7	-	21
K-STATE	7	14	3	0	-	24

Oct. 22 | Bill Snyder Family Stadium | Manhattan, Kan. | 11:01 a.m. | Att: 52,328



Jordan WILLIS

TEAM STATISTICS

	UT	K-STATE
FIRST DOWNS	20	27
Rushing	8	18
Passing	9	4
Penalty	3	5
NET YARDS RUSHING	122	234
Rushing Attempts	38	51
Average Per Rush	3.2	4.6
Rushing Touchdowns	1	2
Yards Gained Rushing	165	264
Yards Lost Rushing	43	30
NET YARDS PASSING	222	171
Completions-Attempts-Int	17-24-0	20-27-1
Average Per Attempt	9.2	6.3
Average Per Completion	13.1	8.6
Passing Touchdowns	2	1
TOTAL OFFENSE YARDS	344	405
Total offense plays	62	78
Average Gain Per Play	5.5	5.2
Fumbles: Number-Lost	1-0	2-2
Penalties: Number-Yards	10-72	8-75
PUNTS-YARDS	4-161	3-99
Average Yards Per Punt	40.2	33.0
Net Yards Per Punt	32.2	33.0
Inside 20	1	1
50+ Yards	0	0
Touchbacks	1	0
Fair catch	1	1
KICKOFFS-YARDS	4-213	5-299
Average Yards Per Kickoff	53.2	59.8
Net Yards Per Kickoff	35.5	41.8
Touchbacks	1	2
Punt ret: Number-Yards-TD	0-0-0	1-12-0
Average Per Return	0.0	12.0
Kickoff ret: Number-Yds-TD	3-40-0	2-46-0
Average Per Return	13.3	23.0
Interceptions: Number-Yds-TD	1-33-0	0-0-0
Fumble Returns: Number-Yds-TD	1-0-0	0-0-0
Possession Time	21:33	38:27
1st Quarter	3:28	11:32
2nd Quarter	3:14	11:46
3rd Quarter	7:54	7:06
4th Quarter	6:57	8:03
Third-Down Conversions	3 of 11	5 of 13
Fourth-Down Conversions	0 of 2	2 of 2
Red-Zone Scores-Chances	2-3	4-5
Touchdowns	2-3	3-5
Field goals	0-3	1-5
Sacks By: Number-Yards	2-16	4-35
PAT Kicks	3-3	3-3
Field Goals	0-1	1-1

► Game Notes

• K-State improved to 10-7 all time against Texas, while the Wildcats are now 9-4 against the Longhorns as Big 12 opponents... The home team has now won each of the last five meetings.

• **Bill Snyder** picked up his 197th career victory, moving him into a tie for 27th all-time in FBS wins... He improved to 7-4 all-time against Texas.

• Kansas State owned the clock on Saturday, holding the ball for 38:27 of the contest... The Wildcats possessed the ball for 23:16 in the first half, which is the third-most time of possession in a first half among FBS teams this season...

• Junior quarterback **Jesse Ertz** had a career-best 20 completions, bettering the 16 completions he had at Stanford to open the season... It was also the first time he ran for multiple touchdowns in a game and marked the fourth-straight game he found paydirt with his legs.

• Senior running back **Charles Jones** rushed 12 times for 81 yards... He now has 1,557 career rushing yards, jumping from 15th to 13th in K-State history.

• Senior defensive end **Jordan Willis** tallied two sacks, giving him 22.5 in his career to fourth in school history, passing **Monty Beisel** (1997-00; 22)... He has now recorded sacks in five of seven games this year and eight of the last 11 games... This was his eighth career game with two or more sacks... Willis tied for the lead in tackles on Saturday with seven, including three for a loss and one pass breakup.

K-STATE SURVIVES LATE TEXAS RALLY, 24-21

MANHATTAN, Kan. – Two first half rushing touchdowns from quarterback **Jesse Ertz** and an all-around resilient defensive effort propelled K-State over Texas, 24-21, at Bill Snyder Family Stadium in front of 52,328 fans.

K-State's victory was its sixth straight over Texas at home and the eighth in the last 10 meetings between the teams. The Longhorns have not won in Manhattan since 2002.

Opposite of last week, K-State went ahead early, 14-0, just minutes into the second quarter and held a 21-7 advantage at the half. The Wildcats dominated the first half's time of possession, holding the ball for more than 23 minutes, while running 26 more plays en route to 244 total yards. Texas was held to six first downs and 160 total yards before the break, with 80 of those yards alone coming on their touchdown pass.

A defensive battle broke out in the second half as K-State only mustered eight first downs and 161 yards. The Longhorns came up with three K-State turnovers after the break, but the Wildcat defense did not allow a point of those turnovers.

Ertz had his most efficient outing of the season, accounting for all three of the Wildcats' touchdowns. He finished 20-of-27 for 171 yards with one touchdown, while also running 18 times for 78 yards and two touchdowns. Ertz was replaced in the fourth quarter by senior **Joe Hubener**, who took care of the final two series for K-State.

Outside of Ertz's rushing effort, K-State was paced by two running backs in the running game. Senior **Charles Jones** rushed 12 times for 81 yards, moving him into 13th place on K-State all-time rushing yards list with 1,557. Sophomore **Justin Silmon** carried the ball 11 times for 58 yards, including a 25-yard long run in the fourth quarter. The Wildcats racked up 234 rushing yards on 51 carries, an average of 4.6 yards per rush.

For the second consecutive week, sophomore **Dominique Heath** led the way for K-State receivers. Heath seven passes for 41 yards, while senior **Deante Burton** brought in four passes for 53 yards, including K-State's longest pass of the day of 31 yards. Sophomore **Byron Pringle** hauled in four balls for 42 yards, as well as the Wildcats' lone receiving score – the second of his young K-State career.

The Wildcats finished with 405 yards of total offense – more than 60 yards above their average, thanks in part to 234 rushing yards. K-State ran 78 plays compared to Texas' 62, while also winning the time of possession battle by nearly 17 minutes.

On the defensive side of the ball, K-State was tasked with slowing a Longhorn offense that boasts the Big 12's leading rusher, **D'Onta Foreman**, and an attack that racks up nearly 500 yards of total offense per week. The Wildcats were not phased, though, limiting Texas' to just 344 total yards and containing Freeman to 124 yards rushing, 22 below his average.

Junior linebacker **Elijah Lee** and senior defensive end **Jordan Willis** led the charge with seven tackles apiece. Willis recorded three tackles for loss, including two sacks, moving him into fourth in school history in sacks with 22.5. Three other Wildcats – senior safety **Dante Barnett**, senior linebacker **Charmeachealle Moore** and sophomore safety **Kendall Adams** – recorded five tackles each, while sophomore cornerback **D.J. Reed** and junior defensive end **Tanner Wood** pitched in four tackles, as well.

SCORING SUMMARY

Team	Qtr/Time	Scoring Play	Conversion	Plays-Yds-TOP	Score
KS	1st/9:23	Ertz 6 yd run	McCrane kick	9-68-5:37	0-7
KS	2nd/13:32	Ertz 19 yd run	McCrane kick	16-80-7:23	0-14
UT	2nd/4:03	Duvernay 80 yd pass from Buechele	Domingue kick	2-90-0:20	7-14
KS	2nd/0:09	Pringle 8 yd pass from Ertz	McCrane kick	9-75-3:54	7-21
KS	3rd/4:30	McCrane 35 yd field goal		7-56-3:08	7-24
UT	3rd/0:31	Swoopes 8 yd run	Domingue kick	12-75-3:59	14-24
UT	4th/0:46	Leonard 6 yd pass from Buechele	Domingue kick	7-57-2:07	21-24

STATISTICAL LEADERS

► Kansas State

Rushing	Att	Yds	TD	Lg	Avg
Jones	12	81	0	26	6.8
Ertz	18	78	2	19	4.3
Silmon	11	58	0	25	5.3
Barnes	4	17	0	6	4.2
Hubener	1	9	0	9	9.0

Passing	C-A-I	Yds	TD	Lg	Sack
Ertz	20-27-1	171	1	31	2

Receiving	Rec	Yds	TD	Lg
Heath	7	41	0	9
Burton	4	53	0	31
Pringle	4	42	1	14
Jones	2	14	0	7
Zuber	2	9	0	7
Dimel	1	12	0	12

► Texas

Rushing	Att	Yds	TD	Lg	Avg
Foreman	24	124	0	16	5.2
Swoopes	2	11	1	8	5.5
Porter	1	1	0	1	1.0
Buechele	10	-12	0	7	-1.2

Passing	C-A-I	Yds	TD	Lg	Sack
Buechele	17-24-0	222	2	80	4

Receiving	Rec	Yds	TD	Lg
Johnson	4	22	0	9
Leonard	3	27	1	11
Warrick	3	19	0	10
Foreman	2	17	0	10
Duvernay	1	80	1	80
Oliver	1	23	0	23
Foreman	1	20	0	20
Heard	1	7	0	7
Joe	1	7	0	7

GAME EIGHT

K-STATE	3	14	14	0	-	31
IOWA STATE	3	0	7	16	-	26

Oct. 29 | Jack Trice Stadium | Ames, Iowa | 11:05 a.m. | Att: 52,763



TEAM STATISTICS

	K-STATE	ISU
FIRST DOWNS	27	25
Rushing	14	8
Passing	11	16
Penalty	2	1
NET YARDS RUSHING	247	154
Rushing Attempts	43	31
Average Per Rush	5.7	5.0
Rushing Touchdowns	3	1
Yards Gained Rushing	261	181
Yards Lost Rushing	14	27
NET YARDS PASSING	151	339
Completions-Attempts-Int	18-28-0	24-43-1
Average Per Attempt	5.4	7.9
Average Per Completion	8.4	14.1
Passing Touchdowns	1	2
TOTAL OFFENSE YARDS	398	493
Total offense plays	71	74
Average Gain Per Play	5.6	6.7
Fumbles: Number-Lost	1-0	0-0
Penalties: Number-Yards	4-35	6-51
PUNTS-YARDS	3-158	2-68
Average Yards Per Punt	52.7	34.0
Net Yards Per Punt	43.3	34.0
Inside 20	0	1
50+ Yards	2	0
Touchbacks	0	0
Fair catch	1	1
KICKOFFS-YARDS	7-453	4-203
Average Yards Per Kickoff	64.7	50.8
Net Yards Per Kickoff	42.3	37.2
Touchbacks	2	1
Punt returns: Number-Yards-TD	1-0-0	2-28-0
Average Per Return	0.0	14.0
Kickoff returns: Number-Yds-TD	2-29-0	5-107-0
Average Per Return	14.5	21.4
Interceptions: Number-Yds-TD	1-0-0	0-0-0
Fumble Returns: Number-Yds-TD	0-0-0	0-0-0
Possession Time	33:17	26:43
1st Quarter	8:46	6:14
2nd Quarter	9:26	5:34
3rd Quarter	9:49	5:11
4th Quarter	5:16	9:44
Third-Down Conversions	8 of 12	7 of 15
Fourth-Down Conversions	0 of 0	2 of 5
Red-Zone Scores-Chances	5-5	3-4
Touchdowns	4-5	2-4
Field goals	1-5	1-4
Sacks By: Number-Yards	2-26	0-0
PAT Kicks	4-4	3-3
Field Goals	1-1	1-1

Game Notes

- The Wildcats and Cyclones met for the 100th-consecutive year... K-State has won each of the last nine meetings, including three-straight in Ames.
- Head coach **Bill Snyder** picked up his 198th career victory, moving him from a tie for 27th to a tie for 25th all-time in FBS wins... He is now two wins shy of becoming the 25th coach in FBS history with 200 career victories.
- This was the eighth time in the last nine meetings the margin of victory was eight points or less... The average margin of victory for the Wildcats during the nine-game winning streak is 8.3 points.
- **Matthew McCrane** connected on a 24-yard field goal with 10:12 left in the first quarter, improving K-State's road/neutral site scoring streak to 114-consecutive games... The last time the Wildcats have been held off the scoreboard on the road was a 12-0 loss at Colorado in 1996.
- **Jesse Ertz** rushed for 106 yards on nine carries... It was a career high in rushing yards as he became the first Wildcat quarterback with a 100-yard game since **Joe Hubener** against Baylor on Nov. 5, 2015.
- **Dominique Heath** and **Deante Burton** combined for 14 catches for 118 yards and a touchdown... Heath's nine catches were a new career high and marked the third-straight game with at least seven receptions, while it was the most by a Wildcat since **Tyler Lockett** (13) and **Curry Sexton** (10) in the Alamo Bowl following the 2014 season... Burton, who picked up his first touchdown of the season in the second quarter, tied his career high in catches.

CATS RUN STREAK OVER ISU TO NINE STRAIGHT

AMES, Iowa — A fourth quarter goal-line stand by the Kansas State defense proved to be the game's deciding moment as the Wildcats withstood a late Iowa State comeback, 31-26, in front of 52,763 fans at Jack Trice Stadium.

K-State built a two touchdown lead by halftime behind a strong running presence in the early going as the Wildcats ground and pound attack went for 149 yards in the first half, averaging 7.5 yards per rush. The Wildcats ticked away more than 18 minutes of the clock in the first two quarters and were an efficient 6-of-8 on third down opportunities. Iowa State was held to just 133 total yards on 30 plays in the first half with the K-State defense smothering the Cyclone running game for just 54 yards.

Despite falling behind by three scores to begin the fourth quarter, the second half's final statistics flipped as Iowa State racked up 360 total yards on its way to making it a five-point game late. The Cyclones threw for 260 yards in the second half and limited K-State to just 141 total yards, but a key fourth down stop at their own 1-yard line proved to be the Wildcats' game-clinching moment with six minutes to play.

Offensively, K-State was led by junior **Jesse Ertz**, who finished 18-of-28 for 151 yards and one touchdown. Ertz was also K-State's leading rusher as he took off nine times for career-high 106 yards, including a career-long run of 54 to set up K-State's opening field goal. Ertz's day on the ground marked two new career highs and was the fourth time in eight games this season he has eclipsed the 75-yard rushing mark.

Three running backs carried it five or more times on Saturday, with sophomore **Justin Silmon** being the Wildcats' biggest gainer behind Ertz, rushing nine times for 54 yards and one touchdown. Freshman **Alex Barnes** rushed five times for 37 yards and his first touchdown as a Wildcat.

For the third consecutive week, sophomore **Dominique Heath** led the way for K-State receivers. Heath caught a career-high nine balls for 46 yards, while senior **Deante Burton** brought in five passes for 72 yards and K-State's first touchdown — his first of the year.

The Wildcats finished with 398 yards of total offense with 247 yards earned between the tackles. K-State finished 8-of-12 on third downs, and despite running three fewer plays than Iowa State, won the time of possession battle by more than six minutes.

Defensively, the Wildcats were top notch in the first half, but struggled after the break as the Cyclones put together 493 yards of total offense with 339 through the air. However, K-State held Iowa State to 7-of-15 on third down conversions and stumped the Cyclones' crucial fourth down chances 2-of-5 times.

Sophomore cornerback D.J. Reed paced all Wildcat defenders in tackles, as he tallied a career-high 14, matching **Elijah Lee**'s effort at West Virginia on Oct. 1 for the most tackles in a game this season. Lee, a junior linebacker, was second in tackles for K-State, as he was in on 11, while senior safety **Dante Barnett** and senior linebacker **Charmeachealle Moore** each added eight tackles apiece. Sophomore **Duke Shelley** came up with the game's lone turnover in the first half, an interception, that is his second of the season.

SCORING SUMMARY

Team	Qtr/Time	Scoring Play	Conversion	Plays-Yds-TOP	Score
KS	1st/10:12	McCrane 23 yd field goal		7-66-3:23	3-0
ISU	1st/5:23	Netten 24 yd field goal		12-68-4:49	3-3
KS	2nd/14:24	Burton 11 yd pass from Ertz	McCrane kick	13-75-5:59	10-3
KS	2nd/8:03	Silmon 3 yd run	McCrane kick	10-86-5:14	17-3
ISU	3rd/12:08	Jones 24 yd pass from Park	Netten kick	7-52-2:51	17-10
KS	3rd/5:24	Dimel 1 yd run	McCrane kick	14-85-6:39	24-10
KS	3rd/0:27	Barnes 8 yd run	Patterson kick	6-62-3:05	31-10
ISU	4th/13:15	Lanning 5 yd run	Netten kick	6-78-2:06	31-17
ISU	4th/6:55	Seeley, Kane safety			31-19
ISU	4th/0:51	Jones 5 yd pass from Park	Netten kick	9-76-1:49	31-26

STATISTICAL LEADERS

► Kansas State

Rushing	Att	Yds	TD	Lg	Avg
Ertz	9	106	0	54	11.8
Silmon	9	54	1	12	6.0
Jones	12	37	0	9	3.1
Barnes	5	37	1	13	7.4
Delton	4	11	0	8	2.8
Pringle	1	4	0	4	4.0
Dimel	1	1	1	1	1.0

Passing	C-A-I	Yds	TD	Lg	Sack
Ertz	18-28-0	151	1	22	0

► Iowa State

Rushing	Att	Yds	TD	Lg	Avg
Lanning	10	74	1	28	7.4
Montgomery	9	39	0	13	4.3
Warren	6	34	0	12	5.7
Park	6	7	0	15	1.2

Passing	C-A-I	Yds	TD	Lg	Sack
Park	19-35-1	301	2	48	2
Lanning	4-7-0	28	0	9	0
Jones	1-1-0	10	0	10	0

Receiving	Rec	Yds	TD	Lg
Heath	9	46	0	13
Burton	5	72	1	22
Pringle	2	14	0	13
Sutton	1	12	0	12
Zuber	1	7	0	7

Receiving	Rec	Yds	TD	Lg
Lazard	8	134	0	48
Jones	5	43	2	24
Daley	4	60	0	23
Ryen	3	16	0	9
Epps	1	39	0	39
Montgomery	1	28	0	28
Park	1	10	0	10

GAME NINE

18/22/22	OKLA. ST.	7	14	7	15	- 43
	K-STATE	13	3	14	7	- 37

Nov. 5 | Bill Snyder Family Stadium | Manhattan, Kan. | 2:36 p.m. | Att: 52,450



TEAM STATISTICS

	OSU	K-STATE
FIRST DOWNS	29	24
Rushing	8	16
Passing	20	5
Penalty	1	3
NET YARDS RUSHING	180	345
Rushing Attempts	26	56
Average Per Rush	6.9	6.2
Rushing Touchdowns	1	4
Yards Gained Rushing	189	363
Yards Lost Rushing	9	18
NET YARDS PASSING	457	87
Completions-Attempts-Int	29-38-2	12-18-1
Average Per Attempt	12.0	4.8
Average Per Completion	15.8	7.2
Passing Touchdowns	5	0
TOTAL OFFENSE YARDS	637	432
Total offense plays	64	74
Average Gain Per Play	10.0	5.8
Fumbles: Number-Lost	1-1	1-0
Penalties: Number-Yards	7-67	4-31
PUNTS-YARDS	2-41	5-226
Average Yards Per Punt	20.5	45.2
Net Yards Per Punt	20.5	41.2
Inside 20	1	2
50+ Yards	0	1
Touchbacks	0	1
Fair catch	1	0
KICKOFFS-YARDS	7-429	7-455
Average Yards Per Kickoff	61.3	65.0
Net Yards Per Kickoff	33.9	41.1
Touchbacks	2	6
Punt returns: Number-Yards-TD	1-0-0	0-0-0
Average Per Return	0.0	0.0
Kickoff returns: Number-Yds-TD	1-17-0	5-142-0
Average Per Return	17.0	28.4
Interceptions: Number-Yds-TD	1-0-0	2-29-1
Fumble Returns: Number-Yds-TD	0-0-0	0-0-0
Possession Time	23:30	36:30
1st Quarter	4:07	10:53
2nd Quarter	6:34	8:26
3rd Quarter	7:35	7:25
4th Quarter	5:14	9:46
Third-Down Conversions	2 of 5	5 of 13
Fourth-Down Conversions	0 of 1	1 of 2
Red-Zone Scores-Chances	3-3	5-7
Touchdowns	3-3	4-7
Field goals	0-3	1-7
Sacks By: Number-Yards	2-8	1-9
PAT Kicks	5-5	4-5
Field Goals	0-0	1-1

Game Notes

- With 345 rushing yards on Saturday, the Wildcats have recorded three straight 200-yard rushing performances against conference foes for the first time since 2003... K-State, which had 234 yards on the ground against Texas and 247 last week at Iowa State, accomplished the feat for the first time since 2003 against Iowa State (356), at Nebraska (248) and against Missouri (367) 13 years ago... The 345 yards rushing were a season-high and the most since piling up 346 yards against Kansas on Oct. 6, 2012.

- Duke Shelley intercepted his third pass of the season in the third quarter and returned it 29 yards for a score... It was the Wildcats' second pick-six of the year, the first time K-State had multiple interception-return scores since 2013 (3)... After recording a pick last week at Iowa State, Shelley became the first Wildcat with interceptions in consecutive games since Randall Evans had one in three-straight games (WVU, KU, BU) in 2014.

- Junior quarterback Jesse Ertz rushed for a career-high 153 rushing yards and three touchdowns on a career-high 30 attempts, while he threw for 87 yards on 12-of-18 aim... His three rushing scores were the most by a K-State quarterback since Joe Hubener had three last year against Texas Tech... He also recorded his second straight 100-yard rushing game (106 at Iowa State), the first Wildcat with consecutive 100-yard games since John Hubert in 2013 (105 vs. Iowa State, 157 at Texas Tech) and the first quarterback to do so since Daniel Sams in 2013 (118 at Oklahoma State, 199 vs. Baylor).

K-STATE FALLS TO LATE COWBOY RALLY

MANHATTAN, Kan. — A pair of fourth quarter touchdowns were too much for K-State to overcome as the Wildcats fell to Oklahoma State in the final minutes, 43-37, in front of 52,450 fans at Bill Snyder Family Stadium. The loss was K-State's first to the Cowboys in Manhattan since 2010.

K-State jumped out to an early advantage, 13-0, midway through the first quarter before entering the half trailing 21-16. The Wildcats put up 215 yards of total offense, including 153 on the ground, on 35 plays before the break and held onto the ball for more than 19 minutes of action. Oklahoma State did its work through the air, throwing for 225 yards and three touchdowns before half.

The second half featured four turnovers and a true back-and-forth contest. The Wildcats ran for 192 yards after half, while the Cowboys threw for an additional 232 yards. Oklahoma State scored the game's final 15 points with under eight minutes to play and came up with an interception on K-State's final play to seal the victory.

The Wildcats were led out of the huddle by a huge effort from junior quarterback Jesse Ertz. Ertz was 12-of-18 for 87 yards and one interception through the air, but ran for a career-high 153 yards on 30 attempts, including a career best three rushing touchdowns. His rushing effort marked the first time a K-State QB has run for 100 yards in back-to-back games since 2013.

A true running-back-by-committee effort backed up Ertz out of the backfield as three backs carried the ball five or more times. Redshirt freshman Alex Barnes ran eight times for 72 yards, while senior Charles Jones rushed seven times for 70 yards. Sophomore Justin Silmon carried the ball five times for 29 yards and sophomore Winston Dimel's only carry, a 10-yarder, was K-State's second rushing score of the game early on.

The receiving corps was used few and far between on Saturday, but was led by sophomore Dominique Heath for the third straight week. Heath hauled in four balls for 48 yards, including the Wildcats' longest completion of 32 yards. Only one other Wildcat caught more than one pass as redshirt freshman Isaiah Zuber brought down four for 20 yards.

The Wildcats finished with 432 yards of total offense, including 345 on the ground — more than 150 yards above their season average. K-State ran 74 plays compared to Oklahoma State's 64, while also winning the time of possession battle by exactly 13 minutes.

On the defensive side of the ball, K-State was tasked with slowing a passing attack that averages more than 300 yards per game. Big plays of 54 yards and 82 yards proved to be the deciding factors as OSU put up 457 yards in the air en route to 637 yards of total offense.

Junior linebacker Elijah Lee led the charge with eight tackles and added a fumble recovery early in the second half. Senior linebacker Charmeachealle Moore and sophomore cornerback D.J. Reed got in on seven tackles apiece, while Reed also secured his third interception of the season. Sophomore corner Duke Shelley also grabbed his third interception of the year and returned it for his first career pick-6 in the third quarter.

SCORING SUMMARY

Team	Qtr/Time	Scoring Play	Conversion	Plays-Yds-TOP	Score
KS	1st/9:20	Ertz 9 yd run	Patterson kick failed	11-75-5:40	0-6
KS	1st/4:58	Dimel 10 yd run	Patterson kick	6-63-2:15	0-13
OS	1st/2:58	McCleskey 12 yd pass from Rudolph	Grogan kick	6-75-2:00	7-13
OS	2nd/13:42	Jarwin 54 yd pass from Rudolph	Grogan kick	5-80-1:12	14-13
KS	2nd/7:19	Patterson 43 yd field goal		11-54-6:16	14-16
OS	2nd/3:44	Washington 3 yd pass from Rudolph	Grogan kick	9-75-3:35	21-16
KS	3rd/8:20	Shelley 29 yd interception return	Patterson kick		21-23
KS	3rd/2:34	Ertz 2 yd run	Patterson kick	6-62-2:07	21-30
OS	3rd/0:41	Hays 34 yd pass from Rudolph	Grogan kick	5-75-1:53	28-30
KS	4th/12:21	Ertz 1 yd run	Patterson kick	7-58-3:12	28-37
OS	4th/7:45	Washington 82 yd pass from Rudolph	Grogan kick	2-92-0:31	35-37
OSU	4th/1:46	Carson 17 yd run	Childs pass	8-80-3:49	43-37

STATISTICAL LEADERS

Kansas State

Rushing	Att	Yds	TD	Lg	Avg
Ertz	30	153	3	25	5.1
Barnes	8	72	0	27	9.0
Jones	7	70	0	35	10.0
Silmon	5	29	0	24	5.8
Dimel	1	10	1	10	10.0
Warmack	3	8	0	6	2.7
Pringle	1	3	0	3	3.0

Passing	C-A-I	Yds	TD	Lg	Sack
Ertz	12-18-1	87	0	32	2

Receiving	Rec	Yds	TD	Lg
Heath	4	48	0	32
Zuber	4	20	0	9
Pringle	1	9	0	9
Jones	1	9	0	9
Silmon	1	2	0	2
Harris	1	-1	0	0

Oklahoma State

Rushing	Att	Yds	TD	Lg	Avg
Carson	7	69	1	18	9.9
Hill	9	44	0	9	4.9
Sanders	3	34	0	26	11.3
Rudolph	5	26	0	21	5.2
Childs	1	7	0	7	7.0

Passing	C-A-I	Yds	TD	Lg	Sack
Rudolph	29-38-2	457	5	82	1

Receiving	Rec	Yds	TD	Lg
McCleskey	8	68	1	19
Washington	7	117	2	82
Seales	3	67	0	48
Hays	3	59	1	34
Lacy	3	33	0	17
Carson	3	17	0	7
Jarwin	2	96	1	54

GAME TEN

NR/NR/RV K-STATE	0	7	21	14	-	42
BAYLOR	0	14	0	7	-	21

Nov. 19 | McLane Stadium | Waco, Texas | 11:01 a.m. | Att: 43,581



TEAM STATISTICS

	K-STATE	BU
FIRST DOWNS	25	22
Rushing	14	8
Passing	9	11
Penalty	2	3
NET YARDS RUSHING	237	110
Rushing Attempts	51	33
Average Per Rush	4.6	3.3
Rushing Touchdowns	6	0
Yards Gained Rushing	281	133
Yards Lost Rushing	44	23
NET YARDS PASSING	177	258
Completions-Attempts-Int	16-25-0	27-46-3
Average Per Attempt	7.1	5.6
Average Per Completion	11.1	9.6
Passing Touchdowns	0	3
TOTAL OFFENSE YARDS	414	368
Total offense plays	76	79
Average Gain Per Play	5.4	4.7
Fumbles: Number-Lost	3-2	3-1
Penalties: Number-Yards	8-85	9-84
PUNTS-YARDS	5-212	7-253
Average Yards Per Punt	42.4	36.1
Net Yards Per Punt	34.4	35.4
Inside 20	2	2
50+ Yards	1	0
Touchbacks	2	0
Fair catch	2	1
KICKOFFS-YARDS	7-448	4-239
Average Yards Per Kickoff	64.0	59.8
Net Yards Per Kickoff	44.9	27.2
Touchbacks	4	0
Punt returns: Number-Yards-TD	1-5-0	0-0-0
Average Per Return	5.0	0.0
Kickoff returns: Number-Yds-TD	4-130-0	2-34-0
Average Per Return	32.5	17.0
Interceptions: Number-Yds-TD	3-73-0	0-0-0
Fumble Returns: Number-Yds-TD	0-0-0	0-0-0
Possession Time	36:01	23:59
1st Quarter	9:12	5:48
2nd Quarter	8:32	6:28
3rd Quarter	11:37	3:23
4th Quarter	6:40	8:20
Third-Down Conversions	7 of 14	7 of 17
Fourth-Down Conversions	1 of 1	1 of 1
Red-Zone Scores-Chances	6-6	1-2
Touchdowns	6-6	1-2
Field goals	0-6	0-2
Sacks By: Number-Yards	4-10	3-27
PAT Kicks	6-6	3-3
Field Goals	0-0	0-0

Game Notes

• The victory snapped a four-game losing streak to the Bears as it was K-State's first win over Baylor since a 36-35 triumph in Manhattan in 2011... It was also the first K-State win in Waco since a 44-10 victory in 2002, halting a four-game losing skid in Waco.

• The win gave K-State bowl eligibility for a seventh-straight year, the 20th time in school history and the 18th time under head coach **Bill Snyder**.

• Redshirt freshman running back **Alex Barnes** rushed 19 times for 129 yards and four touchdowns, setting career highs in all three categories... His four scores were the most by a freshman in a single game in school history, while it was tied for third overall... His 129 yards rank third in school history among freshmen.

• With his effort, **Alex Barnes** now has 339 rushing yards this season, moving from outside the top-five to third place in school history in rushing yards among freshmen.

• Wide receiver **Deante Burton** carded four receptions for 82 yards... With his 37-yard catch in the second quarter, he became the 29th player in school history to eclipse the 1,000-yard mark for a career.

• Defensive back **Donnie Starks** recorded a pair of interceptions in the second half, the first two picks of his career... His two picks in a game are tied for seventh in school history... He is the first Wildcat with two interceptions in a game since **Elijah Lee** had two against TCU in 2015, while he is the first Wildcat defensive back with two interceptions in a game since **Morgan Burns** and **Travis Green** did so against Texas Tech in 2014.

BARNES STARS AS K-STATE DEFEATS BAYLOR

WACO, Texas – Redshirt freshman running back **Alex Barnes** scored four second-half touchdowns, including three in a 21-point third quarter, as Kansas State reached bowl eligibility for the seventh consecutive season with a 42-21 win over Baylor.

The four rushing touchdowns were the most-ever by a Wildcat freshman, while 129 yards on the ground ranks third in school history among freshmen.

The win was **Bill Snyder**'s 199th all-time, moving him into sole possession of 26th place all-time in FBS victories. It was also K-State's first win over Baylor since 2011 and the first win in Waco since 2002, as the Wildcats are now bowl eligible for the seventh consecutive season and 18th time under Snyder.

K-State held the high-powered Baylor offense scoreless for the opening 22 minutes before the Bears turned two K-State turnovers into a 14-7 halftime lead. The Wildcats put up a balanced 174 yards of total offense – 85 on the ground, 89 through the air – on 36 plays before the break and held possession for nearly 18 minutes of action. Baylor, using quarterback **Zach Smith** for the injured **Seth Russell**, was held to 167 yards of offense, including 147 in the passing attack.

The game flipped on its head in the second half, as K-State took command behind its ground and pound attack. The Wildcats ran for 153 yards and five touchdowns after the half, while the defense came up with three interceptions to foil any Baylor comeback.

The Wildcats were led out of the huddle by junior quarterback **Jesse Ertz** for the 10th time this season. Ertz finished 16-of-25 for 177 yards through the air and was K-State's second leading rusher with 46 yards on 17 carries, including a long of 40 yards to set up the Wildcats' first touchdown.

What started as a running back by committee early on, did not last in the second half. Barnes burst onto the scene with a series of bouldering runs in the third quarter – a quarter in which he found the end zone three times. Barnes led the Wildcats' backfield with 19 carries for 129 yards and four touchdowns, marking his first 100-yard rushing game and first multi-touchdown game of his young career. K-State's starting running back, senior **Charles Jones**, finished with six rushes for 46 yards, while sophomore fullback **Winston Dimel** aided the rushing effort with two touchdowns on his three carries.

On the defensive side of the ball, K-State held Baylor to just 368 yards of total offense, the fewest allowed to the Bears by any team this season. The Wildcats' defense also posted shutouts in two quarters of play, the first and third, a feat that had yet to be accomplished against the Bears this season.

Sophomore corner **Duke Shelley** and senior linebacker **Charmeachelle Moore** paced K-State defenders with eight tackles apiece. Sophomore corner **D.J. Reed** was in on seven tackles and added four pass breakups, while sophomore safety **Kendall Adams** also made seven stops. Senior corner **Donnie Starks** had a career day by reeling in two interceptions, while senior safety **Deante Barnett** also snatched his first interception of the season. Juniors **Tanner Wood** and **Elijah Lee** were credited with a forced fumble before senior defensive end **Reggie Walker** came up with the recovery.

SCORING SUMMARY

Team	Qtr/Time	Scoring Play	Conversion	Plays-Yds-TOP	Score
BU	2nd/6:43	Lynch 25 yd pass from Smith	Callahan kick	2-22-0:32	0-7
KS	2nd/3:55	Dimel 2 yd run	Patterson kick	6-90-2:48	7-7
BU	2nd/0:10	Platt 24 yd pass from Smith	Callahan kick	5-40-0:32	7-14
KS	3rd/10:41	Barnes 11 yd run	Patterson kick	10-84-4:19	14-14
KS	3rd/2:41	Barnes 1 yd run	Patterson kick	13-87-5:59	21-14
KS	3rd/0:30	Barnes 2 yd run	Patterson kick	3-21-1:19	28-14
BU	4th/7:28	Stricklin 19 yd pass from Smith	Callahan kick	13-65-3:32	28-21
KS	4th/5:30	Dimel 2 yd run	Patterson kick	4-23-1:58	35-21
KS	4th/3:08	Barnes 9 yd run	Patterson kick	3-23-1:21	42-21

STATISTICAL LEADERS

► Kansas State

Rushing	Att	Yds	TD	Lg	Avg
Barnes	19	129	4	18	6.8
Jones	6	46	0	24	7.7
Ertz	17	46	0	40	2.7
Silmon	4	11	0	5	2.8
Dimel	3	8	2	4	2.7

Passing	C-A-I	Yds	TD	Lg	Sack
Ertz	16-25-0	177	0	37	3

Receiving	Rec	Yds	TD	Lg
Pringle	5	46	0	19
Burton	4	82	0	37
Zuber	4	32	0	20
Heath	2	7	0	8
Reuter	1	10	0	10

► Baylor

Rushing	Att	Yds	TD	Lg	Avg
Linwood	24	110	0	17	4.6
Lynch	3	13	0	7	4.3
Nicholson	1	3	0	3	3.0
Hawthorne	1	-7	0	0	-7.0
Smith	4	-9	0	0	-2.2

Passing	C-A-I	Yds	TD	Lg	Sack
Smith	27-45-3	258	3	25	4
Lynch	0-1-0	0	0	0	0

Receiving	Rec	Yds	TD	Lg
Cannon	9	91	0	17
Zamora	7	49	0	10
Lynch	6	63	1	25
Platt	3	34	1	24
Stricklin	1	19	1	19
Linwood	1	2	0	2

GAME ELEVEN

KANSAS	3	0	6	10	-	19
K-STATE	6	14	7	7	-	34

Nov. 26 | Bill Snyder Family Stadium | Manhattan, Kan. | 11:05 a.m. | Att: 52,637



alex BARNES

TEAM STATISTICS

	KU	K-STATE
FIRST DOWNS	18	25
Rushing	9	17
Passing	8	4
Penalty	1	4
NET YARDS RUSHING	101	342
Rushing Attempts	27	58
Average Per Rush	3.7	5.9
Rushing Touchdowns	0	4
Yards Gained Rushing	122	383
Yards Lost Rushing	21	41
NET YARDS PASSING	302	99
Completions-Attempts-Int	24-44-2	6-11-0
Average Per Attempt	6.9	9.0
Average Per Completion	12.6	16.5
Passing Touchdowns	2	0
TOTAL OFFENSE YARDS	403	441
Total offense plays	71	69
Average Gain Per Play	5.7	6.4
Fumbles: Number-Lost	2-1	2-1
Penalties: Number-Yards	9-85	5-60
PUNTS-YARDS	5-209	4-166
Average Yards Per Punt	41.8	41.5
Net Yards Per Punt	31.0	41.5
Inside 20	0	3
50+ Yards	1	0
Touchbacks	1	0
Fair catch	1	2
KICKOFFS-YARDS	4-242	6-376
Average Yards Per Kickoff	60.5	62.7
Net Yards Per Kickoff	42.0	43.0
Touchbacks	2	3
Punt returns: Number-Yards-TD	0-0-0	2-34-0
Average Per Return	0.0	17.0
Kickoff returns: Number-Yds-TD	3-43-0	2-24-0
Average Per Return	14.3	12.0
Interceptions: Number-Yds-TD	0-0-0	2-42-1
Fumble Returns: Number-Yds-TD	0-0-0	0-0-0
Possession Time	23:37	36:23
1st Quarter	7:42	7:18
2nd Quarter	6:28	8:32
3rd Quarter	1:32	13:28
4th Quarter	7:55	7:05
Third-Down Conversions	4 of 14	6 of 14
Fourth-Down Conversions	1 of 2	0 of 1
Red-Zone Scores-Chances	2-2	3-5
Touchdowns	1-2	3-5
Field goals	1-2	0-5
Sacks By: Number-Yards	1-7	4-16
PAT Kicks	1-1	4-5
Field Goals	2-2	0-1

Game Notes

• Head coach **Bill Snyder** earned his 200th career victory on Saturday... He became the 26th FBS coach all-time with 200 career victories but just the sixth to have every career win come at one FBS school.

• K-State recorded 342 rushing yards, moving into the school's top-10 list in single-season rushing with 2,459 yards on the year.

• With four rushing touchdowns, K-State improved its season total to 33 on the year to move into the school's top-10 list for a single season, now ranking eighth all-time.

• **Donnie Starks** recorded his first career pick-six in the second quarter, which was the Wildcats' third of the year to rank fifth in school history.

• By rushing for 103 yards, **Alex Barnes** now has 442 rushing yards this season to move into second place in school history in rushing yards among freshmen... He moved into second place on a touchdown run in which he leaped over a defender and hit the pylon for a score.

• Senior defensive end **Jordan Willis** tallied 1.5 sacks in the contest, giving him 10.5 on the year and 25 in his career... He moved into a tie for seventh place in school history for single-season sacks... He also jumped to third place in school history in career sacks and is now tied for seventh in Big 12 history.

• **Donnie Starks** carded his third-career interception... All three of Starks' interceptions have come in the last two games after not recording one in his first 27 career games.

CATS RUN PAST KU FOR SNYDER'S 200TH WIN

MANHATTAN, Kan. — Another dominant rushing effort propelled K-State to a 34-19 win over the Kansas Jayhawks, giving head coach **Bill Snyder** his 200th career victory in front of a sellout crowd of 52,637 at Bill Snyder Family Stadium.

Snyder becomes the 26th coach in FBS history to eclipse the 200-win mark, but is only the sixth coach to have all of his career victories at one school. It was Snyder's eighth-straight win over KU and 21st overall in his 25 seasons, tying his 21 wins against Iowa State for the most victories by a current FBS coach over any one opponent.

K-State trailed by three in the opening minutes but took off running, utilizing 160 first-half rushing yards and a defensive touchdown to pull ahead before intermission, 20-3. Kansas was held to just 127 yards of total offense, while turning it over twice in the first half.

The Wildcats added a touchdown on their first possession of the third quarter and just seconds into the fourth to put the game out of reach as K-State rushed for more than 200 yards for the fifth-consecutive game, its longest such streak since 2003.

Junior quarterback **Jesse Ertz** led the way for K-State out of the gate, rushing 12 times for 99 yards — including a long of 34 to set up K-State's second touchdown. Ertz played only one snap in the second half before being replaced by senior **Joe Hubener**, who completed 2-of-4 passes for 40 yards while adding seven rushing yards and one rushing touchdown. Redshirt freshman **Alex Delton** also appeared and was the Wildcats' third-leading rusher with 53 yards on 12 carries.

Out of the backfield, senior **Charles Jones** earned the start, but redshirt freshman Alex Barnes, fresh off his four-touchdown effort against Baylor, carried 10 times for 103 yards and one touchdown, a 31-yarder in which he leaped over a defender and touched the right pylon with the nose of the football. Barnes' 103 rushing yards moved his season total to 442 yards, pushing him into second place in school history among freshmen rushers.

K-State also received ground game contributions from sophomore **Winston Dimel**, who had two touchdowns, his 11th and 12th of the season, while sophomore **Dalvin Warmack** had K-State's longest run of the day for 36 yards on one of his five rushes.

The Wildcats finished the day with 441 yards of total offense, including 342 on the ground, surpassing the 300-yard rushing mark for the third time this season. With the rushing effort, K-State's season total ballooned to 2,459 yards, good enough for eighth on the all-time list for rushing yards in a season and the most since 2012.

On the defensive side of the ball, K-State allowed 403 yards to the Kansas offense, including 302 passing yards, but forced three Jayhawk turnovers while holding them to just 4-of-14 on third down conversions.

Junior linebacker **Elijah Lee** led the charge for K-State's defensive players with eight tackles and one interception — the fifth of his career, which is the most all-time by a linebacker under Snyder. Sophomore safety **Kendall Adams** and senior linebacker **Charmeachealle Moore** were up next, each adding six tackles apiece. In their last home games, seniors **Dante Barnett** and **Jordan Willis** secured four tackles. Willis tallied 1.5 sacks, giving him 10.5 on the year and 25 for his career.

SCORING SUMMARY

Team	Qtr/Time	Scoring Play	Conversion	Plays-Yds-TOP	Score
KU	1st/10:30	Wyman 34 yd field goal		11-58-4:30	3-0
KS	1st/7:24	Dimel 1 yd run	Patterson kick blkd	6-70-2:59	3-6
KS	2nd/13:52	Barnes 31 yd run	Patterson kick	5-79-2:22	3-13
KS	2nd/13:12	Starks 39 yd interception return	Patterson kick		3-20
KS	3rd/9:47	Dimel 7 yd run	Patterson kick	11-75-5:13	3-27
KU	3rd/4:18	Gonzalez 95 yd pass from Stanley	Sims rush failed	1-95-0:14	9-27
KS	4th/14:56	Hubener 1 yd run	Patterson kick	8-75-4:22	9-34
KU	4th/11:29	Zunica 4 yd pass from Stanley	Wyman kick	10-75-3:27	16-34
KU	4th/6:30	Wyman 44 yd field goal		11-69-2:31	19-34

STATISTICAL LEADERS

► Kansas State

Rushing	Att	Yds	TD	Lg	Avg
Barnes	10	103	1	31	10.3
Ertz	12	99	0	34	8.2
Delton	12	53	0	11	4.4
Warmack	5	43	0	36	8.6
Dimel	6	15	2	7	2.5
Morgan	1	11	0	11	11.0
Jones	5	7	0	8	1.4
Hubener	5	7	1	10	1.4
Silmon	2	4	0	6	2.0

Passing	C-A-I	Yds	TD	Lg	Sack
Ertz	4-6-0	59	0	18	1
Hubener	2-4-0	40	0	22	0
Delton	0-1-0	0	0	0	0

Receiving	Rec	Yds	TD	Lg
Pringle	5	77	0	18
Jones	1	22	0	22

► Kansas

Rushing	Att	Yds	TD	Lg	Avg
Stanley	10	52	0	36	5.2
Kinner	9	25	0	13	2.8
Herbert	5	13	0	12	2.6
Martin	3	11	0	7	3.7

Passing	C-A-I	Yds	TD	Lg	Sack
Stanley	24-44-2	302	2	95	4

Receiving	Rec	Yds	TD	Lg
Gonzalez	5	127	1	95
Sims	5	41	0	32
Patrick	3	64	0	30
Zunica	2	21	1	17
Kinner	2	20	0	17
Barbel	2	16	0	9
Martin	2	3	0	2
Brewer	1	5	0	5
Moses	1	3	0	3

GAME TWELVE

K-STATE	3	7	13	7	-	30
TCU	3	3	0	0	-	6

Dec. 3 | Amon G. Carter Stadium | Fort Worth, Texas | 11:06 a.m. | Att: 42,746



TEAM STATISTICS

	K-STATE	TCU
FIRST DOWNS	21	15
Rushing	15	8
Passing	6	5
Penalty	0	2
NET YARDS RUSHING	336	142
Rushing Attempts	51	37
Average Per Rush	6.6	3.8
Rushing Touchdowns	3	0
Yards Gained Rushing	344	171
Yards Lost Rushing	8	29
NET YARDS PASSING	159	138
Completions-Attempts-Int	9-21-0	17-36-1
Average Per Attempt	7.6	3.8
Average Per Completion	17.7	8.1
Passing Touchdowns	1	0
TOTAL OFFENSE YARDS	495	280
Total offense plays	72	73
Average Gain Per Play	6.9	3.8
Fumbles: Number-Lost	1-1	1-0
Penalties: Number-Yards	6-61	4-45
PUNTS-YARDS	6-255	10-373
Average Yards Per Punt	42.5	37.3
Net Yards Per Punt	36.2	37.0
Inside 20	2	3
50+ Yards	0	0
Touchbacks	1	0
Fair catch	0	5
KICKOFFS-YARDS	6-358	3-177
Average Yards Per Kickoff	59.7	59.0
Net Yards Per Kickoff	37.8	35.7
Touchbacks	2	0
Punt returns: Number-Yards-TD	3-3-0	4-18-0
Average Per Return	1.0	4.5
Kickoff returns: Number-Yds-TD	3-70-0	4-81-0
Average Per Return	23.3	20.2
Interceptions: Number-Yds-TD	1-11-0	0-0-0
Fumble Returns: Number-Yds-TD	0-0-0	0-0-0
Possession Time	34:34	25:26
1st Quarter	10:07	4:53
2nd Quarter	5:35	9:25
3rd Quarter	8:27	6:33
4th Quarter	10:25	4:35
Third-Down Conversions	10 of 17	7 of 20
Fourth-Down Conversions	0 of 0	1 of 1
Red-Zone Scores-Chances	3-3	1-2
Touchdowns	2-3	0-2
Field goals	1-3	1-2
Sacks By: Number-Yards	3-19	0-0
PAT Kicks	3-4	0-0
Field Goals	1-1	2-2

Game Notes

- The victory gave K-State sole possession of fourth place in the Big 12 standings after being predicted the finish eighth in the preseason poll... It is the fifth time the Wildcats have finished fifth or better in conference standings in the last six years... Additionally, K-State finished with six Big 12 victories for the fourth time in the last six years.
- With the 336 rushing yards, K-State improved its season total to 2,795 to jump from eighth to fourth in school history... K-State also improved its single-season marks for rushing touchdowns, a mark that now stands at 36 to rank seventh in school history...
- K-State's recorded an 83-yard catch-and-run touchdown from **Jesse Ertz** to **Byron Pringle** early in the third quarter... It was the eighth-longest pass play in school history (since 1969) and the longest since 2013.
- Quarterback **Jesse Ertz** (170 yards) and running back **Justin Silmon** (133 yards) each recorded 100-yard games... It was the Wildcats' 14th double 100-yard game in school history and the first since **Collin Klein** (116) and **John Hubert** (101) teamed up for one against Kansas in 2012... It was also tied for the third most by two rushers in a single game in school history.
- With the performance by **Jesse Ertz** and **Justin Silmon** combined with a 126-yard output on the receiving end by **Byron Pringle**, it marked the first time since the 2003 season opener against California that the Wildcats had two 100-yard rushers and a 100-yard receiver.

K-STATE RUNS OVER TCU IN BIG 12 FINALE

FORT WORTH, Texas – For the first time since 2012, Kansas State was powered by two 100-yard rushers as the Wildcats handled TCU for a 30-6 victory before 42,746 fans at Amon G. Carter Stadium.

K-State held a small advantage at the half, 10-6, behind 192 rushing yards and a 32-yard rushing touchdown from quarterback **Jesse Ertz**. TCU was held to just 158 yards of total offense and two field goals before the break.

The Wildcats' defense clamped down after intermission, surrendering only 122 yards in the second half while also forcing five three-and-out possessions from the Horned Frogs. Meanwhile, Ertz and sophomore wide receiver **Byron Pringle** connected for K-State's longest offensive play this season, an 83-yard touchdown score. Behind Ertz's career rushing performance, the Wildcats ran away with the game, adding 144 rushing yards in the second half to finish with 336 for the game.

Ertz, the Big 12's leading rusher amongst quarterbacks, finished with a career-high 170 rushing yards and one touchdown on 19 carries in his 12th start of the season. It was Ertz's third 100-yard rushing performance of the season and the fifth most rushing yards by a quarterback in school history. Ertz was also 9-of-21 for 159 yards and one touchdown through the air.

Out of the backfield, Ertz was joined as a 100-yard rusher by running back **Justin Silmon**, who rushed for 133 yards and two touchdowns on 22 carries, a new career-high in rushing yards and touchdowns for the sophomore.

With so much success on the ground, K-State relied much less on its passing attack. Only two receivers brought down passes, with Pringle reeling in six for 126 yards and one touchdown – the 83-yarder. With the 100-yard performances from Ertz and Silmon combined with a 126-yard output on the receiving end by Pringle, it marked the first time since the 2003 season opener against California that the Wildcats had two 100-yard rushers and a 100-yard receiver.

The Wildcats finished the day with 495 yards of total offense, including 336 on the ground, surpassing the 300-yard rushing mark for the fourth time this season. With the rushing effort, K-State's season total swelled to 2,795 yards, moving up four spots to fourth place in school history for the most rushing yards in a single season in school history.

On the defensive side of the ball, the Big 12's top defense held the nation's 18th ranked offense to just 280 total yards. K-State shut out TCU in the second half and became the first team to hold the Horned Frogs without a single touchdown score in a game since 2006.

Junior linebacker **Elijah Lee** and sophomore cornerback **D.J. Reed** led the charge for K-State's defensive players with eight tackles each. Junior defensive lineman **Will Geary** came up with seven stops, including 3.5 tackles for loss. Five other Wildcats tallied five tackles on the day, including junior linebacker **Trent Tanking**, who came up with K-State's only takeaway and his first career interception on the game's final play.

Redshirt freshman defensive end **Reggie Walker** finished with four tackles and two sacks, a career-best for him, while senior defensive end **Jordan Willis** also registered one sack, giving him 11.5 total sacks in 2016, tying him with **Ryan Mueller** (2013), **Ian Campbell** (2006) and **Nyle Wiren** (1996) for K-State's single-season sack record.

SCORING SUMMARY

Team	Qtr/Time	Scoring Play	Conversion	Plays-Yds-TOP	Score
KS	1st/9:56	Patterson 27 yd field goal		13-68-5:04	3-0
TCU	1st/2:12	Hatfield 31 yd field goal		8-30-1:43	3-3
KS	2nd/9:17	Ertz 32 yd run	Patterson kick	3-61-1:18	10-3
TCU	2nd/0:09	Hatfield 40 yd field goal		12-40-3:02	10-6
KS	3rd/13:01	Pringle 83 yd pass from Ertz	Patterson kick	3-83-0:58	17-6
KS	3rd/8:22	Silmon 5 yd run	Patterson kick failed	6-72-2:48	23-6
KS	4th/2:32	Silmon 3 yd run	Patterson kick	11-55-6:13	30-6

STATISTICAL LEADERS

► Kansas State

Rushing	Att	Yds	TD	Lg	Avg
Ertz	19	170	1	32	8.9
Silmon	22	133	2	35	6.0
Dimel	2	16	0	9	8.0
Jones	4	15	0	7	3.8
Warmack	3	3	0	2	1.0

Passing	C-A-I	Yds	TD	Lg	Sack
Ertz	9-21-0	159	1	83	0

Receiving	Rec	Yds	TD	Lg
Pringle	6	126	1	83
Harris	3	33	0	19

► TCU

Rushing	Att	Yds	TD	Lg	Avg
Hicks	17	60	0	27	3.5
Hill	7	50	0	15	7.1
Anderson	4	22	0	11	5.5
Sawyer	8	10	0	10	1.2
Gray	1	0	0	0	0.0

Passing	C-A-I	Yds	TD	Lg	Sack
Sawyer	12-25-1	86	0	20	2
Hill	5-11-0	52	0	39	1

Receiving	Rec	Yds	TD	Lg
White	3	16	0	13
Gray	2	59	0	39
Stewart	2	18	0	14
Diarse	2	13	0	7
Hicks	2	2	0	5
Walsh	1	13	0	13
Stanina	1	7	0	7

2016 TEXAS BOWL

TEXAS A&M	7	7	7	7	-	28
K-STATE	7	16	3	7	-	33

Dec. 28 | NRG Stadium | Houston, Texas | 8:10 p.m. | Att: 68,412



TEAM STATISTICS

	TAMU	K-STATE
FIRST DOWNS	25	17
Rushing	7	9
Passing	16	6
Penalty	2	2
NET YARDS RUSHING	144	218
Rushing Attempts	28	41
Average Per Rush	5.1	5.3
Rushing Touchdowns	1	3
Yards Gained Rushing	159	238
Yards Lost Rushing	15	20
NET YARDS PASSING	310	195
Completions-Attempts-Int	30-48-1	14-20-0
Average Per Attempt	6.5	9.8
Average Per Completion	10.3	13.9
Passing Touchdowns	3	1
TOTAL OFFENSE YARDS	454	413
Total offense plays	76	61
Average Gain Per Play	6.0	6.8
Fumbles: Number-Lost	1-1	0-0
Penalties: Number-Yards	8-75	12-80
PUNTS-YARDS	3-108	4-170
Average Yards Per Punt	36.0	42.5
Net Yards Per Punt	36.0	39.5
Inside 20	0	2
50+ Yards	0	0
Touchbacks	0	0
Fair catch	2	2
KICKOFFS-YARDS	5-306	7-441
Average Yards Per Kickoff	61.2	63.0
Net Yards Per Kickoff	35.2	40.4
Touchbacks	2	5
Punt returns: Number-Yards-TD	2-12-0	0-0-0
Average Per Return	6.0	0.0
Kickoff returns: Number-Yds-TD	2-33-0	3-80-0
Average Per Return	16.5	26.7
Interceptions: Number-Yds-TD	0-0-0	1-0-0
Fumble Returns: Number-Yds-TD	0-0-0	0-0-0
Possession Time	27:11	32:49
1st Quarter	8:27	6:33
2nd Quarter	6:14	8:46
3rd Quarter	6:49	8:11
4th Quarter	5:41	9:19
Third-Down Conversions	4 of 12	4 of 12
Fourth-Down Conversions	1 of 2	0 of 1
Red-Zone Scores-Chances	4-5	3-3
Touchdowns	4-5	2-3
Field goals	0-5	1-3
Sacks By: Number-Yards	3-6	0-0
PAT Kicks	4-4	3-4
Field Goals	0-1	2-2

Game Notes

• K-State's victory was the Wildcats' first bowl win since the 2013 Buffalo Wild Wings Bowl, a 31-14 triumph over Michigan... It was also just the second bowl win since the 2002 season.

• The win gave K-State its fourth nine-win season in the last six years following a 10-win campaign in 2011, an 11-win year in 2012 and a nine-win 2014 campaign... The last time the Cats won at least nine games four times in a six-year span was 1993-2003 when they did so 10 times during that 11-year span.

• With 218 rushing yards, Kansas State finished the 2016 season with 3,013 total rushing yards to rank third in school history... The Wildcats also earned a 5.27-yard average to rank first in school history, while their 231.8 yards per game average ranked fourth.

• **Jesse Ertz** was named the MVP for the 2016 Texas Bowl, the first Wildcat quarterback to earn MVP honors in a bowl game since Eli Roberson in the 2002 Holiday Bowl.

• **Jesse Ertz** finished his first full season with 1,012 rushing yards to rank third in school history among quarterbacks and ninth overall... It was the 15th 1,000-yard season in school history and the first since **John Hubert** had 1,048 yards in 2013, which was achieved in a win in the 2013 Buffalo Wild Wings Bowl.

• **Dominique Heath** had a 52-yard touchdown run – the longest rush in K-State bowl history, while **Byron Pringle** recorded a 79-yard touchdown reception – the second-longest pass play in K-State bowl history.

CATS CAP OFF SWEEP OF TEXAS WITH BOWL WIN

HOUSTON, Texas— Kansas State was unbeatable against teams from Texas in the regular season, and that didn't change in the Texas Bowl.

Jesse Ertz threw for 195 yards and a touchdown and ran for two more scores in Kansas State's 33-28 victory over Texas A&M. He had 67 yards rushing to give him 1,012 this season.

The victory improved the Wildcats to 5-0 against teams from the Lone Star State this season after they downed Texas Tech, Texas, Baylor and TCU earlier this year.

Ertz had a 79-yard touchdown pass and scoring runs of 1 and 5 yards to help give Kansas State its fourth-straight win and first bowl victory since the 2013 Buffalo Wild Wings Bowl.

The Wildcats (9-4) led 33-21 after Ertz bulled into the end zone on a 1-yard run with nine minutes left. Ertz set up the score with a 20-yard run two plays earlier.

The Aggies (8-5) cut it to 33-28 on **Josh Reynolds'** 15-yard TD reception about a minute later.

Texas A&M attempted to convert a fourth-and-8 with about two minutes left, but **Trevor Knight's** pass was short, to give Kansas State the ball back and allow the Wildcats to run out the clock.

Texas A&M got to 23-21 when Reynolds made a 4-yard touchdown catch with about seven minutes left in the third quarter. A 25-yard field goal by **Ian Patterson** extended Kansas State's lead to 26-21 with about three minutes remaining in the quarter. A highlight of that drive came on a 36-yard run by **Justin Silmon**.

The Aggies took a 7-0 lead when **Keith Ford** scored on a 7-yard run on their first possession.

Kansas State tied it when Ertz connected with **Byron Pringle** and he dashed down the field for a 79-yard touchdown run later in the first quarter.

The Wildcats took the lead when Ertz stiff-armed **Justin Evans** on a 5-yard touchdown run early in the second quarter. But Myles Garrett blocked the extra point to make it 13-7.

A 3-yard reception by **Ricky Seals-Jones** put A&M back on top 14-13 soon after that. But Kansas State regained the lead with a 40-yard field goal before pushing the lead to 23-14 on a 52-yard run by **Dominique Heath** just before halftime.

SCORING SUMMARY

Team	Qtr/Time	Scoring Play	Conversion	Plays-Yds-TOP	Score
TAMU	1st/11:30	Ford 7 yd run	LaCamera kick	10-75-3:30	7-0
KS	1st/4:52	Pringle 79 yd pass from Ertz	Patterson kick	1-79-0:11	7-7
KS	2nd/12:19	Ertz 5 yd run	Patterson kick blkd	8-55-4:45	7-13
TAMU	2nd/10:00	Seals-Jones 3 yd pass from Knight	LaCamera kick	8-75-2:19	14-13
KS	2nd/6:13	Patterson 40 yd field goal		7-49-3:47	14-16
KS	2nd/3:07	Heath 52 yd run	Patterson kick	2-57-0:43	14-23
TAMU	3rd/6:55	Reynolds 4 yd pass from Knight	LaCamera kick	10-90-4:01	21-23
KS	3rd/2:48	Patterson 25 yd field goal		9-71-4:07	21-26
KS	4th/9:00	Ertz 1 yd run	Patterson kick	10-66-5:55	21-33
TAMU	4th/7:50	Reynolds 15 yd pass from Knight	LaCamera kick	3-75-1:10	28-33

STATISTICAL LEADERS

► Kansas State

Rushing	Att	Yds	TD	Lg	Avg
Silmon	10	77	0	36	7.7
Ertz	24	67	2	20	2.8
Heath	1	52	1	52	52.0
Jones	5	19	0	11	3.8
Warmack	1	3	0	3	3.0

Passing	C-A-I	Yds	TD	Lg	Sack
Ertz	14-20-0	195	1	79	3

Receiving	Rec	Yds	TD	Lg
Heath	4	25	0	12
Pringle	3	107	1	79
Burton	3	25	0	11
Zuber	3	12	0	5
Dimel	1	26	0	26

► Texas A&M

Rushing	Att	Yds	TD	Lg	Avg
Ford	10	86	1	25	8.6
Williams	9	33	0	13	3.7
Knight	8	20	0	8	2.5
Kirk	1	5	0	5	5.0

Passing	C-A-I	Yds	TD	Lg	Sack
Knight	30-48-1	310	3	40	0

Receiving	Rec	Yds	TD	Lg
Reynolds	12	154	2	37
Kirk	6	86	0	40
Seals-Jones	6	34	1	11
Tabuyo	2	14	0	10
Ford	2	6	0	4
Williams	1	10	0	10
Ratley	1	6	0	6



2016
STANDINGS

	BIG 12 CONFERENCE				OVERALL				BOWL GAME (OPPONENT)
	W-L	PCT	PF	PA	W-L	PCT	PF	PA	
Oklahoma ◀	9-0	1.000	430	261	11-2	.846	571	375	Allstate Sugar Bowl (Auburn)
Oklahoma State	7-2	.778	331	262	10-3	.769	502	345	Valero Alamo Bowl (Colorado)
West Virginia	7-2	.778	292	262	10-3	.769	405	312	Russell Athletic Bowl (Miami)
Kansas State	6-3	.667	275	229	9-4	.692	419	290	AdvoCare V100 Texas Bowl (Texas A&M)
TCU	4-5	.444	250	248	6-7	.462	403	364	AutoZone Liberty (Georgia)
Baylor	3-6	.333	286	335	7-6	.538	450	377	Motel 6 Cactus Bowl (Boise State)
Texas	3-6	.333	249	274	5-7	.417	383	378	
Texas Tech	3-6	.333	341	392	5-7	.417	524	522	
Iowa State	2-7	.222	265	299	3-9	.250	332	376	
Kansas	1-8	.111	160	362	2-10	.167	243	448	

◀ Big 12 Champion

TEAM STATISTICS

SCORING OFFENSE	G	TD	FG	XPT	2XP	DXP	SAF	PTS	AVG/G
1. Oklahoma	13	77	11	72	2	0	0	571	43.9
2. Texas Tech	12	70	13	65	0	0	0	524	43.7
3. Oklahoma State	13	63	20	60	1	1	0	502	38.6
4. Baylor	13	60	10	58	1	0	0	450	34.6
5. Kansas State	13	54	15	50	0	0	0	419	32.2
6. Texas	12	48	17	40	0	0	2	383	31.9
7. West Virginia	13	51	16	51	0	0	0	405	31.2
8. TCU	13	50	18	47	1	0	0	403	31.0
9. Iowa State	12	41	16	36	0	0	1	332	27.7
10. Kansas	12	29	13	26	1	0	1	243	20.2

SCORING DEFENSE	G	TD	FG	XPT	2XP	DXP	SAF	PTS	AVG/G
1. Kansas State	13	37	9	35	1	0	2	290	22.3
2. West Virginia	13	37	18	32	2	0	0	312	24.0
3. Oklahoma State	13	46	10	37	1	0	0	345	26.5
4. TCU	13	43	21	39	2	0	0	364	28.0
5. Oklahoma	13	46	18	43	1	0	0	375	28.8
6. Baylor	13	48	14	45	0	0	1	377	29.0
7. Iowa State	12	48	13	47	0	0	1	376	31.3
8. Texas	12	47	15	43	2	2	0	378	31.5
9. Kansas	12	58	16	50	0	0	1	448	37.3
10. Texas Tech	12	68	14	66	1	0	2	522	43.5

RUSHING OFFENSE	G	ATT	YDS	AVG	TD	YDS/G
1. Baylor	13	628	3143	5.0	25	241.8
2. Texas	12	597	2871	4.8	27	239.2
3. Oklahoma	13	573	3078	5.4	30	236.8
4. Kansas State	13	572	3013	5.3	39	231.8
5. West Virginia	13	574	2969	5.2	24	228.4
6. TCU	13	488	2535	5.2	30	195.0
7. Oklahoma State	13	491	2223	4.5	32	171.0
8. Iowa State	12	458	1953	4.3	18	162.8
9. Kansas	12	405	1429	3.5	11	119.1
10. Texas Tech	12	389	1218	3.1	22	101.5

RUSHING DEFENSE	G	ATT.	YARDS	AVG.	TD	YDS/G
1. Kansas State	13	400	1495	3.7	11	115.0
2. Oklahoma	13	465	2114	4.5	15	162.6
3. West Virginia	13	517	2187	4.2	14	168.2
4. TCU	13	578	2416	4.2	23	185.8
5. Texas	12	550	2277	4.1	23	189.8
6. Oklahoma State	13	548	2515	4.6	22	193.5
7. Baylor	13	620	2609	4.2	30	200.7
8. Iowa State	12	526	2618	5.0	23	218.2
9. Kansas	12	549	2839	5.2	27	236.6
10. Texas Tech	12	500	2863	5.7	37	238.6

PASS OFFENSE	G	CMP	ATT	INT	PCT.	YDS	AVG	TD	YDS/G
1. Texas Tech	12	428	653	11	65.5	5556	8.5	47	463.0
2. Oklahoma State	13	295	465	4	63.4	4211	9.1	29	323.9
3. Oklahoma	13	271	384	8	70.6	4134	10.8	43	318.0
4. Baylor	13	269	480	15	56.0	3652	7.6	33	280.9
5. TCU	13	295	503	14	58.6	3486	6.9	18	268.2
6. Iowa State	12	235	398	8	59.0	3106	7.8	21	258.8
7. West Virginia	13	249	409	11	60.9	3343	8.2	26	257.2
8. Texas	12	241	402	12	60.0	3024	7.5	21	252.0
9. Kansas	12	278	465	22	59.8	2885	6.2	16	240.4
10. Kansas State	13	177	309	5	57.3	2041	6.6	10	157.0

PASS DEFENSE	G	CMP	ATT	INT	PCT.	YDS	AVG	TD	YDS/G
1. Kansas	12	211	357	10	59.1	2637	7.4	26	219.8
2. Baylor	13	226	412	12	54.9	2992	7.3	17	230.2
3. Iowa State	12	235	385	9	61.0	2817	7.3	25	234.8
4. TCU	13	244	428	8	57.0	3106	7.3	19	238.9
5. Oklahoma State	13	263	431	14	61.0	3287	7.6	22	252.8
6. West Virginia	13	271	478	14	56.7	3350	7.0	21	257.7
7. Texas	12	246	405	10	60.7	3102	7.7	22	258.5
8. Oklahoma	13	271	495	9	54.7	3502	7.1	29	269.4
9. Kansas State	13	297	474	16	62.7	3545	7.5	26	272.7
10. Texas Tech	12	271	443	5	61.2	3789	8.6	28	315.8

PASS EFFICIENCY	G	CMP	ATT	INT	PCT	YDS	TD	EFFIC
1. Oklahoma	13	271	384	8	70.6	4134	43	193.8
2. Oklahoma State	13	295	465	4	63.4	4211	29	158.4
3. Texas Tech	12	428	653	11	65.5	5556	47	157.4
4. West Virginia	13	249	409	11	60.9	3343	26	145.1
5. Iowa State	12	235	398	8	59.0	3106	21	138.0
6. Baylor	13	269	480	15	56.0	3652	33	136.4
7. Texas	12	241	402	12	60.0	3024	21	134.4
8. TCU	13	295	503	14	58.6	3486	18	123.1
9. Kansas State	13	177	309	5	57.3	2041	10	120.2
10. Kansas	12	278	465	22	59.8	2885	16	113.8

PASS EFFICIENCY DEF	G	ATT	CMP	INT	PCT.	YDS	TD	EFFIC
1. Baylor	13	226	412	12	54.9	2992	17	123.6
2. West Virginia	13	271	478	14	56.7	3350	21	124.2
3. TCU	13	244	428	8	57.0	3106	19	128.9
4. Oklahoma	13	271	495	9	54.7	3502	29	129.9
5. Oklahoma State	13	263	431	14	61.0	3287	22	135.4
6. Kansas State	13	297	474	16	62.7	3545	26	136.8
7. Texas	12	246	405	10	60.7	3102	22	138.1
8. Iowa State	12	235	385	9	61.0	2817	25	139.3
9. Kansas	12	211	357	10	59.1	2637	26	139.6
10. Texas Tech	12	271	443	5	61.2	3789	28	151.6

TOTAL OFFENSE	G	RUSH	PASS	PLAYS	YARDS	AVG/P	TD	YDS/G
1. Texas Tech	12	1218	5556	1042	6774	6.5	69	564.5
2. Oklahoma	13	3078	4134	957	7212	7.5	73	554.8
3. Baylor	13	3143	3652	1108	6795	6.1	58	522.7
4. Oklahoma State	13	2223	4211	956	6434	6.7	61	494.9
5. Texas	12	2871	3024	999	5895	5.9	48	491.2
6. West Virginia	13	2969	3343	983	6312	6.4	50	485.5
7. TCU	13	2535	3486	991	6021	6.1	48	463.2
8. Iowa State	12	1953	3106	856	5059	5.9	39	421.6
9. Kansas State	13	3013	2041	881	5054	5.7	49	388.8
10. Kansas	12	1429	2885	870	4314	5.0	27	359.5

TOTAL DEFENSE	G	RUSH	PASS	PLYS	YARDS	AVG	TD	YDS/G
1. Kansas State	13	1495	3545	874	5040	5.8	37	387.7
2. TCU	13	2416	3106	1006	5522	5.5	42	424.8
3. West Virginia	13	2187	3350	995	5537	5.6	35	425.9
4. Baylor	13	2609	2992	1032	5601	5.4	47	430.8
5. Oklahoma	13	2114	3502	960	5616	5.8	44	432.0
6. Oklahoma State	13	2515	3287	979	5802	5.9	44	446.3
7. Texas	12	2277	3102	955	5379	5.6	45	448.2
8. Iowa State	12	2618	2817	911	5435	6.0	48	452.9
9. Kansas	12	2839	2637	906	5476	6.0	53	456.3
10. Texas Tech	12	2863	3789	943	6652	7.1	65	554.3

KICKOFF RETURNS	G	RET	YDS	TD	LONG	AVG
1. Kansas State	13	38	991	1	99	26.1
2. TCU	13	43	1025	0	64	23.8
3. Oklahoma	13	35	815	1	97	23.3
4. Iowa State	12	44	1017	1	97	23.1
5. West Virginia	13	32	677	0	51	21.2
6. Oklahoma State	13	27	557	0	56	20.6
7. Baylor	13	35	670	0	30	19.1
8. Kansas	12	46	868	1	99	18.9
9. Texas	12	42	773	0	33	18.4
10. Texas Tech	12	28	489	0	46	17.5

KICKOFF COVERAGE	G	NO.	YDS	AVG	RETN	TB	NETAVG
1. Baylor	13	81	5062	62.5	1056	22	42.7
2. Oklahoma State	13	96	6050	63.0	969	41	42.2
3. Kansas State	13	81	5027	62.1	773	35	41.7
4. Kansas	12	53	3356	63.3	432	30	41.0
5. TCU	13	77	4701	61.1	874	27	40.9
6. Texas	12	73	4557	62.4	930	27	40.4
7. Oklahoma	13	100	6322	63.2	1110	49	39.9
8. Iowa State	12	67	4160	62.1	629	35	39.6
9. Texas Tech	12	91	5730	63.0	927	48	39.6
10. West Virginia	13	80	4650	58.1	1125	25	36.2

PUNTING	G	NO	YARDS	AVG/P	PR	AVG	TB	NET/P
1. Texas	12	66	3115	47.2	93	1.4	10	42.8
2. Oklahoma State	13	59	2458	41.7	15	0.3	1	41.1
3. Baylor	13	57	2359	41.4	17	0.3	4	39.7
4. Kansas State	13	54	2329	43.1	87	1.6	5	39.7
5. Oklahoma	13	48	1975	41.1	67	1.4	1	39.3
6. Iowa State	12	58	2381	41.1	66	1.1	3	38.9
7. West Virginia	13	59	2462	41.7	108	1.8	5	38.2
8. TCU	13	72	2851	39.6	87	1.2	2	37.8
9. Kansas	12	75	3088	41.2	241	3.2	3	37.2
10. Texas Tech	12	46	1759	38.2	84	1.8	3	35.1

PUNT RETURNS	G	RET	YDS	TD	LONG	AVG
1. Oklahoma State	13	14	152	0	57	10.9
2. Kansas State	13	21	227	1	75	10.8
3. Oklahoma	13	12	122	1	71	10.2
4. TCU	13	23	227	1	81	9.9
5. Baylor	13	23	223	0	44	9.7
6. Texas Tech	12	18	171	0	33	9.5
7. Iowa State	12	24	226	0	55	9.4
8. Texas	12	28	182	0	22	6.5
9. West Virginia	13	21	39	0	18	1.9
10. Kansas	12	7	-10	0	17	-1.4

FIRST DOWNS	G	RUSH	PASS	PEN	TOTAL	AVG
1. Texas Tech	12	92	238	30	360	30.0
2. Baylor	13	174	141	14	329	25.3
3. Oklahoma	13	136	176	17	329	25.3
4. West Virginia	13	135	152	27	314	24.2
5. Oklahoma State	13	116	174	18	308	23.7
6. Texas	12	157	122	22	301	25.1
7. TCU	13	125	150	21	296	22.8
8. Kansas State	13	158	95	25	278	21.4
9. Iowa State	12	103	133	17	253	21.1
10. Kansas	12	89	106	18	213	17.8

OPP. 1ST DOWNS	G	RUSH	PASS	PEN	TOTAL	AVG
1. Kansas State	13	89	155	18	262	20.2
2. TCU	13	130	128	16	274	21.1
3. Oklahoma	13	112	145	19	276	21.2
4. Texas	12	124	128	24	276	23.0
5. Kansas	12	149	107	21	277	23.1
6. West Virginia	13	118	144	22	284	21.8
7. Baylor	13	133	128	29	290	22.3
8. Iowa State	12	147	126	20	293	24.4
9. Oklahoma State	13	126	144	25	295	22.7
10. Texas Tech	12	138	172	11	321	26.8

TURNOVER MARGIN	G	-----GAINED-----				-----LOST-----				MAR	PER/G
		FUM	INT	TOT	TOT	FUM	INT	TOT			
1. Kansas State	13	9	16	25	7	5	12	+13	1.00		
2. Oklahoma State	13	11	14	25	10	4	14	+11	0.85		
3. West Virginia	13	11	14	25	10	11	21	+4	0.31		
4. Oklahoma	13	8	9	17	9	8	17	+0	0.00		
5. Iowa State	12	4	9	13	8	8	16	-3	-0.25		
6. Texas	12	10	10	20	11	12	23	-3	-0.25		
7. TCU	13	8	8	16	6	14	20	-4	-0.31		
8. Texas Tech	12	8	5	13	6	11	17	-4	-0.33		
9. Baylor	13	10	12	22	12	15	27	-5	-0.38		
10. Kansas	12	12	10	22	14	22	36	-14	-1.17		

SACKS BY	G	SACKS	YARDS
1. TCU	13	43	281
2. Texas	12	41	299
3. Baylor	13	32	201
4. Oklahoma State	13	32	206
5. Kansas State	13	30	208
6. Kansas	12	28	183
7. Oklahoma	13	25	153
8. West Virginia	13	23	154
9. Iowa State	12	19	100
10. Texas Tech	12	14	94

SACKS AGAINST	G	SACKS	YARDS
1. Oklahoma	13	21	134
2. Kansas State	13	25	147
West Virginia	13	25	195
4. Baylor	13	26	122
5. Kansas	12	27	153
6. Texas Tech	12	30	273
7. TCU	13	31	202
8. Texas	12	32	172
Iowa State	12	32	188
Oklahoma State	13	32	201

PENALTIES	G	NO	YDS	AVG/G
1. Oklahoma State	13	69	643	49.5
2. Oklahoma	13	66	679	52.2
3. Kansas	12	71	654	54.5
4. Kansas State	13	88	710	54.6
5. Iowa State	12	76	681	56.8
6. TCU	13	88	797	61.3
7. Texas Tech	12	94	744	62.0
8. West Virginia	13	85	823	63.3
9. Texas	12	85	769	64.1
10. Baylor	13	12	1068	82.2

OPP PENALTIES	G	NO	YDS	AVG/G
1. West Virginia	13	95	891	68.5
2. Texas Tech	12	78	741	61.8
3. Texas	12	83	738	61.5
4. Kansas State	13	85	793	61.0
5. Kansas	12	78	696	58.0
6. Oklahoma	13	87	703	54.1
7. Iowa State	12	62	599	49.9
8. TCU	13	77	627	48.2
9. Baylor	13	77	622	47.8
10. Oklahoma State	13	69	606	46.6

TIME OF POSSESSION	G	TOTAL TIME	AVG/G
1. Kansas State	13	423:42	32:35
2. Oklahoma	13	419:30	32:16
3. Texas Tech	12	370:22	30:51
4. Iowa State	12	355:53	29:39
5. West Virginia	13	378:36	29:07
6. Oklahoma State	13	375:00	28:50
7. Texas	12	339:12	28:16
8. TCU	13	365:22	28:06
9. Kansas	12	333:37	27:48
10. Baylor	13	351:11	27:00

RED ZONE OFFENSE	G	REDZONE	PERCENT	TDS	R/P	FG-AT
1. Iowa State	12	38-41	92.7	24	15-9	14-14
2. Kansas State	13	57-62	91.9	43	36-7	14-15
3. Texas Tech	12	57-63	90.5	46	20-26	11-12
4. Oklahoma State	13	61-69	88.4	43	29-14	18-19
5. Oklahoma	13	52-59	88.1	41	24-17	11-12
6. Kansas	12	27-32	84.4	17	8-9	10-12
7. West Virginia	13	46-57	80.7	33	20-13	13-17
8. TCU	13	48-60	80.0	33	25-8	15-21
Texas	12	44-55	80.0	29	20-9	15-20
10. Baylor	13	45-60	75.0	36	21-15	9-13

RED ZONE DEFENSE	G	REDZONE	PERCENT	TDS	R/P	FG-AT
1. Oklahoma State	13	36-48	75.0	28	16-12	8-10
2. Kansas	12	48-62	77.4	37	21-16	11-18
3. Kansas State	13	28-36	77.8	22	9-13	6-8
4. Oklahoma	13	36-46	78.3	22	11-11	14-14
5. West Virginia	13	42-50	84.0	25	14-11	17-20
Baylor	13	42-50	84.0	30	26-4	12-13
7. Texas	12	40-47	85.1	27	17-10	13-14
8. Texas Tech	12	53-62	85.5	40	30-10	13-16
9. Iowa State	12	46-51	90.2	33	20-13	13-14
10. TCU	13	49-54	90.7	30	20-10	19-22

3RD-DN CONV	G	CONV	ATT	PCT
1. Texas Tech	12	101	195	51.8
2. Oklahoma	13	87	169	51.5
3. Kansas State	13	79	174	45.4
4. Oklahoma State	13	77	179	43.0
5. Iowa State	12	76	177	42.9
6. West Virginia	13	80	187	42.8
7. Baylor	13	94	222	42.3
8. TCU	13	80	197	40.6
9. Texas	12	70	194	36.1
10. Kansas	12	60	182	33.0

OPP 3RD-DN CONV	G	CONV	ATT	PCT
1. Kansas	12	62	174	35.6
2. Kansas State	13	64	171	37.4
3. Texas	12	72	188	38.3
4. Oklahoma State	13	76	195	39.0
5. West Virginia	13	83	206	40.3
6. Baylor	13	90	217	41.5
7. Oklahoma	13	92	216	42.6
8. Texas Tech	12	71	164	43.3
9. TCU	13	98	225	43.6
10. Iowa State	12	78	174	44.8

SACKS	TEAM	CL	G	POS	SOLO	AST	TOTAL	AVG/G
1. Willis, Jordan	KS	Sr.	13	DE	11	1	11.5	0.88
2. Armstrong, Dorance	KU	So.	12	DE	10	0	10.0	0.83
3. Okoronkwo, Ogbornia	OU	Jr.	12	DE	8	2	9.0	0.75
4. Carraway, Josh	TCU	Sr.	13	DE	7	2	8.0	0.62
5. Taylor, Vincent	OSU	Jr.	13	DT	5	4	7.0	0.54
Smith, K.J.	BU	Jr.	13	DE	5	4	7.0	0.54
7. Walker, Reggie	KS	Fr.	13	DE	6	1	6.5	0.50
8. Boesen, Mat	TCU	Jr.	11	DE	5	2	6.0	0.55
9. Hager, Breckyn	UT	So.	12	LB	6	0	6.0	0.50
10. Webber, Tralund	OSU	Jr.	13	DE	6	0	6.0	0.46

TACKLES FOR LOSS	TEAM	CL	G	POS	SOLO	AST	TOTAL	AVG/G
1. Armstrong, Dorance	KU	So.	12	DE	20	0	20.0	1.67
2. Willis, Jordan	KS	Sr.	13	DE	15	5	17.5	1.35
3. Hager, Breckyn	UT	So.	12	LB	12	3	13.5	1.12
4. Taylor, Vincent	OSU	Jr.	13	DT	10	5	12.5	0.96
5. Levels, Patrick	BU	Sr.	13	NB	9	6	12.0	0.92
6. Okoronkwo, Ogbornia	OU	Jr.	12	DE	10	4	12.0	1.00
7. Smith, K.J.	BU	Jr.	13	DE	8	8	12.0	0.92
8. Walker, Reggie	KS	Fr.	13	DE	10	3	11.5	0.88
9. Carraway, Josh	TCU	Sr.	13	DE	10	2	11.0	0.85
10. Johnson, Denzel	TCU	Sr.	11	S	10	2	11.0	1.00

FUMBLES FORCED	TEAM	CL	G	NUM	AVG/G
1. Johnson, Jah'Shawn	TTU	So.	12	3	0.25
Armstrong, Dorance	KU	So.	12	3	0.25
3. Willis, Jordan	KS	Sr.	13	3	0.23
Walker, Reggie	KS	Fr.	13	3	0.23
Levels, Patrick	BU	Sr.	13	3	0.23

FUMBLES RECOVERED	TEAM	CL	G	NUM	AVG/G
1. Levels, Patrick	BU	Sr.	13	4	0.31
2. Moore, Charm.	KS	Sr.	13	3	0.23
Averette, Devante	OSU	Sr.	13	3	0.23
4. Galeai, Tipa	TCU	So.	10	2	0.20
5. Williams, Kris	TTU	Sr.	11	2	0.18

INTERCEPTIONS	TEAM	CL	G	INT	YDS	TD
1. Douglas, Rasul	WVU	Sr.	13	8	101	1
2. Stewart, Orion	BU	Sr.	13	6	53	1
3. Haines, Dylan	UT	Sr.	11	4	38	0
4. Smithson, Fish	KU	Sr.	12	4	5	0
5. Evans, Jordan	OU	Sr.	13	4	145	2
Orr, Nick	TCU	Jr.	13	4	47	0

PASSES DEFENDED	TEAM	CL	G	BRUP	INT	TOTAL	AVG/G
1. Reed, D.J.	KS	So.	13	16	3	19	1.46
Thomas, Jordan	OU	Jr.	13	17	2	19	1.46
3. Douglas, Rasul	WVU	Sr.	13	8	8	16	1.23
4. Peavy, Brian	ISU	So.	12	11	1	12	1.00
Nelson, Justis	TTU	Sr.	12	12	0	12	1.00
6. Evans, Jordan	OU	Sr.	13	8	4	12	0.92
7. Reid, Ryan	BU	Sr.	12	8	3	11	0.92
Wiltz, Jomal	ISU	Sr.	12	9	2	11	0.92
Smithson, Fish	KU	Sr.	12	7	4	11	0.92
10. Small, Niko	TCU	So.	13	9	2	11	0.85
Stewart, Orion	BU	Sr.	13	5	6	11	0.85

ALL-BIG 12 TEAMS

COACHES' TEAMS

FIRST TEAM OFFENSE

POS	PLAYER, SCHOOL	CL
QB	Baker Mayfield, Oklahoma	Jr.
RB	Joe Mixon, Oklahoma	So.
RB	D'Onta Foreman, Texas	Jr.
FB	WINSTON DIMEL, K-STATE	SO.
WR	KD Cannon, Baylor	Jr.
WR	Dede Westbrook, Oklahoma	Sr.
WR	A. Lazard, ISU/J. Washington, OSU	Jr.
TE	Mark Andrews, Oklahoma	So.
OL	DALTON RISNER, K-STATE	SO.
OL	Kyle Fuller, Baylor	Sr.
OL	Orlando Brown, Oklahoma	So.
OL	Connor Williams, Texas	So.
OL	Tyler Orlosky, West Virginia	Sr.
PK	Cole Netten, Iowa State	Sr.
KR/PR	BYRON PRINGLE, K-STATE	SO.

SECOND TEAM OFFENSE

POS	PLAYER, SCHOOL	CL
QB	Patrick Mahomes II, Texas Tech	Jr.
RB	Samaje Perine, Oklahoma	Jr.
RB	Justice Hill, Oklahoma State	Fr.
FB	Dimitri Flowers, Oklahoma	Jr.
WR	Jonathan Giles, Texas Tech	So.
WR	Shelton Gibson, West Virginia	Jr.
WR	Daikiel Shorts, West Virginia	Sr.
TE	Blake Jarwin, Oklahoma State	Sr.
OL	Nick Fett, Iowa State	Sr.
OL	Zach Crabtree, Oklahoma State	Jr.
OL	Victor Salako, Oklahoma State	Sr.
OL	Austin Schlottmann, TCU	Jr.
OL	Kent Perkins, Texas	Sr.
PK	Ben Grogan, Oklahoma State	Sr.
KR/PR	Dede Westbrook, Oklahoma	Sr.

FIRST TEAM DEFENSE

POS	PLAYER, SCHOOL	CL
DL	JORDAN WILLIS, K-STATE	SR.
DL	K.J. Smith, Baylor	Jr.
DL	Dorance Armstrong, Kansas	So.
DL	Vincent Taylor, Oklahoma State	Jr.
DL	Josh Carraway, TCU	Sr.
LB	ELIJAH LEE, K-STATE	JR.
LB	Jordan Evans, Oklahoma	Sr.
LB	Travin Howard, TCU	Jr.
DB	D.J. REED, K-STATE	SO.
DB	Fish Smithson, Kansas	Sr.
DB	Jordan Thomas, Oklahoma	Jr.
DB	Jordan Sterns, Oklahoma State	Sr.
DB	Rasul Douglas, West Virginia	Sr.
P	Michael Dickson, Texas	So.

SECOND TEAM DEFENSE

POS	PLAYER, SCHOOL	CL
DL	Jhustin Thomas, Iowa State	Sr.
DL	Demond Tucker, Iowa State	Sr.
DL	Jordan Wade, Oklahoma	Sr.
DL	Aaron Curry, TCU	Sr.
DL	Breckyn Hager, Texas	So.
LB	Ogbornia Okoronkwo, Oklahoma	Jr.
LB	Chad Whitener, Oklahoma State	Jr.
LB	Ty Summers, TCU	So.
DB	Patrick Levels, Baylor	Sr.
DB	Kamari Cotton-Moya, Iowa State	Jr.
DB	Tre Flowers, Oklahoma State	Jr.
DB	Denzel Johnson, TCU	Sr.
DB	Nick Orr, TCU	Jr.
P	Zach Sinor, Oklahoma State	So.

COACH OF THE YEAR: Bob Stoops, Oklahoma
OFF. PLAYER OF THE YEAR: Baker Mayfield, OU
DEF. PLAYER OF THE YEAR: JORDAN WILLIS, K-STATE

DEF. NEWCOMER: D.J. REED, K-STATE
DEF. FRESHMAN: REGGIE WALKER, K-STATE

ASSOCIATED PRESS TEAMS

FIRST TEAM OFFENSE

POS	PLAYER, SCHOOL	CL
QB	Baker Mayfield, Oklahoma	Jr.
RB	D'Onta Foreman, Texas	Jr.
RB	Joe Mixon, Oklahoma	So.
OT	Connor Williams, Texas	So.
OT	Orlando Brown, Oklahoma	So.
OG	TERRALE JOHNSON, K-STATE	SR.
OG	Kyle Bosch, West Virginia	Jr.
C	Tyler Orlosky, West Virginia	Sr.
WR	Dede Westbrook, Oklahoma	Sr.
WR	James Washington, Oklahoma St.	Jr.
TE	Mark Andrews, Oklahoma	So.
AP	Shelton Gibson, West Virginia	Jr.
PK	Cole Netten, Iowa State	Sr.

SECOND TEAM OFFENSE

POS	PLAYER, SCHOOL	CL
QB	Patrick Mahomes, Texas Tech	Jr.
RB	Samaje Perine, Oklahoma	Jr.
RB	Justin Crawford, West Virginia	Jr.
OT	DALTON RISNER, K-STATE	SO.
OT	Victor Salako, Oklahoma	Sr.
OG	Ben Powers, Oklahoma	So.
OG	Adam Pankey, West Virginia	Sr.
C	Kyle Fuller, Baylor	Sr.
WR	Jonathan Giles, Texas Tech	So.
WR	KD Cannon, Baylor	Jr.
TE	Blake Jarwin, Oklahoma State	Sr.
AP	Joe Mixon, Oklahoma	So.
PK	Ben Grogan, Oklahoma State	Sr.

FIRST TEAM DEFENSE

POS	PLAYER, SCHOOL	CL
DE	JORDAN WILLIS, K-STATE	SR.
DE	Dorance Armstrong, Kansas	So.
DT	WILL GEARY, K-STATE	JR.
DT	Vincent Taylor, Oklahoma State	Jr.
LB	ELIJAH LEE, K-STATE	JR.
LB	Jordan Evans, Oklahoma	Sr.
LB	Rasul Douglas, West Virginia	Sr.
CB	Jordan Thomas, Oklahoma	Jr.
S	Jordan Sterns, Oklahoma State	Sr.
S	Orion Stewart, Baylor	Sr.
P	Michael Dickson, Texas	So.

SECOND TEAM DEFENSE

POS	PLAYER, SCHOOL	CL
DE	Josh Carraway, TCU	Sr.
DE	Breckyn Hager, Texas	So.
DT	Daniel Wise, Kansas	So.
DT	Aaron Curry, TCU	Sr.
LB	Ogbornia Okoronkwo, Oklahoma	Jr.
LB	Devante Averette, Oklahoma St.	Sr.
LB	Malik Jefferson, Texas	So.
CB	D.J. REED, K-STATE	SO.
CB	Ranthoni Texada, TCU	Jr.
S	Denzel Johnson, TCU	Sr.
S	Fish Smithson, Kansas	Sr.
P	Zach Sinor, Oklahoma State	So.

COACH OF THE YEAR: Bob Stoops, Oklahoma
OFFENSIVE PLAYER OF THE YEAR: Dede Westbrook, Oklahoma
DEFENSIVE PLAYER OF THE YEAR: JORDAN WILLIS, K-STATE
NEWCOMER OF THE YEAR: Justice Hill, Oklahoma State

TEAM

ATTEMPTS

Table with columns: Game, Rk, Opponent, Date, Att, Yds. Lists rushing attempts by game.

Season

Table with columns: Rk, Year, Att, Yds. Lists rushing attempts by season.

Fewest Attempts

Table with columns: Game, Season. Lists games with fewest rushing attempts.

YARDAGE

Table with columns: Game, Rk, Opponent, Date, Yds. Lists rushing yardage by game.

Season

Table with columns: Rk, Year, Yds. Lists rushing yardage by season.

Fewest Yards

Table with columns: Game, Season. Lists games with fewest rushing yards.

YARDS PER CARRY

Table with columns: Season, Rk, Year, Att, Yds, Avg. Lists yards per carry by season.

YARDS PER GAME

Table with columns: Season, Rk, Year, Gms, Yds, Avg. Lists yards per game by season.

Fewest Yards Per Game

Table with columns: Season. Lists seasons with fewest yards per game.

TOUCHDOWNS

Table with columns: Game, Rk, Opponent, Date, TDs. Lists rushing touchdowns by game.

Season

Table with columns: Rk, Year, TDs. Lists rushing touchdowns by season.

Fewest Touchdowns

Table with columns: Game, Season. Lists games with fewest rushing touchdowns.

Table with columns: Rank, Player, Yards, Total Yards. Lists individual rushing records.

Season By Quarterback

Table with columns: Rank, Player, Yards, Total Yards. Lists rushing yards by season and quarterback.

Career

Table with columns: Rk, Player, Years, Att, Yds. Lists career rushing statistics.

Career By Quarterback

Table with columns: Rank, Player, Years, Att, Yds. Lists career rushing yards by quarterback.

YARDAGE

Table with columns: Game, Rk, Player vs./at Opponent, Date, Yds. Lists rushing yardage by game.

Game By Quarterback

Table with columns: Rank, Player vs. Opponent, Date, Yds. Lists rushing yards by game and quarterback.

Game By Class

Table with columns: Rank, Senior, Junior, Player vs. Opponent, Date, Yds. Lists rushing yards by game and class.

Junior

Table with columns: Rank, Player vs. Opponent, Date, Yds. Lists rushing yards by junior players.

Sophomore

Table with columns: Rank, Player vs. Opponent, Date, Yds. Lists rushing yards by sophomore players.

Freshman

Table with columns: Rank, Player vs. Opponent, Date, Yds. Lists rushing yards by freshman players.

INDIVIDUAL

ATTEMPTS

Table with columns: Game, Rk, Player vs./at Opponent, Date, Att, Yds. Lists individual rushing attempts.

Game By Quarterback

Table with columns: Rank, Player vs. Opponent, Date, Att, Yds. Lists individual rushing yards by game.

Season

Table with columns: Rank, Player, Year, Att, Yds. Lists individual rushing statistics by season.



darren SPROLES
 Holds 17 school rushing records
 and 44 top-10 rankings

Career 100-Yard Rushing Games by a QB

1. Collin Klein, 2010-12.....	10
2. Eli Roberson, 2000-03.....	8
3. Michael Bishop, 1997-98.....	4
4. Jesse Ertz, 2014-16.....	3
Daniel Sams, 2012-13.....	3

CAREER 1,000-YARD RUSHERS

Rk	Player, Years	Att	Yds
1. Darren Sproles, 2001-04.....	815	4,979	
2. John Hubert, 2010-13.....	599	2,993	
3. Daniel Thomas, 2009-10.....	545	2,850	
4. Eli Roberson, 2000-03.....	604	2,818	
5. Eric Hickson, 1994-95, 97-98.....	507	2,537	
6. Collin Klein, 2009-12.....	601	2,485	
7. Mike Lawrence, 1994-97.....	492	2,265	
8. J.J. Smith, 1991-94.....	491	2,210	
9. Isaac Jackson, 1971-73.....	492	2,182	
10. Josh Scobey, 2000-01.....	409	1,981	
11. Eric Gallon, 1989-92.....	447	1,960	
12. Cornelius Davis, 1966-68.....	506	1,873	
13. Charles Jones, 2014-16.....	390	1,832	
14. Tony Jordan, 1984-87.....	427	1,593	
15. L.J. Brown, 1978-80.....	375	1,580	
16. James Johnson, 2006-07.....	272	1,509	
17. Roosevelt Duncan, 1976-79.....	364	1,434	
18. Bill Butler, 1969-71.....	350	1,400	
19. Michael Bishop, 1997-98.....	324	1,314	
20. Don Calhoun, 1971-73.....	290	1,300	
21. Mack Green, 1977-78.....	305	1,268	
22. Corky Taylor, 1951-54.....	191	1,212	
23. Marlon Charles, 1995-98.....	225	1,133	
24. Jesse Ertz, 2014-16.....	191	1,063	
25. Daniel Sams, 2012-13.....	184	1,042	
26. Ralph Pfeifer, 1955-57.....	243	1,016	
27. Todd Moody, 1983-86.....	259	1,014	
28. Pat Jackson, 1989-90.....	270	1,001	

Season

Rk	Player, Year	Att	Yds
1. Darren Sproles, 2003.....	306	1,986	
2. Daniel Thomas, 2010.....	298	1,585	
3. Darren Sproles, 2002.....	237	1,465	
4. Darren Sproles, 2004.....	244	1,318	
5. Daniel Thomas, 2009.....	247	1,265	
6. Josh Scobey, 2001.....	240	1,263	
7. Collin Klein, 2011.....	317	1,141	
8. Isaac Jackson, 1973.....	225	1,137	
9. James Johnson, 2007.....	174	1,106	
10. Eric Gallon, 1991.....	224	1,102	

7. John Hubert, 2013.....	5
Collin Klein, 2011.....	5
Darren Sproles, 2004.....	5
Eric Hickson, 1998.....	5
Cornelius Davis, 1966.....	5
James Johnson, 2007.....	5
Daniel Thomas, 2009.....	5

Other 1,000-Yard Seasons

11. J.J. Smith, 1994.....	232	1,073
12. John Hubert, 2013.....	198	1,048
13. Eli Roberson, 2002.....	202	1,032
14. Cornelius Davis, 1966.....	210	1,028
15. Jesse Ertz, 2016.....	183	1,012

Season 100-Yard Rushing Games by a QB

1. Collin Klein, 2011.....	5
2. Eli Roberson, 2001.....	4
3. Jesse Ertz, 2016.....	3
Daniel Sams, 2013.....	3
Collin Klein, 2012.....	3
Michael Bishop, 1998.....	3

Season By Quarterback

1. Collin Klein, 2011.....	317	1,141
2. Eli Roberson, 2002.....	202	1,032
3. Jesse Ertz, 2016.....	183	1,012
4. Eli Roberson, 2003.....	227	975
5. Collin Klein, 2012.....	207	920

Fastest To 1,000 Yards in a Season

Rk	Player, Year	No.	Gms
1. Darren Sproles, 2002.....	159	10	
James Johnson, 2007.....	159	11	
3. Jesse Ertz, 2016.....	175	13	
4. Darren Sproles, 2003.....	182	10	
5. John Hubert, 2013.....	187	13	
6. Daniel Thomas, 2009.....	192	10	
Isaac Jackson, 1973.....	192	10	
8. Darren Sproles, 2004.....	195	9	
9. Eli Roberson, 2002.....	196	12	
10. Daniel Thomas, 2010.....	197	9	

Season By Class

Senior

Rk	Player, Year	Yds
1. Daniel Thomas, 2010.....	1,585	
2. Darren Sproles, 2004.....	1,318	
3. Josh Scobey, 2001.....	1,263	
4. Isaac Jackson, 1973.....	1,137	
5. James Johnson, 2007.....	1,106	

Career

Rk	Player, Years	Att	Yds
1. Darren Sproles, 2001-04.....	815	4,979	
2. John Hubert, 2010-13.....	599	2,993	
3. Daniel Thomas, 2009-10.....	545	2,850	
4. Eli Roberson, 2000-03.....	604	2,818	
5. Eric Hickson, 1994-95, 1997-98.....	507	2,537	
6. Collin Klein, 2009-12.....	601	2,485	
7. Mike Lawrence, 1994-97.....	492	2,265	
8. J.J. Smith, 1991-94.....	491	2,210	
9. Isaac Jackson, 1971-73.....	492	2,182	
10. Josh Scobey, 2000-01.....	409	1,981	

Junior

1. Darren Sproles, 2003.....	1,986
2. Daniel Thomas, 2009.....	1,265
3. Collin Klein, 2011.....	1,141
4. Eric Gallon, 1991.....	1,102
5. Eli Roberson, 2002.....	1,032

Career By Quarterback

1. Eli Roberson, 2000-03.....	604	2,818
2. Collin Klein, 2009-12.....	601	2,485
3. Michael Bishop, 1997-98.....	324	1,314
4. Daniel Sams, 2012-13.....	184	1,042
5. Jesse Ertz, 2014-16.....	191	1,063

Sophomore

1. Darren Sproles, 2002.....	1,465
2. Cornelius Davis, 1966.....	1,028
3. John Hubert, 2011.....	970
4. Eric Hickson, 1995.....	816
5. Daniel Sams, 2013.....	807

Career 100-Yard Rushing Games

Rk	Player, Years	No.
1. Darren Sproles, 2001-04.....	24	
2. John Hubert, 2011-13.....	12	
Daniel Thomas, 2009-10.....	12	
4. Collin Klein, 2010-12.....	10	
Eric Hickson, 1994-95, 1997-98.....	10	
J.J. Smith, 1991-94.....	10	
7. Josh Scobey, 2000-01.....	9	
8. Eli Roberson, 2000-03.....	8	
Isaac Jackson, 1971-73.....	8	
10. Mike Lawrence, 1994-97.....	7	
Eric Gallon, 1989-92.....	7	
James Johnson, 2006-07.....	7	

Freshman

1. Leon Patton, 2006.....	609
2. Alex Barnes, 2016.....	442
3. Justin Silmon, 2015.....	355
4. Roosevelt Duncan, 1976.....	304
5. Parrish Fisher, 2005.....	289

Season 100-Yard Rushing Games

Rk	Player, Year	No.
1. Darren Sproles, 2002.....	10	
2. Darren Sproles, 2003.....	9	
3. Daniel Thomas, 2010.....	7	
Josh Scobey, 2001.....	7	
5. J.J. Smith, 1994.....	6	
Isaac Jackson, 1973.....	6	

YARDS PER CARRY

Game (Min. 10 Attempts)

Rk	Player, Opponent, Date	Att	Yds	Avg.
1. Corky Taylor vs. Colorado, 10/17/53.....	11	177	16.1	
2. Corky Taylor at Wyoming, 9/25/54.....	12	188	15.7	
3. Michael Bishop vs. Missouri, 10/11/97.....	14	196	14.0	

Season (Min. 100 Attempts)

Rk	Player, Year	Att	Yds	Avg.
1. Darren Sproles, 2003.....	306	1,986	6.49	
2. James Johnson, 2007.....	174	1,106	6.36	
3. Darren Sproles, 2002.....	237	1,465	6.18	
4. Leon Patton, 2006.....	108	609	5.64	
5. Jesse Ertz, 2016.....	183	1,012	5.53	
6. Darren Sproles, 2004.....	244	1,318	5.40	
7. Eric Hickson, 1998.....	169	902	5.34	
8. Daniel Thomas, 2010.....	298	1,585	5.32	
9. Daniel Sams, 2013.....	152	807	5.31	
10. John Hubert, 2013.....	198	1,048	5.29	

Career (Min. 200 Attempts)

Rk	Player, Years	Att	Yds	Avg.
1. Darren Sproles, 2001-04.....	815	4,979	6.11	
2. James Johnson, 2006-07.....	272	1,509	5.55	
3. Daniel Thomas, 2009-10.....	545	2,850	5.23	
4. Marlon Charles, 1996-98.....	225	1,133	5.04	
5. Eric Hickson, 1994-95, 97-98.....	507	2,537	5.00	
6. John Hubert, 2010-13.....	599	2,993	5.00	
7. Josh Scobey, 2000-01.....	409	1,981	4.84	
8. Thomas Clayton, 2004-06.....	219	1,030	4.70	
Charles Jones, 2014-16.....	390	1,832	4.70	
10. Eli Roberson, 2000-03.....	604	2,818	4.67	

YARDS PER GAME

Season

Rk	Player, Year	Gms	Yds	Avg.
1. Darren Sproles, 2003.....	15	1,986	132.4	
2. Daniel Thomas, 2010.....	13	1,585	121.9	
3. Darren Sproles, 2004.....	11	1,318	119.8	
4. Josh Scobey, 2001.....	11	1,263	114.8	
5. Darren Sproles, 2002.....	13	1,465	112.7	
6. Daniel Thomas, 2009.....	12	1,265	105.4	
7. Isaac Jackson, 1973.....	11	1,137	103.4	
8. Cornelius Davis, 1966.....	10	1,028	102.8	
9. Eric Gallon, 1991.....	11	1,102	100.2	
10. J.J. Smith, 1994.....	11	1,073	97.5	

Career

Table with columns: Rk, Player, Years, Att, Yds, Avg. Lists top career rushing leaders from Daniel Thomas (114.0) to J.J. Smith (61.4).

ANNUAL RUSHING LEADERS

Large table with columns: Year, Player, Att, Yds, Avg. Lists annual rushing leaders from 1950 to 2016, with Ted Maupin (5.6) in 1951 and J.J. Smith (4.6) in 1994.

TOUCHDOWNS

Game

Table with columns: Rk, Player vs./at Opponent, Date, TDs. Lists game-by-game touchdown records from Collin Klein vs. Texas A&M (5) to Pat Jackson vs. New Mexico State (4).

Season

Table with columns: Rk, Player, Year, TDs. Lists season-by-season touchdown records from Collin Klein in 2011 (27*) to Josh Scobey in 2001 (15).

* Tied the Big 12 and NCAA FBS Quarterback Records that Season

Career

Table with columns: Rk, Player, Years, TDs. Lists career touchdown records from Collin Klein (56) to Mack Herron (23).

Career By Quarterback

Table with columns: Rk, Player, TDs. Lists career touchdowns by quarterback from Collin Klein (56) to Josh Freeman (20).

Ranks sixth in NCAA history among quarterbacks



collin KLEIN Broke school records for career and season rushing touchdowns

LONGEST RUSHES [SINCE '69 UNLESS NOTED]

Table with columns: Rk, Player vs./at Opponent, Date, Yds. Lists longest rushing plays from Gerald Hackney vs. Kansas (96*) to Darren Sproles vs. Nebraska (70*).

* Denotes touchdown scored on play

200-YARD RUSHING GAMES [14]

Table with columns: Yards, Name, Opponent, Date. Lists players who have rushed for 200 yards in a game, including Darren Sproles (9/18/2004) and L.J. Brown (9/29/79).

150-YARD RUSHING GAMES [50]

Large table with columns: Player, Opponent, Date. Lists 50 instances of 150-yard rushing games, starting with Daniel Sams (10/12/2013) and ending with Dougal Russell (11/18/33).

336	Carl Straw	Oklahoma	10/15/88
332	Eil Roberson	Oklahoma State	10/11/2003
327	Carl Straw	Northern Illinois	9/23/90
325	Carl Straw	Kansas	10/28/90
323	Collin Klein	West Virginia	10/20/2012
320	Josh Freeman	Nebraska	11/10/2007
317	Michael Bishop	Syracuse	12/31/97
313	Josh Freeman	Louisville	9/17/2008
313	Eil Roberson	Nebraska	11/15/2003
312	Chad May	Iowa State	11/5/94
311	Paul Watson	Northern Illinois	9/21/91
311	Jonathan Beasley	Oklahoma State	10/23/99
306	Darrell Dickey	Kansas	11/3/79
306	Michael Bishop	Nebraska	11/14/98
305	Josh Freeman	Kansas	10/6/2007
303	Dennis Morrison	Oklahoma State	11/6/71
302	Carl Straw	Missouri	10/21/89
300	Jake Waters	Baylor	12/6/2014

Most 300-Yard Games

Season	4, Josh Freeman (2007)
Career	6, Josh Freeman (2006-08)

SEASON 1,500-YARD PASSERS

Rk	Player, Year	Att	Cpl	Yds
1.	Jake Waters, 2014	397	262	3,501
2.	Josh Freeman, 2007	499	316	3,353
3.	Josh Freeman, 2008	382	224	2,945
4.	Michael Bishop, 1998	295	164	2,844
5.	Chad May, 1993	350	185	2,682
6.	Collin Klein, 2012	304	197	2,641
7.	Jonathan Beasley, 2000	313	156	2,636
8.	Chad May, 1994	337	200	2,571
9.	Eil Roberson, 2003	294	152	2,545
10.	Lynn Dickey, 1969	372	196	2,476
11.	Jake Waters, 2013	260	159	2,469
12.	Paul Watson, 1991	304	172	2,312
13.	Lynn Dickey, 1970	364	180	2,163
14.	Carl Straw, 1990	277	153	2,156
15.	Carson Coffman, 2010	263	171	2,060
16.	Matt Miller, 1995	240	154	2,059
17.	Carl Straw, 1988	358	191	1,947
18.	Collin Klein, 2011	281	161	1,918
19.	Brian Kavanagh, 1996	284	167	1,893
20.	Joe Hubener, 2015	275	131	1,837
21.	Dan Manucci, 1978	237	122	1,808
22.	Jonathan Beasley, 1999	203	90	1,805
23.	Josh Freeman, 2006	270	140	1,780
	Dennis Morrison, 1971	333	157	1,780
25.	Jesse Ertz, 2016	264	152	1,755
26.	Dennis Morrison, 1972	300	136	1,596
27.	Eil Roberson, 2002	175	91	1,580
28.	Lynn Dickey, 1968	258	125	1,569
29.	Michael Bishop, 1997	185	80	1,557

CAREER 2,000-YARD PASSERS

Rk	Player, Years	Yds
1.	Josh Freeman, 2006-08	8,078
2.	Lynn Dickey, 1968-70	6,208
3.	Jake Waters, 2013-14	5,970
4.	Chad May, 1993-94	5,253
5.	Carl Straw, 1987-90	5,223
6.	Eil Roberson, 2000-03	5,099
7.	Collin Klein, 2009-12	4,724
8.	Jonathan Beasley, 1996-97, 1999-2000	4,642
9.	Michael Bishop, 1997-98	4,401
10.	Darrell Dickey, 1979-82	4,098
11.	Paul Watson, 1988-91	3,963
12.	Dennis Morrison, 1970-72	3,428
13.	Carson Coffman, 2007-10	3,224
14.	Dan Manucci, 1977-78	2,505
15.	Brian Kavanagh, 1993-96	2,352
16.	Dylan Meier, 2003-06	2,289
17.	Steve Grogan, 1972-74	2,213
18.	Matt Miller, 1994-95	2,096
19.	Joe Hubener, 2013-16	2,072
20.	Randy Williams, 1984-85	2,032

YARDS PER GAME

Season (Min. 10 Games)

Rk	Player, Year	Gms	Yds	Avg.
1.	Josh Freeman, 2007	12	3,353	279.4
2.	Jake Waters, 2014	13	3,501	269.3
3.	Lynn Dickey, 1969	10	2,476	247.6
4.	Josh Freeman, 2008	12	3,945	245.4
5.	Chad May, 1993	11	2,682	243.8

6.	Michael Bishop, 1998	12	2,844	237.0
7.	Chad May, 1994	11	2,571	233.7
8.	Paul Watson, 1991	11	2,312	210.2
9.	Collin Klein, 2012	13	2,641	203.2
10.	Jonathan Beasley, 2000	13	2,636	202.8

Career (Min. 10 Games)

Rk	Player, Years	Gms	Yds	Avg.
1.	Chad May, 1993-94	22	5,253	238.8
2.	Josh Freeman, 2006-08	35	8,078	230.8
3.	Jake Waters, 2013-14	26	5,970	229.6
4.	Lynn Dickey, 1968-70	31	6,208	200.3
5.	Michael Bishop, 1997-98	23	4,401	191.3
6.	Carl Straw, 1987-90	32	5,223	163.2
7.	Paul Watson, 1988-91	28	3,963	141.5
8.	Dennis Morrison, 1970-72	26	3,428	131.8
9.	Jonathan Beasley, 1996-97, 1999-2000	37	4,642	125.5
10.	Eil Roberson, 2000-03	41	5,099	124.4

YARDS PER ATTEMPT

Game (Min. 25 Attempts)

Rk	Player vs./at Opponent, Date	Att	Yds	Avg.
1.	Jonathan Beasley at Oklahoma St., 10/23/99	25	311	12.44
2.	Jake Waters at W. Virginia, 11/20/2014	34	400	11.76
3.	Jake Waters at Baylor, 12/6/2014	27	300	11.11

Season (Min. 250 Attempts)

Rk	Player, Year	Att	Yds	Avg.
1.	Michael Bishop, 1998	295	2,844	9.64
2.	Jake Waters, 2013	260	2,469	9.50
3.	Jake Waters, 2014	397	3,501	8.82
4.	Collin Klein, 2012	304	2,641	8.69
5.	Eil Roberson, 2003	294	2,545	8.66

Career (Min. 400 Attempts)

Rk	Player, Years	Att	Yds	Avg.
1.	Michael Bishop, 1997-98	480	4,041	9.16
2.	Jake Waters, 2013-14	657	5,970	9.09
3.	Jonathan Beasley, 1996-97, 1999-2000	544	4,642	8.53
4.	Eil Roberson, 2000-03	628	5,099	8.12
5.	Collin Klein, 2009-12	604	4,724	7.82

Career (Min. 500 Attempts)

1.	Jake Waters, 2013-14	657	5,970	9.09
2.	Jonathan Beasley, 1996-97, 1999-2000	544	4,642	8.53
3.	Eil Roberson, 2000-03	628	5,099	8.12
4.	Collin Klein, 2009-12	604	4,724	7.82
5.	Chad May, 1993-94	687	5,253	7.65

YARDS PER COMPLETION

Game (13-17 Completions)

Rk	Player vs./at Opponent, Date	Cpl	Yds	Avg.
1.	Jonathan Beasley at Okla. St., 10/23/99	13	311	23.92
2.	Michael Bishop vs. Syracuse, 12/31/97	14	317	22.64
3.	Carl Straw at Oklahoma, 11/10/90	13	267	20.54

Game (18-21 Completions)

1.	Paul Watson vs. Louisiana Tech, 10/1/88	18	362	20.11
2.	Dan Manucci vs. Auburn, 9/16/78	19	343	18.05
3.	Michael Bishop vs. Texas A&M, 12/5/98	19	341	17.95

Game (22-Plus Completions)

1.	Michael Bishop vs. La.-Monroe, 9/26/98	23	441	19.17
2.	Jake Waters at West Virginia, 11/20/2014	22	400	18.18
3.	Josh Freeman vs. Oklahoma, 10/25/2008	29	478	16.48

Season (Min. 80 Completions)

Rk	Player, Year	Cpl	Yds	Avg.
1.	Jonathan Beasley, 1999	90	1,805	20.06
2.	Michael Bishop, 1997	80	1,557	19.46
3.	Eil Roberson, 2002	91	1,580	17.36
4.	Michael Bishop, 1998	164	2,884	17.59
5.	Eil Roberson, 2003	152	2,545	16.74

Career (Min. 200 Completions)

Rk	Player, Years	Cpl	Yds	Avg.
1.	Michael Bishop, 1997-98	244	4,401	18.04
2.	Jonathan Beasley, 1996-97, 1999-2000	259	4,642	17.93
3.	Eil Roberson, 2000-03	307	5,099	16.61
4.	Jake Waters, 2013-14	421	5,970	14.18
5.	Chad May, 1993-94	385	5,253	13.64

Career (Min. 300 Completions)

1.	Eil Roberson, 2000-03	307	5,099	16.61
2.	Jake Waters, 2013-14	421	5,970	14.18
3.	Chad May, 1993-94	385	5,253	13.64
4.	Paul Watson, 1988-91	301	3,963	13.17
5.	Darrell Dickey, 1979-82	319	4,098	12.85



eil ROBERSON

Tossed a school-record 24 touchdowns in 2003 and had 37 in his career

TOUCHDOWNS

Rk	Player, Game	TDs
1.	Jake Waters vs. Kansas, 11/29/2014.....	4
	Jake Waters vs. Texas Tech, 10/4/2014.....	4
	Josh Freeman vs. Iowa State, 11/22/2008.....	4
	Eli Roberson vs. Oklahoma, 12/6/2003.....	4
	Eli Roberson at Oklahoma State, 10/11/2003.....	4
	Jonathan Beasley at Oklahoma State, 10/23/99.....	4
	Michael Bishop vs. Louisiana-Monroe, 9/26/98.....	4
	Michael Bishop vs. Syracuse, 10/31/97.....	4
	Michael Bishop at Northern Illinois, 9/6/97.....	4
	Brian Kavanagh at Kansas, 11/9/96.....	4
	Brian Kavanagh vs. Oklahoma, 10/26/96.....	4
	Brian Kavanagh at Rice, 9/21/96.....	4
	Brian Kavanagh vs. Colorado State 12/29/95.....	4
	Chad May vs. Iowa State, 11/5/94.....	4
	Paul Watson vs. Louisiana Tech, 10/1/88.....	4

Rk	Player, Year	TDs
1.	Eli Roberson, 2003.....	24
2.	Michael Bishop, 1998.....	23
3.	Jake Waters, 2014.....	22
	Matt Miller, 1995.....	22
5.	Josh Freeman, 2008.....	20
	Brian Kavanagh, 1996.....	20
7.	Jake Waters, 2013.....	18
	Josh Freeman, 2007.....	18
	Chad May, 1994.....	18
10.	Jonathan Beasley, 2000.....	17

Rk	Player, Years	TDs
1.	Josh Freeman, 2006-08.....	44
2.	Jake Waters, 2013-14.....	40
3.	Eli Roberson, 2000-2003.....	37
4.	Michael Bishop, 1997-98.....	36
5.	Chad May, 1993-94.....	34
6.	Jonathan Beasley, 1996-97, 99-2000.....	33
7.	Collin Klein, 2010-12.....	30
8.	Lynn Dickey, 1968-70.....	29
9.	Brian Kavanagh, 1993-96.....	25
10.	Darrell Dickey, 1979-82.....	23

Season	Player, Year	TDs
11.	Josh Freeman (2007), Chad May (1993)	
Career	16, Josh Freeman (2006-08); Chad May (1993-94)	

PASSING EFFICIENCY

Rk	Player vs./at Opponent, Date	Rating (C-A, Yds, TDs, INTs)
1.	Allen Webb vs. North Texas, 9/24/2005.....	300.87 (10-12, 256, 2, 1)
2.	Marc Dunn vs. La.-Monroe, 9/7/2002.....	292.48 (7-10, 147, 3, 0)
3.	Jake Waters vs. West Virginia, 10/26/2013.....	281.02 (10-13, 198, 3, 0)
4.	Michael Bishop at No. Illinois, 9/6/97.....	274.22 (8-13, 172, 4, 0)
5.	Collin Klein at W. Virginia, 10/20/2012.....	266.82 (19-21, 323, 3, 0)

Rk	Player, Year	Rating (C-A, Yds, TDs, INTs)
1.	Michael Bishop, 1998.....	159.6 (164-295, 2,844, 23, 4)
2.	Matt Miller, 1995.....	157.3 (154-240, 2,059, 22, 11)
3.	Jake Waters, 2013.....	156.8 (159-260, 2,469, 18, 9)
4.	Jake Waters, 2014.....	154.8 (262-397, 3,501, 22, 7)
5.	Collin Klein, 2012.....	149.2 (197-304, 2,641, 16, 9)
6.	Allen Webb, 2005.....	145.8 (62-105, 850, 9, 5)
7.	Eli Roberson, 2003.....	143.2 (152-294, 2,545, 24, 12)
8.	Carson Coffman, 2010.....	143.1 (171-263, 2,060, 14, 7)
9.	Chad May, 1994.....	137.5 (200-337, 2,571, 18, 6)
10.	Josh Freeman, 2008.....	136.5 (224-382, 2,945, 20, 8)

Rk	Player, Years	Rating (C-A, Yds, TDs, INTs)
1.	Jake Waters, 2013-14.....	155.6 (421-657, 5,970, 40, 16)#
2.	Matt Miller, 1994-95.....	152.6 (158-252, 2,096, 22, 11)
3.	Michael Bishop, 1997-98.....	147.6 (244-480, 4,401, 36, 12)
4.	Collin Klein, 2009-12.....	138.4 (370-604, 4,724, 30, 15)
5.	Brian Kavanagh, 1993-96.....	135.4 (205-348, 2,352, 25, 7)
6.	Carson Coffman, 2007-10.....	134.0 (270-426, 3,224, 17, 13)
7.	Jonathan Beasley, 1996-97, 99-2000.....	132.7 (259-544, 4,642, 33, 18)
8.	Chad May, 1993-94.....	131.9 (385-687, 5,253, 34, 16)
9.	Eli Roberson, 2000-03.....	128.3 (307-628, 5,099, 37, 26)
10.	Josh Freeman, 2006-08.....	124.7 (680-1,151, 8,078, 44, 34)

Ranks third in NCAA history among QBs with 400-499 career completions



LONGEST PASSES [SINCE 1969]

Rk	Quarterback to Receiver vs./at Opponent, Date	Yds
1.	Michael Bishop to Aaron Lockett vs. La.-Monroe, 9/26/98.....	97*
2.	Jake Waters to Tyler Lockett vs. Oklahoma, 11/23/2013.....	90*
3.	Carl Straw to Greg Washington at Oklahoma, 10/15/88.....	89*
	Dan Manucci to Paul Coffman at Missouri, 10/22/1977.....	89*
5.	Jonathan Beasley to Quincy Morgan vs. Kansas, 10/9/99.....	88*
6.	Dan Manucci to Eugene Goodlow at Nebraska, 10/14/78.....	87*
7.	Dylan Meier to Tony Madison at Kansas, 10/9/2004.....	86*
8.	Jesse Ertz to Byron Pringle at TCU, 12/3/2016.....	83*
9.	Gary Swim to John Williams vs. Oklahoma, 10/17/87.....	81*
10.	Allan Evridge to Jordy Nelson at Texas Tech, 10/15/2005.....	80*
	Paul Watson to David Brooks vs. Louisiana Tech, 10/1/88.....	80*
12.	Jesse Ertz to Byron Pringle vs. Texas A&M, 12/28/2016.....	79*
	Jake Waters to Tramaine Thompson vs. TCU, 11/16/2013.....	79*
	Kody Cook to Deante Burton vs. West Virginia, 12/5/2015.....	77*
	Josh Freeman to Brandon Banks vs. Oklahoma, 10/25/2008.....	77*
	Tim Hanson to Tony Jordan at Iowa State, 11/15/86.....	74*

* Denotes touchdown scored on play

ANNUAL PASSING LEADERS

Year	Name	Att	Cpl	Yds	TD
1948	Dana Atkins.....	73	28	363	3
1949	Dana Atkins.....	99	44	626	4
1950	Frank Hooper.....	129	46	709	3
1951	Lane Brown.....	96	36	500	2
1952	Carl Albacker.....	119	55	559	4
1953	Bob Dahnke.....	28	14	415	4
1954	Jim Logsdon.....	39	18	260	4
1955	Dick Corbin.....	42	14	156	1
1956	Dick Corbin.....	49	16	378	5
1957	Dick Corbin.....	61	24	287	1
1958	Les Krull.....	106	57	661	2
1959	John Solmes.....	114	49	585	3
1960	John Solmes.....	83	32	378	3
1961	Larry Corrigan.....	30	13	234	2
1962	Larry Corrigan.....	84	28	441	2
1963	Larry Corrigan.....	127	58	634	3
1964	Ed Danieley.....	79	36	358	1
1965	Vic Castillo.....	159	60	734	2
1966	Vic Castillo.....	113	44	617	2
1967	Bill Nossek.....	216	111	1,220	3
1968	Lynn Dickey.....	258	125	1,569	8
1969	Lynn Dickey.....	372	196	2,476	14
1970	Lynn Dickey.....	364	180	2,163	7
1971	Dennis Morrison.....	333	157	1,780	8
1972	Dennis Morrison.....	300	136	1,596	9
1973	Steve Grogan.....	164	72	1,050	4
1974	Steve Grogan.....	144	67	834	6
1975	Joe Hatcher.....	93	34	432	2

1976	Wendell Henrikson.....	149	73	1,066	4
1977	Wendell Henrikson.....	163	72	882	3
1978	Dan Manucci.....	237	122	1,808	9
1979	Darrell Dickey.....	140	71	895	4
1980	Darrell Dickey.....	168	80	1,004	4
1981	Darrell Dickey.....	158	75	974	7
1982	Darrell Dickey.....	174	93	1,225	8
1983	Doug Bogue.....	119	61	851	5
1984	Stan Weber.....	114	58	602	3
1985	John Welch.....	116	55	659	4
1986	Randy Williams.....	197	88	1,069	4
1987	Gary Swim.....	235	115	1,304	8
1988	Carl Straw.....	358	191	1,947	9
1989	Carl Straw.....	192	101	1,095	3
1990	Carl Straw.....	277	153	2,156	7
1991	Paul Watson.....	304	172	2,312	10
1992	Jason Smargiasso.....	149	72	990	3
1993	Chad May.....	350	185	2,682	16
1994	Chad May.....	337	200	2,571	18
1995	Matt Miller.....	240	154	2,059	22
1996	Brian Kavanagh.....	284	167	1,893	20
1997	Michael Bishop.....	185	80	1,557	13
1998	Michael Bishop.....	295	164	2,844	23
1999	Jonathan Beasley.....	203	90	1,805	14
2000	Jonathan Beasley.....	313	156	2,636	17
2001	Eli Roberson.....	136	54	855	4
2002	Eli Roberson.....	175	91	1,580	7
2003	Eli Roberson.....	294	152	2,545	24
2004	Dylan Meier.....	220	127	1,436	9
2005	Allan Evridge.....	213	107	1,365	6
2006	Josh Freeman.....	270	140	1,780	6
2007	Josh Freeman.....	499	316	3,353	18
2008	Josh Freeman.....	382	224	2,945	20
2009	Grant Gregory.....	175	100	1,096	4
2010	Carson Coffman.....	263	171	2,060	14
2011	Collin Klein.....	281	161	1,918	13
2012	Collin Klein.....	304	197	2,641	16
2013	Jake Waters.....	260	159	2,469	18
2014	Jake Waters.....	397	262	3,501	22
2015	Joe Hubener.....	275	131	1,837	9
2016	Jesse Ertz.....	264	152	1,755	9

100-YARD RECEIVING GAMES [130]

Table with 4 columns: Rank, Player, Year, and TDs. Lists 130 instances of 100-yard receiving games across various players and teams.

Career

Table with 3 columns: Rank, Player, Years, and TDs. Lists career total TDs for 10 different players.

CAREER 1,000-YARD RECEIVERS

Table with 3 columns: Rank, Player, Years, and Yds. Lists 29 players who have reached 1,000 career receiving yards.

200-YARD RECEIVING GAMES [5]

Table with 5 columns: Yds, Rec, Name, Opponent, and Date. Lists 5 instances of 200-yard receiving games.

150-YARD RECEIVING GAMES [33]

Table with 5 columns: Rank, Player, Year, Opponent, and Date. Lists 33 instances of 150-yard receiving games.

Table with 3 columns: Rank, Player, Yds, and Avg. Lists top 10 career yardage leaders.

Career (Min. 15 Games)

Table with 4 columns: Rank, Player, Years, Gms, Yds, and Avg. Lists career stats for 10 players with at least 15 games.

YARDS PER RECEPTION

Game (Min. 3 Receptions)

Table with 4 columns: Rank, Player vs./at Opponent, Date, Rec, Yds, and Avg. Lists top 3 games for yards per reception.

Game (Min. 5 Receptions)

Table with 4 columns: Rank, Player vs./at Opponent, Date, Rec, Yds, and Avg. Lists top 3 games for yards per reception with at least 5 receptions.

Season (Min. 20 Receptions)

Table with 4 columns: Rank, Player, Year, Rec, Yds, and Avg. Lists top 5 seasons for yards per reception.

Season (Min. 30 Receptions)

Table with 4 columns: Rank, Player, Year, Rec, Yds, and Avg. Lists top 5 seasons for yards per reception with at least 30 receptions.

Career (Min. 50 Receptions)

Table with 4 columns: Rank, Player, Years, Rec, Yds, and Avg. Lists career stats for 10 players with at least 50 receptions.

TOUCHDOWNS

Game

Table with 4 columns: Rank, Player vs./at Opponent, Date, and TDs. Lists top 10 games for touchdowns.

Season

Table with 4 columns: Rank, Player, Year, and TDs. Lists top 10 seasons for touchdowns.

111	8	Mike Creed	Kansas	10/3/70
110	5	Tyler Lockett	Kansas	10/22/2011
110	10	Mitch Running	Nebraska	10/21/95
110	8	Michael Smith	North Texas	9/30/89
110	5	Charlie Green	Mississippi State	10/1/77
108	6	Tramaine Thompson	North Dakota State	8/30/2013
108	8	Kevin Lockett	Oklahoma State	11/20/93
107	3	Byron Pringle	Texas A&M	12/28/2016
107	3	Jordy Nelson	Oklahoma	10/1/2005
107	5	Aaron Lockett	Kansas	10/31/98
107	5	Michael Smith	Western Illinois	9/8/90
106	5	Deon Murphy	Nebraska	11/10/2007
106	4	Yamon Figurs	Kansas	10/9/2004
106	3	Darnell McDonald	Kansas	11/8/97
106	5	Ron Brown	Iowa State	11/5/94
106	9	Mack Herron	Iowa State	10/18/69
105	8	Jordy Nelson	Baylor	10/27/2007
105	8	John Goerger	Oklahoma State	11/11/72
105	3	Gene Keady	Iowa State	11/17/56
104	10	Curry Sexton	UCLA	1/2/2015
104	7	Daniel Gonzalez	Baylor	10/27/2007
104	8	Quincy Morgan	Washington	12/29/99
103	8	Tyler Lockett	Texas	10/25/2014
103	3	Gerald Benton	Montana	9/19/92
103	5	Dave Jones	Cincinnati	10/22/66
103	6	Henry Howard	Missouri	10/9/65
102	5	Tramaine Thompson	North Texas	9/15/2012
102	3	Gerald Alphin	Iowa State	11/16/85
102	6	Darrel Wild	Oklahoma State	11/5/83
102	4	Fred Merrill	Oklahoma	10/23/71
101	7	Dominique Heath	Oklahoma	10/15/2016
101	4	Yamon Figurs	Baylor	9/30/2006
101	4	Jermaine Moreira	Texas A&M	10/22/2005
101	4	Taco Wallace	Oklahoma State	10/12/2002
101	3	Mike Wallace	South Dakota	9/18/82
101	3	Don Zadenick	Marquette	11/10/56
100	4	Russ Campbell	Oklahoma	11/2/91
100	9	Greg Washington	Iowa	9/10/88
100	4	Arthur Strozier	Kansas	11/4/67
100	6	John Tuttle	Iowa State	10/19/74

DOUBLE 100-YARD GAMES [13]

321.....	Brandon Banks (145)/Ernie Pierce (176) vs. Oklahoma, 10/25/2008
310.....	Tyler Lockett (196)/Curry Sexton (114) at TCU, 11/8/2014
308.....	Aaron Lockett (188)/Darnell McDonald (120) vs. ULM, 9/26/98
300.....	Darnell McDonald (183)/Aaron Lockett (117) vs. Neb., 11/14/98
282.....	Kevin Lockett (143)/Andre Coleman (139) at Nebraska, 10/16/93
268.....	Tyler Lockett (164)/Curry Sexton (104) vs. UCLA, 1/2/2015
260.....	Curry Sexton (141)/Tyler Lockett (119) vs. Kansas, 11/30/2014
253.....	Curry Sexton (128)/Tyler Lockett (125) vs. Texas Tech, 10/4/2014
244.....	Frank Hernandez (137)/Michael Smith (107) vs. W. Illinois, 9/8/90
223.....	Curry Sexton (112)/Tyler Lockett (111) vs. W. Virginia, 10/26/2013
221.....	Tyler Lockett (113)/Tramaine Thompson (108) vs. N. Dak. St., 8/30/2013
220.....	Tony Madison (114)/Yamon Figurs (106) at Kansas, 10/9/2004
209.....	Jordy Nelson (105)/Daniel Gonzalez (104) vs. Baylor, 10/27/2007

CONSECUTIVE 100-YARD GAMES

5 – Tyler Lockett	
at TCU, 11/8/2014.....	196
at West Virginia, 11/20/2014.....	196
vs. Kansas, 11/30/2014.....	119
at Baylor, 12/6/2014.....	158
vs. UCLA, 1/2/2015.....	164
4 – Jordy Nelson	
at Oklahoma State, 10/20/2007.....	176
vs. Baylor, 10/27/2007.....	105
at Iowa State, 11/3/2007.....	214
at Nebraska, 11/10/2007.....	125
3 – Jordy Nelson	
vs. Missouri State, 9/15/2007.....	209
at Texas, 9/29/2007.....	116
vs. Kansas, 10/6/2007.....	137
3 – Aaron Lockett	
vs. Kansas, 10/31/98.....	107
vs. Baylor, 11/7/98.....	157
vs. Nebraska, 11/14/98.....	117
2 – Byron Pringle	
at TCU, 12/3/2016.....	126
vs. Texas A&M, 12/28/2016.....	107
2 – Curry Sexton	
vs. Oklahoma State, 11/1/2014.....	159
at TCU, 11/8/2014.....	114
2 – Tyler Lockett	
vs. North Dakota State, 8/30/2013.....	113
vs. Louisiana, 9/7/2013.....	111
2 – Tyler Lockett	
vs. TCU, 11/16/2013.....	123
vs. Oklahoma, 11/23/2013.....	278

2 – Aubrey Quarles	
at Missouri, 11/13/2010.....	133
at Colorado, 11/20/2010.....	114
2 – Brandon Banks	
at Louisville, 9/17/2008.....	153
vs. Louisiana, 9/27/2008.....	127
2 – James Terry	
vs. McNeese State, 9/6/2003.....	137
vs. Massachusetts, 9/13/2003.....	199
2 – Quincy Morgan	
vs. vs. Iowa State, 11/4/2000.....	137
vs. vs. Nebraska, 11/11/2000.....	199
2 – Darnell McDonald	
vs. Texas A&M, 12/5/98.....	140
vs. Purdue, 12/29/98.....	124
2 – Darnell McDonald	
vs. Texas, 9/19/98.....	159
vs. Louisiana-Monroe, 9/26/98.....	120
2 – Kevin Lockett	
vs. Oklahoma, 10/26/96.....	157
vs. Kansas, 11/9/96.....	168
2 – Michael Smith	
vs. Northern Illinois, 9/22/90.....	136
vs. New Mexico, 9/29/90.....	179
2 – Michael Smith	
vs. Oklahoma State, 10/14/89.....	114
vs. Missouri, 10/21/89.....	166
2 – Dave Jones	
vs. Nebraska, 10/15/66.....	188
vs. Cincinnati, 10/22/66.....	103

ANNUAL RECEPTION LEADERS

Year	Player	Rec
1948	Dick Johnson	8
1949	Hi Faubion	21
1950	Dick Johnson	22
1951	Ted Maupin	14
1952	Jack McShulskis	14
1953	Veryl Switzer	8
1954	Corky Taylor	14
1955	Don Zadnik	9
1956	Gene Keady	14
1957	Ralph Pfeifer	11
1958	Joe Vader	21
1959	Dale Evans	23
1960	Willis Crenshaw	18
1961	Spencer Puls	7
1962	Jack King	13
1963	Ralph McFillen	29
1964	Jerry Condit	10
1965	Two with	13
1966	Dave Jones	35
1967	Dave Jones	46
1968	Dave Jones	46
1969	Mack Herron	52
1970	Mike Montgomery	51
1971	Henry Childs	30
1972	John Goerger	57
1973	Henry Childs	32
1974	John Tuttle	24
1975	Stan Ross	13
1976	Manzy King	21
1977	Charlie Green	33
1978	Charlie Green	39
1979	John Liebe	22
1980	John Liebe	25
1981	Ernie Coleman	13
1982	Mike Wallace	37
1983	Mike Wallace	32
1984	Eric Bailey	15
1985	Gerald Alphin	34
1986	Dan Hughes	28
1987	Kent Dean	38
1988	Greg Washington	69
1989	Michael Smith	70
1990	Michael Smith	46
1991	Michael Smith	55
1992	Gerald Benton	38
1993	Kevin Lockett	50
1994	Tyson Schwiager	44
1995	Kevin Lockett	56
1996	Kevin Lockett	72
1997	Darnell McDonald	21
1998	Darnell McDonald	75
1999	Quincy Morgan	42
2000	Quincy Morgan	64
2001	Aaron Lockett	24
2002	Taco Wallace	39
2003	James Terry	64
2004	Jermaine Moreira	39

2005	Jordy Nelson	45
2006	Jordy Nelson	39
2007	Jordy Nelson	122
2008	Brandon Banks	67
2009	Brandon Banks	56
2010	Aubrey Quarles	51
2011	Chris Harper	40
2012	Chris Harper	58
2013	Tyler Lockett	81
2014	Tyler Lockett	106
2015	Deante Burton	38
2016	Dominique Heath	45

ANNUAL YARDAGE LEADERS

Year	Player	Yds
1948	Lyle Koontz	134
1949	Glenn Channell	289
1950	Dick Johnson	382
1951	Francis Starns	212
1952	Joe Rainman	140
1953	Veryl Switzer	211
1954	Corky Taylor	334
1955	Don Zadnik	110
1956	Gene Keady	247
1957	Jim Luzinski	117
1958	Cedric Price	230
1959	Dale Evans	224
1960	Dale Evans	205
1961	Spencer Puls	123
1962	Jack King	137
1963	Ralph McFillen	328
1964	Larry Condit	170
1965	Rick Balducci	172
1966	Dave Jones	721
1967	Dave Jones	561
1968	Dave Jones	622
1969	Mack Herron	652
1970	Henry Hawthorne	501
1971	Henry Childs	396
1972	John Goerger	612
1973	Henry Childs	502
1974	John Tuttle	346
1975	Stan Ross	192
1976	Manzy King	273
1977	Charlie Green	634
1978	Charlie Green	616
1979	John Liebe	423
1980	John Liebe	400
1981	Ernie Coleman	229
1982	Mike Wallace	693
1983	Mike Wallace	466
1984	Gerald Alphin	256
1985	Gerald Alphin	524
1986	Dan Hughes	413
1987	Kent Dean	481
1988	Greg Washington	928
1989	Michael Smith	816
1990	Michael Smith	796
1991	Michael Smith	768
1992	Gerald Benton	603
1993	Kevin Lockett	770
1994	Kevin Lockett	583
1995	Kevin Lockett	797
1996	Kevin Lockett	882
1997	Darnell McDonald	441
1998	Darnell McDonald	1,092
1999	Quincy Morgan	1,007
2000	Quincy Morgan	1,166
2001	Aaron Lockett	357
2002	Taco Wallace	704
2003	James Terry	1,232
2004	Yamon Figurs	483
2005	Jordy Nelson	669
2006	Jordy Nelson	547
2007	Jordy Nelson	1,606
2008	Brandon Banks	1,049
2009	Brandon Banks	705
2010	Aubrey Quarles	760
2011	Chris Harper	547
2012	Chris Harper	857
2013	Tyler Lockett	1,262
2014	Tyler Lockett	1,515
2015	Deante Burton	510
2016	Byron Pringle	631

TEAM

PLAYS

Rk	Opponent, Date	Plays
1.	vs. Kansas, 10/3/70	100
2.	vs. Oklahoma, 10/23/71	99
3.	vs. Northern Illinois, 9/30/95	96
4.	vs. BYU, 9/25/71	94
5.	vs. Tulsa, 9/22/73	93
	vs. Iowa State, 10/18/69	93
7.	vs. Mississippi State, 10/1/77	92
	at Baylor, 9/20/69	92
9.	at Colorado, 11/19/83	91
	vs. South Dakota, 9/18/82	91
	at Colorado, 11/22/69	91

Season

Rk	Year	Plays
1.	2003	1,059
2.	2000	933
3.	2011	896
4.	1971	894
5.	2014	891
6.	1998	887
7.	2016	881
8.	2002	878
9.	2015	876
10.	2007	861

Fewest Plays

Game	34, at Iowa State, 11/15/47
Season	462 (1947 - 10 games)

YARDS

Rk	Opponent, Date	Yards
1.	vs. North Texas, 9/24/2005	658
2.	vs. Bowling Green, 9/27/97	638
3.	vs. Louisiana-Monroe, 9/26/98	607
4.	vs. Akron, 9/23/95	590
5.	vs. Iowa State, 11/4/2000	583
6.	vs. South Dakota, 9/18/82	574
7.	vs. Iowa State, 10/24/98	573
8.	at Kansas, 10/31/98	566
9.	vs. Indiana State, 9/7/96	565
	at Nebraska, 10/16/93	565

Season

Rk	Year	Yards
1.	2003	6,615
2.	1998	5,741
3.	2002	5,499
4.	2014	5,481
5.	2000	5,330
6.	2013	5,235
7.	2012	5,218
8.	2016	5,054
9.	2007	5,018
10.	2010	4,924

Fewest Yards

Game	16, at Colorado, 10/24/92
Season	1,329 (1961 - 10 games)

YARDS PER GAME

Season	Rk	Year	Gms	Yds	Avg.
1.	1998	12	5,741	478.4	
2.	2003	15	6,615	441.0	
3.	2002	13	5,499	423.0	
4.	2014	13	5,481	421.6	
5.	2007	12	5,018	418.2	
6.	2000	13	5,330	410.0	
7.	2013	13	5,235	402.7	
8.	2008	12	4,825	402.1	
9.	1995	11	4,419	401.7	
10.	2012	13	5,218	401.4	

Fewest Yards Per Game

Season	132.9 (1961 - 10 games)
--------	-------------------------

YARDS PER PLAY

Season	Rk	Year	Plays	Yds	Avg.
1.	1998	887	5,741	6.47	
2.	2013	828	5,235	6.32	
3.	2002	878	5,499	6.26	
4.	2003	1,059	6,615	6.25	
5.	2012	841	5,218	6.20	
6.	2014	891	5,481	6.15	
7.	2007	861	5,018	5.83	
8.	2010	847	4,924	5.81	
9.	2008	833	4,825	5.79	
10.	2016	881	5,054	5.73	

Fewest Yards Per Play

Season	2.52, 1961 (527 plays for 1,329 yards)
--------	--

OFFENSIVE TOUCHDOWNS

Season	Rk	Year	TDs
1.	2003	73	
2.	2002	67	
3.	1998	65	
4.	2000	61	
5.	2012	58	

INDIVIDUAL

PLAYS (COMBINED RUSHES, PASS ATT., REC. AND RETURNS)

Game	67, Collin Klein at Baylor (11/17/2012)/at Okla. St. (11/5/2011)
	67, Eli Roberson vs. Ohio State, 1/2/2004
	67, Lynn Dickey at Colorado, 11/22/69
Season	598, Collin Klein (2011)
Career	1,232, Eli Roberson (2000-03)

YARDAGE

Game	Rk	Player vs./at Opponent, Date	Yds
1.	Josh Freeman vs. Oklahoma, 10/25/2008	501	
	(23 rushing, 478 passing)		
2.	Michael Bishop vs. Louisiana-Monroe, 9/26/98	475	
	(34 rushing, 441 passing)		
3.	Chad May at Nebraska, 10/16/93	461	
	(-28 rushing, 489 passing)		
4.	Michael Bishop vs. Nebraska, 11/14/98	446	
	(140 rushing, 306 passing)		
5.	Michael Bishop vs. Texas A&M, 12/5/98	442	
	(101 rushing, 341 passing)		
6.	Jake Waters at West Virginia, 11/20/2014	413	
	(13 rushing, 400 passing)		
7.	Lynn Dickey at Missouri, 11/1/69	411	
	(17 rushing, 394 passing)		
8.	Josh Freeman at Oklahoma State, 10/20/2007	403	
	(404 passing, -1 rushing)		
	Eli Roberson at Nebraska, 11/15/2003	403	
	(90 rushing, 313 passing)		
10.	Jake Waters vs. Texas Tech, 10/4/2014	395	
	(105 rushing, 290 passing)		
	Lynn Dickey at Colorado, 11/22/69	395	
	(-44 rushing, 439 passing)		

Season

Rk	Player, Year	Rush	Pass	Total
1.	Jake Waters, 2014	484	3,501	3,985
2.	Michael Bishop, 1998	748	2,844	3,592
3.	Collin Klein, 2012	920	2,641	3,561
4.	Eli Roberson, 2003	975	2,545	3,520
5.	Josh Freeman, 2008	404	2,945	3,349
6.	Josh Freeman, 2007	-40	3,353	3,313
7.	Jonathan Beasley, 2000	499	2,636	3,135
8.	Collin Klein, 2011	1,141	1,918	3,059
9.	Jake Waters, 2013	312	2,469	2,781
10.	Jesse Ertz, 2016	1,012	1,755	2,767

Career

Rk	Player, Years	Rush	Pass	Total
1.	Josh Freeman, 2006-08	343	8,078	8,421
2.	Eli Roberson, 2000-03	2,818	5,099	7,917
3.	Collin Klein, 2009-12	2,485	4,724	7,209
4.	Jake Waters, 2013-14	796	5,970	6,766
5.	Lynn Dickey, 1968-70	-429	6,208	5,779
6.	Michael Bishop, 1997-98	1,314	4,401	5,715

7.	Jonathan Beasley, 1996-97, 99-2000	965	4,642	5,607
8.	Carl Straw, 1987-90	-104	5,223	5,119
9.	Darren Sproles, 2001-04	4,979	-	4,979
10.	Chad May, 1993-94	-362	5,253	4,891

YARDS PER GAME

Season	Rk	Player, Year	Gms	Yds	YPG
1.	Jake Waters, 2014	13	3,985	306.5	
2.	Michael Bishop, 1998	12	3,592	299.3	
3.	Josh Freeman, 2008	12	3,349	279.1	
4.	Josh Freeman, 2007	12	3,313	276.1	
5.	Collin Klein, 2012	13	3,561	273.9	

Career

Rk	Player, Years	Gms	Yds	YPG
1.	Jake Waters, 2013-14	26	6,766	260.2
2.	Michael Bishop, 1997-98	23	5,715	248.5
3.	Josh Freeman, 2006-08	35	8,421	240.6
4.	Chad May, 1993-94	22	4,891	222.3
5.	Eli Roberson, 2000-03	41	7,917	193.1

TDS RESPONSIBLE FOR

Game	Rk	Player vs. /at Opponent, Date	TDs
1.	Collin Klein at West Virginia, 10/20/2012	7 (4r/3p)	
2.	Collin Klein vs. Texas A&M, 11/12/2011	6 (5r/1p)	
	Jonathan Beasley at Oklahoma State, 10/23/99	6 (2r/4p)	

Season

Rk	Player, Year	TDs
1.	Collin Klein, 2011	40
2.	Collin Klein, 2012	39
	Eli Roberson, 2003	39
4.	Michael Bishop, 1998	37
5.	Josh Freeman, 2008	34
	Jonathan Beasley, 2000	34
7.	Jake Waters, 2014	31
8.	Matt Miller, 1995	30
9.	Jake Waters, 2013	24
10.	Three Times (Last: Carson Coffman, 2010)	23

Career

Rk	Player, Year	TDs
1.	Collin Klein, 2009-12	87
2.	Eli Roberson, 2000-03	77
3.	Josh Freeman, 2006-08	64
4.	Jonathan Beasley, 1996-97, 1999-2000	59
	Michael Bishop, 1997-98	59
6.	Jake Waters, 2013-14	55
7.	Darren Sproles, 2001-04	48
8.	Chad May, 1993-94	44
9.	Lynn Dickey, 1968-70	33
10.	Three Times (Last: Daniel Thomas, 2009-10)	32

ANNUAL LEADERS

Year	Name	Rush	Pass	Tot
1948	Gerald Hackney	598	12	610
1949	Hi Faubion	605	76	681
1950	Frank Hooper	21	709	730
1951	Lane Brown	4	500	504
1952	Carl Albacker	-120	559	439
1953	Veryl Switzer	558	27	585
1954	Corky Taylor	529	0	529
1955	Doug Roether	272	0	272
1956	Keith Wilson	341	216	557
1957	Ralph Pfeifer	468	0	468
1958	Les Krull	-43	661	618
1959	John Solmos	27	585	612
1960	John Solmos	102	378	480
1961	Joel Searles	252	0	252
1962	Larry Corrigan	115	441	556
1963	Larry Corrigan	634	215	849
1964	Jerry Condit	450	0	450
1965	Vic Castillo	-47	734	687
1966	Cornelius Davis	1,028	0	1,028
1967	Bill Nossek	-395	1,220	825
1968	Lynn Dickey	-154	1,569	1,415
1969	Lynn Dickey	-120	2,476	2,356
1970	Lynn Dickey	-155	2,163	2,008
1971	Dennis Morrison	53	1,780	1,833
1972	Dennis Morrison	-50	1,596	1,546
1973	Steve Grogan	372	1,050	1,422
1974	Steve Grogan	214	834	1,048

1975	Joe Hatcher	46	432	478
1976	Wendell Henrikson	-142	1,066	924
1977	Wendell Henrikson	-97	882	785
1978	Dan Manucci	-4	1,808	1,804
1979	Darrell Dickey	25	895	920
1980	Darrell Dickey	108	1,004	1,112
1981	Darrell Dickey	246	974	1,220
1982	Darrell Dickey	49	1,225	1,274
1983	Stan Weber	279	672	951
1984	Stan Weber	406	602	1,008
1985	John Welch	-85	659	574
1986	Randy Williams	-28	1,069	1,041
1987	Gary Swim	-116	1,304	1,188
1988	Carl Straw	-194	1,947	1,753
1989	Carl Straw	52	1,095	1,147
1990	Carl Straw	45	2,156	2,201
1991	Paul Watson	42	2,312	2,354
1992	Jason Smargiasso	2	990	992
1993	Chad May	-190	2,682	2,492
1994	Chad May	-172	2,571	2,399
1995	Matt Miller	309	2,059	2,368
1996	Brian Kavanagh	-170	1,893	1,723
1997	Michael Bishop	556	1,557	2,123
1998	Michael Bishop	748	2,844	3,592
1999	Jonathan Beasley	227	1,805	2,032
2000	Jonathan Beasley	499	2,636	3,135
2001	Ell Roberson	643	855	1,498
2002	Ell Roberson	1,032	1,580	2,612
2003	Ell Roberson	975	2,545	3,520
2004	Dylan Meier	232	1,436	1,668
2005	Allan Evridge	203	1,365	1,568
2006	Josh Freeman	-21	1,780	1,759
2007	Josh Freeman	-40	3,353	3,313
2008	Josh Freeman	404	2,945	3,349
2009	Grant Gregory	308	1,096	1,404
2010	Carson Coffman	157	2,060	2,217
2011	Collin Klein	1,141	1,918	3,059
2012	Collin Klein	920	2,641	3,561
2013	Jake Waters	312	2,469	2,781
2014	Jake Waters	484	3,501	3,985
2015	Joe Hubener	613	1,837	2,450
2016	Jesse Ertz	1,012	1,755	2,767

ALL-PURPOSE YARDAGE

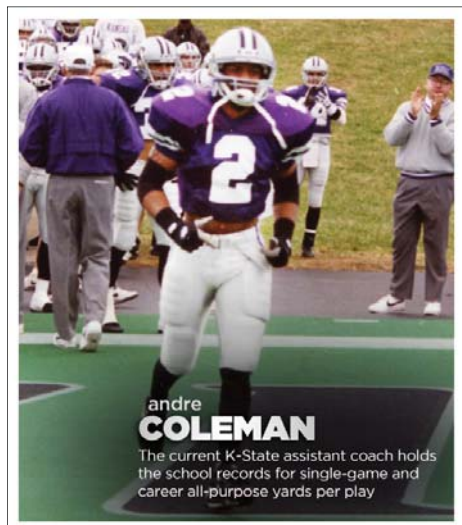
Most Yards Per Play

Game (min. 10 plays)	27.0	Andre Coleman vs. Missouri, 11/13/93 (10 plays, 270 yards)
Season (min. 50 plays)	22.0	Eugene Goodlow, 1978 (55 plays, 1,208 yards)
Career (min. 175 plays)	18.2	Andre Coleman, 1990-93 (189 plays, 3,443 yards)

YARDS PER GAME

Season

Rk	Player, Year	Gms	Yds	YPG
1.	Darren Sproles, 2004	11	2,067	187.9
2.	Darren Sproles, 2003	15	2,735	182.3
3.	Tyler Lockett, 2014	13	2,296	176.6
4.	Brandon Banks, 2009	12	2,097	174.8
5.	Mack Herron, 1969	9	1,547	171.9



ALL-PURPOSE YARDAGE

Game

Rk	Player vs./at Opponent, Date	Rush	Rec	PRet	KRet	Total
1.	Tyler Lockett vs. Oklahoma, 11/23/2013	0	278	0	162	440#
2.	Darren Sproles vs. Louisiana, 9/18/2004	292	6	25	28	351
	Brandon Banks at Oklahoma, 10/31/2009	0	156	0	195	351
4.	Darren Sproles vs. Oklahoma, 12/6/2003	235	88	-1	23	345
5.	Tyler Lockett at Texas, 9/21/2013	0	237	0	96	333
6.	Tyler Lockett at West Virginia, 11/20/2014	0	196	66	59	321
	Mack Herron at Colorado, 11/22/69	21	171	27	102	321
8.	Tyler Lockett at Oklahoma State, 11/5/2011	84	32	6	193	315
9.	Darren Sproles vs. Baylor, 11/1/2003	155	7	20	126	308
10.	Brandon Banks vs. Tennessee Tech, 9/26/2009	1	90	29	183	303

Ranks seventh in NCAA history

Season

Rk	Player, Year	Rush	Rec	PRet	KRet	Total
1.	Darren Sproles, 2003	1,986	287	190	272	2,735
2.	Tyler Lockett, 2014	17	1,515	402	362	2,296
3.	Brandon Banks, 2009	110	705	115	1127	2,097
4.	Darren Sproles, 2004	1,318	223	34	492	2,067
5.	Jordy Nelson, 2007	-7	1,606	264	0	1,863
6.	Tyler Lockett, 2013	10	1,262	4	583	1,859
7.	Darren Sproles, 2002	1,465	99	154	82	1,800
8.	Daniel Thomas, 2010	1,585	171	0	0	1,756
9.	Brandon Banks, 2008	126	1,049	58	498	1,731
10.	Henry Hawthorne, 1970	399	501	116	632	1,648

Career

Rk	Player, Years	Rush	Rec	PRet	KRet	Total
1.	Darren Sproles, 2001-04	4,979	609	378	846	6,812
2.	Tyler Lockett, 2011-14	192	3,710	488	2,196	6,586
3.	Aaron Lockett, 1998-01	69	2,400	845	709	4,023
4.	Brandon Banks, 2008-09	236	1,754	213	1,625	3,828
5.	John Hubert, 2010-13	2,993	415	0	186	3,594
6.	Andre Coleman, 1990-93	67	1,556	362	1,458	3,443
7.	Daniel Thomas, 2009-10	2,850	428	0	25	3,303
8.	Tramaine Thompson, 2010-13	32	1,673	718	794	3,217
9.	J.J. Smith, 1991-94	2,210	546	0	405	3,161
10.	Mack Herron, 1968-69	815	1,244	175	916	3,150

Career

Rk	Player, Years	Gms	Yds	YPG
1.	Mack Herron, 1968-69	19	3,150	165.8
2.	Brandon Banks, 2008-09	24	3,828	159.5
3.	Darren Sproles, 2001-04	45	6,812	151.4
4.	Tyler Lockett, 2011-14	47	6,586	140.1
5.	Daniel Thomas, 2009-10	25	3,303	132.1

1971	Bill Butler	220	1,007	4.6
1972	Don Calhoun	162	974	6.0
1973	Isaac Jackson	252	1,513	6.0
1974	Roscoe Scoby	82	415	5.1
1975	Mike Harris	62	574	9.3
1976	Tony Brown	139	527	3.8
1977	Mack Green	217	980	4.5
1978	Eugene Goodlow	55	1,208	22.0
1979	L.J. Brown	168	813	4.8
1980	L.J. Brown	184	715	3.9
1981	Kilisimasi Toluaou	125	637	5.1
1982	Mike Wallace	39	728	18.7
1983	Greg Dafeferde	163	801	4.9
1984	James Witherspoon	63	459	7.3
1985	Gerald Alphin	34	524	15.4
1986	Tony Jordan	218	939	4.3
1987	Tony Jordan	192	828	4.3
1988	Greg Washington	71	930	13.1
1989	Michael Smith	84	947	11.3
1990	Michael Smith	64	944	14.8
1991	Eric Gallon	245	1,349	5.5
1992	Gerald Benton	84	1,083	12.9
1993	Andre Coleman	87	1,581	18.2
1994	J.J. Smith	282	1,644	5.8
1995	Mitch Running	86	1,154	13.4
1996	Mike Lawrence	240	1,321	5.5
1997	Eric Hickson	179	944	5.3
1998	Darnell McDonald	75	1,092	14.6
1999	Quincy Morgan	45	1,051	23.4
2000	Aaron Lockett	79	1,459	18.5
2001	Josh Scobey	253	1,370	5.4
2002	Darren Sproles	265	1,800	6.8
2003	Darren Sproles	360	2,735	7.6
2004	Darren Sproles	303	2,067	6.8
2005	Jermaine Moreira	64	889	13.8
2006	Leon Patton	128	1,056	8.3
2007	Jordy Nelson	130	1,863	14.3
2008	Brandon Banks	97	1,731	17.8
2009	Brandon Banks	123	2,097	17.1
2010	Daniel Thomas	325	1,756	5.4
2011	John Hubert	240	1,158	4.8
2012	Tyler Lockett	75	1,474	19.7
2013	Tyler Lockett	107	1,859	17.4
2014	Tyler Lockett	148	2,296	15.5
2015	Morgan Burns	35	1,138	32.5
2016	Byron Pringle	70	1,364	104.9

CAREER 2,000 ALL-PURPOSE YARDS

Rk	Player, Years	Tot
1.	Darren Sproles, 2001-04	6,812
2.	Tyler Lockett, 2011-14	6,586
3.	Aaron Lockett, 1998-2001	4,023
4.	Brandon Banks, 2008-09	3,828
5.	John Hubert, 2010-13	3,594
6.	Andre Coleman, 1990-93	3,443
7.	Daniel Thomas, 2009-10	3,303
8.	Tramaine Thompson, 2010-13	3,217
9.	J.J. Smith, 1991-94	3,161
10.	Mack Herron, 1968-69	3,150
11.	Isaac Jackson, 1971-73	3,137
12.	Jordy Nelson, 2005-07	3,080
13.	Kevin Lockett, 1993-96	3,046
14.	Eric Hickson, 1994-98	3,025
15.	Michael Smith, 1988-91	3,003
16.	Mike Lawrence, 1994-97	2,984
17.	David Allen, 1997-2000	2,840
18.	Ell Roberson, 2000-03	2,818
19.	Collin Klein, 2009-12	2,523
20.	Eric Gallon, 1989, 91-92	2,476
21.	Mitch Running, 1992-95	2,472
22.	Jermaine Moreira, 2003-06	2,421
23.	Quincy Morgan, 1999-2000	2,388
24.	Yamon Figurs, 2004-06	2,275
25.	Henry Hawthorne, 1969-70	2,230
26.	Cornelius Davis, 1966-68	2,209
27.	Charles Jones, 2014-16	2,188
28.	Josh Scobey, 2000-01	2,117

ANNUAL LEADERS

Year	Player	Plays	Yds	Avg
1968	Mack Herron	141	1,603	11.4
1969	Mack Herron	202	1,547	7.7
1970	Henry Hawthorne	158	1,648	10.4

TEAM

POINTS

First Quarter

Rk	Opponent, Date	Pts
1.	vs. Missouri, 11/20/99	35
2.	vs. Ball State, 9/16/2000	34
3.	vs. Montana State, 9/6/2008	31
4.	at Kansas, 11/2/2002	30
5.	Four Times (Last: at Kansas, 11/28/2015)	28

Second Quarter

1.	vs. Northern Illinois, 9/12/98	34
2.	vs. Western Kentucky, 8/31/2002	31
	at Kansas, 10/7/2000	31
4.	Many Times (Last: vs. TCU, 10/10/2015)	28

Third Quarter

1.	vs. Kansas, 10/6/2012	28
	vs. Iowa State, 11/9/2002	28
3.	Three Times (Last: at Iowa State, 11/8/2003)	24

Fourth Quarter

1.	vs. Missouri State, 9/1/2012	35
2.	vs. Colorado, 11/17/84	24
3.	Many Times (Last: vs. Iowa State, 11/2/2013)	21

First Half

1.	vs. Northern Illinois, 9/12/98	59
2.	vs. New Mexico State, 9/22/2001	50
3.	vs. Ball State, 9/16/2000	48
4.	vs. Louisiana-Monroe, 9/7/2002	47
5.	vs. Montana State, 9/6/2008	45

Second Half

1.	vs. Louisiana-Monroe, 9/26/98	45
2.	vs. Missouri State, 9/1/2012	42
	vs. Texas Tech, 10/27/2012	42
4.	vs. Bowling Green State, 9/27/97	38
5.	vs. Northern Illinois, 9/30/95	37

Overtime

1.	vs. Texas A&M, 11/12/2011	22
2.	vs. Louisiana Tech, 9/19/2015	16
3.	vs. Texas A&M, 12/5/1998	6

Game

1.	vs. Ball State, 9/16/2000	76
2.	at Drury, 10/17/1910	75
3.	vs. Northern Illinois, 9/12/98	73
4.	vs. Wichita State, 11/20/1909	71
5.	vs. Montana State, 9/6/2008	69
6.	vs. Louisiana-Monroe, 9/7/2002	68
7.	vs. Akron, 9/23/95	67
8.	vs. Missouri, 11/20/99	66
	vs. Indiana State, 9/5/98	66
10.	at Kansas, 11/2/2002	64
	vs. New Mexico State, 9/22/2001	64

Other Times Hitting 60 or More Points

12.	vs. Florida Atlantic, 9/17/2016	63
	vs. Eastern Illinois, 9/14/2002	63
14.	vs. Texas A&M, 10/17/2009	62
	vs. Louisiana-Monroe, 9/26/98	62
16.	vs. Washington U. (St. Louis), 10/20/1917	61
	vs. Missouri State, 9/15/2007	61
18.	vs. Southwestern, 10/23/1909	60
	vs. Haskell Institute, 11/17/1905	60

Season

Rk	Year	Pts
1.	2002	582
2.	1998	576
3.	2003	549
4.	2000	514
5.	2012	505
6.	2014	465
7.	2010	437
8.	1999	433
9.	2013	432
10.	2007	422

Fewest Points

Game	0, Many Times (Last: vs. Oklahoma, 10/17/2015)
Season	39 (1962 - 10 games)

POINTS PER GAME

Season	Rk	Year	Gms	Pts	PPG
1.	1998	12	576	48.0	
2.	2002	13	582	44.8	
3.	2000	13	514	39.5	
4.	1999	11	433	39.4	
5.	2012	13	505	38.8	
6.	2003	15	549	36.6	
7.	2014	13	465	35.8	
8.	2007	12	422	35.2	
9.	1995	11	386	35.1	
10.	2008	12	419	34.9	

Fewest Points Per Game

Season	3.9 (1962 - 10 games)
--------	-----------------------

TOUCHDOWNS

Game	Rk	Opponent, Date	TDs
1.	vs. Ball State, 9/16/2000	11	
2.	vs. Louisiana-Monroe, 9/7/2002	10	
3.	Many Times (Last: vs. Florida Atlantic, 9/17/2016)	9	

Season

Rk	Year	TDs
1.	2002	79
2.	2003	73
	1998	73
4.	2000	66
5.	2012	64

Fewest Touchdowns

Game	0, Many Times (Last: vs. Oklahoma, 10/17/2015)
Season	6 (1962 - 10 games)

EXTRA POINTS MADE

Game	Rk	Opponent, Date	Ex Pts
1.	vs. Florida Atlantic, 9/17/2016	9	
	vs. Missouri, 11/20/99	9	
3.	Many Times (Last: vs. Kansas, 10/6/2012)	8	

Season

Rk	Year	Ex Pts
1.	1998	70
2.	2003	67
3.	2002	65
4.	2012	64
5.	2000	59

Fewest Extra-Point Kicks Made

Game	0, Many Times (Last: vs. Oklahoma, 10/17/2015)
Season	3 (1962 - 10 games)

EXTRA POINTS ATTEMPTED

Game	Rk	Opponent, Date	Ex Pts
1.	vs. Louisiana-Monroe, 9/7/2002	10	
	vs. Ball State, 9/16/2000	10	
3.	Many Times (Last: vs. Florida Atlantic, 9/17/2016)	9	

Season

Rk	Year	Ex Pts
1.	2002	74
2.	1998	71
3.	2003	68
4.	2012	64
5.	2000	62

Fewest Extra-Point Kick Attempts

Game	0, Many Times (Last: vs. Oklahoma, 10/17/2015)
Season	4 (1966 - 10 games)

EXTRA-POINT PERCENTAGE

Season	Rk	Year	EP	Att	Pct
1.	15 Teams				100.0
Best Perfect Years:					
		2012	64	64	1.000
		2015	44	44	1.000

TWO-POINT CONVERSIONS

Game	Rk	Opponent, Date	2 Pt Conv.
1.	at Oklahoma, 11/11/89	2	
	at Iowa State, 10/21/72	2	
3.	Many Times (Last: vs. UCLA, 1/2/2015)	1	

Season (Since 1972)

Rk	Year	2 Pt Conv.
1.	1989	6
2.	Many Times (Last: 2010)	3

FIELD GOALS MADE

Game	Rk	Game, Date	FGM
1.	at Texas, 10/2/99	5	
2.	Many Times (Last: vs. Louisiana Tech, 9/19/2015)	4	

Season

Rk	Year	FGM
1.	2014	23
2.	2007	22
	1998	22
4.	2015	19
	2012	19
	1999	19
	1997	19

Fewest Field Goals Made

Game	0, Many Times (Last: vs. Kansas, 11/16/2016)
Season	0, Many Times (Last: 1962 - 10 games)

FIELD GOALS ATTEMPTED

Game	Rk	Game, Date	FGA
1.	at West Virginia, 11/20/2014	6	
	at Kansas, 10/31/98	6	
3.	Many Times (Last: at Baylor, 10/27/2007)	5	

Season

Rk	Year	FGA
1.	1998	31
2.	2014	29
3.	2007	28
4.	2006	24
	1999	24

Fewest Field Goal Attempts

Game	0, Many Times (Last: at TCU, 11/8/2014)
Season	5 (1972 - 11 games)

FIELD GOAL PERCENTAGE

Game	Rk	Opponent, Date	FG	FGA	Pct
1.	Many Times				1.000
Best Perfect Game: at Texas, 10/2/99					
			5	5	1.000

Season

Rk	Year	FG	FGA	Pct
1.	1997	19	20	95.0
2.	2015	19	21	90.5
3.	1985	7	8	87.5
4.	2004	13	15	86.7
5.	2000	17	20	85.0

Lowest Field Goal Percentage

Season	12.5 [1-for-8] (1978 - 11 games)
--------	----------------------------------

INDIVIDUAL

POINTS

Rk	Player vs./at Opponent, Date	Pts (How)
1.	Collin Klein vs. Texas A&M, 11/12/2011	30 (5 TDs)
	Jonathan Beasley vs. North Texas, 9/23/2000	30 (5 TDs)
3.	Ralph Graham at Kansas Wesleyan, 10/7/32	28 (4 TDs/4 XP)
4.	17 Times	24

Last: Alex Barnes at Baylor, 11/19/2016

Season

Rk	Player, Year	TD	FG	XP	Pts
1.	Collin Klein, 2011	27	—	—	162
2.	Collin Klein, 2012	23	—	—	138
3.	Martin Gramatica, 1998	—	22/31	69/69	135
4.	Mack Herron, 1969	21	—	—	126
5.	Anthony Cantele, 2012	—	19/23	64/64	121
6.	Daniel Thomas, 2010	19	—	1 (2XP)	116
7.	Darren Sproles, 2003	19	—	—	114
8.	Brooks Rossman, 2007	0	22/28	44/46	110
9.	Darren Sproles, 2002	17	—	1 (2XP)	104
	Jonathan Beasley, 2000	17	—	1 (2XP)	104

Season By Class

Senior		
Rk	Player, Year	Pts
1.	Collin Klein, 2012	138
2.	Martin Gramatica, 1998	135
3.	Mack Herron, 1969	126
4.	Anthony Cantele, 2012	121
5.	Daniel Thomas, 2010	116

Junior		
Rk	Player, Year	Pts
1.	Collin Klein, 2011	162
2.	Darren Sproles, 2003	114
3.	Brooks Rossman, 2007	110
4.	Joe Rheem, 2003	103
5.	Anthony Cantele, 2011	99

Sophomore		
Rk	Player, Year	Pts
1.	Darren Sproles, 2002	104
2.	Charles Jones, 2014	84
3.	Jack Cantele, 2013	73
4.	Winston Dimel, 2016	72
5.	Daniel Sams, 2013	66

Freshman		
Rk	Player, Year	Pts
1.	Matthew McCrane, 2014	95
2.	Martin Gramatica, 1994	56
3.	Jamie Rheem, 1996	55
4.	Tate Wright, 1990	53
5.	Winston Dimel, 2015	48

Career

Rk	Player, Years	Pts (How)
1.	Martin Gramatica, 1994-95, 97-98	349 (54/70 FG, 187/192 XP)
2.	Collin Klein, 2009-12	342 (57 TDs)
3.	Darren Sproles, 2001-04	292 (48 TDs, 2 2XP)
4.	Joe Rheem, 2001-04	291 (38/50 FG, 173/183 XP)
5.	Jamie Rheem, 1996-97, 99-2000	252 (39/49 FG, 135/138 XP)
6.	El Roberson, 2000-03	248 (40 TDs, 4 2XP)
7.	Anthony Cantele, 2010-12	235 (37/48 FG, 118/120 XP)
8.	Tyler Lockett, 2011-14	212 (35 TDs, 1 2XP)
9.	Tate Wright, 1990-93	196 (31/51 FG, 103/113 XP)
	Ralph Graham, 1931-33	196 (13 XP, 31 TDs)

KICK SCORING

Rk	Player vs./at Opponent, Date	Pts
1.	Martin Gramatica at Kansas, 10/31/98	18 (4 FG, 6 PAT)
2.	Brooks Rossman at Colorado, 10/13/2007	17 (4 FG, 5 PAT)
	Jamie Rheem at Texas, 10/2/99	17 (5 FG, 2 PAT)
4.	Joe Rheem vs. Louisiana, 9/18/2004	16 (4 FG, 4 PAT)
	Jamie Rheem vs. Utah State, 10/16/99	16 (4 FG, 4 PAT)
	Martin Gramatica vs. Noorthern Illinois, 9/12/98	16 (3 FG, 7 PAT)
	Martin Gramatica vs. Bowling Green, 9/27/97	16 (3 FG, 7 PAT)

Season

Rk	Player, Year	Pts
1.	Martin Gramatica, 1998	135 (22 FG, 69 PAT)
2.	Anthony Cantele, 2012	121 (19 FG, 64 PAT)
3.	Brooks Rossman, 2007	110 (22 FG, 44 PAT)
4.	Joe Rheem, 2003	103 (12 FG, 67 PAT)
5.	Jamie Rheem, 2000	100 (17 FG, 49 PAT)

Career

Rk	Player, Years	Pts
1.	Martin Gramatica, 1994-95, 1997-98	349 (54 FG, 187 PAT)
2.	Joe Rheem, 2001-04	291 (38 FG, 177 PAT)
3.	Jamie Rheem, 1996-97, 1999-2000	252 (39 FG, 135 PAT)
4.	Anthony Cantele, 2010-12	229 (37 FG, 118 PAT)
5.	Tate Wright, 1990-93	196 (31 FG, 103 PAT)

TOUCHDOWNS

Rk	Player vs./at Opponent, Date	TDs
1.	Collin Klein vs. Texas A&M, 11/12/2011	5
	Jonathan Beasley vs. North Texas, 9/23/2000	5
3.	17 Times (Last: Alex Barnes at Baylor, 11/19/2016)	4

Season

Rk	Player, Year	TDrn	TDrc	TDrt	Tot
1.	Collin Klein, 2011	27	—	—	27
2.	Collin Klein, 2012	23	—	—	23
3.	Mack Herron, 1969	20	1	—	21
4.	Daniel Thomas, 2010	19	—	—	19
	Darren Sproles, 2003	16	2	1	19
6.	Darren Sproles, 2002	17	—	—	17
	Jonathan Beasley, 2000	17	—	—	17
8.	John Hubert, 2012	16	—	—	16
	El Roberson, 2002	16	—	—	16
	Josh Scobey, 2000	16	—	—	16
	Bill Butler, 1971	14	2	—	16

Career

Rk	Player, Years	TDrn	TDrc	TDrt	Tot
1.	Collin Klein, 2009-12	56	1	—	57
2.	Darren Sproles, 2001-04	45	2	1	48
3.	El Roberson, 2000-03	40	—	—	40
4.	Tyler Lockett, 2011-14	—	29	6	35
5.	John Hubert, 2010-13	28	3	—	31
	Josh Scobey, 2000-01	31	—	—	31
	Mack Herron, 1968-69	23	5	3	31
8.	Daniel Thomas, 2009-10	30	—	—	30
9.	Eric Hickson, 1994-95, 97-98	26	2	—	28
10.	Jonathan Beasley, 1996-97, 99-00	26	—	—	26
	Kevin Lockett, 1993-96	—	26	—	26

EXTRA POINTS MADE

Rk	Player vs./at Opponent, Date	XP	XPA
1.	Matthew McCrane vs. Florida Atlantic, 9/17/2016	9	9
	Brooks Rossman vs. Montana State, 9/6/2008	9	9
	Jamie Rheem vs. Missouri, 11/20/99	9	9
	Martin Gramatica vs. Indiana State, 9/5/98	9	9
5.	Anthony Cantele vs. Kansas, 10/6/2012	8	8
	Anthony Cantele at Kansas, 10/22/2011	8	8
	Josh Cherry at Kansas, 10/14/2010	8	8
	Josh Cherry vs. Texas A&M, 10/17/2009	8	8
	Brooks Rossman vs. Missouri State, 9/15/2007	8	8
	Joe Rheem at Kansas, 11/2/2002	8	8
	Jamie Rheem vs. Iowa State, 11/4/2000	8	8
	Jamie Rheem vs. Indiana State, 9/7/96	8	8

Season

Rk	Player, Year	XP	XPA
1.	Martin Gramatica, 1998	69	69
2.	Joe Rheem, 2003	68	68
3.	Anthony Cantele, 2012	64	64
4.	Brooks Rossman, 2008	54	55
5.	Joe Rheem, 2002	53	58
6.	Jamie Rheem, 2000	49	50
7.	Anthony Cantele, 2011	48	49
8.	Josh Cherry, 2010	47	47
9.	Brooks Rossman, 2007	44	46
10.	Jamie Rheem, 1996	43	43
	Martin Gramatica, 1995	43	46

Career

Rk	Player, Years	XP	XPA
1.	Martin Gramatica, 1994-95, 97-98	187	192
2.	Joe Rheem, 2001-04	177	187
3.	Jamie Rheem, 1996-97, 99-2000	135	138
4.	Anthony Cantele, 2010-12	118	120
5.	Tate Wright, 1990-93	103	113
6.	Brooks Rossman, 2007-08	98	101
7.	Matthew McCrane, 2014-16	85	86
8.	Jack Cantele, 2013-15	80	82
9.	Steve Willis, 1981-84	76	78
	Josh Cherry, 2007-10	76	79

Consecutive Extra Points Made

Season	69, Martin Gramatica (1998)
Career	96, Anthony Cantele (2011-12)

EXTRA POINTS ATTEMPTS

Rk	Player vs./at Opponent, Date	XP	XPA
1.	Matthew McCrane vs. Florida Atlantic, 9/17/2016	9	9
	Brooks Rossman vs. Montana State, 9/6/2008	9	9
	Jamie Rheem vs. Missouri, 11/20/99	9	9
	Martin Gramatica vs. Indiana State, 9/5/98	9	9
5.	Eight Times (Last: Anthony Cantele vs. KU, 10/6/2012)	8	8

Season

Rk	Player, Year	XP	XPA
1.	Martin Gramatica, 1998	69	69
2.	Joe Rheem, 2003	67	68
3.	Anthony Cantele, 2012	64	64
4.	Joe Rheem, 2002	53	58
5.	Brooks Rossman, 2008	54	55
6.	Jamie Rheem, 2000	49	50
7.	Anthony Cantele, 2011	48	49
8.	Josh Cherry, 2010	47	47
9.	Brooks Rossman, 2007	44	46
10.	Jamie Rheem, 1996	43	43

Career

Rk	Player, Years	XP	XPA
1.	Martin Gramatica, 1994-95, 97-98	187	192
2.	Joe Rheem, 2001-04	177	187
3.	Jamie Rheem, 1996-97, 99-2000	135	138
4.	Anthony Cantele, 2010-12	118	120
5.	Tate Wright, 1990-93	103	113
6.	Brooks Rossman, 2007-08	98	101
7.	Matthew McCrane, 2014-16	85	86
8.	Jack Cantele, 2013-15	80	82
9.	Josh Cherry, 2007-10	76	79
10.	Steve Willis, 1981-84	76	78

EXTRA-POINT PERCENTAGE

Rk	Player vs./at Opponent, Date	EP	Att	Pct
1.	Matthew McCrane vs. FAU, 9/17/2016	9	9	100.0
	Brooks Rossman vs. Montana St., 9/6/2008	9	9	100.0
	Jamie Rheem vs. Missouri, 11/20/99	9	9	100.0
	Martin Gramatica vs. Indiana St., 9/5/98	9	9	100.0
5.	Eight Times (Last: Anthony Cantele vs. Kansas, 10/6/2012)	8	8	100.0

Season (Min. 20 Attempts)

Rk	Player, Year	EP	Att	Pct
1.	Martin Gramatica, 1998	69	69	100.0
	Anthony Cantele, 2012	64	64	100.0
	Josh Cherry, 2010	47	47	100.0
	Jamie Rheem, 1996	43	43	100.0
	Jeff Snodgrass, 2006	32	32	100.0
	Matthew McCrane, 2016	29	29	100.0
	Jack Cantele, 2015	29	29	100.0
	Steve Willis, 1984	21	21	100.0
	Steve Willis, 1982	21	21	100.0

Career (Min. 100 Attempts)

Rk	Player, Years	EP	Att	Pct
1.	Anthony Cantele, 2010-12	118	120	98.3
2.	Jamie Rheem, 1996-97, 1999-2000	135	138	97.8
3.	Martin Gramatica, 1994-95, 1997-98	187	192	97.4
4.	Brooks Rossman, 2007-08	98	102	96.1
5.	Joe Rheem, 2001-04	177	187	94.7

FIELD GOALS MADE

Rk	Player vs./at Opponent, Date	FG	FGA
1.	Jamie Rheem at Texas, 10/2/99	5	5
	(Made from 22, 23, 32, 27, 20)		
2.	Jack Cantele vs. Louisiana Tech, 9/19/2015	4	4
	Jack Cantele vs. TCU, 11/16/2013	4	4
	Josh Cherry vs. Missouri, 11/14/2009	4	4
	Joe Rheem vs. Louisiana, 9/18/2004	4	4
	Jamie Rheem vs. Utah State, 10/16/99	4	4
	Matthew McCrane at West Virginia, 11/20/2014	4	5
	Brooks Rossman at Colorado, 10/13/2007	4	5
	Martin Gramatica vs. Texas A&M, 12/5/98	4	5
	Martin Gramatica at Kansas, 10/31/98	4	6

Season

Rk	Player, Year	FG	FGA
1.	Brooks Rossman, 2007	22	28
	Martin Gramatica, 1998	22	31
3.	Anthony Cantele, 2012	19	23
	Martin Gramatica, 1997	19	20
5.	Matthew McCrane, 2014	18	19
	Jamie Rheem, 1999	18	21
7.	Anthony Cantele, 2011	17	23
	Jeff Snodgrass, 2006	17	24
	Jamie Rheem, 2000	17	20
10.	Joe Rheem, 2004	13	15
	Steve Willis, 1982	13	20

Career

Rk	Player, Years	FG	FGA
1.	Martin Gramatica, 1994-95, 97-98	54	70
2.	Jamie Rheem, 1996-97, 99-2000	39	49
3.	Joe Rheem, 2001-04	38	50
4.	Anthony Cantele, 2010-12	37	48
	Mark Porter, 1985-88	37	54
	Steve Willis, 1981-84	37	58
7.	Matthew McCrane, 2014-16	36	40
8.	Brooks Rossman, 2007-08	31	40
	Tate Wright, 1990-93	31	51
10.	Jeff Snodgrass, 2004-06	27	40

50-YARD FIELD GOALS

Season

Rk	Player, Year	No.
1.	Jeff Snodgrass, 2006	3
	Martin Gramatica, 1997	3
3.	Five Times (Last: Matthew McCrane, 2014)	2

Career

Rk	Player, Years	No.
1.	Jeff Snodgrass, 2005-06	5
	Martin Gramatica, 1994-95, 97-98	5
3.	Mark Porter, 1985-88	4
4.	Five Times (Last: Matthew McCrane, 2014-16)	2

50-Yard Field Goals Made

Rk	Player vs./at Opponent, Date	Long
1.	Martin Gramatica vs. Northern Illinois, 9/12/98	65#
2.	Mark Porter vs. Nebraska, 10/22/88	61
3.	Bill Sinovic vs. BYU, 9/11/76	58
4.	Jeff Snodgrass vs. North Texas, 9/24/2005	57
	Jamie Rheem vs. Utah State, 10/16/99	57
6.	Martin Gramatica vs. Indiana State, 9/5/98	55
	Martin Gramatica vs. Ohio, 9/13/97	55
8.	Anthony Cantele vs. Oklahoma, 10/29/2011	54
9.	Matthew McCrane vs. Oklahoma State, 11/1/2014	53
	Brooks Rossman at Colorado, 10/18/2008	53
	Jeff Snodgrass vs. Nebraska, 10/14/2006	53
	Mark Porter at Oklahoma, 10/15/88	53
	Max Arreguin vs. Iowa State, 10/18/69	53
14.	Matthew McCrane vs. Kansas, 11/29/2014	52
	Brooks Rossman at Colorado, 10/13/2007	52
	Jeff Snodgrass vs. Illinois State, 9/2/2006	52
	Joe Rheem at Colorado, 11/13/2004	52
	Martin Gramatica vs. Colorado, 11/15/97	52
	Martin Gramatica vs. Ohio, 9/13/97	52
	Steve Willis vs. Oklahoma State, 11/3/84	52
21.	Jeff Snodgrass vs. Texas, 11/11/2006	51
	Jeff Snodgrass vs. Colorado, 10/29/2005	51
	Joe Rheem vs. Iowa State, 11/20/2004	51
	Jamie Rheem vs. Nebraska, 10/5/96	51
	Mark Porter at Oklahoma State, 11/9/85	51
26.	Tate Wright vs. Kansas, 10/9/93	50
	Mark Porter vs. Colorado, 11/22/86	50
	Max Arreguin at Nebraska, 11/9/68	50

Longest kick in NCAA history without use of tee

Consecutive Field Goals Made

Season	15, Jamie Rheem (10/2/99 - 11/13/99)
Career	15, Jamie Rheem (1996-97, 99-2000) (10/2/99 - 11/13/99)

FIELD GOAL ATTEMPTS

Game

Rk	Player vs./at Opponent, Date	FG	FGA
1.	Martin Gramatica at Kansas, 10/31/98	4	6
2.	Jamie Rheem at Texas, 10/2/99	5	5
	Matthew McCrane at West Virginia, 11/20/2014	4	5
	Brooks Rossman at Colorado, 10/13/2007	4	5
	Martin Gramatica vs. Texas A&M, 12/5/98	4	5
	Brooks Rossman at Baylor, 10/28/2007	3	5
	Tate Wright at Oklahoma State, 11/23/91	3	5

Season

Rk	Player, Year	FG	FGA
1.	Martin Gramatica, 1998	22	31
2.	Brooks Rossman, 2007	22	28
3.	Jeff Snodgrass, 2006	17	24
4.	Anthony Cantele, 2012	19	23
	Anthony Cantele, 2011	17	23
6.	Jamie Rheem, 1999	18	21
7.	Josh Cherry, 2009	12	20
	Jamie Rheem, 2000	17	20
	Martin Gramatica, 1997	19	20
	Steve Willis, 1982	13	20

Career

Rk	Player, Years	FG	FGA
1.	Martin Gramatica, 1994-95, 97-98	54	70
2.	Steve Willis, 1981-84	37	58
3.	Mark Porter, 1985-88	37	54
4.	Tate Wright, 1990-93	31	51
5.	Joe Rheem, 2001-04	38	50
6.	Jamie Rheem, 1996-97, 99-2000	39	49
7.	Anthony Cantele, 2010-12	37	48
8.	Matthew McCrane, 2014-16	36	40
	Brooks Rossman, 2007-08	31	40
	Jeff Snodgrass, 2004-06	27	40

FIELD GOAL PERCENTAGE

Game (Min. 4 attempts)

Rk	Player vs./at Opponent, Date	FG	FGA	Pct
1.	Jamie Rheem at Texas, 10/2/99	5	5	100.0
2.	Four Times	4	4	100.0
	Last: Jack Cantele vs. Louisiana Tech, 9/19/2015			

Season (Min. 10 attempts)

Rk	Player, Year	FG	FGA	Pct
1.	Martin Gramatica, 1997	19	20	95.0
2.	Matthew McCrane, 2014	18	19	94.7
3.	Jamie Rheem, 1999	18	21	85.7
4.	Joe Rheem, 2004	13	15	86.7
5.	Jack Cantele, 2015	12	14	85.7

Career (Minimum 20 attempts)

Rk	Player, Years	FG	FGA	Pct
1.	Matthew McCrane, 2014-16	36	40	90.0
2.	Jamie Rheem, 1996-97, 99-2000	39	49	79.6
3.	Brooks Rossman, 2007-08	31	40	77.5
4.	Jack Cantele, 2013-15	28	36	77.8
5.	Martin Gramatica, 1994-95, 97-98	54	70	77.1

Two-Point Conversions Made

Game	1, Many Times
	Last: Jake Waters to Tyler Lockett vs. UCLA, 1/2/2015
Season	3, Al Jones (1989)
Career	4, Eli Roberson (2000-03)
	4, John Liebe (1976-77, 79-80)

Defensive Extra-Points (NCAA Rule Began in 1988)

Game	1, Four Times
	(Last: Nigel Malone vs. Arkansas, 1/6/2012 - 68-yard blocked kick return)

ANNUAL SCORING LEADERS

Year	Name	TD	PAT	FG	Pts
1948	Two with 18 points	-	-	-	18
1949	Hi Faubion	7	0	0	42
1950	Ted Maupin	3	0	0	18
1951	Lane Brown	1	7	0	13
1952	Jack McShulskis	3	0	0	18
1953	Veryl Switzer	8	1	0	49
1954	Corky Taylor	8	0	0	48
1955	Ralph Pfeifer	6	0	0	36
1956	Gene Keady	7	1	0	43
1957	Ralph Pfeifer	4	0	0	24
1958	Ben Grosse	3	8	5	41
1959	Dale Evans	4	0	0	24
1960	Ron Blaylock	2	9	1	24
1961	Ron McDonald	2	0	0	12
1962	Willis Crenshaw	2	0	0	12
1963	Ralph McFillen	3	2	0	20
1964	Jerry Condit	4	0	0	24
1965	Henry Howard	2	0	0	12
1966	Cornelius Davis	6	0	0	36
1967	Cornelius Davis	9	0	0	54
1968	Mack Herron	10	2	0	62
1969	Mack Herron	21	0	0	126
1970	Henry Hawthorne	9	0	0	54
1971	Bill Butler	16	0	0	96
1972	Isaac Jackson	6	2	0	38
1973	Isaac Jackson	10	0	0	60
1974	David Cheves	0	17	6	35
1975	Bill Sinovic	0	9	6	27
1976	Tony Brown	7	0	0	42
1977	Paul Coffman	3	2	0	20
1978	Roosevelt Duncan	8	0	0	48
1979	L.J. Brown	5	0	0	30
1980	L.J. Brown	7	0	0	42
1981	Mark Hundley	6	0	0	36
1982	Steve Willis	0	21	13	60
1983	Steve Willis	0	19	7	40
1984	Steve Willis	0	21	10	51
1985	Mark Porter	0	6	7	27
1986	Mark Porter	0	11	11	44
1987	Mark Porter	0	13	8	37
1988	Greg Washington	9	0	0	54
1989	David Kruger	0	5	7	26
1990	Pat Jackson	9	0	0	54
1991	Eric Gallon	9	0	0	54
1992	Jason Smargiasso	8	0	0	48
1993	J.J. Smith	12	0	0	72
1994	J.J. Smith	11	0	0	66
1995	Kevin Lockett	13	0	0	78
1996	Mike Lawrence	10	0	0	60
1997	Martin Gramatica	0	37	19	94
1998	Martin Gramatica	0	69	22	135
1999	Jamie Rheem	0	41	18	95
2000	Jonathan Beasley	17	1	0	104
2001	Josh Scobey	15	0	0	90
2002	Darren Sproles	17	1	0	104
2003	Darren Sproles	19	0	0	114
2004	Joe Rheem	0	37	13	76
2005	Jordy Nelson	9	0	0	54
2006	Jeff Snodgrass	0	32	17	83
2007	Brooks Rossman	0	44	22	110
2008	Josh Freeman	14	1	0	86
2009	Daniel Thomas	11	0	0	66
2010	Daniel Thomas	19	1	0	116
2011	Collin Klein	27	0	0	162
2012	Collin Klein	23	0	0	138
2013	Jack Cantele	0	40	11	73
2014	Matthew McCrane	0	41	18	95
2015	Joe Hubener	13	0	0	78
2016	Winston Dimel/Jesse Ertz	0	0	0	72

TEAM

ATTEMPTS

Game	Rk	Opponent, Date	Att	Yds
1. Many Times			16	
Last: Unknown				

Season

Rk	Year	Att	Yds
1.	1985	86	3,484
2.	1992	84	3,658
	1975	84	3,283
4.	1977	83	3,267
5.	1986	81	3,099
6.	1951	80	2,976
7.	1968	77	3,251
8.	1961	76	2,538
9.	1972	75	2,951
10.	1987	74	2,309
	1976	74	2,756

Fewest Punts

Game	0, Many Times (Last: vs. Tennessee Tech, 9/26/2009)
Season	31 (1998 - 12 games)

YARDAGE

Season

Rk	Year	Att	Yds
1.	1992	84	3,658
2.	1985	86	3,484
3.	1975	84	3,283
4.	1977	83	3,267
5.	1968	77	3,251
6.	1986	81	3,099
7.	1980	72	2,991
8.	1967	72	2,986
9.	1951	80	2,976
10.	2015	71	2,966

Fewest Yards

Game	0, vs. Tennessee Tech, 9/26/2009
Season	1,315 (1998 - 12 games)

AVERAGE

Game (Min. 4 attempts)

Rk	Opponent, Date	Att	Yds	Avg.
1.	vs. Texas, 9/19/98	4	241	60.25
2.	vs. Colorado, 10/18/2003	4	219	54.75
3.	at Colorado, 10/24/92	13	685	52.69
4.	at Kansas, 11/18/2006	4	208	52.00
5.	at Tulsa, 9/23/78	8	404	50.50
	vs. Pacific, 9/28/74	4	202	50.50

Season

Rk	Year	Att	Yds	Avg.
1.	2007	58	2,583	44.53
2.	1997	47	2,054	43.70
3.	1992	84	3,658	43.55
4.	2016	54	2,329	43.13
5.	1998	31	1,315	42.42
6.	1968	77	3,251	42.22
7.	1996	58	2,426	41.83
8.	2015	71	2,966	41.77
9.	1980	72	2,991	41.54
10.	1967	72	2,986	41.47

Lowest Average Per Game

Season	31.2 [74 punts for 2,309 yards] (1987 - 11 games)
--------	---

INDIVIDUAL

ATTEMPTS

Game	Rk	Player vs./at Opponent, Date	Att	Yds
1. Many Times			12	
Last: Sean Snyder vs. Oklahoma State, 11/21/92				

Season

Rk	Player, Year	Att	Yds
1.	Don Birdsey, 1977	83	3,267
2.	Sean Snyder, 1992	80	3,572
3.	Troy Faunce, 1986	79	3,099
4.	Bill Sinovic, 1975	78	3,110
5.	Bob Coble, 1968	77	3,251
6.	Troy Faunce, 1985	74	3,127
	Bill Sinovic, 1976	74	2,756
	Joe Brandt, 1972	74	2,951
	Bob Ballard, 1965	74	2,927
10.	Don Birdsey, 1980	72	2,991

Career

Rk	Player, Years	Att	Yds
1.	Don Birdsey, 1977-80	283	11,422
2.	Scott Fullhage, 1981-84	254	10,284
3.	Tim Reyer, 2004-07	220	9,295
4.	Bob Coble, 1966-68	209	8,770
5.	Ryan Doerr, 2009-12	203	8,334
6.	James Garcia, 1995-98	167	7,211
7.	Nick Walsh, 2014-16	160	6,700
8.	Joe Brandt, 1970-72	159	6,097
9.	Troy Faunce, 1985-86	153	6,226
10.	Bill Sinovic, 1975-76	152	5,866

YARDAGE

Season

Rk	Player, Year	Att	Yds
1.	Sean Snyder, 1992	80	3,572
2.	Don Birdsey, 1977	83	3,267
3.	Bob Coble, 1968	77	3,251
4.	Troy Faunce, 1985	74	3,127
5.	Bill Sinovic, 1975	78	3,110
6.	Troy Faunce, 1986	79	3,099
7.	Don Birdsey, 1980	72	2,991
8.	Joe Brandt, 1972	74	2,951
9.	Bob Ballard, 1965	74	2,927
10.	Bob Coble, 1966	70	2,920

Career

Rk	Player, Years	Att	Yds
1.	Don Birdsey, 1977-80	283	11,422
2.	Scott Fullhage, 1981-84	254	10,284
3.	Tim Reyer, 2004-07	220	9,295
4.	Bob Coble, 1966-68	209	8,770
5.	Ryan Doerr, 2009-12	203	8,334
6.	James Garcia, 1995-98	167	7,211
7.	Nick Walsh, 2014-16	160	6,700
8.	Troy Faunce, 1985-86	153	6,226
9.	Joe Brandt, 1970-72	159	6,097
10.	Bill Sinovic, 1975-76	152	5,866

AVERAGE

Game (min. 4 attempts)

Rk	Player vs./at Opponent, Date	Att	Yds	Avg.
1.	James Garcia vs. Texas, 9/19/98	4	241	60.25
2.	James Garcia at Rice, 9/21/96	4	211	52.75
3.	Doug Dusenbury at New Mexico, 11/28/64	6	317	52.83
4.	Sean Snyder at Colorado, 10/24/92	12	630	52.50

Season (min. 25 attempts)

Rk	Player, Year	Att	Yds	Avg.
1.	Sean Snyder, 1992	80	3,572	44.65
2.	Tim Reyer, 2007	58	2,583	44.50
3.	James Garcia, 1996	51	2,260	44.31
4.	James Garcia, 1997	47	2,054	43.70
5.	Doug Dusenbury, 1964	61	2,646	43.38
6.	Nick Walsh, 2016	49	2,096	42.78
7.	James Garcia, 1998	30	1,279	42.63
8.	Tim Reyer, 2004	36	1,526	42.39
9.	Troy Faunce, 1985	74	3,127	42.26
10.	Bob Coble, 1968	77	3,251	42.22

Career (min. 75 attempts)

Rk	Player, Years	Att	Yds	Avg.
1.	James Garcia, 1995-98	167	7,211	43.18
2.	Sean Snyder, 1991-92	135	5,800	42.96
3.	Tim Reyer, 2004-07	220	9,295	42.20
4.	Doug Dusenbury, 1962-64	124	5,228	42.16
5.	Bob Coble, 1966-68	209	8,770	41.96
6.	Nick Walsh, 2014-16	160	6,700	41.88
7.	Ryan Doerr, 2009-10	95	3,920	41.30
8.	Jared Brite, 2000-03	90	3,710	41.22
9.	Ryan Doerr, 2009-11	203	8,334	41.05
10.	Troy Faunce, 1985-86	153	6,226	40.69

ANNUAL LEADERS

Year	Player	Att	Yds	Avg.
1948	Harold Bryan	54	1,858	34.4
1949	Calen Christiansen	35	1,216	34.7
1950	Ross Estes	66	2,539	38.4
1951	George Carter	69	2,686	38.9
1952	Bill Keeler	41	1,549	37.7
1953	Bernie Dudley	17	575	33.8
1954	Corky Taylor	20	736	36.8
1955	Bob Whitehead	38	1,358	35.7
1956	Kenny Nesmith	34	1,286	37.8
1957	Keith Wilson	28	970	34.6
1958	Terry Lee	36	1,300	36.1
1959	John Solmes	23	890	38.7
1960	John Solmes	32	1,196	37.4
1961	John Drew	58	1,962	33.8
1962	Bob Ballard	58	2,005	34.6
1963	Doug Dusenbury	53	2,165	40.8
1964	Doug Dusenbury	61	2,646	43.4
1965	Bob Ballard	74	2,927	39.6
1966	Bob Coble	70	2,920	41.7
1967	Bob Coble	62	2,599	41.9
1968	Bob Coble	77	3,251	42.2
1969	Don Payne	57	2,223	39.0
1970	John Duckers	43	1,574	36.6
1971	Joe Brandt	60	2,321	36.7
1972	Joe Brandt	74	2,951	39.9
1973	Davie Spare	55	2,002	36.4
1974	Davie Spare	62	2,562	41.3
1975	Bill Sinovic	78	3,110	39.9
1976	Bill Sinovic	74	2,756	37.2
1977	Don Birdsey	83	3,267	39.4
1978	Don Birdsey	65	2,666	41.0
1979	Don Birdsey	63	2,498	39.6
1980	Don Birdsey	72	2,991	41.5
1981	Scott Fullhage	67	2,675	39.9
1982	Scott Fullhage	64	2,645	41.3
1983	Scott Fullhage	60	2,512	41.9
1984	Scott Fullhage	63	2,452	38.9
1985	Troy Faunce	74	3,127	42.3
1986	Troy Faunce	79	3,099	39.2
1987	David Kruger	23	798	34.7
1988	Shane Pouch	71	2,340	33.0
1989	Chris Cobb	68	2,731	40.2
1990	Chris Cobb	65	2,469	38.0
1991	Sean Snyder	55	2,228	40.5
1992	Sean Snyder	80	3,572	44.7
1993	Chad Romano	58	2,253	38.9
1994	Eric Hardy	46	1,753	38.1
1995	James Garcia	39	1,618	41.5
1996	James Garcia	51	2,260	44.3
1997	James Garcia	47	2,054	43.7
1998	James Garcia	30	1,279	42.6
1999	Mike Ronsick	35	1,279	37.1
2000	Travis Brown	51	1,966	38.5
2001	Mike Ronsick	27	1,060	39.3
2002	Travis Brown	49	2,015	41.1
2003	Jared Brite	68	2,830	41.6
2004	Tim Reyer	36	1,526	42.4
2005	Tim Reyer	65	2,630	40.3
2006	Tim Reyer	61	2,566	42.1
2007	Tim Reyer	58	2,583	44.5
2008	D.J. Fulhage	33	1,256	38.1
2009	Ryan Doerr	38	1,565	41.2
2010	Ryan Doerr	57	2,355	41.3
2011	Ryan Doerr	67	2,733	40.8
2012	Ryan Doerr	41	1,681	51.0
2013	Mark Krause	48	1,986	41.4
2014	Nick Walsh	44	1,816	41.3
2015	Nick Walsh	67	2,788	41.6
2016	Nick Walsh	49	2,096	42.8

TEAM

POINTS ALLOWED

Fewest Game

Rk	Opponent, Date	Pts
1.	Many Times	0
Last: vs. Missouri State, 9/24/2016 (Called at Half (Weather))		
Last Full Game: vs. South Dakota, 9/5/2015		
Last against conference opponent: vs. Texas, 10/25/2014		

Fewest Season (Since 1949)

Rk	Year	Pts
1.	1953	116
2.	1999	144
3.	1995	145
4.	2002	154
5.	1954	154

Most Game

Rk	Opponent, Date	Pts
1.	at Oklahoma, 11/7/42	76
2.	vs. Oklahoma, 10/23/71	75
3.	at Nebraska, 11/10/2007	73
4.	at Oklahoma, 10/15/88	70
5.	at Oklahoma, 10/21/44	68

Most Season (Since 1949)

Rk	Year	Pts
1.	1988	448
2.	2008	430
3.	1987	421
4.	2015	409
5.	1972	407

POINTS ALLOWED PER GAME

Fewest

Rk	Year	Gms	Pts	Avg.
1.	1953	10	116	11.6
2.	2002	13	154	11.8
3.	1999	11	144	13.1
4.	1995	11	145	13.2
5.	1998	12	160	13.3
6.	1994	11	156	14.2
7.	1997	11	159	14.5
8.	1982	11	166	15.1
9.	1954	10	154	15.4
10.	1996	11	172	15.6

Most

Rk	Year	Gms	Pts	Avg.
1.	1988	11	448	40.7
2.	1987	11	421	38.3
3.	1972	11	407	37.0
4.	2008	12	430	35.8
5.	1989	11	349	31.7
6.	1976	11	347	31.5
7.	2015	13	409	31.5
8.	1986	11	343	31.2
9.	1983	11	343	31.2
10.	1978	11	342	31.1

TOTAL YARDS ALLOWED

Fewest Game

Rk	Opponent, Date	Yds
1.	at Kansas, 10/31/98	44
2.	vs. Ball State, 9/16/2000	51
3.	vs. Missouri State, 9/24/2016	54*
4.	vs. Bowling Green, 9/27/97	56
5.	vs. Iowa State, 10/18/69	67
6.	vs. Temple, 9/11/99	82
7.	vs. Northern Illinois, 9/30/95	84
8.	vs. Indiana State, 9/5/98	87
9.	vs. Texas A&M, 10/18/97	90
10.	at Kentucky, 9/19/70	107
	vs. Tennessee Tech, 9/26/2009	107

* Game called at halftime (weather)

Fewest Season (Since 1954)

Rk	Year	Yds
1.	1954	2,475
2.	1999	2,585
3.	1955	2,644

Most Game

Rk	Opponent, Date	Yds
1.	at Oklahoma, 10/15/88	829
2.	vs. Oklahoma, 10/23/71	789
3.	at Texas Tech, 10/10/2009	739
4.	at Nebraska, 10/7/1989	723
5.	at Nebraska, 11/10/2007	702
6.	at Nebraska, 11/8/80	692
7.	vs. Oklahoma, 11/29/2011	690
8.	at Texas Tech, 10/15/2005	684
9.	at Baylor, 10/23/2010	683
10.	at Oklahoma, 10/28/72	677

Most Season (Since 1954)

Rk	Year	Yds
1.	2015	5,879
2.	2010	5,794
3.	2008	5,749
4.	1988	5,629
5.	2011	5,130

TOTAL YARDS ALLOWED PER GAME

Fewest

Rk	Year	Gms	Yds	Avg.
1.	1999	11	2,585	235.0
2.	1954	10	2,475	247.5
3.	2002	13	3,237	249.0
4.	1995	11	2,759	250.8
5.	1997	11	2,825	256.8
6.	2001	11	2,886	262.4
7.	1955	10	2,644	264.4
8.	1998	12	3,220	268.3
9.	2000	13	3,517	270.5
10.	1958	10	2,807	280.7

Most

Rk	Year	Gms	Yds	Avg.
1.	1988	11	5,629	511.7
2.	2008	12	5,749	479.1
3.	2015	13	5,879	452.2
4.	2010	13	5,794	445.7
5.	1987	11	4,901	445.5
6.	1972	11	4,862	442.0
7.	1989	11	4,728	429.8
8.	1983	11	4,590	417.3
9.	1986	11	4,505	409.5
10.	1990	11	4,460	405.5

RUSHING ATTEMPTS ALLOWED

Fewest Game

Rk	Opponent, Date	Att
1.	vs. Texas Tech, 10/4/2014	14
2.	vs. Michigan, 12/28/2013	15
3.	Four Times (Last: vs. Missouri State, 9/24/2016*)	17

* Game called at halftime (weather)

Fewest Season (Since 1971)

Rk	Year	Att
1.	2009	362
2.	2001	364
3.	1999	378

Most Game

Rk	Opponent, Date	Att
1.	at Oklahoma, 10/27/62	88
2.	at Oklahoma, 10/28/72	85
3.	at Oklahoma, 10/26/74	84

Most Season (Since 1971)

Rk	Year	Att
1.	1976	688
2.	1972	684
3.	1975	644

RUSHING YARDS ALLOWED

Fewest Game

Rk	Opponent, Date	Yds
1.	at Baylor, 10/26/2002	-37
2.	vs. Texas A&M, 10/18/97	-35
3.	vs. Tennessee Tech, 9/26/2009	-19
4.	at Arizona, 9/27/69	-18
5.	vs. Texas A&M, 10/17/2009	-13
6.	vs. Bowling Green, 9/27/97	-9

7.	vs. Utah State, 10/16/99	-7
8.	vs. Montana, 9/19/92	-1
9.	at Iowa State, 11/22/97	0
10.	at Kansas, 10/31/98	3

Fewest Season (Since 1954)

Rk	Year	Yds
1.	2002	904
2.	2001	1,061
3.	1998	1,179
4.	1969	1,182
5.	1999	1,221

Most Game

Rk	Opponent, Date	Att
1.	at Oklahoma, 10/15/88	768
2.	vs. Oklahoma, 10/23/71	711
3.	at Nebraska, 10/7/89	542

Most Season (Since 1971)

Rk	Year	Att
1.	1988	3,449
2.	1989	3,306
3.	1987	3,182
4.	1960	3,132
5.	1972	3,115

RUSHING YDS ALLOWED PER GAME

Fewest

Rk	Year	Gms	Yds	Avg.
1.	2002	13	904	69.5
2.	2001	11	1,061	96.5
3.	2000	13	1,276	98.2
4.	1998	12	1,179	98.3
5.	2009	12	1,265	105.4
6.	2003	15	1,627	108.8
7.	1999	11	1,221	111.0
8.	1995	11	1,254	114.0
9.	2016	13	1,495	115.0
10.	1969	10	1,182	118.2

Most

Rk	Year	Gms	Yds	Avg.
1.	1988	11	3,449	313.5
2.	1962	10	3,068	306.8
3.	1989	11	3,306	300.5
4.	1987	11	3,182	289.3
5.	1972	11	3,115	283.2
6.	1965	10	2,822	282.2
7.	1961	10	2,771	277.1
8.	1980	11	2,896	263.3
9.	1976	11	2,879	261.7
10.	1963	9	2,323	258.1

RUSHING TOUCHDOWNS ALLOWED

Fewest Game

Rk	Opponent, Date	TDs
1.	Many Times (Last: at TCU, 12/3/2016)	0

Fewest Season (Since 1971)

Rk	Year	TDs
1.	1998	3
2.	1995	4
3.	2003	6
	2001	6
5.	2002	7

Most Game

Rk	Opponent, Date	TDs
1.	Four Times (Last: vs. Nebraska, 11/15/2008)	6

Most Season (Since 1971)

Rk	Year	TDs
1.	1987	40
2.	1988	39
3.	1976	37
4.	Three Times (Last: 1989)	35

PASSING ATTEMPTS ALLOWED

Fewest Game

Rk	Opponent, Date	Att
1.	vs. Missouri, 10/10/64	1
2.	at Oklahoma, 11/6/76	2
3.	vs. Oklahoma State, 11/5/60	3

Fewest Season (Since 1954)

Rk	Year	Att
1.	1954	101
2.	1960	105
3.	1961	109

Most Game

Rk	Opponent, Date	Att
1.	at Texas Tech, 10/15/2005	72
2.	at Texas Tech, 11/9/2013	64
3.	Twice (Last: vs. Texas Tech, 10/8/2016)	63

Most Season (Since 1971)

Rk	Year	Att
1.	2011	478
2.	2016	474
	2012	474

COMPLETIONS ALLOWED

Fewest Game

Rk	Opponent, Date	Cpl
1.	at Oklahoma, 11/6/76	0
	vs. Oklahoma State, 11/5/60	0
3.	Twice (Last: vs. Ball State, 9/16/2000)	1

Fewest Season (Since 1954)

Rk	Year	Cpl
1.	1961	42
2.	1954	45
3.	1962	51

Most Game

Rk	Opponent, Date	Cpl
1.	at Texas Tech, 11/9/2013	47
	at Texas Tech, 10/15/2005	47
3.	vs. Texas Tech, 10/8/2016	46

Most Season (Since 1971)

Rk	Year	Cpl
1.	2011	301
2.	2016	297
3.	2012	296

PASSING YARDS ALLOWED

Fewest Game

Rk	Opponent, Date	Yds
1.	at Oklahoma, 11/6/76	0
2.	vs. Northern Illinois, 9/30/95	4
	vs. Kansas, 10/10/70	4
4.	vs. Ball State, 9/16/2000	5
5.	vs. Indiana State, 9/5/98	7
	vs. Kansas, 10/23/76	7
7.	vs. Colorado, 11/20/76	16
8.	vs. Baylor, 10/30/99	17
9.	vs. Iowa State, 10/18/69	20
10.	vs. Missouri State, 9/24/2016*	24

* Game called at halftime (weather)

Fewest Season (Since 1954)

Rk	Year	Yds
1.	1954	515
2.	1960	619
3.	1961	687
4.	1962	727
5.	1956	902
6.	1958	908
7.	1957	925
8.	1964	980
9.	1980	1,005
10.	1963	1,006

Most Game

Rk	Opponent, Date	Yds
1.	at Texas Tech, 10/15/2005	669
2.	at Texas Tech, 10/10/2009	554
3.	vs. Texas Tech, 10/8/2016	529
4.	vs. Oklahoma, 10/29/2011	520
5.	at Nebraska, 11/10/2007	519
6.	at Oklahoma State, 11/5/2011	502
7.	vs. Texas Tech, 10/4/2008	490
8.	vs. Iowa State, 11/22/2008	462
9.	at Texas Tech, 10/15/2011	461
10.	vs. Oklahoma State, 11/5/2016	457

Most Season (Since 1971)

Rk	Year	Yds
1.	2015	3,712
2.	2016	3,545
3.	2011	3,423
4.	2012	3,230
5.	2008	3,137
6.	2007	3,108
7.	2014	2,977
8.	2013	2,857
9.	2009	2,814
10.	2010	2,786

PASSING YDS ALLOWED PER GAME

Fewest

Rk	Year	Gms	Yds	Avg.
1.	1954	10	515	51.5
2.	1960	10	619	61.9
3.	1961	10	687	68.7
4.	1962	10	727	72.7
5.	1956	10	902	90.2
6.	1958	10	908	90.8
7.	1980	11	1,005	91.4
8.	1955	10	920	92.0
9.	1957	10	925	92.5
10.	1964	10	980	98.0

Most

Rk	Year	Gms	Yds	Avg.
1.	2015	13	3,712	285.5
2.	2016	13	3,545	272.7
3.	2011	13	3,423	263.3
4.	2008	12	3,137	261.4
5.	2007	12	3,108	259.0
6.	2012	13	3,230	248.5
7.	2009	12	2,814	234.5
8.	2005	11	2,536	230.5
9.	2014	13	2,977	229.0
10.	2013	13	2,857	219.8

PASSING TOUCHDOWNS ALLOWED

Fewest Game

Rk	Opponent, Date	TDs
1.	Many Times (Last: at TCU, 12/3/2016)	0

Fewest Season (Since 1960)

Rk	Year	TDs
1.	1960	1
2.	1997	4
	1982	4
4.	1999	5
	1979	5

Most Game

Rk	Opponent, Date	TDs
1.	at Texas Tech, 10/10/2009	8
2.	at Nebraska, 11/10/2007	7
3.	vs. Texas Tech, 10/4/2008	6

Most Season (Since 1971)

Rk	Year	TDs
1.	2007	27
2.	2016	26
	2011	26
	2008	26
4.	2015	25
	2009	25
6.	2010	23
7.	2014	20
8.	2004	19
	2003	19

10.	2012	18
	2006	18
	2005	18

Most Total Plays Allowed

Game	105, at Colorado, 10/24/92
Season	996 (2003 - 15 games)
	929 (1972 - 11 games)

Fewest Total Plays Allowed

Game	33, vs. Colorado, 10/14/39
Season	576 (1954 - 10 games)
	673 (1995 - 11 games)

Most First Downs Allowed

Game	39, at Texas Tech, 10/15/2005
Season	302 (2008 - 12 games)

Fewest First Downs Allowed

Game	1, vs. Colorado, 10/14/39
Season	129 (1954 - 10 games)
	154 (1995 - 11 games)

TACKLES FOR LOSS

DOES NOT INCLUDE HALF TFLs

Game (Since 1968)

Rk	Opponent, Date	TFLs
1.	at Kansas, 10/7/2000	25
2.	at Kansas, 10/31/98	22
3.	vs. Oregon State, 9/22/79	20
	at Tulsa, 9/13/75	20
	vs. Wichita State, 9/21/74	20

Season (Since 1968)

Rk	Year	TFL
1.	1998	132
2.	1997	131
3.	2000	129
4.	2003	104
5.	2002	100
6.	1999	96
7.	1996	92
8.	2006	91
	1982	91
10.	2007	80
	2001	80

SACKS

Game (Since 1985)

Rk	Opponent, Date	Sacks
1.	at Kansas, 10/7/2000	9
2.	Many Times (Last: at Baylor, 11/7/98)	8

Season (Since 1985)

Rk	Year	Sacks
1.	2003	52.5
2.	1997	50.0
3.	2000	46.5
4.	2002	40.5
5.	2006	40.0
	1993	40.0
7.	1996	39.0
8.	2015	38.0
	1995	38.0
10.	1994	36.0

Fewest Sacks (Since 1985)

Game	0, Many Times (Last: vs. Texas A&M, 12/3/2016)
Season	11 [68 yards] (1987 - 11 games)

TEAM

ATTEMPTS

Game Rk Opponent, Date Att Yds
1. vs. UTEP, 9/18/66 8 n/a
vs. Colorado, 10/14/39 8 n/a
3. Many Times (Last: vs. North Texas, 8/30/2008) 7 73

Season

Rk Year Att Yds
1. 2002 50 687
2. 2003 48 530
3. 1999 43 480
1997 43 560
5. 2000 41 708
6. 1995 40 495
1969 40 303
8. 1998 39 832
9. 2008 37 428
10. 1994 36 336

Fewest Returns

Game 0, Many Times (Last: vs. Texas A&M, 12/28/2016)
Season 10 (1987 - 11 games)

YARDS

Game Rk Opponent, Date Att Yds
1. vs. Missouri State, 9/15/2007 7 181
2. vs. Texas, 9/19/98 5 174
3. vs. Baylor, 10/27/2007 5 170
4. vs. Indiana State, 9/5/98 7 165
5. vs. UTEP, 9/27/2014 5 150

Season

Rk Year Att Yds
1. 1998 39 832
2. 2007 34 766
3. 2000 41 708
4. 2002 50 687
5. 1997 43 560
6. 2003 48 530
7. 1995 40 495
8. 1999 43 480
9. 2014 24 432
10. 2008 37 428

Fewest Return Yards

Game -7, vs. West Virginia, 12/5/2015
Season 54 (1972 - 11 games)

AVERAGE

Game (Min. 3 Attempts) Rk Opponent, Date Att Yds Avg.
1. vs. Missouri State, 9/1/2012 3 133 44.33
2. vs. Northern Illinois, 9/12/98 3 111 37.00
3. vs. Texas, 9/19/98 5 174 34.80
4. vs. Baylor, 10/27/2007 5 170 34.00
vs. Ball State, 9/16/2000 4 136 34.00

Season (Min. 10 Attempts)

Rk Year Att Yds Avg.
1. 1953 13 305 23.46
2. 2007 34 766 22.53
3. 1998 39 832 21.33
4. 2012 19 360 18.95
5. 2014 24 432 18.00
6. 2000 41 708 17.27
7. 1949 25 417 16.68
8. 2002 50 687 13.74
9. 1993 27 362 13.41
10. 1950 18 241 13.39

Lowest Average Per Return

Season 3.0 (1983 - 11 games)

TOUCHDOWNS

Game Rk Opponent, Date TDs
1. vs. Montana State, 9/6/2008 2
vs. Louisiana-Monroe, 9/7/2002 2
vs. Indiana State, 9/5/98 2
4. Many Times (Last: vs. Florida Atlantic, 9/17/2016) 1

Season

Rk Year TDs
1. 2008 5
2007 5
2002 5
1998 5
5. 2003 4
2000 4
7. 2006 3
2005 3
1999 3
1968 3

Fewest Returns for Touchdowns

Game 0, Many Times (Last: vs. Texas A&M, 12/28/2016)
Season 0, Many Times (Last: 2013 - 13 games)

Highest Return Average Per Game

Season 69.3 (1998 - 12 games)

Lowest Return Average Per Game

Season 4.9 (1972 - 11 games)

INDIVIDUAL

ATTEMPTS

Game Rk Player vs./at Opponent, Date Att Yds
1. David Allen vs. UTEP, 9/18/99 7 38
Henry Hawthorne vs. Oklahoma, 10/25/69 7 N/A
3. Many Times 6 68
Last: Deon Murphy vs. North Texas, 8/30/2008 6 68

Season

Rk Player, Year Att Yds
1. Mitch Running, 1995 34 370
2. David Allen, 1998 33 730
3. Aaron Lockett, 2001 32 344
Gerald Benton, 1992 32 272
5. David Allen, 1997 30 403
6. Deon Murphy, 2008 28 283
David Allen, 1999 28 390
Mitch Running, 1994 28 255
9. Andre Coleman, 1993 27 362
Michael Smith, 1991 27 250

Career

Rk Player, Years Att Yds
1. David Allen, 1997-2000 103 1,646
2. Mitch Running, 1992-95 62 625
3. Michael Smith, 1988-91 59 529
4. Aaron Lockett, 1998-2001 54 845
Deon Murphy, 2007-08 54 737
6. Tramaine Thompson, 2010-13 51 718
7. Yamon Figurs, 2004-06 48 553
8. James Witherspoon, 1981-85 43 212
9. Veryl Switzer, 1951-53 42 596
10. Jermaine Moreira, 2003-06 41 335

YARDAGE

Game Rk Player vs./at Opponent, Date Att Yds
1. David Allen vs. Texas, 9/18/98 4 172
2. Tyler Lockett vs. UTEP, 9/27/2014 5 143
3. David Allen vs. Texas A&M, 10/18/97 6 125
4. Aaron Lockett vs. Ball State, 9/16/2000 2 123
5. Andre Coleman vs. Missouri, 11/13/93 5 122

Season

Rk Player, Year Att Yds
1. David Allen, 1998 33 730
2. Aaron Lockett, 2000 22 501
3. Deon Murphy, 2007 26 454

4. David Allen, 1997 30 403
5. Tyler Lockett, 2014 21 402
6. David Allen, 1999 28 390
7. Terence Newman, 2002 26 388
8. Mitch Running, 1995 34 370
9. Andre Coleman, 1993 27 362
10. Aaron Lockett, 2001 32 344

Career

Rk Player, Years Att Yds
1. David Allen, 1997-2000 103 1,646
2. Aaron Lockett, 1998-2001 54 845
3. Deon Murphy, 2007-08 54 737
4. Tramaine Thompson, 2010-13 51 718
5. Mitch Running, 1992-95 62 625
6. Veryl Switzer, 1951-53 42 596
7. Yamon Figurs, 2004-06 48 553
8. Michael Smith, 1988-91 59 529
9. Tyler Lockett, 2011-14 32 488
10. Terence Newman, 1999-2002 27 417

LONGEST RETURNS (SINCE 1969 UNLESS NOTED)

Rk Player vs./at Opponent, Date Yards
1. David Allen at Iowa State, 9/25/99 94*
Lamar Chapman vs. Ohio, 9/13/97 94*
3. David Allen vs. Texas, 9/19/98 93*
Joe Searles at Kentucky, 10/14/61 93*
Veryl Switzer vs. Drake, 9/19/53 93*
6. Jordy Nelson vs. Baylor, 10/28/2007 92*
7. Tramaine Thompson vs. Missouri State, 9/1/2012 89*
Jordy Nelson at Texas, 9/29/2007 89*
9. Deon Murphy at Louisville, 9/17/2008 86*
10. Aaron Lockett vs. Ball State, 9/16/2000 83*

* Denotes touchdown scored on play

AVERAGE

Season (min. 1.2 attempts/game) Rk Player, Year Att Yds Avg.
1. Aaron Lockett, 2000 22 501 22.8
2. David Allen, 1998 33 730 22.1
3. Tramaine Thompson, 2012 16 316 19.8
4. Tyler Lockett, 2014 21 402 19.1
5. Deon Murphy, 2007 26 454 17.5
6. Terence Newman, 2002 26 388 14.9
7. Yamon Figurs, 2006 22 323 14.7
8. David Allen, 1999 28 390 13.9
9. David Allen, 1997 30 403 13.4
10. Andre Coleman, 1993 27 362 13.4

Career (min. 25 attempts)

Rk Player, Years Att Yds Avg.
1. David Allen, 1997-2000 103 1,646 16.0
2. Aaron Lockett, 1998-2001 54 845 15.6
3. Terence Newman, 1999-2002 27 417 15.4
4. Tyler Lockett, 2011-14 32 488 15.2
5. Veryl Switzer, 1951-53 42 596 14.2
6. Tramaine Thompson, 2010-13 51 718 14.1
7. Deon Murphy, 2007-08 54 737 13.6
8. Andre Coleman, 1990-93 27 362 13.4
9. Yamon Figurs, 2004-06 48 553 11.5
10. Lamar Chapman, 1996-99 25 277 11.1

TOUCHDOWNS [62]

Yds Player vs./at, Opponent
60.....Ray Rokey at Arizona, 11/29/41
64.....Veryl Switzer at Colorado, 11/15/52
93.....Veryl Switzer vs. Drake, 9/19/53
80.....Veryl Switzer vs. Colorado, 10/17/53
93.....Joe Searles at Kentucky, 10/14/61
72.....Bill Matan vs. Oklahoma, 10/26/63
26.....Lawrence Condit vs. Oklahoma State, 11/21/64
29.....John Stucky (blk) vs. Missouri, 10/26/68
28.....Gary Godfrey (blk) at Oklahoma, 11/2/68
72.....Mack Herron vs. Oklahoma State, 11/23/68
42.....Henry Hawthorne at Iowa State, 10/17/70
35.....Leslie Chaves (blk) vs. Tulsa, 9/14/74
1.....Brad Horchem (blk) vs. Kansas, 10/23/76
50.....Greg Brown vs. Florida State, 9/17/77
73.....Charlie Green vs. Colorado, 11/11/78
19.....Grady Newton (blk) at Oklahoma, 10/4/86
36.....Thomas Randolph vs. New Mexico State, 9/15/90
74.....Andre Coleman vs. New Mexico State, 9/4/93
68.....Andre Coleman vs. Wyoming, 12/29/93
58.....Chris Canty at Missouri, 10/12/96
94.....Lamar Chapman vs. Ohio, 9/13/97



morgan BURNS
Set the school record for single season kickoff-return yards, while his 30.8-yard career average ranks sixth in NCAA history

70.....	David Allen vs. Kansas, 11/8/97
8.....	DeAndrea Robinson (blk) vs. Indiana State, 9/5/98
63.....	David Allen vs. Indiana State, 9/5/98
69.....	David Allen vs. Northern Illinois, 9/12/98
93.....	David Allen vs. Texas, 9/19/98
77.....	David Allen at Baylor, 11/7/98
94.....	David Allen at Iowa State, 9/25/99
74.....	David Allen at Texas, 10/2/99
0.....	Adrian Beard (blk) vs. Missouri, 11/20/99
69.....	Aaron Lockett vs. Louisiana Tech, 9/2/2000
83.....	Aaron Lockett vs. Ball State, 9/16/2000
58.....	Aaron Lockett vs. Oklahoma, 12/2/2000
40.....	Terence Newman vs. Louisiana-Monroe, 9/7/2002
16.....	Danny Morris (blk) vs. Louisiana-Monroe, 9/7/2002
3.....	Danny Morris (blk) vs. Eastern Illinois, 9/14/2002
17.....	Jerad Johnson (blk) vs. Nebraska, 11/16/2002
71.....	Terence Newman at Missouri, 11/23/2002
1.....	Danny Morris (blk) vs. Troy State, 8/30/2003
0.....	David Rose (blk) vs. McNeese State, 9/6/2003
0.....	Joe Lawson (blk) vs. Colorado, 10/18/2003
63.....	Darren Sproles vs. Kansas, 10/25/2003
62.....	Jermaine Moreira vs. North Texas, 9/24/2005
32.....	Marcus Perry (blk) vs. Missouri, 11/19/2005
81.....	Yamon Figs vs. Illinois State, 9/2/2006
21.....	Daniel Gonzalez (blk) vs. Oklahoma State, 10/7/2006
76.....	Yamon Figs vs. Rutgers, 12/28/2006
80.....	Deon Murphy vs. Missouri State, 9/15/2007
89.....	Jordy Nelson at Texas, 9/29/2007
6.....	Courtney Herndon (blk) at Colorado, 10/13/2007
92.....	Jordy Nelson vs. Baylor, 10/28/2007
5.....	Ernie Pierce (blk) vs. Missouri, 11/17/2007
0.....	Ernie Pierce (blk) vs. Montana State, 9/6/2008
10.....	Chris Carney (blk) vs. Montana State, 9/6/2008
86.....	Deon Murphy at Louisville, 9/17/2008
18.....	Ernie Pierce (blk) vs. Texas Tech, 10/4/2008
10.....	Courtney Herndon (blk) at Texas A&M, 10/11/2008
89.....	Tramaine Thompson vs. Missouri State, 9/1/2012
58.....	Tyler Lockett vs. UTEP, 9/27/2014
43.....	Tyler Lockett at West Virginia, 11/20/2014
0.....	Morgan Burns (blk) at Kansas, 11/28/2015
75.....	Dominique Heath vs. Florida Atlantic, 9/17/2016

Season

Rk	Player, Year	TDs
1.	David Allen, 1998	4
2.	Aaron Lockett, 2000	3
3.	Seven Times (LAST: Tyler Lockett, 2014)	2

Career

Rk	Player, Years	TDs
1.	David Allen, 1997-2000	7
2.	Danny Morris, 2000-03	3
	Terence Newman, 1999-2002	3
	Aaron Lockett, 1998-2001	3
	Veryl Switzer, 1951-53	3

CONSECUTIVE GAMES WITH A TOUCHDOWN

3.....	David Allen (Indiana St., 9/5/98; No. Illinois, 9/12/98; Texas, 9/19/98)
2.....	Aaron Lockett (Louisiana Tech, 9/2/2000; Ball State, 9/16/2000)
2.....	David Allen (Iowa State, 9/25/99; Texas, 10/2/99)

KICKOFF RET. - TEAM

ATTEMPTS

Game	Rk	Opponent, Date	Att	Yds
1.	at Texas Tech, 10/10/2009	11	184	
	at Oklahoma, 10/6/56	11	149	
3.	at Nebraska, 11/18/72	10	153	
4.	Many Times	9		
	Last: vs. Oklahoma, 10/25/2008	9	232	

Season

Rk	Year	Att	Yds
1.	2008	60	1,404
2.	2010	57	1,421
3.	1988	54	920
4.	2007	53	1,046
5.	1987	52	979
	1972	52	856
7.	2015	50	1,268
	2011	50	1,260
	2009	50	1,316
10.	1976	48	1,976
	1960	48	990

Fewest Returns

Game	0, Many Times (Last: vs. Florida Atlantic, 9/17/2016)
Season	18 (1997 - 11 games)

YARDS

Game

Rk	Opponent, Date	Att	Yds
1.	vs. Oklahoma, 10/25/2008	9	232
2.	at Baylor, 10/23/2010	7	224
3.	at Texas Tech, 11/14/2015	7	221
4.	at Iowa State, 10/13/51	N/A	211
5.	vs. West Virginia, 12/5/2015	4	209

Season

Rk	Year	Att	Yds
1.	2010	57	1,421
2.	2008	60	1,404
3.	2009	50	1,316
4.	2015	50	1,268
5.	2011	50	1,260
6.	2012	37	1,082
7.	2007	53	1,046
8.	2016	38	991
9.	1960	48	990
10.	1987	52	979

Fewest Return Yards

Game	0, Many Times (Last: vs. Florida Atlantic, 9/17/2016)
Season	296 (1982 - 11 games)

AVERAGE

Game (Min. 3 Attempts)

Rk	Opponent, Date	Att	Yds	Avg.
1.	vs. West Virginia, 12/5/2015	4	209	52.25
2.	vs. Oklahoma State, 11/3/2012	4	199	49.75
3.	at Texas Tech, 10/15/2011	3	148	49.33
4.	vs. Oklahoma State, 10/7/2006	3	141	47.00
5.	vs. Kansas, 11/8/97	3	137	45.67

Season (Min. 10 Attempts)

Rk	Year	Att	Yds	Avg.
1.	2012	37	1,082	29.24
2.	2006	36	977	27.14
3.	2009	50	1,316	26.32
4.	1997	18	470	26.11
5.	2016	38	991	26.08
6.	2015	50	1,268	25.36
7.	2011	50	1,260	25.20
8.	2010	57	1,421	24.93
9.	2001	28	690	24.64
10.	1996	20	487	24.35

Lowest Average Per Return

Season	13.4 (1976 - 11 games)
--------	------------------------

TOUCHDOWNS

Game

Rk	Opponent, Date	TDs
1.	vs. Tennessee Tech, 9/26/2009	2
2.	Many Times (Last: vs. Texas Tech, 10/8/2016)	1

Season

Rk	Year	TDs
1.	2015	4
	2009	4
3.	2006	3
4.	2012	2
	2011	2
	2010	2
	1968	2
8.	Many Times (Last: 2016)	1

Fewest Returns for Touchdowns

Season	0, Many Times (Last: 2004 - 11 games)
--------	---------------------------------------

Highest Return Average Per Game

Season	116.3 (2008)
--------	--------------

Lowest Return Average Per Game

Season	36.6 (2002 - 13 games)
--------	------------------------

KICKOFF RET. - IND.

ATTEMPTS

Game

Rk	Player, Opponent, Date	Att	Yds
1.	Brandon Banks at Oklahoma, 10/10/2009	8	127
2.	Morgan Burns at Texas Tech, 11/14/2015	7	221
	Aubrey Quarles at Louisville, 9/17/2008	7	119
	Gerald Benton at Washington, 9/28/91	7	122
	Don Calhoun at Nebraska, 11/18/72	7	118
6.	Many Times	6	
	Last: Tyler Lockett at Oklahoma State, 11/5/2011	6	193

Season

Rk	Player, Year	Att	Yds
1.	Brandon Banks, 2009	39	1,127
2.	Morgan Burns, 2015	34	1,138
3.	Ivan Pearl, 1983	30	504
4.	Dimitrie Scott, 1989	26	551
	Aubrey Quarles, 2008	26	547
	Eugene Goodlow, 1978	26	613
	Ossie Cain, 1965	26	454
8.	Byron Pringle, 2016	23	659
	Henry Hawthorne, 1970	23	632
10.	Tyler Lockett, 2013	22	583
	Ossie Cain, 1967	22	410

YEAR	RECORD		RUSHING			PASSING					TOTAL DEFENSE			PUNT RETURN			KICK RETURN			INT RETURN			FIRST DOWNS	PEN. YDS	POINTS		
	W-L-T	ATT	YDS	TD	YPG	ATT	CPL	INT	YDS	TD	YPG	PLAYS	YDS	YPG	ATT	YDS	TD	ATT	YDS	TD	INT	YDS			TD	TOT	PPG
1949	2-8-0	-	-	-	-	-	-	-	-	-	-	-	-	-	-	-	-	-	-	-	-	-	-	257	25.7		
1950	1-9-1	-	-	-	-	-	-	-	-	-	-	-	-	-	-	-	-	-	-	-	-	-	-	355	32.3		
1951	1-7-1	-	-	-	-	-	-	-	-	-	-	-	-	-	-	-	-	-	-	-	-	-	-	228	25.3		
1952	1-9-0	-	-	-	-	-	-	-	-	-	-	-	-	-	-	-	-	-	-	-	-	-	-	255	25.5		
1953	6-3-1	-	-	-	-	-	-	-	-	-	-	-	-	-	-	-	-	-	-	-	-	-	-	116	11.6		
1954	7-3-0	-	1960	-	196.0	101	45	6	515	-	51.5	-	2475	247.5	-	-	-	-	-	-	9	-	129	508	154	15.4	
1955	4-6-0	-	1724	-	172.4	148	58	20	920	-	92.0	-	2644	264.4	-	-	-	-	-	-	9	-	151	526	191	19.1	
1956	3-7-0	-	2540	-	254.0	130	54	8	902	-	90.2	-	3442	344.2	-	-	-	-	-	-	17	-	169	562	259	25.9	
1957	3-6-1	-	2094	-	209.4	134	59	8	925	-	92.5	-	3019	301.9	-	-	-	-	-	-	14	-	151	687	166	16.6	
1958	3-7-0	-	1899	-	189.9	127	66	9	908	-	90.8	-	2807	280.7	-	-	-	-	-	-	15	-	139	692	192	19.2	
1959	2-8-0	-	2203	-	220.3	167	79	8	1194	-	119.4	-	3397	339.7	-	-	-	-	-	-	13	-	181	525	266	26.6	
1960	1-9-0	-	3132	-	313.2	105	53	7	619	-	61.9	-	3751	375.1	-	-	-	-	-	-	11	-	216	514	316	31.6	
1961	2-8-0	-	2771	-	277.1	109	42	10	687	-	68.7	-	3458	345.8	-	-	-	-	-	-	7	-	182	525	232	23.2	
1962	0-10-0	-	3068	-	306.8	115	51	8	727	-	72.7	-	3795	379.5	-	-	-	-	-	-	15	-	212	686	283	28.3	
1963	2-7-0	-	2323	-	258.1	147	72	-	1006	-	111.8	-	3329	369.9	-	-	-	-	-	-	7	-	185	356	222	24.7	
1964	3-7-0	-	2162	-	216.2	156	71	8	980	-	98.0	-	3142	314.2	-	-	-	-	-	-	12	-	171	511	186	18.6	
1965	0-10-0	-	2822	-	282.2	180	83	11	1078	-	107.8	-	3900	390.0	-	-	-	-	-	-	25	-	206	775	296	29.6	
1966	0-9-1	-	-	-	-	-	-	-	-	-	-	-	-	-	-	-	-	-	-	-	-	-	-	226	22.6		
1967	1-9-0	-	2297	-	229.7	172	96	11	1197	-	119.7	-	3494	349.4	-	-	-	-	-	-	15	-	202	657	263	26.3	
1968	4-6-0	-	2191	-	219.1	243	107	15	1438	-	143.8	-	3629	362.9	-	-	-	-	-	-	23	-	185	478	247	24.7	
1969	5-5-0	-	1182	-	118.2	266	111	14	1764	-	176.4	-	2946	294.6	-	-	-	-	-	-	19	-	147	510	233	23.3	
1970	6-5-0	-	1685	-	153.2	326	148	16	1664	-	151.3	-	3349	304.5	-	-	-	-	-	-	34	-	192	861	218	19.8	
1971	5-6-0	522	2131	22	193.7	250	132	11	1865	16	169.5	772	3996	363.3	29	249	1	27	501	1	14	136	0	214	528	296	26.9
1972	3-8-0	684	3115	35	283.2	245	132	13	1747	11	158.8	929	4862	442.0	33	537	4	28	405	0	30	509	4	271	583	407	37.0
1973	5-6-0	563	2581	25	234.6	219	108	15	1442	10	131.1	782	4023	365.7	15	62	0	28	574	0	17	214	0	228	573	260	23.6
1974	4-7-0	606	2416	23	219.6	189	104	10	1464	11	133.1	795	3880	352.7	22	388	2	35	597	1	9	160	1	207	635	283	25.7
1975	3-8-0	644	2624	17	238.5	202	95	6	1341	13	121.9	846	3965	360.5	37	258	1	23	484	0	16	127	0	217	496	248	22.5
1976	1-10-0	688	2879	37	261.7	199	94	11	1165	8	105.9	887	4044	367.6	29	106	0	25	529	0	21	173	0	225	790	347	31.5
1977	2-9-0	616	2639	26	239.9	218	115	11	1466	10	133.3	834	4105	373.2	35	210	0	26	490	0	23	154	0	206	691	286	26.0
1978	4-7-0	619	2688	20	244.4	197	102	10	1591	12	144.6	816	4279	389.0	27	180	0	25	384	0	20	136	0	210	578	342	31.1
1979	3-8-0	560	2251	20	204.6	227	127	10	1574	5	143.1	787	3825	347.7	22	124	0	27	618	1	22	219	0	214	630	225	20.5
1980	4-7-0	626	2896	17	263.3	152	75	10	1005	8	91.4	778	3901	354.6	20	57	0	18	325	1	18	153	0	203	612	212	19.3
1981	2-9-0	546	2293	29	208.5	216	129	8	1900	9	172.7	762	4193	381.2	31	145	0	15	261	0	16	212	1	221	703	297	27.0
1982	6-5-1	473	1952	13	177.5	283	137	19	1508	4	137.1	756	3460	314.5	19	118	0	20	357	0	9	149	3	185	561	166	15.1
1983	3-8-0	533	2437	28	221.5	262	150	9	2053	11	186.6	795	4590	417.3	27	136	0	19	386	1	20	184	2	244	642	343	31.2
1984	3-7-1	599	2709	35	246.3	233	127	11	1587	8	144.3	832	4296	390.5	29	197	0	31	618	0	10	108	1	253	585	330	30.0
1985	1-10-0	608	2569	28	233.5	227	114	13	1557	6	141.5	835	4126	375.1	45	356	0	18	335	0	17	127	2	237	636	295	26.8
1986	2-9-0	536	2683	31	243.9	261	128	20	1822	13	165.6	797	4505	409.5	41	368	0	22	503	0	20	402	1	227	524	343	31.2
1987	0-10-1	639	3182	40	289.3	223	124	10	1719	11	156.3	862	4901	445.5	32	317	0	26	505	0	17	105	1	259	635	421	38.3
1988	0-11-0	605	3449	39	313.5	263	134	13	2180	17	198.1	868	5629	511.7	24	101	0	30	510	0	24	405	2	269	665	448	40.7
1989	1-10-0	633	3306	35	300.5	156	95	7	1422	12	129.3	787	4728	429.8	27	266	0	29	554	0	13	156	1	236	657	349	31.7
1990	5-6-0	505	2397	27	217.9	306	132	19	2074	9	188.5	811	4460	405.5	34	383	0	43	956	1	12	89	0	238	464	293	26.6
1991	7-4-0	486	2001	15	181.9	272	136	12	1864	14	169.5	758	3865	351.4	20	302	1	44	801	0	17	140	0	198	541	226	20.5
1992	5-6-0	531	1662	17	151.1	322	176	21	2094	9	190.4	853	3756	341.5	47	574	0	22	391	0	13	295	2	215	640	233	21.2
1993	9-2-1	482	1866	13	169.6	283	147	12	1913	10	173.9	765	3779	343.6	21	117	0	31	587	0	11	168	1	195	662	210	19.1
1994	9-3-0	472	1842	13	167.5	279	130	12	1596	7	145.1	751	3438	312.6	30	235	0	36	647	0	6	81	0	189	649	156	14.2
1995	10-2-0	404	1254	4	114.0	269	125	13	1505	12	136.8	673	2759	250.8	16	206	1	41	780	0	12	111	1	154	573	145	13.2
1996*	9-3	493	1770	10	160.9	299	126	13	1509	9	137.2	792	3279	298.1	27	223	0	39	748	0	7	72	0	192	624	172	15.6
1997	11-1	463	1429	13	129.9	239	99	5	1369	4	124.5	702	2825	256.8	26	184	1	39	748	0	9	168	1	148	559	159	14.5
1998	11-2	433	1179	3	98.3	326	141	16	2041	15	170.1	759	3220	268.3	9	56	0	48	828	0	5	31	0	178	631	160	13.3
1999	11-1	378	1221	13	111.0	315	118	21	1364	5	124.0	693	2585	235.0	22	199	0	35	537	0	9	57	0	143	542	144	13.1
2000	11-3	473	1276	20	98.2	399	204	20	2241	8	172.4	872	3517	270.5	24	113	1	52	824	0	13	75	0	197	720	240	18.5
2001	6-6	364	1061	6	96.5	320	152	18	1825	11	165.9	684	2886	262.4	31	263	1	38	700	0	16	125	1	179	630	179	16.3
2002	11-2	446	904	7	69.5	418	191	20	2333	11	179.5	864	3237	249.0	27	146	0	69	1262	0	6	35	0	175	723	154	11.8
2003	11-4	549	1627	6	108.8	447	224	20	2619	19	174.6	996	4246	283.1	30	171	2	70	1539	2	17	215	1	232	846	244	16.3
2004	4-7	394	1631	23	148.3	287	154	10	2215	19	201.4	681	3846	349.6	24	257	1	36	617	0	9	216	1	180	689	337	30.6
2005	5-6	401	1418	19	128.9	374	208	8	2536	18	230.5	775	3954	359.5	30	295	1	36</									

Year	W-L-T	Pct.	Conf.	Pct.	Finish	Overall						Conference			Final AP		vs. Top 25	Head Coach	
						H	A	N	AUG	SEP	OCT	NOV	DEC	JAN	H	A			Bowl
1896	0-1-1	.250	—	—	—	0-0-1	0-1-0	0-0-0	0-0-0	0-0-0	0-0-0	0-1-0	0-1-1	0-0-0	—	—	—	—	Ira Pratt
1897	1-2-1	.375	—	—	—	1-1-1	0-0-1	0-0-0	0-0-0	0-0-0	0-0-0	1-2-1	0-0-0	0-0-0	—	—	—	—	A.W. Ehrsam
1898	1-1-2	.500	—	—	—	1-1-1	0-0-1	0-0-0	0-0-0	0-0-0	0-0-1	1-1-1	0-0-0	0-0-0	—	—	—	—	O.K. Williamson
1899	2-3-0	.400	—	—	—	2-0-0	0-3-0	0-0-0	0-0-0	0-0-0	1-2-0	1-1-0	0-0-0	0-0-0	—	—	—	—	Albert Hansen
1900	2-4-0	.333	—	—	—	1-2-0	1-2-0	0-0-0	0-0-0	0-0-0	1-2-0	1-2-0	0-0-0	0-0-0	—	—	—	—	Fay Moulton
1901	3-4-1	.438	—	—	—	2-2-0	1-2-1	0-0-0	0-0-0	0-0-0	2-1-0	1-3-1	0-0-1	0-0-0	—	—	—	—	Wade Moore
1902	2-6-0	.250	—	—	—	2-3-0	0-3-0	0-0-0	0-0-0	0-1-0	0-3-0	2-2-0	0-0-0	0-0-0	—	—	—	—	Cyrus E. Dietz
1903	3-4-1	.438	—	—	—	3-3-1	0-1-0	0-0-0	0-0-0	0-0-1	1-2-0	2-2-0	0-0-0	0-0-0	—	—	—	—	G.O. Dietz
1904	1-6-0	.143	—	—	—	1-3-0	0-3-0	0-0-0	0-0-0	0-0-0	1-3-0	0-3-0	0-0-0	0-0-0	—	—	—	—	Reuben F. Booth
1905	6-2-0	.750	—	—	—	5-1-0	1-1-0	0-0-0	0-0-0	0-0-0	4-1-0	2-1-0	0-0-0	0-0-0	—	—	—	—	Mike Ahearn
1906	5-2-0	.714	—	—	—	4-1-0	1-1-0	0-0-0	0-0-0	0-0-0	2-1-0	3-1-0	0-0-0	0-0-0	—	—	—	—	Mike Ahearn
1907	5-3-0	.625	—	—	—	5-2-0	0-1-0	0-0-0	0-0-0	0-0-0	2-2-0	3-1-0	0-0-0	0-0-0	—	—	—	—	Mike Ahearn
1908	6-2-0	.750	—	—	—	4-1-0	2-1-0	0-0-0	0-0-0	0-0-0	2-2-0	4-0-0	0-0-0	0-0-0	—	—	—	—	Mike Ahearn
1909	7-2-0	.778	—	—	—	5-1-0	2-1-0	0-0-0	0-0-0	0-0-0	3-2-0	4-0-0	0-0-0	0-0-0	—	—	—	—	Mike Ahearn
1910	10-1-0	.909	—	—	—	6-0-0	4-1-0	0-0-0	0-0-0	1-0-0	6-0-0	3-1-0	0-0-0	0-0-0	—	—	—	—	Mike Ahearn
1911	5-4-1	.550	—	—	—	3-2-1	1-2-0	1-0-0	0-0-0	0-0-1	1-3-0	4-1-0	0-0-0	0-0-0	—	—	—	—	Guy Lowman
1912	8-2-0	.800	—	—	—	6-0-0	2-2-0	0-0-0	0-0-0	1-0-0	2-2-0	5-0-0	0-0-0	0-0-0	—	—	—	—	Guy Lowman
1913	3-4-1	.438	0-2-0	.000	6th	3-2-0	0-2-1	0-0-0	0-0-0	0-0-0	1-3-0	2-1-1	0-0-0	0-0-0	0-1-0	0-1-0	—	—	Guy Lowman
1914	1-5-1	.214	0-3-0	.000	7th	1-3-1	0-2-0	0-0-0	0-0-0	0-0-0	1-3-1	0-2-0	0-0-0	0-0-0	0-1-0	0-2-0	—	—	Guy Lowman
1915	3-4-1	.438	0-2-1	.167	7th	2-2-0	1-2-1	0-0-0	0-0-0	0-0-0	1-3-1	2-1-0	0-0-0	0-0-0	0-1-0	0-1-1	—	—	John R. Bender
1916	6-1-1	.813	1-1-1	.500	4th	5-0-0	1-1-1	0-0-0	0-0-0	1-0-0	2-1-1	3-0-0	0-0-0	0-0-0	1-0-0	0-1-1	—	—	Z.G. Clevenger
1917	6-2-0	.750	2-2-0	.500	4th	5-1-0	1-1-0	0-0-0	0-0-0	1-0-0	3-0-0	2-2-0	0-0-0	0-0-0	1-1-0	1-1-0	—	—	Z.G. Clevenger
1918	4-1-0	.800	—	—	—	4-0-0	0-1-0	0-0-0	0-0-0	1-0-0	1-0-0	2-1-0	0-0-0	0-0-0	—	—	—	—	Z.G. Clevenger
1919	3-5-1	.388	0-3-1	.125	6th	3-3-1	0-2-0	0-0-0	0-0-0	1-0-0	2-1-1	0-4-0	0-0-0	0-0-0	0-1-1	0-2-0	—	—	Z.G. Clevenger
1920	3-3-3	.500	0-3-1	.125	8th	2-2-3	1-1-0	0-0-0	0-0-0	0-0-0	3-1-1	0-4-0	0-0-0	0-0-0	0-2-1	0-1-0	—	—	Charles Bachman
1921	5-3-0	.625	4-2-0	.667	2nd	5-0-0	0-3-0	0-0-0	0-0-0	0-0-0	3-2-0	2-1-0	0-0-0	0-0-0	4-0-0	0-2-0	—	—	Charles Bachman
1922	5-1-2	.750	3-1-2	.667	3rd	3-0-1	2-1-1	0-0-0	0-0-0	0-0-0	2-0-2	3-1-0	0-0-0	0-0-0	2-1-1	1-0-1	—	—	Charles Bachman
1923	4-2-2	.625	2-2-2	.500	5th	3-1-0	1-1-2	0-0-0	0-0-0	0-0-0	2-0-2	2-2-0	0-0-0	0-0-0	1-1-0	1-1-2	—	—	Charles Bachman
1924	3-4-1	.438	1-4-1	.250	8th	2-3-0	1-1-1	0-0-0	0-0-0	0-0-0	3-1-0	0-3-1	0-0-0	0-0-0	1-3-0	0-1-1	—	—	Charles Bachman
1925	5-2-1	.688	3-2-1	.583	T3rd	2-1-1	3-1-0	0-0-0	0-0-0	1-0-0	2-2-0	2-0-1	0-0-0	0-0-0	1-1-1	2-1-0	—	—	Charles Bachman
1926	5-3-0	.625	2-2-0	.500	6th	3-1-0	2-2-0	0-0-0	0-0-0	0-0-0	5-0-0	0-3-0	0-0-0	0-0-0	1-1-0	1-1-0	—	—	Charles Bachman
1927	3-5-0	.375	2-4-0	.333	8th	2-2-0	1-3-0	0-0-0	0-0-0	1-0-0	2-2-0	0-3-0	0-0-0	0-0-0	1-2-0	1-2-0	—	—	Charles Bachman
1928	3-5-0	.375	0-5-0	.000	6th	2-2-0	1-3-0	0-0-0	0-0-0	1-0-0	2-2-0	0-3-0	0-0-0	0-0-0	0-2-0	0-3-0	—	—	A.N. McMillin
1929	3-5-0	.375	3-2-0	.600	3rd	1-2-0	2-2-0	0-1-0	0-0-0	0-0-0	1-3-0	2-2-0	0-0-0	0-0-0	1-2-0	2-0-0	—	—	A.N. McMillin
1930	5-3-0	.625	3-2-0	.600	3rd	3-1-0	2-2-0	0-0-0	0-0-0	0-0-0	1-2-0	4-1-0	0-0-0	0-0-0	1-1-0	2-1-0	—	—	A.N. McMillin
1931	8-2-0	.800	3-2-0	.600	3rd	3-1-0	5-1-0	0-0-0	0-0-0	0-0-0	5-0-0	2-2-0	1-0-0	0-0-0	1-1-0	2-1-0	—	—	A.N. McMillin
1932	4-4-0	.500	2-3-0	.400	4th	4-1-0	0-3-0	0-0-0	0-0-0	1-0-0	2-3-0	1-1-0	0-0-0	0-0-0	2-1-0	0-2-0	—	—	A.N. McMillin
1933	6-2-1	.722	4-1-0	.800	2nd	2-1-0	4-1-1	0-0-0	0-0-0	1-0-0	3-1-0	2-1-1	0-0-0	0-0-0	1-1-0	3-0-0	—	—	A.N. McMillin
1934	7-2-1	.750	4-0-0	1.000	1st	4-0-0	3-2-1	0-0-0	0-0-0	1-0-0	1-2-1	5-0-0	0-0-0	0-0-0	3-0-0	2-0-0	—	—	Lynn Waldorf
1935	2-4-3	.389	1-2-2	.400	4th	0-2-1	2-2-2	0-0-0	0-0-0	1-0-0	0-3-1	1-1-2	0-0-0	0-0-0	0-1-1	1-1-1	—	—	Wes Fry
1936	4-3-2	.556	2-1-2	.600	3rd	3-0-1	1-3-1	0-0-0	0-0-0	1-0-0	2-2-1	1-1-1	0-0-0	0-0-0	2-0-1	0-1-1	—	—	Wes Fry
1937	4-5-0	.444	1-4-0	.200	T5th	2-2-0	2-3-0	0-0-0	0-0-0	0-0-0	2-3-0	2-2-0	0-0-0	0-0-0	0-2-0	1-2-0	—	—	Wes Fry
1938	4-4-1	.500	1-3-1	.300	5th	2-1-1	2-3-0	0-0-0	0-0-0	1-0-0	2-2-0	1-2-1	0-0-0	0-0-0	1-1-1	0-2-0	—	—	Wes Fry
1939	4-5-0	.444	1-4-0	.200	T4th	2-2-0	2-3-0	0-0-0	0-0-0	1-0-0	2-2-0	1-3-0	0-0-0	0-0-0	0-2-0	1-2-0	—	—	Wes Fry
1940	2-7-0	.222	1-4-0	.200	5th	2-2-0	0-5-0	0-0-0	0-0-0	1-0-0	1-3-0	0-4-0	0-0-0	0-0-0	1-2-0	0-2-0	—	—	Hobbs Adams
1941	2-5-2	.333	1-3-1	.300	5th	2-1-1	0-4-1	0-0-0	0-0-0	0-0-1	0-3-0	2-2-1	0-0-0	0-0-0	1-1-0	0-2-1	—	—	Hobbs Adams
1942	3-8-0	.273	2-3-0	.400	4th	1-3-0	2-5-0	0-1-0	0-0-0	1-1-0	0-5-0	2-2-0	0-0-0	0-0-0	1-2-0	1-1-0	—	—	Ward Haylett
1943	1-7-0	.125	0-5-0	.000	6th	1-4-0	0-3-0	0-0-0	0-0-0	0-0-0	1-4-0	0-3-0	0-0-0	0-0-0	0-2-0	0-3-0	—	—	Ward Haylett
1944	2-5-2	.333	1-4-0	.200	T5th	1-2-2	1-3-0	0-0-0	0-0-0	0-0-1	0-4-0	2-1-1	0-0-0	0-0-0	1-2-0	0-2-0	—	—	Ward Haylett
1945	1-7-1	.167	0-5-0	.000	6th	1-4-0	0-3-0	0-0-0	0-0-0	1-0-0	0-4-0	0-3-0	0-0-0	0-0-0	0-3-0	0-2-0	—	—	Lud Fiser
1946	0-9-0	.000	0-5-0	.000	6th	0-2-0	0-7-0	0-0-0	0-0-0	0-1-0	0-3-0	0-5-0	0-0-0	0-0-0	0-2-0	0-3-0	—	—	Hobbs Adams
1947	0-10-0	.000	0-5-0	.000	6th	0-5-0	0-5-0	0-0-0	0-0-0	0-2-0	0-4-0	0-4-0	0-0-0	0-0-0	0-3-0	0-2-0	—	—	Sam Francis
1948	1-9-0	.100	0-6-0	.000	7th	1-3-0	0-5-0	0-0-0	0-0-0	0-1-0	1-4-0	0-4-0	0-0-0	0-0-0	0-3-0	0-3-0	—	—	Ralph Graham
1949	2-8-0	.200	1-5-0	.200	7th	2-3-0	0-5-0	0-0-0	0-0-0	1-0-0	1-4-0	0-4-0	0-0-0	0-0-0	1-2-0	0-3-0	—	—	Ralph Graham
1950	1-9-1	.150	0-6-0	.000	7th	1-3-0	0-6-1	0-0-0	0-0-0	1-2-0	0-3-0	0-4-0	0-0-1	0-0-0	0-3-0	0-3-0	—	—	Ralph Graham
1951	0-9-0	.000	0-6-0	.000	7th	0-4-0	0-5-0	0-0-0	0-0-0	0-2-0	0-4-0	0-4-0	0-0-0	0-0-0	0-3-0	0-3-0	—	—	Bill Meek
1952	1-9-1	.150	0-6-0	.000	7th	1-4-0	0-5-0	0-0-0	0-0-0	1-1-0	0-4-0	0-4-0	0-0-0	0-0-0	0-3-0	0-3-0	—	—	Bill Meek
1953	6-3-1	.650	4-2-0	.667	T2nd	4-1-0	2-2-1	0-0-0	0-0-0	1-1-0	4-1-0	1-1-1	0-0-0	0-0-0	2-1-0	2-1-0	—	—	Bill Meek
1954	7-3-0	.700	3-3-0	.500	5th	3-1-0	4-2-0	0-0-0	0-0-0	2-0-0	3-2-0	2-1-0	0-0-0	0-0-0	2-1-0	1-2-0	—	—	Bill Meek
1955	4-6-0	.400	3-3-0	.500	T3rd	0-4-0	4-2-0	0-0-0	0-0-0	0-2-0	2-3-0	2-1-0	0-0-0	0-0-0	0-3-0	3-0-0	—	—	Bus Mertes
1956	3-7-0	.300	2-4-0	.333	T5th	1-3-0	2-4-0	0-0-0	0-0-0	0-2-0	1-3-0	2-2-0	0-0-0	0-0-0	1-2-0	1-2-0	—	—	Bus Mertes
1957	3-6-1	.350	2-4-0	.333	T5th	1-3-0	2-3-1	0-0-0	0-0-0	1-1-0	1-2-1	1-3-0	0-0-0	0-0-0	0-3-0	2-1-0	—	—	Bus Mertes
1958	3-7-0	.300	2-4-0	.333	5th	2-3-0	1-4-0	0-0-0	0-0-0	1-1-0	1-3-0	1-3-0	0-0-0	0-0-0	1-2-0	1-2-0	—	—	Bus Mertes
1959	2-8-0	.200	1-5-0	.167	7th	1-4-0	1-4-0	0-0-0	0-0-0	1-1-0	0-5-0	1-2-0	0-0-0	0-0-0	1-2-0	0-3-0	—	—	Bus Mertes

Year	W-L-T	Pct.	Conf.	Pct.	Finish	-----Overall-----				AUG	SEP	OCT	NOV	DEC	JAN	Conference			Final AP		vs. Top 25	Head Coach
						H	A	N	H							A	Bowl	Rank				
1960	1-9-0	.100	0-7-0	.000	8th	1-4-0	1-5-0	0-0-0	0-0-0	1-1-0	0-5-0	0-3-0	0-0-0	0-0-0	0-4-0	0-3-0	—	—	0-2-0	Doug Weaver		
1961	2-8-0	.200	0-7-0	.000	8th	1-3-0	1-5-0	0-0-0	0-0-0	2-0-0	0-4-0	0-4-0	0-0-0	0-0-0	0-3-0	0-4-0	—	—	0-1-0	Doug Weaver		
1962	0-10-0	.000	0-7-0	.000	8th	0-4-0	0-6-0	0-0-0	0-0-0	0-2-0	0-4-0	0-4-0	0-0-0	0-0-0	0-4-0	0-3-0	—	—	0-1-0	Doug Weaver		
1963	2-7-0	.222	1-5-0	.167	7th	1-3-0	1-4-0	0-0-0	0-0-0	1-1-0	0-4-0	1-2-0	0-0-0	0-0-0	0-3-0	1-2-0	—	—	0-1-0	Doug Weaver		
1964	3-7-0	.300	3-4-0	.429	T5th	2-2-0	1-5-0	0-0-0	0-0-0	0-1-0	1-4-0	2-2-0	0-0-0	0-0-0	2-2-0	1-2-0	—	—	0-1-0	Doug Weaver		
1965	0-10-0	.000	0-7-0	.000	8th	0-4-0	0-6-0	0-0-0	0-0-0	0-2-0	0-5-0	0-3-0	0-0-0	0-0-0	0-3-0	0-4-0	—	—	0-1-0	Doug Weaver		
1966	0-9-1	.050	0-6-1	.071	T7th	0-4-1	0-5-0	0-0-0	0-0-0	0-2-0	0-4-1	0-3-0	0-0-0	0-0-0	0-3-1	0-3-0	—	—	0-1-0	Doug Weaver		
1967	1-9-0	.100	0-7-0	.000	8th	0-4-0	1-5-0	0-0-0	0-0-0	1-1-0	0-4-0	0-4-0	0-0-0	0-0-0	0-3-0	0-4-0	—	—	0-2-0	Vince Gibson		
1968	4-6-0	.400	2-5-0	.286	T6th	2-3-0	2-3-0	0-0-0	0-0-0	1-1-0	1-3-0	2-2-0	0-0-0	0-0-0	1-3-0	1-2-0	—	—	0-3-0	Vince Gibson		
1969	5-5-0	.500	3-4-0	.429	T5th	2-2-0	3-3-0	0-0-0	0-0-0	2-0-0	3-1-0	0-4-0	0-0-0	0-0-0	2-1-0	1-3-0	—	—	1-3-0	Vince Gibson		
1970	6-5-0	.545	5-2-0	.714	T2nd	4-1-0	2-4-0	0-0-0	0-0-0	1-2-0	4-1-0	1-2-0	0-0-0	0-0-0	3-1-0	2-1-0	—	—	2-1-0	Vince Gibson		
1971	5-6-0	.455	2-5-0	.286	T5th	1-4-0	4-2-0	0-0-0	0-0-0	2-1-0	1-4-0	2-1-0	0-0-0	0-0-0	0-3-0	2-2-0	—	—	0-3-0	Vince Gibson		
1972	3-8-0	.273	1-6-0	.143	8th	3-3-0	0-5-0	0-0-0	0-0-0	2-2-0	1-3-0	0-3-0	0-0-0	0-0-0	1-3-0	0-3-0	—	—	0-6-0	Vince Gibson		
1973	5-6-0	.455	2-5-0	.286	T6th	3-2-0	2-4-0	0-0-0	0-0-0	2-1-0	2-2-0	1-3-0	0-0-0	0-0-0	1-2-0	1-3-0	—	—	0-5-0	Vince Gibson		
1974	4-7-0	.364	1-6-0	.143	T7th	4-3-0	0-4-0	0-0-0	0-0-0	3-0-0	0-4-0	1-3-0	0-0-0	0-0-0	1-3-0	0-3-0	—	—	0-4-0	Vince Gibson		
1975	3-8-0	.273	0-7-0	.000	8th	1-4-0	2-4-0	0-0-0	0-0-0	3-0-0	0-4-0	0-4-0	0-0-0	0-0-0	0-3-0	0-4-0	—	—	0-5-0	Ellis Rainsberger		
1976	1-10-0	.091	0-7-0	.000	8th	1-5-0	0-5-0	0-0-0	0-0-0	1-2-0	0-5-0	0-3-0	0-0-0	0-0-0	0-4-0	0-3-0	—	—	0-6-0	Ellis Rainsberger		
1977	2-9-0	.182	0-7-0	.000	8th	1-4-0	1-5-0	0-0-0	0-0-0	1-2-0	1-4-0	0-3-0	0-0-0	0-0-0	0-3-0	0-4-0	—	—	1-2-0	Ellis Rainsberger		
1978	4-7-0	.364	3-4-0	.429	T5th	4-2-0	0-5-0	0-0-0	0-0-0	1-3-0	1-3-0	2-1-0	0-0-0	0-0-0	3-1-0	0-3-0	—	—	0-3-0	Jim Dickey		
1979	3-8-0	.375	1-6-0	.143	8th	1-4-0	2-4-0	0-0-0	0-0-0	2-1-0	1-3-0	0-4-0	0-0-0	0-0-0	0-3-0	1-3-0	—	—	0-2-0	Jim Dickey		
1980	4-7-0	.364	2-5-0	.286	T7th	4-2-0	0-5-0	0-0-0	0-0-0	2-1-0	0-4-0	2-2-0	0-0-0	0-0-0	2-2-0	0-3-0	—	—	0-3-0	Jim Dickey		
1981	2-9-0	.222	1-6-0	.143	8th	2-3-0	0-6-0	0-0-0	0-0-0	1-2-0	1-4-0	0-3-0	0-0-0	0-0-0	1-2-0	0-4-0	—	—	0-4-0	Jim Dickey		
1982	6-5-1	.591	3-3-1	.500	4th	5-1-1	1-3-0	0-1-0	0-0-0	3-0-0	2-2-1	1-2-0	0-1-0	0-0-0	2-1-1	1-2-0	Independence	—	0-3-0	Jim Dickey		
1983	3-8-0	.273	1-6-0	.143	8th	2-4-0	1-4-0	0-0-0	0-0-0	2-2-0	0-4-0	1-2-0	0-0-0	0-0-0	0-3-0	1-3-0	—	—	0-2-0	Jim Dickey		
1984	3-7-1	.318	2-4-1	.357	T5th	3-2-0	0-5-1	0-0-0	0-0-0	1-3-0	1-3-0	1-1-1	0-0-0	0-0-0	2-2-0	0-2-1	—	—	0-3-0	Jim Dickey		
1985	1-10-0	.091	1-6-0	.143	T7th	0-7-0	1-3-0	0-0-0	0-0-0	0-4-0	1-2-0	0-4-0	0-0-0	0-0-0	1-3-0	1-3-0	—	—	0-3-0	Jim Dickey/Lee Moon		
1986	2-9-0	.182	1-6-0	.143	7th	2-4-0	0-5-0	0-0-0	1-0-0	0-3-0	1-2-0	0-4-0	0-0-0	0-0-0	1-3-0	0-3-0	—	—	0-2-0	Stan Parrish		
1987	0-10-1	.045	0-6-1	.071	T7th	0-5-1	0-5-0	0-0-0	0-0-0	0-3-0	0-5-0	0-2-1	0-0-0	0-0-0	0-2-1	0-4-0	—	—	0-4-0	Stan Parrish		
1988	0-11-0	.000	0-7-0	.000	8th	0-6-0	0-5-0	0-0-0	0-0-0	0-3-0	0-5-0	0-3-0	0-0-0	0-0-0	0-4-0	0-3-0	—	—	0-4-0	Stan Parrish		
1989	1-10-0	.091	0-7-0	.000	8th	1-5-0	0-5-0	0-0-0	0-0-0	1-3-0	0-4-0	0-3-0	0-0-0	0-0-0	0-3-0	0-4-0	—	—	0-2-0	Bill Snyder		
1990	5-6-0	.454	2-5-0	.286	T6th	5-1-0	0-5-0	0-0-0	0-0-0	3-1-0	1-3-0	1-2-0	0-0-0	0-0-0	2-1-0	0-4-0	—	—	0-2-0	Bill Snyder		
1991	7-4-0	.636	4-3-0	.571	4th	5-1-0	2-3-0	0-0-0	0-0-0	3-1-0	1-2-0	3-1-0	0-0-0	0-0-0	2-1-0	2-2-0	—	—	0-4-0	Bill Snyder		
1992	5-6-0	.454	2-5-0	.286	T6th	5-0-0	0-5-0	0-1-0	0-0-0	2-0-0	1-4-0	2-1-0	0-1-0	0-0-0	2-0-0	0-4-0	—	—	0-2-0	Bill Snyder		
1993	9-2-1	.750	4-2-1	.643	3rd	6-0-1	2-2-2	1-0-0	0-0-0	4-0-0	2-1-1	2-1-0	1-0-0	0-0-0	3-0-1	1-2-0	Copper	20	1-1-1	Bill Snyder		
1994	9-3-0	.750	5-2-0	.714	3rd	5-1-0	4-1-0	0-1-0	0-0-0	3-0-0	2-2-0	4-0-0	0-1-0	0-0-0	2-1-0	3-1-0	Aloha	19	1-2-0	Bill Snyder		
1995	10-2-0	.833	5-2-0	.714	T2nd	6-1-0	3-1-0	1-0-0	0-0-0	4-0-0	3-1-0	2-1-0	1-0-0	0-0-0	3-1-0	2-1-0	Holiday	7	2-2-0	Bill Snyder		
1996*	9-3	.750	6-2-0	.750	3rd-N	5-1	4-1	0-1	1-0	3-0	3-1	2-1	0-0	0-1	3-1	3-1	Cotton	17	0-3	Bill Snyder		
1997	11-1	.917	7-1-0	.875	2nd-N	6-0	4-1	1-0	0-0	3-0	3-1	4-0	1-0	0-0	4-0	3-1	Fiesta	8	2-1	Bill Snyder		
1998	11-2	.846	8-0-0	1.000	1st-N	7-0	4-0	0-2	0-0	4-0	4-0	3-0	0-2	0-0	4-0	4-0	Alamo	10	3-1	Bill Snyder		
1999	11-1	.917	7-1-0	.875	T1st-N	7-0	3-1	1-0	0-0	3-0	5-0	2-1	1-0	0-0	4-0	3-1	Holiday	9	1-1	Bill Snyder		
2000	11-3	.786	6-2-0	.750	T1st-N	6-1	3-1	2-1	1-0	4-0	2-2	3-0	0-1	1-0	3-1	3-1	Cotton	9	2-2	Bill Snyder		
2001	6-6	.500	3-5-0	.375	T4th-N	4-2	2-3	0-1	0-0	2-1	1-3	3-1	0-1	0-0	2-2	1-3	Insight.com	—	0-3	Bill Snyder		
2002	11-2	.846	6-2-0	.750	2nd-N	7-1	3-1	1-0	1-0	3-0	2-2	4-0	1-0	0-0	3-1	3-1	Holiday	7	2-1	Bill Snyder		
2003	11-4	.733	6-2-0	.750	1st	7-1	3-2	1-1	2-0	2-1	2-2	4-0	1-0	0-1	4-0	2-2	Fiesta	14	2-2	Bill Snyder		
2004	4-7	.364	2-6-0	.250	T5th-N	3-4	1-3	0-0	0-0	2-1	1-4	1-2	0-0	0-0	1-3	1-3	—	—	0-1	Bill Snyder		
2005	5-6	.455	2-6-0	.250	6th-N	4-2	1-4	0-0	0-0	3-0	1-4	1-2	0-0	0-0	2-2	0-4	—	—	0-1	Bill Snyder		
2006	7-6	.538	4-4-0	.500	T2nd-N	6-2	1-3	0-1	0-0	3-2	2-2	2-1	0-1	0-0	3-1	1-3	Texas	—	1-4	Ron Prince		
2007	5-7	.417	3-5-0	.375	4th-N	4-2	1-5	0-0	0-0	3-1	2-2	0-4	0-0	0-0	2-2	1-3	—	—	1-2	Ron Prince		
2008	5-7	.417	2-6-0	.250	4th-N	4-3	1-4	0-0	1-0	2-1	1-3	1-3	0-0	0-0	1-3	1-2	—	—	0-3	Ron Prince		
2009	6-6	.500	4-4-0	.500	t2nd-N	5-1	0-5	1-0	0-0	2-2	3-2	1-2	0-0	0-0	3-1	0-3	—	—	0-1	Bill Snyder		
2010	7-6	.538	3-5-0	.375	t3rd-N	4-2	2-3	1-1	0-0	4-0	1-3	2-2	0-1	0-0	1-2	1-3	Pinstripe	—	0-3	Bill Snyder		
2011	10-3	.769	7-2-0	.778	2nd	6-1	4-1	0-1	0-0	3-0	4-1	2-1	1-0	0-1	4-1	3-1	Cotton	15	2-3	Bill Snyder		
2012	11-2	.846	8-1-0	.889	t1st	7-0	4-1	0-1	0-0	4-0	4-0	2-1	1-0	0-1	4-0	4-1	Fiesta	12	4-1	Bill Snyder		
2013	8-5	.615	5-4-0	.555	5th	5-3	2-2	1-0	0-1	2-1	1-2	4-1	1-0	0-0	3-2	2-2	BWW	—	1-2	Bill Snyder		
2014	9-4	.692	7-2-0	.778	3rd	6-1	3-2	0-1	1-0	2-1	3-0	3-1	0-1	0-1	4-0	3-2	Alamo	18	1-4	Bill Snyder		
2015	6-7	.452	3-6	.333	8th	4-3	2-3	0-1	0-0	3-0	0-4	2-2	1-0	0-1	2-3	1-3	Liberty	—	0-4	Bill Snyder		
2016	9-4	.692	6-3	.667	4th	5-1	3-3	1-0	0-0	2-1	3-2	2-1	2-0	0-0	3-1	3-2	Texas	—	0-3	Bill Snyder		

YEARS: 121 | ALL-TIME RECORD: 518-635-41 (.451)

* Overtime in college football was instituted beginning with the 1996 season

1896 (0-1-1)

Coach: Ira Pratt
 N 28 a Fort Riley* 0-14 L
 D 5 h Fort Riley 6-6 T
 * Thanksgiving Day

1897 (1-2-1)

Coach: A.W. Ehram
 N 1 h Chapman H.S. 4-0 W
 N 8 h Washburn 0-4 L
 n/a h Chapman H.S. 0-0 T
 N 20 a Washburn 0-36 L

1898 (1-1-2)

Coach: O.K. Williamson
 O 28 a Chapman H.S. 0-0 T
 N 5 h Junction City H.S. 26-0 W
 N 12 h Chapman H.S. 0-0 T
 N 28 h Ottawa 6-16 L

1899 (2-3)

Coach: Albert Hansen
 O 14 a Washburn 0-24 L
 O 16 a St. Mary's 0-23 L
 O 30 h Kansas Wesleyan 17-5 W
 N 11 h College of Emporia 6-0 W
 N 30 a KSTC, Emporia 0-20 L

1900 (2-4)

Coach: Fay G. Moulton
 O 22 a Wichita 11-5 W
 O 26 a KSTC, Emporia 0-28 L
 O 29 h Ottawa 0-28 L
 N 10 h KSTC, Emporia 0-11 L
 N 17 h Kansas Wesleyan 30-0 W
 N 30 a St. Mary's 6-28 L

1901 (3-4-1)

Coach: Wade Moore
 O 7 a Bethany 12-5 W
 O 14 h College of Emporia 11-0 W
 O 21 h Bethany 0-17 L
 N 6 h K.C. Medical College 6-24 L
 N 9 a KSTC, Emporia 0-24 L
 N 11 a College of Emporia 0-11 L
 N 20 h Manhattan H.S. 30-0 W
 D 1 a Washington (Kan.) H.S. 6-6 T

1902 (2-6)

Coach: Cyrus E. Dietz
 S 27 a KSTC, Emporia 0-16 L
 O 7 a Kansas 0-16 L
 O 11 h Haskell Institute 0-23 L
 O 23 h Fort Riley 0-6 L
 N 1 h Ottawa 0-15 L
 N 10 a Bethany 0-40 L
 N 22 h Haskell Institute 24-0 W
 N 27 h Chapman H.S. 22-5 W

1903 (3-4-1)

Coach: G.O. Dietz
 S 26 h KSTC, Emporia 0-0 T
 O 3 a Kansas 0-34 L
 O 24 h Bethany 0-18 L
 O 30 h Clyde H.S. 11-0 W
 N 7 h Washburn 0-34 L
 N 14 h Fort Riley 11-0 W
 N 21 h College of Emporia 0-11 L
 N 26 h Haskell Institute 34-6 W

1904 (1-6)

Coach: Reuben F. Booth
 O 8 h Fort Riley 28-0 W
 O 22 a St. Mary's 5-10 L
 O 28 h Bethany 5-28 L
 O 31 h Fort Hays State 0-17 L
 N 12 a Washburn 0-56 L
 N 18 h Kansas 4-41 L
 N 24 a KSTC, Emporia 6-34 L

1905 (6-2)

Coach: Mike Ahearn
 O 7 h Ottawa 20-0 W
 O 14 h Washburn 5-12 L
 O 21 a Kansas Wesleyan 24-0 W
 O 28 h St. Mary's 10-5 W
 O 31 h Wichita 11-6 W
 N 18 h Haskell Institute 60-0 W
 N 25 a Kansas 0-28 L
 N 30 h KSTC, Emporia 10-0 W

1906 (5-2)

Coach: Mike Ahearn
 O 22 h College of Emporia 35-0 W
 O 13 h Haskell Institute 10-5 W
 O 27 a Washburn 4-5 L
 N 5 h Wichita 6-12 L
 N 12 h Ottawa 32-11 W
 N 24 h Kansas 6-4 W
 N 29 h KSTC, Emporia 10-0 W

1907 (5-3)

Coach: Mike Ahearn
 O 7 h College of Emporia 46-0 W
 O 12 h Haskell Institute 0-10 L
 O 19 h K.C. Veterinarians 32-0 W
 O 26 a Kansas 10-29 L
 N 4 h Ottawa 16-6 W
 N 9 h Washburn 0-5 L
 N 18 h Wichita 10-6 W
 N 28 h KSTC, Emporia 21-0 W

1908 (6-2)

Coach: Mike Ahearn
 O 3 h Kansas Wesleyan 28-5 W
 O 10 a Kansas 6-12 L
 O 20 h Oklahoma 4-33 L
 O 28 h Southwestern 17-0 W
 N 7 a Creighton 31-0 W
 N 14 h Oklahoma State 40-10 W
 N 21 a Washburn 23-4 W
 N 26 h Colorado State 33-10 W

\$ First K-State game outside state of Kansas

1909 (7-2)

Coach: Mike Ahearn
 O 2 h Kansas Wesleyan 35-0 W
 O 9 a Missouri 0-3 L
 O 16 h Kansas 3-5 L
 O 23 h Southwestern 60-0 W
 O 30 a KSTC, Emporia 44-0 W
 N 6 h Creighton 58-3 W
 N 13 h Oklahoma State 9-0 W
 N 10 a Iowa State 71-0 W
 N 25 a Washburn 40-0 W

1910 (10-1)

Coach: Mike Ahearn
 S 28 h William Jewell 57-0 W
 O 1 h Haskell Institute 39-0 W
 O 8 a KSTC, Emporia 22-0 W
 O 15 a Arkansas 5-0 W
 O 17 a Drury 75-5 W
 O 22 h Missouri School of Mines 23-0 W
 O 29 a Creighton 6-2 W
 N 5 a Colorado College 8-15 L
 N 12 h Wichita 33-6 W
 N 18 h Baker 35-0 W
 N 24 h Washburn 33-0 W

1911 (5-4-1)

Coach: Guy Lowman
 S 30 h Southwestern 6-6 T
 O 7 h KSTC, Emporia 0-3 L
 O 14 a Nebraska 0-59 L
 O 21 h Kansas 0-6 L
 O 28 h Wichita 9-5 W
 N 4 a Baker 0-3 L
 N 11 h Creighton 12-0 W
 N 18 n Arkansas (at Kansas City) 3-0 W
 N 24 h Oklahoma State 11-0 W
 N 30 a Washburn 6-5 W

1912 (8-2)

Coach: Guy Lowman (KCAC Champions though not officially sanctioned)
 S 28 h Southwestern 19-7 W
 O 9 h Haskell Institute 21-14 W
 O 12 a Nebraska 6-30 L
 O 19 h KSTC, Emporia 22-7 W
 O 26 a Kansas 6-19 L
 N 2 a Wichita 54-0 W
 N 8 h College of Emporia 28-7 W
 N 20 a Texas A&M 13-10 W
 N 28 h Washburn 21-3 W
 N 16 h Colorado 14-6 W

1913 (3-4-1/0-2 Missouri Valley Conference)

Coach: Guy Lowman
 O 3 h Southwestern 10-13 L
 O 10 a Nebraska 6-24 L
 O 18 h KSTC, Emporia 33-0 W
 O 25 h Kansas 0-26 L
 N 1 h Wichita 30-7 W
 N 18 a Texas 0-46 L

N 27 a Washburn 6-6 T
 N 8 h Texas A&M 12-0 W

1914 (1-5-1/0-3 Missouri Valley Conference)

Coach: Guy Lowman
 O 3 h Southwestern 15-0 W
 O 10 h KSTC, Emporia 0-0 T
 O 17 h Nebraska 0-31 L
 O 24 a Kansas 0-28 L
 O 31 a Missouri 3-13 L
 N 13 h Oklahoma 10-52 L
 N 25 h Washburn 16-26 L

1915 (3-4-1/0-2-1 Missouri Valley Conference)

Coach: John R. "Chief" Bender
 O 1 h Southwestern 9-0 W
 O 9 a Nebraska 0-31 L
 O 16 a KSTC, Emporia 0-13 L
 O 23 h Kansas [hc] 7-19 L
 O 30 a Missouri 0-0 T
 N 6 h Friends 14-0 W
 N 13 a Washburn 6-0 W
 N 19 h Oklahoma 7-21 L

1916 (6-1-1/1-1-1 Missouri Valley Conference)

Coach: Z.G. Clevenger
 S 30 h Baker 20-0 W
 O 6 h Southwestern 53-0 W
 O 11 a Nebraska 0-14 L
 O 21 h KSTC, Emporia 13-3 W
 O 28 a Kansas 0-0 T
 N 11 h Missouri [hc] 7-6 W
 N 17 a Oklahoma 14-13 W
 N 23 h Washburn 47-0 W

1917 (6-2/2-2 Missouri Valley Conference)

Coach: Z.G. Clevenger
 S 29 h Baker 28-0 W
 O 6 h Oklahoma State 23-0 W
 O 13 a Missouri 7-6 W
 O 20 h Washington (St. Louis) 61-0 W
 N 3 h Kansas [hc] 0-9 L
 N 10 a Iowa State 7-10 L
 N 22 h KSTC, Emporia 51-0 W
 N 29 h Washburn 38-0 W

1918 (4-1/no conference)

Coach: Z.G. Clevenger
 S 28 h Baker 22-0 W
 O 5 h Fort Riley 27-7 W
 N 9 h Washburn 28-9 W
 N 23 h Iowa State 11-0 W
 N 28 a Kansas 7-13 L

1919 (3-5-1/0-3-1 Missouri Valley Conference)

Coach: Z.G. Clevenger
 S 28 h Baker 16-0 W
 O 3 h Camp Funston 20-6 W
 O 11 h Missouri 6-6 T
 O 18 h Washington (St. Louis) 9-14 L
 O 25 h Fort Hays State 12-0 W
 N 1 a Kansas 3-16 L
 N 7 h Haskell Institute 3-7 L
 N 15 a Iowa State 0-46 L
 N 22 h Oklahoma [hc] 3-14 L

1920 (3-3-3/0-3-1 Missouri Valley Conference)

Coach: Charles Bachman
 O 1 h Fort Hays State 14-0 W
 O 8 h Camp Funston 55-0 W
 O 15 h KSTC, Emporia 7-7 T
 O 22 a Creighton 3-0 W
 O 30 h Kansas 0-14 L
 N 5 a Missouri 7-10 L
 N 12 h Iowa State [hc] 0-17 L
 N 19 h Oklahoma 7-7 T
 N 26 h Washburn 0-0 T

1921 (5-3/4-2 Missouri Valley Conference)

Coach: Charles Bachman
 O 1 h College of Emporia 7-3 W
 O 8 h Washington (St. Louis) 21-0 W
 O 15 a Creighton 7-14 L
 O 22 h Missouri 7-5 W
 O 29 a Kansas 7-21 L
 N 5 h Grinnell 21-7 W
 N 11 a Iowa State 0-7 L
 N 19 h Oklahoma [hc] 14-7 W

1922 (5-1-2/3-1-2 Missouri Valley Conference)

Coach: Charles Bachman

O 7	h	Washburn	47-0	W
O 14	a	Washington(St. Louis)	22-14	W
O 21	a	Oklahoma	7-7	T
O 28	h	Kansas [hc]	7-7	T
N 4	a	Missouri	14-10	W
N 11	h	Iowa State	12-2	W
N 18	a	Nebraska	0-21	L
N 30	h	TCU	45-0	W

1923 (4-2-2/2-2-2 Missouri Valley Conference)

Coach: Charles Bachman

O 5	h	Washburn	25-0	W
O 13	h	Creighton	6-0	W
O 20	a	Iowa State	7-7	T
O 27	a	Kansas	0-0	T
N 3	h	Missouri [hc]	2-4	L
N 10	a	Grinnell	34-7	W
N 23	h	Oklahoma	21-20	W
N 30	a	Nebraska	12-34	L

1924 (3-4-1/1-4-1 Missouri Valley Conference)

Coach: Charles Bachman

O 3	a	Washburn	23-0	W
O 10	h	KSTC, Emporia	19-6	W
O 18	h	Kansas	6-0	W
O 25	a	Missouri	7-14	L
N 1	h	Iowa State	0-21	L
N 15	h	Drake	6-7	L
N 22	h	Nebraska [hc]	0-24	L
N 26	a	Oklahoma	7-7	T

1925 (5-2-1/3-2-1 Missouri Valley Conference)

Coach: Charles Bachman

S 26	h	KSTC, Emporia	26-7	W
O 3	h	Oklahoma	16-0	W
O 10	a	Drake	0-19	L
O 17	a	Kansas	14-7	W
O 24	h	Missouri	0-3	L
N 7	a	Marquette	2-0	W
N 14	h	Nebraska [hc]	0-0	T
N 19	a	Iowa State	12-7	W

1926 (5-3/2-2 Missouri Valley Conference)

Coach: Charles Bachman

O 2	h	Texas	13-3	W
O 9	a	Creighton	12-0	W
O 16	h	Kansas [hc]	27-0	W
O 23	a	Oklahoma	15-12	W
O 30	h	Arkansas	16-7	W
N 6	a	Marquette	0-14	L
N 13	a	Nebraska	0-3	L
N 26	h	Iowa State	2-3	L

1927 (3-5/2-4 Missouri Valley Conference)

Coach: Charles Bachman

S 24	h	Fort Hays State	30-6	W
O 1	a	Missouri	6-13	L
O 27	a	Kansas	13-2	W
O 22	h	Oklahoma	20-14	W
O 27	a	Iowa State	7-12	L
N 11	a	Texas	7-41	L
N 19	h	Nebraska [hc]	0-33	L
N 24	h	Oklahoma State	18-25	L

1928 (3-5/0-5 Big 6)

Coach: A.N. "Bo" McMillin

S 29	h	Bethany	32-7	W
O 6	a	Oklahoma State	13-6	W
O 13	h	Fort Hays State	22-7	W
O 20	h	Kansas [hc]	0-7	L
O 27	a	Oklahoma	21-33	L
N 10	h	Missouri	6-19	L
N 17	a	Iowa State	0-7	L
N 29	a	Nebraska	0-8	L

1929 (3-5/3-2 Big 6)

Coach: A.N. "Bo" McMillin

O 5	a	Purdue	14-26	L
O 12	n	Texas A&M (at Dallas)	0-19	L
O 19	a	Kansas	6-0	W
O 26	h	Oklahoma [hc]	13-14	L
N 2	a	Missouri	7-6	W
N 9	h	Iowa State	3-2	W
N 23	h	Nebraska	6-12	L
N 28	a	Marquette	6-25	L

1930 (5-3/3-2 Big 6)

Coach: A.N. "Bo" McMillin

O 4	h	Washburn	14-0	W
O 18	h	Kansas [hc]	0-14	L
O 25	a	Oklahoma	0-7	L

N 1	h	Missouri	20-13	W
N 8	a	West Virginia	7-23	L
N 15	a	Iowa State	13-0	W
N 22	h	Centre College	27-0	W
N 27	a	Nebraska	10-9	W

1931 (8-2/3-2 Big 6)

Coach: A.N. "Bo" McMillin

O 3	h	KSTC, Pittsburg	28-7	W
O 10	a	Missouri	20-7	W
O 17	a	Kansas	13-0	L
O 24	h	Oklahoma	14-0	W
O 31	a	West Virginia	19-0	W
N 7	a	Iowa State	6-7	L
N 14	h	Nebraska [hc]	3-6	L
N 21	h	North Dakota State	19-6	W
N 26	a	Washburn	22-0	W
D 5	a	Wichita	20-6	W

1932 (4-4/2-3 Big 6)

Coach: A.N. "Bo" McMillin

S 24	h	Wichita	26-0	W
O 1	a	Purdue	13-29	L
O 8	a	Kansas Wesleyan %	52-6	W
O 15	h	Missouri	25-0	W
O 22	a	Oklahoma	13-20	L
O 29	a	Nebraska	0-6	L
N 5	h	Iowa State	31-0	W
N 19	h	Kansas [hc]	0-19	L

% First K-State night game, Salina, Kansas

1933 (6-2-1/4-1 Big 6)

Coach: A.N. "Bo" McMillin

S 30	h	KSTC, Emporia	25-0	W
O 6	a	Washington (St. Louis)	20-14	W
O 14	a	Missouri	33-0	W
O 21	h	Nebraska [hc]	0-9	L
O 28	a	Kansas	6-0	W
N 4	a	Michigan State	0-0	T
N 11	a	Iowa State	7-0	W
N 18	h	Oklahoma	14-0	W
N 30	a	Texas Tech	0-6	L

1934 (7-2-1/5-0 Big 6)

Coach: Lynn "Pappy" Waldorf

Big 6 Conference Champions

S 29	h	Fort Hays State	13-0	W
O 6	a	Manhattan (N.Y.) College	13-13	T
O 12	a	Marquette	20-27	L
O 20	h	Kansas [hc]	13-0	W
O 27	a	Tulsa	0-21	L
N 3	a	Washburn	14-6	W
N 10	h	Missouri	29-0	W
N 17	a	Oklahoma	8-7	W
N 24	h	Iowa State	20-0	W
N 29	a	Nebraska	19-7	W

1935 (2-4-3/1-2-2 Big 6)

Coach: Wes Fry

S 27	a	Duquesne	12-0	W
O 5	h	Fort Hays State	0-3	L
O 11	a	Marquette	0-14	L
O 19	h	Nebraska [hc]	0-0	T
O 26	a	Kansas	2-9	L
N 2	a	Tulsa	13-13	T
N 9	a	Iowa State	6-0	W
N 16	h	Oklahoma	0-3	L
N 23	a	Missouri	7-7	T

1936 (4-3-2/2-1-2 Big 6)

Coach: Wes Fry

S 26	h	Fort Hays State	13-0	W
O 3	a	Oklahoma State	31-0	W
O 10	h	Missouri	7-7	T
O 17	a	Marquette	0-13	L
O 24	h	Kansas [hc]	26-6	W
O 31	a	Tulsa	7-10	L
N 7	a	Oklahoma	6-6	T
N 14	h	Iowa State	47-7	W
N 21	a	Nebraska (13)	0-40	L

1937 (4-5/1-4 Big 6)

Coach: Wes Fry

O 2	a	Boston College	7-21	L
O 9	a	Missouri	7-14	L
O 16	h	Marquette	13-0	W
O 23	a	Creighton	15-7	W
O 30	h	Oklahoma [hc]	0-19	L
N 6	h	Washburn	20-7	W
N 13	a	Kansas	7-0	W
N 20	a	Iowa State	7-13	L
N 27	h	Nebraska (11)	0-3	L

1938 (4-4-1/1-3-1 Big 6)

Coach: Wes Fry

O 1	a	Northwestern	0-21	L
O 8	h	Missouri	21-13	W
O 14	a	Marquette	6-0	W
O 22	a	Indiana	13-6	W
O 29	h	Kansas [hc]	7-27	L
N 5	a	Oklahoma (11)	0-26	L
N 12	h	Iowa State	13-13	T
N 19	h	Washburn	41-14	W
N 24	a	Nebraska	7-14	L

1939 (4-5/1-4 Big 6)

Coach: Wes Fry

S 30	h	Fort Hays State	34-7	W
O 14	h	Colorado	20-0	W
O 6	a	Marquette	3-0	W
O 21	a	Missouri	7-9	L
O 28	h	Nebraska (10) [hc]	9-25	L
N 4	a	Kansas	27-6	W
N 11	h	Oklahoma (6)	10-13	L
N 18	a	Iowa State	0-10	L
N 25	a	Boston College	7-38	L

1940 (2-7/1-4 Big 6)

Coach: Hobbs Adams

S 28	h	KSTC, Emporia	21-16	W
O 5	a	Colorado	6-7	L
O 12	h	Missouri	13-24	L
O 19	a	Oklahoma	0-14	L
O 26	h	Kansas [hc]	20-0	W
N 2	a	Michigan State	0-32	L
N 9	a	South Carolina	13-20	L
N 16	h	Iowa State	0-12	L
N 30	a	Nebraska (8)	0-20	L

1941 (2-5/2/1-3-1 Big 6)

Coach: Hobbs Adams

S 27	h	Fort Hays State	0-0	T
O 4	a	Northwestern	3-51	L
O 11	a	Missouri	0-35	L
O 18	h	Oklahoma	0-16	L
N 8	h	South Carolina	3-0	W
N 15	a	Kansas	16-20	L
N 22	a	Iowa State	12-12	T
N 29	a	Arizona	21-28	L
N 1	h	Nebraska [hc]	12-6	W

1942 (3-8/2-3 Big 6)

Coach: Ward Haylett

S 19	a	Kansas Wesleyan	37-6	W
S 26	a	Texas	0-64	L
O 3	h	Fort Riley	7-21	L
O 10	n	Duquesne (at Philadelphia)	0-33	L
O 17	h	Missouri	2-46	L
O 24	h	Kansas [hc]	7-19	L
O 3	a	Wichita	0-9	L
N 7	a	Oklahoma	0-76	L
N 14	a	Indiana	0-54	L
N 21	h	Iowa State	7-6	W
N 28	a	Nebraska	19-0	W

1943 (1-7/0-5 Big 6)

Coach: Ward Haylett

O 2	h	Washburn	13-7	W
O 9	a	Missouri	14-47	L
O 16	h	William Jewell	6-19	L
O 23	h	Oklahoma	0-37	L
O 30	a	Kansas	2-25	L
N 6	h	Nebraska [hc]	7-13	L
N 12	h	Washburn	6-13	L
N 20	a	Iowa State	0-48	L

1944 (2-5-2/1-4 Big 6)

Coach: Ward Haylett

S 30	h	Wichita	6-6	T
O 7	h	Missouri	0-33	L
O 14	a	Michigan State	6-45	L
O 21	a	Oklahoma	0-68	L
O 28	h	Iowa State	0-14	L
N 4	a	Wichita	15-0	W
N 11	h	Kansas [hc]	18-14	W
N 18	h	Olathe NAS	0-0	T
N 25	a	Nebraska	0-35	L

1945 (1-7/0-5 Big 6)

Coach: Lud Fiser

S 29	h	Wichita	13-6	W
O 6	h	Olathe NAS	12-34	L
O 13	a	Marquette	13-55	L
O 20	h	Missouri	7-41	L
O 27	h	Oklahoma	13-41	L
N 3	a	Iowa State	13-40	L

N 10 h Nebraska [hc].....0-24 L
 N 17 a Kansas.....0-27 L

1946 (0-9/0-5 Big 6)
Coach: Hobbs Adams

S 28 a Hardin-Simmons.....7-21 L
 O 5 a Nebraska.....0-31 L
 O 12 a Missouri.....0-26 L
 O 19 a Oklahoma (13).....7-28 L
 N 2 h Iowa State.....7-13 L
 N 9 a San Francisco.....6-38 L
 N 16 h Kansas [hc].....0-34 L
 N 23 a New Mexico.....7-14 L
 N 30 a Arizona.....7-28 L

1947 (0-10/0-5 Big 6)
Coach: Sam Francis

S 20 h Oklahoma State (First night game at Memorial)....0-12 L
 S 26 a Texas-El Paso.....6-20 L
 O 4 h New Mexico.....18-20 L
 O 10 a Boston College.....13-49 L
 O 18 h Missouri.....7-47 L
 O 25 h Nebraska [hc].....7-14 L
 N 1 a Kansas.....0-55 L
 N 8 h Oklahoma.....13-27 L
 N 15 a Iowa State.....0-14 L
 N 29 a Florida.....7-25 L

1948 (1-9/0-6 Big 7)
Coach: Ralph Graham

S 25 a Illinois.....0-40 L
 O 2 h Iowa State.....0-20 L
 O 9 h Arkansas State.....37-6 W
 O 16 a Oklahoma (20).....0-42 L
 O 23 a Colorado.....7-51 L
 O 30 h Missouri (8) [hc].....7-49 L
 N 6 a Nebraska.....0-32 L
 N 2 h Kansas.....14-20 L
 N 20 a Oklahoma State.....6-42 L
 N 25 a Washington (St. Louis).....7-21 L

1949 (2-8/1-5 Big 7)
Coach: Ralph Graham

S 24 h Fort Hays State.....55-0 W
 O 1 h Colorado.....27-13 W
 O 8 h Nebraska.....6-13 L
 O 15 a Iowa State.....21-25 L
 O 22 a Memphis State.....14-21 L
 O 29 a Kansas.....0-38 L
 N 5 h Oklahoma (3) [hc].....0-39 L
 N 12 h Oklahoma State.....14-26 L
 N 19 a Tulsa.....27-48 L
 N 24 a Missouri.....27-34 L

1950 (1-9-1/0-6 Big 7)
Coach: Ralph Graham

S 16 h Baker.....55-0 W
 S 23 a Washington.....7-33 L
 S 30 a Colorado.....6-34 L
 O 7 a Marquette.....6-46 L
 O 14 h Missouri.....7-28 L
 O 21 a Oklahoma (2).....0-58 L
 N 4 h Iowa State [hc].....7-13 L
 N 11 a Nebraska (16).....21-49 L
 N 18 h Kansas.....7-47 L
 N 25 a Oklahoma State.....0-41 L
 D 2 a Wichita.....6-6 T

1951 (0-9/0-6 Big 7)
Coach: Bill Meek

S 22 h Cincinnati.....20-34 L
 S 29 a Iowa.....0-16 L
 O 6 h Nebraska (forfeit).....0-1 L
 O 13 a Iowa State.....6-32 L
 O 20 h Colorado [hc].....7-20 L
 O 27 a Kansas.....14-33 L
 N 3 h Oklahoma (17).....0-33 L
 N 10 a Tulsa.....26-42 L
 N 17 a Missouri (forfeit).....0-1 L

1952 (1-9/0-6 Big 7)
Coach: Bill Meek

S 20 h Bradley.....21-7 W
 S 27 a Cincinnati.....6-13 L
 O 4 h Missouri [hc].....0-26 L
 O 11 a Nebraska.....14-27 L
 O 18 a Tulsa.....7-26 L
 O 25 a Oklahoma (3).....6-49 L
 N 1 h Kansas (9).....6-26 L
 N 8 h Wyoming.....7-20 L
 N 15 a Colorado.....14-34 L
 N 22 h Iowa State.....0-27 L

1953 (6-3-1/4-2 Big 7)
Coach: Bill Meek

S 19 h Drake.....50-0 W
 S 26 a Colorado State.....13-14 L
 O 3 h Nebraska.....27-0 W
 O 10 a Iowa State.....20-12 W
 O 17 h Colorado.....28-14 W
 O 24 h Wichita.....21-0 W
 O 31 h Oklahoma (9) [hc].....0-34 L
 N 7 a Kansas.....7-0 W
 N 14 a Missouri.....6-16 L
 N 21 a Arizona.....26-26 T

1954 (7-3/3-3 Big 7)
Coach: Bill Meek

S 18 h Colorado State.....29-0 W
 S 25 a Wyoming.....21-13 W
 O 2 h Missouri.....7-35 L
 O 9 a Nebraska.....7-3 W
 O 16 a Tulsa.....20-13 W
 O 23 a Oklahoma (1).....0-21 L
 O 30 h Kansas.....28-6 W
 N 6 a Drake.....53-18 W
 N 13 h Iowa State [hc].....12-7 W
 N 20 a Colorado.....14-38 L

1955 (4-6/3-3 Big 7)
Coach: Bus Mertes

S 17 h Wyoming.....7-12 L
 S 24 a Iowa.....7-28 L
 O 1 h Nebraska.....0-16 L
 N 8 h Marquette.....41-0 W
 O 15 h Colorado (20).....13-34 L
 O 22 a Iowa State.....9-7 W
 O 29 h Oklahoma (1) [hc].....7-40 L
 N 5 a Kansas.....46-0 W
 N 12 a Missouri.....21-0 W
 N 19 a Oklahoma State.....0-28 L

1956 (3-7/2-4 Big 7)
Coach: Bus Mertes

S 22 h Oklahoma State.....7-27 L
 S 29 a Colorado.....0-34 L
 O 6 a Oklahoma (1).....0-66 L
 O 13 a Nebraska.....10-7 W
 O 20 h Missouri.....6-20 L
 O 27 a Wyoming.....15-27 L
 N 3 h Kansas.....15-20 L
 N 10 a Marquette.....41-14 W
 N 17 h Iowa State [hc].....32-6 W
 N 24 a Michigan State (10).....17-38 L

1957 (3-6-1/2-4 Big 7)
Coach: Bus Mertes

S 21 a Wyoming.....7-12 L
 S 28 h Brigham Young.....36-7 W
 O 5 h Nebraska.....7-14 L
 O 12 a Pacific.....7-7 T
 O 19 h Colorado [hc].....14-42 L
 O 26 a Iowa State.....14-10 W
 N 2 h Oklahoma (2).....0-13 L
 N 9 a Kansas.....7-13 L
 N 16 a Missouri.....23-21 W
 N 23 a Michigan State (1).....9-27 L

1958 (3-7/2-4 Big 7)
Coach: Bus Mertes

S 20 h Wyoming.....17-14 W
 S 27 a Colorado.....3-13 L
 O 4 h Utah State.....13-20 L
 O 11 a Nebraska.....23-6 W
 O 18 h Missouri [hc].....8-32 L
 O 25 a Oklahoma (9).....6-40 L
 N 1 h Kansas.....12-21 L
 N 8 a Oklahoma State.....7-14 L
 N 15 h Iowa State.....14-6 W
 N 22 a Michigan State.....7-26 L

1959 (2-8/1-5 Big 7)
Coach: Bus Mertes

S 19 h Wichita.....0-19 L
 S 26 a South Dakota State.....28-12 W
 O 3 h Oklahoma State.....21-27 L
 O 10 h Colorado.....17-20 L
 O 17 a Kansas.....14-33 L
 O 24 a Iowa State.....0-26 L
 O 31 a Iowa.....0-53 L
 N 7 h Oklahoma (18) [hc].....0-36 L
 N 14 a Missouri.....0-26 L
 N 21 h Nebraska.....29-14 W

1960 (1-9/0-7 Big 8)
Coach: Doug Weaver

S 17 h South Dakota State.....20-6 W
 S 24 h Kansas (7).....0-41 L
 O 1 a Colorado.....7-27 L
 O 8 a Nebraska.....7-17 L
 O 15 h Missouri (6).....0-45 L
 O 22 a Oklahoma.....7-49 L
 O 29 a Minnesota (6).....7-48 L
 N 5 h Oklahoma State [hc].....7-28 L
 N 12 h Iowa State.....7-20 L
 N 19 a Arizona.....16-35 L

1961 (2-8/0-7 Big 8)
Coach: Doug Weaver

S 23 h Indiana.....14-8 W
 S 30 a Air Force.....14-12 W
 O 7 h Nebraska.....0-24 L
 O 14 a Kentucky.....8-21 L
 O 21 h Colorado (9) [hc].....0-13 L
 O 28 a Iowa State.....7-31 L
 N 4 h Oklahoma.....6-17 L
 N 11 a Kansas.....0-34 L
 N 18 a Missouri.....9-27 L
 N 25 a Oklahoma State.....0-45 L

1962 (0-10/0-7 Big 8)
Coach: Doug Weaver

S 22 a Indiana.....0-21 L
 S 29 a Colorado.....0-6 L
 O 6 a Washington (8).....0-41 L
 O 13 h Missouri.....0-32 L
 O 20 a Nebraska.....6-26 L
 O 27 a Oklahoma.....0-47 L
 N 3 h Kansas.....0-38 L
 N 10 a Arizona.....13-14 L
 N 17 h Iowa State [hc].....14-28 L
 N 24 h Oklahoma State.....6-30 L

1963 (2-7/1-5 Big 8)
Coach: Doug Weaver

S 21 h Brigham Young.....24-7 W
 S 28 a San Jose State.....0-16 L
 O 5 h Colorado.....7-21 L
 O 12 a Missouri.....11-21 L
 O 19 h Nebraska.....6-28 L
 O 26 h Oklahoma (7) [hc].....9-34 L
 N 2 a Kansas.....0-34 L
 N 9 a Texas Tech.....13-51 L
 N 16 a Iowa State.....21-10 W
 Oklahoma State (canceled)

1964 (3-7/3-4 Big 8)
Coach: Doug Weaver

S 19 a Wisconsin.....7-17 L
 O 3 a Colorado.....16-14 W
 O 10 h Missouri.....0-7 L
 O 17 a Nebraska (6).....0-47 L
 O 24 a Oklahoma.....0-44 L
 O 31 h Kansas [hc].....0-7 L
 N 7 a Arizona State.....10-21 L
 N 14 h Iowa State.....7-6 W
 N 21 h Oklahoma State.....17-14 W
 N 28 a New Mexico.....7-9 L

1965 (0-10/0-7 Big 8)
Coach: Doug Weaver

S 18 a Indiana.....7-19 L
 S 24 a Brigham Young.....3-21 L
 O 2 h Colorado.....0-36 L
 O 9 a Missouri.....6-28 L
 O 16 h Nebraska (2).....0-41 L
 O 23 h Oklahoma [hc].....0-27 L
 O 30 a Kansas.....0-34 L
 N 6 h Cincinnati.....14-21 L
 N 13 a Iowa State.....6-38 L
 N 20 a Oklahoma State.....7-31 L

1966 (0-9-1/0-6-1 Big 8)
Coach: Doug Weaver

S 17 a Army.....6-21 L
 S 24 h New Mexico.....8-28 L
 O 1 a Colorado (20).....0-10 L
 O 8 h Missouri.....0-27 L
 O 15 a Nebraska (6).....10-21 L
 O 22 a Cincinnati.....14-28 L
 O 29 h Kansas [hc].....3-3 T
 N 5 a Oklahoma.....6-37 L
 N 12 h Iowa State.....13-30 L
 N 19 h Oklahoma State.....6-21 L

1967 (1-9/0-7 Big 8)
 Coach: Vince Gibson

S 23	a	Colorado State	17-7	W
S 30	h	Virginia Tech	3-15	L
O 7	h	Nebraska (7)	14-16	L
O 14	a	Iowa State	0-17	L
O 21	h	Oklahoma [hc]	7-46	L
O 28	a	Arkansas (at Little Rock, Ark.)	7-28	L
N 4	a	Kansas	16-17	L
N 11	a	Missouri	6-28	L
N 18	h	Colorado (19)	6-40	L
N 25	a	Oklahoma State	14-49	L

1968 (4-6/2-5 Big 8)
 Coach: Vince Gibson

S 21	h	Colorado State #	21-0	W
S 28	a	(20) Penn State (4)	9-25	L
O 5	a	Virginia Tech	34-19	W
O 12	h	Iowa State	14-23	L
O 19	a	Colorado	14-37	L
O 26	h	Missouri (14)	20-56	L
N 2	a	Oklahoma	20-35	L
N 9	a	Nebraska	12-0	W
N 16	h	Kansas (7) [hc]	29-38	L
N 23	h	Oklahoma State	21-14	W

First Game at KSU Stadium

1969 (5-5/3-4 Big 8)
 Coach: Vince Gibson

S 20	a	Baylor	48-15	W
S 27	a	Arizona	42-27	W
O 4	h	Penn State (2)	14-17	L
O 11	a	Kansas	26-22	W
O 18	h	Iowa State	34-7	W
O 25	h	(18) Oklahoma (11) [hc]*	59-21	W
N 1	a	(12) Missouri (14)	38-41	L
N 8	a	(15) Oklahoma State	19-28	L
N 15	h	Nebraska (17)	7-10	L
N 22	a	Colorado	32-45	L

* First win over a ranked opponent

1970 (6-5/5-2 Big 8)
 Coach: Vince Gibson

S 12	h	Utah State	37-0	W
S 19	a	Kentucky	3-16	L
S 26	a	Arizona State	13-35	L
O 3	h	Colorado (8)	21-20	W
O 10	h	Kansas	15-21	L
O 17	a	Iowa State	17-0	W
O 24	a	Oklahoma	19-14	W
O 31	h	Missouri (17)	17-13	W
N 7	h	Oklahoma State [hc]	28-15	W
N 14	a	(20) Nebraska (4)	13-51	L
N 21	a	Florida State	7-31	L

1971 (5-6/2-5 Big 8)
 Coach: Vince Gibson

S 11	h	Utah State	7-10	L
S 18	a	Tulsa	19-10	W
S 25	h	Brigham Young	23-7	W
O 2	a	Colorado (6)	21-31	L
O 9	a	Kansas	13-39	L
O 16	h	Iowa State [hc]	0-24	L
O 23	h	Oklahoma (2)	28-75	L
O 30	a	Missouri	28-12	W
N 6	a	Oklahoma State	35-23	W
N 13	h	Nebraska (1)	17-44	L
N 20	a	Memphis State	28-21	W

1972 (3-8/1-6 Big 8)
 Coach: Vince Gibson

S 9	h	Tulsa	21-13	W
S 16	a	Brigham Young	9-32	L
S 23	a	Arizona State (10)	14-56	L
S 30	h	Tampa	31-7	W
O 7	h	Colorado (12)	17-38	L
O 14	h	Kansas	20-19	W
O 21	a	Iowa State (20)	22-25	L
O 28	a	Oklahoma (8)	0-52	L
N 4	h	Missouri (16)	14-31	L
N 11	h	Oklahoma State [hc]	14-45	L
N 18	a	Nebraska (5)	7-59	L

1973 (5-6/2-5 Big 8)
 Coach: Vince Gibson

S 15	a	Florida (14)	10-21	L
S 22	h	Tulsa	21-0	W
S 29	a	Tampa	17-0	W
O 6	h	Memphis State	21-16	W
O 13	a	Kansas (19)	18-25	L
O 20	h	Iowa State	21-19	W
O 27	h	Oklahoma (3) [hc]	14-56	L
N 3	a	Missouri (12)	7-31	L

N 10	a	Oklahoma State	9-28	L
N 17	h	Nebraska (10)	21-50	L
N 24	a	Colorado	17-14	W

1974 (4-7/1-6 Big 8)
 Coach: Vince Gibson

S 14	h	Tulsa	31-14	W
S 21	h	Wichita State	17-0	W
S 28	h	Pacific	38-7	W
O 5	a	Mississippi State	16-21	L
O 12	h	Kansas (19)	13-20	L
O 19	a	Iowa State	18-23	L
O 26	a	Oklahoma (2)	0-63	L
N 2	h	Missouri	15-52	L
N 9	h	Oklahoma State (17) [hc]	5-29	L
N 16	a	Nebraska (6)	7-35	L
N 23	h	Colorado	33-19	W

1975 (3-8/0-7 Big 8)
 Coach: Ellis Rainsberger

S 13	a	Tulsa	17-16	W
S 20	h	Wichita State	32-0	W
S 27	a	Wake Forest	17-16	W
O 4	h	Texas A&M (6)	0-10	L
O 11	h	Iowa State	7-17	L
O 18	h	Oklahoma (2) [hc]	3-25	L
O 25	a	Missouri (15)	3-35	L
N 1	a	Kansas	0-28	L
N 8	h	Nebraska (3)	0-12	L
N 15	a	Oklahoma State	3-56	L
N 22	a	Colorado (9)	7-33	L

1976 (1-10/0-7 Big 8)
 Coach: Ellis Rainsberger

S 11	h	Brigham Young	13-3	W
S 18	a	Texas A&M (11)	14-34	L
S 25	h	Wake Forest	0-13	L
O 2	a	Florida State	10-20	L
O 9	h	Missouri (9)	21-28	L
O 16	a	Nebraska (3)	0-51	L
O 23	h	Kansas	14-24	L
O 30	a	Iowa State	14-45	L
N 6	a	Oklahoma (17)	20-49	L
N 13	h	Oklahoma State (17) [hc]	21-45	L
N 20	h	Colorado (15)	28-35	L

1977 (2-9/0-7 Big 8)
 Coach: Ellis Rainsberger

S 10	a	Brigham Young	0-39	L
S 17	h	Florida State	10-18	L
S 24	a	Wichita State	21-14	W
O 1	h	Mississippi St. (18) (forfeit)	21-24	W
O 8	h	Nebraska (9)	9-26	L
O 15	a	Oklahoma State	14-21	L
O 22	a	Missouri	13-28	L
O 29	h	Oklahoma (4)	7-42	L
N 5	a	Kansas	21-29	L
N 12	h	Iowa State [hc]	15-22	L
N 19	a	Colorado	0-23	L

1978 (4-7/3-4 Big 8)
 Coach: Jim Dickey

S 9	a	Arizona	0-31	L
S 16	h	Auburn	32-45	L
S 23	a	Tulsa	14-24	L
S 30	h	Air Force	34-21	W
O 7	h	Oklahoma State	18-7	W
O 14	a	Nebraska (8)	14-48	L
O 21	h	Missouri (13) [hc]	14-56	L
O 28	a	Oklahoma (1)	19-56	L
N 4	a	Iowa State	0-24	L
N 11	h	Colorado	20-10	W
N 18	h	Kansas	36-20	W

1979 (3-8/1-6 Big 8)
 Coach: Jim Dickey

S 15	a	Auburn	18-26	L
S 22	h	Oregon State	22-16	W
S 29	a	Air Force	19-6	W
O 6	h	Tulsa	6-9	L
O 13	h	Iowa State [hc]	3-7	L
O 20	h	Oklahoma (9)	6-38	L
O 27	a	Missouri	19-3	W
N 3	a	Kansas	28-36	L
N 10	h	Nebraska (2)	12-21	L
N 17	a	Oklahoma State	15-42	L
N 24	a	Colorado	6-21	L

1980 (4-7/1-6 Big 8)
 Coach: Jim Dickey

S 13	a	LSU	0-21	L
S 20	h	South Dakota	24-3	W
S 27	h	Arkansas State	31-7	W

O 4	a	Tulsa	0-3	L
O 11	a	Iowa State	7-31	L
O 18	a	Oklahoma (17)	21-35	L
O 25	h	Missouri (16) [hc]	3-13	L
N 1	h	Kansas (forfeit) @	18-20	W
N 8	a	Nebraska (5)	8-55	L
N 15	h	Oklahoma State	0-10	L
N 22	h	Colorado	17-14	W

@ K-State later awarded 1-0 victory by forfeit

1981 (2-9/1-6 Big 8)
 Coach: Jim Dickey

S 12	h	South Dakota	31-10	W
S 19	a	Washington (15)	3-20	L
S 26	h	Drake	17-18	L
O 3	a	Tulsa	21-35	L
O 10	a	Missouri (13)	13-58	L
O 17	h	Nebraska (19)	3-49	L
O 24	a	Kansas	14-17	L
O 31	h	Iowa State [hc]	10-7	W
N 7	h	Oklahoma (17)	21-28	L
N 14	a	Oklahoma State	10-31	L
N 21	a	Colorado	21-24	L

1982 (6-5-1/3-3-1 Big 8)
 Coach: Jim Dickey

S 11	h	Kentucky	23-9	W
S 18	h	South Dakota	42-3	W
S 25	h	Wichita State	31-7	W
O 2	a	Arizona State (13)	7-30	L
O 9	h	Missouri [hc]	7-7	T
O 16	a	Nebraska (6)	13-42	L
O 23	h	Kansas	36-7	W
O 30	a	Iowa State	9-3	W
N 6	a	Oklahoma (14)	10-24	L
N 13	h	Oklahoma State	16-24	L
N 20	h	Colorado	33-10	W

Independence Bowl (Shreveport, Louisiana)

D 11	n	Wisconsin	3-14	L
------	---	-----------	------	---

1983 (3-8/1-6 Big 8)
 Coach: Jim Dickey

S 3	h	Long Beach	20-28	L
S 10	a	Kentucky	12-31	L
S 17	h	TCU	20-3	W
S 24	h	Wyoming	27-25	W
O 1	h	Oklahoma (9)	10-29	L
O 15	a	Kansas	3-31	L
O 22	a	Missouri	0-38	L
O 29	h	Nebraska (1)	25-51	L
N 5	a	Oklahoma State	21-20	W
N 12	h	Iowa State [hc]	27-49	L
N 19	a	Colorado	21-38	L

1984 (3-7-1/2-4-1 Big 8)
 Coach: Jim Dickey

S 8	a	Vanderbilt	14-26	L
S 15	h	Tennessee Tech	28-12	W
S 22	a	TCU	10-42	L
S 29	a	Oklahoma (7)	6-24	L
O 6	a	South Carolina	17-49	L
O 13	h	Kansas	24-7	W
O 20	h	Missouri [hc]	21-61	L
O 27	a	Nebraska (4)	14-62	L
N 3	h	Oklahoma State (7)	6-34	L
N 10	a	Iowa State	7-7	T
N 17	h	Colorado	38-6	W

1985 (1-10/1-6 Big 8)
 Coach: Jim Dickey

S 7	h	Wichita State	10-16	L
S 14	h	Northern Iowa	6-10	L

Interim Coach: Lee Moon

S 21	h	TCU	22-24	L
S 28	h	North Texas State	10-22	L
O 5	h	Oklahoma (2) [hc]	6-41	L
O 19	a	Kansas	7-38	L
O 26	a	Missouri	20-17	W
N 2	h	Nebraska (5)	3-41	L
N 9	a	Oklahoma State (10)	3-35	L
N 16	h	Iowa State	14-21	L
N 23	a	Colorado	0-30	L

1986 (2-9/1-6 Big 8)
 Coach: Stan Parrish

A 30	h	Western Illinois	35-7	W
S 6	a	Texas Tech	7-41	L
S 13	h	Northern Iowa	0-17	L
S 20	a	TCU	22-35	L
O 4	a	Oklahoma (6)	10-56	L
O 18	h	Kansas	29-12	W
O 25	h	Missouri [hc]	6-17	L
N 1	a	Nebraska (9)	0-38	L

N 8 h Oklahoma State3-23 L
N 15 a Iowa State19-48 L
N 22 h Colorado3-49 L

1987 (0-10-1/0-6-1 Big 8)

Coach: Stan Parrish

S 5 h Austin Peay State22-26 L
S 19 h Army14-41 L
S 26 a Iowa (19)13-38 L
O 3 h Tulsa25-37 L
O 10 a Missouri10-34 L
O 17 h Oklahoma (1) [hc]10-59 L
O 24 a Nebraska (2)3-56 L
O 31 a Oklahoma State (12)7-56 L
N 7 h Kansas17-17 T
N 14 a Iowa State14-16 L
N 21 h Colorado0-41 L

1988 (0-11/0-7 Big 8)

Coach: Stan Parrish

S 3 a Tulsa9-35 L
S 10 h Iowa (17)10-45 L
S 17 a Tulane16-20 L
O 1 h Louisiana Tech [hc]28-31 L
O 8 h Missouri21-52 L
O 15 a Oklahoma (10)24-70 L
O 22 h Nebraska (5)3-48 L
O 29 h Oklahoma State (12)27-45 L
N 5 a Kansas12-30 L
N 12 h Iowa State7-16 L
N 19 a Colorado14-56 L

1989 (1-10/0-7 Big 8)

Coach: Bill Snyder

S 9 a Arizona State0-31 L
S 16 h Northern Iowa8-10 L
S 23 h Northern Illinois20-37 L
S 30 h North Texas State20-17 W
O 7 a Nebraska (4)7-58 L
O 14 a Oklahoma State13-17 L
O 21 h Missouri9-21 L
O 28 h Kansas [hc]16-21 L
N 4 a Iowa State11-36 L
N 11 a Oklahoma19-42 L
N 18 h Colorado (2)11-59 L

1990 (5-6/2-5 Big 8)

Coach: Bill Snyder

S 8 h Western Illinois27-6 W
S 15 h New Mexico State52-7 W
S 22 a Northern Illinois35-42 L
S 29 h New Mexico38-6 W
O 6 h Nebraska (8)8-45 L
O 13 h Oklahoma State23-17 W
O 20 a Missouri10-31 L
O 27 a Kansas24-27 L
N 3 h Iowa State [hc]28-14 W
N 10 a Oklahoma7-34 L
N 17 a Colorado (2)3-64 L

1991 (7-4/4-3 Big 8)

Coach: Bill Snyder

S 7 h Indiana State26-25 W
S 14 h Idaho State41-7 W
S 21 h Northern Illinois34-17 W
S 28 a Washington (4)3-56 L
O 12 h Kansas [hc]16-12 W
O 19 a Nebraska (9)31-38 L
O 26 h Colorado (16)0-10 L
N 2 a Oklahoma (21)7-28 L
N 9 a Iowa State37-7 W
N 16 h Missouri32-0 W
N 23 a Oklahoma State36-26 W

1992 (5-6/2-5 Big 8)

Coach: Bill Snyder

S 19 h Montana27-12 W
S 26 h Temple35-14 W
O 3 h New Mexico State19-0 W
O 10 a Kansas7-31 L
O 17 a Utah State16-28 L
O 24 a Colorado (9)7-54 L
O 31 a Oklahoma14-16 L
N 5^(TH) h Iowa State [hc]22-13 W
N 14 a Missouri14-27 L
N 21 h Oklahoma State10-0 W
D 5 n Nebraska (11) #24-38 L

Coca Cola Bowl (Tokyo, Japan)

1993 (9-2-1/4-2-1 Big 8)

Coach: Bill Snyder

Final Rankings: 20th-AP, 18th-CNN/USA Today Coaches, UPI

S 4 h New Mexico State34-10 W
S 11 h Western Kentucky38-13 W
S 18 a Minnesota30-25 W
S 25 h UNLV36-20 W
O 9 h Kansas10-9 W
O 16 a Nebraska (6)28-45 L
O 23 h Colorado (16)16-16 T
O 30 h (25) Oklahoma (13) [hc]21-7 W
N 6 a (18) Iowa State23-27 L
N 13 h (24) Missouri31-21 W
N 20 a (20) Oklahoma State21-17 W

Copper Bowl (Tucson, Arizona)

D 29^(W) n (20) Wyoming52-17 W

1994 (9-3/5-2 Big 8)

Coach: Bill Snyder

Final Rankings: 19th-AP, 16th-CNN/USA Today Coaches, UPI

S 3 h Louisiana-Lafayette34-6 W
S 17 h Rice27-18 W
S 24 h Minnesota35-0 W
O 6^(TH) a (19) Kansas21-13 W
O 15 h (16) Nebraska (2)6-17 L
O 22 a (19) Colorado (2)21-35 L
O 29 a (23) Oklahoma (25)37-20 W
N 5 h (15) Iowa State [hc]38-20 W
N 12 a (11) Missouri21-18 W
N 19 h (11) Oklahoma State23-6 W
N 26 a (11) UNLV42-3 W

Aloha Bowl (Honolulu, Hawaii)

D 25^(SU) n (11) Boston College7-12 L

1995 (10-2/5-2 Big 8)

Coach: Bill Snyder

Final Rankings: 7th-AP and UPI, 6th-CNN/USA Today Coaches

S 2 h Temple34-7 W
S 9 a (21) Cincinnati23-21 W
S 23 h (19) Akron67-0 W
S 30 h (16) Northern Illinois44-0 W
O 7 h (13) Missouri30-0 W
O 14 a (8) Oklahoma State23-17 W
O 21 a (8) Nebraska (2)25-49 L
O 28 h (14) Kansas (6)41-7 W
N 4 h (9) Oklahoma (25) [hc]49-10 W
N 11 a (7) Iowa State49-7 W
N 18 h (7) Colorado (9)17-27 L

Holiday Bowl (San Diego, California)

D 29^(F) n (10) Colorado State (25)54-21 W

1996 (9-3/6-2 Big 12)

Coach: Bill Snyder

Final Rankings: 17th-AP, 17th-CNN/USA Today Coaches

A 31 h (21) Texas Tech #21-14 W
S 7 h (21) Indiana State59-3 W
S 14 h (17) Cincinnati35-0 W
S 21 a (16) Rice34-7 W
O 5 h (16) Nebraska (6)3-39 L
O 12 a (22) Missouri35-10 W
O 19 a (21) Texas A&M23-20 W
O 26 h (16) Oklahoma42-35 W
N 9 a (13) Kansas38-12 W
N 16 a (9) Colorado (6)0-12 L
N 23 h (14) Iowa State [hc]35-20 W

Cotton Bowl (Dallas, Texas)

J 1^(W) n (14) Brigham Young (5)15-19 L

1997 (11-1/7-1 Big 12)

Coach: Bill Snyder

Final Rankings: 8th-AP, 7th-ESPN/USA Today Coaches

S 6 a (21) Northern Illinois47-7 W
S 13 h (20) Ohio23-20 W
S 27 h (18) Bowling Green58-0 W
O 4 a (17) Nebraska (3)26-56 L
O 11 h (22) Missouri41-11 W
O 18 h (20) Texas A&M (14) [hc]36-17 W
O 25 a (14) Oklahoma26-7 W
N 1 a (13) Texas Tech13-2 W
N 8 h (11) Kansas48-16 W
N 15 h (10) Colorado37-20 W
N 22 a (9) Iowa State28-3 W

Fiesta Bowl (Tempe, Arizona)

D 31^(W) n (10) Syracuse (14)35-18 W

1998 (11-2/8-0 Big 12)

Coach: Bill Snyder

Big 12 North Division Champions

Final Rankings: 10th-AP, 9th-ESPN/USA Today Coaches

S 5 h (6) Indiana State66-0 W
S 12 h (5) Northern Illinois73-7 W
S 19 h (5) Texas48-7 W
S 26 h (5) Louisiana-Monroe62-7 W

O 10 a (5) Colorado (14)16-9 W
O 17 h (4) Oklahoma State52-20 W
O 24 h (4) Iowa State [hc]52-7 W
O 31 a (4) Kansas54-6 W
N 7 a (4) Baylor49-6 W
N 14 h (2) Nebraska (11)40-30 W
N 21 a (2) Missouri (19)31-25 W

Big 12 Championship Game (St. Louis, Missouri)

D 5 n (2) Texas A&M (10)33-36 (20T) L

Alamo Bowl (San Antonio, Texas)

D 29^(TU) n (4) Purdue34-37 L

Note: Kansas State earned its first No. 1 ranking in school history from Nov. 8-Nov. 29 in the ESPN/USA Today Coaches Poll.

1999 (11-1/7-1 Big 12)

Coach: Bill Snyder

Big 12 North Division Co-Champions

Final Rankings: 6th-AP, 6th-ESPN/USA Today Coaches

S 11 h (17) Temple40-0 W
S 18 h (16) Texas-El Paso40-7 W
S 25 a (15) Iowa State35-28 W
O 2 a (13) Texas (15)35-17 W
O 9 h (9) Kansas50-9 W
O 16 h (9) Utah State40-0 W
O 23 a (7) Oklahoma State44-21 W
O 30 h (6) Baylor [hc]48-7 W
N 6 h (6) Colorado20-14 W
N 13 a (5) Nebraska (7)15-41 L
N 20 h (9) Missouri66-0 W

Holiday Bowl (San Diego, California)

D 29^(W) n (7) Washington24-20 W

2000 (11-3/6-2 Big 12)

Coach: Bill Snyder

Big 12 North Division Co-Champions

Final Rankings: 9th-AP, 8th-ESPN/USA Today Coaches

A 26 n (8) Iowa #27-7 W
S 2 h (8) Louisiana Tech54-10 W
S 16 h (7) Ball State76-0 W
S 23 h (4) North Texas55-10 W
S 30 a (5) Colorado44-21 W
O 7 a (4) Kansas52-13 W
O 14 h (2) Oklahoma (8)31-41 L
O 21 h (10) Texas Tech [hc]28-23 W
O 28 a (10) Texas A&M10-26 L
N 4 h (19) Iowa State56-10 W
N 11 h (16) Nebraska (4)29-28 W
N 18 a (9) Missouri28-24 W

Big 12 Championship Game (Kansas City, Missouri)

D 2 n (8) Oklahoma (1)24-27 L

Cotton Bowl (Dallas, Texas)

J 1^(M) n (11) Tennessee (21)35-21 W

Eddie Robinson Football Classic (Kansas City, Missouri)

2001 (6-6/3-5 Big 12)

Coach: Bill Snyder

S 8 a (12) Southern California10-6 W
S 15 h (12) Louisiana Techppd
S 22 h (12) New Mexico State64-0 W
S 29 a (11) Oklahoma (3)37-38 L
O 6 h (12) Colorado6-16 L
O 13 a (24) Texas Tech19-38 L
O 20 h Texas A&M24-31 L
O 27 h Kansas [hc]40-6 W
N 3 a Iowa State42-3 W
N 10 a Nebraska (2)21-31 L
N 17 h Louisiana Tech40-7 W
N 24 h Missouri24-3 W

Insight.com Bowl (Phoenix, Arizona)

D 29 n Syracuse (18)3-26 L

2002 (11-2/6-2 Big 12)

Coach: Bill Snyder

Final Rankings: 7th-AP, 6th-ESPN/USA Today Coaches

A 31 h Western Kentucky48-3 W
S 7 h Louisiana-Monroe68-0 W
S 14 h Eastern Illinois63-13 W
S 21 h (25) Southern California (11)27-20 W
O 5 a (13) Colorado31-35 L
O 12 h (19) Oklahoma State44-9 W
O 19 h (17) Texas (8)14-17 L
O 26 a (20) Baylor44-10 W
N 2 a (14) Kansas64-0 W
N 9 h (12) Iowa State (21) [hc]58-7 W
N 16 h (11) Nebraska49-13 W
N 23 a (10) Missouri38-0 W

Holiday Bowl (San Diego, California)

D 27^(F) n (6) Arizona State34-27 W

ALL-TIME BOWL RESULTS [8-12]

Season*	Bowl	Date	Location	Stadium	Opponent	W / L	Score	Att.
1982	Independence	December 11, 1982	Shreveport, La.	Independence Stadium	Wisconsin	L	3-14	49,523
1993	Copper [^]	December 29, 1993	Tucson, Ariz.	Arizona Stadium	Wyoming	W	52-17	49,075
1994	Aloha	December 25, 1995	Honolulu, Hawai'i	Aloha Stadium	Boston College	L	7-12	44,862
1995	Holiday	December 29, 1995	San Diego, Calif.	Jack Murphy Stadium	Colorado State	W	54-21	51,051
1996	Cotton	January 1, 1997	Dallas, Texas	The Cotton Bowl	BYU	L	15-19	71,928
1997	Fiesta	December 31, 1997	Tempe, Ariz.	Sun Devil Stadium	Syracuse	W	35-18	69,369
1998	Alamo	December 29, 1998	San Antonio, Texas	Alamodome	Purdue	L	34-37	60,780
1999	Holiday	December 29, 1999	San Diego, Calif.	Qualcomm Stadium	Washington	W	24-20	57,118
2000	Cotton	January 1, 2001	Dallas, Texas	The Cotton Bowl	Tennessee	W	35-21	63,465
2001	Insight.com [^]	December 29, 2001	Phoenix, Ariz.	Bank One Ballpark	Syracuse	L	3-26	40,028
2002	Holiday	December 27, 2002	San Diego, Calif.	Qualcomm Stadium	Arizona State	W	34-27	58,717
2003	Fiesta	January 2, 2004	Tempe, Ariz.	Sun Devil Stadium	Ohio State	L	28-35	73,425
2006	Texas	December 28, 2006	Houston, Texas	Reliant Stadium	Rutgers	L	10-37	52,210
2010	Pinstripe	December 30, 2010	Bronx, N.Y.	Yankee Stadium	Syracuse	L	34-36	38,274
2011	Cotton	January 6, 2012	Arlington, Texas	Cowboys Stadium	Arkansas	L	16-29	80,956
2012	Fiesta	January 3, 2013	Glendale, Ariz.	University of Phoenix Stadium	Oregon	L	17-35	70,242
2013	Buffalo Wild Wings [^]	December 28, 2013	Tempe, Ariz.	Sun Devil Stadium	Michigan	W	31-14	53,284
2014	Alamo	January 2, 2015	San Antonio, Texas	Alamodome	UCLA	L	35-40	60,517
2015	Liberty	January 2, 2016	Memphis, Tenn.	Liberty Bowl Memorial Stadium	Arkansas	L	23-45	61,136
2016	Texas	December 28, 2016	Houston, Texas	NRG Stadium	Texas A&M	W	33-28	68,412

* Actual season, not current year if played in January
[^] Now named Cactus Bowl

BOWL BREAKDOWN

Alamo Bowl	0-2
1998 Purdue 37, K-State 34	
2014 UCLA 40, K-State 35	
Aloha Bowl	0-1
1994 Boston College 12, K-State 7	
Cactus Bowl	2-1
1993 K-State 52, Wyoming 17 (Copper Bowl; Tucson, Ariz.)	
2001 Syracuse 26, K-State 3 (Insight.com Bowl; Phoenix, Ariz.)	
2013 K-State 31, Michigan 14 (Buffalo Wild Wings Bowl)	
Cotton Bowl	1-2
1996 BYU 19, K-State 15	
2000 K-State 35, Tennessee 21	
2011 Arkansas 29, K-State 16	
Fiesta Bowl	1-2
1997 K-State 35, Syracuse 18	
2003 Ohio State 35, K-State 28	
2012 Oregon 35, K-State 17	
Holiday Bowl	3-0
1995 K-State 54, Colorado State 21	
1999 K-State 24, Washington 20	
2002 K-State 34, Arizona State 27	
Independence Bowl	0-1
1982 Wisconsin 14, K-State 3	
Liberty Bowl	0-1
2015 Arkansas 45, K-State 23	
Pinstripe Bowl	0-1
2010 Syracuse 36, K-State 34	
Texas Bowl	1-1
2006 Rutgers 34, K-State 10	
2016 K-State 33, Texas A&M 28	

BOWL HONORS

1993 Copper Bowl	2001 Insight.com Bowl
Andre Coleman, WR (Offensive MVP)	Terry Pierce, LB (Sportsmanship Award)
Kenny McEntyre, CB (Defensive MVP)	
1994 Aloha Bowl	2002 Holiday Bowl
Joe Gordon, CB (K-State MVP)	Eli Roberson, QB (Offensive MVP)
1995 Holiday Bowl	2004 Fiesta Bowl
Brian Kavanagh, QB (Offensive MVP)	Darren Sproles, RB (Sportsmanship Award)
Mario Smith, FS (Defensive MVP)	
1997 Cotton Bowl	2013 Fiesta Bowl
Kevin Lockett, WR (Co-Offensive MVP)	Collin Klein, QB (Sportsmanship Award)
1997 Fiesta Bowl	2013 Buffalo Wild Wings Bowl
Michael Bishop, QB (Offensive MVP)	Tyler Lockett, WR (Offensive MVP)
Travis Ochs, LB (Defensive MVP)	Dante Barnett, DB (Defensive MVP)
1998 Alamo Bowl	2015 Alamo Bowl
Jarrod Cooper, SS (Sportsmanship Award)	Tyler Lockett, WR (Sportsmanship Award)
1999 Holiday Bowl	2016 Liberty Bowl
Jonathan Beasley, QB (Offensive MVP)	Kody Cook, QB (K-State Off. MVP)
Darren Howard, DE (Defensive MVP)	Charmeachelle Moore, LB (K-State Def. MVP)
2001 Cotton Bowl	2016 Texas Bowl
Jonathan Beasley, QB (Offensive MVP)	Jesse Ertz, QB (MVP)
Chris Johnson, DE (Defensive MVP)	

RECORD VS. OPPONENT


Arizona State.....	1-0	Syracuse.....	1-2
Arkansas.....	0-2	Rutgers.....	0-1
Boston College.....	0-1	Tennessee.....	1-0
BYU.....	0-1	Texas A&M.....	1-0
Colorado State.....	1-0	UCLA.....	0-1
Michigan.....	1-0	Washington.....	1-0
Ohio State.....	0-1	Wisconsin.....	0-1
Oregon.....	0-1	Wyoming.....	1-0
Purdue.....	0-1		

1982 INDEPENDENCE BOWL

WISCONSIN 14, K-STATE 3
INDEPENDENCE STADIUM • SHREVEPORT, LA.
DECEMBER 11, 1982 • 49,523



FINAL SCORE	1	2	3	4	F	
Kansas State	0	3	0	0	—	3
Wisconsin	0	7	7	0	—	14



Wisconsin quarterback **Randy Wright** tossed two touchdown passes and the Badgers overcame an early Kansas State lead for a hard-earned 14-3 victory over the Wildcats in the seventh annual Independence Bowl before an announced crowd of 49,523.

The low-scoring game was played in cold and wet conditions as a 23 mile-per-hour wind dropped temperatures to 10 below zero and made things difficult for both offenses.

After a scoreless first quarter, K-State took the game's first lead with 7:10 left in the second period

when **Steve Willis** booted a 29-yard field goal after defensive end **Bob Daniels** recovered a fumble at the Badger 18-yard line.

The Wildcats' lead was short-lived, however. On Wisconsin's ensuing drive, the Badgers marched 79 yards in eight plays, scoring a touchdown on a 16-yard pass from Wright to **Michael Jones** for a 7-3 halftime lead.

Wisconsin struck again midway through the third quarter, when game offensive MVP Wright connected with **Tim Stracka** on an 87-yard pass for a 14-3 Badger advantage.

K-State drove deep into Wisconsin territory on its next two possessions, but was unable to score. One opportunity ended when a Wildcat pass was intercepted in the Badger end zone while the other was stymied at the Wisconsin 26-yard line when K-State could not convert on fourth down.

Darrell Ray Dickey completed just 13 of 35 passes for 127 yards and one interception on the game for 1982 Big Eight Coach of the Year **Jim Dickey's** Wildcat squad.

SCORING

SECOND QUARTER

KS – Willis 29 yd field goal, 7:10

UW – Jones 16 yd pass from Wright (Rohde kick), 4:51

THIRD QUARTER

UW – Stracka 87 yd pass from Wright (Rohde kick), 14:47

K-STATE STATISTICAL LEADERS

Rushing	Att.	Yds.	TD
Kilsimasi Taoluo	10	31	0
Isoefatu Faraimo	11	25	0
Darrell Dickey	5	6	0

Passing	C-A-I	Yds.	TD
Darrell Dickey	13-35-1	127	0


Receiving	Rec.	Yds.	TD
Greg Dageforde	4	30	0
Mike Wallace	3	51	0
Kilsimasi Taoluo	3	26	0

1993 COPPER BOWL

[20] K-STATE 52, WYOMING 17
ARIZONA STADIUM • TUCSON, ARIZ.
DECEMBER 29, 1993 • 49,075



FINAL SCORE	1	2	3	4	F	
Kansas State	9	15	14	14	—	52
Wyoming	3	7	0	7	—	17



Kansas State put the finishing touches on one of the finest football seasons in school history with a 52-17 domination of Wyoming before 49,075 in the 1993 Copper Bowl.

Wyoming took a quick 3-0 lead on a 35-yard field goal, but K-State put its high-powered offense into overdrive and scored on its first three possessions.

J.J. Smith put K-State on the board with a two-yard TD run and **Tate Wright** added a 22-yard field goal before K-State drove 76 yards on its third possession to take a 16-3 edge on a **Chad May** TD plunge.

All-American **Andre Coleman** closed out the first half with a 68-yard punt return to put K-State ahead 24-10 at the break then blew things open with a 61-yard touchdown catch just 54 seconds into the third quarter.

Freshman All-American **Kevin Lockett** put K-State ahead 38-10 midway through the third quarter with a 30-yard touchdown reception before reserve running back **Leon Edwards** added a 13-yard touchdown run and cornerback **Kenny McEntyre** provided the game's crowning moment with a 37-yard interception return for a score.

SCORING

FIRST QUARTER

WY – Sorensen 35 yd field goal, 8:13

KS – Smith 2 yd run (kick failed), 5:37

KS – Wright 22 yd field goal, 0:00

SECOND QUARTER

KS – May 2 yd run (Wright kick), 10:08

WY – Christopherson 3 yd run (Sorenson kick), 3:38

KS – Coleman 68 yd punt return (May run), 1:07

THIRD QUARTER

KS – Coleman 61 yd pass from May (Wright kick), 14:06

KS – Lockett 30 yd pass from May (Wright kick), 7:41

FOURTH QUARTER

WY – Pratt 14 yd pass from Gustin (Sorensen kick), 11:54

KS – Edwards 13 yd run (Claassen kick), 9:11

KS – McEntyre 37 yd int. return (Wright kick), 6:09

K-STATE STATISTICAL LEADERS

Rushing	Att.	Yds.	TD
J.J. Smith	20	133	1
Leon Edwards	9	65	1
Dederick Kelly	2	14	0

Passing	C-A-I	Yds.	TD
Chad May	19-28-0	275	2


Receiving	Rec.	Yds.	TD
Andre Coleman	8	144	1
Mitch Running	5	50	0
J.J. Smith	2	20	0

1994 ALOHA BOWL

BOSTON COLLEGE 12, [11] K-STATE 7
ALOHA STADIUM • HONOLULU, HAWAII
DECEMBER 25, 1994 • 44,862



FINAL SCORE	1	2	3	4	F
Kansas State	7	0	0	0	— 7
Boston College	7	2	0	3	— 12



Kansas State played Boston College to a defensive standoff in the 1994 Aloha Bowl, but the Wildcat offense never got on track and fell 12-7 before 44,862 at Aloha Stadium.

The Eagles sacked K-State quarterback **Chad May** eight times, including a four-hit effort by end **Mike Mamula**, who was named the game's most valuable player.

BC couldn't distance itself from the Wildcats despite a 51-yard bolt by **David Green** on the game's second play. That carry led to an early 7-0 cushion for the Eagles but would be their only TD of the day.

K-State's lone score came with eight seconds left in the first quarter when **Joe Gordon** crashed the middle of BC's line and blocked a punt by **Jeff Beckley**. **Chris Sublette** recovered the ball on the first hop in the end zone and the game was tied, 7-7.

However, BC would answer with its own end zone patrol later in the half when Mamula applied the biggest of his hits on May for a safety with 2:37 left.

The Wildcats reached the BC 19 on their ensuing drive, but **Eric Shorter** intercepted a dropped pass in the flat on third-and-15 with 19 seconds left in the half.

Still, a defense that featured punter **Eric Hardy**, Gordon and a pair of 10-tackle performances from **Chuck Marlowe** and **Mario Smith** kept the Wildcats within striking distance until the end.

BC could only tack on a 35-yard field goal by **David Gordon** with 1:18 remaining in the second half.

SCORING

FIRST QUARTER

BC — Smith 2 yd run (Gordon kick), 10:35
 KS — Sublette blocked punt return (Gramatica kick), 0:08

SECOND QUARTER

BC — Safety, May tackled by Mamula in endzone, 2:37

FOURTH QUARTER

BC - Gordon 35 yd field goal, 1:18

K-STATE STATISTICAL LEADERS


Rushing	Att.	Yds.	TD
J.J. Smith	9	18	0
Leon Edwards	4	7	0
Eric Hickson	1	-6	0

Passing	C-A-I	Yds.	TD
Chad May	13-31-2	185	0


Receiving	Rec.	Yds.	TD
Kevin Lockett	5	99	0
Mitch Running	3	39	0
Brian Lojka	1	19	0

1995 HOLIDAY BOWL

[10] K-STATE 54, [25] COLORADO STATE 21
JACK MURPHY STADIUM • SAN DIEGO, CALIF.
DECEMBER 29, 1995 • 51,051



FINAL SCORE	1	2	3	4	F
Kansas State	7	19	21	7	— 54
Colorado State	7	0	14	0	— 21



For the second time in three years, Kansas State ran roughshod over the Western Athletic Conference's best as the Wildcats outran, outplayed and outscored Colorado State for a 54-21 win in front of 51,051 fans in the 1995 Plymouth Holiday Bowl at Jack Murphy Stadium.

K-State began the scoring on an **Eric Hickson** 4-yard run with 11:21 left in the first quarter. After CSU responded with a touchdown to knot the score at 7-7, it was all K-State.

The Wildcats outscored the Rams, 19-0, in the second quarter by virtue of an interception return by safety **Mario Smith** and a blocked punt. **Brian Kavanagh**, who would earn the game's Offensive MVP award, came in for the injured **Matt Miller** in the second quarter and immediately put the ball in the end zone.

Kavanagh completed 18-of-24 passes for 242 yards and a Holiday Bowl-record tying four touchdowns. The junior signal-caller tossed scoring strikes to **Brian Lojka**, **Tyson Schwieger**, **Kevin Lockett** and **Mitch Running**.

On the defensive side of the ball, Smith's pair of interceptions earned him MVP honors.

SCORING

FIRST QUARTER

KS — Hickson 4 yd run (Gramatica kick), 11:21
 CS — Blake 2 yd run (McDougal kick), 6:30

SECOND QUARTER

KS — Lawrence 5 yd run (kick failed), 9:21
 KS — Kelly 18 yd run (pass failed), 6:37
 KS — Lojka 12 yd pass from Kavanagh (Gramatica kick), 2:36

THIRD QUARTER

KS — Schwieger 18 yd pass from Kavanagh (Gramatica kick), 10:46
 CS — Watson 3 yd run (McDougal kick), 8:03
 KS — Lawrence 5 yd run (Gramatica kick), 6:24
 CS — Washington 12 yd run (McDougal kick), 4:12
 KS — Lockett 4 yd pass from Kavanagh (Gramatica kick), 00:50

FOURTH QUARTER

KS — Running 33 yd pass from Kavanagh (Gramatica kick), 7:46

K-STATE STATISTICAL LEADERS

Rushing	Att.	Yds.	TD
Eric Hickson	20	103	1
Mike Lawrence	7	33	2
Jimmy Dean	2	25	0

Passing	C-A-I	Yds.	TD
Brian Kavanagh	18-24-1	242	4
Matt Miller	6-8-0	82	0


Receiving	Rec.	Yds.	TD
Mitch Running	6	126	1
Eric Hickson	6	55	0
Tyson Schwieger	4	47	1

1997 COTTON BOWL

[5] **BYU** 19, [14] **K-STATE** 15
THE COTTON BOWL • DALLAS, TEXAS
JANUARY 1, 1997 • 71,928



FINAL SCORE	1	2	3	4	F
Kansas State	0	8	7	0	— 15
BYU	5	0	0	14	— 19



An estimated 45,000 K-State fans descended on Dallas to watch the Wildcats in their first-ever New Year's Day Bowl and were witness to one of the most exciting games of the bowl season.

After taking a 15-5 lead following a 72-yard TD pass from **Brian Kavanagh** to **Kevin Lockett**, BYU quarterback **Steve Sarkisian** tossed two fourth-quarter touchdowns to lead No. 5 BYU to a 19-15 Cotton Bowl victory.

Following Sarkisian's 28-yard scoring strike to **K.O. Kealaluhi** with 3:39 remaining in the game, Kavanagh drove the Wildcats to the BYU 12-yard

line with about one minute remaining. But Kavanagh's pass to **Jimmy Dean** was picked off at the 3-yard line by **Omarr Morgan** to preserve BYU's win.

The game's first score came when Cotton Bowl Defensive MVP **Shay Muirbrook** tackled Kavanagh in the end zone for a safety in the first quarter. After the free kick, BYU scored again on an **Ethan Pochman** 39-yard field goal.

K-State had a hard time getting on track until the final play of the first half when Kavanagh heaved a Hail Mary into the end zone, where, after the ball was deflected by a BYU defender, K-State's **Andre Anderson** scooped the ball in for a touchdown. Following the PAT that gave K-State a 7-5 lead, a penalty on BYU forced the teams to return from the locker room, giving Wildcats a shot for two points. **Mike Lawrence** made it pay off giving K-State an 8-5 halftime lead.

SCORING

FIRST QUARTER

BY – Safety, Kavanagh tackled by Muirbrook in end zone, 3:34
 BY – Pochman 39 yd field goal, 1:50

SECOND QUARTER

KS – Anderson 41 yd pass from Kavanagh (Lawrence run), 0:00

THIRD QUARTER

KS – Lockett 72 yd pass from Kavanagh (Rheem kick), 9:10

FOURTH QUARTER

BY – Dye 41 yd pass from Sarkisian (Pochman kick), 10:55
 BY – Kealaluhi 28 yd pass from Sarkisian (Pochman kick), 3:39

K-STATE STATISTICAL LEADERS


Rushing	Att.	Yds.	TD
Michael Lawrence.....	23	54	0
Andre Anderson.....	1	5	0
Brian Kavanagh.....	8	-18	0
Passing	C-A-I	Yds.	TD
Brian Kavanagh.....	14-28-2	233	2
Receiving	Rec.	Yds.	TD
Kevin Lockett.....	7	135	1
Jarrett Grosdidier.....	3	26	0
Andre Anderson.....	2	50	1

1997 FIESTA BOWL

[9] **K-STATE** 35, [14] **SYRACUSE** 18
SUN DEVIL STADIUM • TEMPE, ARIZ.
DECEMBER 31, 1997 • 69,369



FINAL SCORE	1	2	3	4	F
Kansas State	0	21	0	14	— 35
Syracuse	3	12	0	3	— 18



Kansas State capped one of its best seasons in school history with a 35-18 win over No. 14 Syracuse in the 1997 Fiesta Bowl.

Michael Bishop stole the show by throwing for four TDs on 14-of-23 passing for 317 yards.

Darnell McDonald was on the receiving end of seven Bishop passes and turned them into a school-record 206 yards and three scores. His 77-yard reception in the fourth quarter was the longest in Fiesta Bowl history.

After allowing Syracuse to jump out to a 3-0 lead on the first of **Nate Trout**'s three field goals, Bishop led the Wildcats to three consecutive touchdowns in the second quarter.

The first came following a failed fake field goal attempt by Syracuse, culminating in a 19-yard pass to McDonald. Bishop followed with a 12-yard TD dash on K-State's next possession, and wrapped up the first-half scoring with a 28-yard completion to **Justin Swift** on a tight end screen.

SU scored 12 points in the final 2:18 to close within 21-15 at the half. Following a scoreless third quarter, Bishop and the Wildcats put away the Orangemen behind 77-yard and 41-yard touchdowns to McDonald.

Bishop was named the Offensive Player of the Game, while **Travis Ochs** was Defensive Player of the Game.

SCORING

FIRST QUARTER

SU – Trout 27 yd field goal, 10:24

SECOND QUARTER

KS – McDonald 19 yd pass from Bishop (Gramatica kick), 11:02
 KS – Bishop 12 yd run (Gramatica kick), 7:42
 KS – Swift 28 yd pass from Bishop (Gramatica kick), 2:18
 SU – Brown 24 yd run (Trout kick), 1:49
 SU – Safety, ball batted out of end zone, 1:19
 SU – Trout 33 yd field goal, 0:00

FOURTH QUARTER

KS – McDonald 77 yd pass from Bishop (Gramatica kick), 13:08
 SU – Trout 40 yd field goal, 9:59
 KS – McDonald 41 yd pass from Bishop (Gramatica kick), 3:17

K-STATE STATISTICAL LEADERS


Rushing	Att.	Yds.	TD
Michael Bishop.....	15	77	1
Eric Hickson.....	7	26	0
Brian Goolsby.....	5	25	0
Passing	C-A-I	Yds.	TD
Michael Bishop.....	14-23-1	317	4
Receiving	Rec.	Yds.	TD
Darnell McDonald.....	7	206	3
Justin Swift.....	5	98	1
Gavin Peries.....	2	13	0

1998 ALAMO BOWL

PURDUE 37, [4] K-STATE 34
ALAMODOME • SAN ANTONIO, TEXAS
DECEMBER 29, 1998 • 60,780



FINAL SCORE	1	2	3	4	F
Kansas State	0	7	6	21	— 34
Purdue	0	17	10	10	— 37



With more than 30,000 purple-clad fans cheering the Wildcats on, unranked Purdue shocked No. 4 K-State, 37-34, in the sixth annual Builders Square Alamo Bowl.

After a scoreless first quarter, the teams exploded for 71 points over the final three periods. Purdue was the first to get things going, taking a 17-7 halftime lead courtesy of a pair of **Drew Brees** TD passes and a 25-yard **Travis Dorsch** field goal.

Fumble recoveries in the end zone by both squads and another Dorsch field goal with four seconds to go in the third staked Purdue to a 27-13

lead heading into the final stanza.

But the Wildcats put together a furious rally over the final 15 minutes. **David Allen** scored from three yards out to get things going before **Michael Bishop** hit **Darnell McDonald** for an Alamo Bowl record 88-yard touchdown strike that pulled the Cats within a field goal at 30-27. Then, with just 1:24 left in the game, Bishop connected with **Justin Swift** for a 2-yard touchdown and a 34-30 K-State lead.

Brees then engineered an 80-yard drive that ended with a 24-yard pass to **Isaac Jones** to put the Boilermakers ahead for good at 37-34 with 30 seconds remaining.

SCORING

SECOND QUARTER

PU – Daniels 5 yd pass from Brees (Dorsch kick), 14:47

PU – Dorsch 25 yd field goal, 13:03

KS – McDonald 1 yd pass from Bishop (Gramatica kick), 9:49

PU – Jones 30 yd pass from Brees (Dorsch kick), 8:36

THIRD QUARTER

KS – Havick 0 yd fumble return (kick failed), 8:06

PU – Nugent 0 yd fumble return (Dorsch kick), 0:52

PU – Dorsch 26 yd field goal, 0:04

FOURTH QUARTER

KS – Allen 3 yd run (Gramatica kick), 11:59

PU – Dorsch 37 yd field goal, 6:44

KS – McDonald 88 yd pass from Bishop (Gramatica kick), 6:23

KS – Swift 2 yd pass from Bishop (Gramatica kick), 1:24

PU – Jones 24 yd pass from Brees (Dorsch kick), 0:30

K-STATE STATISTICAL LEADERS

Rushing	Att.	Yds.	TD
David Allen	13	83	1
Eric Hickson	7	35	0
Michael Bishop	20	7	0

Passing	C-A-I	Yds.	TD
Michael Bishop	9-24-4	182	3


Receiving	Rec.	Yds.	TD
Darnell McDonald	5	124	2
Gavin Peries	1	52	0
David Allen	1	3	0

1999 HOLIDAY BOWL

[7] K-STATE 24, WASHINGTON 20
QUALCOMM STADIUM • SAN DIEGO, CALIF.
DECEMBER 29, 1999 • 57,118



FINAL SCORE	1	2	3	4	F
Kansas State	7	3	7	7	— 24
Washington	6	7	7	0	— 20



Kansas State used a stiff defense and three rushing touchdowns by quarterback **Jonathan Beasley** to defeat Washington, 24-20, in the 1999 Holiday Bowl.

Trailing 20-17 late in the third quarter, the Wildcats embarked on a 20-play, 92-yard drive that took 9 minutes, 54 seconds off the clock to score the eventual game-winning touchdown. The drive was set up after senior **Lamar Chapman** picked off **Marques Tuiasosopo**.

K-State took a 17-13 lead on its first possession of the second half, scoring on an 11-yard run by Beasley, the game's Offensive MVP. UW struck back with **Maurice Shaw** scoring on a 5-yard run to cap a 73-yard drive.

The first half was a back-and-forth affair that saw the Huskies take a 13-10 lead into the locker room.

Washington got on the board first when **John Anderson** booted his first of two first-half field goals just 3:32 into the contests. K-State quickly responded as Beasley drove the Cats 47 yards on the ensuing possession, calling his own number from one yard out to cap the eight-play drive.

A 41-yard **Jamie Rheem** field goal pushed K-State's lead to 10-6, but the Huskies would put the half's final points on the board on a **Pat Conniff** 3-yard touchdown run.

SCORING

FIRST QUARTER

UW – Anderson 39 yd field goal, 11:24

KS – Beasley 1 yd run (Rheem kick), 9:08

UW – Anderson 47 yd field goal, 5:10

SECOND QUARTER

KS – Rheem 41 yd field goal, 12:01

UW – Coniff 3 yd run (Anderson kick), 8:48

THIRD QUARTER

KS – Beasley 3 yd run (Rheem kick), 13:01

UW – Shaw 5 yd run (Anderson kick), 2:28

FOURTH QUARTER

KS – Beasley 1 yd run (Rheem kick), 5:58

K-STATE STATISTICAL LEADERS

Rushing	Att.	Yds.	TD
Jonathan Beasley	20	48	3
Frank Murphy	8	42	0
Joe Hall	11	40	0

Passing	C-A-I	Yds.	TD
Jonathan Beasley	15-31-1	216	0


Receiving	Rec.	Yds.	TD
Quincy Morgan	8	104	0
Frank Murphy	3	67	0
Martez Wesley	3	54	0

2001 COTTON BOWL

[11] K-STATE 35, [21] TENNESSEE 21
 THE COTTON BOWL • DALLAS, TEXAS
 JANUARY 1, 2001 • 63,465



FINAL SCORE	1	2	3	4	F
Kansas State	7	14	14	0	— 35
Tennessee	0	14	0	7	— 21



Jonathan Beasley threw two touchdowns and rushed for another as Kansas State rolled to a 35-21 win over Tennessee in the 65th annual Southwestern Bell Cotton Bowl Classic.

Beasley, the game's Offensive MVP, had touchdown passes of 56 and 10 yards to **Quincy Morgan** to key a rally in the second quarter. The touchdown throws, which came three minutes apart, turned a 7-7 tie into a 21-7 Wildcat lead.

Tennessee pulled within seven points before halftime when **Jabari Greer** scored on a 78-yard interception return.

But Kansas State got two touchdown runs from **Josh Scobey** in the third quarter to regain its cushion. Scobey finished with 147 yards on a career-high 28 carries, the most yards ever by a Wildcat in a bowl game.

Travis Henry's 81-yard run late in the game was the final Volunteers score. Henry finished with 180 yards on 17 carries.

Beasley totaled 210 yards on a 13-for-27 passing. He also rushed for 98 yards on 17 carries and put the Wildcats on the scoreboard first with a 14-yard run late in the first quarter.

Senior defensive end **Chris Johnson** was the Defensive MVP after leading the Wildcats with four tackles, including two sacks of Tennessee quarterback **Casey Clausen**, who completed just seven passes while tossing three interceptions.

SCORING

FIRST QUARTER

KS – Beasley 14 yd run (Rheem kick), 5:46

SECOND QUARTER

UT – Martin 17 yd pass from Clausen (Walls kick), 14:26
 KS – Morgan 56 yd pass from Beasley (Rheem kick), 13:36
 KS – Morgan 10 yd pass from Beasley (Rheem kick), 10:33
 UT – Greer 78 yd interception return (Walls kick), 4:13

THIRD QUARTER

KS – Scobey 12 yd run (Rheem kick), 13:18
 KS – Scobey 6 yd run (Rheem kick), 10:14

FOURTH QUARTER

UT – Henry 81 yd run (Walls kick), 2:44

K-STATE STATISTICAL LEADERS

Rushing	Att.	Yds.	TD
Josh Scobey	28	147	2
Jonathan Beasley	17	98	1
Ell Roberson	3	24	0

Passing	C-A-I	Yds.	TD
Jonathan Beasley	13-27-1	210	2


Receiving	Rec.	Yds.	TD
Quincy Morgan	7	145	2
Aaron Lockett	3	22	0
Shad Meier	1	16	0

2001 INSIGHT.COM BOWL

[18] SYRACUSE 26, K-STATE 3
 BANK ONE BALLPARK • PHOENIX, ARIZ.
 DECEMBER 29, 2001 • 40,028



FINAL SCORE	1	2	3	4	F
Kansas State	3	0	0	0	— 3
Syracuse	7	12	0	7	— 26



Syracuse running back **James Mungro** rushed for 112 yards and three touchdowns to lead Syracuse to a 26-3 victory over Kansas State in the 2001 Insight.com Bowl at Phoenix's Bank One Ballpark.

Mungro scored on runs of 65, 1 and 1 yard to pace the Orange offense. SU added touchdown in the fourth quarter on a 52-yard pass from **Robin Anderson** to **Johnnie Morant**.

Junior **Marc Dunn** led the Wildcats with 151 yards passing in relief of starter **Ell Roberson**. Dunn completed 12-of-25 passes with one interception. Roberson was 2-for-15 for 70 yards for the Wildcats, who were sacked five times.

Mungro opened the scoring on his 65-yard run midway through the first quarter. Kansas State responded just two minutes later with a 29-yard field goal by freshman **Joe Rheem**. The drive was sparked by a 47-yard pass from Roberson to **Aaron Lockett** and a 27-yard carry by Scobey.

Syracuse took advantage of a fumble deep in Wildcat territory early in the second quarter. Mungro scored from the 1-yard line to convert the turnover, but the extra-point was blocked by **Josh Buhl**.

On the next play from scrimmage, **Willie Ford** got the first of his two interceptions to set up the Orangemen again. Two plays later, Mungro went over from the 1-yard line again, but Buhl again blocked the extra-point.

SCORING

FIRST QUARTER

SU – Mungro 65 yd run (Barber kick), 6:38
 KS – Rheem 29 yd field goal, 4:03

SECOND QUARTER

SU – Mungro 1 yd run (Barber kick blocked), 11:39
 SU – Mungro 1 yd run (Barber kick blocked), 10:47

FOURTH QUARTER

SU – Morant 52 yd pass from Anderson (Barber kick), 3:22

K-STATE STATISTICAL LEADERS

Rushing	Att.	Yds.	TD
Josh Scobey	10	46	0
Ell Roberson	9	9	0
Marc Dunn	8	4	0

Passing	C-A-I	Yds.	TD
Marc Dunn	12-25-1	151	0
Ell Roberson	2-15-1	70	0


Receiving	Rec.	Yds.	TD
Aaron Lockett	4	83	0
Brandon Clark	4	38	0
Nick Warren	2	42	0

2002 HOLIDAY BOWL

[6] K-STATE 34, ARIZONA STATE 27
 QUALCOMM STADIUM • SAN DIEGO, CALIF.
 DECEMBER 27, 2002 • 58,717



FINAL SCORE	1	2	3	4	F
Kansas State	0	14	0	20	— 34
Arizona State	0	20	0	7	— 27



Derrick Evans caught a 10-yard touchdown pass from **Eli Roberson** with 1:15 left in the game to lift Kansas State to its first and only lead as the Wildcats defeated Arizona State, 34-27, in the 2002 Pacific Life Holiday Bowl.

Evans' catch completed a K-State comeback from deficits of 10-0, 20-7 and 27-20. Roberson, voted the Offensive MVP of the game, rushed for 63 yards, including touchdowns of 32, 3 and 1 yards, and totaled 215 yards through the air on 11-for-28 passing.

Roberson's 32-yard sprint came with just 54 seconds left in the second half and pulled the Wildcats within 20-14. Just 31 seconds earlier, **Mike Barth** converted on a 39-yard field goal to give ASU its largest lead of the game at 20-7.

K-State tied the game at 20-20 early in the fourth quarter when Roberson went in from three yards out. But Sun Devil quarterback **Andrew Walter**, who threw for 293 yards on 28-for-57 passing, found **Mike Williams** for a 10-yard score to put ASU back ahead on its next possession.

The Wildcats responded with an 80-yard drive on its next opportunity, setting up Roberson's 1-yard touchdown dive that tied the game again at 27-27 with 6:41 left, then forced a Sun Devil punt that **Terence Newman** returned 27 yards. From there, K-State needed just seven plays to cover 59 yards for the game-winning touchdown.

SCORING

SECOND QUARTER

- AS – Taplin 6 yd pass from Walter (Barth kick), 11:36
- AS – Barth 26 yd field goal, 9:19
- KS – Sproles 41 yd run (Rheem kick), 8:17
- AS – Hill 9 yd run (Barth kick), 3:00
- AS – Barth 39 yd field goal, 1:25
- KS – Roberson 32 yd run, (Rheem kick), 0:54

FOURTH QUARTER

- KS – Roberson 3 yd run (run failed), 12:16
- AS – Williams 10 yd pass from Walter (Barth kick), 10:30
- KS – Roberson 1 yd run (Rheem kick), 6:41
- KS – Evans 10 yd pass from Roberson (Rheem kick), 1:15

K-STATE STATISTICAL LEADERS

Rushing	Att.	Yds.	TD
Darren Sproles.....	21	118	1
Eli Roberson	18	63	3
Terence Newman.....	2	26	0

Passing	C-A-I	Yds.	TD
Eli Roberson	11-28-0	215	1


Receiving	Rec.	Yds.	TD
James Terry	5	90	0
Terence Newman.....	3	47	0
Derrick Evans	2	37	1

2004 FIESTA BOWL

[7] OHIO STATE 35, [8] K-STATE 28
 SUN DEVIL STADIUM • TEMPE, ARIZ.
 JANUARY 2, 2004 • 73,425



FINAL SCORE	1	2	3	4	F
Kansas State	0	7	7	14	— 28
Ohio State	14	7	14	0	— 35



Kansas State started slowly but finished with a fury in the 33rd Annual Tostitos Fiesta Bowl. But it wasn't enough to overcome a 21-point third-quarter deficit as the Wildcats lost a hard fought 35-28 decision to Ohio State in their first ever BCS bowl game at Sun Devil Stadium.

Trailing 35-14 heading into the fourth quarter, **Ayo Saba** scored from three yards out and closed the game to 14 points. **Eli Roberson's** second rushing touchdown with just 2:47 to go then pulled K-State within a touchdown.

After recovering the ensuing onside kick, the Wildcats were flagged for being offside, forcing a re-kick. This time the Buckeyes recovered at the K-State 36.

But the Wildcats held and got the ball back at their own 10-yard line with 1:12 to play. A 21-yard completion to **Davin Dennis** moved the ball to the K-State 26. On the next play Roberson connected with **Jermaine Moreira** for 26 yards to the OSU 48 to get Kansas State within striking distance.

However, Roberson's desperation pass from midfield was batted down at the 2, allowing Ohio State to escape with its second straight Fiesta Bowl victory.

SCORING

FIRST QUARTER

- OS – Hollins 7 yd blocked punt return (Nugent kick), 6:41
- OS – Holmes 6 yd pass from Krenzel (Nugent kick), 2:49

SECOND QUARTER

- OS – Jenkins 17 yd pass from Krenzel (Nugent kick), 6:49
- KS – Sproles 6 yd run (Rheem kick), 3:01

THIRD QUARTER

- KS – Roberson 14 yd run (Rheem kick), 8:59
- OS – Jenkins 8 yd pass from Krenzel (Nugent kick), 4:53
- OS – Holmes 31 yd pass from Krenzel (Nugent kick), 00:37

FOURTH QUARTER

- KS – Saba 3 yd run (Rheem kick), 13:25
- KS – Roberson 1 yd run (Rheem kick), 2:47

K-STATE STATISTICAL LEADERS

Rushing	Att.	Yds.	TD
Darren Sproles.....	13	38	1
Eli Roberson	16	32	2
Jermaine Moreira.....	1	13	0

Passing	C-A-I	Yds.	TD
Eli Roberson	20-51-1	294	0


Receiving	Rec.	Yds.	TD
Davin Dennis	7	113	0
James Terry	4	58	0
Jermaine Moreira.....	3	59	0

2006 TEXAS BOWL

[16] **RUTGERS 37, K-STATE 10**
RELIANT STADIUM • HOUSTON, TEXAS
DECEMBER 28, 2006 • 52,210



FINAL SCORE	1	2	3	4	F
Rutgers	14	3	14	6	— 37
Kansas State	0	10	0	0	— 10



Kansas State hung with No. 16 Rutgers for 30 minutes, but the Scarlet Knights scored 20 unanswered points in the second half to hand the Wildcats a 37-10 loss in the inaugural Texas Bowl before 52,210 fans at Reliant Stadium.

Ray Rice, the Texas Bowl MVP, rushed for 170 yards and a touchdown and **Tim Brown** caught two touchdown passes, for the Scarlet Knights, who claimed their first bowl victory in 137 seasons of intercollegiate football.

Brown's two TD catches came in the opening period and staked Rutgers to a quick 14-0 lead.

Kansas State answered with a 44-yard field goal by **Jeff Snodgrass** and a 76-yard punt return for a touchdown by **Yamon Figurs** that was the longest in K-State bowl history to close the gap to 14-10 midway through the second quarter.

But **Jeremy Ito** connected on a 37-yard field goal to close the half and linebacker **Quintero Frierson** returned an interception 27 yards for a score on the first play from scrimmage of the second half to put RU ahead 24-10.

Rice sprinted 46 yards for his lone touchdown of the game on the Scarlet Knights' next possession before Ito closed out the scoring with a pair of fourth-quarter field goals for the final margin.

SCORING

FIRST QUARTER

RU – Brown 14 yd pass from Teel (Ito kick), 7:12
 RU – Brown 49 yd pass from Teel (Ito kick), 2:42

SECOND QUARTER

KS – Snodgrass 44 yd field goal, 13:32
 KS – Figurs 76 yd punt return (Snodgrass kick), 9:37
 RU – Ito 37 yd field goal, 0:49

THIRD QUARTER

RU – Frierson 27 yd interception return (Ito kick), 14:27
 RU – Rice 46 yd run (Ito kick), 11:41

FOURTH QUARTER

RU – Ito 23 yd field goal, 14:51
 RU – Ito 21 yd field goal, 8:06

K-STATE STATISTICAL LEADERS

Rushing	Att.	Yds.	TD
James Johnson	6	20	0
Leon Patton	6	14	0
Donnie Anders	1	2	0

Passing	C-A-I	Yds.	TD
Josh Freeman	10-21-2	129	0
Dylan Meier	2-3-0	2	0


Receiving	Rec.	Yds.	TD
Jordy Nelson	4	81	0
Rashaad Norwood	2	40	0
James Johnson	2	0	0

2010 PINSTRIPE BOWL

SYRACUSE 36, K-STATE 34
YANKEE STADIUM • BRONX, N.Y.
DECEMBER 30, 2010 • 38,274



FINAL SCORE	1	2	3	4	F
Kansas State	7	7	7	13	— 34
Syracuse	7	7	13	9	— 36



The first Pinstripe Bowl turned into a home run derby.

Delone Carter ran for 198 yards and two touchdowns, **Marcus Sales** caught three long touchdown passes and Syracuse got some help from a celebration penalty on Kansas State to beat the Wildcats 36-34 on Thursday at Yankee Stadium.

Adrian Hilburn slipped a tackle and raced to a 30-yard touchdown catch with 1:13 remaining to pull Kansas State within two. Hilburn saluted the crowd behind the visitor's dugout and was flagged 15 yards for unsportsmanlike conduct, which pushed the 2-point conversion attempt back to the 17-yard line.

Carson Coffman overthrew **Aubrey Quarles** in the end zone, and when Kansas State couldn't come up with the onside kick, Syracuse only had to take a knee to win a bowl game for the first time since 2001.

Daniel Thomas ran for three touchdowns for Kansas State, which was making its first bowl appearance since 2006.

In a bowl season filled with blowouts, the first bowl game in New York in 48 years turned out to be a hit.

SCORING

FIRST QUARTER

KS – Thomas 51 yd run (Cherry kick), 14:32
 SU – Sales 52 yd pass from Nassib (Krautman kick), 3:17

SECOND QUARTER

SU – Sales 36 yd pass from Nassib (Krautman kick), 9:35
 KS – Thomas 10 yd run (Cherry kick), 1:51

THIRD QUARTER

SU – Carter 7 yd run (Krautman kick), 12:11
 KS – Harper 10 yd pass from Coffman (Cherry kick), 6:33
 SU – Carter 15 yd run (Krautman kick failed), 2:11

FOURTH QUARTER

KS – Thomas 1 yd run (Cherry kick), 11:03
 SU – Sales 44 yd pass from Nassib (pass failed), 7:52
 SU – Krautman 40 yd field goal, 3:08
 KS – Hilburn 30 yd pass from Coffman (pass failed), 1:13

K-STATE STATISTICAL LEADERS

Rushing	Att.	Yds.	TD
Daniel Thomas	22	90	3
Carson Coffman	8	26	0
Chris Harper	1	4	0

Passing	C-A-I	Yds.	TD
Carson Coffman	17-23-1	228	2


Receiving	Rec.	Yds.	TD
Adrian Hilburn	5	84	1
Chris Harper	5	56	1
Aubrey Quarles	4	75	0

2012 COTTON BOWL

[6] ARKANSAS 29, [8] K-STATE 16
 COWBOYS STADIUM • ARLINGTON, TEXAS
 JANUARY 6, 2012 • 80,956



FINAL SCORE	1	2	3	4	F
Kansas State	0	9	7	0	— 16
Arkansas	3	16	7	3	— 29



Kansas State junior quarterback **Collin Klein** tied the Big 12 single-season for rushing touchdowns and the NCAA single season record by a quarterback but the No. 8 Wildcats came up short in the 2012 AT&T Cotton Bowl Classic in a 29-16 loss to No. 6 Arkansas.

Kansas State was trying to match its school record with 11 victories, but still finished a surprising season in Snyder's second Wildcats turnaround. K-State won 11 games six times during a seven-year span in Snyder's first tenure before his three-year retirement, and almost reached that

mark again in his third season back.

After being held to 15 yards on 12 carries in the first half, Klein finished the opening drive of the third quarter with a 6-yard touchdown run that got the Wildcats to 19-16. That came after Klein had a 15-yard run on the previous play.

That matched the Big 12 record for rushing touchdowns held by 1998 Heisman Trophy winner **Ricky Williams** of Texas. The only other FBS quarterback with 27 rushing touchdowns in a season was **Ricky Dobbs** for Navy in 2009.

The Cotton Bowl was the only non-BCS game with both teams in the top 10 of the Bowl Championship Series standings -- Arkansas came in sixth, Kansas State eighth. It also is the only bowl featuring the SEC vs. the Big 12, the top two conferences in the BCS computer rankings.

SCORING

FIRST QUARTER

UA – Hocker 26 yd field goal (4:19)

SECOND QUARTER

UA – Adams 51 yd punt return (Hocker kick), 14:27
 UA – Hocker 22 yd field goal (9:20)
 UA – Wright 45 yd pass from Wilson (Hocker kick blocked), 4:10
 KS – Malone PAT return (4:10)
 KS – McDonald 3 yd pass from Klein (Cantele kick), 0:26

THIRD QUARTER

KS – Klein 6 yd run (Cantele kick), 11:38
 UA – Hamilton 9 yd pass from Wilson (Hocker kick), 3:57

FOURTH QUARTER

UA – Hocker 30 yd field goal (3:30)

K-STATE STATISTICAL LEADERS

Rushing	Att.	Yds.	TD
Collin Klein	24	42	1
John Hubert	12	37	0
Braden Wilson	2	8	0

Passing	C-A-I	Yds.	TD
Collin Klein	16-30-1	173	1

Receiving	Rec.	Yds.	TD
Sheldon Smith	5	50	0
Tramaine Thompson	3	57	0
Broderick Smith	2	29	0

2013 FIESTA BOWL

[5] OREGON 35, [7] K-STATE 17
 UNIVERSITY OF PHOENIX STADIUM • GLENDALE, ARIZ.
 JANUARY 3, 2013 • 70,242



FINAL SCORE	1	2	3	4	F
Oregon	15	7	10	3	— 35
Kansas State	0	10	0	7	— 17



Oregon's **De'Anthony Thomas** returned the opening kickoff 94 yards for the first of his two touchdowns, **Marcus Mariota** accounted for three scores, and No. 5 Oregon raced past No. 7 Kansas State 35-17 at the Fiesta Bowl.

Oregon jumped out to a 15-0 lead behind Thomas' opening return and 23-yard touchdown catch in the first quarter.

Kansas State tried to bull its way behind Heisman Trophy finalist **Collin Klein**, only to get overwhelmed by the speedy Ducks, who got some help with an obscure 1-point safety on a blocked

extra-point kick.

Mariota added a 24-yard touchdown pass to **Kenjon Barner** in the second quarter and ran for a 2-yard score in the third to give Oregon its second straight BCS bowl win after beating Wisconsin in last year's Rose Bowl.

Klein threw two interceptions and had 30 yards rushing on 13 carries.

SCORING

FIRST QUARTER

UO – Thomas 94 yd kickoff return (Jordan rush), 14:48
 UO – Thomas 23 yd pass from Mariota (Maldonado kick), 3:46

SECOND QUARTER

KS – Klein 6 yd run (Cantele kick), 13:26
 KS – Cantele 25 yd field goal (5:21)
 UO – Barner 24 yd pass from Mariota (Maldonado kick), 0:14

THIRD QUARTER

UO – Maldonado 33 yd field goal (11:01)
 UO – Mariota 2 yd run (Maldonado kick field, 1 pt safety), 8:03

FOURTH QUARTER

KS – Hubert 10 yd pass from Klein (Cantele kick), 11:35
 UO – Maldonado 24 yd field goal (2:27)

K-STATE STATISTICAL LEADERS

Rushing	Att.	Yds.	TD
John Hubert	17	55	0
Angelo Pease	7	47	0
Collin Klein	13	30	1

Passing	C-A-I	Yds.	TD
Collin Klein	17-32-2	151	1

Receiving	Rec.	Yds.	TD
Chris Harper	8	71	0
Tyler Lockett	4	35	0
John Hubert	2	16	1

2013 BUFFALO WILD WINGS BOWL

K-STATE 31, MICHIGAN 14
SUN DEVIL STADIUM • TEMPE, ARIZ.
DECEMBER 28, 2013 • 53,284



FINAL SCORE	1	2	3	4	F
Michigan	3	3	0	8	— 14
Kansas State	14	7	0	10	— 31



Jake Waters threw for 271 yards and connected with **Tyler Lockett** on three touchdowns, leading Kansas State to its first bowl victory in 11 years, 31-14, over Michigan in the Buffalo Wild Wings Bowl.

K-State scored on its first three possessions, all passes from Waters to Lockett, and its defense dominated Michigan to end a five-game bowl losing streak. The Wildcats to their first bowl victory since the 2002 Holiday Bowl.

Michigan's defense had trouble stopping Kansas State most of the night, giving up 420 total yards.

Kansas State finished the season strong after some early difficulties by winning five of its final six games while scoring at least 31 points in each.

The Wildcats set the tone on their opening drive, grinding out 75 yards in 15 plays and 7:51 off the clock. Lockett capped it with a 6-yard touchdown catch after the Wildcats' line gave Waters just enough time to get the throw off against Michigan's blitz. Lockett set up the next drive with a 40-yard kickoff return and capped with a 29-yard touchdown catch, set up by Waters' pump fake that gave him separation behind Michigan's defense.

Kansas State raced down the field again on its next drive, setting up Lockett's third touchdown, an 8-yarder from Waters that put the Wildcats up 21-6 at halftime.

Following a scoreless third quarter, **Ian Patterson** connected on a 22-yard field goal midway through the fourth quarter and running back **John Hubert** capped his career with a 1-yard touchdown run with less than three minutes remaining.

SCORING

FIRST QUARTER

KS – Lockett 6 yd pass from Waters (Patterson kick), 7:19
 UM – Wile 22 yd field goal, 3:32
 KS – Lockett 29 yd pass from Waters (Patterson kick), 0:43

SECOND QUARTER

UM – Wile 26 yd field goal
 KS – Lockett 8 yd pass from Waters (Patterson kick), 4:30

FOURTH QUARTER

KS – Patterson 22 yd field goal, 8:09
 KS – Hubert 1 yd run (Patterson kick), 2:25
 UM – Toussaint 3 yd run (Hayes pass from Gallon), 1:15

K-STATE STATISTICAL LEADERS


Rushing	Att.	Yds.	TD
John Hubert	16	80	1
Jake Waters	12	42	0
Daniel Sams	4	23	0
Passing	C-A-I	Yds.	TD
Jake Waters	21-27-0	271	3
Receiving	Rec.	Yds.	TD
Tyler Lockett	10	116	3
Tramaine Thompson	4	56	0
Curry Sexton	3	37	0

2015 ALAMO BOWL

[14] UCLA 40, [11] K-STATE 35
ALAMODOME • SAN ANTONIO, TEXAS
JANUARY 2, 2015 • 60,517



FINAL SCORE	1	2	3	4	F
Kansas State	0	6	15	14	— 35
UCLA	17	14	3	6	— 40



Kansas State faught back from a 31-6 halftime deficit by holding UCLA to just nine second-half points, but it wasn't enough as 14th-ranked Bruins held on for a 40-35 loss in the Alamo Bowl.

K-State scored 22 of the first 25 points in the second half, cutting it to 34-28 on quarterback **Jake Waters**' 1-yard run with 4:54 left.

Paul Perkins countered for UCLA with a 67-yard run with 2:20 to go. Waters threw a 29-yard touchdown pass to **Tyler Lockett** with 1:21 left, but UCLA recovered the onside kick and ran out the clock.

Perkins ran for 194 yards on 20 carries, while Lockett had 13 catches for 164 yards for Kansas State.

Waters was 31-of-48 for 338 yards, but was sacked seven times and threw two interceptions.

K-State opened the second half with a 17-play drive, capped by Waters' 3-yard pass to Lockett and a successful 2-point conversion. After forcing a fumble by Perkins, K-State took over at UCLA's 21 and scored on **DeMarcus Robinson**'s 2-yard run.

SCORING

FIRST QUARTER

UCLA – Hundley 10 yd run (Fairbairn kick), 12:47
 UCLA – Fairbairn 27 yd field goal, 8:03
 UCLA – Hundley 28 yd run (Fairbairn kick), 1:25

SECOND QUARTER

KS – McCrane 47 yd field goal, 12:06
 KS – McCrane 29 yd field goal, 10:05
 UCLA – Perkins 32 yd run (Fairbairn kick), 7:29
 UCLA – Lucien 7 yd pass from Hundley (Fairbairn kick), 0:19

THIRD QUARTER

KS – Lockett 3 yd pass from Waters (Lockett pass from Waters), 7:23
 KS – Robinson 2 yd run (McCrane kick), 3:25
 UCLA – Fairbairn 44 yd field goal, 0:33

FOURTH QUARTER

KS – Waters 1 yd run (McCrane kick), 4:54
 UCLA – Perkins 67 yd run (Perkins rush failed), 2:20
 KS – Lockett 29 yd pass from Waters (McCrane kick), 1:21

K-STATE STATISTICAL LEADERS


Rushing	Att.	Yds.	TD
Charles Jones	9	19	0
Jake Waters	15	13	1
DeMarcus Robinson	7	1	1
Passing	C-A-I	Yds.	TD
Jake Waters	31-48-1	338	2
Receiving	Rec.	Yds.	TD
Tyler Lockett	13	164	2
Curry Sexton	10	104	0
Kody Cook	3	26	0

2016 LIBERTY BOWL

ARKANSAS 45, K-STATE 23
LIBERTY BOWL MEMORIAL STADIUM • MEMPHIS, TENN.
JANUARY 2, 2016 • 61,136



FINAL SCORE	1	2	3	4	F
Kansas State	10	3	10	0	— 23
Arkansas	14	10	7	14	— 45



Alex Collins ran for 185 yards and three touchdowns and Arkansas capped its late-season surge with a 45-23 victory over Kansas State in the Liberty Bowl.

Collins overwhelmed Kansas State's defense, as the Wildcats finished a season below .500 for the first time since 2008.

Arkansas' **Brandon Allen** was 20-of-26 for 315 yards with one touchdown and one interception. Kansas State's **Kody Cook**, starting at quarterback for the first time, went 12-of-24 for 163 yards with a touchdown.

Cook had been Kansas State's second-leading receiver during the regular season while also backing up quarterback **Joe Hubener**. He played well enough to keep Kansas State relatively close. But he couldn't do anything about the defense's inability to slow down Collins, who was largely responsible for helping Arkansas reach the end zone on three straight first-half drives.

Collins had touchdown runs of 22 yards and 13 yards in the first 17 minutes. He also had a 68-yard burst on his first kickoff return of the season, which set up **Jared Cornelius'** 13-yard touchdown on an end around.

SCORING

FIRST QUARTER

- KS – Dimel 10 yd run (McCrane kick), 11:38
- UA – Collins 22 yd run (Hedlund kick), 8:15
- KS – McCrane 36 yd field goal, 3:50
- UA – Cornelius 13 yd run (Hedlund kick), 2:22

SECOND QUARTER

- UA – Collins 13 yd run (Hedlund kick), 13:05
- UA – Hedlund 26 yd field goal, 2:08
- KS – McCrane 21 yd field goal, 0:21

THIRD QUARTER

- KS – Dimel 48 yd pass from Cook (McCrane kick), 12:44
- UA – Sprinkle 6 yd pass from Allen (Hedlund kick), 7:54
- KS – McCrane 32 yd field goal, 1:46

FOURTH QUARTER

- UA – Collins 14 yd run (Hedlund kick), 12:04
- UA – Walker 10 yd run (Hedlund kick), 4:46

K-STATE STATISTICAL LEADERS

Rushing	Att.	Yds.	TD
Charles Jones	6	40	0
Kody Cook.....	12	19	0
Winston Dimel	1	10	1

Passing	C-A-I	Yds.	TD
Kody Cook.....	12-24-0	163	1

Receiving	Rec.	Yds.	TD
Deante Burton	4	33	0
Zach Reuter	3	27	0
Winston Dimel	1	48	1

2016 TEXAS BOWL

K-STATE 33, TEXAS A&M 28
NRG STADIUM • HOUSTON, TEXAS
DECEMBER 28, 2016 • 68,412



FINAL SCORE	1	2	3	4	F
Texas A&M	7	7	7	7	— 28
Kansas State	7	16	3	7	— 33



Jesse Ertz threw for 195 yards and a touchdown and ran for two more scores in Kansas State's 33-28 victory over Texas A&M.

Ertz had a 79-yard touchdown pass and scoring runs of 1 and 5 yards to help give Kansas State its fourth-straight win and first bowl victory since the 2013 Buffalo Wild Wings Bowl.

The Wildcats led 33-21 after Ertz bulled into the end zone on a 1-yard run with nine minutes left. The Aggies cut it to 33-28 on **Josh Reynolds'** 15-yard TD reception about a minute later.

Texas A&M attempted to convert a fourth-and-8 with about two minutes left, but **Trevor Knight's** pass was short, to give Kansas State the ball back and allow the Wildcats to run out the clock.

Texas A&M got to 23-21 when Reynolds made a 4-yard touchdown catch with about seven minutes left in the third quarter. A 25-yard field goal by **Ian Patterson** extended Kansas State's lead to 26-21 with about three minutes remaining in the quarter. A highlight of that drive came on a 36-yard run by **Justin Silmon**.

Kansas State tied the game at 7-7 when Ertz connected with **Byron Pringle** and he dashed down the field for a 79-yard touchdown run later in the first quarter.

The Cats took the lead on an Ertz 5-yard touchdown run early in the second quarter.

A 3-yard reception by **Ricky Seals-Jones** put A&M back on top 14-13 soon after that. But Kansas State regained the lead with a 40-yard field goal before pushing the lead to 23-14 on a 52-yard run by **Dominique Heath** just before halftime.

SCORING

FIRST QUARTER

- TAMU – Ford 7 yd run (LaCamera kick), 11:30
- KS – Pringle 79 yd pass from Ertz (Patterson kick), 4:52

SECOND QUARTER

- KS – Ertz 5 yd run (Patterson kick blocked), 12:19
- TAMU – Seals-Jones 3 yd pass from Knight (LaCamera kick), 10:00
- KS – Patterson 40 yd field goal, 6:13
- KS – Heath 52 yd run (Patterson kick), 3:07

THIRD QUARTER

- TAMU – Reynolds 4 yd pass from Knight (LaCamera kick), 6:55
- KS – Patterson 25 yd field goal, 2:48

FOURTH QUARTER

- KS – Ertz 1 yd run (Patterson kick), 9:00
- TAMU – Reynolds 15 yd pass from Knight (LaCamera kick), 7:50

K-STATE STATISTICAL LEADERS

Rushing	Att.	Yds.	TD
Justin Silmon	10	77	0
Jesse Ertz	24	67	2
Dominique Heath	1	52	1

Passing	C-A-I	Yds.	TD
Jesse Ertz	14-20-0	195	1

Receiving	Rec.	Yds.	TD
Dominique Heath	4	25	0
Byron Pringle	3	107	1
Deante Burton	3	25	0

ALL-TIME HOMECOMING RESULTS [33-63-5]

Date	Opponent	W/L/T	Score
10/23/15	Kansas	L	7-19
11/11/16	Missouri	W	7-6
11/3/17	Kansas	L	0-9
1918	No Game	-	-
11/22/19	Oklahoma	L	3-14
11/12/20	Iowa State	L	0-17
11/19/21	Oklahoma	W	14-7
10/28/22	Kansas	T	7-7
11/3/23	Missouri	L	2-4
11/22/24	Nebraska	L	0-24
11/14/25	Nebraska	T	0-0
10/16/26	Kansas	W	27-0
11/19/27	Nebraska	L	0-33
10/20/28	Kansas	L	0-7
10/26/29	Oklahoma	L	13-14
10/18/30	Kansas	L	0-14
11/14/31	Nebraska	L	3-6
11/19/32	Kansas	L	0-19
10/21/33	Nebraska	L	0-9
10/20/34	Kansas	W	13-0
10/19/35	Nebraska	T	0-0
10/24/36	Kansas	W	26-6
10/30/37	Oklahoma	L	0-19
10/29/38	Kansas	L	7-27
10/28/39	Nebraska	L	9-25
10/26/40	Kansas	W	20-0
11/1/41	Nebraska	W	12-6
10/24/42	Nebraska	L	7-19
11/6/43	Nebraska	L	7-13
11/11/44	Kansas	W	18-14
11/10/45	Nebraska	L	0-24
11/16/46	Kansas	L	0-34
10/25/47	Nebraska	L	7-14
10/30/48	Missouri	L	7-49
11/5/49	Oklahoma	L	39-0
11/4/50	Iowa State	L	7-13
10/20/51	Colorado	L	7-20
10/4/52	Missouri	L	0-26
10/31/53	Oklahoma	L	0-34
11/13/54	Iowa State	W	12-7
10/29/55	Oklahoma	L	7-40
11/17/56	Iowa State	W	32-6
10/19/57	Colorado	L	14-42
10/18/58	Missouri	L	8-32
11/7/59	Oklahoma	L	0-36
11/5/60	Oklahoma State	L	7-28
10/21/61	Colorado	L	0-13
11/17/62	Iowa State	L	14-28
10/26/63	Oklahoma	L	9-34
10/31/64	Kansas	L	0-7
10/23/65	Oklahoma	L	0-27
10/29/66	Kansas	T	3-3
10/21/67	Oklahoma	L	7-46
11/16/68	Kansas	L	29-38
10/25/69	Oklahoma	W	59-21
11/7/70	Oklahoma State	W	28-15
10/16/71	Iowa State	L	0-24
11/11/72	Oklahoma State	L	14-45
10/27/73	Oklahoma	L	14-56
11/9/74	Oklahoma State	L	5-29
10/18/75	Oklahoma	L	3-25
11/13/76	Oklahoma State	L	21-45
11/12/77	Iowa State	L	15-22
10/21/78	Missouri	L	14-56
10/13/79	Iowa State	L	3-7
10/25/80	Missouri	L	3-13
10/31/81	Iowa State	W	10-7
10/9/82	Missouri	T	7-7
11/12/83	Iowa State	L	27-49
10/20/84	Missouri	L	21-61
10/5/85	Oklahoma	L	6-41
10/25/86	Missouri	L	6-17
10/17/87	Oklahoma	L	10-59
10/1/88	Louisiana Tech	L	28-31
10/28/89	Kansas	L	16-21
11/3/90	Iowa State	W	28-14
10/12/91	Kansas	W	16-12
11/5/92	Iowa State	W	22-13
10/30/93	Oklahoma	W	21-7
11/5/94	Iowa State	W	38-20
11/4/95	Oklahoma	W	49-10
11/23/96	Iowa State	W	35-20
10/18/97	Texas A&M	W	36-17
10/24/98	Iowa State	W	52-7
10/30/99	Baylor	W	48-7
10/21/2000	Texas Tech	W	28-23
10/27/2001	Kansas	W	40-6
11/9/2002	Iowa State	W	58-7
11/1/2003	Baylor	W	38-10
10/30/2004	Texas Tech	L	25-35
10/29/2005	Colorado	L	20-23
10/28/2006	Iowa State	W	31-10
10/27/2007	Baylor	W	51-14
10/25/2008	Oklahoma	L	35-58
10/24/2009	Colorado	W	20-6
10/30/2010	Oklahoma State	L	14-24
10/29/2011	Oklahoma	L	17-58
10/27/2012	Texas Tech	W	55-24
10/26/2013	West Virginia	W	35-12
10/25/2014	Texas	W	23-0
10/17/2015	Oklahoma	L	0-55
10/22/2016	Texas	W	24-21

ABC (22-26)

11/16/68	at Kansas	L, 29-38
10/25/80	Missouri	L, 3-13
11/6/82	at Oklahoma	L, 24-10
10/15/94	Nebraska	L, 6-17
12/25/94	vs. Boston College	L, 7-12
10/21/95	at Nebraska	L, 25-49
11/18/95	Colorado	L, 17-27
8/31/96	Texas Tech	W, 21-14
First Big 12 Game		
10/5/96	Nebraska	L, 3-39
10/18/97	Texas A&M	W, 36-17
11/15/97	Colorado	W, 37-20
9/19/98	Texas	W, 48-7
10/17/98	Oklahoma State	W, 52-20
11/14/98	Nebraska	W, 40-30
11/21/98	at Missouri	W, 31-25
12/5/98	vs. Texas A&M	L, 33-36
10/2/99	at Texas	W, 35-17
11/13/99	at Nebraska	L, 15-41
9/30/2000	at Colorado	W, 44-21
10/14/2000	Oklahoma	L, 31-41
10/28/2000	at Texas A&M	L, 10-26
12/2/2000	vs. Oklahoma	L, 24-27
9/29/2001	at Oklahoma	L, 37-38
11/10/2001	at Nebraska	L, 21-31
10/5/2002	at Colorado	L, 31-35
11/23/2002	at Missouri	W, 38-0
10/4/2003	at Texas	L, 20-24
11/15/2003	at Nebraska	W, 38-9
12/6/2003	vs. Oklahoma	W, 35-7
1/2/2004	vs. Ohio State	L, 28-35
10/16/2004	Oklahoma	L, 21-31
10/15/2005	at Texas Tech	L, 20-59
11/11/2006	Texas	W, 45-42
9/29/2007	at Texas	W, 41-21
10/4/2008	Texas Tech	L, 28-58
9/4/2010	UCLA	W, 31-22
10/1/2011	Baylor	W, 36-35
10/8/2011	Missouri	W, 24-17
11/5/2011	at Oklahoma State	L, 45-52
11/12/2011	Texas A&M	W, 53-50
11/3/2012	Oklahoma State	W, 44-30
12/1/2012	Texas	W, 42-24
9/21/2013	at Texas	L, 21-31
10/5/2013	at Oklahoma State	L, 29-33
11/9/2013	at Texas Tech	W, 49-26
11/1/2014	Oklahoma State	W, 48-14
10/17/2015	Oklahoma	L, 0-55
11/5/2016	Oklahoma State	L, 37-43

CBS (1-1)

1/1/97	vs. BYU	L, 15-19
12/31/97	vs. Syracuse	W, 35-18

ESPN (11-16)

12/11/82	vs. Wisconsin	L, 3-14
First Live College Football Game on ESPN		
11/5/92	Iowa State	W, 22-13
12/29/93	vs. Wyoming	W, 52-17
10/6/94	at Kansas	W, 21-13
10/22/94	at Colorado	L, 21-35
12/29/95	vs. Colorado State	W, 54-21
12/29/98	vs. Purdue	L, 34-37
12/29/99	vs. Washington	W, 24-20
12/29/2001	vs. Syracuse	L, 3-26
12/27/2002	vs. Arizona State	W, 34-27
8/23/2003	vs. California	W, 42-28
9/1/2007	at Auburn	L, 13-23
11/21/2009	at Nebraska	L, 3-17
10/7/2010	Nebraska	L, 13-48
12/30/2010	vs. Syracuse	L, 34-36
10/29/2011	Oklahoma	L, 17-58
11/17/2012	at Baylor	L, 24-52
1/3/2013	vs. Oregon	L, 17-35
12/28/2013	vs. Michigan	W, 31-14
9/18/2014	Auburn	L, 14-20
10/18/2014	at Oklahoma	W, 31-30
10/25/2014	Texas	W, 23-0
12/6/2014	at Baylor	L, 27-38
1/2/2015	vs. UCLA	L, 35-40
1/2/2015	vs. Arkansas	L, 23-45
10/15/2016	at Oklahoma	L, 17-38
12/28/2016	vs. Texas A&M	W, 33-28

ALL-TIME TELEVISION RESULTS [121-92]

ESPN2 (5-2)

9/10/2005	at Marshall	W, 21-19
10/13/2007	Colorado	W, 47-20
11/24/2004	at Fresno State	L, 29-45
9/17/2008	at Louisville	L, 29-38
11/6/2010	Texas	W, 39-14
10/22/2016	Texas	W, 24-21
11/19/2016	at Baylor	W, 42-21

ESPN3 (1-1)

9/12/2009	at Louisiana	L, 15-17
11/27/2010	at North Texas	W, 49-41

ESPNU (3-1)

9/24/2011	at Miami	W, 28-24
10/4/2014	Texas Tech	W, 45-13
10/1/2016	at West Virginia	L, 16-17
10/8/2016	Texas Tech	W, 44-38

FOX (13-8)

10/19/96	at Texas A&M	W, 23-20
11/16/96	at Colorado	L, 0-12
8/26/2000	vs. Iowa	W, 27-7
9/2/2000	Louisiana Tech	W, 54-10
10/21/2000	Texas Tech	W, 28-23
11/11/2000	Nebraska	W, 29-28
1/1/2001	vs. Tennessee	W, 35-21
9/8/2001	at USC	W, 10-6
11/24/2001	Missouri	W, 24-3
10/19/2002	Texas	W, 17-14
9/20/2003	Marshall	L, 20-27
9/11/2004	Fresno State	L, 21-45
10/30/2004	Texas Tech	L, 25-35
1/6/2012	vs. Arkansas	L, 16-29
9/22/2012	at Oklahoma	W, 24-19
10/20/2012	at West Virginia	W, 55-14
10/27/2012	Texas Tech	W, 55-24
11/10/2012	at TCU	L, 23-10
10/12/2013	Baylor	W, 25-35
11/8/2014	at TCU	L, 20-41
10/10/2015	TCU	L, 45-52

FS1 (13-7)

8/30/2013	North Dakota State	L, 21-24
9/7/2013	Louisiana	W, 48-27
10/26/2013	West Virginia	W, 35-12
11/2/2013	Iowa State	W, 41-7
11/23/2013	Oklahoma	L, 31-41
11/30/2013	at Kansas	W, 31-10
9/6/2014	at Iowa State	W, 32-28
11/20/2014	at West Virginia	W, 26-20
11/29/2014	Kansas	W, 51-13
9/12/2015	at UTSA	W, 30-3
10/3/2015	at Oklahoma State	L, 34-36
10/24/2015	at Texas	L, 9-23
11/5/2015	Baylor	L, 24-31
11/14/2015	Texas Tech	L, 44-59
11/21/2015	Iowa State	W, 38-35
11/28/2015	at Kansas	W, 45-14
12/5/2015	West Virginia	W, 24-23
9/2/2016	at Stanford	L, 13-26
11/26/2016	Kansas	W, 34-19
12/3/2016	at TCU	W, 30-6

FCS (6-0)

9/6/2008	Montana State	W, 69-10
11/22/2008	Iowa State	W, 38-30
11/3/2009	vs. Iowa State	W, 24-23
10/17/2009	Texas A&M	W, 62-14
10/24/2009	Colorado	W, 20-6
9/17/2011	Kent State	W, 37-0

FSN (28-18)

9/14/96	Cincinnati	W, 35-0
10/11/97	Missouri	W, 41-11
11/1/97	at Texas Tech	W, 13-2
11/22/97	at Iowa State	W, 28-3
9/12/98	Northern Illinois	W, 73-7
10/31/98	at Kansas	W, 54-6
9/25/99	at Iowa State	W, 35-28
10/23/99	at Oklahoma State	W, 44-21
11/6/99	Colorado	W, 20-14
11/4/2000	Iowa State	W, 56-10
11/18/2000	at Missouri	W, 28-24

10/6/2001	Colorado	L, 6-16
10/20/2001	Texas A&M	L, 24-31
11/16/2002	Nebraska	W, 49-13
10/11/2003	at Oklahoma State	L, 34-38
11/6/2004	at Missouri	W, 35-24
11/20/2004	Iowa State	L, 23-37
10/1/2005	at Oklahoma	L, 21-43
10/8/2005	Kansas	W, 12-3
9/16/2006	Marshall	W, 23-7
9/23/2006	Louisville	L, 7-24
11/4/2006	at Colorado	W, 34-21
11/18/2006	at Kansas	L, 20-39
10/6/2007	Kansas	L, 24-30
11/17/2007	Missouri	L, 32-49
10/18/2008	at Colorado	L, 13-14
10/25/2008	Oklahoma	L, 35-58
11/1/2008	at Kansas	L, 21-52
11/8/2008	at Missouri	L, 24-41
9/19/2009	at UCLA	L, 9-23
10/10/2009	at Texas Tech	L, 66-14
10/31/2009	at Oklahoma	L, 30-42
9/18/2010	vs. Iowa State	W, 27-20
9/25/2010	UCF	W, 17-13
10/14/2010	at Kansas	W, 59-7
10/30/2010	Oklahoma State	L, 14-24
11/13/2010	at Missouri	L, 28-38
10/15/2011	at Texas Tech	W, 41-34
10/22/2011	at Kansas	W, 59-21
12/3/2011	Iowa State	W, 30-23
9/15/2012	North Texas	W, 35-21
11/16/2013	TCU	W, 33-31
9/27/2014	UTEP	W, 58-28
9/19/2015	Louisiana Tech	W, 39-33 (3ot)
9/17/2016	Florida Atlantic	W, 63-7
10/29/2016	at Iowa State	W, 31-26

RESULTS VS. RANKED (32-170-1)

Date	Rk	Opp.	Score	W/L	Date	Rk	Opp.	Score	W/L
Nov. 21, 1936	13	at Nebraska	0-40	L	Oct. 4, 1986	6	at Oklahoma	10-56	L
Nov. 27, 1937	11	Nebraska	0-3	L	Nov. 1, 1986	9	at Nebraska	0-38	L
Nov. 5, 1938	11	at Oklahoma	0-26	L	Sept. 26, 1987	19	at Iowa	13-38	L
Oct. 28, 1939	10	Nebraska	9-25	L	Oct. 17, 1987	1	Oklahoma	10-59	L
Nov. 11, 1939	6	Oklahoma	10-13	L	Oct. 24, 1987	2	at Nebraska	3-56	L
Nov. 30, 1940	8	at Nebraska	0-20	L	Oct. 31, 1987	12	at Oklahoma State	7-56	L
Oct. 19, 1946	13	at Oklahoma	7-28	L	Sept. 10, 1988	17	Iowa	10-45	L
Oct. 16, 1948	20	at Oklahoma	0-42	L	Oct. 15, 1988	10	at Oklahoma	24-70	L
Oct. 30, 1948	8	Missouri	7-49	L	Oct. 22, 1988	5	Nebraska	3-48	L
Nov. 5, 1949	3	Oklahoma	0-39	L	Oct. 29, 1988	12	Oklahoma State	27-45	L
Oct. 21, 1950	2	at Oklahoma	0-58	L	Oct. 7, 1989	4	at Nebraska	7-58	L
Nov. 11, 1950	16	at Nebraska	21-49	L	Nov. 18, 1989	2	Colorado	11-59	L
Nov. 3, 1951	17	Oklahoma	0-33	L	Oct. 6, 1990	8	Nebraska	8-45	L
Oct. 25, 1952	3	at Oklahoma	6-49	L	Nov. 17, 1990	2	at Colorado	3-64	L
Nov. 1, 1952	9	Kansas	6-26	L	Sept. 28, 1991	4	at Washington	3-56	L
Oct. 31, 1953	9	Oklahoma	0-34	L	Oct. 19, 1991	9	at Nebraska	31-38	L
Oct. 23, 1954	1	at Oklahoma	0-21	L	Oct. 26, 1991	16	Colorado	0-10	L
Oct. 15, 1955	20	Colorado	13-34	L	Nov. 2, 1991	21	at Oklahoma	7-28	L
Oct. 29, 1955	1	Oklahoma	7-40	L	Oct. 24, 1992	9	at Colorado	7-54	L
Oct. 6, 1956	1	at Oklahoma	0-66	L	Dec. 5, 1992	11	vs. Nebraska	24-38	L
Nov. 24, 1956	10	at Michigan State	17-38	L	Oct. 16, 1993	6	at Nebraska	28-45	L
Nov. 2, 1957	2	Oklahoma	0-13	L	Oct. 23, 1993	16	Colorado	16-16	T
Nov. 23, 1957	1	at Michigan State	9-27	L	Oct. 30, 1993	13	Oklahoma	21-7	W
Oct. 25, 1958	9	at Oklahoma	6-40	L	Oct. 15, 1994	2	Nebraska	6-17	L
Nov. 7, 1959	18	Oklahoma	0-36	L	Oct. 22, 1994	2	at Colorado	21-35	L
Sept. 24, 1960	7	at Kansas	0-41	L	Oct. 29, 1994	25	at Oklahoma	37-20	W
Oct. 15, 1960	6	Missouri	0-45	L	Oct. 21, 1995	2	at Nebraska	25-49	L
Oct. 29, 1960	6	at Minnesota	7-48	L	Oct. 28, 1995	6	Kansas	41-7	W
Oct. 21, 1961	9	Colorado	0-13	L	Nov. 4, 1995	25	Oklahoma	49-10	W
Oct. 6, 1962	6	at Washington	0-41	L	Nov. 18, 1995	9	Colorado	17-27	L
Oct. 26, 1963	7	Oklahoma	9-34	L	Dec. 29, 1995	25	vs. Colorado State	54-21	W
Oct. 17, 1964	6	at Nebraska	0-47	L	Oct. 5, 1996	6	Nebraska	3-39	L
Oct. 16, 1965	2	Nebraska	0-41	L	Nov. 16, 1996	6	at Oklahoma	0-12	L
Oct. 1, 1966	20	at Colorado	0-10	L	Jan. 1, 1997	5	BYU	15-19	L
Oct. 15, 1966	6	at Nebraska	10-21	L	Oct. 4, 1997	3	at Nebraska	26-56	L
Oct. 7, 1967	7	Nebraska	14-16	L	Oct. 18, 1997	14	Texas A&M	36-17	W
Nov. 18, 1967	9	Colorado	6-40	L	Dec. 31, 1997	14	vs. Syracuse	35-18	W
Sept. 28, 1968	4	at Penn State	9-25	L	Oct. 10, 1998	14	at Colorado	16-9	W
Oct. 26, 1968	14	Missouri	20-56	L	Nov. 14, 1998	11	Nebraska	40-30	W
Nov. 16, 1968	7	Kansas	29-38	L	Nov. 21, 1998	19	at Missouri	31-25	W
Oct. 4, 1969	2	Penn State	14-17	L	Dec. 5, 1998	10	vs. Texas A&M	33-36	L
Oct. 25, 1969	11	Oklahoma	57-21	W	Oct. 2, 1999	15	at Texas	35-17	W
Nov. 1, 1969	14	at Missouri	38-41	L	Nov. 13, 1999	7	at Nebraska	15-41	L
Nov. 15, 1969	17	Nebraska	7-10	L	Oct. 14, 2000	8	Oklahoma	31-41	L
Oct. 3, 1970	8	Colorado	21-20	W	Nov. 11, 2000	4	Nebraska	29-28	W
Oct. 31, 1970	17	Missouri	17-13	W	Dec. 2, 2000	1	vs. Oklahoma	24-27	L
Nov. 14, 1970	4	at Nebraska	13-15	L	Jan. 1, 2001	21	vs. Tennessee	35-21	W
Oct. 2, 1971	6	at Colorado	21-31	L	Sept. 29, 2001	3	at Oklahoma	37-38	L
Oct. 23, 1971	2	Oklahoma	28-75	L	Nov. 10, 2001	2	at Nebraska	21-31	L
Nov. 13, 1971	1	Nebraska	17-44	L	Dec. 29, 2001	18	vs. Syracuse	3-26	L
Sept. 23, 1972	10	at Arizona State	14-56	L	Sept. 21, 2002	11	Southern California	27-20	W
Oct. 7, 1972	12	Colorado	17-38	L	Oct. 19, 2002	8	Texas	14-17	L
Oct. 21, 1972	20	at Iowa State	22-25	L	Nov. 9, 2002	21	Iowa State	58-7	W
Oct. 28, 1972	8	at Oklahoma	0-52	L	Oct. 4, 2003	13	at Texas	20-24	L
Nov. 4, 1972	16	Missouri	17-31	L	Nov. 15, 2003	18	at Nebraska	38-9	W
Nov. 18, 1972	5	at Nebraska	7-59	L	Dec. 6, 2003	1	vs. Oklahoma	35-7	W
Sept. 15, 1973	14	at Florida	10-21	L	Jan. 2, 2004	7	vs. Ohio State	28-35	L
Oct. 13, 1973	19	at Kansas	18-25	L	Oct. 16, 2004	2	Oklahoma	21-31	L
Oct. 27, 1973	3	Oklahoma	14-56	L	Oct. 15, 2005	13	at Texas Tech	20-59	L
Nov. 3, 1973	12	at Missouri	7-31	L	Sept. 23, 2006	8	Louisville	6-24	L
Nov. 17, 1973	10	Nebraska	21-50	L	Oct. 14, 2006	21	Nebraska	3-21	L
Oct. 12, 1974	19	Kansas	13-20	L	Oct. 21, 2006	24	at Missouri	21-41	L
Oct. 26, 1974	2	at Oklahoma	0-63	L	Nov. 11, 2006	4	Texas	45-42	W
Nov. 9, 1974	17	Oklahoma State	5-29	L	Dec. 28, 2006	16	vs. Rutgers	10-37	L
Nov. 16, 1974	6	at Nebraska	7-35	L	Sept. 1, 2007	14	at Auburn	13-23	L
Oct. 4, 1975	6	Texas A&M	0-10	L	Sept. 29, 2007	7	at Texas	41-21	W
Oct. 18, 1975	2	Oklahoma	3-25	L	Nov. 17, 2007	6	Missouri	32-49	L
Oct. 25, 1975	15	at Missouri	3-35	L	Oct. 4, 2008	7	Texas Tech	28-58	L
Nov. 8, 1975	3	Nebraska	0-12	L	Oct. 25, 2008	4	Oklahoma	35-58	L
Nov. 22, 1975	9	at Colorado	7-33	L	Nov. 8, 2008	13	at Missouri	24-41	L
Nov. 18, 1976	11	at Texas A&M	14-34	L	Oct. 31, 2009	22	at Oklahoma	30-42	L
Oct. 9, 1976	9	Missouri	21-28	L	Oct. 7, 2010	6	Nebraska	13-48	L
Oct. 16, 1976	3	at Nebraska	0-51	L	Oct. 30, 2010	20	Oklahoma State	14-24	L
Nov. 6, 1976	17	at Oklahoma	0-49	L	Nov. 13, 2010	20	at Missouri	28-38	L
Nov. 13, 1976	17	Oklahoma State	21-45	L	Oct. 1, 2011	17	Baylor	36-35	W
Nov. 20, 1976	15	Colorado	28-35	L	Oct. 29, 2011	8	Oklahoma	17-58	L
Oct. 1, 1977	18	Mississippi State	21-24	W*	Nov. 5, 2011	3	at Oklahoma State	45-52	L
Oct. 8, 1977	9	Nebraska	9-26	L	Nov. 19, 2011	23	at Texas	17-13	W
Oct. 29, 1977	4	Oklahoma	7-42	L	Jan. 6, 2012	6	vs. Arkansas	16-29	W
Oct. 14, 1978	8	at Nebraska	14-48	L	Sept. 29, 2012	6	at Oklahoma	24-19	W
Oct. 21, 1978	13	Missouri	14-56	L	Oct. 20, 2012	13	at West Virginia	55-14	W
Oct. 28, 1978	1	at Oklahoma	19-56	L	Oct. 27, 2012	15	Texas Tech	55-24	W
Oct. 20, 1979	9	Oklahoma	6-38	L	Nov. 3, 2012	24	Oklahoma State	44-30	W
Nov. 10, 1979	2	Nebraska	12-21	L	Dec. 1, 2012	23	Texas	42-24	W
Oct. 18, 1980	17	at Oklahoma	21-35	L	Jan. 3, 2013	5	vs. Oregon	17-35	L
Oct. 25, 1980	16	Missouri	3-13	L	Oct. 5, 2013	21	at Oklahoma State	29-33	L
Nov. 8, 1980	5	at Nebraska	8-55	L	Oct. 12, 2013	15	Baylor	25-35	L
Sept. 19, 1981	15	at Washington	3-20	L	Nov. 9, 2013	25	at Texas Tech	49-26	W
Oct. 10, 1981	13	at Missouri	13-58	L	Nov. 23, 2013	22	Oklahoma	31-41	L
Oct. 17, 1981	19	Nebraska	3-49	L	Sept. 18, 2014	5	Auburn	14-20	L
Nov. 7, 1981	17	Oklahoma	21-28	L	Oct. 18, 2014	11	at Oklahoma	31-30	W
Oct. 2, 1982	13	at Arizona State	7-30	L	Nov. 8, 2014	6	at TCU	20-41	L
Oct. 16, 1982	6	at Nebraska	13-42	L	Dec. 6, 2014	5	at Baylor	27-38	L
Nov. 6, 1982	14	at Oklahoma	10-24	L	Jan. 2, 2015	14	vs. UCLA	35-40	W
Oct. 1, 1983	9	Oklahoma	10-29	L	Oct. 3, 2015	20	at Oklahoma State	34-36	L
Oct. 29, 1983	1	Nebraska	25-51	L	Oct. 10, 2015	2	TCU	45-52	L
Oct. 29, 1984	7	at Oklahoma	6-24	L	Oct. 17, 2015	19	Oklahoma	0-55	L
Oct. 27, 1984	4	at Nebraska	14-62	L	Nov. 5, 2015	2	Baylor	24-31	L
Nov. 3, 1984	7	Oklahoma State	6-34	L	Sept. 2, 2016	8	at Stanford	13-26	L
Oct. 5, 1985	2	Oklahoma	6-41	L	Oct. 15, 2016	19	at Oklahoma	17-38	L
Nov. 2, 1985	5	Nebraska	3-41	L	Nov. 5, 2016	22	Oklahoma State	37-43	L
Nov. 9, 1985	10	at Oklahoma State	3-35	L					

* Game Later forfeited

RESULTS AS RANKED (117-39)

Date	Rk	Opp.	Score	W/L	Date	Rk	Opp.	Score	W/L
Sept. 28, 1968	20	at Penn State	9-25	L	Oct. 26, 2002	20	at Baylor	44-10	W
Oct. 25, 1969	18	Oklahoma	59-21	W	Nov. 2, 2002	14	at Kansas	64-0	W
Nov. 1, 1969	12	at Missouri	38-41	L	Nov. 9, 2002	12	Iowa State	58-7	W
Nov. 8, 1969	15	at Oklahoma State	19-28	L	Nov. 16, 2002	11	Nebraska	49-13	W
Nov. 14, 1970	20	at Nebraska	13-51	L	Nov. 23, 2002	10	at Missouri	38-0	W
Oct. 30, 1993	25	Oklahoma	21-7	W	Dec. 27, 2002	6	vs. Arizona State	34-27	W
Nov. 6, 1993	18	at Iowa State	23-27	L	Aug. 23, 2003	7	vs. California	42-28	W
Nov. 13, 1993	24	Missouri	31-21	W	Aug. 30, 2003	7	Troy State	41-5	W
Nov. 20, 1993	20	at Oklahoma State	21-17	W	Sept. 6, 2003	7	McNeese State	55-14	W
Dec. 29, 1993	20	vs. Wyoming	52-17	W	Sept. 13, 2003	7	Massachusetts	38-7	W
Oct. 6, 1994	19	at Kansas	21-13	W	Sept. 20, 2003	6	Marshall	20-27	L
Oct. 15, 1994	16	Nebraska	6-17	L	Oct. 4, 2003	16	at Texas	20-24	L
Oct. 22, 1994	19	at Colorado	21-35	L	Oct. 11, 2003	22	at Oklahoma State	34-38	L
Oct. 29, 1994	23	at Oklahoma	37-20	W	Nov. 22, 2003	19	Missouri	24-14	W
Nov. 5, 1994	15	Iowa State	38-20	W	Dec. 6, 2003	13	vs. Oklahoma	35-7	W
Nov. 12, 1994	11	at Missouri	21-18	W	Jan. 2, 2004	8	vs. Ohio State	28-35	L
Nov. 19, 1994	11	Oklahoma State	23-6	W	Sept. 4, 2004	12	Western Kentucky	27-13	W
Nov. 26, 1994	11	at UNLV	42-3	W	Sept. 11, 2004	13	Fresno State	21-45	L
Dec. 25, 1994	11	vs. Boston College	7-12	L	Oct. 8, 2011	20	Missouri	24-17	W
Sept. 9, 1995	21	at Cincinnati	23-21	W	Oct. 15, 2011	17	at Oklahoma State	41-34	W
Sept. 23, 1995	19	Akron	67-0	W	Oct. 22, 2011	12	at Kansas	59-21	W
Sept. 30, 1995	16	Northern Illinois	44-0	W	Oct. 29, 2011	9	Oklahoma	17-58	L
Oct. 7, 1995	13	Missouri	30-0	W	Nov. 5, 2011	14	at Oklahoma State	45-52	L
Oct. 14, 1995	8	at Oklahoma State	23-17	W	Nov. 12, 2011	14	Texas A&M	53-50 (4 OT)W	
Oct. 21, 1995	8	at Nebraska	25-49	L	Nov. 19, 2011	13	at Texas	17-13	W
Oct. 28, 1995	14	Kansas	41-7	W	Dec. 3, 2011	11	Iowa State	30-23	W



Jordan WILLIS
2017 Senior Bowl Participant
Cincinnati Bengals Third Round Draftee

Senior Bowl

- 1964 Ralph McFillen, E; Joe Provenzano, T
- 1968 Dan Lankas, LB
- 1970 Mack Herron, HB; Lynn Larson, T
- 1971 Lynn Dickey, QB; Oscar Gibson, LB; Henry Hawthorne, HB; Clarence Scott, CB
- 1972 Steve Beryle, C; Mo Latimore, OG
- 1974 Isaac Jackson, RB
- 1981 Steve Clark, DE
- 1985 Barton Hundley, DB
- 1991 Elijah Alexander, DE
- 1992 Sean Snyder, P
- 1993 Jaime Mendez, FS
- 1994 Chad May, QB; J.J. Smith, RB; Barrett Brooks, OT
- 1995 Percell Gaskins, LB
- 1996 Jason Johnson, C; Kevin Lockett, WR
- 1998 Michael Bishop, QB; Martin Gramatica, PK
- 1999 Darren Howard, DE; Mark Simoneau, LB
- 2000 David Allen, RB; Jarrod Cooper, SS; Quincy Morgan, WR; Jamie Rheem, PK; Mario Fatafehi, DT
- 2001 Jon McGraw, FS; Ben Leber, LB
- 2003 Nick Leckey, C; Bryan Hickman, LB
- 2004 Darren Sproles, RB
- 2006 Thomas Clayton, RB
- 2007 Jordy Nelson, WR
- 2010 Daniel Thomas, RB
- 2012 Chris Harper, WR; Arthur Brown, LB
- 2013 Marcus Heit, LS
- 2014 Tyler Lockett, WR
- 2015 Cody Whitehair, OL; Glenn Gronkowski, TE
- 2016 Jordan Willis, DE

East-West Shrine Game

- 1934 Ralph Graham, FB
- 1935 George Maddox, T
- 1936 Ralph Churchill, E
- 1937 Maurice Elder, FB
- 1939 Bill Beezley, G; Don Crumbaker, E
- 1940 Bill Beezley, G; Don Crumbaker, E
- 1941 Bernard Weiner, G
- 1950 Rollin Prather, E
- 1954 Veryl Switzer, HB
- 1955 Corky Taylor, HB
- 1956 Jim Furey, C
- 1971 Ron Dickerson, DHB; Dean Shaternick, T
- 1977 Gary Spani, LB
- 1980 Eddy Whitley, TE
- 1985 Barton Hundley, DB
- 1991 Michael Smith, WR
- 1993 Jaime Mendez, FS; Thomas Randolph, CB; Quentin Neujahr, C
- 1994 Chad May, QB; Barrett Brooks, OT
- 1995 Tim Colston, DT; Percell Gaskins, LB
- 1996 Kevin Lockett, WR; Mario Smith, S
- 1997 Todd Weiner, OT; Kendyl Jacox, C
- 1998 Michael Bishop, QB; Martin Gramatica, PK; Darnell McDonald, WR

- 1999 Lamar Chapman, FS
- 2000 Dyshod Carter, CB; Shad Meier, TE; Jamie Rheem, PK; Jonathan Beasley, QB
- 2001 Andy Eby, OL
- 2003 Rashad Washington, DB
- 2004 Cedrick Williams, DB
- 2005 Jeromey Clary, OL
- 2006 Brandon Archer, LB; Quintin Echols, DT
- 2009 Jeffrey Fitzgerald, DE; Jeron Mastrud, TE
- 2011 Tysyn Hartman, DB
- 2014 B.J. Finney, OL

Medal of Honor Bowl

- 2013 John Hubert, RB; Marcus Heit, LS
- 2014 Jake Waters, QB; Curry Sexton, WR; Ryan Mueller, DE

All-America Bowl*

- 1969 Dave Jones, FL
- 1970 Mack Herron, HB; Lynn Larson, T
- 1971 Mike Kuhn, DE; Ron Dickerson, DHB
- 1972 Larry Anding, T; Joe Colquitt, LB; Johnny Robertson, DHB
- 1973 Joe Brandt, P; John Goerger, WR
- 1974 Isaac Jackson, RB; Bill Brittain, OG
- 1975 Steve Grogan, QB

Blue-Gray Game*

- 1953 Tom O'Boyle, G
- 1955 Douglas Roether, FB
- 1968 Dan Lankas, LB
- 1970 Manuel Barrera, DE; Charlie Collins, FL; John Stucky, MG
- 1971 Jim Carver, OT; Mike Kolich, DHB; Mike Kuhn, DE
- 1972 Keith Best, LB; Steve Beyrle, C; Johnny Robertson, DHB
- 1973 Ron Coppenbarger, S; John Goerger, WR; Dennis Morrison, QB
- 1974 Isaac Jackson, RB; Fred Rothwell, C; Henry Childs, TE
- 1975 Steve Grogan, QB; David Hernandez, OT
- 1979 Eddy Whitley, TE
- 1980 Steve Clark, DE
- 1982 Darrell Dickey, QB; Will Cokeley, LB; Greg Best, CB; Dan Ruzich, LB
- 1983 Reggie Singletary, DT
- 1984 Eric Bailey, TE
- 1988 Mark Porter, PK
- 1989 Maurice Henry, DE
- 1991 Michael Smith, WR; Russ Campbell, TE
- 1992 Sean Snyder, P; Eric Gallon, RB

Challenge Bowl*

- 1979 William Fisher, LB; Charlie Green, SE; Chester Jeffery, DT; Dan Manucci, QB

Coaches' All-America Game*

- 1964 Willis Crenshaw, FB
- 1971 Clarence Scott, DHB
- 1972 Bill Butler, HB

College All-Star Game*

- 1935 George Maddox, T
- 1954 Veryl Switzer, HB
- 1964 Willis Crenshaw, FB
- 1970 Lynn Larson, T
- 1971 Ron Dickerson, CB; Clarence Scott, CB

Hula Bowl*

- 1971 Mike Montgomery, FB; Dean Shaternick, OT
- 1978 Gary Spani, LB
- 1981 James Walker, DE
- 1983 Reggie Singletary, DT
- 1993 Andre Coleman, WR (MVP)
- 1994 Jim Hmielewski, OT
- 1996 Joe Gordon, CB
- 1998 Michael Bishop, QB
- 2000 Jonathan Beasley, QB; Dyshod Carter, CB; Randall Cummins, C
- 2001 Aaron Lockett, WR; Josh Scobey, RB; Jerry Togiati, DT
- 2003 Josh Buhl, LB; Jesse Keaulana-Kamakea, OL; Travis Wilson, FB
- 2005 Victor Mann, FB
- 2006 Yamon Figurs, WR
- 2007 Rob Jackson, DE; Justin McKinney, DB

Intajuce North South All-Star Classic*

- 2006 Zach Diles, LB

Japan Bowl*

- 1978 Gary Spani, LB
- 1992 Michael Smith, WR; Russ Campbell, TE

North-South Shrine Bowl*

- 1953 Ed Pence, E; Ken Gowdy, C; Bob Balderson, FB; Earl Meyer, T
- 1954 Ron Marciniak, G
- 1970 Mack Herron, HB; Lynn Larson, T
- 1971 Lynn Dickey, QB; Oscar Gibson, LB; Mike Montgomery, FB; Clarence Scott, CB; Ron Yankowski, DT
- 1972 Bill Butler, HB; Mo Latimore, OG
- 1974 Isaac Jackson, RB; Fred Rothwell, C

Paradise Bowl*

- 2002 Thomas Barnett, T; Marc Dunn, QB

Texas vs. the Nation/NFLPA All-Star Game*

- 2008 Ian Campbell, DE
- 2010 Corey Adams, LS

Tropical Bowl

- 2016 Deante Burton, WR

Villages Gridiron Classic*

- 1998 Eric Hickson, RB; Justin Swift, TE; Gerald Neasman, CB; Travis Ochs, LB
- 1999 Frank Murphy, RB; Damion McIntosh, OL; Darren Howard, DE
- 2000 Monty Beisel, DE; Chris Johnson, DE
- 2001 Rock Cartwright, FB; Josh Scobey, RB; Jerry Togiati, DT
- 2002 Tank Reese, DT; Henry Bryant, DE
- 2003 James McGill, DB
- 2004 Jermaine Berry, DT; Brian Casey, TE; Jon Doty, OT

Note: Year listed is the regular season in which the senior played.

* No longer in existence



Jordy NELSON
2008 Senior Bowl Participant
Green Bay Packers Second Round Draftee

GARY SPANI

Linebacker • 1977



A First Team All-America selection in 1976 by *Football News* prior to his consensus honor in 1977... A three-time All-Big Eight selection... Is the Wildcats' career leader in tackles, while his 1977 total stood as a school record for over 25 years... Had 110 unassisted tackles in 1977 to set a school record... Was twice named the team's Most Valuable Player... Recording at least 20 tackles in a single game four times in his career, including 25 against Iowa State in 1977 to tie for third in school history.

CAREER DEFENSIVE STATS

Yr	Gms	UA-AT-TT	TFL	INT	FF-FR
1974	11	30-31-61	4.0	0	0-1
1975	11	52-101-153	10.0	0	0-2
1976	11	50-101-151	4.0	1	0-2
1977	11	68-110-178	11.0	1	0-5
TOTAL	44	200-343-543	29.0	2	0-10

SEAN SNYDER

Punter • 1992



An All-America selection in 1992 by Kodak, Associated Press and *Athlon's*... Twice named a First Team All-Big Eight Conference performer and was the Defensive Newcomer of the Year in 1991... Named K-State's Special Teams MVP in 1991 and 1992... Holds K-State school records for season punting yards and season punting average... Had 12 punts for a 52.5-yard average against Colorado in 1992... Ranks second all-time at K-State in career punting average.

CAREER PUNTING STATS

Yr	Gms	Punts	Yards	Avg	Long
1991	11	55	2,228	40.5	64
1992	11	80	3,572	44.7	64
TOTAL	22	135	5,800	43.0	64

JAIME MENDEZ

Free Safety • 1993



A First Team All-American by the Associated Press, Kodak, *Football News*, *Athlon's* and *NFL Draft Report*... A three-time All-Big Eight selection at safety, including first team honors in 1992 and 1993... One of eight semifinalist for the 1993 Thorpe Award as the nation's top defensive back... Owns K-State records for interceptions in a game (4 vs. Temple, 1992) and a career... Had six interceptions in both 1990 and 1992, third most on K-State's single-season chart... Ranks third all-time at K-State in passes defended with 48.

CAREER DEFENSIVE STATS

Yr	Gms	UA-AT-TT	TFL	INT	FF-FR
1990	11	20-20-40	4.0	6	1-2
1991	11	47-32-79	1.0	1	0-0
1992	11	41-26-67	2.0	6	0-0
1993	11	69-58-127	2.0	2	2-0
TOTAL	44	177-136-313	7.0	15	3-2

CHRIS CANTY

Cornerback • 1995-96



Only two-time Consensus All-American in school history... A two-time finalist for the Jim Thorpe Award, given annually to the nation's top defensive back, and the Nagurski Trophy as the nation's top defensive player... Named the Touchdown Club of Columbus Defensive Player of the Year in 1996 after tying for the Big 12 lead and ranking 14th nationally with five interceptions... Became the first sophomore in Kansas State history to be named a First Team All-American when he earned the nod in 1995... Tied for the national lead with a school record eight interceptions.

CAREER DEFENSIVE STATS

Yr	Gms	UA-AT-TT	TFL	INT	FF-FR
1994	11	43-20-63	2.0	1	1-1
1995	11	30-13-43	3.0	8	0-1
1996	11	43-11-54	3.0	5	2-0
TOTAL	33	116-44-160	8.0	14	3-2

MARTIN GRAMATICA

Placekicker • 1997



Winner of the 1997 Lou Groza Award as the nation's top kicker, the first major award winner in school history... First-Team All-America pick the by Football Writers Association of American, Associated Press, *Sporting News* and *Football News*... Led the nation in field-goal accuracy, while he set the K-State single season record with 19 field goals... The only kicker in Kansas State history to boot two 50-yard field goals in the same game as he did so against Ohio... Also only kicker to make three 50-yard field goals in the same season... Broke the K-State career scoring record.

CAREER KICKING STATS

Yr	Gms	Made	Att	Pct	Long
1994	11	6	9	66.7	40
1995	11	7	10	70.0	32
1997	11	19	20	95.0	55
1998	12	22	31	71.0	65
TOTAL	45	54	70	77.1	65

DAVID ALLEN

Punt Returner • 1998



Named a First Team All-American by the Associated Press, Football Writers Associated of America and *Sporting News*... Led the nation in punt-return average and four... First and only player in NCAA history to return punts for TDs in three consecutive games as he took one back against Indiana State, Northern Illinois and Texas... Tied NCAA record with four punt returns for touchdowns during the season... Broke own school and Big 12 record with 730 yards in punt returns... Broke his own K-State and Big 12 record with 172 yards in punt returns against Texas.

CAREER PUNT RETURN STATS

Yr	Gms	No.	Yds	Avg	TD	Lg
1997	9	30	403	13.4	1	70
1998	12	33	730	22.1	4	93
1999	10	28	390	13.9	2	94
2000	9	12	123	10.2	0	44
TOTAL	40	103	1,646	16.0	7	94

MARK SIMONEAU

Linebacker • 1999



A finalist for the 1999 Butkus Award... A First Team All-America pick by the AFCA, FWA, Walter Camp and *Sporting News*... The 1999 Big 12 Defensive Player of the Year... A three-time Big 12 Defensive Player of the Week for performances vs. Kansas, Texas and Colorado... Finished his career third on the K-State all-time tackles chart, while he was third on the career tackle-for-loss list and left with the season and career school records for unassisted tackles... Named to the All-America strength team by the National Strength & Conditioning Association.

CAREER DEFENSIVE STATS

Yr	Gms	UA-AT-TT	TFL	INT	FF-FR
1996	11	63-48-111	11.0	0	2-1
1997	11	64-39-103	15.0	0	2-2
1998	11	58-37-95	9.0	0	3-2
1999	11	66-25-91	17.0	1	2-2
TOTAL	44	251-149-400	52.0	1	8-7

TERENCE NEWMAN

Cornerback • 2002



The 2002 Thorpe Award Winner as top defensive back in the nation... An All-American selection by the Associated Press, the Football Writers of America, Walter Camp, *College Football News*, American Football Coaches Association... Had five interceptions while he left school tied for sixth in career interceptions... Only the third Wildcat in history to have scored on both a kickoff return and punt return and only the second to have accomplished that feat in the same season... Led Wildcats with 10 tackles in the 2002 Pacific Life Holiday Bowl win.

CAREER DEFENSIVE STATS

Yr	Gms	UA-AT-TT	TFL	INT	FF-FR
1999	11	6-2-8	0.0	1	0-0
2000	13	15-6-21	0.0	1	0-0
2001	11	44-7-51	3.0	3	1-1
2002	13	43-11-54	2.5	5	1-0
TOTAL	48	108-26-134	5.5	10	2-1

JORDY NELSON

Wide Receiver • 2007



A former walk-on who started his career as a defensive back, before being named a Consensus All-American as a senior... One of three finalists for the Biletnikoff Award as the nation's best wide receiver... Set school records for receptions in a game (15) and season, receiving yards in a game (214) and season and yards per game in a season (133.8)... Went on to be taken 36th overall by Green Bay in the 2008 NFL Draft.

CAREER RECEIVING STATS

Yr	Gms	No.	Yds	Avg	TD	Lg
2005	11	45	669	14.9	8	80
2006	13	39	547	14.0	1	74
2007	12	122	1,606	13.2	11	68
TOTAL	36	206	2,822	13.7	20	80

TYLER LOCKETT


All-Purpose • 2014




One of the top all-purpose players in school history who is K-State's first four-year All-American... Set 17 school records... Named the Big 12 Special Teams Player of the Year in both 2013 and 2014... Led the nation in punt-return average, while he ranked third in total receiving yards, all-purpose yards and punt-return touchdowns, and seventh in receptions... Led the Big 12 in receiving yards in addition to all-purpose yards, bettering the player in second by 26.6 yards per game in the latter category.

CAREER ALL-PURPOSE STATS

Yr	Gms	Rush	Rec	PR	KR	Total	Avg
2011	9	110	246	38	563	957	106.3
2012	13	55	687	44	688	1,474	113.4
2013	12	10	1,262	4	583	1,859	154.9
2014	13	17	1,515	402	362	2,296	176.6
TOTAL	47	192	3,710	488	219	6,586	140.1



ray HAHN
First All-American
in K-State history



michael SMITH
First All-American
under Bill Snyder



tyler LOCKETT
First four-year All-American
in school history

FIRST TEAM

- 1922 **Ray Hahn**, G (Grantland Rice)
- 1931 **Henry Cronkite**, E (UP, *New York Sun*, *N.Y. World Telegram*, *NEA, Illustrated Football Annual*, Frank O'Neill, *N.Y. Journal*, Charles Parker, *College Humor*, Dr. Lacy Lockett)
- 1934 **George Maddox**, T (All-America Board, Bill Corum, *Illustrated Football Annual*)
- 1953 **Veryl Switzer**, HB (Professional Football Coaches Association)
- 1970 **Clarence Scott**, CB (*Sporting News*, *Look Magazine*)
- 1976 **Gary Spani**, LB (*Football News*)
- 1977 **Gary Spani**, LB (UPI, *Kodak, Football News, Kickoff Magazine*)
- 1992 **Sean Snyder**, P (AP, *Kodak, Athlon*)
- 1993 **Jaime Mendez**, FS (AP, *Kodak, Football News, NFL Draft Report, Athlon*); **Thomas Randolph**, CB (*NFL Draft Report*)
- 1994 **Chad May**, QB (*NFL Draft Report*)
- 1995 **Chris Canty**, CB (AP, UPI, FWAA, *Football News, NFL Draft Report*); **Tim Colston**, DT (Walter Camp, AFCA, *NFL Draft Report*)
- 1996 **Chris Canty**, CB (Walter Camp, AP, FWAA, *Football News, AFCA, Sporting News, American Football Quarterly*)
- 1997 **Martin Gramatica**, PK (AP, *Sporting News, FWAA, Football News, American Football Quarterly*)
- 1998 **David Allen**, PR (AP, FWAA, *Sporting News*); **Michael Bishop**, QB (*Football News, Sporting News*); **Martin Gramatica**, PK (AFCA, Walter Camp); **Jeff Kelly**, LB (AP, FWAA)
- 1999 **David Allen**, PR (AFCA); **Mark Simoneau**, LB (AP, FWAA, *Sporting News, AFCA, Walter Camp, All-American Football Foundation*)
- 2000 **Mario Fatafahi**, DT (*Football News*); **Quincy Morgan**, WR (*Football News*); **Jamie Rheem**, PK (*Football News, AFCA*)
- 2002 **Terence Newman**, CB (AP, *Sporting News, FWAA, AFCA, College Football News, Walter Camp, CNN.com, CBSsportsline.com*); **Nick Leckey**, OL (CBSsportsline.com)
- 2003 **Darren Sproles**, RB (AP, *Sports Illustrated, College Football News, Rivals.com*); **Josh Buhl**, LB (*Sporting News*); **Nick Leckey**, OL (ESPN.com)
- 2007 **Jordy Nelson**, WR (AP, *Sports Illustrated, FWAA, AFCA, ESPN.com, Rivals.com, Walter Camp, CNN.com, CBSsportsline.com*)
- 2010 **Corey Adams**, LS (Phil Steele)
- 2011 **Tyler Lockett**, KR (Walter Camp)
- 2012 **Arthur Brown**, LB (FWAA)
- 2014 **Tyler Lockett**, All-Purpose (AFCA, *Sports Illustrated, ESPN.com, FOXsports.com, CBSsports.com, Scout.com*); **Tyler Lockett**, PR (FWAA, *Athlon, Phil Steele*)
- 2015 **Morgan Burns**, KR (*USA Today, CBS Sports, FOX Sports, Athlon*)

SECOND TEAM

- 1925 **H. Randels**, E (Al Demaree); **Zerlindon Pearson**, T (Charles Crowley, *N.Y. Times*)
- 1931 **Henry Cronkite**, E (AP, Grantland Rice, NANA-Walter Trumbull, *INS-Hearst*)
- 1933 **Ralph Graham**, FB (NEA)
- 1934 **George Maddox**, T (Dr. Lacy Lockett)
- 1951 **Veryl Switzer**, CB (AP)
- 1952 **Veryl Switzer**, HB (Newspaper Enterprise Association)
- 1970 **Michael Kuhn**, DE (*Sporting News*)
- 1977 **Gary Spani**, LB (Newspaper Enterprise Association)
- 1993 **Thomas Randolph**, CB (AP); **Andre Coleman**, KR (*NFL Draft Report*); **Jaime Mendez**, FS (UPI)
- 1994 **Barrett Brooks**, OT (*NFL Draft Report*)
- 1995 **Tim Colston**, DT (AP, UPI); **Percell Gaskins**, LB (*Football News, NFL Draft Report*)

- 1997 **Todd Weiner**, OT (*Sporting News*)
- 1998 **Jarrold Cooper**, SS (*Sporting News*); **Martin Gramatica**, PK (*Sporting News, AP*); **Jeff Kelly**, LB (*Sporting News*); **Mark Simoneau**, LB (AP)
- 1999 **David Allen**, PR (AP, *Sporting News*); **Lamar Chapman**, FS (*Sporting News*); **Mark Simoneau**, LB (*Football News*)
- 2000 **Mario Fatafahi**, DT (AP, *College Football News*); **Aaron Lockett**, All-Purpose (AP); **Jamie Rheem**, PK (AP)
- 2003 **Darren Sproles**, RB (*Sporting News*); **Josh Buhl**, LB (AP, *Sports Illustrated, College Football News*); **Nick Leckey**, OL (*Sports Illustrated*)
- 2010 **Daniel Thomas**, RB (Rivals)
- 2011 **Tyler Lockett**, KR (*Sports Illustrated*); **Nigel Malone**, DB (Walter Camp)
- 2012 **Collin Klein**, QB (Walter Camp, AP, *Sports Illustrated, CBSSports.com, Scout.com*); **Arthur Brown**, LB (AP, Walter Camp, *Sports Illustrated, CBSSports.com, Scout.com*); **Ty Zimmerman**, DB (CBSSports.com)
- 2013 **Tyler Lockett**, WR (FWAA); **Ryan Mueller**, DE (FWAA, CBSSports.com); **Ty Zimmerman**, DB (*USA Today*)
- 2014 **B.J. Finney**, OL (*USA Today*); **Tyler Lockett**, WR (*USA Today, Athlon, Walter Camp*); **Tyler Lockett**, KR (Walter Camp, CBSSports.com); **Tyler Lockett**, All-Purpose (AP)
- 2015 **Morgan Burns**, KR (*Sporting News*); **Morgan Burns**, All-Purpose (Associated Press)
- 2016 **Jordan Willis**, DE (*Sporting News, Pro Football Focus*)

THIRD TEAM

- 1927 **Ted Fleck**, E (Walter Eckersall)
- 1931 **Henry Cronkite**, E (Bill Cunningham, *Central Press*)
- 1932 **Ralph Graham**, FB (Lawrence Perry)
- 1933 **Ralph Graham**, FB (Dr. Lacy Lockett)
- 1936 **Maurice "Red" Elder**, B (Red Williamson); **Rolla Holland**, G (NEA)
- 1971 **Mo Latimore**, G (UPI)
- 1977 **Gary Spani**, LB (AP)
- 1990 **Michael Smith**, WR (*Football News*)
- 1991 **Michael Smith**, WR (AP); **Sean Snyder**, P (*Football News*)
- 1993 **Andre Coleman**, KR (AP); **Quentin Neujahr**, C (*NFL Draft Report*)
- 1994 **Tim Colston**, DT (AP); **Jim Hmielewski**, OT (*NFL Draft Report*)
- 1995 **Tim Colston**, DT (*NFL Draft Report*); **Percell Gaskins**, LB (AP); **Kevin Lockett**, WR (*NFL Draft Report*); **Chuck Marlowe**, FS (*NFL Draft Report*)
- 1996 **Kevin Lockett**, WR (AP)
- 1998 **Michael Bishop**, QB (AP); **Darnell McDonald**, WR (AP); **Ryan Young**, OT (*Sporting News*)
- 1999 **Lamar Chapman**, FS (*Football News*); **Darren Howard**, DE (AP); **Jamie Rheem**, PK (AP, *Sporting News, Football News*)
- 2000 **Randall Cummins**, C (*College Football News*); **Quincy Morgan**, WR (*Sporting News*); **Jamie Rheem**, PK (*Sporting News*)
- 2001 **Ben Leber**, LB (AP); **Andy Eby**, OL (*Football News*)
- 2007 **Deon Murphy**, PR (*College Football News*)
- 2009 **Brandon Banks**, KR (*Sporting News*)
- 2010 **William Powell**, KR (Rivals)
- 2011 **Arthur Brown**, LB (Phil Steele); **Nigel Malone**, DB (AP, Phil Steele)
- 2012 **Ty Zimmerman**, DB (AP)
- 2013 **Ty Zimmerman**, DB (AP)
- 2014 **B.J. Finney**, OL (*Athlon*)
- 2016 **Jordan Willis**, DE (Associated Press, Phil Steele)

HONORABLE MENTION


- 1970 **Clarence Scott**, CB (AP, UPI)
- 1987 **Matt Wallerstedt**, LB (AP)
- 1989 **Michael Smith**, WR (AP, UPI)
- 1992 **Sean Snyder**, P (UPI)
- 1993 **Chad May**, QB (UPI); **Thomas Randolph**, CB (UPI); **Kenny McEntyre**, CB (*NFL Draft Report*)
- 1994 **Chad May**, QB (UPI, *Football News*); **Tim Colston**, DT (UPI, *Football News*); **J.J. Smith**, RB (UPI, *NFL Draft Report*)
- 1995 **Joe Gordon**, CB (*NFL Draft Report*); **Kevin Lockett**, WR (UPI, *Football News*); **Matt Miller**, QB (*NFL Draft Report*)
- 2001 **Aaron Lockett**, KR (CNN.com)
- 2002 **Darren Sproles**, RB (*College Football News*); **Terence Newman**, PR (*College Football News*)
- 2003 **Eli Roberson**, QB (*College Football News*); **James Terry**, WR (*College Football News*)
- 2006 **Ian Campbell**, DE (CNN.com)
- 2007 **Deon Murphy**, PR (*Sports Illustrated*)
- 2008 **Josh Freeman**, QB (*Pro Football Weekly*)
- 2010 **William Powell**, KR (Phil Steele, *Sports Illustrated*); **Daniel Thomas**, RB (*Sports Illustrated*)
- 2011 **Arthur Brown**, LB (*Sports Illustrated*); **Collin Klein**, QB (*Sports Illustrated*); **Nigel Malone**, DB (*Sports Illustrated*)
- 2012 **Anthony Cantele**, PK (*Sports Illustrated*); **Tyler Lockett**, KR (*Sports Illustrated*); **Nigel Malone**, DB (*Sports Illustrated*); **Travis Tannahill**, TE (*Sports Illustrated*); **Ty Zimmerman**, DB (*Sports Illustrated*)
- 2013 **Tyler Lockett**, All-Purpose (*Sports Illustrated*); **Ryan Mueller**, DE (*Sports Illustrated*); **Ty Zimmerman**, DB (*Sports Illustrated*)
- 2014 **B.J. Finney**, OL (*Sports Illustrated*); **Matthew McCrane**, PK (*Sports Illustrated*)
- 2015 **Morgan Burns**, KR (*Sports Illustrated*)
- 2016 **Jordan Willis**, DE (FOX Sports)

PLAYBOY MAGAZINE All-AMERICANS

- 1970 **Mike Kolich**, DB
- 1996 **Chris Canty**, DB
- 1998 **Martin Gramatica**, PK
- 2000 **David Allen**, PR
- 2001 **Aaron Lockett**, PR
- 2002 **Nick Leckey**, OL
- 2004 **Darren Sproles**, RB

FRESHMAN ALL-AMERICANS [Since 2001]

- 2008 **Brandon Harold**, DE
- 2010 **Tre Walker**, LB
- 2010 **Ty Zimmerman**, DB
- 2011 **B.J. Finney**, OL
- 2011 **Tyler Lockett**, KR
- 2014 **Matthew McCrane**, PK
- 2015 **Dalton Risner**, OL
- 2016 **Reggie Walker**, DE



michael BISHOP
 Pictured third from left, Bishop won the 1998 Davey O'Brien Award and was runner up for the Heisman Trophy

Heisman Trophy

Nation's Most Outstanding Player

- 1970 Lynn Dickey, QB (10th)
- 1994 Chad May, QB (11th)
- 1998 Michael Bishop, QB (2nd)
- 2003 Darren Sproles, RB (5th)
- 2012 Collin Klein, QB (3rd)

Maxwell Award

College Player of the Year

- 1998 Michael Bishop, QB (1 of 3 finalists)
- 2004 Darren Sproles, RB (preseason candidate)
- 2012 Collin Klein, QB (1 of 3 finalists)
- 2013 John Hubert, RB (preseason candidate)
- 2014 Jake Waters, QB (1 of 20 semifinalists); Tyler Lockett, WR (preseason candidate)

Associated Press Player of Year

- 2003 Darren Sproles, RB (3rd)

Walter Camp Award

Nation's Most Outstanding Player

- 2012 Collin Klein, QB (1 of 5 finalists); Arthur Brown, LB (preseason candidate); Nigel Malone, DB (preseason candidate)
- 2013 John Hubert, RB (preseason candidate)
- 2014 Tyler Lockett, WR (preseason candidate)
- 2015 Dante Barnett, DB (preseason candidate)

Davey O'Brien Award

Nation's Best Quarterback

- 1994 Chad May (1 of 10 finalists)
- 1995 Matt Miller (1 of 10 finalists)
- 1998 **Michael Bishop (Winner)**
- 2012 Collin Klein (1 of 3 finalists)
- 2014 Jake Waters (1 of 16 semifinalists)

Johnny Unitas Golden Arm Award

Presented Annually to the Top Senior Quarterback

- 1994 Chad May (1 of 6 finalists)
- 1998 Michael Bishop (1 of 4 finalists)
- 2012 **Collin Klein (Winner)**
- 2014 Jake Waters (preseason candidate)

Manning Award

Nation's Best Quarterback Following the Postseason

- 2012 Collin Klein (1 of 10 finalists)
- 2014 Jake Waters (preseason candidate)

Doak Walker Award

Nation's Premier Running Back

- 1992 Eric Gallon (preseason candidate)
- 1993 J.J. Smith (preseason candidate)
- 1994 J.J. Smith (preseason candidate)
- 1997 Mike Lawrence (preseason candidate)
- 1998 Eric Hickson (preseason candidate)
- 2000 David Allen (preseason candidate)
- 2001 Josh Scobey (preseason candidate)
- 2003 Darren Sproles (1 of 3 finalists)
- 2004 Darren Sproles (preseason candidate)

- 2009 Daniel Thomas (midseason candidate)
- 2010 Daniel Thomas (1 of 10 semifinalists)
- 2012 John Hubert (preseason candidate)
- 2013 John Hubert (preseason candidate)
- 2016 Charles Jones (preseason candidate)

Biletnikoff Award

Nation's Outstanding College Receiver

- 1994 Kevin Lockett (candidate)
- 1995 Kevin Lockett (candidate)
- 1996 Kevin Lockett (1 of 10 semifinalists)
- 1998 Darnell McDonald (candidate)
- 1999 Aaron Lockett (candidate)
- 2000 Quincy Morgan (1 of 10 semifinalists); Aaron Lockett (candidate)
- 2001 Aaron Lockett (preseason candidate)
- 2006 Jordy Nelson (preseason candidate)
- 2007 Jordy Nelson (1 of 3 finalists)
- 2013 Tyler Lockett (candidate)
- 2014 Tyler Lockett (1 of 10 semifinalists)

John Mackey Award

Nation's Most Outstanding Tight End

- 2004 Brian Casey (preseason candidate)
- 2009 Jeron Mastrud (midseason candidate)

Rotary Lombardi Award

College Lineman of the Year

- 1995 Tim Colston, DT (semifinalist)
- 2002 Nick Leckey, G (preseason candidate)
- 2003 Nick Leckey, C (preseason candidate)
- 2004 Jermaine Berry, DT (preseason candidate)
- 2006 Greg Wafford, OL (preseason candidate)
- 2007 Ian Campbell, DE (preseason candidate)
- 2008 Ian Campbell, DE (preseason candidate)
- 2012 Arthur Brown, LB (preseason candidate)
- 2013 B.J. Finney, C (preseason candidate)
- 2014 B.J. Finney, C (preseason candidate); Ryan Mueller (preseason candidate); Cody Whitehair, OT (preseason candidate)
- 2015 Cody Whitehair, OT (candidate)

Outland Trophy

Nation's Most Outstanding Interior Lineman

- 2000 Randall Cummins, C (candidate)
- 2002 Tank Reese, DT (candidate)
- 2003 Nick Leckey, C (candidate)
- 2005 Jerome Clary, OT (candidate)
- 2013 B.J. Finney, C (candidate); Cornelius Lucas, OT (candidate)
- 2014 B.J. Finney, C (candidate); Cody Whitehair, OT (candidate)
- 2015 Cody Whitehair, OT (candidate)
- 2016 Will Geary, DT (candidate)

Rimington Trophy

Nation's Premier Center

- 2003 Nick Leckey (1 of 6 finalists)
- 2008 Jordan Bedore (candidate)
- 2010 Wade Weibert (candidate)
- 2012 B.J. Finney (candidate)
- 2013 B.J. Finney (candidate)
- 2014 B.J. Finney (1 of 6 finalists)
- 2016 Dalton Risner (candidate)

Burlsworth Trophy

Nation's Best Walk-On

- 2012 B.J. Finney (1 of 10 semifinalists)
- 2013 Ryan Mueller (1 of 10 semifinalists)
- 2016 Nick Walsh (preseason candidate)

Bronko Nagurski Award

Nation's Outstanding Defensive Player by the FWA

- 1995 Chris Canty, CB (1 of 5 finalists)
- 1996 Chris Canty, CB (1 of 5 finalists)
- 1998 Jeff Kelly, LB (1 of 5 finalist, runner-up)
- 2002 Terence Newman, CB (1 of 5 finalists)
- 2006 Brandon Archer, LB (preseason candidate)
- 2007 Ian Campbell, DE (preseason candidate)
- 2008 Ian Campbell, DE (preseason candidate)
- 2011 Arthur Brown, LB (preseason candidate)
- 2012 Arthur Brown, LB (preseason candidate); Allen Chapman, DB (preseason candidate); Nigel Malone, DB (preseason candidate)
- 2013 Ty Zimmerman, DB (preseason candidate)
- 2014 Ryan Mueller, DE (preseason candidate)
- 2015 Dante Barnett, DB (preseason candidate)
- 2016 Dante Barnett, DB (preseason candidate); Duke Shelley, DB (preseason candidate)

Football News Defensive Player of the Year

- 1995 Percell Gaskins, LB (1 of 7 finalists)
- 1996 Chris Canty, CB (semifinalist)
- 1999 Mark Simoneau, LB (semifinalist)
- 2000 Mario Fatafehi, DT (1 of 15 semifinalists)

Ted Hendricks Award

Nation's Most Outstanding Defensive End

- 2006 Ian Campbell (semifinalist)
- 2007 Ian Campbell (preseason candidate)
- 2008 Ian Campbell (preseason and midseason candidate)
- 2012 Meshak Williams (candidate)
- 2013 Ryan Mueller (midseason candidate)
- 2014 Ryan Mueller (preseason candidate)
- 2016 Jordan Willis (preseason and midseason candidate)

Bednarik Award

College Defensive Player of the Year

- 1996 Chris Canty (1 of 3 finalists)
- 2012 Arthur Brown, LB (1 of 16 semifinalists); Nigel Malone, DB (preseason candidate)
- 2013 Ty Zimmerman, DB (preseason candidate)
- 2014 Ryan Mueller, DE (preseason candidate)
- 2015 Dante Barnett, DB (preseason candidate)
- 2016 Dante Barnett, DB (preseason candidate); Elijah Lee (preseason candidate)

Lott IMPACT Trophy

Defensive Player of the Year who best exemplifies Integrity, Maturity,

Performance, Academic, Community & Tenacity

- 2012 Arthur Brown (1 of 4 finalists)
- 2013 Ty Zimmerman (preseason candidate)
- 2014 Ryan Mueller (quarterfinalist)
- 2015 Dante Barnett (preseason candidate)
- 2016 Dante Barnett (preseason candidate)

Butkus Award

Nation's Best Linebacker

- 1992 Brooks Barta (preseason candidate)
- 1994 Percell Gaskins (preseason candidate)
- 1995 Percell Gaskins (1 of 10 semifinalists)
- 1996 Travis Ochs (preseason candidate)
- 1997 Travis Ochs (preseason candidate); Mark Simoneau (preseason candidate)
- 1998 Travis Ochs (preseason candidate); Mark Simoneau (preseason candidate); Jeff Kelly (semifinalist)
- 1999 Mark Simoneau (runner-up)
- 2000 Ben Leber (preseason candidate)
- 2001 Ben Leber (preseason candidate); Terry Pierce (preseason candidate)
- 2002 Terry Pierce (preseason candidate)
- 2003 Josh Buhl (semifinalist)
- 2004 Ted Sims (preseason candidate)
- 2005 Brandon Archer (preseason candidate)
- 2006 Brandon Archer (preseason candidate)
- 2011 Arthur Brown (preseason candidate)
- 2012 Arthur Brown (preseason candidate)
- 2016 Elijah Lee (preseason candidate); Charmeachelle Moore (preseason candidate)

Jim Thorpe Award

Nation's Best Defensive Back

- 1992 Jaime Mendez, FS (preseason candidate)
- 1993 Jaime Mendez, FS (1 of 8 semifinalists)
- 1995 Chris Canty, CB (1 of 3 finalists)
- 1996 Chris Canty, CB (1 of 3 finalists)
- 2000 Jarrod Cooper, SS (preseason candidate)
- 2001 Terence Newman, CB (1 of 10 semifinalists)
- 2002 Terence Newman, CB (Winner)**
- 2011 Nigel Malone, DB (1 of 10 semifinalists)
- 2012 Nigel Malone, DB (1 of 15 semifinalists)
- 2013 Ty Zimmerman, DB (1 of 15 semifinalists)
- 2015 Dante Barnett, DB (preseason candidate)

Jack Tatum Award

Nation's Most Outstanding Defensive Back by the Touchdown Club of Columbus

- 1996 Chris Canty, CB (Winner)

Lou Groza Award

Nation's Top Place-Kicker

- 1997 Martin Gramatica, PK (Winner)
- 1998 Martin Gramatica, PK (runner-up)
- 1999 Jamie Rheem, PK (runner-up)
- 2000 Jamie Rheem, PK (runner-up)
- 2004 Joe Rheem, PK (semifinalist)
- 2007 Brooks Rossman, PK (candidate)
- 2012 Anthony Cantele, PK (1 of 20 semifinalists)
- 2014 Jack Cantele, PK (preseason candidate)
- 2015 Matthew McCrane, PK (preseason candidate)

Ray Guy Award

College Punter of the Year

- 2006 Tim Reyer (preseason candidate)
- 2007 Tim Reyer (1 of 10 semifinalist)
- 2011 Ryan Doerr (preseason candidate)
- 2013 Mark Krause (candidate)
- 2015 Nick Walsh (preseason candidate)
- 2016 Nick Walsh (preseason candidate)

Mosi Tatupu Award

Nation's Most Outstanding Special Teams Player

- 1997 Martin Gramatica, PK (1 of 12 finalists)
- 1998 Martin Gramatica, PK (1 of 12 finalists)
- 1999 David Allen, PR (1 of 6 finalists)
- 2001 Aaron Lockett, KR (1 of 10 finalists)

Earl Campbell Tyler Rose Award

Texas Offensive Player

- 2013 John Hubert (preseason candidate)

COACHING AWARDS

National Coach of the Year

- 1991 Bill Snyder (ESPN)
- 1994 Bill Snyder (CNN)
- 1998 Bill Snyder (Bear Bryant Award, Walter Camp Foundation, Bobby Dodd Foundation, Associated Press, Schutt Sports Group)
- 2011 Bill Snyder (Woody Hayes, *Sporting News*, Rivals, CBSSports)
- 2012 Bill Snyder (Bobby Dodd Foundation)

National Coach of the Year Finalist

- 1993 Bill Snyder (Kodak, FWAA, Bear Bryant)
- 1995 Bill Snyder (*Football News*, FWAA, Bear Bryant)
- 1998 Bill Snyder (FWAA, *Football News*)
- 2011 Bill Snyder (Liberty Mutual, Bryant, Eddie Robinson)
- 2012 Bill Snyder (Eddie Robinson, Maxwell, Bryant, Liberty Mutual, Bobby Bowden Award)

National Coach of the Year Semifinalist

- 1993 Bill Snyder (*Football News*)
- 1999 Bill Snyder (*Football News*)
- 2014 Bill Snyder (Maxwell Football Club)

Playboy Magazine Coach of the Year

- 1970 Vince Gibson
- 1998 Bill Snyder

District Coach of the Year

- 1993 Bill Snyder (Kodak, AFCA)
- 1998 Bill Snyder (AFCA)
- 1999 Bill Snyder (AFCA)

ALL-CONFERENCE

MISSOURI VALLEY CONFERENCE

- 1912 Jacob Holmes, T
- 1913 Fred Loomis, T; Art Burkholder, G
- 1915 Lee Randels, E
- 1916 Lee Randels, E; Eddie Wells, B
- 1917 Carl Roda, G
- 1918 Joe Bogue, E; Johnnie Clarke, B; Ike Gatz, G; Cliff Gallagher, B; Dewey Huston, G; Ding Burton, B
- 1919 Dewey Huston, G; Carl Roda, G
- 1920 Dewey Huston, G
- 1922 Ray Hahn, G; Ralph Nichols, T
- 1923 Art Stark, B
- 1924 Lyle Munn, E
- 1925 H.L. McGee, G
- 1926 Jerry Krysl, T
- 1927 Ted Fleck, E; George Lyon, C

BIG SIX CONFERENCE

- 1929 Orin Tackwell, T; K.C. Bauman, G
- 1930 Henry Cronkite, E; Alex Negro, B
- 1931 Henry Cronkite, E; Elden Auker, B; Ralph Graham, B
- 1932 Dougal Russell, B; Ralph Graham, B
- 1933 Dougal Russell, B; Ralph Graham, B; Homer Hanson, G
- 1934 Ralph Churchill, E; George Maddox, T; Leo Ayres, B; Oren Stoner, B; Maurice Elder, B; Gene Sundgren, G
- 1935 Paul Flentrophe, T; Rolla Holland, G; Leo Ayres, B
- 1936 Rolla Holland, G; Maurice Elder, B
- 1937 Anthony Krueger, T; Howard Cleveland, B; Elmer Hackney, B
- 1938 Shirley Davis, T; Elmer Hackney, B
- 1939 Don Crumbaker, E; Bernard Weiner, T; Bill Beezley, G
- 1940 Bernard Weiner, T
- 1941 Frank Barnhart, E; Lyle Wilkins, B
- 1945 Russell Hardin, G

BIG SEVEN CONFERENCE

- 1950 Harold Robinson, C
- 1951 Tom O'Boyle, G; Veryl Switzer, B
- 1952 Veryl Switzer, B
- 1953 Veryl Switzer, B; Ed Pence, E; Tom O'Boyle, G
- 1954 Ron Nery, T; Ron Marcinak, G; Corky Taylor, B
- 1955 Ron Nery, T; Doug Roether, B
- 1956 Ellis Rainsberger, G
- 1957 Don Zadnik, E; Jack Keelan, T; Ellis Rainsberger, C

BIG EIGHT CONFERENCE

- 1958 Dave Noblitt, G
- 1959 John Stolte, T
- 1964 Bill Matan, DE; Bob Mitts, MG
- 1965 Bill Matan, DE
- 1966 Danny Lankas, LB
- 1967 Danny Lankas, LB; Dave Jones, E
- 1968 Dave Jones, E
- 1969 Lynn Dickey, QB; Mack Herron, HB; Manuel Barrera, DE; John Stucky, MG
- 1970 Lynn Dickey, QB; Mike Kuhn, DE; Ron Yankowski, DT; Oscar Gibson, LB; Clarence Scott, DHB
- 1971 Mo Latimore, OG
- 1973 Bill Brittain, OG; Isaac Jackson, HB
- 1975 Gary Spani, LB
- 1976 Gary Spani, LB
- 1977 Gary Spani, LB
- 1978 Charlie Green, SE
- 1979 James Walker, DE
- 1980 James Walker, DE
- 1981 Reggie Singletary, DT
- 1982 Mike Wallace, SE; Greg Best, CB; Reggie Singletary, DT
- 1983 Reggie Singletary, DT
- 1984 Barton Hundley, DB
- 1985 Barton Hundley, DB
- 1989 Michael Smith, WR
- 1991 Michael Smith, WR; Brooks Barta, LB; Jaime Mendez, FS
- Defensive Newcomer of the Year:** Sean Snyder
- 1992 Sean Snyder, P; Jaime Mendez, FS
- 1993 Jaime Mendez, FS; Thomas Randolph, CB; Quentin Neujahr, C; Andre Coleman, WR; Chad May, QB
- 1994 Tim Colston, DT; Tyson Schwiager, WR; Chad May, QB; Joe Gordon, CB; Chuck Marlowe, FS; Nyle Wiren, DE; Barrett Brooks, OT
- Defensive Freshman of the Year:** Chris Canty
- 1995 Chris Canty, CB; Tim Colston, DT; Percell Gaskins, LB; Joe Gordon, CB; Kevin Lockett, WR; Chuck Marlowe, SS
- Defensive Freshman of the Year:** Travis Ochs
- Defensive Player of the Year:** Tim Colston

BIG 12 CONFERENCE

Coaches and/or AP teams; Both entities if not specified

1996

- 1st Team:** Chris Canty, CB; Nyle Wiren, DE; Mario Smith, FS (Coaches); Kevin Lockett, WR.
- 2nd Team:** Jason Johnson, C; Mario Smith, FS (AP); Brian Kavanagh, QB (AP).
- 3rd Team:** Todd Weiner, OT; Ryan Young, OT; Travis Ochs, LB (AP).
- Defensive Freshman of the Year:** Mark Simoneau

1997

- 1st Team:** Todd Weiner, OT; Martin Gramatica, PK; Jeff Kelly, LB; Mark Simoneau, LB (AP); Kendyl Jacox, C (Coaches).
- 2nd Team:** Michael Bishop, QB (Coaches); Kendyl Jacox, C (AP); Darren Howard, DE; Jerome Evans, DT (Coaches); Mark Simoneau, LB (Coaches); Lamar Chapman, FS (Coaches); David Allen, PR (Coaches); Travis Ochs, LB (AP).
- 3rd Team:** Ryan Young, OT (Coaches); Gavin Peries, WR (Coaches); James Garcia, P (Coaches).
- Offensive Newcomer of the Year:** Michael Bishop
- Defensive Newcomer of the Year:** Jeff Kelly

1998

- 1st Team:** Michael Bishop, QB; Ryan Young, OT; Darnell McDonald, WR; Martin Gramatica, PK; David Allen, PR; Jeff Kelly, LB; Darren Howard, DE; Jarrod Cooper, SS; Lamar Chapman, FS (Coaches); Mark Simoneau, LB (AP).
- 2nd Team:** Damion McIntosh, DT (Coaches); Mark Simoneau, LB (Coaches); Lamar Chapman, FS (AP); Travis Ochs, LB (AP).
- Defensive Player of the Year:** Jeff Kelly

1999

- 1st Team:** Quincy Morgan, WR; Randall Cummins, C (Coaches); Jamie Rheem, PK; David Allen, PR; Darren Howard, DE; Mark Simoneau, LB; Lamar Chapman, FS.
- 2nd Team (Coaches):** Aaron Lockett, WR; Mario Fatafehi, DT; Jarrod Cooper, SS.
- Defensive Player of the Year:** Mark Simoneau
- Defensive Newcomer of the Year:** Mario Fatafehi



2000

1st Team: Quincy Morgan, WR; Aaron Lockett, PR; Jamie Rheem, PK; Mario Fatafeh, DL; Randall Cummins, OL (Coaches); Jerametrious Butler, DB (Coaches); Monty Beisel, DL (AP).

2nd Team: Ben Leber, LB; Milford Stephenson, OL (Coaches); Dychod Carter, CB; Monty Beisel, DE (Coaches); Chris Johnson, DL (AP); Randall Cummins, C (AP); Jerametrious Butler (AP).

3rd Team (Coaches): Jonathan Beasley, QB; Josh Scobey, RB; Chris Johnson, DE.

Defensive Newcomer of the Year: Derrick Yates

Defensive Freshman of the Year: Terry Pierce

2001

1st Team: Ben Leber, LB.

2nd Team: Josh Scobey, RB; Tank Reese, DL (Coaches); Terence Newman, DB (Coaches); Aaron Lockett, KR (Coaches).

3rd Team (Coaches only): Nick Leckey, OL; Henry Bryant, DE; Jon McGraw, DB.

Defensive Newcomer of the Year: Tank Reese

2002

1st Team: Nick Leckey, C; Terence Newman, CB (both)/KR (Coaches); Tank Reese, DT; Terry Pierce, LB.

2nd Team: Darren Sproles, RB; Thomas Barnett, OL; Henry Bryant, DE (Coaches); Andrew Shull, DE (AP); Josh Buhl, LB (AP).

3rd Team (Coaches only): Taco Wallace, WR; Eli Roberson, QB; Andrew Shull, DE; Josh Buhl, LB; Travis Brown, P.

Defensive Player of the Year: Terence Newman

2003

1st Team: Josh Buhl, LB; Nick Leckey, OL; Darren Sproles, RB.

2nd Team: Bryan Hickman, LB (AP); Ryan Lijja, OL; Justin Montgomery, DL (Coaches); Andrew Shull, DE; James Terry, WR; Rashad Washington, DB.

3rd Team (Coaches only): Randy Jordan, DB; Joe Rheem, PK; Eli Roberson, QB.

2004

1st Team: Darren Sproles, AP (AP).

2nd Team: Darren Sproles, RB; Brian Casey, TE (Coaches); Jeromey Clary, OL

Honorable Mention: Brandon Archer, LB (AP); Jermaine Berry, DL; Brian Casey, TE (AP); Jeromey Clary, OL (AP); Jon Doty, OL (AP); Kevin Huntley, DL (Coaches); Mike Johnson (AP); Derek Marso, DL (Coaches); Tim Reyer, P (Coaches); Joe Rheem, PK.

2005

2nd Team: Jeromey Clary, OL.

Honorable Mention: Brandon Archer, LB; Victor Mann, FB (Coaches); Jordy Nelson, WR; Marcus Watts, DB.

2006

1st Team: Brandon Archer, LB (AP); Ian Campbell, DE; Yamon Figs, KR/PR (Coaches).

2nd Team: Brandon Archer, LB (Coaches); Marcus Watts, DB (Coaches)

Honorable Mention: Yamon Figs, WR (AP); Zach Diles; Quintin Echols, DT (AP); Rob Jackson (Coaches); Jermaine Moreira, WR (Coaches); Rashaad Norwood, TE (AP); Leon Patton, RB; Jeff Snodgrass, PK (Coaches); Greg Wafford, OL; Kyle Williams, DB (Coaches).

2007

1st Team: Jordy Nelson, WR, Tim Reyer, P; Ian Campbell, DE (Coaches).

2nd Team: Justin McKinney, DB (Coaches); James Johnson, RB, Brooks Rossman, K, Ian Campbell, DE (AP).

Honorable Mention: Justin McKinney, DB (AP); Alesana Alesana, OL, Chris Carney, DB, Josh Freeman, QB, Rob Jackson, DE, Deon Murphy, WR/PR, Jordy Nelson, PR, Mike Pooschke, FB, Logan Robinson, OL, Brooks Rossman, K, Reggie Walker, LB.

Offensive Newcomer of the Year: Deon Murphy

Defensive Newcomer of the Year: Gary Chandler

2008

2nd Team: Ian Campbell, DE (Coaches).

Honorable Mention: Brandon Banks, WR/PR/KR; Jordan Bedore, OL; Eric Childs, DL; Brandon Harold, DL; Joshua Moore, DB; Brooks Rossman, K; Nick Stringer, OL (Coaches).

Offensive Newcomer of the Year: Brandon Banks

2009

1st Team: Daniel Thomas, RB, Brandon Banks, WR (AP)/PR/KR (Both); Nick Stringer, OL (Coaches).

2nd Team: Brandon Banks, WR (Coaches); Nick Stringer, OL (AP).

Honorable Mention: Tysyn Hartman, DB; Jeron Mastrud, TE (AP); Jeffrey Fitzgerald, DE (Coaches); Joshua Moore, DB (Coaches).

Offensive Newcomer of the Year: Daniel Thomas

2010

1st Team: William Powell, KR (Coaches), Daniel Thomas, RB (AP).

2nd Team: Daniel Thomas, RB (Coaches); Zach Kendall, OL, Wade Weibert, OL (AP), Ty Zimmerman, DB (Coaches).

Honorable Mention: Josh Cherry, K (Coaches), David Garrett, DB (AP), Stephen Harrison, DB; William Powell, KR (AP), Aubrey Quarles, WR (Coaches), Terrance Sweeney, DB (Coaches), Ty Zimmerman, DB (AP).

2011

1st Team: Clyde Aufner, OL (Coaches); Arthur Brown, LB; Ray Kibble, DL (Coaches); Collin Klein, All-Purpose (AP); Nigel Malone, DB (Coaches).

2nd Team: Clyde Aufner, OL (AP); Zach Hanson, OL (Coaches); Tysyn Hartman, DB (Coaches); Tyler Lockett, KR/PR; Nigel Malone, DB (AP).

Honorable Mention: Clyde Aufner (Offensive Lineman of the Year); Anthony Cantele, PK (Coaches); B.J. Finney, OL (AP); David Garrett, DB

(Both); Zach Hanson, OL (AP); Ray Kibble (Defensive Lineman of the Year); Collin Klein, QB (Offensive Player of the Year); Emmanuel Lamur, LB (AP); Tyler Lockett (Special Teams Player of the Year); Meshak Williams, DE

(AP); Ty Zimmerman, DB (Coaches).

Defensive Newcomer of the Year: Arthur Brown, LB

Offensive Freshman of the Year: Tyler Lockett, WR

2012

1st Team: Collin Klein, QB; John Hubert, RB (Coaches); Travis Tannahill, TE; Cornelius Lucas, OL (Coaches); Meshak Williams, DE; Arthur Brown, LB; Ty Zimmerman, DB; B.J. Finney, OL (AP).

2nd Team: Anthony Cantele, PK; Adam Davis, DE; Chris Harper, WR (Coaches); Tyler Lockett, All-Purpose (AP); Cornelius Lucas, OL (AP); Vai Lutui, DL (Coaches); Nigel Malone, DB (AP).

Honorable Mention: Jarell Childs, LB; Ryan Doerr, P; B.J. Finney, Offensive Lineman of the Year (Coaches); Chris Harper, WR (AP); John Hubert, RB (AP); Tyler Lockett, WR; Tyler Lockett, Special Teams Player of the Year; Jared Loomis, Scholar-Athlete of the Year; Tavon Rooks, OL (AP); Tramaine Thompson, PR (Coaches); Cody Whitehair, OL (Coaches); Braden Wilson, FB (AP).

Offensive Player of the Year: Collin Klein

Defensive Player of the Year: Arthur Brown

Defensive Lineman of the Year: Meshak Williams

2013

1st Team: B.J. Finney, OL (Coaches); Tyler Lockett, WR; Tyler Lockett, KR/PR (Coaches); Tyler Lockett, All-Purpose (AP); Ryan Mueller, DE; Ty Zimmerman, DB

2nd Team: B.J. Finney, OL (AP); Cornelius Lucas, OL (AP); Blake Slaughter, LB (AP); Cody Whitehair, OL (Coaches)

Honorable Mention (Coaches Only): Travis Britz, DL; Glenn Gronkowski, FB; John Hubert, RB; Tyler Lockett, Offensive Player of the Year; Cornelius Lucas, OL; Daniel Sams, QB; Blake Slaughter, LB; Tramaine Thompson, KR/PR; Ty Zimmerman, Defensive Player of the Year

Special Teams Player of the Year: Tyler Lockett

Defensive Lineman of the Year: Ryan Mueller

2014

1st Team: Randall Evans, DB (Coaches); B.J. Finney, OL; Glenn Gronkowski, FB (Coaches); Tyler Lockett, WR; Tyler Lockett, KR (Coaches); Ryan Mueller, DE (Coaches).

2nd Team: Dante Barnett, DB (Coaches); Tyler Lockett, All-Purpose (AP); Danzel McDaniel, DB (Coaches); Ryan Mueller, DE (AP); Curry Sexton, WR; Jonathan Truman, LB; Jake Waters, QB (Coaches); Cody Whitehair, OL.

Honorable Mention (Coaches Only): Travis Britz, DL; Elijah Lee, Defensive Freshman of the Year; Matthew McCrane, PK; Boston Stiverson, OL.

Special Teams Player of the Year: Tyler Lockett

Co-Offensive Lineman of the Year: B.J. Finney

Scholar-Athlete of the Year: Tyler Lockett

2015

1st Team: Morgan Burns, KR (Coaches); Jack Cantele, PK (Coaches); Winston Dimel, FB (Coaches); Will Geary, DL (AP); Cody Whitehair, OL (Coaches).

2nd Team: Travis Britz, DL (Coaches); Glenn Gronkowski, FB (AP); Elijah Lee, LB (Coaches); Cody Whitehair, OL (AP).

Honorable Mention (Coaches Only): Morgan Burns, DB; Jack Cantele, Special Teams Player of the Year; Will Geary, DL; Matthew McCrane, PK; Boston Stiverson, OL; Nick Walsh, P; Cody Whitehair, Offensive Lineman of the Year.

Special Teams Player of the Year: Morgan Burns

2016

1st Team: Winston Dimel, FB (Coaches); Will Geary, DT (AP); Terrale Johnson, OL (AP); Elijah Lee, LB; Byron Pringle, KR (Coaches); D.J. Reed, DB (Coaches); Dalton Risner, OL (Coaches); Jordan Willis, DE.

2nd Team: D.J. Reed, DB (AP); Dalton Risner, OL (AP).

Honorable Mention (Coaches Only): Dante Barnett, DB; Will Geary, DT; Dominique Heath, KR/PR; Charmeachealle Moore, LB; Reid Najvar, OL; Byron Pringle, WR; Dayton Valentine, TE.

Defensive Player of the Year: Jordan Willis

Defensive Newcomer of the Year: D.J. Reed

Defensive Freshman of the Year: Reggie Walker

Defensive Lineman Player of the Year: Jordan Willis

CONFERENCE COACH OF THE YEAR**Big Eight/12 Coach of the Year**

1970	Vince Gibson
1982	Jim Dickey
1990	Bill Snyder
1991	Bill Snyder
1993	Bill Snyder
1998	Bill Snyder
2002	Bill Snyder (Coaches)
2011	Bill Snyder
2012	Bill Snyder



ty
ZIMMERMAN
First four-year all-conference
player in school history



11/12/2012	Meshak Williams (TCU)
9/16/2013	Kip Daily (Massachusetts)
11/4/2013	Ryan Mueller (Iowa State)
11/11/2013	Ryan Mueller (Texas Tech)
9/22/2014	Dakorey Johnson (Auburn)
10/27/2014	Dante Barnett (Texas)
12/7/2015	Charmeachealle Moore (West Virginia)
10/3/2016	Elijah Lee (West Virginia)
10/24/2016	Jordan Willis (Texas)

Big 12 - Special Teams

9/15/97	Lamar Chapman (Ohio)
10/20/97	David Allen (Texas A&M)
11/17/97	Martin Gramatica (Colorado)
9/14/98	Martin Gramatica (Northern Illinois)
9/21/98	David Allen (Texas)
10/12/98	Martin Gramatica (Colorado)
9/27/99	David Allen (Iowa State)
10/4/99	David Allen (Texas)
10/18/99	Jamie Rheem (Utah State)
9/2/2000	Aaron Lockett (Louisiana Tech)
9/16/2000	Aaron Lockett (Ball State)
11/18/2000	Aaron Lockett (Missouri)
9/22/2001	Aaron Lockett (New Mexico State)
9/7/2002	Terence Newman (Louisiana-Monroe)
11/23/2002	Terence Newman (Missouri)
10/25/2003	Darren Sproles (Kansas)
10/7/2006	Leon Patton (Oklahoma State)
10/28/2006	Brandon Archer (Iowa State)
11/11/2006	Yamon Figurs (Texas)
10/15/2007	Brooks Rossman (Colorado)
10/20/2008	Brooks Rossman (Colorado)
11/17/2008	Brandon Banks (Nebraska)
9/28/2009	Brandon Banks (Tennessee Tech)
10/5/2009	Emmanuel Lamur (Iowa State)
11/2/2009	Brandon Banks (Oklahoma)
11/16/2009	Josh Cherry (Missouri)
9/7/2010	Anthony Cantele (UCLA)
9/20/2010	William Powell (Iowa State)
10/3/2011	Anthony Cantele (Baylor)
10/17/2011	Raphael Guidry (Texas Tech)
10/24/2011	Tyler Lockett (Kansas)
11/7/2011	Tyler Lockett (Oklahoma State)
11/14/2011	Anthony Cantele (Texas A&M)
12/5/2011	Anthony Cantele (Iowa State)
9/15/2012	Tyler Lockett (North Texas)
9/29/2012	Ryan Doerr (Oklahoma)
11/3/2012	Tyler Lockett (Oklahoma State)
9/9/2013	Tramaine Thompson (Louisiana)
11/18/2013	Jack Cantele (TCU)
11/25/2013	Tyler Lockett (Oklahoma)
9/29/2014	Tyler Lockett (UTEP)
11/24/2014	Tyler Lockett (West Virginia)
12/1/2014	Matthew McCrane (Kansas)
9/21/2015	Jack Cantele (Louisiana Tech)
11/16/2015	Morgan Burns (Texas Tech)
11/23/2015	Morgan Burns (Iowa State)
11/30/2015	Morgan Burns (Kansas)
12/7/2015	Morgan Burns (West Virginia)
9/19/2016	Dominique Heath (Florida Atlantic)
9/26/2016	Byron Pringle (Missouri State)
10/10/2016	Byron Pringle (Texas Tech)

Big 12 - Newcomer (Began in 2016)

10/10/2016	D.J. Reed (Texas Tech)
------------	------------------------

Note: Date listed is date of recognition, not date of game.

Big Eight - Offensive

11/6/71	Dennis Morrison (Oklahoma St.)
10/20/73	Isaac Jackson (Iowa State)
11/23/74	Steve Grogan (Colorado)
11/6/76	Wendell Henriksen (Oklahoma)
9/16/78	Dan Manucci (Auburn)
11/11/78	L.J. Brown (Colorado)
10/27/79	Darrell Dickey (Missouri)
10/31/81	Mark Hundley (Iowa State)
10/29/83	Stan Weber (Nebraska)
10/26/85	Gerald Alphin (Missouri)
10/1/89	Michael Smith (North Texas)
9/18/90	Patrick Jackson (New Mexico State)
10/14/91	Paul Watson (Kansas)
9/28/92	Eric Gallon (Temple)
11/8/92	Eric Gallon (Iowa State)
9/27/93	J.J. Smith (UNLV)
10/18/93	Chad May (Nebraska)
11/15/93	Andre Coleman (Missouri)
11/22/93	Chad May (Oklahoma State)
10/9/94	Chad May (Kansas)
11/7/94	Chad May (Iowa State)
11/28/94	J.J. Smith (UNLV)
9/9/95	Kevin Lockett (Cincinnati)
11/4/95	Matt Miller (Oklahoma)

Big Eight - Defensive

9/12/70	Michael Kuhn (Utah State)
11/7/70	Michael Kuhn (Oklahoma State)
11/2/74	Gary Spani (Missouri)
9/13/75	Carl Pennington (Tulsa)
11/8/75	Gary Spani (Nebraska)
11/20/76	Gary Spani (Colorado)
9/17/77	Gary Spani (Florida State)
9/15/79	Brad Horchem (Auburn)
9/11/82	Reggie Singletary (Kentucky)
10/30/82	Jim Bob Morris (Iowa State)
10/1/84	Barton Hundley (Oklahoma)
10/20/86	Grady Newton (Kansas)
9/30/89	Maurice Henry (North Texas)
10/1/90	Brooks Barta (New Mexico)
9/9/91	William Price (Indiana State)
10/14/91	Brooks Barta (Kansas)
10/21/91	C.J. Masters (Nebraska)
11/1/93	Dirk Ochs (Oklahoma)
10/23/94	Tim Colston (Colorado)
10/30/94	Chris Canty (Oklahoma)
11/21/94	Laird Veatch (Oklahoma State)
10/7/95	Dirk Ochs (Missouri)
10/28/95	Tim Colston (Kansas)
11/4/95	Chris Canty (Oklahoma)
11/18/95	Chris Canty (Colorado)

Big 12 - Offensive

10/19/98	Michael Bishop (Oklahoma State)
11/2/98	Michael Bishop (Kansas)
11/16/98	Michael Bishop (Nebraska)
10/25/99	Jonathan Beasley (Oklahoma State)
9/25/2000	Jonathan Beasley (North Texas)
9/8/2001	Josh Scobey (USC)
10/27/2001	Josh Scobey (Kansas)
11/3/2001	Josh Scobey (Iowa State)
11/15/2003	Eli Roberson (Nebraska)
11/22/2003	Darren Sproles (Missouri)
9/18/2004	Darren Sproles (Louisiana-Lafayette)
9/24/2005	Parrish Fisher (North Texas)
11/4/2006	Josh Freeman (Colorado)
11/11/2006	Josh Freeman (Texas)
10/1/2007	Jordy Nelson (Texas)
9/2/2008	Josh Freeman (North Texas)
10/5/2009	Grant Gregory (Iowa State)
9/7/2010	Daniel Thomas (UCLA)
11/14/2011	Collin Klein (Texas A&M)
9/10/2012	Collin Klein (Miami)
10/22/2012	Collin Klein (West Virginia)
10/29/2012	Collin Klein (Texas Tech)
9/8/2014	Jake Waters (Iowa State)
12/7/2015	Deante Burton (West Virginia)

Big 12 - Defensive

9/2/96	Nyle Wiren (Texas Tech)
9/23/96	Chris Canty (Rice)
11/11/96	Nyle Wiren (Kansas)
10/13/97	Mark Simoneau (Missouri)
10/20/97	Jeff Kelly (Texas A&M)
11/10/97	Jarrod Cooper (Kansas)
9/21/98	Jeff Kelly (Texas)
9/13/99	Darren Howard (Temple)
10/4/99	Mark Simoneau (Texas)
10/11/99	Mark Simoneau (Kansas)
11/8/99	Mark Simoneau (Colorado)
11/22/99	Dyshod Carter (Missouri)
8/26/2000	Monty Beisel (Iowa)
11/4/2000	Monty Beisel (Iowa State)
11/18/2000	Chris Johnson (Missouri)
9/14/2002	Terence Newman (Eastern Illinois)
9/21/2002	Terry Pierce (Southern California)
11/9/2002	Bobby Walker (Iowa State)
9/13/2003	Josh Buhl (Massachusetts)
11/15/2003	Bryan Hickman (Nebraska)
9/2/2006	Ian Campbell (Illinois State)
10/1/2007	Ian Campbell (Texas)
9/8/2008	Courtney Herndon (Montana State)
9/26/2011	Tre Walker (Miami)
10/3/2011	Arthur Brown (Baylor)
10/22/2012	Arthur Brown (West Virginia)
11/5/2012	Allen Chapman (Oklahoma State)

CoSIDA Academic All-Americans

1953	Ken Gowdy, C
1956	Ellis Rainsberger, G
1966	David Langford, T
1970	John Acker, DE
1974	Don Lareau, LB
1975	Floyd Dorsey, OG
1977	Floyd Dorsey, OG
1981	Darren Gale, DB
1982	Darren Gale, SS; Mark Hundley, TB
1984	Stan Weber, QB
1985	Troy Faunce, P
1986	Troy Faunce, P
1987	Matt Garver, OG
1992	Brooks Barta, LB
1995	Kevin Lockett, WR (1st); Jason Johnson, C (2nd)
1996	Kevin Lockett, WR (1st); Jason Johnson, C (1st)
2000	Jon McGraw, FS (1st)
2001	Jon McGraw, FS (1st); Andy Eby, OL (2nd)
2003	Ryan Lilja, OL (2nd)
2008	Jeron Mastrud, TE (2nd)
2009	Jeron Mastrud, TE (2nd)
2011	Tysyn Hartman, DB (1st)
2014	Curry Sexton, WR (2nd)

National Football Foundation Postgraduate Scholarship

1991	Russ Campbell, TE
1992	Brooks Barta, LB
1996	Jason Johnson, C
2011	Tysyn Hartman, DB (Campbell Trophy Finalist)
2014	Tyler Lockett, WR (Campbell Trophy Finalist)

NFF/CFA National Scholar-Athlete

1992	Brooks Barta, LB
1993	Quentin Neujahr, C
1994	Laird Veatch, LB
	Matt McEwen, DE
1995	Kevin Lockett, WR
	Dirk Ochs, DE
1996	Kevin Lockett, WR
	Jason Johnson, C
2011	Tysyn Hartman, DB
2014	Tyler Lockett, WR

NFF Hampshire Honor Society*Award began in 2007*

2009	Darrin Seiwert, TE
2010	Jeron Mastrud, TE; Adrian Stryker, DB
2011	Corey Adams, LS; Kevin Rohleder, LB
2012	Tysyn Hartman, DB; Alex Hrebec, LB; Payton Kirk, DE; Jordan Voelker, DE
2014	Jonathan Coleman, DB; Evan Loomis, WR
2015	Weston Hiebert (DB), Tyler Lockett (WR), Zach Nemechek (FB), Curry Sexton (WR), Jake Waters (QB)
2016	Jack Cantele (PK), Glenn Gronkowski (FB), Luke Hayes (OL), Stanton Weber (WR)
2017	Will Davis (LB), Joe Hubener (QB), Ian Patterson (PK), Matt Seiwert (DT)

ARA National Sportsmanship Award

2010	Jeron Mastrud, TE
------	-------------------

Hitachi/CFA Promise of Tomorrow Scholarship

1992	Matt Garver, QB
1993	Tom Byers, FS

Honda National Scholar-Athlete of the Year

1994	Laird Veatch, LB (finalist)
------	-----------------------------

K-State Outstanding Scholar-Athlete

1989	Brooks Barta, LB
1990	Russ Campbell, TE
1991	Russ Campbell, TE
1992	Brooks Barta, LB
1993	Quentin Neujahr, C
1994	Matt McEwen, DE; Jason Johnson, C
1995	Matt McEwen, DE
1996	Jason Johnson, C; Kevin Lockett, WR
1997	Jarrett Grosdidier, TE
1998	Travis Ochs, LB
2000	Brice Libel, WR; Monty Beisel, DE
2001	Jon McGraw, FS
2002	Andy Klocke, LB
2003	Ryan Lilja, OL
2004	Brian Casey, TE

2005	Jeromey Clary, OL
2006	Blake Seiler, DT
2007	Logan Robinson, OL
2008	Jeron Mastrud, TE
2009	Jeron Mastrud, TE
2010	Alex Hrebec, LB
2011	Tysyn Hartman, DB
2012	Jared Loomis, LB
2013	Stanton Weber, WR
2014	Stanton Weber, WR
2015	Stanton Weber, WR; Glenn Gronkowski, FB
2016	Zach Reuter, WR; Matt Seiwert, DT

First Team Academic All-Big Eight (107)

1954 (1)	Frank Rodman, T.
1955 (2)	Frank Rodman, T; Charles Zickefoose, C.
1956 (2)	Ellis Rainsberger, G; Ken Nesmith, B.
1957 (1)	Richard Corbin, B.
1959 (1)	Max Falk, B.
1963 (1)	Joe Provenzano, T.
1964 (2)	Doug Dusenbury, B; Dave Langford, T.
1965 (2)	Dave Langford, T; Jim Grechus, DHB.
1966 (3)	Gary Pankratz, FB; Dave Langford, T; Mitch Borota, DHB.
1967 (3)	Mike Goynes, T; Danny Lankas, LB; Mitch Borota, DHB.
1968 (3)	Dave Jones, E; John Stucky, MG; Alan Steelman, LB.
1969 (1)	John Stucky, MG.
1970 (2)	Dave Creswell, OT; John Acker, DE.
1971 (2)	Bill Brittain, OT; Joe Colquitt, LB.
1972 (2)	Ron Coppenbarger, DB; Joe Brand, P.
1973 (1)	Steve Grogan, QB.
1974 (3)	Steve Grogan, QB; David Spare, P; Don Lareau, LB.
1975 (3)	Floyd Dorsey, OG; Perry Viers, DE; Glenn Plotkin, OG.
1976 (3)	Floyd Dorsey, OG; John Hafferty, C; Dennis Frazee, DB.
1977 (2)	Floyd Dorsey, OG; Paul Coffman, TE.
1978 (3)	John Hafferty, OG; Don Birdsey, K; Tom Faerber, LB.
1979 (6)	John Liebe, SE; Keith Dearing, RB; Duane Dirk, DE; Tom Faerber, LB; Brad Horchem, DB; Don Birdsey, K.
1980 (2)	Laird Veatch, LB; Jeff Stevens, OT.
1981 (3)	Darren Gale, DB; Mark Hundley, RB; Jeff Stevens, OT.
1982 (3)	Darren Gale, SS; Mark Hundley, TB; Bob Daniels, DT.
1983 (3)	Darrel Wild, SE; Stan Weber, QB; Scott Fulhage, P.
1984 (6)	Stan Weber, QB; Scott Fulhage, P; Bob Daniels, LB; Les Miller, DT; Brad Lambert, DB; Scott Wentzel, DB.
1985 (3)	Andy Harding, OG; Brad Lambert, DB; Ray Wilson, FB.
1986 (1)	Todd Moody, TB.
1987 (4)	Matt Garver, OG; Dan Goldner, DT; Brad Lambert, DB; Matt Wallerstedt, LB.
1988 (6)	Russ Campbell, TE; Jeff Allison, LB; Jim Oehm, DT; Danny Needham, DE; Alan Smith, DT; Shane Pouch, P.
1989 (2)	Brooks Barta, LB; Russ Campbell, TE.
1990 (2)	Brooks Barta, LB; Russ Campbell, TE.
1991 (3)	Brooks Barta, LB; Russ Campbell, TE; Quentin Neujahr, C.
1992 (3)	Brooks Barta, LB; Quentin Neujahr, C; Tom Byers, FS.
1993 (5)	Kevin Lockett, WR; Quentin Neujahr, C; Warren Claassen, PK; Laird Veatch, LB; John Butler, DE.
1994 (5)	Ross Greenwood, OG; Jason Johnson, C; Kevin Lockett, WR; Laird Veatch, LB; Matt McEwen, DE.
1995 (7)	Ross Greenwood, OG; Jason Johnson, C; Kevin Lockett, WR; Brian Lojka, TE; Matt McEwen, DE; Dirk Ochs, DE; Travis Ochs, LB.

Academic All-Big 12 Selections

1996 (9)	First Team (3): Kevin Lockett, WR; Jason Johnson, C; Jarrett Grosdidier, TE. Honorable Mention (6): Jonathan Beasley, QB; Blake Frigon, C; James Garcia, P; Ross Greenwood, OG; Travis Ochs, LB; Casey Wehrman, LB.
1997 (7)	First Team (6): Jarrett Grosdidier, TE; Jacob Havick, DB; Brice Libel, WR; Travis Ochs, LB; Casey Wehrman, LB; J.W. Wight, WR. Honorable Mention (1): Troy Hackney, WR.
1998 (7)	First Team (5): Steve Altobello, DE; Monty Beisel, DE; Brice Libel, WR; Jonathan McGraw, S; Travis Ochs, LB. Honorable Mention (2): Jacob Havick, DB; Troy Hackney, WR.
1999 (12)	First Team (7): Steve Altobello, DE; Dan Divilbiss, C; Andy Eby, OL; Andy Klocke, LB; Brice Libel, WR; Jon McGraw, S; Ryan Payne, FB. Second Team (5): Chris Bailes, OL; Monty Beisel, DE; Jarvis Miller, DL; Grant Reves, OL; Jamie Rheem, PK.
2000 (17)	First Team (10): Steve Altobello, DE; Monty Beisel, DE; Zac Burton, QB; Dan Divilbiss, OL; Andy Eby, OL; C.W. Klebe, DL; Andy Klocke, LB; Brice Libel, WR; Jon McGraw, FS; Terry Pierce, LB. Second Team (7): Eric Everley, DL; Neil Gosch, LS; Jason Kazar, LB; Grant Reves, OL; Jamie Rheem, PK; Mike Ronsick, P/K; Nick Warren, TE.
2001 (11)	First Team (7): Brian Casey, TE; Andy Eby, OL; Neil Gosch, LS; Andy Klocke, LB; Jon McGraw, FS; Terry Pierce, LB; Mike Ronsick, P. Second Team (4): Chris Devore, WR; Marc Dunn, QB; Nick Hoheisel, FB; Chad Wallerstedt, LB.
2002 (9)	First Team (6): Andy Klocke, LB; Chris Post, DB; Ryan Lilja, OL, Terry Pierce, LB; Brain Casey, TE; Ryan Schmuckler, OL. Second Team (3): Marc Dunn, QB; Eric Everley, DT; Ted Sims, LB.
2003 (5)	First Team (4): Ryan Lilja, OL; Brain Casey, TE; David Rose, DB; Jeromey Clary, OL. Second Team (1): Travis Horchem, DB.
2004 (7)	First Team (6): Brian Casey, TE; Jeromey Clary, OL; Dylan Meier, QB; Marcus Perry, LB; David Rose, DB; Blake Seiler, DE. Second Team (1): Blaine Clark, DB.
2005 (9)	First Team (5): Jeromey Clary, OL; Allan Evridge, QB; John McCardle, DB; Brad Rooker, OL; Blake Seiler, DE. Second Team (4): Marcus Perry, LB; Logan Robinson, OL; Gerard Spexarth, OL; Jacob Voegeli, OL.
2006 (5)	First Team (3): John McCardle, RB; Donald Raymer, TE; Blake Seiler, DT. Second Team (2): Logan Robinson, OL; Brad Rooker, OL.
2007 (8)	First Team (4): Steve Cline, DT; John McCardle, RB; Jeron Mastrud, TE; Logan Robinson, OL. Second Team (4): Marcus Perry, LB; Brooks Rossman, K; Tim Schwerdt, K; Trevor Viers, OL.
2008 (5)	First Team (5): Corey Adams, LS; Alex Hrebec, LB; Tysyn Hartman, DB; Jeron Mastrud, TE; Darrin Seiwert, TE.
2009 (12)	First Team (9): Corey Adams, LS; Ryan Doerr, P; Jeffrey Fitzgerald, DE; Gabe Gantz, TE; Tysyn Hartman, DB; Alex Hrebec, LB; Collin Klein, QB/WR; Kevin Rohleder, LB; Adrian Stryker, DB. Second Team (3): Logan Dold, DB; Payton Kirk, DE; Matt Wykes, WR.
2010 (14)	First Team (7): Corey Adams, LS; Logan Dold, DB; Gabe Gantz, TE; Lucas Hamm, FB; Tysyn Hartman, DB; Kevin Rohleder, LB; Jordan Voelker, DE. Second Team (7): Colten Freeze, OL; Jay Hanley, FB; Rodney Kenner, WR; Payton Kirk, DE; Collin Klein, QB; William Powell, RB; Jarrett Wright, LB.
2011 (16)	First Team (11): Logan Dold, DB; Laton Dowling, DE; Tysyn Hartman, DB; Brian Hertzog, LB; Alex Hrebec, LB; Payton Kirk, DE; Jared Loomis, LB; Zach Nemechek, TE; Curry Sexton, WR; Travis Tannahill, TE; Jordan Voelker, DE. Second Team (5): Cole Bachamp, WR; Colten Freeze, OL; Zach Hanson, OL; Collin Klein, QB; Jonathan Truman, LB.
2012 (7)	First Team (4): Weston Hiebert, DB; Jared Loomis, LB; Zach Nemechek, FB; Curry Sexton, WR. Second Team (3): Collin Klein, QB; Kyle Klein, WR; Tyler Lockett, WR.
2013 (12)	First Team (8): Jack Cantele, PK; Will Davis, LB; Glenn Gronkowski, FB; Ethan Hammes, P; Weston Hiebert, DB; Zach Nemechek, FB; Curry Sexton, WR; Stanton Weber, WR. Second Team (4): Tyler Lockett, WR; Cornelius Lucas, OL; Carl Miles, DB; Keenan Taylor, OL.
2014 (29)	First Team (20): Joseph Bonugli, DB; Jack Cantele, PK; Will Davis, LB; Randall Evans, DB; B.J. Finney, OL; Will Geary, DL; Glenn Gronkowski, FB; Weston Hiebert, DB; Tyler Lockett, WR; Zach Nemechek, FB; Ian Patterson, PK; Collin Sexton, WR; Curry Sexton, WR; David Smith, LB; Trent Tanking, LB; Zach Trujillo, TE; Jonathan Truman, LB; Jake Waters, QB; Stanton Weber, WR; Tanner Wood, DE. Second Team (9): Deante Burton, WR; Laton Dowling, DE; Charles Jones, RB; Drew Liddle, OL; Matthew McCrane, PK; Ryan Mueller, DE; DeAndre Roberts, DL; Nick Walsh, P; Cody Whitehair, OL.
2015 (25)	First Team (18): Jack Cantele, PK; Dalton Converse, LS; Colborn Couchman, LB; Will Davis, LB; Winston Dimel, FB; Glenn Gronkowski, FB; Luke Hayes, OL; Joe Hubener, QB; Matt Kleinsorge, OL; Ian Patterson, PK; Matt Seiwert, DL; Collin Sexton, WR; Cody Small, TE; Dayton Valentine, TE; Stanton Weber, WR; Dillon Wilson, PK; Cody Whitehair, OL; Tanner Wood, DE. Second Team (7): Nate Jackson, DB; Jordan Kupersmith, DE; Elijah Lee, LB; Dalton Risner, OL; Sam Sizelove, LB; Boston Stiverson, OL; Dalvin Warmack, RB.
2016 (29)	First Team (18): Dante Barnett, DB; Brogan Barry, DB; Deante Burton, WR; Will Davis, LB; Scott Frantz, OL; Blaise Gammon, TE; Nate Guidry, DB; Colby Moore, DB; Cameron Morgan, DB; Lucas Munds, WR; Logan O'Dea, DT; Ian Patterson, PK; Zach Reuter, WR; Dalton Risner, OL; Matt Seiwert, DT; Trent Tanking, LB; Dayton Valentine, TE; Tanner Wood, DE. Second Team (11): Alex Barnes, RB; Colborn Couchman, LB; Winston Dimel, FB; Denzel Goolsby, DB; Joe Hubener, QB; Chase Johnston, FB; Jayd Kirby, LB; Jason Lierz, OL; Mitch Lochbihler, P; Drew Scott, LS; Steven West, WR.

BILL SNYDER


Class of 2015

Bill Snyder, the architect of the “greatest turnaround in the history of college football,” became just the fourth person in the history of college football to be inducted into the College Football Hall of Fame as an active coach as the legendary K-State coach was part of the National Football Foundation’s College Football Hall of Fame Induction Class of 2015.

A five-time national coach of the year honoree and seven-time conference coach of the year recipient, Snyder has compiled an amazing 193-101-1 record in his 24 years as the helm of the Wildcat program. He ranks 29th all-time in victories among FBS coaches and continues to climb the ladder with each win. Called the “coach of the century” by hall of fame coach **Barry Switzer**, Snyder’s accomplishments at K-State are nearly unthinkable considering what he inherited during his first tour of duty beginning in 1989. The Wildcat program was in the midst of an 0-26-1 run when he was hired and had been just one bowl game in its first 93 seasons. During a the span of 11-straight bowl seasons (1993-2003), Snyder’s Wildcats won nearly 80 percent of their games, chalking up 109 victories – a staggering 10 wins per season – and making K-State the nation’s second winningest program over that period. His first tenure included a Big 12 Championship in 2003 in a 35-7 win over No. 1 Oklahoma, while his 1998 team held a No. 1 ranking.

Following a three-year hiatus, Snyder returned to the sidelines in 2009, and it has been more of the same as his teams have accumulated a 53-31 record through seven seasons.

The Wildcats are in the midst of six-straight bowl seasons, including a pair of 10-win campaigns in 2011 (10-3) and 2012 (11-2). The 2012 Wildcats captured the program’s second Big 12 Championship and held another No. 1 national ranking. After turning 75 years old on Oct. 7, 2014 – which qualified him to be included on the 2015 ballot – Snyder’s team promptly traveled to No. 11 Oklahoma and pulled out a 31-30 victory, a key component of the Wildcats’ nine-win season in 2014.



MARK SIMONEAU

Linebacker • 1996-99 • Class of 2012

Former Consensus All-American **Mark Simoneau** became just the second Wildcat football player and first under head coach **Bill Snyder** to be elected to the Hall of Fame. He was enshrined as a member of the Class of 2012.

Simoneau was a Consensus All-American and the Big 12 Defensive Player of the Year in 1999 en route to being the runner-up for the Butkus Award that same season. A K-State Ring of Honor inductee and a four-year starter for Snyder, Simoneau led the Wildcats to a 42-7 record during his career while totaling 400 career tackles and a school-record 251 unassisted stops. K-State also collected a 28-4 Big 12 record during Simoneau’s career, won two Big 12 North titles and appeared in four straight bowl games.




GARY SPANI

Linebacker • 1974-77 • Class of 2002

Gary Spani became the first K-State player to be inducted to the College Football Hall of Fame in 2002. A member of the K-State Sports Hall of Fame (2000) and the Kansas Sports Hall of Fame (2004), Spani was Kansas State’s first-ever consensus All-America in 1977, and also was a three-time All-Big-8 Conference selection.

Spani led the Wildcats in tackles three straight seasons and was twice named the team’s most valuable player. To this day, he continues to dominate the K-State career record book as the program’s all-time leader in career tackles (543), assisted tackles (343) and assists in a season (110).

Following graduation in 1978, Spani was chosen in the third round of the NFL Draft by the Kansas City Chiefs. He went on to play all nine years of his career with the Chiefs and led the organization in tackles four straight seasons.



CHARLES BACHMAN

Head Coach • 1920-27 • Class of 1978

Charles Bachman, who coached the K-State football team from 1920-27, was inducted into the College Football Hall of Fame on Jan. 8, 1978. Bachman began his coaching career at Great Lakes Naval Station in 1918 and led that team to the 1918 Rose Bowl title and the national championship. He moved to Northwestern University in 1919 before joining the Wildcats in 1920. A member of the K-State Sports Hall of Fame (1995), Bachman’s eight-year won-loss record at K-State was 33-23-9.



LYNN “PAPPY” WALDORF

Head Coach • 1934 • Class of 1966

Lynn O. “Pappy” Waldorf coached K-State to its first football championship in 1934 while posting a 7-2-1 record in the Big Six Conference with wins over Oklahoma, Nebraska and Kansas. He was elected into the National Football Foundation Hall of Fame in 1966. A graduate of Syracuse, his coaching career included stops at Oklahoma City University (13-5-3, 1926-27), as assistant at Kansas in 1928, at Oklahoma A&M (34-10-7, 1929-33), Kansas State (7-2-1, 1934), Northwestern (49-45-7, 1935-46) and California (67-32-4, 1947-56).



A

Alexander, Elijah - Tampa Bay Buccaneers 1992, Denver Broncos 1993-95, Indianapolis Colts 1996-98, Cleveland Browns 1999, Oakland Raiders 2000-01.
 Allen, David - San Francisco 49ers 2001, Minnesota Vikings 2002, Jacksonville Jaguars 2003-04, St. Louis Rams 2005, Calgary Stampeders 2006.
 Allen, Dennis - Winnipeg Blue Bombers 1986-87.
 Alphin, Gerald - Montreal Alouettes 1987, Ottawa Roughriders 1988-89, New Orleans Saints 1990-91, Winnipeg Blue Bombers 1993-95, Baltimore Stallions 1996.
 Archer, Brandon - Indianapolis Colts 2007, Denver Broncos 2008.

B

Bailey, Eric - Philadelphia Eagles 1987.
Banks, Brandon - Washington Redskins 2010-12, Hamilton Tiger-Cats 2013-17.
Barnett, Dante - Denver Broncos 2017.
 Beasley, Jonathan - Saskatchewan Roughriders 2001-02.
 Bedore, Jordan - Tulsa Talons 2010-11
 Beisel, Monty - Kansas City Chiefs 2001-04, New England Patriots 2005, Arizona Cardinals 2006-08, Kansas City Chiefs 2009, Arizona Cardinals 2010.
 Bennett, Monte - New Orleans Saints 1981, Oakland Invaders 1983-85, Arizona Outlaws 1986, San Diego Chargers 1987.
 Benton, Gerald - British Columbia Lions 1994.
 Best, Greg - Pittsburgh Steelers 1983, Cleveland Browns 1984, Pittsburgh Gladiators 1987-88, New York Knights 1988.
 Best, Keith - Kansas City Chiefs 1972.
 Beyrle, Steve - British Columbia Lions 1973.
 Bishop, Michael - New England 1999-2000, Frankfurt Galaxy 2001, Toronto Argonauts 2002-08, Grand Rapids Rampage 2004-05, Chicago Rush 2006, Kansas City Brigade 2007.
 Blanchard, Joe - Edmonton Eskimos 1950-54.
 Bradley, Ray - New Jersey Generals 1984.
Britz, Travis - Tampa Bay Buccaneers 2016.
 Brooks, Barrett - Philadelphia Eagles 1995-98, Detroit Lions 1999-2001, Denver Broncos 2002, New York Giants 2003, Pittsburgh Steelers 2004-06.
Brown, Arthur - Baltimore Ravens 2013-16, Jacksonville Jaguars 2016, New York Jets 2016, Seattle Seahawks 2017.
 Brown, Bryce - Philadelphia Eagles 2012-13, Buffalo Bills 2014-15, Seattle Seahawks 2015.
 Brown, Ron - Winnipeg Blue Bombers 1995.
 Brown, Greg - Philadelphia Eagles 1981-86, Atlanta Falcons 1987.
 Brown, Larry - Washington Redskins 1969-76.
 Bryant, Henry - Austin Wranglers 2005-06, New Orleans VooDoo 2007-08, Bossier-Shreveport Battle Wings 2010.
 Buhl, Josh - Cleveland Browns 2004, Tampa Bay Buccaneers 2005, Denver Broncos 2006, Saskatchewan Roughriders 2007.
 Burks, Dralinn - San Diego Chargers 2003.
Burton, Deante - Atlanta Falcons 2017.
 Bushby, Thomas - Cincinnati Reds 1934, Philadelphia Eagles 1935.
 Butler, Bill - New Orleans Saints 1972-74.
 Butler, Jerametrious - St. Louis Rams 2001-06, Washington Redskins 2007.

C

Calhoun, Don - Buffalo Bills 1974-75, New England Patriots 1975-81, Philadelphia Eagles 1982, New Jersey Generals 1984.
 Campbell, Bryan - San Jose SaberCats 1995.
 Campbell, Ian - St. Louis Rams 2009.

Campbell, Russ - Pittsburgh Steelers 1992.
 Canty, Chris - New England Patriots 1997-98, Seattle Seahawks, 1999-2000, New Orleans Saints 2000, Las Vegas Gladiators 2006.
 Carter, Dychod - Cleveland Browns 2001-02, 2005; New England Patriots 2003, Arizona Cardinals 2004, 2006.
 Cartwright, Rock - Washington Redskins 2002-09, Oakland Raiders 2010-11; San Francisco 49ers 2012.
 Casey, Brian - Atlanta Falcons 2005.
 Chapman, Allen - Indianapolis Colts 2013, Arizona Rattlers 2014, 2016, Portland Thunder 2015.
 Chapman, Lamar - Cleveland Browns 2000-02, Montreal Alouettes 2005.
 Childs, Henry - Atlanta Falcons 1974, New Orleans Saints 1974-80, Los Angeles Rams 1981, Green Bay Packers 1984.
 Childs, Eric - Tulsa Talons 2011.
 Clark, Steve - New England Patriots 1981.
 Clary, Jeromey - San Diego Chargers 2006-14.
 Clayton, Thomas - San Francisco 49ers 2007-09, New England Patriots 2010.
 Coffman, Carson - Utah Blaze 2012, Chicago Rush 2013, Iowa Barnstormers 2014, Spokane Shock 2015.
 Coffman, Paul - Green Bay Packers 1978-85, Kansas City Chiefs 1986-87, Minnesota Vikings 1988.
 Cokeley, Will - Michigan Panthers 1983-84, Memphis Showboats 1985-86, Montreal Alouettes 1986, Buffalo Bills 1987.
 Coleman, Andre - San Diego Chargers 1994-97, Pittsburgh Steelers 1997-98.
 Colston, Tim - Carolina Panthers 1996-97, Portland Forest Dragons 1998, Nashville Kats 1999.
 Cooper, Jarrod - Carolina Panthers 2001-04, Oakland Raiders 2005-08.
 Coppenbarger, Ron - Winnipeg Blue Bombers 1973.
 Crenshaw, Willis - St. Louis Cardinals 1964-69, Denver Broncos 1970.
 Crews, Tyrone - British Columbia Lions 1981-87.
 Cronkite, Henry - Brooklyn Dodgers 1934.
 Cullars, Willie - Philadelphia Eagles 1974.

D

Darnell, Lawrence - Pittsburgh Americans 1937.
 Davis, Daniel - Indianapolis Colts 2004.
 Dennis, Davin - San Jose SaberCats 2008.
 Dickey, Lynn - Houston Oilers 1971, 1973-75, Green Bay Packers 1976-77, 79-85.
 Diles, Zach - Houston Texans 2007-11, 2014, Tampa Bay Buccaneers 2011, Tennessee Titans 2012-13, Kansas City Chiefs 2013, Cleveland Browns 2014.
 Doerr, Ryan - Denver Broncos 2013.
 Douglass, Robert - Pittsburgh Americans, New York Yankees 1937, Pittsburgh Pirates 1938.
 Doty, Jon - Carolina Panthers 2005, Cologne Centurions 2006, New England Patriots 2006.
 Dunn, Marc - Kansas City Chiefs, 2003-04, Berlin Thunder 2004.

E

Eby, Andy - St. Louis Rams 2003-04.
 Echols, Quintin - Indianapolis Colts 2007.
 Elder, Maurice - Los Angeles Bulldogs 1937.
 Epps, Jack - Kansas City Chiefs 1987.
 Evans, Jay Dale - Denver Broncos 1961.
 Evans, Jerome - Carolina Panthers 1998, Arizona Rattlers 2004.
Evans, Randall - Philadelphia Eagles 2015-16, San Diego Chargers 2016, Los Angeles Chargers 2017.
 Everley, Eric - San Jose SaberCats 2004.

F

Faggins, DeMarcus - Houston Texans 2002-09.
 Fatafehi, Mario - Arizona Cardinals 2001-02, Carolina Panthers 2003, Denver Broncos 2004-05, Hamilton Tiger-Cats 2006.
 Feather, E.E. - Cleveland Bulldogs 1927, Detroit Wolverines 1928, New York Giants 1929-30, Staten Island Stapletons 1931, New York Giants 1931-33, Cincinnati Reds 1934.
 Figs, Yamon - Baltimore Ravens 2007-09, Oakland Raiders 2010.
Finney, B.J. - Pittsburgh Steelers 2015-17.
 Fitzgerald, Jeffrey - Kansas City Chiefs 2010, Philadelphia Soul 2011, Chicago Rush 2012.
 Flentrophe, Donald - New York Yankees 1936.
 Folge, DeShawn - Philadelphia Eagles 1997-98.
 Freeman, Josh - Tampa Bay Buccaneers 2009-13, Minnesota Vikings 2013, Miami Dolphins 2015, Indianapolis Colts 2015.
 Fulhage, Scott - Cincinnati Bengals 1987-88, Atlanta Falcons 1989-92.
 Furey, James - Calgary Stampeders 1958-60, New York Titans 1961, British Columbia Lions 1962.

G

Gaskins, Percell - St. Louis Rams 1996-97, Carolina Panthers 1998.
 George, Tearius - Calgary Stampeders 2007, 2009-10, Dallas Cowboys 2008, Miami Dolphins 2009, Saskatchewan Roughriders 2011-15.
 Goodlow, Eugene - Winnipeg Blue Bombers 1980-82, New Orleans Saints 1983-86, Ottawa Rough Riders 1989.
 Goolsby, Brian - Oklahoma Wranglers 2000-01, Orlando Predators 2002, Grand Rapids Rampage 2004.

Gordon, Ira - San Diego Chargers 1970-1975.
 Gordon, Joe - St. Louis Rams 1997.
 Gramatica, Martin - Tampa Bay Buccaneers 1999-2004, Indianapolis Colts 2004, Dallas Cowboys 2006-07, New Orleans Saints 2008-09.
 Green, Rogerick - Tampa Bay Buccaneers 1992, 1994, Jacksonville Jaguars 1995, Barcelona Dragons 1997, Nashville Kats 1998.
 Grogan, Steve - New England Patriots 1975-90.
Gronkowski, Glenn - Buffalo Bills 2016, New England Patriots 2016-17.

H

Hackney, Elmer - Philadelphia Eagles 1940, Pittsburgh Steelers 1941, Detroit Lions 1942-46.
 Hahn, Raymond - Hammond Pros 1926.
 Hall, Joe - Kansas City 2003-05, Oakland Raiders 2006.
 Hanson, Homer - Cincinnati Reds 1934, Chicago Cardinals 1935, Philadelphia Eagles 1935, Chicago Cardinals 1936.
 Harper, Chris - Seattle Seahawks 2013, San Francisco 49ers 2013, Green Bay Packers 2013-14, New York Giants 2014-15.
 Hartman, Tysyn - Kansas City Chiefs 2012-13.
 Hartshorn, Larry - Chicago Cardinals 1955.
 Henry, Maurice - Philadelphia Eagles 1990, Ottawa Rough Riders, 1993.
 Herron, Mack - Winnipeg Blue Bombers 1970-72, New England Patriots 1973-75, Atlanta Falcons 1975.
 Hickman, Bryan - Cleveland Browns 2004.
 Hill, Thomas - Green Bay Packers 2004.
 Holloman, Cliff - Oklahoma City Yard Dawgz 2005-07.
 Hoppock, Doug - Denver Gold 1983, Chicago Blitz 1984, Kansas City Chiefs 1987.
 Houchin, Thomas - Indianapolis Colts 2004-05, Cologne Centurions 2006.
 Howard, Darren - New Orleans Saints 2000-05, Philadelphia Eagles 2006-09.
 Hurd, Jeff - Dallas Cowboys 1987, Dallas Texans 1990-91.
 Humphrey, Kevin - Toronto Argonauts 1987.
 Huntley, Kevin - Oakland Raiders 2006-07, Washington Redskins 2008.

J


Jackson, Pat - Toronto Argonauts 1993-94.
 Jackson, Rob - Washington Redskins 2008-14.
 Jacox, Kendyl - San Diego Chargers 1998-2002, New Orleans Saints 2003-05.
 Johnson, Clyde - Kansas City Chiefs 1997, Chicago Bears 1998.
 Johnson, Damian - New York Giants 1986-89, New England Patriots 1990.
 Johnson, James - Cincinnati Bengals 2008-09, Pittsburgh Steelers 2010.
 Johnson, Jason - Indianapolis Colts 1997-99.
 Johnson, Mike - Kansas City Chiefs 2005, Amsterdam Admirals 2006, Indianapolis Colts 2006.
 Jolley, Alvin - Akron Pros 1922, Dayton Triangles 1923, Orang Indians 1923, Buffalo Bisons 1929, Brooklyn Dodgers 1930, Cleveland Indians 1931.
 Jones, David - Cleveland Browns 1969-71.
 Jones, Willie - Houston Oilers 1967, Cincinnati Bengals 1968, 1970-71.
 Jordan, Randy - San Diego Chargers 2004.
 Jordan, Tony - Phoenix Cardinals 1989-90.

K

Kazar, Jason - Berlin Thunder 2004.
 Kelly, Jeff - Atlanta Falcons 1999-2002; Jacksonville Jaguars 2003, Toronto Argonauts 2006.
 Koenning, Vic - Oklahoma Outlaws 1984, Arizona Outlaws 1985-86.
 Kryst, Jerry - Cleveland Indians 1927.
 Kuhn, Mike - Winnipeg Blue Bombers 1972-73

L

Lamur, Emmanuel - Cincinnati Bengals 2012-15, Minnesota Vikings 2016-17.
 Larson, Lynn - Baltimore Colts 1971, British Columbia Lions 1972.
 Latimore, Mo - Calgary Stampeders 1972-74, Hamilton Tiger-Cats 1974-75, Saskatchewan Roughriders 1974.
 Leber, Ben - San Diego Chargers 2002-05, Minnesota Vikings 2006-10.
 Leckey, Nick - Arizona Cardinals 2004-07, St. Louis Rams 2008, New Orleans Saints 2010.
Lee, Elijah - Minnesota Vikings 2017.
 LeGault, Leonard - Saskatchewan Roughriders 1957-62.
 Lijja, Ryan - Indianapolis Colts 2004-09, Kansas City Chiefs 2010-12.
 Lloyd, Ricky - Winnipeg Bluebombers 2004.
 Lockett, Aaron - San Francisco 49ers 2003, Ottawa Renegades 2004, British Columbia Lions 2005-06.
 Lockett, Kevin - Kansas City Chiefs 1997-2000, Washington Redskins 2001-02, Jacksonville Jaguars 2003.
Lockett, Tyler - Seattle Seahawks 2015-17.
Lucas, Cornelius - Detroit Lions 2014-17.
 Lyon, George - New York Giants 1929, Portsmouth Spartans 1930, Chicago Bears 1931, Cleveland Indians 1931, Brooklyn Dodgers 1932, St. Louis Gunners 1934, Brooklyn Tigers 1936.



M

Maddox, George - Green Bay Packers 1935.
 Madison, L.E. - Chicago Bruisers 1988.
 Malone, Nigel - Pittsburgh Steelers 2013.
 Mann, Victor - Kansas City Brigade 2011-12.
 Manucci, Dan - Buffalo Bills 1979-80, Toronto Argonauts 1981-82, Arizona Wranglers 1983, Buffalo Bills 1987.
 Marciniak, Ron - Washington Redskins 1955, Toronto Argonauts 1956.
 Martin, Matt - Tennessee Titans 2002-04, Tampa Bay Buccaneers 2005.
 Mastrud, Jeron - Tampa Bay Buccaneers 2010, Miami Dolphins 2011-12, Oakland Raiders 2013, Chicago Bears 2014.
 Matan, William - New York Giants 1966.
 May, Chad - Minnesota Vikings 1995-96, Arizona Cardinals 1997, Frankfurt Galaxy 1997, Cincinnati Bengals 1998, Arizona Rattlers 1999-2001.
 McBride, Derrick - St. Louis Stampede 1996.
 McCloud, Jerry - Austin Wranglers 2004, Oklahoma City Yard Dawgz 2005.
 McDonald, Darnell - Tampa Bay Buccaneers 1999, Detroit Fury 2003, Calgary Stampeders 2004, Montreal Alouettes 2005, New Orleans VooDoo 2007.
 McEntyre, Kenny - London Monarchs 1996, St. Louis Rams 1997, Orlando Predators 1998-2006, 2008-12, Kansas City Brigade 2007.
 McGee, Harry - Cleveland Bulldogs 1927, Staten Island Stapletons 1929, Newark Tornadoes 1930, Staten Island Stapletons 1932.
 McGill, James - Toronto Argonauts 2005.
 McGraw, Jon - New York Jets 2002-04, Detroit Lions 2005-06, Kansas City Chiefs 2007-11.
 McIntosh, Damion - San Diego Chargers 2000-03, Miami Dolphins 2004-06, Kansas City Chiefs 2007-09.
 McKinney, Justin - St. Louis Rams 2008.
 Meier, Shad - Tennessee Titans 2001-03, New Orleans Saints 2005.
Moore, Charmeachelle - Los Angeles Chargers 2017.
 Moore, Joshua - Chicago Bears 2010-11, Denver Broncos 2012.
 Morgan, Quincy - Cleveland Browns 2001-04, Dallas Cowboys 2004, Pittsburgh Steelers 2005, Denver Broncos 2006-07.
 Montgomery, Justin - Rhein Fire 2005.
 Montgomery, Mike - San Diego Chargers 1971, Dallas Cowboys 1972-73, Houston Oilers 1974.
 Morris, Jim Bob - San Antonio Gunslingers 1984-86, Green Bay Packers 1987.
 Morrison, Dennis - San Francisco 49ers 1974.
Mueller, Ryan - San Diego Chargers 2015.
 Munn, Lyle - Kansas City Cowboys 1925-26, Cleveland Bulldogs 1927, Detroit Wolverines 1928, New York Giants 1929.
 Murphy, Frank - Chicago Bears 2000, Tampa Bay Buccaneers 2001, Houston Texans 2003, Tampa Bay Buccaneers 2004-05, Miami Dolphins 2006, Toronto Argonauts 2007.

N

Nery, Ron - Los Angeles Chargers 1960, San Diego Chargers 1961-62, Denver Broncos 1963, Houston Oilers 1963.
 Neujahr, Quentin - Los Angeles Raiders 1994, Cleveland Browns 1995, Baltimore Ravens 1996-97, Jacksonville Jaguars 1998-2000.
Nelson, Jordy - Green Bay Packers 2008-17.
Newman, Terence - Dallas Cowboys 2003-11, Cincinnati Bengals 2012-14, Minnesota Vikings 2015-17.
 Nichols, Ralph - Hartford Blues 1926.

O

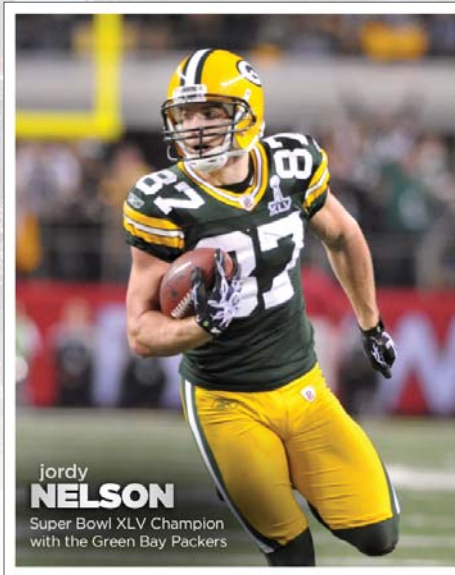
Oltmanns, Chris - Jacksonville Jaguars 1997.
 Osborn, Mike - Philadelphia Eagles 1978.

P

Pearson, Madison - Chicago Bears 1929-34, Chicago Cardinals 1935-36.
 Pfeifer, Ralph - Edmonton Eskimos 1958.
 Pierce, Ernie - Utah Blaze 2011-12.
 Pierce, Terry - Denver Broncos 2003-05, Houston Texans 2006.
 Pease, Angelo - Green Bay Packers 2013.
Powell, William - Arizona Cardinals 2012-13, Ottawa REDBLACKS 2015-17.
 Prather, Rollin - Edmonton Eskimos 1950-54.

R

Raemer, Norbert - Brooklyn Dodgers 1942.
 Randels, Horace - Kansas City Cowboys 1926, Cleveland Bulldogs 1927, Detroit Wolverines 1928.
 Randolph, Thomas - New York Giants 1994-97, Cincinnati Bengals 1998, Indianapolis Colts 1999.
 Reese, Tank - Kansas City Chiefs 2003, Indianapolis Colts 2004, Colorado Crush 2005.
 Rheem, Jamie - Frankfurt Galaxy 2004.
 Rheem, Joe - Buffalo Bills 2005.
 Roberson, Eli - Montreal Alouettes 2004-05.
 Roland, Justin - Philadelphia Eagles 2008, San Francisco 49ers 2009.
 Romero, Raymond - Philadelphia Eagles 1951.
 Rooks, Tavon - New Orleans Saints 2014, Kansas City Chiefs 2015.
 Rothwell, Fred - Detroit Lions 1974.
 Running, Mitch - Carolina Panthers 1997, Indianapolis Colts 1998, Winnipeg Blue Bombers 1998, Toronto Argonauts 1999.
 Russell, Dougal - Chicago Cardinals 1934-39, Cleveland Rams 1939.



S

Scobey, Josh - Arizona Cardinals 2002-04, Seattle Seahawks 2005-06, Buffalo Bills 2007.
 Scott, Clarence - Cleveland Browns 1971-83.
 Seales, Joe - New York Giants 1967.
 Sears, R.M. - Kansas City Cowboys 1924.
 Shaffer, Leland - New York Giants 1935-43, 1945.
 Shull, Andrew - Detroit Lions 2004-05.
 Simeta, Mike - Atlanta Falcons 1983, Birmingham Stallions 1985, Memphis Showboats 1986.
 Simoneau, Mark - Atlanta Falcons 2000-02, Philadelphia Eagles 2003-05, New Orleans Saints 2006-10.
 Singletary, Reggie - Michigan Panthers 1984, Denver Gold 1985.
 Smith, J.J. - Kansas City Chiefs 1995-96.
 Smith, Mario - Saskatchewan Roughriders 1998-99, Hamilton Tiger-Cats 1998-99, Toronto Phantoms 2001.
 Smith, Michael - Kansas City Chiefs 1992, Calgary Stampeders 1994.
 Snyder, Sean - Phoenix Cardinals 1993, San Diego Chargers 1994.
 Spani, Gary - Kansas City Chiefs 1978-86.
Sproles, Darren - San Diego Chargers 2005-10, New Orleans Saints 2011-13, Philadelphia Eagles 2014-17.
 Stephenson, Milford - San Francisco 49ers 2001.
 Stiverson, Boston - Dallas Cowboys 2016.
 Strozier, Art - San Diego Chargers 1970-71.
 Stucky, John - British Columbia Lions 1970.
 Swift, Justin - Houston Texans 2003; Atlanta Falcons 2004.
 Switzer, Marvin - Buffalo Bills 1978.
 Switzer, Veryl - Green Bay Packers 1954-55, Calgary Stampeders 1958, Montreal Alouettes 1959-61.

T

Tackwell, Charles - Minneapolis Redjackets 1930, Frankford Yellowjackets 1930-31, Chicago Bears 1931-33, Cincinnati Reds 1933-34.
 Tannahill, Travis - Cleveland Browns 2013.
 Taylor, Cecil (Corky) - Los Angeles Rams 1955, 1957.

Terry, James - San Diego Chargers 2004, Calgary Stampeders 2005.
Thomas, Daniel - Miami Dolphins 2011-14, 2016, Chicago Bears 2015.
 Thompson, Bobby - Winnipeg Blue Bombers 1979-83, Hamilton Tiger-Cats 1984.
 Thompson, Tramaine - Atlanta Falcons 2014.
 Toggai, Jerry - Atlanta Falcons 2002.
Tuggle, Justin - Houston Texans 2014-15, Cleveland Browns 2016, Toronto Argonauts 2017.

W

Wade, Dewey - San Francisco 49ers 1956
 Walker, Bobby - Rhein Fire 2004.
 Walker, James - Ottawa Rough Riders 1980-81, Kansas City Chiefs 1983, Calgary Stampeders 1985-86, Saskatchewan Roughriders 1986.
 Waters, Jake - Seattle Seahawks 2015, Hamilton Tiger-Cats 2016.
 Walker, Reggie - Arizona Cardinals 2009-12, San Diego Chargers 2013-14, Denver Broncos 2015.
 Wallace, Taco - Seattle Seahawks 2003-04, 2006, Green Bay Packers 2005, Edmonton Eskimos 2007.
 Washington, Rashad - New York Jets 2004-07.
 Webber, Howard - Kansas City Cowboys 1924-25, Cleveland Bulldogs 1925, Hartford Blues, New York Giants, Kansas City Cowboys 1926, Cleveland Bulldogs 1927, Green Bay Packers 1928, Providence Steam-roller 1930, Newark Tornadoes 1930.
 Weiner, Bernard - Brooklyn Dodgers 1942.
 Weiner, Todd - Seattle Seahawks 1998-2001, Atlanta Falcons 2002-08.
 Welch, John - Chicago Bruisers 1989.
Whitehair, Cody - Chicago Bears 2016-17.
 Williams, Cedrick - Houston Texans 2005, Calgary Stampeders 2006-07.
 Williams, George - New Jersey Gladiators 2002, Las Vegas Gladiators 2003, Orlando Predators 2004, New York Dragons 2006.
 Williams, Melvin - New Orleans Saints 2003-04, Miami Dolphins 2004, San Francisco 49ers 2004, Washington Redskins 2005, New Orleans VooDoo 2007-08.
 Williams, Meshak - Baltimore Ravens 2013, Orlando Predators 2014-15.
Willis, Jordan - Cincinnati Bengals 2017.
 Wilson, Braden - Kansas City Chiefs 2013.
 Wilson, Travis - San Diego Chargers 2004, Pittsburgh Steelers 2005, Nashville Kats 2006, Kansas City Chiefs 2006.
 Wiren, Nyle - Tampa Bay Storm 1998-2008.

Y

Yankowski, Ron - St. Louis Cardinals 1971-80.
 Yniguez, Paul - Birmingham Fire 1990-91.
 Young, Ryan - New York Jets 1999-2001, Houston Texans 2002, Dallas Cowboys 2003.

Z

Zickefoose, Charles - Calgary Stampeders 1957-58.
 Zimmerman, Ty - New Orleans Saints 2014.

NFL, NFL Europe, CFL, USFL and Arena League

Active players as of June 26, 2017, in bold.



Year	Name, Pos., NFL Team	Rd	Overall
1937	Maurice Elder, B, Boston	3rd	26
	Rolla Holland, G, Boston	7th	66
	Paul Fanning, T, Philadelphia	9th	81
1940	Elmer Hackney, B, Philadelphia	11th	102
	Don Crumbaker, E, Philadelphia	15th	142
	Bill Beezley, T, Philadelphia	20th	193
1941	Bernie Weiner, T, Brooklyn	11th	98
1944	Mike Zeleznak, B, Boston	11th	131
	Jack Bortka, B, Chicago Bears	22nd	249
1945	Earl Haury, T, Brooklyn	9th	100
	Jim Ungles, B, Pittsburgh	14th	155
	Mike Vargon, E, Chicago Bears	21st	238
1946	Dale Cowan, T, L.A. Rams	29th	290
1948	Rollin Prather, E, Baltimore	18th	115
	Mike Zeleznak, B, N.Y. Yankees	25th	176
1950	Rollin Prather, E, Chicago Bears	7th	87
1953	Jack McShulski, E, N.Y. Giants	13th	—
1954	Veryl Switzer, B, Green Bay	1st	4
1955	Corky Taylor, B, L.A. Rams	2nd	18
	Ron Marciniak, G, Washington	7th	79
	Tom Ebert, E, Cleveland	19th	228
	Dewey Wade, E, San Francisco	25th	297
1956	Ron Nery, T, NY Giants	7th	80
	Jim Furey, C, Cleveland	13th	156
	Jim Rusher, E, Baltimore	29th	342
1958	Ralph Pfeifer, B, Detroit	7th	82
	John Keelan, T, Chicago Cardinals	9th	97
	Gene Keady, B, Pittsburgh	19th	222
	Ted Stahura, T, San Francisco	30th	358
1959	John Stolte, T, Philadelphia	29th	339
1960	John Littlejohn, B, Green Bay (NFL)	16th	185
	John Littlejohn, HB, Buffalo (AFL)	—	—
	Joe Vader, E, Dallas Texans (AFL)	—	—
1961	Dale Evans, B, St. Louis (NFL)	6th	78
	Dale Evans, HB, Denver (AFL)	6th	—
	Cedric Price, E, Dallas Texans (AFL)	30th	—
1963	Willis Crenshaw, B, St. Louis	9th	114
1964	Joe Provenzano, T, Detroit	17th	229
1965	Ron Barlow, FB, NY Jets (AFL)	7th ^	—
	Doug Dusenbury, K, Pittsburgh	16th	214
	Ron Barlow, T, Dallas	20th	271
1966	Bill Matan, E, NY Giants (NFL)	8th	118
	Bill Matan, DE, Miami (AFL)	9th	—
	Willie Jones, DE, St. Louis	18th	271
1968	Danny Lankas, LB, St. Louis	16th	421
1969	Cornelius Davis, RB, Minnesota	5th	121
	Larry Brown, RB, Washington	8th	191
	Dave Jones, FL, Cleveland	11th	280
	Bob Coble, P, Chicago Bears	15th	378
1970	Lynn Larson, T, Chicago Bears	4th	79
	Manuel Barrera, LB, Pittsburgh	6th	131
	Mack Herron, RB, Atlanta	6th	143
	Ira Gordon, T, Philadelphia	8th	190
	Charles Collins, WR, St. Louis	12th	292
	Randy Ross, LB, Kansas City	16th	413
1971	Clarence Scott, DB, Cleveland	1st	14
	Lynn Dickey, QB, Houston	3rd	56
	Mike Montgomery, RB, San Diego	3rd	65
	Dean Shaternick, T, San Francisco	5th	114
	Ron Dickerson, DB, Miami	7th	178
	Russell Harrison, RB, L.A. Rams	13th	331
1972	Bill Butler, RB, New Orleans	5th	111
	Joe Colquitt, DE, Pittsburgh	7th	159
	Mo Latimore, G, N.Y. Jets	8th	194
	Steve Beyrle, G, New England	8th	195
	John Robertson, DB, N.Y. Giants	11th	262

Year	Name, Pos., NFL Team	Rd	Overall
1973	Rick Ferguson, WR, Pittsburgh	13th	336
	Dennis Morrison, QB, San Francisco	14th	357
1974	Henry Childs, TE, Atlanta	5th	109
	Willie Cullars, DE, Philadelphia	7th	167
	Don Calhoun, RB, Buffalo	10th	249
	Bill Brittain, C, Philadelphia	11th	271
	Fred Rothwell, C, Detroit	13th	325
	John Wells, G, Detroit	15th	377
	Isaac Jackson, RB, Cincinnati	15th	385
1975	Steve Grogan, QB, New England	5th	116
	John Tuttle, WR, Cincinnati	16th	401
	Lee Chaves, DB, Detroit	16th	406
1976	Ira Gordon, G, Tampa Bay	(expansion)	
1978	Gary Spani, LB, Kansas City	3rd	58
1979	Dan Manucci, QB, Buffalo	5th	116
	Charlie Green, WR, Baltimore	12th	306
1980	Eddy Whitley, TE, Baltimore	11th	280
1981	Steve Clark, DT, New England	5th	130
1982	Eugene Goodlow, WR, New Orleans	3rd	66
1986	Barton Hundley, DB, Chicago Bears	10th	277
	Tim Stone, T, Cincinnati	11th	289
1988	Tony Jordan, RB, Phoenix	5th	132
1990	Maurice Henry, LB, Detroit	6th	147
1992	Rogerick Green, CB, Tampa Bay	5th	118
	Russ Campbell, TE, Pittsburgh	7th	179
	Elijah Alexander, LB, Tampa Bay	10th	254
1994	Thomas Randolph, CB, NY Giants	2nd	47
	Andre Coleman, WR, San Diego	3rd	70
1995	Barrett Brooks, OT, Philadelphia	2nd	58
	Chad May, QB, Minnesota	4th	111
1996	Perrell Gaskins, LB, St. Louis	4th	105
1997	Chris Canty, CB, New England	1st	29
	Kevin Lockett, WR, Kansas City	2nd	47
1998	Todd Weiner, OT, Seattle	2nd	47
1999	Martin Gramatica, PK, Tampa Bay	3rd	80
	Jeff Kelly, LB, Atlanta	6th	198
	Ryan Young, OT, New York Jets	7th	223
	Michael Bishop, QB, New England	7th	227
	Justin Swift, TE, Denver	7th	238
	Darnell McDonald, WR, Tampa Bay	7th	240
2000	Darren Howard, DE, New Orleans	2nd	33
	Mark Simoneau, LB, Atlanta	3rd	67
	Damion McIntosh, OL, San Diego	3rd	83
	Lamar Chapman, DB, Cleveland	5th	146
	Frank Murphy, RB, Chicago	6th	170
2001	Quincy Morgan, WR, Cleveland	2nd	33
	Shad Meier, TE, Tennessee	3rd	90
	Monty Beisel, DE, Kansas City	4th	107
	Mario Fatafeh, DT, Arizona	5th	133
	Jarrold Cooper, DB, Carolina	5th	143
	Jerametrius Butler, DB, St. Louis	5th	145
2002	Jon McGraw, FS, New York Jets	2nd	57
	Ben Leber, LB, San Diego	3rd	71
	DeMarcus Faggins, CB, Houston	6th	173
	Josh Scobey, RB, Arizona	6th	185
	Aaron Lockett, WR, Tampa Bay	7th	254
	Rock Cartwright, FB, Washington	7th	257
2003	Terence Newman, CB, Dallas	1st	5
	Terry Pierce, LB, Denver	2nd	51
	Melvin Williams, DE, New Orleans	5th	155
	Taco Wallace, WR, Seattle	7th	224
2004	Nick Leckey, C, Arizona	6th	167
	Rashad Washington, DB, New York Jets	7th	236
2005	Darren Sproles, RB, San Diego	4th	130

Year	Name, Pos., NFL Team	Rd	Overall
2006	Jeromey Clary, OL, San Diego	6th	187
2007	Yamon Figurs, WR, Baltimore	3rd	74
	Thomas Clayton, RB, San Francisco	6th	186
	Zach Diles, LB, Houston	7th	218
2008	Jordy Nelson, WR, Green Bay	2nd	36
	Rob Jackson, DE, Washington	7th	242
2009	Josh Freeman, QB, Tampa Bay	1st	17
2010	Joshua Moore, DB, Chicago	5th	141
2011	Daniel Thomas, RB, Miami	2nd	68
2012	Bryce Brown, RB, Philadelphia	7th	229
2013	Arthur Brown, LB, Baltimore	2nd	56
	Chris Harper, WR, Seattle	4th	123
	Braden Wilson, FB, Kansas City	6th	204
2014	Tavon Rooks, OL, New Orleans	6th	202
2015	Tyler Lockett, WR, Seattle	3rd	69
	Randall Evans, DB, Philadelphia	6th	196
2016	Cody Whitehair, OL, Chicago	2nd	56
2017	Jordan Willis, DE, Cincinnati	3rd	73
	Elijah Lee, LB, Minnesota	7th	232

^ Redshirt Draft

WILDCATS IN FIRST 100 PICKS [42]

Year	Name, Pos., NFL Team	Rd	Pick
1954	Veryl Switzer, B, Green Bay	1st	4
2003	Terence Newman, CB, Dallas	1st	5
1971	Clarence Scott, DB, Cleveland	1st	14
2009	Josh Freeman, QB, Tampa Bay	1st	17
1955	Corky Taylor, B, Los Angeles Rams	2nd	18
1937	Maurice Elder, B, Boston	3rd	26
1997	Chris Canty, CB, New England	1st	29
2001	Quincy Morgan, WR, Cleveland	2nd	33
2000	Darren Howard, DE, New Orleans	2nd	33
2008	Jordy Nelson, WR, Green Bay	2nd	36
1994	Thomas Randolph, CB, New York Giants	2nd	47
1997	Kevin Lockett, WR, Kansas City	2nd	47
1998	Todd Weiner, OT, Seattle	2nd	47
2003	Terry Pierce, LB, Denver	2nd	51
2016	Cody Whitehair, OL, Chicago	2nd	56
2013	Arthur Brown, LB, Baltimore	2nd	56
1971	Lynn Dickey, QB, Houston	3rd	56
2002	Jon McGraw, FS, New York Jets	3rd	57
1995	Barrett Brooks, OT, Philadelphia	2nd	58
1978	Gary Spani, LB, Kansas City	3rd	58
1971	Mike Montgomery, RB, San Diego	3rd	65
1937	Rolla Holland, G, Boston	7th	66
1982	Eugene Goodlow, WR, New Orleans	3rd	66
2000	Mark Simoneau, LB, Atlanta	3rd	67
2011	Daniel Thomas, RB, Miami	2nd	68
2015	Tyler Lockett, WR, Seattle	3rd	69
1993	Andre Coleman, WR, San Diego	3rd	70
2002	Ben Leber, LB, San Diego	3rd	71
2017	Jordan Willis, DE, Cincinnati	3rd	73
2006	Yamon Figurs, WR, Baltimore	3rd	74
1970	Lynn Larson, T, Chicago Bears	4th	79
1955	Ron Marciniak, G, Washington	7th	79
1999	Martin Gramatica, PK, Tampa Bay	3rd	80
1956	Ron Nery, T, New York Giants	7th	80
1937	Paul Fanning, T, Philadelphia	9th	81
1958	Ralph Pfeifer, B, Detroit	7th	82
2000	Damion McIntosh, OL, San Diego	3rd	83
1950	Rollin Prather, E, Chicago Bears	7th	87
2001	Shad Meier, TE, Tennessee	3rd	90
1958	John Keelan, T, Chicago Cardinals	9th	97
1941	Bernie Weiner, T, Brooklyn	11th	98
1945	Earl Haury, T, Brooklyn	9th	100

Cooper, James K. 1961-63.....	E
Cooper, Jarrod 1997-98-99-2000.....	SS
Cooper, John 2003.....	WR
Cooper, Thomas A. 1961.....	QB
Cooper, William 2012-13.....	OL
Coppenbarger, Ronnie 1970-71-72.....	DB
Copping, Farley D. 1898.....	
Corbin, Richard W. 1955-56-57.....	QB
Cordelli, Anthony M. (Tito) 1954-56.....	T
Corrigan, Lawrence T. 1961-62-63.....	QB
Corrigan, Richard E. 1959-60-61.....	T
Cottle, Charles F. 1963-64-65.....	FB
Cotton, Brent 1985-86-87.....	TE
Couch, James 1974-76.....	FB
Couchman, Colborn 2013-14-15-16.....	LB
Cowan, Dale 1943-44-45-46.....	T
Cowan, Jared 2003.....	DL
Cowell, E.R. 1919-20.....	QB/HB
Cowell, Warren C. 1919-20-21.....	FB
Cowings, Todd 1986-87.....	WR
Cox, Clayton 2007.....	DE
Cox, Kerwin 1975-76.....	WR
Cox, Michael 1980-81-82.....	TE
Coxen, Harry H. 1912-14.....	C
Crandell, Paul H. 1953.....	E
Crawford, Charles G. 1981-82-83-85.....	FB
Crawford, John 1988-89.....	DL
Crawley, John C. 1936-37.....	E
Creed, Lloyd Michael 1969-70-71.....	WR
Crenshaw, Willis C. 1960-62-63.....	FB
Creswell, David M. 1971.....	T
Creviston, Elmer G. 1949-50-52.....	FB
Crews, Gabe 2007-08.....	DT
Crews, Tyrone 1976-77-78-79.....	LB
Crim, George 1946.....	
Crist, Gwinn 1943.....	
Cromleigh, James 1976-77.....	OL
Cronkite, Henry O. 1929-30-31.....	E/DL
Crosby, William E. 1973.....	DT
Croyle, George S. 1907-08-09-10.....	HB
Crumbaker, Don 1937-38-39.....	E
Cuba, Jayson 2008.....	TE
Cullars, Willie 1972-73.....	DE
Culver, Chuck 1991-92.....	DB/RB
Cummins, Randall 1998-99-2000.....	C
Cunningham, J.C. 1901-04.....	
Cunningham, James 1972.....	HB
Cunningham, Sol Whitney 1904-07.....	QB
Curt, Evan 2016.....	OL
Curry, Brian 1985.....	G
Curry, Robert 1947.....	QB
Cusic, W.D. 1912-13.....	OL

Dickerson, Ronald L. 1968-69-70.....	DB
--------------------------------------	----

Dickerson, W.E. 1971.....	
Dickey, Clifford Lynn 1968-69-70.....	QB
Dickey, Darrell Ray 1979-80-81-82.....	QB
Diehl, Ross 2006-07.....	LB
Diles, Zach 2005-06.....	QB
Dillon, Tom 1987-88.....	TB
Dimel, Dana 1985-86.....	T
Dimel, Winston 2015-16.....	FB
Dimmitt, H.A. 1928.....	E
Dirk, Duane 1976-77-79.....	DT
Dishon, Trey 2016.....	DT
Divilbiss, Dan 2000.....	C
Doddrill, J.M. 1915-16.....	LB
Doerr, Ryan 2009-10-11-12.....	P
Dold, Logan 2008-09-10-11.....	RB/DB
Doll, Raymond 1931-33.....	B
Donaldson, Amos R. 1978-79-80-82.....	G
Doolen, Arthur H. 1922-24.....	OL
Dorsey, Floyd 1974-75-76-77.....	RB
Dotson, Lin 1996.....	WR
Doty, Jon 2002-03-04.....	T
Douglas, Ethan 2012.....	OL
Douglas, James M. 1925-26-27.....	FB
Douglass, Robert 1936.....	G
Dowell, Russell T. 1960-61-62.....	FB
Dowling, Laton 2011-12-13-14.....	DE
Dozier, Cedric 2016.....	DB
Draper, Brent 2008.....	TE
Draper, Terry M. 1968-69-70.....	WR
Dresser, Henry D. 1913.....	QB
Drew, John A. 1961.....	E
Drinkgern, Kaleb 2008, 2011.....	OL
Drouillard, Jeff 1986.....	G
Drown, James 1944.....	G
Dubois, Norman P. 1969-70-71.....	DE
Duckers, John W. 1969-70.....	WR
Dudley, Bernard C. 1951-52-53-54.....	HB
Dukelow, James D. 1968-69-70.....	LB
Dulan, Antoine 1988-89.....	RB
Duncan, James M. 1966-67.....	T
Duncan, Lawrence 1940-41-42.....	T
Duncan, Roosevelt 1976-77-78-79.....	FB
Dunlap, C.E. 1926.....	E
Dunn, Marc 2001-02.....	QB
Dunnigan, James 2001-02.....	CB
Durant, Edwin Irwin 1899.....	
Durham, Johnathan 2016.....	HB
Dusenbury, Douglas K. 1962-63-64.....	DB
Duwe, Kent 1939-40-41.....	FB
Dvorak, Rockey 1985-86.....	T

E Eagle, Ray 1994-95.....	DT
Easterwood, Robert 1986-87-88.....	DB
Eaton, Stephan L. 1971-72.....	DT
Ebert, Thomas E. 1951-54.....	E
Eby, Andy 1999-2000-01.....	G
Echols, Quintin 2003-04-05-06.....	G
Eckardt, Kenneth A. 1966-67-68.....	DT
Edmonds, Scott 2003-04-05.....	DE
Edwards, Albert R. 1925-26-27.....	E
Edwards, E.J. 1909.....	HB
Edwards, Jim B. 1934-35.....	FB
Edwards, L.T. 1974-75.....	TB
Edwards, Leon 1992-93-94.....	RB
Edwards, Lewis Sidney 1899.....	
Ehret, Delbert 1948.....	
Ehrlich, Al 1926.....	E
Ehrsam, A.W. 1897.....	
Eisenhauer, Terry 1983.....	SS
Ekeler, Mike 1991-92-93-94.....	LB
Elder, Darrell K. 1960-61-62.....	E
Elder, Maurice L. 1934-35-36.....	FB
Elder, Todd 1984-85-86.....	WR
Elliot, George R. 1909-10.....	E
Elliott, Earl 1944.....	HB
Elliott, Larry A. 1954.....	QB
Ellis, Donald J. 1961.....	G
Ellis, Harlan 1943.....	G
Ellis, Ray 1936-37.....	E
Engelland, William 1941-42.....	E
Enin-Okut, James 1987-88-89.....	LB
Enlow, Charles R. 1916-17-19.....	T
Enns, Karl C. 1925-26-27.....	QB
Enns, Nicholas 1913-14.....	FB
Epps, Aderius 2013.....	OL
Epps, Frederick Wm. 1898.....	
Epps, Jack 1983-84-85.....	SS
Erickson, Oscar Jr. 1941-46.....	
Erickson, William 1942.....	C
Erker, Andrew 2006-07-08.....	DB
Errington, C. Hugh 1928-29.....	G/DL
Ertz, Jesse 2014-16.....	QB
Estes, Lloyd D. 1949.....	PR/K
Estes, Ross O. 1945-48-49-50.....	HB
Eteuini, Malo 1978.....	G
Eubanks, Willone E. 1972-73.....	LB

Evans, Derrick 2002.....	WR
Evans, H. 1904.....	
Evans, Jay Dale 1958-59-60.....	HB
Evans, Jerome 1996-97.....	DT
Evans, Justin 2005.....	QB
Evans, T. Marion 1927-28-29.....	QB
Evans, Randall 2011-12-13-14.....	DB
Evans, Robert 1977-78.....	CB
Everley, Eric 1999-2000-02.....	DT
Evridge, Allan 2005.....	QB

F Faerber, Tom 1978-79.....	LB
Faggins, DeMarcus 2000-01.....	CB
Fagler, Paul 1937-38.....	
Fair, Eugene 1939-40.....	QB
Fairbank, Paul E. 1930-31.....	E
Fairman, Charles 1938-40.....	G
Fairman, H. 1917.....	FB
Falk, Max C. 1958-59.....	HB
Fanning, Paul K. 1934-35-36.....	DL
Fanshier, Robert 1942-46-47.....	OL
Faraimo, Iosefatu 1981-82.....	TB
Farinella, Charles 1952.....	DE
Fatafeh, Mario 1999-2000.....	DT
Faubion, Hiram Henry 1949-50-51.....	HB
Faubion, J. William 1943-44.....	HB
Faubus, C.L. 1970.....	C
Faulkner, Chad 1986-87-88-89.....	G
Faunce, Troy 1985-86.....	P
Faustin, Vlad 2006-07-08.....	DT
Feather, Elwin E. 1924-25-26.....	FB
Felder, Antonio 2008-09-10.....	LB
Feldman, Joe 1988.....	K
Felpe, Clemens I. 1911-12.....	C
Ferguson, Rick B. 1970-72.....	WR
Ferguson, Clayton Jr. 1971-72.....	DT
Ferguson, Thomas 2009-10-11-12.....	DB
Fields, Roman 2012.....	LB
Figurs, Yamon 2004-05-06.....	WR
File, Lee 2003.....	DE
Finan, T.J. 2005.....	LS
Finau, Alana 2012-13.....	DE
Finrock, John R. 1960.....	HB
Finley, John L. 1948.....	
Finney, B.J. 2011-12-13-14.....	OL
Fiser, Doug 1984.....	DB
Fiser, Lud 1929-30.....	HB
Fisher, Parrish 2005.....	RB
Fisher, William 1977-78.....	SS
Fitzgerald, Jeffrey 2009.....	DE
Fitzgerald, L.D. 1954.....	E
Fitzner, Bryce 2016.....	OL
Fleck, Theodore 1925-26-27.....	E
Fleming, Jack K. 1935-36.....	HB
Fleming, Shawn 1988-89.....	G
Flenhorpe, Don 1933-34-35.....	DL
Fogle, DeShawn 1993-94-95-96.....	LB
Foketi, Manase 2010.....	OL
Foote, Mitch 1980.....	LB
Forbes, Blair C. 1933.....	G
Forst, Dart 1994.....	
Fowler, George G. 1981-84-85.....	DT
Fox, Phil 1896.....	
Frankenhoff, C.A. 1917.....	T
Franks, 1899.....	
Frantz, Scott 2016.....	OL
Franz, John E. 1922.....	T
Fraze, Dennis 1974-75-76.....	LB
Freeland, James R. 1933-34.....	E
Freeman, A.H. 1927-28-29.....	DL
Freeman, Gary L. 1972-73-74.....	T
Freeman, Josh 2006-07-08.....	QB
Freeze, Colten 2008-09-10-11.....	OL
French, John R. 1958-59.....	E
Frick, Forris 1944.....	E
Friedrich, Alan 1987-88-89.....	TE
Frieson, Michael 2006.....	OL
Frigon, Blake 1995-96.....	C
Fulhage, D.J. 2008-09.....	P
Fulhage, Scott A. 1981-82-83-84.....	P
Fulmer, Brad 1985.....	DT
Furey, James A. 1953-54-55.....	C

G Gale, J. Darren 1980-81-82.....	SS
Gallagher, Cliff 1918-19.....	HB
Gallagher, William J. 1958-59-61.....	FB
Gallon, Eric 1989-91-92.....	RB
Gammon, Blaise 2016.....	TE
Gangwish, Matt 1996-97.....	FB
Gantz, Gabe 2008.....	TE
Garber, Matt 1990-91-92.....	QB
Garner, Laird 1990-91.....	WR
Garcia, James 1995-96-97-98.....	P
Garrett, David 2009-10-11.....	DB
Garst, Kyle 1992.....	LB

Garver, Matt 1986-87.....	T
Garvin, Byron 2004-05-06-07.....	DB
Gaskins, Greg 2005-06-07.....	LB
Gaskins, Percell 1993-94-95.....	LB
Gatz, Ike F. 1917-18-19-20.....	T
Geary, Will 2014-15-16.....	DL
Gehlbach, Walter R. 1948-49-50.....	T
Gentry, Austin P. 1951-52-53.....	G
George, Chester A. 1958.....	G
George, Tearius 2004-05.....	P
Gerla, Rick 2002.....	DE
Gibson, Oscar J. 1968-69-70.....	LB
Gill, Howard Eugene 1948-50.....	HB
Gilles, Fred N. 1899-1900.....	G
Gingery, Howard L. 1916-19.....	
Gingery, J.B. 1907-08-09.....	T
Ginther, Jim 1978-79.....	K
Givens, Hoyt 1950.....	HB
Glatz, Gary F. 1970-71-72.....	DT
Glaze, Raymond C. 1955-56-57.....	FB
Gleue, David 1990-91.....	T
Godfrey, Gary L. 1968.....	LB
Godinet, Randall 1985.....	E
Godinet, Taylor 2014.....	DE
Goerger, John M. 1970-71-72.....	WR
Goerke, D.A. 1920.....	G
Goff, John H. 1948-49-50.....	FB
Goforth, John 1944.....	E
Goldner, Dan 1986-87.....	WR
Gonzalez, Daniel 2006-07.....	DT
Gonzalez, Tony 1990-91.....	LB
Goode, Rob 1985-86-87-88.....	NG
Gooden, Eric 1998.....	RB
Goodnow, Mike 1999.....	K
Goodpasture, Donald T. 1959-61-62.....	OL
Goolsby, Brian 1995-96-97-98.....	DB
Goolsby, Denzel 2016.....	DB
Gordon, Joe 1993-94-95-96.....	CB
Gordon, Ira C. 1968-69.....	T
Gosch, Neil 1999-2000-01.....	LS
Gowdy, Kenneth K. 1951-52-53.....	C
Gowing, Tommy L. 1955.....	
Goyno, Richard M. 1965-66-67.....	NG
Gragg, Dennis L. 1973-74.....	LB
Graham, Ralph M. 1931-32-33.....	FB
Gramatica, Martin 1994-95-97-98.....	K
Graves, Roy R. 1906.....	
Gray, Rickey E. 1973-74-75.....	DT
Gray, Ty 1988.....	FB
Grechus, James W. 1963-64-65.....	HB
Green, Charlie 1976-77-78.....	WR
Green, Mack 1977-78.....	TB
Green, Mont 1904.....	
Green, Rogerick 1988-89-90-91.....	CB
Green, Travis 2014.....	DB
Greene, Kelly 1991-92-93-94.....	TB
Greenwood, Ross 1993-94-95-96.....	G
Gregory, Grant 2009.....	DE
Greve, William B. 1965-66-67.....	QB
Griffing, O. Dean 1933-34.....	C
Griffith, Ekwensi 1989-90-91-92.....	DT
Griffith, Tony 2005.....	DB
Grimes, James Theodore 1945-47.....	QB
Grogan, Steven J. 1972-73-74.....	FB
Gronkowski, Glenn 2013-14-15.....	TE
Grosdidier, Jarrett 1994-95-96-97.....	FB
Grosse, Ben E. 1956-57-58.....	HB
Grush, Doug 1990-91.....	T
Guice, Gracen 1975.....	SS
Guidry, Raphael 2008-09-10-11.....	DL
Gump, Robert H. 1930.....	
Gwinn, Francis 1942.....	RB

H Hagg, Chris 1975-76.....	T
Haas, Harvey W. 1944-45.....	E
Habiger, Frank J. 1898.....	
Hackl, Frank 1913.....	
Hackney, Elmer 1937-38-39.....	FB
Hackney, Gerald E. 1948-49.....	FB
Hackney, Troy 1996-97-98.....	WR
Hafferty, John J. 2004-05-06.....	OL
Hafferty, John 1976-77-78.....	C
Hageman, 1901.....	
Haggman, E.A. 1905-06.....	G
Hahn, Isaac 1911.....	
Hahn, Ray 1918-20-21-22.....	G
Hall, Joe 1999-2001.....	RB
Hall, Olu 2008.....	LB
Hall, Pat 1983-84-85.....	FS
Halliburton, Willie 1986-87.....	DB
Hamel, David 2003.....	P
Hamler, R.E. 1926-27.....	C
Hamlin, Howard E. 1942-45.....	C
Hamlin, Kenneth 1939-40.....	
Hamm, Lucas 2010.....	FB
Hammes, Ethan 2013.....	P

Table listing all-time lettermen with columns for Name, Year(s), and Abbreviation. Includes entries for Lucas, Cornelius (1910-12-13) through Neese, Rimmer (2006) and Neely, Shelby M. (1927-31-32) through Pearl, Ivan W. (1980-81-82-83).

Vohoska, Kevin R. 1971-72-73.....	SS
Vrooman, John L. 1965-66.....	LB
W	
Waddock, 1898.....	
Wade, Alonzo 1974.....	WR
Wade, Dewey 1951-52.....	FB
Wade, Jay 1985.....	FL
Wafford, Greg 2005-06.....	OT
Wagner, George S. "Doc" 1896-97.....	
Wagner, Bradley 1976-77.....	T
Wakefield, Mike 1975-76-77.....	G
Walczak, Alexander M. 1966-67.....	T
Walker, Bobby 2001-02.....	DB
Walker, Carroll 1904-05-06.....	E
Walker, James 1977-78-79-80.....	DE
Walker, Jonathon L. 1955.....	LT
Walker, Ken 1930.....	
Walker, Lance 1990-92.....	WR
Walker, Reggie 2016.....	DE
Walker Jr., Reggie 2005-06-07-08.....	LB
Walker, Tre 2010-11-12-13.....	LB
Wall, William 1950.....	HB
Wallace, David 1983-85-86-87.....	LB
Wallace, Jack P. 1949-50.....	T
Wallace, Mike K. 1981-82-83-84.....	WR
Wallace, Lawrence "Taco" 2002.....	WR
Wallerstedt, Chad 2001.....	LB
Wallerstedt, Matt 1984-85-86-87.....	LB
Walling, Thurman 1942.....	E
Walsh, Nick 2014-15-16.....	P
Walters, Ralph E. 1960.....	G
Ward, Nick 2011.....	OL
Warmack, Dalvin 2015-16.....	RB
Warren, Dick 1983-84-85.....	FL
Warren, Doug 1988-89-90-91.....	G
Warren, Kenneth W. 1934-35-36.....	FB
Warren, Nick 1998-99-2000-01.....	TE
Wasemiller, Timothy G. 1973-74-75.....	C
Washington, Greg 1988.....	WR
Washington, Rashad 2000-01-02-03.....	RB
Washington, Steve 1999-2000-01-02.....	OL
Wassberg, Ivan 1934-35-36.....	C
Waters, Jake 2013-14.....	QB
Watkins, James 1940-41.....	E
Watkins, John W. 1967.....	G
Watson, John 1945.....	
Watson, Paul 1988-89-90-91.....	QB
Watts, Freddie 1961.....	QB
Watts, Marcus 2004-05-06-07.....	WR/DB
Weatherby, David J. 1944.....	E
Webb, Allen 2004-05.....	QB
Webber, Henry G. 1922-23.....	E
Weber, Adam 2014.....	FB
Weber, Stanley J. 1980-83-84.....	QB
Weber, Stanton 2012-13-14-15.....	WR
Webster, Ronnie 1944-47.....	HB
Wecker, Michael A. 1973.....	LB
Wegerer, Louis W. 1973-74-75.....	DE
Wehrle, L.P. 1911-12-13.....	G
Wehrman, Casey 1995-96-97.....	LB
Wehrman, Shelby 1996-97-98-99.....	LB
Weibert, Wade 2009-10.....	OL
Weiler, William 1945.....	
Weiner, Bernard 1938-39-40.....	G
Weiner, Michael 2004.....	G
Weiner, Todd 1995-96-97.....	T
Weinhold, Dennis G. 1972.....	T
Welch, John 1984-85-86.....	QB
Weller, Harold R. 1928-29-33.....	QB/HB
Wells, Eddie D. 1916.....	
Wells, Forrest N. 1968-69.....	WR
Wells, John J. 1971-72-73.....	G
Wentling, Wade A. 1978-79-80-82.....	DT
Wentzel, Mark 1985-86.....	WR
Wentzel, Scott W. 1981-82-84-85.....	SS
Wertzberger, Melvin H. 1931-32-33.....	
Wesley, Martez 1998-99-2000.....	WR
West, Steven 2014-15-16.....	WR
Weybrew, Neil 1930-31-32.....	T
Whearty, Riley R. 1935-36.....	C
Whedon, Edwin F. 1916-17.....	T
Wheeler, Mike 1989.....	WR
Whipple, C.E. 1905.....	
Whipple, G.E. 1908-09-10.....	FB
White, Corey 2001-02.....	DT
White, Lindbergh 1972.....	SS
White, Michael D. 1965.....	QB
White, Scott 1983-85-86.....	LB
Whitehair, Cody 2012-13-14-15.....	OL
Whitehead, Robert T. 1953-54-55.....	QB
Whitfield, Kerr 1924.....	RB
Whitley, Eddy 1976-77-78-79.....	TE
Whitlock, Merle 1938.....	HB
Whitney, George C. 1957-58-59.....	HB
Whittle, Loren 1987-88.....	LB
Wiggins, George 1929-30-31.....	FB

Wight, J.W. 1996-97.....	LS/TE
Wilbur, B.N. 1905-07.....	G
Wild, Darrel E. 1982-83.....	WR
Wiider, Marshall P. 1914-15-16.....	HB
Wilkins, Lysle 1939-40-41.....	FB
Wilkinson, Richard K. 1964-65-66.....	G
Wilkinson, W.J. 1904.....	
Williams, Anthony 1989-90.....	DT
Williams, Greg 2003-04.....	DB
Williams, Dean 1973-74.....	WR
Williams, Earl E. 1941-42-48.....	QB
Williams, George 1999.....	WR
Williams, Jabbar 1995.....	
Williams, John 1986-87.....	WR
Williams, Kyle 2005-06.....	DB
Williams, Lucillious 1970.....	E
Williams, Melvin 1999-2000-01-02.....	DE
Williams, Meshak 2011-12.....	DE
Williams, Randy 1984-85.....	QB
Williams, Robert E. 1906.....	
Williams, Tony 1990-91-92.....	DT
Williams, Turrelle 1996-98-99-2000.....	LB
Williamson, Jack 1980-82.....	NG
Willis, Jordan 2013-14-15-16.....	DE
Willis, Larry 1983.....	C
Willis, Steve P. 1981-82-83-84.....	C
Wilson, Braden 2009-10-11-12.....	FB
Wilson, Cedric 2006-07-08.....	WR
Wilson, Cletis L. 1952-53-54.....	G
Wilson, Dillon 2015.....	PK
Wilson, Ira A. 1907.....	
Wilson, Keith 1955-56-57.....	HB
Wilson, Kerry 1979-80.....	G
Wilson, Mike 2002-03.....	LS
Wilson, Otis 1923-24-25.....	QB
Wilson, Ray 1984-85-86-87.....	FB
Wilson, Travis 2002-03.....	FB
Winchell, Tom 1974.....	TE
Winchester, John G. 1959-60.....	E
Winfrey, Dennis R. 1962-63.....	OL
Winters, M.S. 1918-19-20.....	E
Wiren, Nyle 1993-94-95-96.....	DE
Witherspoon, James 1982-83-84-85.....	WR
Wolford, Eric 1990-91-92-93.....	G
Wolgst, Richard 1940.....	
Wood, Tanner 2014-15-16.....	DE
Woodard, Jesse 1996-97.....	TE
Woods, Justin 2008.....	RB
Woodside-Heit, Marcus 2012.....	LS
Woodward, Daniel F. 1963-64-65.....	G
Woody, Forrest 1923.....	
Wooldrige, Malcom 2004.....	G
Wright, 1899.....	
Wright, Dale 1946.....	
Wright, Jarett 2010.....	LB
Wright, Tate 1990-91-92-93.....	K
Wright, W.W. 1914-15-16.....	C
Wunderly, Fred 1991.....	LB
Wyatt, Darrell 1988.....	WR
Wywadis, Walt 1977-78-79.....	T
Y	
Yandell, Don 1922.....	HB
Yandell, Kenneth 1924.....	RB
Yankowski, Ronald W. 1969-70.....	DT
Yarnell, Lloyd P. 1969-70-71.....	FL
Yates, Derrick 2000.....	SS
Yeager, James 1928-29-30.....	DL/G
Yemm, Pete 2008.....	DL
Yrignuez, Paul 1987-88-89.....	C
Young, F. 1918.....	
Young, George A. 1911.....	
Young, Mark 1988.....	DL
Young, Reggie 1977-78-79.....	T
Young, Ryan 1995-96-97-98.....	T
Z	
Zabelin, Eric 1987-88-89.....	G
Zadnik, Donald E. 1955-56-57.....	E
Zeckser, Walter 1930-31-32.....	G
Zeke, Scott 1988.....	LB
Zelezak, Michael 1941-42-46-47.....	FB
Zeller, Eldon W. 1953.....	HB
Zickefoose, Charles E. 1953-54-55.....	E
Zier, Mark B. 1973-74-75.....	T
Zimmerman, Ty 2010-11-12-13.....	DB
Zitnik, Joseph 1935.....	E
Zollars, Eldon 1948.....	C
Zoller, C.L. 1907-08-09-10.....	T
Zuber, Isaiah 2016.....	WR
Zumalt, Clifford Ray 1948.....	

ALL-TIME TEAM CAPTAINS

1896	Leonard Poston	1975	Louis Wegerer	1999	Mark Simoneau
1897	George Wagner		Paul Smith		Lamar Chapman
1898	George Tulloss		Carl Pennington		Jarro Cooper
1899	R. Thompson		Timothy Wassemiller		Jonathan Beasley
1900	E.E. Pangborn	1976	Carl Pennington	2000	Aaron Lockett
1901	W.H. Spencer		Gary Spani		Jarro Cooper
1902	N.L. Towne	1977	Gary Spani		Ben Leber
1903	R. Thompson		Wendell Henrikson		Randall Cummins
1904	Carroll Walker	1978	none		Jonathan Beasley
1905	W.T. Scholz	1979	Tyrone Crews	2001	Aaron Lockett
1906	Carl Mallon		Roosevelt Duncan		Ben Leber
1907	J.S. Montgomery		Tim Buchanan		Terry Pierce
1908	O.W. Hunter		Brad Horchem		Josh Scobey
1909	J.B. Gingery	1980	James Walker		Jon McGraw
1910	G.S. Croyle		John Liebe	2002	Marc Dunn
1911	Jacob Hunter		Don Birdsey		Nick Leckey
1912	C.I. Phelps	1981	none		Terence Newman
1913	F.H. Loomis	1982	Jim Kennedy		Terry Pierce
1914	M.E. Agnew		Vic Koening	2003	Josh Buhl
1915	E.W. Skinner		Dan Ruzich		Nick Leckey
1916	John Barnes	1983	Eric Mack		Ell Roberson
1917	J.A. Clark		L.E. Madison		Andrew Shull
1918	L.W. Randels		Jim Northcutt		Rashad Washington
1919	L.A. Bogue		Reggie Singletary	2004	Jermaine Berry
1920	Ike Gatz	1984	Stan Weber		Brian Casey
1921	R.E. Cleland		Damian Johnson		Victor Mann
1922	Ray Hahn		Bob Daniels		Darren Sproles
1923	Ralph Nichols	1985	Barton Hundley		Jesse Tetuan
1924	Lynn Munn		Tim Stone	2005	Brandon Archer
1925	H.L. McGee	1986	Kevin Humphrey		Jerome Clary
1926	S.J. Tombaugh		Jeff Hurd		Victor Mann
1927	Jim Douglas		Bob Bessert	2006	Brandon Archer
1928	M.B. Pearson		Todd Moody		Jordy Nelson
1929	A.H. Freeman	1987	Rick Lewis		Blake Seiler
1930	Alex Nigro		Ron Jordan		Greg Wafford
1931	Henry Cronkite		Matt Garver	2007	Ian Campbell
1932	Walter Zeckser		Grady Newton		Josh Freeman
1933	Ralph Graham		Matt Wallerstedt		Jordy Nelson
1934	George Maddox	1988	Tom Dillon		Justin Roland
1935	Ralph Churchill		Jim Oehm	2008	Jordan Bedore
1936	Rolla Holland		Lee Pickett		Ian Campbell
1937	A. Krueger		Mark Porter		Chris Carney
1938	Wood, Tanner 2014-15-16.....	1989	Chad Faulkner		Josh Freeman
1939	Don Crumbaker		Erick Harper	2009	Carson Coffman
1940	Chris Langvardt		Carl Straw		Alex Hrebec
1941	Lysie Wilkins		Maurice Henry		Jeron Mastrud
1942	Francis Gwin	1990	Brooks Barta		Nick Stringer
1943	James Machen		Danny Needham	2010	Carson Coffman
1944	Phillip Lane		Michael Smith		Tysyn Hartman
1945	John Smith		Carl Straw		Alex Hrebec
1946	Russ Hardin	1991	Elijah Alexander		Zach Kendall
1947	Clarence Heath		Paul Watson		Collin Klein
1948	none		Brooks Barta		Emmanuel Lamur
1949	Rollin Prather		Russ Campbell	2011	Clyde Aufner
1950	Joseph Blanchard		Michael Smith		Arthur Brown
	Kenneth Johnson	1992	Brooks Barta		Tysyn Hartman
	Lauren R. Johnson		Eric Gallon		Alex Hrebec (honorary)
1951	none		Matt Garber		Collin Klein
1952	none		Jaime Mendez		Emmanuel Lamur
1953	Tom O'Boyle		Chris Patterson	2012	Arthur Brown
1954	Ronald Marciniak		Reggie Blackwell		B.J. Finney
	Corky Taylor		Quentin Neujahr		Collin Klein
1955	Jim Furey	1993	John Butler		Ty Zimmerman
1956	Ellis Rainsberger		Andre Coleman	2013	B.J. Finney
1957	Ellis Rainsberger		Jaime Mendez		Tyler Lockett
1958	Gene Meier		Quentin Neujahr		Blake Slaughter
1959	Joe Vader	1994	Barrett Brooks		Tre Walker
1960	Dale Evans		Kirby Hocutt		Ty Zimmerman
1961	Al Kouneski		J.J. Smith	2014	Jonathan Truman
1962	Jack King		Laird Veatch		B.J. Finney
1963	Willis Crenshaw	1995	Mitch Running		Tyler Lockett
	Dennis Winfrey		Matt Miller		Ryan Mueller
1964	Robert Mitts		Dirk Ochs		Jake Waters
	Bob Sjogren		Perrell Gaskins		Weston Hiebert
1965	James Grechus		Dederick Kelly		(special teams)
	Bill Matan	1996	Kevin Lockett		Dante Barnett (honorary)
	Willie Jones		Brian Kavanagh		Curry Sexton (honorary)
1966	none		Mario Smith	2015	Cody Whitehair
1967	Danny Lankas		Jason Johnson		Dante Barnett
1968	Dave Jones		Joe Gordon		Travis Britz
1969	John Stucky	1997	Eric Hickson		Morgan Burns
1970	Lynn Dickey		Travis Ochs		Stanton Weber
	Oscar Gibson		Todd Weiner	2016	Dante Barnett
1971	Keith Best		Mark Simoneau		Jesse Ertz
	William Butler	1998	Ryan Young		Jordan Willis
1972	Dennis Morrison		Michael Bishop		Dalton Risner
	Gary Melcher		Eric Hickson	2017	Jesse Ertz
1973	John Wells		Jeff Kelly		D.J. Reed
	Greg Jones		Mark Simoneau		Dalton Risner
1974	Steve Grogan		Travis Ochs		Trent Tanking
	Leslie Chaves		Ryan Young		Dayton Valentine
	Gordon Chambliss				

Assistant Coach	Year(s)
Anderson, "Swede".....	1931
Barnes, Nelson.....	1993
Bates, Jim.....	1975-76
Bennett, Phil.....	1999-2001
Bielema, Bret.....	2002-03
Bocchi, Don.....	1981-84
Bowman, Ken.....	1986
Boyce, Jerry.....	1981-84
Branch, Jesse.....	1967-71, 1974
Breen, Emmett.....	1948-50
Brock, Dave.....	2007-08
Brouhard, Leo.....	1986
Buda, Sandy.....	1975-77
Bumpas, Dick.....	1981-82
Burns, Greg.....	2007
Burns, Keith.....	2010
Cavanugh, Ed.....	1955-58
Clements, Joe Bob.....	2003-2005, 2009-12
Cochrane, O.L. "Chili".....	1931-41
Coe, Charlie.....	1989
Cole, LC.....	1986-87
Coleman, Andre.....	2013-17
Cope, Bob.....	1989-90, 1996
Cormack, Herb.....	1955-59
Cosh, Chris.....	2004-2005, 2009-11
Cox, Bill.....	1973-74
Cox, Mike.....	2012-16
Crawley, John.....	1948
Cudmore, John.....	1951-54
Darnell, Gary.....	1978-82
Davie, Jim.....	1979-83
Deal, Mark.....	1986-88
Deal, Mike.....	1986-88
Dickerson, Ron.....	1973-74
Dickey, Charlie.....	2009-17
Dimel, Dana.....	1989-96, 2009-17
Dimitroff, Tom.....	1973
Dissinger, Ed.....	1958-65
Donnan, Jim.....	1978-80
Driesbach, Chuck.....	1979-83
Dunn, Paul.....	1998-2002
Dunkelberger, Dave.....	1975-77
Elliott, Bob.....	2002-2005
Elliott, Jerry.....	1967-70
Emerson, J.W.....	1977
Evans, Mickey.....	1945, 1949
Fabris, Jon.....	1997-98, 2017
Faiman, John.....	1985
Falks, Frank.....	1971-72
Fello, Bob.....	1999-2001
Fiser, Lud.....	1947-48
Flegal, Dave.....	1986-88
Franchione, Dennis.....	1978-80
Franklin, James.....	2006-07
Frazier, Bob.....	1967-72
Gilstrap, Jim.....	1977
Griffith, Ben.....	1991-93
Grogan, Tom.....	1989-91

Assistant Coach	Year(s)
Gush, Jim.....	1999-2001
Haley, Bob.....	1960-66
Hartmen, Jerry.....	1986-88
Hatcher, Joe.....	1981-83
Hayes, Tom.....	2011-17
Haylett, Ward.....	1928-38
Haymaker, "Doc".....	1931
Heath, Ted.....	1973-74
Hendrick, John.....	1991-92
Hitch, Bob.....	1973-74
Holtz, "Doc".....	1929-31
Horton, Tim.....	2006
Hudson, Ron.....	1995-2002
Humenuik, Ron.....	1994
Jackson, Bobby.....	1970-74
Jackson, Cornell.....	2008
Jones, James.....	2006
Kadlec, Jon.....	1960-65
Kampf, Paul.....	1955-57
Klein, Collin.....	2017
Knorr, Fritz.....	1944-45
Koenning, Vic.....	2009
Kramer, Larry.....	1995-97
LaRue, Jim.....	1951, 1954
LaRue, Ken.....	1960-66
Latina, John.....	1989-1993
Latimore, Mo.....	1978-85, 1994-2017
Lawrence, Don.....	1964-65
Leavitt, Jim.....	1990-95
Leonard, Frank.....	2007-2008
Liddy, Bob.....	1959
Long, Bob.....	1983-85
McCarty, Tim.....	2006-08
McDowell, Gene.....	1970-73
McGee, Jerry.....	1966
McGinnis, Dave.....	1983-85
McGuire, Tim.....	1984-85
McVay, Tom.....	1983-85
Madden, Joe.....	1972
Maddox, "Oss".....	1928-31
Mangino, Mark.....	1994-98
Matsakis, Manny.....	1994
Mertes, Bus.....	1953-54
Miller, Del.....	1989-94, 2002-2005, 2009-16
Miller, Matt.....	1999-2005
Moll, C.S.....	1929
Montgomery, Leroy.....	1967-71
Moran, Lee.....	1975
Morris, Raheem.....	2006
Myers, Frank.....	1929
Naughton, Pat.....	1955-58
Nelson, Carl.....	1942-43
Nelson, Mike.....	1989
Neve, Norvall.....	1947
O'Boyle, Tommy.....	1949-50
Otto, Jim.....	1984-85
Owens, Frank.....	1947
Pendry, Joe.....	1975
Peterson, Greg.....	1995-2005
Pitts, Staley.....	1947
Powell, Don.....	1967-72
Price, Royal.....	1951-54
Pryor, Dean.....	1967-69
Quartaro, Nick.....	1989-93
Rachel, Rich.....	1986-88
Rahne, Ricky.....	2007-10
Ramsey, Kevin.....	1988-90
Reynolds, Bob.....	1958
Robertson, Sam.....	1967-71
Robinson, Bobby.....	1977
Rodgers, Jeff.....	2008
Romaine, Gib.....	1971-72
Root, Frank.....	1928-31
Rowden, Jake.....	1951-52
Ruggiero, Warren.....	2008
Russell, Dougal.....	1946
Sandahl, Al.....	1985
Schutte, Bill.....	1940-41, 1946
Seiler, Blake.....	2013-17
Selcer, Dick.....	1975-77
Selmer, Carl.....	1978-80
Singler, Bill.....	1986-88
Slocum, R.C.....	1971
Smith, Michael.....	1997-2005, 2009-11


ALL-TIME HEAD COACHING RECORDS

Head Coach	Years	W-L-T	Pct.
Ira Pratt.....	1896	0-1-1	.250
A.W. Ehrsam.....	1897	1-2-1	.375
O.K. Williamson.....	1898	1-1-2	.500
Albert Hansen.....	1899	2-3-0	.400
Fay Moulton.....	1900	2-4-0	.333
Wade Moore.....	1901	3-4-1	.438
Cyrus E. Dietz.....	1902	2-6-0	.250
G.O. Dietz.....	1903	3-4-1	.438
Reuben Booth.....	1904	1-6-0	.143
Mike Ahearn.....	1905-10	39-12-0	.765
Guy Lowman.....	1911-14	17-15-3	.529
John Bender.....	1915	3-4-1	.438
Z.G. Clevenger.....	1916-19	19-9-2	.667
Charles Bachman.....	1920-27	33-23-9	.577
Bo McMillin.....	1928-33	29-21-1	.578
Lynn Waldorf.....	1934	7-2-1	.750
Wes Fry.....	1935-39	18-21-6	.467
Hobbs Adams.....	1940-41, 46	4-21-2	.185
Ward Haylett.....	1942-44	6-20-2	.250
Lud Fiser.....	1945	1-7-0	.125
Sam Francis.....	1947	0-10-0	.000
Ralph Graham.....	1948-50	4-26-1	.145
Bill Meek.....	1951-54	14-24-1	.372
Bus Mertes.....	1955-59	15-34-1	.310
Doug Weaver.....	1960-66	8-60-1	.123
Vince Gibson.....	1967-74	33-52-0	.388
Ellis Rainsberger.....	1975-77	6-27-0	.182
Jim Dickey.....	1978-85	25-53-2	.325
Lee Moon.....	1985	1-8-0	.111
Stan Parrish.....	1986-88	2-30-1	.076
Bill Snyder.....	1989-2005, 2009-16	202-105-1	.657
Ron Prince.....	2006-2008	17-20	.459
Totals	121 years	518-635-41	.451

Assistant Coach	Year(s)
Snyder, Sean.....	2011-17
Socolofsky, Charles.....	1942-44
Stanley, Bob.....	2003-2005
Steele, Dale.....	1987-88
Stehley, Don.....	1952-53
Steinberg, Dick.....	1967-69
Stoops, Bob.....	1989-95
Stoops, Mike.....	1992-98
Strahm, Dick.....	1973-74
Sucic, Steve.....	1955-57
Swanson, Wally.....	1945-46
Taylor, Corky.....	1959-63
Taylor, Sherwood.....	1984-85
Tenuta, Jon.....	1988
Thompson, Bobby.....	1978
Thompson, Jerry.....	1966
Tibesar, Tim.....	2006-08
Tonish, Ed.....	1946
Towers, Dick.....	1964-65
Van Sickle, Clyde.....	1951-54
Venables, Brent.....	1996-98
Wade, Dewey.....	1972
Walker, Micky.....	1966
Walker, Paul.....	1948-50
Wallerstedt, Matt.....	2006-07
Walsh, Bill.....	1959
Walstad, George.....	1975-80
Warren, Dewey.....	1974
Warren, Ted.....	1938, 1949
Washburn, L.P.....	1929
Washington, Pat.....	2006
Weber, Bob.....	1973-76
White, Bob.....	1950
Williams, Ivy.....	1975-77
Williamson, Stan.....	1935-39
Worley, Bill.....	1966



mo
LATIMORE
The longest-tenured assistant
coach in school history



BILL SNYDER FAMILY STADIUM

Of the top 25 crowds in school history, 22 have come since 2013, including eight of the top 10

Renamed in honor of legendary head football coach Bill Snyder by a proclamation of the Kansas Board of Regents on Nov. 16, 2005, Bill Snyder Family Stadium will host its 48th season of Wildcat football this fall.

Originally named KSU Stadium, the facility was built at a cost of \$1.6 million and financed from student fees, athletics gate receipts and contributions. The stadium opened its doors Sept. 21, 1968, with a 21-0 shutout of Colorado State. The original seating capacity was set at 35,000, and an expansion in the summer of 1970 added 4,000 permanent bleachers on the east side and 3,000 temporary bleachers on the west side.

Following the 1998 season, the addition of a deck and sky suites on the east side of the stadium increased capacity to more than 50,000. On Nov. 11, 2000, 53,811 fans witnessed Kansas State's 29-28 win over Nebraska. It remains the largest crowd ever to witness a sporting event in the state of Kansas.

Multi-million dollar upgrades to the Vanier Sports Complex, the installation of new video and message boards, including a 23' X 61' ProStar VideoPlus display in the south end zone in 2006, and a complete upgrade of the lower bowl seating for 2007 are some of the major additions to the facility over the last several years.

Bill Snyder Family Stadium's most recent changes include a new playing surface - AstroTurf's Gameday Grass 3D infill system - and new restroom additions to the east side view level in 2011, a \$75 million project to construct the new West Stadium Center in 2013, while the most recent change is the new Vanier Football Complex, with substantial completion in time for the 2015 season.

The following is a rundown of the other facelifts that have been added during the 44-year history of the stadium:

- 1970:** A statewide spring fund-raising drive raised \$250,000 for the installation of AstroTurf, replacing the original natural grass.
- 1972:** The office/dressing room complex at the north end of the stadium was added. It houses all the K-State football offices and has dressing facilities for the Wildcats and their opponents.
- 1980:** New artificial turf was installed prior to the season.
- 1983:** Permanent stadium lights were added allowing the Wildcats to play night games.
- 1987:** An addition to the office/dressing room complex was made in the summer of 1987, which provided more dressing and training room facilities.
- 1989-1992:** A \$2 million renovation project was undertaken to revamp the entire football complex. The result is one of the most spectacular football complexes in the country, complete with plush locker rooms, a 6,500-square foot weight room, state of the art classrooms equipped with the latest video equipment, a training room, a players' lounge and the picturesque Big Eight Room. The

structure now carries the title "Vanier Football Complex" in honor of the Vanier family of Brookville, Kan.

1991: New AstroTurf was laid down prior to the 1991 season, and the field was named "Wagner Field" in honor of Dave and Carol Wagner of Dodge City.

1993: K-State put the finishing touches on its facility improvements with a \$3.3 million five-level press box, including suites, and a \$2.2 million indoor facility.

1996: The \$1 million Academic Learning Center became a part of the Vanier Complex, hosting study facilities for all K-State student-athletes. A \$2.6 million project added a 20x26 foot JumboTron, new scoreboards and marquis messageboard.

1999: Following the 1998 season, the facility underwent a \$12.8 million expansion project. An additional 8,000 permanent seats were added, including a club seating area and 31 additional sky suites. The project raised the total capacity of KSU Stadium to over 50,000 with temporary seating.

2002: A new FieldTurf playing surface is installed. The \$850,000 project was completed in late May of 2002 and features an innovative sand and rubber infill mixture and is the newest technology in competitive field products.

2003-07: The Vanier Football Complex received a complete makeover that includes a new training facility, weight room, equipment room, coaches' offices, meeting rooms, locker room and permanent seating in the north end zone.

2006: New video and message boards are installed at the north and south ends of Bill Snyder Family Stadium at a cost of \$1.7 million. The south end of the stadium receives a fully integrated ProStar VideoPlus display system that measures a whopping 23' X 61'.

2007: The seating in the lower bowl of Bill Snyder Family Stadium is completely upgraded, including new chairbacks below the press box on the west side of the stadium and aluminium benches throughout the balance of the lower bowl. A new stadium sound system was also installed.

2011: Phase I of the Bill Snyder Family Stadium master renovation plan began. A new AstroTurf Gameday Grass 3D infill playing surface was installed as well as construction of additional restroom facilities on the east side view level of the stadium.

2012: Construction began on Phase II of the Bill Snyder Family Stadium master plan - the West Stadium Center. The new \$75 million WSC includes new amenities for all fans at Bill Snyder Family Stadium. New concessions, restrooms, press level, suites, club and loge seating and ticket offices will replace the current west side facilities. Additionally, a new Team Fan Store and Hall of Honor will be included on the main Concourse Level.

2013: Construction on Phase II of the Bill Snyder Family Stadium master plan - West Stadium Center completed in time for the start of the season.

2014: Construction began on Phase III of the Bill Snyder Family Stadium master plan - the new Vanier Football Complex - following the completion of the season.

2015: Construction on Phase III of the Bill Snyder Family Stadium master plan - the new \$65 million Vanier Football Complex - completed in time for the season.

2016: Phase IIIB of the Bill Snyder Family Stadium master plan, which features a new video board, showcase stage for the marching band and visiting locker room, was completed in time for the season.


Note: Prior to the opening of Bill Snyder Family Stadium, the Wildcats played in Memorial Stadium, which opened in 1924 and still stands on the main campus.

LARGEST K-STATE CROWDS

1. 53,811.....	Nebraska - Nov. 11, 2000
2. 53,746.....	Oklahoma State - Nov. 1, 2014
3. 53,671.....	TCU - Oct. 10, 2015
4. 53,540.....	Louisiana Tech - Sept. 19, 2015
5. 53,439.....	Kansas - Nov. 29, 2014
6. 53,351.....	North Dakota State - Aug. 30, 2013
7. 53,310.....	Oklahoma - Oct. 16, 2004
8. 53,297.....	Iowa State - Nov. 21, 2015
53,297.....	South Dakota - Sept. 5, 2015
10. 53,073.....	Louisiana - Sept. 7, 2013
11. 53,046.....	Auburn - Sept. 18, 2014
12. 53,011.....	Oklahoma - Oct. 14, 2000
13. 52,958.....	Massachusetts - Sept. 14, 2013
14. 52,918.....	West Virginia - Dec. 5, 2015
15. 52,899.....	UTEP - Sept. 27, 2014
16. 52,898.....	West Virginia - Oct. 26, 2013
17. 52,879.....	Texas - Oct. 25, 2014
18. 52,867.....	Oklahoma - Oct. 17, 2015
19. 52,830.....	Stephen F. Austin - Aug. 30, 2014
20. 52,803.....	Baylor - Oct. 12, 2013
21. 52,773.....	Oklahoma - Nov. 23, 2013
22. 52,726.....	Texas Tech - Oct. 4, 2014
23. 52,697.....	TCU - Nov. 16, 2013
24. 52,637.....	Kansas - Nov. 26, 2016
25. 52,542.....	Iowa State - Nov. 2, 2013

YEAR-BY-YEAR ATTENDANCE [since 1968]

Year	Home-Average	Road-Average	Total-Average
1968.....	134,179-26,836	198,611-39,722	332,790-33,279
1969.....	135,947-33,987	252,850-42,142	388,797-38,880
1970.....	190,012-38,002	254,147-42,358	444,159-40,378
1971.....	170,169-34,034	219,537-36,590	389,706-35,428
1972.....	188,981-31,497	253,604-50,721	442,585-40,235
1973.....	150,821-30,164	264,076-44,013	414,897-37,718
1974.....	180,473-25,782	202,601-50,650	383,074-34,825
1975.....	161,953-32,391	252,785-42,131	414,738-37,703
1976.....	154,186-25,698	271,214-54,243	425,400-38,673
1977.....	136,681-27,336	269,331-44,889	406,012-36,910
1978.....	164,454-27,409	266,939-53,388	431,393-39,218
1979.....	158,810-31,762	264,902-44,150	423,712-38,519
1980.....	168,483-28,081	299,754-59,951	468,237-42,567
1981.....	136,568-27,314	248,154-41,359	384,722-34,975
1982.....	208,266-29,752	265,178- 66,295	522,967-43,580
1983.....	183,311-30,552	229,020-45,804	409,331-37,212
1984.....	136,856-27,371	332,470-55,412	469,326-42,666
1985.....	155,512-22,216	151,998-38,000	307,510-27,955
1986.....	113,693-18,949	247,072-49,414	360,765-32,797
1987.....	126,100-21,017	258,244-51,649	384,344-34,940
1988.....	125,850-20,975	187,454-37,491	313,304-28,482
1989.....	160,356-26,726	296,303-59,261	456,659-41,514
1990.....	141,303-23,551	226,525-45,305	367,828-33,439
1991.....	174,367-29,061	264,861-52,972	439,228-39,930
1992.....	138,867-27,773	207,730-41,546	396,597-36,054
1993.....	217,742-31,106	166,907-41,702	384,649-34,968
1994.....	229,395-38,233	207,862-41,572	437,257-39,751
1995.....	271,400-38,771	158,315-39,578	429,715-39,065
1996.....	257,882-42,980	231,416-46,283	489,298-44,481
1997.....	258,545-43,091	233,526-46,705	492,071-44,734
1998.....	300,633-42,948	200,972-50,243	623,183-47,937
1999.....	357,951-51,136	249,381-62,346	664,450-55,371
2000.....	351,820-50,260	230,332-57,583	802,420- 57,315
2001.....	291,245-48,541	310,403-62,080	601,648-54,695
2002.....	384,654-48,062	163,338-40,834	547,992-45,666
2003.....	376,878-47,110	247,868-61,967	828,445 -55,230
2004.....	338,833-48,405	229,741-57,435	568,574-51,689
2005.....	275,767-45,961	292,675-58,535	568,442-51,676
2006.....	373,547-46,693	189,926-47,482	615,683-47,360
2007.....	284,296-47,383	377,915-62,986	662,211-55,184
2008.....	316,327-45,190	293,555-58,711	609,882-50,824
2009.....	280,579-46,763	301,143-60,229	622,573-51,881
2010.....	298,897-49,816	214,027-42,805	589,667-45,359
2011.....	343,209-49,030	381,241-63,540	724,450-55,727
2012.....	351,943-50,278	217,256-43,451	639,441-49,188
2013.....	423,095 -52,887	305,592-61,118	728,687-56,053
2014.....	371,565-53,081	343,967-57,328	715,532-55,041
2015.....	371,698- 53,100	314,136-52,356	685,834-52,756
2016.....	311,512-51,919	332,987 -55,498	712,911-54,839



VANIER FAMILY FOOTBALL COMPLEX

Opened its doors to the football program in August 2015

ATTENDANCE HIGHS vs. BIG 12 SCHOOLS

Opponent	Home	Date	Road	Date
Baylor.....	52,803	Oct. 12, 2013	47,934	Dec. 6, 2014
Iowa State.....	53,297	Nov. 21, 2015	56,800	Oct. 13, 2012
Kansas.....	53,439	Nov. 29, 2014	54,480	Nov. 1, 1975
Oklahoma.....	53,310	Oct. 16, 2004	86,049	Oct. 15, 2016
Oklahoma State.....	53,746	Nov. 1, 2014	58,895	Nov. 5, 2011
TCU.....	53,671	Oct. 10, 2015	48,012	Nov. 8, 2014
Texas.....	52,879	Oct. 25, 2014	100,705	Nov. 19, 2011
Texas Tech.....	52,726	Oct. 4, 2014	54,609	Nov. 9, 2013
West Virginia.....	52,918	Dec. 5, 2015	61,701	Oct. 1, 2016

LARGEST ROAD GAME ATTENDANCE

Rk	Crowd	at Opponent, Date
1.	100,705	at Texas, Nov. 19, 2011
2.	95,248	at Texas, Sept. 21, 2013
3.	88,283	at Texas, Oct. 24, 2015
4.	86,439	at Auburn, Sept. 1, 2007
5.	86,049	at Oklahoma, Oct. 15, 2016
6.	85,998	at Nebraska, Nov. 21, 2009
7.	85,276	at Oklahoma, Sept. 29, 2012
8.	85,018	at Oklahoma, Oct. 18, 2014
9.	84,864	at Texas, Sept. 29, 2007
10.	84,665	at Nebraska, Nov. 10, 2007

MISCELLANEOUS STATS

AVERAGE HOME ATTENDANCE RECORD

53,100 – 2015 (7 games)

STADIUM RECORD ATTENDANCE

53,811 – No. 16 K-State 29, No. 4 Nebraska 28 (Nov. 11, 2000)

FIRST GAME AT KSU STADIUM

K-State 21, Colorado State 0 – Sept. 21, 1968

FIRST GAME AS BILL SNYDER FAMILY STADIUM

K-State 36, Missouri 28 – Nov. 19, 2005

SEASON OPENER ATTENDANCE RECORD

53,351 – vs. North Dakota State (Aug. 30, 2013)

LONGEST HOME WINNING STREAK

25 – Began with a 42-35 win over Oklahoma on Oct. 26, 1996, through a 41-31 loss to Oklahoma on Oct. 14, 2000.

WINNING SEASONS

61 Overall – 33 in KSU/Bill Snyder Family Stadium

UNDEFEATED SEASONS

14 Overall – 6 in KSU/Bill Snyder Family Stadium

BEST UNDEFEATED SEASONS

7-0 (1998, 1999, 2012)

OVERALL HOME RECORD

344-255-21 (.571)

HOME RECORD IN KSU/BILL SNYDER FAMILY STADIUM

190-111-3 (.630)

HOME RECORD SINCE STADIUM RENAMED BILL SNYDER FAMILY STADIUM

57-19 (.750)

Most Home Games, Seasons: 8 (2002, 2003, 2006, 2013)

Most Home Victories, Seasons: 7 (1998, 1999, 2002, 2003, 2012)

Most Home Losses, Season: 7 (1985)

WILDCAT NICKNAME

Through its first 19 seasons of athletic competition, Kansas State had used “Aggies” as its nickname. But prior to the 1915 season, new coach John “Chief” Bender gave his squad the nickname “Wildcats.”

K-STATE COLORS

The school color Royal Purple was adopted in the fall of 1896 by a committee of “Miss Minnie L. Copeland, Jr. and Miss Winnifred Houghton and Miss Ina E. Holyrod, of the senior class, and perhaps one or more others.” Although K-State’s only official color is purple, white has been used as a complimentary color for many years. Silver is also a common second or third color. Former head basketball coach Cotton Fitzsimmons incorporated gold during his two-year stint (1968-70), but gold or yellow has not been used since that time. The term “Purple Pride,” which is often used in association with K-State athletics, was given rise during the tenure of head football coach Vince Gibson (1967-74).

K-STATE SONGS

The Alma Mater was selected as a result of a 1903 campus contest. H.W. Jones ('88) was responsible for K-State’s prized result. Jones’ original work was four stanzas including the chorus. His version has been slightly altered over the years to include just two stanzas and the changing of the words from Kansas State Agricultural College to Kansas State University.

Alma Mater

“I know a spot that I love full well, 'Tis not in forest nor yet in dell, ever it holds me with magic spell, I think of thee Alma Mater.

“KSU, we’ll carry the banner high, KSU long, long may thy colors fly. Loyal to thee thy children shall swell the cry.

“Hail, Hail, Hail Alma Mater.”

Wildcat Victory

“Fight you K-State Wildcats. For Alma Mater fight-fight-fight.

“Glory in the combat for the purple and white. Faithful to our colors, we shall ever be, fighting ever fighting for a Wildcat Victory!”

FIRST GAME

History has forgotten the actual score of the first football game played at the school now called Kansas State University.

On Dec. 2, 1892, a team from Kansas State Agricultural College played its first game. At “quarter back” was a sophomore from Colfax, Ill., named A.D. Benson. Benson had introduced his schoolmates to football when he arrived at KSAC in 1891.

The sport, however, was quickly banned by the college. Five years later, the school’s newspaper, the K-State Industrialist, remarked, “It is hoped that our students have the good sense to play even football without violence, but the game as sometimes played is next to barbarism.”

In 1896, KSAC played the first game now recorded in K-State’s list of all-time scores. A team coached by Ira Pratt traveled to Fort Riley on Thanksgiving Day and lost to a squad comprised of soldiers, 14-0. Later that fall, KSAC played Fort Riley again, and this time the game ended in a 6-6 tie. It was during the 1896 season that KSAC adopted the mascot “Aggies,” and selected Royal Purple as the school’s official color.

FIRST NIGHT GAME

On Oct. 7, 1932, Kansas State played its first night football game in school history. The team traveled to Salina, Kan., to play Kansas Wesleyan on a Friday evening and won 52-6, before a crowd of about 4,000. All-time great Ralph Graham, known as The Rammer, scored 28 points on four touchdowns and four extra points.

Fifteen years later, on Sept. 20, 1947, K-State played its first night game in Manhattan, losing 12-0 to Oklahoma State at Memorial Stadium.

K-STATE SLOGANS

Several chants and slogans are used in association with the team. “Purple Pride” and “Eat ‘Em Up, Eat ‘Em Up K-S-U” are just a few. The slogan “Every Man A Wildcat” was popular in the ‘50s, ‘60s and early ‘70s, and once adorned the front of the Ahearn Field House press box.

Kansas State, itself, is referred to in many different shortened versions. The most popular is “K-State,” which is used by alums, friends and journalists from coast to coast.

POWERCAT LOGO

One of the most recognizable athletic logos in the nation is the Powercat. The logo was introduced by Bill Snyder shortly after his arrival in Manhattan as the attitude of the entire athletics department and university changing.

Manhattan native Tom Bookwalter, in cooperation with head coach Bill Snyder, created the powerful logo that is a prominent feature on the K-State football helmet, at Wagner Field, on the back of the Dev Nelson Pressbox, clothing, flags, bottled water, vanity plates for cars and just about anywhere in Manhattan.

Previous logos used by the athletics department included a line drawing of a wildcat head and the “Willie the Wildcat” that is used today by the Alumni Association.



WILLIE WILDCAT

Willie, a student bedecked in an oversized Wildcat head, is Kansas State’s No. 1 fan. Willie Wildcats are selected yearly by a panel appointed by the cheerleading coach. The mascot is a central part of athletic contests, but also attends functions around the state as an ambassador. Traditionally, the identity of the student portraying Willie is kept secret.

TOUCHDOWN I-XI

In 1922, Hall-of-Famer Charles Bachman asked alumni to consider donating an actual Wildcat to the school to serve as a mascot. KSAC alumni Herbert R. Groome and John E. McCoy, both veterinarians in Twin Falls, Idaho, donated “Touchdown I” to the school shortly after the animal was nursed back to health under their care. The bobcat had an encounter with a porcupine, and his face and throat were punctured by numerous quills. Unfortunately, Touchdown I never fully recovered from its fight, dying of pneumonia shortly after arriving in Manhattan.

Although several bobcats served as Kansas State’s wildcat mascot since being introduced in 1922, the animals no longer attend K-State games. Touchdown XI, the 11th in the line, was kept at Manhattan’s Sunset Zoo.

WABASH CANNONBALL

Everyone knows that familiar tune Wabash Cannonball. In fact, Wabash and K-State are almost synonymous. What many people do not know is how the song became an integral part of K-State athletics. In the fall of 1968, the department of music burnt down. Every piece of music in the building was destroyed. The only thing that was salvaged was what was in the band director’s brief case. That included a piece of music titled the Wabash Cannonball. With an upcoming basketball game and no music, that left only one thing to do. The band members played the song loud and often. A song that originally had no connection to KSU became a second fight song.

TROPHY GAME

The Governor’s Trophy Game between Kansas State University and the University of Kansas was initiated in 1969 by Gov. Robert Docking. The original traveling trophy was retired following the 1996 K-State victory. A new trophy was introduced following the 48-16 win at Manhattan in 1997. The trophy is presented to the winning team and coaches in the winner’s dressing room immediately following each year’s game.



GOOD FOR A WILDCAT... FIRST DOWN!

It was 1993 and the first year of the new \$3.3 million press box. K-State's public address announcer began what would become a K-State tradition. After a Wildcat first down, he would say, "Good for a Wildcat first down." Throughout the 1993 season, the P.A. announcer did this ritual alone. However, at the beginning of the 1994 season the crowd started to join in on the catchy phrase and began to shout it with him. Now, with the addition of the first down and touchdown arm motions, K-State's P.A. announcer no longer even needs to finish the phrase as the Wildcat fans finish it for him.

ROBINSON BREAKS COLOR BARRIER

In 1948, Harold Robinson graduated from Manhattan High and prepared to become K-State's first black student-athlete. After sitting out the 1948 season as all freshmen were required, K-State head coach Ralph Graham in 1949 made Robinson the first African-American to receive an athletic scholarship in the Big Seven Conference.

Robinson, who passed away in May 2006, was named an all-conference center in 1950, his junior season, despite playing for a 1-9-1 team. Robinson gained the considerable respect of opponents and fans despite the smoldering racism that was so pervasive during his playing days. He wasn't allowed to stay at the same hotel as his teammates on many road trips, instead staying in private residences. Hoyt Givens did not play in 1949, but joined Robinson on the varsity in 1950 as a non-scholarship player.

Following Robinson as a barrier breaker in Big Seven baseball in 1952 was Earl Woods, the father of golf superstar Tiger Woods. Other K-Staters instrumental in breaking down the color barrier were Gene Wilson in basketball in 1952, Veryl Switzer, Norman Mills, Clifford Bizek and Herman Wilson in track in 1953 and Don Harris in tennis in 1952. Switzer earned All-America honors in football and went on to be the fourth player selected in the NFL draft by the Green Bay Packers in 1954.



harold
ROBINSON

First African-American in the Big Seven Conference to earn a scholarship



RING OF HONOR


Kansas State started a new tradition in 2002, as the football program announced the inaugural Ring of Honor Class. The distinction is designed to recognize those in the football program who have distinguished themselves on and off the field. Among the criteria considered is graduation from Kansas State with a student-athlete having been out of school for at least five years, quality of character, whether the person is an excellent representative of K-State and whether a person has achieved performance that warrants consensus All-America level status at K-State.

KEN OCHS COURAGE AWARD

Ken Ochs was a 6-foot, 208-pound long shot to make the K-State football team in 1966. The La Crosse, Kan., native made the K-State team but suffered a leg injury during that spring's drills. After his leg didn't respond to treatment, it was discovered that Ochs had a malignant bone tumor. His leg was amputated six inches above the knee. Ochs returned to K-State and earned his degree in the spring of 1969. By then, he was a manager for the football team, and the program had named an honor for personal courage in his name. Ochs died of cancer Oct. 3, 1969.

HARLEY DAY

A creation of former athletic director Max Urick, Harley Day, is one of the most popular days of the year for Wildcat fans. Led by Willie Wildcat, Harley Day participants, with their engines blaring, take the short ride around the playing surface of Bill Snyder Family Stadium, where they are greeted by a boisterous crowd.




GOLDEN CATS

One of the truly unique aspects of Kansas State football is the Golden Cats Program - a group of former K-State football players, managers, trainers, coaches and support staff who make contributions directly to the football program. The primary purpose is to bring together all of the past members of the football program, to provide opportunities for them to reunite and spend time with teammates of the past, support the student-athletes who presently represent their program and help unite Kansas State in a way never accomplished before.

The Golden Cat program was developed in 1990 with each Golden Cat making a financial contribution to help assist with capital improvements related to football. The Golden Cat Club is the strongest team-sport support group at K-State. The club has provided strong financial assistance through the purchase of such things as weight equipment, rehab equipment and computers for the Academic Learning Center.

For the Golden Cats, it's a great opportunity to give back to the program, plus they can witness first-hand how their contributions have enhanced the opportunities of football student-athletes. In turn, the Golden Cats truly remain a part of the program, while receiving various privileges such as the brass name plates, pregame tailgate parties, Golden Cat clothing, video tapes, game program recognition and other memorabilia.



**Colleges of
Kansas State University**

- Agriculture
- Architecture, Planning & Design
- Arts and Sciences
- Business Administration
- Education
- Engineering
- Human Ecology
- Kansas State Polytechnic
- Veterinary Medicine



It's a great time to be a K-Stater!
 From **residence halls** to **athletics facilities**
 to **academic buildings**, the Manhattan campus
 has changed in many different and exciting ways.

KANSAS STATE
UNIVERSITY



k-state STUDENT UNION
The renovated union was completed during the 2016-17 school year

HALE LIBRARY
The award-winning library is nestled in the heart of campus

K-State is working to become a Top 50 public research university by 2025. To accomplish this, K-State is ramping up its total research and development expenditures, its total endowment and the number of undergraduate students involved in research, among other goals. The university is well on its way; check out the progress at k-state.edu/2025.

History and Location

K-State was established in 1863 as the nation's first operational land-grant university. As such, the university's mission has always been rooted in the principles set forth in the Morrill Act: to provide teaching, research and service to the citizens of Kansas and beyond. K-State is governed by the Kansas Board of Regents.

Located in central Manhattan, Kansas, the main campus encompasses more than 2,320 acres, including agricultural and research facilities. The campus is known for its historic limestone buildings. This classic college town of more than 56,000 residents is growing steadily, attracting local and national businesses.

Manhattan is 125 miles west of Kansas City in the rolling Flint Hills of northeast Kansas. The university also has a campus an hour west in Salina, Kansas State Polytechnic, which is known for its educational focus on experiential learning and offers bachelor's and associate degrees and one master's degree.

K-State's newest campus in Olathe, a part of the Kansas City metro area, offers master's and doctoral degrees and research for professionals seeking career advancement in a variety of science-based fields.

K-State's Global Campus, home to 70-plus online and distance programs, puts the power of a K-State education at one's fingertips. Professional development workshops and enrichment programs are also offered through this campus.

In addition, K-State Research and Extension offers numerous extension fields, offices and other facilities in Kansas and Nebraska.

K-State is host to the prestigious Landon Lecture Series, honoring the late Kansas statesman Alfred M. Landon. Since 1966, the series has featured more than 175 nationally prominent speakers. Past speakers have included U.S. presidents, world leaders, Supreme Court justices, CEOs and other prominent figures.


Student Achievement

K-State students have an outstanding record when it comes to winning national competitions. K-Staters have placed in the top five in areas like robotics, debate, forensics, aviation, construction science, architecture, engineering, leadership and more. The K-State Black Student Union has been named tops in the Big 12 nine times in the last 12 years.

**K-STATE
2025**

ACADEMIC RECOGNITION

- A recent analysis by the *Wall Street Journal* shows K-State is one of the best schools in the nation for increasing students' critical thinking skills.
- Kansas State University is a program site for First Scholars, a national program aimed at increasing graduation rates among first-generation students. The Suder Foundation awarded the university \$850,000 to cover student scholarships and start-up costs to launch the program.
- For the sixth year in a row, the College of Business Administration's sales program was named one of the top programs in the country by the Sales Education Foundation. The program is offered through the college's National Strategic Sales Institute.
- The entomology department and the animal sciences and industry department in the College of Agriculture rank among the Top 10 in the world, according to the Center for World University Rankings.
- Two programs offered by the College of Architecture, Planning & Design are rated among the Top 10 in the nation in a survey by DesignIntelligence. The graduate landscape architecture program ranks No. 5 in the nation, while the graduate program in interior architecture and product design is No. 7 in the nation.



University Research and Accolades



K-STATE OLATHE


A satellite campus located in the Greater Kansas City area

BUILDING THE FUTURE


- Seaton Hall has undergone a \$75 million transformation. The project has renovated 80,000 square feet and added 114,000 square feet of new construction, including Regnier Hall.
- Wefald Hall, a residence hall on the west side of campus, opened in fall 2016. It holds 540 beds, and the connecting dining center serves 1,850 students.
- The 150,000-square-foot Business Building, which opened in fall 2016 as home to the College of Business Administration, features classroom space, financial trading rooms and areas for professional development.
- A \$40 million expansion finished in early 2016 added Engineering Hall to the engineering complex that already included Durland, Fielder and Rathbone halls.
- The K-State Student Union has just undergone a \$31 million renovation and expansion.
- The Berney Family Welcome Center at WW1 Memorial Stadium opened in fall 2016 and centralizes services for incoming students, serves as a campus gateway, and features interactive technology and customized information for visitors.



- K-State is home to more than 90 centers and institutes that produce groundbreaking research. This includes four Feed the Future Innovation Labs funded by the U.S. Agency for International Development.
- More than \$230 million in financial assistance is distributed to students each year and \$29 million in scholarships.
- K-State is the No. 1 choice for Kansas high school seniors, and it pays dividends. Ninety-four percent of recent bachelor's degree graduates indicated they were employed or continuing education.



ENGINEERING BUILDING
One of many new academic buildings on the K-State campus



STUDENT LIFE

- Diversity at K-State continues to increase. Students come from all 50 states and more than 100 countries.
- The university offers more than 475 student clubs and organizations, including honors, academic and multicultural organizations.
- K-Staters are recipients of several prestigious scholarships, including the Goldwater, Udall, Fulbright, Gilman, SMART and Cargill Global scholarships in the last year.
- The Princeton Review ranks Kansas State University No. 2 for students who love their college, No. 3 for best quality of life and No. 6 for happiest students.
- K-State is on the Phi Theta Kappa Transfer Honor Roll for providing exemplary programs, initiatives and benefits for community college transfer students.
- The newly renovated and expanded K-State Student Union ranks as one of the nation's 25 best student unions, while *Travel + Leisure* magazine rates the K-State Manhattan campus as the most beautiful in Kansas.
- The student-run, nationally recognized K-State Proud philanthropy has raised more than \$1.1 million to help fellow students in need.

COLLEGE OF AGRICULTURE

Dean: John Floros - 785.532.7137; **Email:** floros@k-state.edu

- With a 97 percent student job placement rate, the college prepares students to enter an industry demanding more agricultural graduates than the university can supply. Faculty provide one-on-one student advising and hands-on learning opportunities that range from research and food laboratories to the more than 15 teaching units and research facilities within a mile of campus.
- The College of Agriculture annually awards more than \$1.4 million in scholarships and had more than 2,700 undergraduate students and 530 graduate students in fall 2016.
- Majors: agriscience; agricultural communications and journalism; agricultural economics; agricultural education; agricultural technology management; agronomy; animal sciences and industry; bakery science and management; feed science and management; food science and industry; horticulture; general agriculture; milling science and management; park management; pre-veterinary medicine; and wildlife and outdoor enterprise management.



John Floros

COLLEGE OF ARCHITECTURE, PLANNING & DESIGN

Dean: Tim de Noble - 785.532.5950; **Email:** tdnoble@k-state.edu

- Two of the college's programs are among the Top 10 in the nation, according to the annual survey by DesignIntelligence magazine. The graduate program in landscape architecture ranks No. 5 in the nation, while the graduate program in interior architecture and product design is No. 7.
- The graduate program in architecture has been ranked in the Top 10 three times in the past six years.
- Majors: architecture; interior architecture and product design; landscape architecture; and regional and community planning.



Tim de Noble

COLLEGE OF ARTS & SCIENCES

Dean: Amit Chakrabarti - 785.532.6900; **Email:** amitc@k-state.edu

- The College of Arts and Sciences has long been the home to many award-winning students on a national level, including 19 who have received Rhodes and Marshall scholarships, as well as seven Udall, 29 Truman and 65 Goldwater scholars.
- Majors: American ethnic studies; anthropology; art; biochemistry (molecular biophysics and medical biochemistry); biology; chemistry; communication studies (legal, organizational, political and relational); economics; English; fisheries, wildlife and conservation biology; gender, women, and sexuality studies; geography; geology; history; interdisciplinary majors (humanities, life science, physical science and social science); journalism and mass communications (advertising, electronic, print and public relations); mathematics (actuarial and applied); microbiology; modern languages (French, German and Spanish); music; music education; philosophy; physics; political science; pre-law; psychology; social work; sociology (criminology); statistics; and theatre.
- Health professions: clinical laboratory science (medical technology); pre-chiropractic; pre-dentistry; pre-health information management; pre-medicine; pre-nursing; pre-occupational therapy; pre-optometry; pre-pharmacy; pre-physical therapy; pre-physician assistant; pre-respiratory therapy; and pre-veterinary medicine.



Amit Chakrabarti

COLLEGE OF BUSINESS ADMINISTRATION

Dean: Kevin Gwinner - 785.532.7227; **Email:** kgwinner@k-state.edu

- The College of Business Administration was ranked as the 39th best public business school in Bloomberg BusinessWeek's 2016 rankings. K-State ranked 28th among public universities in Bloomberg's employer survey, which asked employers to rank schools they recruit from based on the quality of students at those schools.
- For the sixth year in a row, the college's National Strategic Selling Institute was named one of the top sales programs in the country by the Sales Education Foundation. The program has a 100 percent job placement rate for students who have earned their certificate in professional strategic selling.
- Majors: accounting; entrepreneurship; finance (controllanship, financial management and financial services); management (organizational management, human resources management, and operations and supply chain management); management information systems; and marketing.



Kevin Gwinner

COLLEGE OF EDUCATION

Dean: Debbie Mercer - 785.532.5525; **Email:** dmercer@k-state.edu

- The College of Education prepares more teachers annually than any other program in Kansas.
- Approximately 1,500 of the U.S. Army's highest-ranking officers earned graduate degrees from the College of Education's Adult and Continuing Education program while attending the Command and General Staff College at Fort Leavenworth.
- The College of Education has won 12 prestigious annual awards since 2010 — including the Association of Teacher Educators naming the college's elementary education program a distinguished program in the nation.
- The college created the Master of Arts in teaching degree, a one-year, online graduate degree that leads to licensure for people who have bachelor's degrees and want to become elementary teachers.
- Majors: elementary education and secondary education. The college recently added physical education/health to its list of secondary education content areas: art, biological sciences, business, chemistry, earth science, English, English/journalism, journalism, mathematics, modern languages, physics, physical education/health, social studies and speech.



Debbie Mercer

COLLEGE OF ENGINEERING

Dean: Darren Dawson - 785.532.5590; **Email:** dmdawson@k-state.edu

- With its land-grown roots, the College of Engineering was the first and remains the largest engineering program in Kansas, featuring nationally prominent research in high-performance computing, cybersecurity, the environment, advanced manufacturing, nuclear engineering, transportation, energy and STEM education.
- The college's Academic Success Center advocates for students and supports them in developing their individual strengths and negotiating challenges encountered in realizing their potential as educated members of society. Services offered include tutoring, mentoring, learning centers, first-year instruction, academic advising and career awareness.
- Majors: architectural engineering; biological systems engineering (biological, environmental and machinery); chemical engineering; civil engineering (construction, environmental, general and structures); computer engineering; computer science; construction science and management; electrical engineering; industrial engineering; information systems; and mechanical engineering (nuclear engineering).



Darren Dawson

COLLEGE OF HUMAN ECOLOGY

Dean: John Buckwalter - 785.532.5500; **Email:** jbb3@k-state.edu

- The college offers a professional mentoring program that pairs juniors, seniors and graduate students, as well as some dedicated freshmen and sophomores, with professionals in their fields. This fall, more than 240 students will have professional mentors. For more information, contact the program director at mentoradmin@k-state.edu or 785-532-5500.
- Majors: apparel and textiles (apparel design and production, and apparel marketing); athletic training; communication sciences and disorders; dietetics (coordinated and didactic); early childhood education; family and consumer sciences education; gerontology; hospitality management; human development and family science; human ecology (general); interior design; kinesiology; nutrition and kinesiology; nutritional sciences (pre-medicine and other health sciences); nutrition and health; and personal financial planning.



John Buckwalter

KANSAS STATE UNIVERSITY POLYTECHNIC CAMPUS

Dean: Verna Fitzsimmons - 785.826.2601; **Email:** vfitzsimmons@k-state.edu

- Kansas State University Polytechnic campus, or Kansas State Polytechnic for short, is located in Salina and known for its educational focus on experiential learning. Each of the campus's 14 majors provides students with hands-on applications of classroom instruction. Kansas State Polytechnic wants students to learn by doing, bringing concepts and theories to life. This includes lab time, in-the-field training and connections with industry.
- Kansas State Polytechnic established the School of Integrated Studies in 2016 to further advance students' experiential learning. It places an emphasis on creating synergy among the various majors, integrating different disciplines so students receive additional skills and knowledge related to their areas of study.
- Majors: airport management; applied business; aviation maintenance management; computer systems technology; digital media technology; electronic and computer engineering technology; mechanical engineering technology; professional pilot; technology management; unmanned aircraft systems flight and operations; unmanned aircraft systems design and integration; and web development technology. Social work is offered through the College of Arts & Sciences, and human development and family science is offered through the College of Human Ecology.



Verna Fitzsimmons

COLLEGE OF VETERINARY MEDICINE

Dean: Tammy Beckham - 785.532.5660; **Email:** vetdean@k-state.edu

- The College of Veterinary Medicine launched the Equine Performance Testing Center in 2017, a \$2.8 million state-of-the-art facility that offers an indoor riding arena with hard and soft footing to optimally evaluate and diagnose lameness or performance limiting issues affecting equine patients.
- The college's Veterinary Health Center provides basic and specialty care and 24-hour emergency service for large and small animals in an instructional setting. The clinical sciences department's Mobile Surgery Unit offers service-based learning opportunities for students while delivering medical care and performing pre-adoption spay/neuter procedures under faculty supervision to enhance the health and adoptability of shelter animals at nonprofit and municipal animal shelter organizations. In the 2016-2017 school year, the unit made 270 trips to 17 partnering organizations and performed 5,155 surgeries.
- Degrees: Doctor of Veterinary Medicine; Master of Public Health; master's in biomedical sciences, and doctorates in pathology, and anatomy and physiology.



Tammy Beckham

GRADUATE SCHOOL

Dean: Carol Shanklin - 785.532.7927; **Email:** shanklin@k-state.edu

- The Graduate School offers advanced degree programs that help further your education, develop new skills and provide greater career advancement. The online graduate programs include the Master of Arts in teaching, 31 credit hours, which is designed for second-career adults who have previously attained a bachelor's degree and would like to become elementary teachers; the data analytics certificate program, 15 credit hours, brings together courses that are foundational to knowledge and skill development in both data sciences and applied data analytics; and the new Professional Science Master's degree at K-State Olathe, 30 credit hours, is designed for individuals seeking to build their technical and professional expertise to advance their careers.
- Students have access to more than 40 doctoral programs, 70 master's programs and 30 certificate programs.



Carol Shanklin

KANSAS STATE UNIVERSITY OLATHE

Dean: Ralph Richardson - 913.541.1220; **Email:** rcr@k-state.edu

- As a driving force for research, economic growth and workforce development for Johnson County and the Greater Kansas City area, K-State Olathe extends the mission of Kansas State University by fostering new ways of learning and discovery through education and training that meet the needs of today's employers. K-State Olathe is a flourishing hub integrating education, research and entrepreneurship focused on animal health, food and related sectors.
- K-State Olathe is developing strategic partnerships with industry leaders and regional entrepreneurs. By creating innovative and profitable industry relationships, K-State is the university of choice to tackle critical business questions, collaborate on leading-edge research and position students for stellar careers.
- K-State Olathe offers graduate degrees and certificates in food science, agribusiness, veterinary biomedical science, horticulture with an emphasis in urban food systems, adult and continuing education, industrial and manufacturing systems engineering, school counseling, public health and applied science and technology.



Ralph Richardson

KANSAS STATE UNIVERSITY GLOBAL CAMPUS

Dean: Sue Maes - 785.532.5644; **Email:** scmaes@k-state.edu

- Learning online or developing professionally, Kansas State University Global Campus is your connection to education that reaches you no matter where you are. Learn more at global.k-state.edu or -800-622-2578, global@k-state.edu.
- K-State Global Campus offers more than 70 online bachelor's, master's and doctoral programs for working adults seeking to complete their education, advance their careers, or change their professions, with students in all 50 states and 44 countries.
- Recently launched online programs include an undergraduate degree in elementary education, a graduate certificate in community development, an undergraduate degree in personal financial planning, a graduate certificate in data analytics and a professional master's in business administration.
- K-State Global Campus also offers opportunities for professional and personal development, including professional workshops and conferences, noncredit programs both online and face-to-face, and continuing education credits for professional credentials. UFM Community Learning Center in Manhattan provides educational and skill set learning in a community-based setting.




Sue Maes



SAM BROWNBACK
B.S. Economics '79
Governor of Kansas



DR. JIM ISCH
B.A., Accounting '72
Former COO, NCAA





PAT ROBERTS
B.S. Journalism '58
U.S. Senator



WARREN STALEY
B.S. Electrical Engineering '65
Chairman Emeritus of Cargill, Inc.

- Kirstie Alley**, actress in "Cheers," "Veronica's Closet" and "Dancing with the Stars"
Ashraf Aly Al-Arabi, Egyptian Minister of Planning
Thane Baker, Olympic gold medalist in track and field
John Bilbrey, president and CEO, Hershey North America
Rolando Blackman, former NBA All-Star and current Dallas Mavericks director of basketball development
Joseph Boakai, vice president of Liberia
Craig Bolerjack, Voice of the Utah Jazz
Erin Brockovich, environmental activist, the movie "Erin Brockovich" is patterned after her life
Sam Brownback, current governor of Kansas and former Republican candidate for the 2008 U.S. presidency
Susan Buchanan, co-founder of Aurum Software
Raymond C. Bushland, 1992 World Food Prize co-winner, 2016 Golden Goose Awardee
Bill Buzenberg, executive director of the Center for Public Integrity
John Carlin, former governor of Kansas and former archivist of the United States
Gregory C. Case, president and CEO, AON
Jim Colbert, retired professional golfer, leading money winner on the 1995 and 1996 Champions Tour
Del Close, premier influence on modern improvisational theater
Hashim Dabbas, former energy minister of Jordan
David Denton, executive vice president and chief financial officer at CVS/Caremark
Herbert Dimond, inventor of the snooze alarm clock
DeLoss Dodds, retired athletics director at the University of Texas
Kelly Dubbert, first vice president and COO of the Kansas City Federal Reserve Bank
Milton Eisenhower, President Dwight Eisenhower's brother and former president of K-State
Paul Edgerley, former managing director of Boston's Bain Capital
Paul C. Fisher, former president of Fisher Pen Co., which invented space pen for NASA
Marlin Fitzwater, the only press secretary to serve two U.S. presidents, Ronald Reagan and George H.W. Bush
Margaret Grosh, senior economist at World Bank
Kenny Harrison, 1996 Olympic gold medalist in the triple jump
Kirby Hocutt, athletics director, Texas Tech University
John Hofmeister, founder and CEO, Citizens for Affordable Energy
Velina Houston, award-winning playwright and screenwriter for PBS and 20th Century Fox
Steven Howe, director of the Center for Space Nuclear Research
Carl Ice, president and CEO, Burlington Northern Santa Fe Railway
Jim Isch, former COO and interim president of the NCAA
Lynn Jenkins, congresswoman for the 2nd District of Kansas
Ed King, retired chairman of the board, King Radio Corp.
Scott Kraft, deputy managing editor, Los Angeles Times
Michael W. Kramer, COO of J.C. Penney Co., Inc.
Lon Kruger, head basketball coach, University of Oklahoma
Erik Kynard, 2012 Olympic silver medalist in the high jump
Jim Latham, former commander, U.S. Air Force Thunderbirds
Lynn Markel, retired executive vice president and CFO, Koch Industries Inc.
Virgil Miller, film special effects pioneer, Academy Award nominee
Richard Myers, president of Kansas State, former chairman of the Joint Chiefs of Staff
Bud Newell, inventor of Med Bed Medical Rescue Unit, used in the movie "Any Given Sunday"
Tim Orindgreff, former multi-instrumentalist for the Black Eyed Peas
Gary Patterson, head football coach at Texas Christian University
Richard Pearson, former president and COO of TWA and former senior vice president of American Airlines
George Peterson, president, Georgia Institute of Technology
Bill Porter, founder and chairman emeritus, E-Trade
Donald G. Prigmore, former president, GTE-Sprint
Samuel Ramey, former basso cantante with the New York City Opera
Constance Ramos, former architect on the ABC show, "Extreme Makeover: Home Edition"
John Rhodes, former minority leader of the U.S. House of Representatives
Geraldine "Geri" Richmond, National Medal of Science recipient and professor of chemistry at the University of Oregon
Pat Roberts, current U.S. senator from Kansas
Bernard Rogers, former NATO supreme allied commander
Retired Col. Duane Saunders, Army ROTC Hall of Fame inductee
Joseph L. Searles III, first African-American floor broker and floor member of the New York Stock Exchange
Retired Lt. Gen. Richard Seitz, Army ROTC Hall of Fame inductee
Neera Singh, pioneer in the development of cellular technology
John Slaughter, former president of Occidental College and former head of the National Science Foundation
Austra Skujyte, 2004 Olympic silver medalist in the heptathlon
Pete Souza, White House photographer
Lindsey Springer, head of development for DreamWorks TV
Warren Staley, chairman emeritus of Cargill Inc.
Eric Stonestreet, Emmy Award-winning actor on ABC sitcom "Modern Family"
Bob Stull, athletics director, University of Texas-El Paso
Scott E. Topping, CFO of Hawaiian Holdings, the owner of Hawaiian Airlines
Jay Ungar, Grammy Award-winning composer and performer
Neil Vander Bussen, president of Sony American
Jerry Wexler, influential producer at Atlantic Records, inducted into Rock and Roll HOF in 1987
Sheahon Zenger, athletics director, University of Kansas





RICHARD B. MYERS *SECOND YEAR*

University President

RETIRED FOUR-STAR GENERAL, U.S.A.F.

15TH CHAIRMAN OF THE JOINT CHIEFS OF STAFF

Kansas State, 1965

Richard B. Myers was named the 14th president of Kansas State University in November 2016 by the Kansas Board of Regents. Myers' appointment came after serving as interim university president since April 2016.

A 1965 Kansas State graduate with a bachelor's degree in mechanical engineering, Myers joined the Air Force through the university's Air Force ROTC program.

The native Kansan from Merriam served his country well and retired as a four-star general. From 2001-2005, he was the 15th chairman of the Joint Chiefs of Staff. As chairman, Myers was the highest-ranking uniformed officer of U.S. military forces and served as the principal military adviser to the president, secretary of defense and the National Security Council.

As a command pilot, Myers logged more than 4,100 flying hours, including 600 combat hours. His largest commands included U.S. Forces Japan and 5th Air Force at Yokota Air Base, Japan; Pacific Air Forces at Hickam Air Force Base, Hawaii; and the North American Aerospace Defense Command, U.S. Space Command and Air Force Space Command at Peterson Air Force Base in Colorado. He has received numerous awards and decorations for his service, including the Legion of Merit, French Legion of Honor, Presidential Medal of Freedom and the Lifetime Achievement Award from the Air Force Association.

Myers serves as the Kansas State University Foundation professor of military history and leadership. He received a Master of Business Administration from Auburn University in 1977. He also graduated from Air Command and Staff College at Maxwell Air Force Base in 1977, U.S. Army War College at Carlisle Barracks in 1981, and the John F. Kennedy School of Government at Harvard University, where he completed a program for Senior Executives in National and International Security in 1991.

Throughout Myers' active duty and world travels, he continued relationships with his friends back home. He has provided instruction, insight and inspiration to current students and the K-State community. In 2000, he presented the 118th Landon Lecture at Kansas State University, where he spoke about the military's role in international relations. K-State named the military science building, home of the Army ROTC and Air Force ROTC programs, Gen. Richard B. Myers Hall in honor of his service and dedication. A member of the Kansas State University Foundation Board of Trustees, Myers and his wife, **Mary Jo**, serve as co-chairs of Kansas State University's Innovation and Inspiration Campaign to raise \$1.4 billion.

The MYERS File



EDUCATION

Kansas State University (1965)
B.S. Mechanical Engineering

Auburn University (1977)
Master of Business Administration

Air Command and Staff College (1977)
Maxwell Air Force Base

U.S. Army War College (1981)
Carlisle Barracks

John F. Kennedy School of Government,
Harvard University (1991)
Senior Executives in National and International Security Program

Find out more about President Myers:
k-state.edu/president



PRESIDENT'S CABINET



APRIL MASON
Provost and Senior Vice President



CINDY BONTRAGER
Vice President for Administration and Finance



PAT BOSCO
VP for Student Life and Dean of Students



GENE TAYLOR
Director of Athletics



PETER DORHOUT
Vice President for Research



JACKIE HARTMAN
Chief of Staff/Director of Community Relations



JAY STEPHENS
Vice President for Human Capital Services



JEFF MORRIS
VP for Communications and Marketing



SUE PETERSON
Dir. of Governmental Relations



GREG WILLEMS
President/CEO, KSU Foundation




AMY BUTTON RENZ
President/CEO, K-State Alumni Association

GENE TAYLOR

FIRST YEAR

Director of Athletics

Arizona State, 1980

 @KSTATEADGT



The TAYLOR File



PERSONAL

Year at K-State: First
Date of Birth: July 22, 1957
Hometown: Safford, Arizona
Spouse: Cathy
Children: Casey and Jared

EDUCATION

Arizona State (1980)
 Bachelor in Business Management

St. Thomas University (1985)
 Master in Sports Administration

PROFESSIONAL EXPERIENCE

K-State
 2017..... Director of Athletics

Iowa
 2014-17..... Deputy Director of Athletics

North Dakota State
 2001-14..... Director of Athletics

U.S. Naval Academy
 1986-2001..... Associate Athletics Director
 Assistant AD for Tickets/Operations
 Ticket Manager
 Assistant Ticket Manager
 Administrative Assistant

SMU
 1985-86..... Ticket Office Assistant

Gene Taylor, who spent more than a decade leading North Dakota State to championship levels of success as its Director of Athletics before serving as the Deputy Athletics Director at Iowa, was named the Director of Athletics at K-State in April 2017.

"We are thrilled to have Gene, his wife Cathy and their two children join the K-State family," University President **Richard B. Myers** said. "Throughout the (hiring) process, Gene's experience as an athletics director and his national reputation as a respected leader and someone who has built and maintained tremendous relationships with his staff, coaches, student-athletes and donors stood out in what was an extremely talented pool of candidates.

Taylor took the reins at North Dakota State in the summer of 2001 and immediately spearheaded a comprehensive evaluation of the Bison athletic department, all while successfully guiding the athletics program through the unpredictable waters of reclassification to NCAA Division I from Division II and securing conference affiliations for all 16 sports. The Bison are currently members of The Summit League, Missouri Valley Football Conference and Western Wrestling Conference.

Taylor also played an instrumental part of forming the Great West Football Conference in February 2004, an affiliation that gave the Bison football program an immediate home in Division I.

The success of the football program is well documented, highlighted by three-straight FCS National Championships in 2011, 2012 and 2013 under head coach Craig Bohl as the Bison quickly became one of the most revered football programs in all levels of college sports.

In addition to football, the NDSU men's basketball, women's volleyball, softball and women's golf programs all regularly qualified for NCAA tournaments, highlighted by softball advancing to the 2009 Super Regional, while the Bison totaled 53 Summit League team championships since 2009 under Taylor's guidance in addition to 62 Academic All-Americans, three NCAA Woman of the Year national qualifiers, four NCAA Elite 89 selections and 20 NCAA Postgraduate Scholarship winners.

The NDSU athletics budget tripled from \$5 million in Taylor's first year to \$15 million, while the scholarship endowment grew to \$11.2 million, and Team Makers booster club support tripled from \$750,000 to \$2.8 million.

In 2014, Taylor accepted the role of deputy athletics director at Iowa where he has been responsible for the administrative oversight of the department's day-to-day operations while also serving as the leading advisor to the Director of Athletics and the primary decision maker in his absence.

He also supervises and manages all the department's administrative units, capital projects as well as serving as the direct sport supervisor for field hockey, men's and women's tennis, men's and women's swimming and diving, women's soccer, baseball and wrestling. Taylor also has oversight of the football and men's and women's basketball programs daily operations, which included postseason and bowl travel coordination.

Twice Taylor has been recognized for his success by the National Association of Collegiate Directors of Athletics. He was selected as the FCS Central Region AD of the Year in June 2008 and June 2012. Taylor received the Blue Key Honor Society Doctor of Service Award, one of the most prestigious honors an NDSU faculty member can be bestowed, in April 2012.

A student assistant to the associate athletics director in his undergraduate days at Arizona State University, Taylor arrived at NDSU after a 15-year stint at Navy (1986-2001) as an administrative assistant, assistant ticket manager, ticket manager, assistant athletic director for tickets and operations, and associate athletic director.

Taylor is a 1980 business management graduate of Arizona State, and he received his master's degree in sports administration in 1985 from St. Thomas University in Florida.

He worked in the ticket office at Southern Methodist University in 1985-86 before joining the Naval Academy. His tenure at Navy included serving as the commissioner of the five-team Collegiate Sprint Football League that includes Army, Navy, Penn, Princeton and Cornell.

Taylor and his wife, **Cathy**, have one daughter, **Casey**, and a son, **Jared**. Casey graduated from North Dakota State this past December with a degree in sports management and works in the Minnesota athletics department, while Jared is a freshman at Northern State University in South Dakota where he plays football.





JILL SHIELDS

Executive Assoc. AD for Student Services/Senior Woman Administrator



LINDSEY BABCOCK

Senior Associate AD for Compliance



SCOTT GARRETT

Senior Associate AD for External Operations



CASEY SCOTT

Senior Assoc. AD for Operations and Event Management



CHARLIE THOMAS

Senior Associate AD for Capital Project Development



KENNY LANNOU

Associate AD for Communications



JEREMY NIEDERWERDER

Associate AD for Facilities



BRUCE SHUBERT

Associate AD for Business Administration



DAREN KOUDELE

Assistant AD for Compliance



JONI SMOLLER

Assistant AD for Fan Experience and Sales

K-STATE ATHLETICS, INC. BOARD OF DIRECTORS

Gene Taylor
Chairman and Chief Executive Officer
Director of Athletics

Cindy Bontrager
Secretary-Treasurer
Vice President for Admin. & Finance

Pat Bosco
Vice President of Student Life/
Dean of Students

Jackie Hartman
Director of Community Relations
Chief of Staff for the President

April Mason
Provost and Senior Vice President

Dr. Be Stoney
Faculty Athletic Representative





MIKE DIBBINI
Women's Soccer | Second Year



SUZIE FRITZ
Women's Volleyball | 17th Year



RYUN GODFREY
Cross Country | Fourth Year



BRAD HILL
Baseball | 15th Year



KRISTI KNIGHT
Women's Golf | 23rd Year



JEFF MITTIE
Women's Basketball | Fourth Year



GRANT ROBBINS
Men's Golf | Fourth Year



CLIFF ROVELTO
Track and Field | 30th Year



BILL SNYDER
Football | 26th Year



DANIELLE STEINBERG
Women's Tennis | Fourth Year

2016-17 K-STATE ATHLETICS YEAR IN REVIEW

Team	Overall W-L	Big 12 W-L	Big 12 Finish	Big 12 Postseason	NCAA Postseason
Baseball	29-26	8-16	9th	—	—
(M) Basketball	21-14	8-10	6th	Semifinals [1-1]	NCAA First Round [1-1]
(W) Basketball	23-11	11-7	4th	Semifinals [1-1]	NCAA Second Round [1-1]
(M) Cross Country	—	—	—	8th	Midwest Regional [18th]
(W) Cross Country	—	—	—	10th	Midwest Regional [21st]
Football	9-4	6-3	4th	—	Texas Bowl (W, 33-28)
(M) Golf	—	—	—	7th	—
(W) Golf	—	—	—	8th	NCAA Athens Regional [13th]
(M) Indoor Track	—	—	—	6th	NCAA Championships [48th]
(W) Indoor Track	—	—	—	6th	NCAA Championships [27th]
(M) Outdoor Track	—	—	—	9th	NCAA Championships [26th]
(W) Outdoor Track	—	—	—	1st	NCAA Championships [9th]
(W) Rowing	—	—	—	3rd	—
(W) Soccer	4-9-3	—	—	—	—
(W) Tennis	12-15	2-7	8th	Quarterfinals [1-1]	—
(W) Volleyball	21-10	9-7	t4th	—	NCAA Second Round [1-1]

All-Americans (22):

Claudette Allen (Outdoor 4x100), **Katie Brand** (Volleyball), **Will Brennan** (Baseball (Freshman AA)), **Christoff Bryan** (Indoor High Jump, Outdoor High Jump), **Mitch Dixon** (Outdoor Hammer Throw), **Brady Grunder** (Outdoor Hammer Throw), **Akia Guerrier** (Outdoor 4x100), **Helene Ingvaldsen** (Outdoor Hammer Throw), **Janee' Kassanavoid** (Indoor Weight Throw, Outdoor Hammer Throw), **Shadae Lawrence** (Outdoor Discus), **Shardia Lawrence** (Indoor Triple Jump, Outdoor Triple Jump), **Ranae McKenzie** (Outdoor 4x100, 400m Hurdles), **A'Keyla Mitchell** (Outdoor 4x100), **Brett Neelly** (Outdoor Shot Put), **Wurrie Njadowe** (Outdoor Long Jump), **Konstantina Romaiou** (Outdoor Triple Jump), **Nina Schultz** (Indoor Pentathlon, Outdoor Heptathlon), **Kyle Smith** (Outdoor Hammer Throw), **Cam Thompson** (Baseball (Freshman AA)), **Reggie Walker** (Football (Freshman AA)), **Kim Williamson** (Indoor High Jump), **Jordan Willis** (Football).

All-Big 12 Selections (23):

Baseball – 3, Men's Basketball – 2, Women's Basketball – 2, Football – 12, Rowing – 1, Volleyball – 3.

National Individual Champions (2):

Christoff Bryan (Outdoor High Jump), **Shadae Lawrence** (Outdoor Discus).

Big 12 Individual Champions (6):

Christoff Bryan (Indoor High Jump), **Brett Neelly** (Outdoor Shot Put), **Janee' Kassanavoid** (Indoor Weight Throw, Outdoor Hammer Throw), **Shadae Lawrence** (Outdoor Discus), **Nina Schultz** (Outdoor High Jump), **Morgan Wedekind** (Outdoor 3000 Meter Steeplechase).

Academic All-Big 12 Selections (137):


Baseball – 6, Men's Basketball – 5, Women's Basketball – 8, Men's Cross Country – 5, Women's Cross Country – 4, Football – 29, Men's Golf – 6, Women's Golf – 4, Rowing – 29, Women's Soccer – 3, Women's Tennis – 7, Men's Track & Field – 10, Women's Track & Field – 10, Volleyball – 11.

Specialty Awards:

Katie Brand – Senior CLASS Award All-American, AVCA All-Midwest Region, CoSIDA Academic All-District; **Will Brennan** – Big 12 Baseball All-Freshman Team; **Kersten Kober** – CoSIDA Academic All-District; **Breanna Lewis** – WBCA All-Region 3 Team, Big 12 Women's Basketball All-Defensive Team; **Shaelyn Martin** – CoSIDA Academic All-District; **D.J. Reed** – Big 12 Defensive Newcomer of the Year; **Cliff Rovelto** – USTFCCCA Midwest Region Women's Coach of the Year, Big 12 Women's Coach of the Year; **Elle Sandbothe** – Big 12 Volleyball All-Freshman Team; **Brooke Sassini** – AVCA All-Midwest Region; **Nina Schultz** – USTFCCCA Midwest Region Women's Field Athlete of the Year, Big 12 Outstanding Freshman of the Year; **Cam Thompson** – Big 12 Baseball All-Freshman Team; **Reggie Walker** – Big 12 Defensive Freshman of the Year; **Greg Watson** – USTFCCCA Midwest Region Assistant Coach of the Year; **Jordan Willis** – Big 12 Defensive Player of the Year, Big 12 Defensive Lineman of the Year; **Eternati Willock** – Big 12 Women's Basketball All-Freshman Team.



PATRICK SWEENEY
Women's Rowing | 15th Year



BRUCE WEBER
Men's Basketball | Sixth Year



DR. BE STONEY
Faculty Athletics Representative

ATHLETICS DIRECTOR'S OFFICE

Vanier Family Football Complex, Third Floor Phone: (785) 532-6910 Fax: (785) 532-2340
Gene Taylor (785) 532-6910
Director of Athletics kstatead@kstatesports.com
Charlie Thomas (785) 532-7608
Sr. Associate Athletic Director/Capital Project Development cthomas@kstatesports.com
Vicki Jones (785) 532-6912
Executive Assistant to Director of Athletics vjones@kstatesports.com
Brandi Glessner (785) 532-6910
Athletics Department Receptionist lgrubbs@kstatesports.com
Mike Schmidt (785) 532-6910
Courier mschmidt@kstatesports.com

ATHLETIC OPERATIONS, FACILITIES AND EVENTS

Bramlage Coliseum, Suite 37 Phone: (785) 532-7276 Fax: (785) 532-2761
Casey Scott (785) 532-5263
Senior Associate Athletics Director for Operations and Event Management cscott@kstatesports.com
Brian Cordill (785) 532-7713
Assistant Athletics Director for Event Operations bcordill@kstatesports.com
Jim Muller (785) 532-7602
Director of Venue Operations and Security jmuller@kstatesports.com
R.J. Bokelman (785) 532-7601
Director of Facility Operations rbokelman@kstatesports.com
Trey Borgrud (785) 532-7607
Assistant Director of Event Operations tborgrud@kstatesports.com
Mary Lough (785) 532-7276
Accountant mlough@kstatesports.com
Ryan Bailey (785) 532-7600
Facility Maintenance Supervisor for Bill Snyder Family Stadium rbailey@kstatesports.com
John Brown (785) 532-7600
Facility Maintenance Supervisor for Vanier Family Football Complex jbrown@kstatesports.com

AHEARN FUND

Vanier Family Football Complex, Third Floor Phone: (785) 532-7882 Fax: (785) 532-2340
Mike Clark (785) 532-7716
Senior Director of Development mclark@kstatesports.com
Josh McCowan (785) 532-7881
Senior Director of Development jmccowan@kstatesports.com
Austin Schilling (785) 532-7677
Associate Director of Development aschilling@kstatesports.com
Matt Giller (785) 532-7984
Assistant Director of Development mgiller@kstatesports.com
Susan Shipman (785) 532-7763
Senior Director of Hospitality & Special Events sshipman@kstatesports.com
Chelsey Frihart (785) 532-7952
Assistant Director of Hospitality & Special Events cfrihart@kstatesports.com
Katie Larson (785) 532-7882
Gift Processing Assistant klarson@kstatesports.com

BUSINESS OPERATIONS

Vanier Family Football Complex, Third Floor Phone: (785) 532-6910 Fax: (785) 532-5630
Bruce Shubert (785) 532-6020
Associate Athletic Director for Business Administration bshubert@kstatesports.com
Jeremy Niederwerder (785) 532-3332
Associate Athletics Director for Facilities jniederwerder@kstatesports.com
Andrew Shimon (785) 532-7712
Director of Information Technology ashimon@kstatesports.com
Jason Toews (785) 532-6587
Senior Accountant jtoews@kstatesports.com
April Stoddard (785) 532-7199
Accountant astoddard@kstatesports.com
Cindy Williams (785) 532-6586
Human Resource Manager cwilliams@kstatesports.com
Karen Biehler (785) 532-6252
Human Resource Specialist kbiehler@kstatesports.com
Aaron Lane (785) 532-7158
Computer Information Specialist alane@kstatesports.com

COMPLIANCE

Vanier Family Football Complex, Second Floor Phone: (785) 532-3990 Fax: (785) 532-2296
Lindsey Babcock (785) 532-7969
Senior Associate Athletics Director for Compliance lbabcock@kstatesports.com
Daren Koudele (785) 532-7678
Assistant Athletics Director for Compliance dkoudele@kstatesports.com
Brady Fritz (785) 532-6089
Assistant Director of Compliance bfritz@kstatesports.com
Casie Maxwell (785) 532-1210
Compliance Specialist cmawwell@kstatesports.com
Vera White (785) 532-3990
Administrative Assistant for Compliance Services vwhite@kstatesports.com

FAN EXPERIENCE AND SALES

Bramlage Coliseum, Suite 138 Phone: (785) 532-6911 Fax: (785) 532-7289
Joni Smoller (785) 532-5769
Assistant Athletics Director for Fan Experience and Sales jsmoller@kstatesports.com
Ron Cook (785) 532-5272
Director of Graphic Design rcook@kstatesports.com
Austin Anderson (785) 532-5379
Coordinator of Fan Experience and Sales aanderson@kstatesports.com

LICENSING

Bramlage Coliseum, Suite 138
Tami Brey Meyer (785) 532-6269
Director of Licensing tbrey Meyer@kstatesports.com

POWERCAT VISION/K-STATEHD.TV

West Stadium Center, Dev Nelson Press Level Phone: (785) 532-75180
Brian Smoller (785) 532-5180
Sportscasting/Director of Video Services bsmoller@kstatesports.com
Wyatt Thompson (785) 532-7982
Director of Sportscasting/Voice of the Wildcats wthompson@kstatesports.com
Andy Liebsch (785) 532-2703
Assistant Director of Video Services aliebsch@kstatesports.com
Norm Burge (785) 532-2701
Senior Video Engineer nburge@kstatesports.com
Preston Koerner (785) 532-2700
Video Producer pkoerner@kstatesports.com
Dakota German (785) 532-2701
Video Producer dgerman@kstatesports.com

SPORTS MEDICINE

Vanier Football Complex/Ice Family Basketball Center/Ahearn Field House Phone: (785) 532-6384 Fax: (785) 532-2864
Matt Thomason (785) 532-6384
Director of Sports Medicine/Head Athletic Trainer mthomason@kstatesports.com
Mindy Hoffman (785) 532-5880
Associate Athletic Trainer mhoffman@kstatesports.com
Ian Connoles (785) 532-3538
Director of Sport Psychology iconnoles@kstatesports.com
Scott Trausch (785) 532-6836
Sport Dietitian/Nutritionist strausch@kstatesports.com
Blaine Burris (785) 532-6988
Assistant Athletic Trainer (Baseball) bburris@kstatesports.com
Casey Carlson (785) 532-7244
Assistant Athletic Trainer (Soccer) ccarlson@kstatesports.com
Becca Fitzgerald (785) 532-7055
Assistant Athletic Trainer (Women's Basketball) bfitzgerald@kstatesports.com
Luke Sauber (785) 587-6929
Ice Family Basketball Center Sports Medicine Coordinator/Assistant Athletic Trainer lsauber@kstatesports.com
Emily Trausch (785) 532-1156
Assistant Athletic Trainer (Volleyball) eschueth@kstatesports.com
Simeon Seiler (785) 532-5792
Assistant Athletic Trainer sseiler@kstatesports.com

STRENGTH AND CONDITIONING

Vanier Football Complex/Ice Family Basketball Center Phone: (785) 532-6835 Fax: (785) 532-3888
Chris Dawson (785) 532-6835
Director of Strength and Conditioning cdawson@kstatesports.com
Danny Cavender (785) 532-7156
Head Strength & Conditioning Coach for Olympic Sports dcavender@kstatesports.com
Joshua Cyr (785) 532-2809
Assistant Strength and Conditioning Coach joyr@kstatesports.com
Darren Honeycutt (785) 395-2670
Assistant Strength and Conditioning Coach dhoneycutt@kstatesports.com
AJ Kloss (785) 320-3506
Assistant Strength and Conditioning Coach akloss@kstatesports.com
Corey Meredith (785) 532-1463
Assistant Strength and Conditioning Coach cmeredith@kstatesports.com
Ben O'Donnell (785) 532-2733
Assistant Strength and Conditioning Coach bodonnell@kstatesports.com
Evan Rapp (785) 532-5835
Assistant Strength and Conditioning Coach erapp@kstatesports.com
Christa Ryan (785) 532-3888
Assistant Strength and Conditioning Coach cryan@kstatesports.com
Kevin Schadt (785) 532-1464
Assistant Strength and Conditioning Coach kschadt@kstatesports.com

STUDENT-ATHLETE SERVICES OFFICE

Student-Athlete Enhancement Center, Vanier Family Football Complex Phone: (785) 532-5190 Fax: (785) 532-5191
Jill Shields (785) 532-6620
Executive Associate Athletics Director for Student Services/Senior Woman Administrator jshields@kstatesports.com
Liane Fowler (785) 532-5196
Assistant Director of Student Academic Services lfowler@kstatesports.com
Bill Banks (785) 532-5193
Program Director for Football bbanks@kstatesports.com
Arin Dunn (785) 532-5192
Director of Student-Athlete Development adunn@kstatesports.com
Jana Buehler (785) 532-5191
Director of Specialized Learning jbuehler@kstatesports.com
Kristin Waller (785) 532-5409
Associate Director of Student-Athlete Enhancement kwaller@kstatesports.com
Jamie Hamor (785) 532-5097
Academic Counselor jhamor@kstatesports.com
Marissa Edwards (785) 532-6987
Academic Counselor medwards@kstatesports.com
Kim Gross (785) 532-5293
Academic Counselor kgross@kstatesports.com
Maryclare Wheeler (785) 532-5190
Learning Specialist mwheeler@kstatesports.com

TICKET OPERATIONS

Bramlage Coliseum, Suite 146 Phone: (800) 221-CATS Fax: (785) 532-7689
Scott Garrett (785) 532-2880
Senior Associate Athletics Director for External Operations sgarrett@kstatesports.com
Leon Jackson III (785) 532-5582
Director of Ticket Services ljackson@kstatesports.com
Tony Cappellin (785) 532-7681
Assistant Director of Ticket Operations tcappellin@kstatesports.com
Adam Prough (785) 532-6650
Assistant Director of Fan Strategies aprough@kstatesports.com
Carter Olson (785) 532-6650
Ticket Services Coordinator colson@kstatesports.com

CONTACT INFORMATION

ADDRESS Kansas State Athletics Communications
 West Stadium Center at Bill Snyder Family Stadium
 Dev Nelson Press Level
 1800 College Avenue
 Manhattan, Kan. 66502
 ATHLETICS COMMUNICATIONS PHONE 785.532.6735
 ATHLETICS COMMUNICATIONS FAX 785.532.6093
 DEV NELSON PRESS BOX 785.539.3423
 OFFICIAL WEBSITE www.k-statesports.com

ATHLETICS COMMUNICATIONS DIRECTORY

Kenny Lannou, Associate AD for Communications Administration/Football Administration
 Office: 785.532.7977
 Mobile: 785.587.7867
 Email: klannou@kstatesports.com

Ryan Lackey, Assistant Director Football/Men's and Women's Golf
 Office: 785.532.7708
 Mobile: 785.587.7865
 Email: rlackey@kstatesports.com

Tom Gilbert, Associate Director Men's Basketball/Football Game Program
 Office: 785.532.7979
 Mobile: 785.587.7868
 Email: tgilbert@kstatesports.com

Randy Peterson, Assistant Director Women's Basketball/Soccer
 Office: 785.532.7975
 Mobile: 785.587.7769
 Email: rpeterson@kstatesports.com

Christopher Brown, Assistant Director Volleyball/Baseball/Tennis
 Office: 785.532.7976
 Mobile: 785.320.3090
 Email: cbrown@kstatesports.com

Andrew Eisch, Graduate Assistant Track and Field/Cross Country/Rowing
 Office: 785.532.2031
 Email: aeisch@kstatesports.com

Mary Gorman, Office Manager
 Office: 785.532.6735
 Email: mgorman@kstatesports.com

Kevin McCarty, Director of Digital Media
 Office: 785.532.0912
 Cell: 785.320.1576
 Email: kmccarty@kstatesports.com

Jay Moline, Director of Social Media/Digital Engagement
 Office: 785.532.2722
 Cell: 785.410.0713
 Email: jmoline@kstatesports.com

Ella Henton, Publications Coordinator
 Office: 785.532.7692
 Email: ehenton@kstatesports.com

Corbin McGuire, Feature Writer
 Cell: 316.308.6321
 Email: cmcguire@kstatesports.com

Photographer

Scott Weaver
 Mobile: 816.260.0426
 Email: scott@scottweaverphotos.com

Student Assistants

Cal Ballou	Jaden Jeffrey
Stephen Brunson	Braxton Jones
Hunter Corneliusen	Sarah O'Neill
Taylor Czajkowski	Kamerin Redmon
Andrew Dodderidge	Jarrett Whitson
Catalina Donnelly-Vazquez	Glenn Williams

K-STATE ATHLETICS COMMUNICATIONS



KENNY LANNOU
Assoc. AD for Communications



TOM GILBERT
Associate Director



RYAN LACKEY
Assistant Director



RANDY PETERSON
Assistant Director



CHRISTOPHER BROWN
Assistant Director



ANDREW EISCH
Graduate Assistant



MARY GORMAN
Office Manager



KEVIN McCARTY
Director of Digital Media



JAY MOLINE
Director of Social Media



ELLA HENTON
Publications Coordinator



CORBIN MCGUIRE
Feature Writer




SCOTT WEAVER
Photographer

FOLLOW K-STATE ON SOCIAL MEDIA

K-STATESPORTS **@KSTATESPORTS**
K-STATESPORTS **@KSTATESPORTS**

Join the conversation today! Follow K-State Athletics on all social media accounts to get behind-the-scene access to the Wildcats.

K-STATE NATIONALLY RECOGNIZED



The K-State Athletics Communications Office has picked up several honors over the past 12 years, including being named to the 2015 Football Writers Association of America "Super 11" field of sports information departments, which recognizes the best in the NCAA Football Bowl Subdivision. K-State, which has had 29 media guides earning top-five national honors over the last 12 years from the College Sports Information Directors of America (CoSIDA), had its 2015 football media guide judged "Best in the Nation," while the 2016 football game notes were rated "Second in the Nation."

ON THE ROAD WITH THE CATS

VANDERBILT [Sept. 16]

Nashville Airport Marriott
 600 Marriott Drive
 Nashville, TN 37214
 Phone: (615) 889-9300



TEXAS [Oct. 7]

Austin Marriott North
 2600 La Frontera Blvd
 Round Rock, TX 78681
 Phone: (512) 733-6767



KANSAS [Oct. 28]

Ramada Inn Downtown
 420 SE 6th Street
 Topeka, KS 66607
 Phone: (785) 234-5400



TEXAS TECH [Nov. 4]

MCM Elegante
 801 Avenue Q
 Lubbock, TX 79401
 Phone: (806) 763-1200



OKLAHOMA STATE [Nov. 18]

Embassy Suites OKC
 741 N. Phillips Avenue
 Oklahoma City, OK 73104
 Phone: (405) 239-3900



WYATT THOMPSON

Voice of the Wildcats

The 2014 and 2012 Kansas Sportscaster of the Year and 2011 recipient of the Hod Hummiston Award, play-by-play announcer **Wyatt Thompson** serves as the anchor of the K-State Sports Network and returns for his 16th season behind the mic as "Voice of the Wildcats."

K-State's Director of Sportscasting, Thompson also serves as host of the **Bill Snyder** and **Bruce Weber** shows on both television and radio. In addition, he is involved in various Catbacker Club, alumni and athletic department functions, frequently serving as a keynote speaker.

Thompson came to K-State from Colorado State, where he was the play-by-play voice for the Rams' football and men's basketball teams for five years. An accomplished broadcaster, he won the Colorado Broadcasting Association award for best play-by-play in 2000. In addition to his duties at CSU, he was also a sports reporter for Clear Channel Denver, the "Countdown to Kickoff" host for the Denver Broncos on KOA Radio and hosted the "Zone Sports Insiders" show on 760 The Zone in Denver.

Thompson started his broadcasting career in 1976 as a sportscaster for various high schools, colleges and universities in Kansas, spending time at stations in Hays and Goodland. He was recognized with the Kansas Association of Broadcasters Play-by-Play Award in 1982 and the Oscar Stauffer Sportscaster of the Year Award in 1989. He and his wife **Karen** reside in Manhattan.



STAN WEBER

Analyst

Providing the color analysis is former Kansas State quarterback **Stan Weber**. Now in his 31st year in the booth, Weber has passed legendary broadcaster Dev Nelson, who called games for 25 years, for the longest tenure of a K-State radio broadcaster.

In addition to these duties, Weber provides color commentary for men's basketball games on the K-State Sports Network as well on FOX Sports Kansas City television broadcasts. He is also a host of a college football show on network affiliate Sports Radio 810 WHB in Kansas City.

A native of Goddard, Kansas, he served as captain of the 1984 team and led the Wildcats in rushing while earning Academic All-American honors.

Weber, who graduated magna cum laude, received his bachelor's and master's degrees in accountancy from Kansas State and currently serves as Vice President-COO & CFO of Tower Properties, in addition to his broadcast duties. Weber was also a 2009 inductee into the K-State Accounting Hall of Fame and a 2014 inductee to the Kansas Shrine Bowl Hall of Fame.

Weber and his wife, **Nancy** (Freshnock), a former K-State cheerleader, have four children - **Brittani**, **Stanton**, **McKenzi** and **Landry**. Stanton was a five-year member of the K-State football program and served as the 2015 special teams captain, while he is currently an Offensive GA. Landry is a freshman wide receiver and McKenzie is a sophomore on the volleyball team. The Webers reside in Lenexa, Kansas.



MATT WALTERS

Sideline Reporter, Pregame and Postgame Host

Matt Walters is in his 13th year as the Wildcats' sideline reporter and host of the network's pre- and postgame show. The 2013 Kansas Sportscaster of the Year is also a 23-year veteran of K-State baseball broadcasts, while he also previously hosted the popular "Powercat Gameday" football pregame show on KMAN and KMKF. Walters also serves as an analyst for a portion of the men's basketball broadcasts on the K-State Sports Network as well as some play-by-play duties for women's basketball.

A 1992 graduate of Kansas State and native of Russell, Kansas, Walters spent 20 years at Manhattan Broadcasting before going to work for Manhattan's Commerce Bank in July 2014 as he is the Vice President/Commercial Product Specialist.

In addition to being named the Kansas Sportscaster of the Year by the National Sports-casters and Sportswriters Association (NSSA) in 2013, Walters also received the prestigious Oscar Stauffer Sportscaster of the Year in 2005.



K-STATE FOOTBALL IS ON THE AIR

Wildcat football is on the air! The 2017 football season marks the 13th year of the K-State Sports Network, a joint venture of Kansas State Athletics and Learfield Communications. Learfield Communications is a national leader in collegiate sports broadcasting and marketing, owning the rights for nearly 100 of the nation's top collegiate programs.



Bill Snyder Radio Show

Affiliates on the K-State Sports Network carry the **Bill Snyder Show** each Thursday night during the season. The show originates from the Vanier Family Football Complex from 7-8 p.m., during the season and is open to the public.

Network Affiliates [as of June 26, 2017]

MARKET	CALL LETTERS	FREQUENCY
Beloit.....	KSVL.....	1190 AM/105.5 FM
Chanute.....	KINZ.....	95.3 FM
Clay Center.....	KCLY.....	100.9 FM
Coffeyville.....	KGGF.....	690 AM
Colby/Goodland.....	KRDQ.....	100.3 FM
Concordia.....	KNCK.....	1390 AM/94.9 FM
Dodge City.....	KAHE.....	95.5 FM
Emporia.....	KVOE.....	101.7 FM
Great Bend.....	KZRS.....	107.9 FM
Hays/Ness City.....	KKDT.....	93.5 FM
Hiawatha.....	KNZA.....	103.9 FM
Hutchinson/Wichita.....	KHMY.....	93.1 FM
Junction City.....	KJCK.....	1420 AM
Kansas City.....	WHB.....	810 AM
Liberal.....	KSMW.....	1470 AM
Manhattan.....	KMAN.....	1350 AM/93.3 and 93.7 FM
Manhattan.....	KMKF.....	101.5 FM
Marysville.....	KNDY.....	1570 AM/94.1 FM
Medicine Lodge.....	KQZQ.....	98.3 FM
North Fort Riley.....	KBLS.....	102.5 FM
Norton.....	KQNK.....	1530 AM
Norton.....	KQNK.....	106.7 FM
Phillipsburg.....	KKAN.....	1490 AM
Phillipsburg.....	KQMA.....	92.5 FM
Pittsburg.....	KSEK.....	1340 AM
Russell.....	KRSL.....	990 AM/98.1 FM
Salina.....	KSAL.....	1150 AM
Scott City.....	KSCL.....	94.5 FM
Seneca.....	KMZA.....	92.1 FM
Topeka.....	WIBW.....	580 AM/104.9 FM
Topeka.....	WIBW.....	94.5 FM
Wichita.....	KQAM.....	1480 AM
Winfield/Wichita.....	KWLS.....	107.9 FM

For an up-to-date list of stations on the K-State Sports Network and for a list of FAQ's, please visit www.k-statesports.com. LIVE FREE audio of Wildcat football games will also be available again in 2017 - go to www.k-statesports.com to listen!

K-State Sports Properties Staff



BEN BOYLE
General Manager



BRETT FOLTZ
Senior Manager
Business Development



SETH ALBERG
Senior Manager
Business Development



JEFF BLOOMER
Manager
Business Development



GREG GOODMAN
Manager
Business Development



LOGAN CRAGHEAD
Partnership Services



Welcome to K-State! Thank you for your interest in Kansas State football. The K-State Athletics Communications Office has produced the 2017 media guide to assist in your coverage of the Wildcats. Please feel free to contact any member of our staff with questions, requests or concerns. We look forward to working with you throughout the season.

COVERING K-STATE

Weekly News Conference

Head coach Bill Snyder hosts a weekly news conference each Tuesday at the Vanier Family Football Complex beginning with lunch at 12 p.m. Snyder will address the media at 12:30 p.m., with requested players available from 1 to 2 p.m. To request players for the weekly news conference, media should contact either Associate AD for Communications **Kenny Lannou** (klannou@kstatesports.com) or Assistant Director of Athletics Communications **Ryan Lackey** (rlackey@kstatesports.com) each Monday. Quotes from the news conference are available on www.k-statesports.com each Tuesday afternoon.

News Conference Video

Broadcast-quality video files for television newscasts of each weekly news conference are available for download on Tuesday afternoons. Contact the K-State Athletics Communications for FTP access instructions.

Other Availability

Bill Snyder: In addition to K-State's Tuesday news conference, head coach Bill Snyder is available to the media each Monday morning on the Big 12 Conference's weekly teleconference. Coach Snyder is also available via telephone for out-of-town media outlets on Wednesday evenings. Please contact the K-State Athletics Communications Office for those opportunities.

Assistant Coaches: Please contact the K-State Athletics Communications Office for information relating to assistant coach media opportunities.

Players: All player interviews MUST be arranged through the K-State Athletics Communications Office. During the season, Wildcat players are available to the media at Tuesday news conferences. No player interviews will be arranged after Tuesday on the week of a game.

GAMEDAY INFO

Working Credentials

Media outlets interested in covering Kansas State football on either a season or individual-game basis are requested to submit all applications for credentials through the K-State Athletics Communications football credential application website. To access the website, please visit www.k-statesports.com/media. K-State is unable to process written requests for football credentials. Please be sure and review the department's credential policies on page 216.

Because of inconsistent mail delivery service on tight deadlines, media passes may not be mailed in some instances. If this is the case, passes may be picked up at a location to be determined by the K-State Athletics Communications Office. Individuals picking up credentials will be required to furnish positive identification. All credentials are non-transferable and are issued based on Kansas State's credential policy.

Admission to the press level is for working media only. Only those media with official K-State credentials will be admitted. Friends, spouses, children under the age of 16 and non-workers are not welcome in the press area.

Press Parking

Press parking is limited and will be issued upon request on a first-come, first-served basis as available. Contact the Kansas State Athletics Communications Office regarding details and directions to press parking areas.

Photographers

Only accredited photographers on assignment from recognized media outlets will be issued sideline credentials. All photographers must obtain and wear a K-State Athletics vest (available in the press box on gamedays) and a media pass to shoot inside Bill Snyder Family Stadium. NCAA rules limit shooting to outside the restraining line enclosing the playing field and outside the 25-yard lines (the team areas). Children under 16 years old are not permitted on the sideline.

Photographers are asked to stay behind the white dotted line on the field with priority given to cameras of broadcast crews televising the game.

The designated photographer work space is on the field level of Bill Snyder Family Stadium, just inside the northeast (visiting team) tunnel. Tables, chairs, power strips and wireless internet are provided and the area may be used on a first-come, first-served basis.

Visiting Radio Stations

To inquire about access to Kansas State's existing radio courtesy lines, visiting radio stations should contact **Ben Boyle**, K-State Sports Network General Manager, at 785.532.2702. Only those stations recognized as the official originator for the visiting team will be afforded broadcast facilities. For national networks, a rights fee is charged. National networks are also required to protect the broadcast footprint of the K-State Sports Network. Broadcast facilities for national networks are available on the photo deck on a first-come, first-served basis.

Websites

K-State reserves the right to deny media credentials to any individual whose website is not affiliated with an official news-gathering organization or publication. Credentials will be issued to official online services of national, over-the-air or cable networks or established publications which are staffed by full-time employees whose primary function is to produce content from the game.

Credentials will not be granted to any online agency operating sites that are in any way affiliated with gambling, or to "freelance" or "fan-based" sites that are not affiliated with a legitimate news gathering organization or publication.

Membership in a writer's association does not automatically qualify an agency for credentials.

Road Credentials

Obtaining media credentials for K-State road games is the sole responsibility of each media outlet. Credentials are granted at the discretion of the host institution. Please be specific when requesting the type of credential needed. Opponent SID telephone numbers are listed on pages 56-57.

MEDIA SERVICES

Weekly Release

The K-State Athletics Communications Office provides its weekly football release via email. Updated notes and statistics are posted on www.k-statesports.com Monday morning in both text and PDF (Adobe Acrobat) formats. To receive K-State's weekly notes package via email, please either contact **Ryan Lackey** (rlackey@kstatesports.com).

Working Space

K-State provides work space for media outlets in the Athletics Communications Office following each Tuesday news conference. The office is located on the sixth level of the West Stadium Center at Bill Snyder Family Stadium and is fully equipped with wireless internet access. Telephone lines, a copier and archived materials are also available to working media members.

Dev Nelson Press Level

The Dev Nelson Press Level includes a working area for print media, home and visiting radio networks, home and visiting coaches' booths, opposing athletics director booth, TV booth, radio spots, coaches' video and a photo deck.

Press Box Services

Packets including statistics, pregame notes, flipcards and programs will be available for media in the press box prior to each game. Quarter, halftime and final statistics, a running play-by-play and postgame quotes from coaches and players of both teams also will be provided. Live running statistics are also available on TVs throughout the press box and on the Internet at kstate.statbroadcast.com during the game. Final statistics, notes and quotes will be made available to the media following the game and are posted on the official K-State Athletics website shortly after the conclusion of each contest.

Internet Access

The Dev Nelson Press Level is equipped with high-speed wireless Internet. Media wishing to file stories electronically as well as photographers may access the network with a wireless internet card. Please contact a member of the K-State Athletics Communications Office for access and usage instructions.

Postgame Policy

Kansas State's locker room is closed. Media in the press box will be asked to submit a list of player requests to either **Kenny Lannou** or **Ryan Lackey** at the start of the fourth quarter. Coach Snyder and requested players will be available in the team theater on the third floor of the Vanier Family Football Complex following a brief cooling off period.

Postgame news conferences for visiting teams will take place in the designated visiting team interview area, which is accessible through the visiting team tunnel in the northeast corner of the stadium.

Postgame Highlights

The Kansas State Athletics Department produces broadcast-quality files of highlights for use in newscasts following all non-televised home games. Please contact the K-State Athletics Communications Office or K-StateHD.TV staff for FTP access instructions and information.

Telephones

All media or broadcast crews wishing to have phone lines installed in the press box are responsible for making their own arrangements. Phones may be ordered through KSU Telecommunications at 785.532.7001. Please provide the following address to telephone service personnel when requesting phone line installation: Bill Snyder Family Stadium Press Level, 1800 Kimball Avenue, Manhattan, KS 66502. The stadium press row phone number is 785.539.3423.

Media Meals

A pregame meal is served in the Dev Nelson Press Level two hours prior to each game. The meal is reserved for working members of the media with proper credentials. Milk and ice cream are also provided for all games courtesy of Hiland Dairy of Manhattan.

K-STATE CREDENTIAL POLICY

Credentials and working space for media members are issued at the sole and exclusive discretion of the Kansas State Athletics Communications Office based on the following priorities and guidelines:

1. Originating radio and television personnel involved in a live broadcast.
2. Daily newspapers regularly covering Kansas State University, the current-game opponent or another Big 12 school. Wire services, regional and national publications are also afforded this priority.
3. Non-originating radio and television personnel producing reports on the game. Only local radio stations with a full-time sports director conducting a regular sports show receive consideration.
4. Officially recognized Kansas State University student publications or electronic media outlets.
5. Non-daily newspapers reporting on the game.

OTHER CREDENTIAL GUIDELINES

1. With the exception of beat writers covering Kansas State daily, all passes are issued on a game-by-game basis with consideration of available working space.
2. Passes are non-transferable and are subject to immediate revocation if transferred to non-working members of a media outlet.
3. Kansas State University and the NCAA prohibit the issuance of credentials to representatives of organizations that regularly publish gambling information, such as "tout" or "tip" sheets.
4. Websites that sponsor "message boards" or "chat rooms" where people are allowed to post anonymous information or rumors are ineligible for credentials or access to media functions.
5. If a news-gathering medium has an online website that sponsors anonymous forums, it may continue to request credentials under its traditional medium (newspaper, magazine, radio or television), but will not be granted additional passes or access for online staff.
6. Kansas State University reserves the right to deny media credentials to any individual whose website is not affiliated with a recognized news-gathering organization.
7. All persons picking up credentials will be required to furnish positive identification. All credentials are non-transferable.
8. Spouses, dates, non-workers and anyone under 16 years of age are not permitted in the working press area.
9. Restrictions have been made on the usage of internet video of K-State Athletic events. Highlights of game action and/or press conferences from K-State events are limited to and cannot exceed three (3) minutes in length per event.
10. Each outlet requesting credentials will be permitted a MAXIMUM of TWO "on-field" passes which can be designated for still photography or video use. These two passes MUST be utilized in a working fashion and each user must check out a PHOTO VEST from the press level (which must be worn on the field at all times).

2017 BIG 12 MEDIA TELECONFERENCE

The Big 12 Conference hosts individual media teleconferences with each Big 12 head coach throughout each football season. The briefings are conducted between 9:50 a.m. and 11:30 a.m. each Monday from the league's headquarters in Irving, Texas, and are available to local and national media outlets. To participate in the teleconference, please contact **Joni Lehmann** in the Big 12 Communications Office at 469.524.1000 for details on how to join the weekly call. The weekly call-in schedule for 2017 season is as follows:



- 9:50 a.m. — Tom Herman, Texas
- 10:00 a.m. — David Beaty, Kansas
- 10:10 a.m. — Lincoln Riley, Oklahoma
- 10:20 a.m. — Mike Gundy, Oklahoma State
- 10:30 A.M. — BILL SNYDER, KANSAS STATE**
- 10:40 a.m. — Dana Holgorsen, West Virginia
- 10:50 a.m. — Kliff Kingsbury, Texas Tech
- 11:00 a.m. — Matt Rhule, Baylor
- 11:10 a.m. — Matt Campbell, Iowa State
- 11:20 a.m. — Gary Patterson, TCU

PRINT

WIRE SERVICE

The Associated Press (Kansas City)
 215 W. Pershing Road
 Kansas City, MO 64108
PHONE: 816.421.4844
FAX: 816.421.3590
SPORTS EDITOR: Dave Skretta

NEWSPAPERS

Manhattan Mercury
 318 North Fifth St.
 Manhattan, KS 66502
PHONE: 785.776.2300 ext. 244
FAX: 785.776.8807
ONLINE: www.themercury.com
SPORTS EDITOR: Joel Jellison
BEAT WRITERS: Maria McIlwain, Staff Reports

Topeka Capital-Journal
 616 SE Jefferson
 Topeka, KS 66607
PHONE: 800.777.7171 ext. 1159
FAX: 785.295.1230
ONLINE: www.cjonline.com
SPORTS EDITOR: Tim Bisel
K-STATE BEAT WRITER: Ken Corbitt
COLUMNIST: Kevin Haskin

Kansas City Star
 1729 Grand Blvd.
 Kansas City, MO 64108
PHONE: 816.234.4355
FAX: 816.234.4360
ONLINE: www.kansascity.com
SPORTS EDITOR: Jeff Rosen
K-STATE BEAT WRITER: Kellis Robinett
COLLEGE WRITER: Blair Kerkhoff
COLUMNISTS: Sam Mellinger, Vahe Gregorian

Wichita Eagle
 PO Box 820
 Wichita, KS 67201
PHONE: 316.268.6251
FAX: 316.268.6536
ONLINE: www.kansas.com
SPORTS EDITOR: Kirk Seminoff
K-STATE BEAT WRITER: Kellis Robinett

Salina Journal
 333 South Fourth Street
 Salina, KS 67401
PHONE: 785.823.6363
FAX: 785.827.6060
ONLINE: www.saljournal.com
SPORTS EDITOR: Bob Davidson

Hutchinson News
 PO Box 190
 Hutchinson, KS 67504
PHONE: 800.766.5742
FAX: 620.662.4186
ONLINE: www.hutchnews.com

K-State Collegian
 Kedzie Hall
 Manhattan, KS 66506
PHONE: 785.532.6556
FAX: 785.532.6456
ONLINE: www.kstatecollegian.com

SPECIALITY PUBLICATIONS

Powercat Illustrated
 1125 Moro
 Manhattan, KS 66502
PHONE: 785.539.8041
FAX: 785.539.8067
ONLINE: www.gopowercat.com
PUBLISHER: Tim Fitzgerald
ASSOCIATE PUBLISHER/EDITOR: Becky Fitzgerald
ASSISTANT EDITOR: Scott Fritchen
MANAGING EDITOR: Jason Walker
BEAT WRITER: Riley Gates

Kansas Pregame Magazine
ONLINE: www.kansaspregame.com
PUBLISHER: John Baetz

TELEVISION

WORLD-WIDE

K-StateHD.TV
 West Stadium Center
 1800 College Avenue
 Manhattan, KS 66502
PHONE: 785.532.5180
ONLINE: www.k-statehd.tv
DIRECTOR: Brian Smoller
PRODUCER/DIRECTOR: Andy Liebsch
VIDEO PRODUCERS: Preston Koerner, Dakota German

TOPEKA

KSNT (NBC Affiliate Channel 27)
KTMJ (FOX Affiliate Channel 43)
KTKA (ABC Affiliate Channel 49)
 6835 NW HWY 24
 Topeka, KS 66618
PHONE: 785.582.4000
FAX: 785.582.5283
ONLINE: www.ksnt.com
SPORTS DIRECTOR/ANCHOR: Matt Gasper
REPORTER: Zaldy Doyungan

WIBW (CBS Affiliate Channel 13)
 631 SW Commerce Place
 Topeka, KS 66615
PHONE: 785.272.6397
FAX: 785.272.1363
ONLINE: www.wibw.com
SPORTS DIRECTOR: Chris Lilly
REPORTER: Jonathan Deutsch

KANSAS CITY

KMBC (ABC Affiliate Channel 9)
 6455 Winchester Avenue
 Kansas City, MO 64133
PHONE: 816.221.9999
FAX: 816.421.4163
ONLINE: www.kmbc.com
SPORTS DIRECTOR: Len Jennings
REPORTERS: Len Dawson, Karen Kornacki

KCTV (CBS Affiliate Channel 5)
 4500 Shawnee Mission Parkway
 Fairway, KS 66205
PHONE: 913.677.5555
FAX: 913.677.7243
ONLINE: www.kctv5.com
REPORTERS: Andrew Carter, Dani Welniak

KSHB (NBC Affiliate Channel 41)
 4720 Oak Street
 Kansas City, MO 64112
PHONE: 816.753.4141
FAX: 816.932.4201
ONLINE: www.nbcactionnews.com
SPORTS DIRECTOR: Mick Shaffer
REPORTERS: Dee Jackson, Ryan Marshall

WDAF (FOX Affiliate Channel 4)
 3030 Summit
 Kansas City, MO 64108
PHONE: 816.753.4567
FAX: 816.561.4184
ONLINE: www.fox4kc.com
SPORTS DIRECTOR: Al Wallace
REPORTER: Jason Lamb

WICHITA

KAKE (ABC Affiliate Channel 10)
 1500 N. West Street
 Wichita, KS 67203
PHONE: 316.946.1397
FAX: 316.943.5374
ONLINE: www.kake.com
SPORTS DIRECTOR: Chase Shannon
REPORTERS: Austin Cliff, Lindi Simpson

KSN (NBC Affiliate Channel 3)
 833 N. Main Street
 Wichita, KS 67203
PHONE: 316.265.3333; 316.292.1111
FAX: 316.292.1195
ONLINE: www.ksn.com
SPORTS DIRECTOR: Elliott Polakoff
REPORTERS: Jeff Eberle

KWCH (CBS Affiliate Channel 12)
 2815 E. 37th North
 Wichita, KS 67219
PHONE: 316.838.1212
FAX: 316.831.6180
ONLINE: www.kwch.com
EXECUTIVE SPORTS PRODUCER: Lance Snow
SPORTS REPORTERS: Will Kunkel, Arielle Orsuto, Gardner Royce

RADIO

K-State Sports Network
 1800 College Avenue
 Manhattan, KS 66502
PHONE: 785.532.1000
FAX: 785.532.2004
GENERAL MANAGER: Ben Boyle
PLAY-BY-PLAY: Wyatt Thompson
ANALYST: Stan Weber
SIDELINE REPORTER, PRE/POSTGAME HOST: Matt Walters

KMAN/K-ROCK (1350 AM/101.5 FM)
 2414 Casement Road
 Manhattan, KS 66502
PHONE: 785.776.1350
FAX: 785.539.1000
ONLINE: www.1350kman.com
PROGRAM DIRECTOR: Dave Lewis
SPORTS DIRECTOR: John Kurtz
SPORTS REPORTER: Tyler Dreiling

KQLA/KJCK (103.5 FM/94.5 FM/1420AM)
 PO Box 789
 Junction City, KS 66441
PHONE: 785.587.0103; 785.762.5525
FAX: 785.762.5387
ONLINE: www.kqla.com/www.kjck.com
PROGRAM DIRECTOR: Jerry Brecheisen
NEWS DIRECTOR: Dewey Terrill

KCSP (610 AM)
 4935 Belinder Road
 Westwood, KS 66205
PHONE: 913.677.8998
FAX: 913.677.8080
ONLINE: www.610sports.com
PROGRAM DIRECTOR: John Hanson

KGSO (1410 AM)
 1632 South Maize Road
 Wichita, KS 67209
PHONE: 316.721.4407
FAX: 316.721.8276

KSAL (1150 AM)
 Box 80
 Salina, KS 67402
PHONE: 785.823.1111
FAX: 785.823.2034
ONLINE: www.ksalink.com
SPORTS DIRECTOR: Pat Strathman

WHB (810 AM)
 6721 W. 121st Street
 Overland Park, KS 66209
PHONE: 913.344.1500
FAX: 913.344.1599
ONLINE: www.810whb.com
SPORTS DIRECTOR: Kevin Kietzman

WIBW (580 AM)
 Box 1818
 Topeka, KS 66601
PHONE: 785.272.3456
FAX: 785.228.7282
ONLINE: www.580wibw.com
SPORTS DIRECTOR: Jake Lebahn
REPORTER: Dan Lucero

	Sept. 2	Sept. 9	Sept. 16	Sept. 23	Sept. 30	Oct. 7	Oct. 14	Oct. 21	Oct. 28	Nov. 4	Nov. 11	Nov. 18	Nov. 25
	Central Arkansas	Charlotte	at Vanderbilt	BYE	Baylor	at Texas	TCU	Oklahoma	at Kansas	at Texas Tech	West Virginia	at Oklahoma St.	Iowa State
	at K-State	at Murray State	Southeastern La.	BYE	Sam Houston St.	at Houston Baptist	Stephen F. Austin	at Northwestern St.	McNeese State	at Lamar	at Incarnate Word	Abilene Christian	
	at E. Michigan (9/1)	at K-State	North Carolina A&T	Georgia State	at FIU	Marshall	at Western Kentucky	UAB	BYE	at Old Dominion	Middle Tennessee	at Southern Miss	Florida Atlantic
	at Middle Tennessee	Alabama A&M	K-State	Alabama	at Florida	Georgia	at Ole Miss	BYE	at South Carolina	Western Kentucky	Kentucky	Missouri	at Tennessee
	Liberty	UTSA	at Duke	Oklahoma	at K-State	BYE	at Oklahoma St.	West Virginia	Texas	at Kansas	vs. Texas Tech ³	Iowa State	at TCU (11/24)
	Maryland	San Jose State	at USC	BYE	at Iowa St. (9/28)	K-State	vs. Oklahoma ²	Oklahoma State	at Baylor	at TCU	Kansas	at West Virginia	Texas Tech (11/24)
	Jackson State	at Arkansas	SMU	at Oklahoma St.	BYE	West Virginia	at K-State	Kansas	at Iowa State	Texas	at Oklahoma	at Texas Tech	Baylor (11/24)
	UTEP	at Ohio State	Tulane	at Baylor	BYE	Iowa State	vs. Texas ²	at K-State	Texas Tech	at Oklahoma St.	TCU	at Kansas	West Virginia
	SE Missouri State	Central Michigan	at Ohio	West Virginia	BYE	Texas Tech	at Iowa State	at TCU	K-State	Baylor	at Texas	Oklahoma	at Oklahoma St.
	E. Washington	BYE	Arizona State	at Houston	Oklahoma State	at Kansas	at West Virginia	Iowa State	at Oklahoma	K-State	vs. Baylor ²	TCU	at Texas (11/24)
	vs. Va Tech ¹ (9/3)	East Carolina	Delaware State	at Kansas	BYE	at TCU	Texas Tech	at Baylor	Oklahoma State	Iowa State	at K-State	Texas	at Oklahoma
	Tulsa (8/31)	at S. Alabama (9/8)	at Pittsburgh	TCU	at Texas Tech	BYE	Baylor	at Texas	at West Virginia	Oklahoma	at Iowa State	K-State	Kansas
	Northern Iowa	Iowa	at Akron	BYE	Texas (9/28)	at Oklahoma	Kansas	at Texas Tech	TCU	at West Virginia	Oklahoma State	at Baylor	at K-State

1 - FedExField; Landover, Md. | 2 - Cotton Bowl; Dallas, Texas | 3 - AT&T Stadium; Arlington, Texas

2017 BIG 12 CONFERENCE COMPOSITE SCHEDULE

Thursday, August 31

Tulsa at Oklahoma State, 6:30 p.m. (FS1)

Saturday, September 2

Maryland at Texas, 11 a.m. (FS1)
 UTEP at Oklahoma, 2:30 p.m. (FOX)
 Eastern Washington at Texas Tech, 3 p.m. (FSN)
 Southeast Missouri State at Kansas, 6 p.m. (JTV)
 Central Arkansas at K-State, 6:10 p.m. (K-StateHD.TV)
 Jackson State at TCU, 7 p.m. (FSN)
 Northern Iowa at Iowa State, 7 p.m. (Cyclones.tv)
 Liberty at Baylor

Sunday, September 3

West Virginia vs. Virginia Tech, 6:30 p.m. (ABC)
FedEx Field; Landover, Md.

Friday, September 8

Oklahoma State at South Alabama, 7 p.m. (ESPN2)

Saturday, September 9

Charlotte at K-State, 11 a.m. (FSN)
 East Carolina at West Virginia, 11 a.m. (FS2)
 Iowa at Iowa State, 11 a.m. (ESPN or ESPN2)
 San Jose State at Texas, 2:30 p.m. (LHN)
 TCU at Arkansas, 2:30 p.m. (CBS)
 Central Michigan at Kansas, 3 p.m. (FSN)
 Oklahoma at Ohio State, 6:30 p.m. (ABC)
 UTSA at Baylor, 7 p.m. (FSN)

Saturday, September 16

Baylor at Duke, 11 a.m. (ACC Network)
 Delaware at West Virginia, 11 a.m. (ROOT)
 Iowa State at Akron, 11 a.m. (CBS Sports Network)
 Oklahoma State at Pittsburgh, 11 a.m. (ABC or ESPN2)
 Kansas at Ohio, 1 p.m. (ESPN3)
 SMU at TCU, 2:30 p.m. (ESPN)
 Tulane at Oklahoma, 5 p.m. (PPV)
 K-State at Vanderbilt, 6:30 p.m. (ESPN)
 Arizona State at Texas Tech, 7 p.m. (FSN)
 Texas at USC, 7:30 p.m. (FOX)

Saturday, September 23

Oklahoma at Baylor
 TCU at Oklahoma State
 Texas Tech at Houston
 West Virginia at Kansas

Thursday, September 28

Texas at Iowa State, 6:30 or 7 p.m. (ESPN)

Saturday, September 30

Baylor at K-State
 Texas Tech at Oklahoma State

Saturday, October 7

K-State at Texas
 Iowa State at Oklahoma
 Texas Tech at Kansas
 West Virginia at TCU

Saturday, October 14

TCU at K-State
 Baylor at Oklahoma State
 Iowa State at Kansas
 Kansas at Iowa State
 Oklahoma vs. Texas
Cotton Bowl; Dallas, Texas
 Texas Tech at West Virginia

Saturday, October 21

Oklahoma at K-State
 Iowa State at Texas Tech
 Kansas at TCU
 Oklahoma State at Texas
 West Virginia at Baylor

Saturday, October 28

K-State at Kansas
 Oklahoma State at West Virginia
 TCU at Iowa State
 Texas at Baylor
 Texas Tech at Oklahoma

Saturday, November 4

Oklahoma at Oklahoma State (FOX or FS1)
 K-State at Texas Tech
 Baylor at Kansas
 Iowa State at West Virginia
 Texas at TCU

Saturday, November 11

Kansas at Texas, 5 p.m. (LHN/Jayhawk TV)
 West Virginia at K-State
 Baylor vs. Texas Tech
AT&T Stadium; Arlington, Texas
 Oklahoma State at Iowa State
 TCU at Oklahoma

Saturday, November 18

K-State at Oklahoma State
 Iowa State at Baylor
 Oklahoma at Kansas
 TCU at Texas Tech
 Texas at West Virginia

Friday, November 24

Baylor at TCU, 11 a.m. (FS1)
 Texas Tech at Texas, 7 p.m. (FOX)

Saturday, November 25

Iowa State at K-State
 Kansas at Oklahoma State
 West Virginia at Oklahoma

Saturday, December 2

Big 12 Championship
AT&T Stadium; Arlington, Texas

HALL OF FAME HEAD COACH
TOP-20 NATIONALLY IN WINS SINCE 1995

50th SEASON OF KSU/BILL SNYDER FAMILY STADIUM

1968-2017

\$185 Million in improvements over the last five years.

131-33-1 home record under Hall of Fame head coach Bill Snyder.

Six undefeated home records since 1992.

33-straight sellouts.



2017 SCHEDULE

9/2 CENTRAL ARKANSAS

9/9 CHARLOTTE

9/16 @VANDERBILT

9/30 BAYLOR

10/7 @TEXAS

10/14 TCU

10/21 OKLAHOMA

10/28 @KU

11/4 @TEXAS TECH

11/11 WEST VIRGINIA

11/18 @OKLAHOMA STATE

11/25 IOWA STATE

