



# #EARNIT

## 2017 KANSAS FOOTBALL MEDIA GUIDE



 /KANSASFOOTBALL

 @/KU\_FOOTBALL

 @KUFOOTBALL

 KU\_FOOTBALL

**TODD BRADFORD**  
LB

**JESSE WILLIAMS**  
DL

**ZACH YENSER**  
Run Game Coord./OL

**KENNY PERRY**  
Rec. Coord./CB

**JOE DEFOREST**  
Special Teams Coord.

**GARRET RILEY**  
QB

**DOUG MEACHAM**  
Off. Coord./WR

**DAVID BEATY**  
Head Coach

**CLINT BOWEN**  
Asst. HC/Def. Coord./S

**TONY HULL**  
Assoc. HC/RB

# KU COACHING STAFF

**QUICK  
FACTS**  
2

**PLAYER  
BIOS**  
45

**COACH  
BIOS**  
77

**2016  
REVIEW**  
109

**RECORD  
BOOK**  
123

**HISTORY  
BOOK**  
151

<p>SEPT. 2</p>  <p>SEMO</p>	<p>SEPT. 9</p>  <p>CENTRAL MICHIGAN</p>	<p>SEPT. 16</p>  <p>AT OHIO</p>	<p>SEPT. 23</p>  <p>WEST VIRGINIA</p>	<p>OCT. 7</p>  <p>TEXAS TECH</p>	<p>OCT. 14</p>  <p>AT IOWA STATE</p>
<p>OCT. 21</p>  <p>AT TCU</p>	<p>OCT. 28</p>  <p>KANSAS STATE</p>	<p>NOV. 4</p>  <p>BAYLOR</p>	<p>NOV. 11</p>  <p>AT TEXAS</p>	<p>NOV. 18</p>  <p>OKLAHOMA</p>	<p>NOV. 25</p>  <p>AT OKLAHOMA STATE</p>

**CREDITS**

The 2017 University of Kansas football media guide was produced by the Kansas Communications office.

Editors:  
Katy Lonergan, D.J. Haurin, Trae Green, Josh Carson, Montell Cozart

Guide Layout and Design:  
Jackie Berra, Kathleen Hermesch

Cover Design:  
MBB+, Kathleen Hermesch

Editorial Assistance:  
Todd Kober, Erin Penning

Photography:  
Jeff and Laura Jacobsen

Additional Photos:  
Mike Gunnoe, Rachel Pincus, LeAnn Meyer, Doug Stremel, Jason Dailey, Harland J Schuste, KU Student Housing, KU Marketing Communications, Communications Archives, Lawrence Convention and Visitor's Bureau, NFL Teams, Orange Bowl Committee.

The University of Kansas prohibits discrimination on the basis of race, color, ethnicity, religion, sex, national origin, age, ancestry, disability, status as a veteran, sexual orientation, marital status, parental status, gender identity, gender expression and genetic information in the University's programs and activities. The following person has been designated to handle inquiries regarding the non-discrimination policies: Director of the Office of Institutional Opportunity and Access, IOA@ku.edu, 1246 W. Campus Road, Room 153A, Lawrence, KS, 66045, (785) 864-6414, 711 TTY.

<b>THIS IS KANSAS FOOTBALL</b>	8	Punt Return Records	142
<b>MEET THE JAYHAWKS</b>		Tackle Records	143
Returnee Bios	46	Interception Records	145
Newcomer Bios	71	Team Per Game Bests	146
<b>COACHES/STAFF</b>		Team Game Bests	147
Head Coach David Beaty	78	Team Year-by-Year Totals	148
Assistant Coaches	81	Miscellaneous Team Records	150
Football Staff	93	<b>HISTORY</b>	
<b>2017 OPPONENTS</b>		AP All-Americans	152
Opponents	100	National Honors	154
Series Histories	102	All-Star Game Selections	155
All-Time Series History	104	All-Conference Honors	156
2017-18 Bowl Schedule	105	Academic All-Conference	158
Big 12 Conference	106	NCAA Rankings	159
<b>2016 REVIEW</b>		Conference Leaders	160
2016 Results/Stats	110	NFL Jayhawks	161
Team Game-by-Game Stats	113	KU in the NFL Draft	163
Individual Game-by-Game Stats	114	vs. AP Ranked Opponents	164
2016 Game Recaps	117	KU in the Polls	165
<b>RECORD BOOK</b>		All-Time Bowl Summaries	166
Rushing Records	124	Bowl Game Records	170
Passing Records	128	All-Time Lettermen	171
Receiving Records	132	Capsule History	177
Total Offense Records	135	Year-by-Year Results	179
All-Purpose Records	137	All-Time Coaching Records	189
Scoring Records	138	Season Results	190
Place Kicking Records	139	All-Time Assistant Coaches	192
Punting Records	140	Media Information	193
Kick Return Records	141	Douglas A. Girod, University Chancellor	194
		Dr. Sheahon Zenger, Director of Athletics	195
		Jayhawk IMG Sports Network	196
		NCAA Compliance	197
		Williams Education Fund	198



# Quick Facts

## UNIVERSITY INFORMATION

Location	Lawrence, Kan.
School Founded	1866
Enrollment	28,401
Nickname	Jayhawks
Colors	Crimson (Pantone 186) and Blue (Pantone 293)
Conference	Big 12 Conference
Chancellor	Douglas A. Girod (UC Davis)
Director of Athletics	Dr. Sheahon Zenger (Kansas State, 1988 & 1992; Kansas, 1996)
Deputy A.D./Football Administrator	Sean Lester
Ticket Office Phone	800/34-HAWKS (42957)

## STADIUM INFORMATION

Stadium Name	Kivisto Field at Memorial Stadium
Year Opened	1921
Capacity	50,071
Surface	Field Turf (Installed 2009)

## COACHING STAFF

David Beaty	Head Coach
Alma Mater	Lindenwood College, 1994
Record at KU	2-22 (Third Season)
Overall Record	2-22 (Third Season)
Clint Bowen	Assistant H.C./Defensive Coord./Safeties
Todd Bradford	Linebackers
Joe DeForest	Special Teams Coordinator
Tony Hull	Associate H.C./Running Backs
Doug Meacham	Offensive Coord./Wide Receivers
Kenny Perry	Recruiting Coord./Co-Defensive Coord./Cornerbacks
Garrett Riley	Quarterbacks
Jesse Williams	Defensive Line
Zach Yenser	Run Game Coord./Offensive Line
Zac Woodfin	Director of Strength & Conditioning
Brett Allen	Graduate Assistant - Special Teams
Cassius Sendish	Graduate Assistant - Defense
Victor Simmons	Graduate Assistant - Defense
Brian Hudson	Graduate Assistant - Offense

## 2016 REVIEW

Overall Record	2-10
Conference Record	1-8
Home Record	2-4
Road Record	0-6
Neutral Site Record	0-0

## SUPPORT STAFF

Murphy Grant	Assistant AD/Sports Medicine
Nolan Jones	Director of Football Operations
Gene Wier	Director of High School Relations
Troy Kema	Dir. of Player Personnel & SA Services
Jeff Jordan	Director of Personnel
Tyler Olker	Director of Recruiting
Catherine Carmichael	Assistant Dir. of Recruiting
Jeff Love	Director of Football Technology
Jeff Himes	Equipment Manager
Justin Johnson	Offensive Analyst
Mario Jeberaeel	Quality Control - Offense
Prinz Kande	Quality Control - Defense
Wayd Thomas	Quality Control - Recruiting

## COMMUNICATIONS

<b>Primary Contact</b>	<b>Katy Lonergan</b>
Office Phone	785-864-7314
Cell Phone	785-691-7026
Email	katyl@ku.edu
<b>Secondary Contact</b>	<b>D.J. Haurin</b>
Office Phone	785-864-3575
Cell Phone	785-312-2836
Email	dhaurin@ku.edu
<b>Third Contact</b>	<b>Josh Carson</b>
Office Phone	785-864-7979
Cell Phone	785-312-1700
Email	j.carson@ku.edu
<b>Office Manager (Credentials)</b>	<b>Erin Penning</b>
Office Phone	785-864-3417
Email	epenning@ku.edu
Website	KUathletics.com

## LETTERMEN RETURNING

TOTAL (48)

## OFFENSE (23)

POS. NAME	YR.	EXP.
OL *Hakeem Adeniji	So.	1L
WR Jeremiah Booker	Jr.	2L
OL Jacob Bragg	Jr.	2L
OL Malik Clark	So.	1L
RB Denzell Evans	Sr.	1L
WR Evan Fairs	So.	1L
OL Antione Frazier	So.	1L
WR *LaQuvionte Gonzalez	Sr.	1L
WR Chase Harrell	So.	1L
RB Khalil Herbert	So.	1L
OL Larry Hughes	Jr.	2L
WR *Bobby Hartzog Jr.	Sr.	3L
TE Ben Johnson	Sr.	3L
RB Taylor Martin	Jr.	2L
OL Clyde McCauley III	RSO.	1L
WR *Tyler Patrick	Jr.	2L
QB Keaton Perry	Jr.	2L
OL *Jayson Rhodes	Sr.	2L
OL *Mesa Ribordy	So.	1L
OL Hunter Saulsbury	So.	1L
WR Ryan Schadler	Jr.	2L
WR *Steven Sims Jr.	Jr.	2L
QB Carter Stanley	So.	1L

## DEFENSE (22)

POS. NAME	YR.	EXP.
DT Kellen Ash	Sr.	1L
DE *Dorance Armstrong Jr.	Jr.	2L
DE Isaiah Bean	So.	1L
DT *Deelsaac Davis	Sr.	1L
DT Jacky Dezir	Sr.	2L
LB *Joe Dineen Jr.	RJr.	2L
DE Josh Ehambe	Jr.	2L
LB Denzel Feaster	Jr.	2L
CB DeAnte Ford	So.	1L
LB Hudson Hall	Jr.	2L
DT Isi Holani	Sr.	1L
S *Mike Lee	So.	1L
LB Keith Loneker Jr.	Jr.	1L
DE Maciah Long	So.	1L
CB Kyle Mayberry	So.	1L
S Tyrone Miller Jr.	Jr.	2L
S Emmanuel Moore	Jr.	2L
CB Derrick Neal	Sr.	3L
LB Osaze Ogbemor	Jr.	2L
S Shaquille Richmond	So.	1L
S Bryce Torneden	So.	1L
DT *Daniel Wise	Jr.	2L

## SPECIALISTS (3)

POS. NAME	YR.	EXP.
P *Cole Moos	Sr.	1L
LS *Logan Klusman	So.	1L
LS John Wirtel	RSr.	3L

\* - Indicates 2016 starter

## LETTERMEN LOST

TOTAL (29)

## OFFENSE (13)

POS. NAME	YR.	EXP.
OL D'Andre Banks	Sr.	2L
WR Shakiem Barbel	Sr.	2L
WR Keegan Brewer	Fr.	1L
QB Montell Cozart	RJr.	3L
QB Deondre Ford	RJr.	2L
OL Joe Gibson	Jr.	3L
RB J.J. Jolaoso	Sr.	1L
RB Ke'aun Kinner	Sr.	2L
WR Austin Moses	Sr.	2L
OL Jordan Shelley-Smith	Sr.	3L
TE Jace Sternberger	RFr.	1L
QB Ryan Willis	So.	2L
FB Michael Zunica	Sr.	3L

## DEFENSE (15)

POS. NAME	YR.	EXP.
S Greg Allen	Sr.	4L
LB *Courtney Arnick	Sr.	4L
S Bazie Bates IV	Sr.	2L
CB Chevy Graham	Sr.	3L
DE *Damani Mosby	Sr.	2L
CB *Marnez Ogletree	Sr.	1L
DE Anthony Olobia	Sr.	2L
LB Marquis Roberts	Sr.	2L
DE Cameron Rosser	Sr.	3L
S Frank Seurer Jr.	Sr.	1L
S *Tevin Shaw	Sr.	3L
S *Fish Smithson	Sr.	3L
CB Colin Spencer	Jr.	3L
CB *Brandon Stewart	Sr.	2L
DT Devon Williams	Sr.	2L

## SPECIALISTS (1)

POS. NAME	YR.	EXP.
K *Matthew Wyman	Sr.	3L

\* - Indicates 2016 starter



MIKE LEE RANKED 4TH THE NCAA IN SOLO TACKLES IN 2016.

## % RETURNING

CATEGORY	RETURNING/TOTAL	PCT.
Rushing Yards	667/1429	47%
Passing Yards	999/2885	35%
Receiving Yards	1439/2885	76%
Tackles	387/622	62%
Tackles For Loss	48.0/90.0	53%
Sacks	18.0/28.0	64%
Interceptions	1/10	10%
Kickoff Return Yards	790/868	91%
Punt Return Yards	(10)/(10)	100%
Touchdowns	23/29	79%
Field Goals Made	0/13	0%
Points	142/243	58%

## 2016 BIG 12 HONOREES

## RETURNING (7)

POS. NAME	HONOR (COACHES/AP)
OL Hakeem Adeniji	HM
DE Dorance Armstrong Jr.	*1st Team/1st Team
WR LaQuvionte Gonzalez	HM
S Mike Lee	HM
P Cole Moos	HM
WR Steven Sims Jr.	HM
DT Daniel Wise	HM/2nd Team

## LOST (4)

POS. NAME	HONOR (COACHES/AP)
OL D'Andre Banks	HM
S Fish Smithson	1st Team/2nd Team
K Matthew Wyman	HM
FB Michael Zunica	HM

\* - Indicates unanimous selection

## 2016 NATIONAL RANKINGS

## RETURNING

POS. NAME	RANKING (TOP 100)
DE Dorance Armstrong Jr.	27 in forced fumbles 30 in fumbles recovered 15 in sacks 6 in TFLs
WR LaQuvionte Gonzalez	82 in all purpose yards 38 in combined kick returns 8 in kickoff return TDs 72 in kickoff returns 98 in receiving yards per game 53 in receptions per game
S Mike Lee	4 in solo tackles per game
P Cole Moos	55 in punting
WR Steven Sims Jr.	68 in receiving TDs 69 in receiving yards 58 in receiving yards per game 28 in receptions per game
QB Carter Stanley	58 in completion % 100 in passing efficiency
DT Daniel Wise	5 in blocked kicks

## LOST

POS. NAME	RANKING
RB Ke'aun Kinner	74 in rush yards per carry
DE Damani Mosby	30 in fumbles recovered
S Fish Smithson	34 in interceptions per game 11 in solo tackles per game 31 in total interceptions
CB Brandon Stewart	69 in total interceptions
K Matthew Wyman	60 in field goals per game

K

MJ

Cs

O

R

RB

H

# 2017 ROSTER

## ALPHABETICAL ROSTER

NO.	NAME	POS.
<b>A</b>		
78	Hakeem Adeniji	OL
52	Mazin Aql	DE
2	Dorance Armstrong, Jr.	DE
91	Jelani Arnold	DE
97	Kellen Ash	DT
15	Shola Ayinde	CB
<b>B</b>		
72	Charles Baldwin	OL
41	Tom Barrett	S
19	Isaiah Bean	DE
7	Peyton Bender	QB
87	Kashe Boatner	LB
88	Jeremiah Booker	WR
68	Earl Bostick	OL
55	Jacob Bragg	OL
37	Cole Brungardt	K
59	Sam Burt	OL
<b>C</b>		
45	Nick Caudle	S
25	Julian Chandler	CB
61	Malik Clark	OL
14	Antonio Cole	S
<b>D</b>		
99	Deelsaac Davis	DT
13	Hasan Defense	CB
54	Jacky Dezir	DT
43	Jay Dineen	LB
29	Joe Dineen Jr.	LB
71	Cam Durley	OL
<b>E</b>		
17	Josh Ehambe	DE
23	Denzell Evans	RB
<b>F</b>		
19	Evan Fairs	WR
15	Miles Fallin	QB
18	Denzel Feaster	LB
30	Kezelee Flomo	RB
27	DeAnte Ford	CB
75	Antione Frazier	OL
<b>G</b>		
79	Joseph Gilbertson	OL
82	LaQuvionte Gonzalez	WR
<b>H</b>		
92	Dai Coye Haley	DT
49	Hudson Hall	LB
6	Quan Hampton	WR
56	Zach Hannon	OL
3	Chase Harrell	WR
5	Bobby Hartzog Jr.	WR
63	Kolin Hayes	LS
10	Khalil Herbert	RB
6	Isi Holani	DT
88	J.J. Holmes	DT
76	Chris Hughes	OL
73	Larry Hughes	OL
35	Caperton Humphrey	FB
<b>J</b>		
70	Lucas Jacobs	OL
84	Ben Johnson	TE
14	Kerr Johnson Jr.	WR
24	Kyron Johnson	LB
46	Liam Jones	K
17	Travis Jordan	WR

## NUMERICAL ROSTER

No.	Name	Pos.	Ht.	Wt.	Yr.	Exp.	Hometown (High School/Previous School)
1	Bryce Torneden	S	5-10	190	So.	1L	Lawrence, Kan. (Free State HS)
2	Dorance Armstrong Jr.	DE	6-4	246	Jr.	2L	Houston, Texas (North Shore HS)
2	Daylon Charlot	WR	6-0	195	So.	TR	Patterson, La. (Patterson HS/Alabama)
3	Chase Harrell	WR	6-4	215	So.	1L	Huffman, Texas (Hargrave HS)
4	Tyler Patrick	WR	6-0	177	Jr.	2L	The Woodlands, Texas (The Woodlands HS)
4	Shaquille Richmond	S	6-0	195	So.	1L	Dallas, Texas (Mansfield Timberview HS)
5	Bobby Hartzog Jr.	WR	5-11	195	Sr.	3L	Houston, Texas (Westside HS)
6	Quan Hampton	WR	5-8	170	Fr.	HS	Texarkana, Texas (Texas HS)
6	Isi Holani	DT	6-3	325	Sr.	1L	Kaumana, Hawaii (Hilo HS/Riverside City College)
7	Peyton Bender	QB	6-1	190	Jr.	JC	Fort Lauderdale, Fla. (Cardinal Gibbons HS/Wash. St./Itaw. CC)
7	Derrick Neal	CB	5-11	180	Sr.	3L	Dallas, Texas (Lincoln HS)
8	Keaton Perry	QB	5-10	194	Jr.	1L	Arlington, Texas (Bowie HS/TCU)
8	Shakial Taylor	CB	6-0	175	Jr.	JC	Lakeland, Fla. (Chaparral HS/South Dakota St./Mesa CC)
9	Maciah Long	DE	6-2	245	So.	1L	Houston, Texas (North Shore HS)
9	Carter Stanley	QB	6-2	196	So.	1L	Vero Beach, Fla. (Vero Beach HS)
10	Khalil Herbert	RB	5-9	200	So.	1L	Coral Springs, Fla. (American Heritage HS)
11	Mike Lee	S	5-11	176	So.	1L	New Orleans, La. (Landry Walker HS)
11	Steven Sims Jr.	WR	5-10	176	Jr.	2L	Houston, Texas (Travis HS)
12	Octavius Matthews	RB	6-1	200	Jr.	JC	Stevenson, Ala. (North Jackson HS/Itawamba CC)
13	Hasan Defense	CB	5-11	180	So.	JC	Jacksonville, Fla. (Atlantic Coast HS/Kilgore College)
13	Kenyon Tabor	TE	6-4	215	Fr.	HS	Derby, Kan. (Derby HS)
14	Antonio Cole	S	6-0	198	Jr.	JC	Tulsa, Okla. (Edmond North HS/Highland CC)
14	Kerr Johnson Jr.	WR	5-11	180	Jr.	JC	Santa Rosa, Calif. (Analy HS/Santa Rosa JC)
15	Shola Ayinde	CB	6-0	175	Fr.	RS	Houston, Texas (George Ranch HS)
15	Miles Fallin	QB	6-5	210	Fr.	HS	Canyon Country, Calif. (Canyon HS)
16	Kyle Mayberry	CB	5-10	175	So.	1L	Tulsa, Okla. (Booker T. Washington HS)
16	Takulve Williams	WR	6-0	185	Fr.	HS	New Orleans, La. (St. Augustine HS)
17	Josh Ehambe	DE	6-3	247	Jr.	2L	Arlington, Texas (Prime Prep Academy)
17	Travis Jordan	WR	6-2	190	Fr.	HS	New Orleans, La. (Landry Walker HS)
18	Denzel Feaster	LB	6-3	220	Jr.	2L	Austin, Texas (Manor HS)
18	Tyriek Starks	QB	6-1	190	Fr.	RS	New Orleans, La. (Warren Easton HS)
19	Isaiah Bean	DE	6-4	220	So.	1L	Houston, Texas (Summer Creek HS)
19	Evan Fairs	WR	6-3	195	So.	1L	Fulshear, Texas (Foster HS)
20	Emmanuel Moore	S	6-0	190	Jr.	2L	Fort Worth, Texas (Northwest HS)
22	Tyrone Miller Jr.	S	6-0	182	Jr.	2L	Ann Arbor, Mich. (Saline HS)
23	Denzell Evans	RB	5-11	215	Sr.	1L	Houston, Texas (Bellair HS/Arkansas)
23	Ian Peterson	CB	5-11	185	Fr.	RS	Round Rock, Texas (Cedar Ridge HS)
24	Kyron Johnson	LB	6-1	210	Fr.	HS	Arlington, Texas (Lamar HS)
24	Taylor Martin	RB	5-10	200	Jr.	2L	Fort Worth, Texas (Dunbar HS)
25	Julian Chandler	CB	6-0	185	Fr.	RS	Houston, Texas (Fort Bend Hightower HS)
25	Dom Williams	RB	5-10	190	Fr.	HS	McKinney, Texas (Independence HS)
26	Deron Thompson	RB	5-9	185	Jr.	TR	Wichita, Kan. (Wichita Northwest HS/Colorado State)
27	DeAnte Ford	CB	5-10	175	So.	1L	Houston, Texas (Ridge Point HS)
28	Kendall Morris	RB	5-10	200	Jr.	TR	St. Louis, Mo. (Francis Howell Central HS/Austin Peay)
28	Robert Topps III	CB	6-2	190	Fr.	HS	Chicago, Ill. (Marist HS)
29	Joe Dineen Jr.	LB	6-2	230	RJr.	2L	Lawrence, Kan. (Free State HS)
30	Kezelee Flomo	RB	5-10	215	So.	JC	Fridley, Minn. (Totino Grace HS/N.D. School of Science)
30	Cooper Root	LB	6-2	220	Fr.	HS	Wichita, Kan. (Wichita Collegiate HS)
31	Osaze Ogbemor	LB	6-1	220	Jr.	2L	Lorton, Va. (Heritage HS [Texas])
32	Reese Randall	RB	5-11	216	Jr.	1L	Lawrence, Kan. (Baldwin HS)
33	Ryan Schadler	WR	5-11	191	Jr.	1L	Hesston, Kan. (Hesston HS/Wichita State)
34	Justin Williams	CB	5-11	180	So.	RS	Bixby, Okla. (Jenks HS)
35	Caperton Humphrey	FB	6-2	207	So.	TR	Ona, W.Va. (Cabell Midland HS/Eastern Kentucky)
36	Quinton McQuillan	FB	6-2	225	Fr.	HS	Leavenworth, Kan. (Lansing HS)
36	Cole Moos	P	5-11	190	Sr.	1L	Broken Arrow, Okla. (Broken Arrow HS/NE Oklahoma A&M)
37	Cole Brungardt	K	6-5	200	Fr.	HS	Lawrence, Kan. (Lawrence HS)
38	Kyle Thompson	P	6-4	210	Fr.	RS	El Cajon, Calif. (Christian HS)
39	Gabriel Rui	K	5-11	215	Sr.	SQ	Hinton, Okla. (Hinton HS/Northeastern Oklahoma A&M)
40	Dru Prox	LB	6-1	215	Fr.	RS	Kaufman, Texas (Kaufman HS)
41	Tom Barrett	S	6-1	200	Fr.	HS	Cleveland, Ohio (St. Ignatius HS)
43	Jay Dineen	LB	6-2	235	Fr.	HS	Lawrence, Kan. (Free State HS)
44	Willie McCaleb	DE	6-2	240	Jr.	JC	Grenada, Miss. (Grenada HS/Northwest Mississippi CC)
45	Nick Caudle	S	6-0	185	Fr.	HS	Atchison, Kan. (Maur Hill HS)
46	Liam Jones	K	5-10	170	Fr.	HS	Choctaw, Okla. (Choctaw HS)
46	Sam Schroeder	FB	6-0	225	Fr.	HS	Wichita, Kan. (Trinity Academy)
47	Keith Loneker Jr.	LB	6-2	225	Jr.	1L	Lawrence, Kan. (Free State HS/Baker)

## 2017 ROSTER

## NUMERICAL ROSTER

No.	Name	Pos.	Ht.	Wt.	Yr.	Exp.	Hometown (High School/Previous School)
49	Hudson Hall	LB	6-2	220	Jr.	2L	Austin, Texas (Westlake HS)
52	Mazin Aql	DE	6-2	230	So.	SQ	Stilwell, Kan. (Blue Valley HS)
54	Jacky Dezir	DT	6-1	290	Sr.	2L	Chicago, Ill. (Bowen HS/College of DuPage)
55	Jacob Bragg	OL	6-4	291	Jr.	2L	Nacogdoches, Texas (Nacogdoches HS)
56	Zach Hannon	OL	6-5	295	Sr.	TR	Kansas City, Mo. (Rockhurst HS/Nebraska)
59	Sam Burt	OL	6-4	240	Fr.	HS	Abilene, Kan. (Abilene HS)
60	Beau Lawrence	OL	6-5	309	So.	1L	Overland Park, Kan. (Blue Valley Southwest HS)
61	Malik Clark	OL	6-4	310	So.	1L	New Orleans, La. (Warren Easton HS)
62	Jack Williams	OL	6-3	270	Fr.	HS	Argyle, Texas (Argyle HS)
63	Kolin Hayes	LS	5-11	205	Fr.	RS	Kansas City, Mo. (Park Hill HS)
64	Kyle Pullia	OL	6-4	300	Sr.	SQ	Villa Park, Ill. (Fenwick HS)\
65	Jayson Rhodes	OL	6-4	307	Sr.	2L	Houston, Texas (Deer Park HS/Blinn College)
66	Hunter Saulsbury	OL	6-4	310	So.	1L	Stilwell, Kan. (Blue Valley West HS)
67	Logan Klusman	LS	6-1	230	So.	1L	Lafayette, La. (St. Thomas More HS)
68	Earl Bostick	OL	6-6	270	Fr.	HS	Barnwell, S.C. (Barnwell HS)
68	John Wirtel	LS	6-3	235	RSr.	3L	Orland Park, Ill. (Mount Carmel HS)
69	Mesa Ribordy	OL	6-4	305	So.	1L	Louisburg, Kan. (Louisburg HS)
70	Lucas Jacobs	OL	6-2	305	Fr.	RS	Huntington, W.Va. (Cabell Midland HS)
71	Cam Durlay	OL	6-6	300	So.	SQ	Houston, Texas (Houston Christian HS)
72	Charles Baldwin	OL	6-5	305	Jr.	TR	Windsor, Conn. (Windsor HS/ASA College/Alabama)
73	Larry Hughes	OL	6-7	310	Jr.	2L	Carrollton, Texas (Creekview HS)
74	Clyde McCauley III	OL	6-5	310	RSO.	1L	Arlington, Texas (Bowie HS)
75	Antione Frazier	OL	6-4	285	So.	1L	Huffman, Texas (Hargrave HS)
76	Chris Hughes	OL	6-3	300	Fr.	RS	Harker Heights, Texas (Harker Heights HS)
77	Andru Tovi	OL	6-3	310	So.	JC	Halawa, Hawaii (Mililani HS/Pima CC)
78	Hakeem Adeniji	OL	6-4	290	So.	1L	Garland, Texas (Garland HS)
79	Joseph Gilbertson	OL	6-4	285	Fr.	HS	Wichita, Kan. (Wichita Northwest HS)
80	Hunter Kaufman	WR	5-11	170	Fr.	HS	Pratt, Kan. (Pratt HS)
81	Kameron McQueen	WR	6-0	190	Fr.	RS	Tulsa, Okla. (Union HS)
82	LaQuivonte Gonzalez	WR	5-10	176	Sr.	1L	Cedar Hill, Texas (Cedar Hill HS/Texas A&M)
83	Kwamie Lassiter II	WR	5-11	165	Fr.	RS	Chandler, Ariz. (Hamilton HS)
84	Ben Johnson	TE	6-5	245	Sr.	3L	Basehor, Kan. (Basehor Linwood HS)
86	Ryan Renick	TE	6-3	240	Fr.	RS	Iola, Texas (Iola HS)
87	Kashe Boatner	LB	6-1	230	Fr.	HS	Phenix City, Ala. (Glenwood HS)
88	Jeremiah Booker	WR	6-2	200	Jr.	2L	College Station, Texas (College Station HS)
88	J.J. Holmes	DT	6-3	335	Jr.	JC	Chipley, Fla. (Chipley HS/Hutchinson CC)
91	Jelani Arnold	DE	6-2	225	Fr.	HS	Irving, Texas (MacArthur HS)
92	Dai Coye Haley	DT	6-2	290	Fr.	HS	Atchison, Kan. (Atchison HS)
96	Daniel Wise	DT	6-3	290	Jr.	2L	Lewisville, Texas (Hebron HS)
97	Kellen Ash	DT	6-3	285	Sr.	1L	Manchester, Mo. (Parkway South HS)
98	KeyShaun Simmons	DT	6-2	285	Jr.	JC	Jackson, Miss. (Ridgeland HS/Pearl River CC)
99	Deelsaac Davis	DT	6-3	300	Sr.	1L	Wichita, Kan. (Andover HS/Highland CC)

## PRONUNCIATION GUIDE

1	Bryce TORNEDEN	tor-NAY-den	37	Cole BRUNGARDT	BRUN-guard
2	DORANCE Armstrong Jr.	DOOR-ance	39	GABRIEL RUI	GAY-briel rue-EE
2	DAYLON CHARLOT	DAY-lun Charlotte	43	Jay DINEEN	duh-NEEN
3	Chase HARRELL	HAIR-ull	45	Nick CAUDLE	COD-ull
6	ISI HOLANI	EEE-see HOE-lawn-ee	46	LIAM Jones	LEE-um
8	SHAKIAL Taylor	shaquille	46	Sam SCHROEDER	sh-RAID-er
9	MACIAH Long	muh-KHI-uh	52	MAZIN AQL	MAZZ (like jazz)-in AUCK-le
13	HASAN DEFENSE	huh-SAHN duh-FENCE	54	Jacky DEZIR	dez-EAR
13	KENYON TABOR	ken-YAWN	68	John WIRTEL	were-TELL
15	SHOLA AYINDE	SHOW-luh eye-IN-day	67	Logan KLUSMAN	KLUSS-man
15	Miles FALLIN	FOUL-in	69	MESA RIBORDY	MAY-sa RYE-birdie
16	TAKULVE Williams	tuh-KUHL-vay	75	ANTIONE Frazier	an-TWAN
17	Josh EHAMBE	e-HAHM-bay	77	Andru TOVI	TOE-vee
18	TYRIEK Starks	ty-REEK	78	HAKEEM ADENIJI	HAH-KEEM uh-DENUH-gee
23	IAN Peterson	EE-un	82	LAQUIVONTE Gonzalez	La-QUIV-ee-on-tay
29	Joe DINEEN Jr.	duh-NEEN	86	Ryan RENICK	WREN-ick
31	OSAZE OGBEBOR	oh-SAUZ OHG-buh-bor	87	KASHE Boatner	Cash
33	Ryan SCHADLER	SHADD-ler	99	DEEISAAC Davis	DEE-ISAAC
36	Cole MOOS	Moose	HC	David BEATY	BAIT-EE

## ALPHABETICAL ROSTER

NO.	NAME	POS.
<b>K</b>		
80	Hunter Kaufman	WR
67	Logan Klusman	LS
<b>L</b>		
83	Kwamie Lassiter II	WR
60	Beau Lawrence	OL
11	Mike Lee	S
47	Keith Loneker Jr.	LB
9	Maciah Long	DE
<b>M</b>		
24	Taylor Martin	RB
12	Octavious Matthews	RB
16	Kyle Mayberry	CB
44	Willie McCaleb	DE
74	Clyde McCauley III	OL
81	Kameron McQueen	WR
36	Quinton McQuillan	FB
22	Tyrone Miller Jr.	S
20	Emmanuel Moore	S
36	Cole Moos	P
28	Kendall Morris	RB
<b>N</b>		
7	Derrick Neal	CB
<b>O</b>		
31	Osaze Ogbemor	LB
<b>P</b>		
4	Tyler Patrick	WR
8	Keaton Perry	QB
23	Ian Peterson	CB
40	Dru Prox	LB
64	Kyle Pullia	OL
<b>R</b>		
32	Reese Randall	RB
86	Ryan Renick	TE
65	Jayson Rhodes	OL
69	Mesa Ribordy	OL
4	Shaquille Richmond	S
30	Cooper Root	LB
39	Gabriel Rui	K
<b>S</b>		
66	Hunter Saulsbury	OL
33	Ryan Schadler	WR
46	Sam Schroeder	FB
98	KeyShaun Simmons	DT
11	Steven Sims Jr.	WR
9	Carter Stanley	QB
18	Tyriek Starks	QB
<b>T</b>		
13	Kenyon Tabor	TE
8	Shakial Taylor	CB
26	Deron Thompson	RB
38	Kyle Thompson	P
28	Robert Topps III	CB
1	Bryce Torneden	S
77	Andru Tovi	OL
<b>W</b>		
25	Dom Williams	RB
62	Jack Williams	OL
34	Justin Williams	CB
16	Takulve Williams	WR
68	John Wirtel	LS
96	Daniel Wise	DT

# ROSTER BY STATE

**ALABAMA (2)**

Kashe Boatner ..... Phenix City  
Octavius Matthews ..... Stevenson

**ARIZONA (1)**

Kwamie Lassiter II ..... Chandler

**CALIFORNIA (3)**

Miles Fallin ..... Canyon Country  
Kerr Johnson Jr. .... Santa Rosa  
Kyle Thompson ..... El Cajon

**CONNECTICUT (1)**

Charles Baldwin ..... Windsor

**FLORIDA (6)**

Peyton Bender ..... Fort Lauderdale  
Hasan Defense ..... Jacksonville  
Khaliil Herbert ..... Coral Springs  
J.J. Holmes ..... Chipley  
Carter Stanley ..... Vero Beach  
Shakial Taylor ..... Lakeland

**HAWAII (2)**

Isi Holani ..... Kaumana  
Andru Tovi ..... Halawa

**ILLINOIS (4)**

Jacky Dezir ..... Chicago  
Kyle Pullia ..... Villa Park  
Robert Topps III ..... Chicago  
John Wirtel ..... Orland Park

**KANSAS (23)**

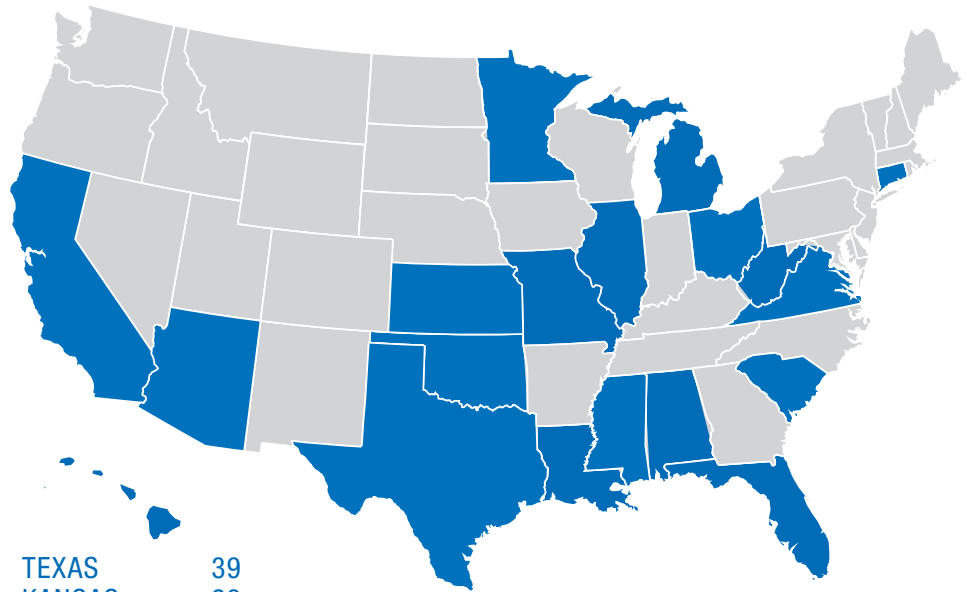
Mazin Aql ..... Stilwell  
Cole Brungardt ..... Lawrence  
Sam Burt ..... Abilene  
Nick Caudle ..... Atchison  
Deelsaac Davis ..... Wichita  
Jay Dineen ..... Lawrence  
Joe Dineen Jr. .... Lawrence  
Joey Gilbertson ..... Wichita  
Dai Coye Haley ..... Atchison  
Ben Johnson ..... Basehor  
Hunter Kaufman ..... Pratt  
Beau Lawrence ..... Overland Park  
Keith Loneker Jr. .... Lawrence  
Quinton McQuillan ..... Leavenworth  
Reese Randall ..... Lawrence  
Mesa Ribordy ..... Louisburg  
Cooper Root ..... Wichita  
Hunter Saulsbury ..... Stilwell  
Ryan Schadler ..... Hesston  
Sam Schroeder ..... Wichita  
Kenyon Tabor ..... Derby  
Deron Thompson ..... Wichita  
Bryce Torneden ..... Lawrence

**LOUISIANA (7)**

Daylon Charlot ..... Patterson  
Malik Clark ..... New Orleans  
Travis Jordan ..... New Orleans  
Logan Klusman ..... Lafayette  
Mike Lee ..... New Orleans  
Tyriek Starks ..... New Orleans  
Takulve Williams ..... New Orleans

**MICHIGAN (1)**

Tyrone Miller Jr. .... Ann Arbor



**TEXAS** 39  
**KANSAS** 23  
**LOUISIANA** 7  
**OKLAHOMA** 7  
**FLORIDA** 6

**MINNESOTA (1)**

Kezelee Flomo ..... Fridley

**MISSISSIPPI (2)**

Willie McCaleb ..... Grenada  
KeyShaun Simmons ..... Jackson

**MISSOURI (4)**

Kellen Ash ..... Manchester  
Zach Hannon ..... Kansas City  
Kolin Hayes ..... Kansas City  
Kendall Morris ..... St. Louis

**OHIO (1)**

Thomas Barrett ..... Cleveland

**OKLAHOMA (7)**

Antonio Cole ..... Tulsa  
Liam Jones ..... Choctaw  
Kyle Mayberry ..... Tulsa  
Kameron McQueen ..... Tulsa  
Cole Moos ..... Broken Arrow  
Gabriel Rui ..... Hinton  
Justin Williams ..... Bixby

**SOUTH CAROLINA (1)**

Earl Bostick ..... Barnwell

**TEXAS (39)**

Hakeem Adeniji ..... Garland  
Dorance Armstrong Jr. .... Houston  
Jelani Arnold ..... Irving  
Shola Ayinde ..... Richmond  
Isaiah Bean ..... Houston  
Jeremiah Booker ..... College Station  
Jacob Bragg ..... Nacogdoches  
Julian Chandler ..... Houston  
Cam Durley ..... Houston

Josh Ehambe ..... Arlington  
Denzell Evans ..... Houston  
Evan Fairs ..... Fulshear  
Denzel Feaster ..... Austin  
DeAnte Ford ..... Houston  
Antione Frazier ..... Huffman  
LaQuvionte Gonzalez ..... Cedar Hill  
Hudson Hall ..... Austin  
Quan Hampton ..... Texarkana  
Chase Harrell ..... Huffman  
Bobby Hartzog Jr. .... Houston  
Chris Hughes ..... Harker Heights  
Larry Hughes ..... Carrollton  
Kyron Johnson ..... Arlington  
Macaiah Long ..... Houston  
Taylor Martin ..... Fort Worth  
Clyde McCauley III ..... Arlington  
Emmanuel Moore ..... Fort Worth  
Derrick Neal ..... Dallas  
Tyler Patrick ..... The Woodlands  
Keaton Perry ..... Arlington  
Ian Peterson ..... Round Rock  
Dru Prox ..... Kaufman  
Ryan Renick ..... Iola  
Jayson Rhodes ..... Houston  
Shaquille Richmond ..... Dallas  
Steven Sims Jr. .... Houston  
Dom Williams ..... McKinney  
Jack Williams ..... Argyle  
Daniel Wise ..... Lewisville

**VIRGINIA (1)**

Osaze Ogbobor ..... Lorton

**WEST VIRGINIA (2)**

Caperton Humphrey ..... Ona  
Lucas Jacobs ..... Huntington



ROCK  
CHALK  
JAYHAWK

THIS IS KANSAS FOOTBALL.




KI

# GAMEDAY

Fall Saturdays at the University of Kansas have become events, with the celebration starting well before kickoff. From tailgating before the game, to the spectacular Marching Jayhawks band, the atmosphere at Memorial Stadium for each home contest makes Lawrence a popular location for college football fans. Under third-year head coach David Beaty, the Jayhawks will host seven fun-filled home games in 2017.



MEMORIAL STADIUM HAS BEEN THE HOME OF THE JAYHAWKS SINCE 1921.



- Kf
- Mj
- Cs
- O
- R
- Rb
- H

# KIVISTO FIELD





KIVISTO FIELD AT MEMORIAL STADIUM PROVIDES ONE OF COLLEGE FOOTBALL'S MOST TRADITION-FILLED AND PICTURESQUE SETTINGS.

# ANDERSON FAMILY FOOTBALL COMPLEX





**THE ANDERSON FAMILY FOOTBALL COMPLEX CONTINUALLY UNDERGOES UPDATES – MOST RECENTLY IN SPRING AND SUMMER OF 2017 – TO REMAIN ONE OF THE FINEST FACILITIES IN THE NATION.**

**“THE UNIVERSITY OF KANSAS IS ONE OF THE GREATEST UNIVERSITIES IN THE COUNTRY AND OUR FACILITIES FALL IN LINE WITH THOSE VALUES.” –DAVID BEATY**



# ATHLETIC GEAR



KANSAS ATHLETICS IS OUTFITTED WITH ADIDAS GEAR — ONE OF THE LARGEST SUCH PARTNERSHIPS IN COLLEGE ATHLETICS. ALL KU FOOTBALL PLAYERS ARE PROVIDED EVERYTHING THEY NEED TO COMPETE AT THE HIGHEST LEVEL.

**26**

**MILLIONS OF DOLLARS  
IN SPONSORSHIP &  
PRODUCT-ALLOWANCE**

**2005**

**YEAR THE ADIDAS  
PARTNERSHIP BEGAN**



# RECENT BOWL APPEARANCES

Kansas football has appeared in bowl games in four of the last 13 seasons, including the 2008 FedEx Orange Bowl. Following the Orange Bowl win over Virginia Tech, the Jayhawks were ranked as high as No. 7 in the country in the final AP poll.

## 2008

**INSIGHT BOWL**  
KANSAS 42, MINNESOTA 21

## 2008

**FEDEX ORANGE BOWL**  
KANSAS 24, VIRGINIA TECH 21

## 2005

**FORT WORTH BOWL**  
KANSAS 41, HOUSTON 13

## 2003

**MAZDA TANGERINE BOWL**  
NC STATE 56, KANSAS 26



# 2019

YEAR THE ADIDAS PARTNERSHIP HAS BEEN EXTENDED TO

# MEDIA EXPOSURE

During the 2017 season, every Kansas game will be broadcast by either the ESPN family of networks, FOX family of networks or the Jayhawk IMG Television Network. Each season all home games involving Big 12 teams will be televised on ABC, ESPN, FOX, FOX Sports 1, FOX Sports Network regional, FOX College Sports or an institutional network. Each institution is allowed to televise one game on a school network.

**SPECTRUM SPORTS IS A 24/7 SPORTS NETWORK BASED IN KANSAS CITY AND FED THROUGHOUT THE STATE OF KANSAS**

**600+**

HOURS OF ORIGINAL AND SECOND-RUN PROGRAMMING ABOUT KU ATHLETICS THIS SEASON

**50+**

LIVE GAMES TELEVISED BY SPECTRUM SPORTS THIS SEASON

**18**

OF KU'S PROGRAMS WILL BE PROVIDED EXPOSURE OVER THE NEXT FEW YEARS

**14**

KU VARSITY SPORTS WILL HAVE GAMES TELEVISED IN 2017-18



**FOR THE FIFTH-STRAIGHT YEAR SPECTRUM SPORTS WILL TELEVISE MORE THAN 300 HOURS OF ORIGINAL KANSAS ATHLETICS PROGRAMMING ANNUALLY, INCLUDING LIVE GAMES AND EXTENSIVE JAYHAWKS COVERAGE, PLUS ENCORE PRESENTATIONS!**

**ROCK CHALK WEEKLY**, a digital magazine with special features and insights into KU Athletics, features in-depth profiles of student-athletes, coaches and staff. With approximately 65,000 content views each week and over 2.5 million content views combined in its third year, Rock Chalk Weekly is another avenue for Kansas fans to stay up-to-date on their Jayhawks.

**KANSAS JAYHAWKS APP**, the official mobile app of the Kansas Jayhawks offers a unique part of the Kansas gameday experience for KU athletic events. Subscribers can catch breaking team news, view updated statistics, access video-on-demand, watch live video streams as well access pregame previews and read game recaps. Over 81,000 downloads and growing!




# SOCIAL MEDIA

Kansas Athletics' communications department is one of a handful in the country to house a "Creative Team" dedicated to promoting student-athletes on the web and social media. Employing modern digital-communication techniques and platforms, the Creative Team connects Jayhawk fans directly to the sports and athletes they love.

**OVER 131,500 FANS FOLLOW KANSAS FOOTBALL ACROSS ALL SOCIAL MEDIA PLATFORMS INCLUDING TWITTER, FACEBOOK AND INSTAGRAM**



**KANSAS FOOTBALL'S SOCIAL MEDIA CONTENT WAS VIEWED OVER 30 MILLION TIMES LAST YEAR.**



# JAYHAWKS IN THE NFL





4



5

1. DARRELL STUCKEY, LA CHARGERS
2. CHRIS HARRIS JR., DENVER
3. AQIB TALIB, DENVER
4. BEN HEENEY, OAKLAND
5. DEXTER MCDONALD, OAKLAND
6. STEVEN JOHNSON, PITTSBURGH
7. FISH SMITHSON, WASHINGTON
8. BRANDON STEWART, LA CHARGERS
9. KEVIN SHORT, LA RAMS\*
10. BRADLEY MCDOUGALD, SEATTLE\*
11. JACOREY SHEPHERD, SAN FRANCISCO

*\*pictured with former team*



10




11

Kf
Mj
Cs
O
R
Rb
H

# FOOTBALL HALL OF FAMERS



1



2



3

The Kansas Athletics Hall of Fame was established to formally recognize outstanding individuals and teams to preserve the heritage and tradition of the University's athletic program. The Hall of Fame is monitored by the Kansas Athletics Board.

## PLAYERS:

Nolan Cromwell (QB, 1973-76)

1. **BOBBY DOUGLASS (QB, 1966-68)**
2. **RAY EVANS (RB, 1941-42, 46-47)**
3. **JOHN HADL (RB/QB, 1959-61)**

David Jaynes (QB, 1971-73)

4. **BRUCE KALLMEYER (K, 1980-83)**

Curtis McClinton (RB, 1959-61)

Mike McCormack (OT, 1948-50)

George Mrkonic (OG/T, 1950-52)

Willie Pless (LB, 1982-85)

Gil Reich (QB, 1952)

John Riggins (RB, 1968-70)

5. **GALE SAYERS (RB, 1962-64)**

Otto Schnellbacher (E, 1942, 46-47)

Oliver Spencer (OG/T, 1950-52)

6. **JOHN ZOOK (DE, 1966-68)**

## COACHES:

7. **DON FAMBROUGH (1971-74, 79-82)**

Glen Mason (1988-96)

Jack Mitchell (1958-66)


Bud Moore (1975-78)

Pepper Rodgers (1967-70)

George Sauer (1946-47)



4



5




6



7

A TRIO OF FORMER KANSAS FOOTBALL STANDOUTS HAS BEEN ENSHRINED IN THE PROFESSIONAL FOOTBALL HALL OF FAME IN CANTON, OHIO.



**MIKE MCCORMACK**  
Cleveland Browns  
INDUCTED IN 1985



**JOHN RIGGINS**  
Washington Redskins  
INDUCTED IN 1992



**GALE SAYERS**  
Chicago Bears  
INDUCTED IN 1977



### RING OF HONOR

The names of those players honored in football at the University of Kansas are displayed at the top north bowl of Memorial Stadium as a tribute to their careers. In addition, the three players who have had their jerseys retired – **Ray Evans (42)**, **John Hadl (21)** and **Gale Sayers (48)** – are also listed with their respective numbers.

### RING OF HONOR MEMBERS:

Nolan Cromwell, Bobby Douglass, Ray Evans, John Hadl, David Jaynes, Bruce Kallmeyer, Curtis McClinton, Mike McCormack, Willie Pless, Gil Reich, George Mrkonjac, Gale Sayers, Otto Schnellbacher, John Riggins, John Zook, Oliver Spencer.

Kf

MJ

Cs

O

R

Rb

H

# COACHING STAFF





1

1. **DAVID BEATY**, Head Coach
2. **CLINT BOWEN**, Assistant Head Coach/  
Defensive Coordinator/Safeties
3. **DOUG MEACHAM**, Offensive Coordinator/  
Wide Receivers
4. **TODD BRADFORD**, Linebackers
5. **JOE DEFOREST**, Special Teams Coordinator
6. **TONY HULL**, Associate Head Coach/  
Running Backs
7. **KENNY PERRY**, Recruiting Coordinator/  
Co-Defensive Coordinator/Cornerbacks
8. **GARRETT RILEY**, Quarterbacks
9. **JESSE WILLIAMS**, Defensive Line
10. **ZACH YENSER**, Run Game Coordinator/  
Offensive Line







# STRENGTH & CONDITIONING

The Anderson Family Football Complex houses one of the most complete training facilities in the nation. The football-only facility features over 12,000 square feet of training area, including a 25-yard turf area and a 25-yard indoor turf running hill. The turf area has state-of-the-art high speed video capabilities to capture speed performance and to analyze biomechanics. Additionally, players have access to a full nutritional supplement kitchen to aid in performance and recovery.



**12,000**

**SQUARE FOOT  
TRAINING CENTER**

**25**

**YARD TURF  
PRACTICE AREA**

**25**

**YARD INDOOR TURF  
RUNNING HILL**



# SPORTS MEDICINE

The University of Kansas sports medicine staff and physicians are constantly on the cutting edge of injury prevention and rehabilitation. Using such state-of-the-art equipment as aquatic rehabilitation pools and monitored rehab systems, as well as a multitude of hands-on techniques, the sports medicine staff at Kansas is able to implement programs for its athletes which have resulted in significantly faster and safer return to competition.

**1. MURPHY GRANT**

Grant developed an aquatic rehabilitation and sports performance program that has been used by Tiger Woods, Major League Baseball, EPL Soccer Clubs and the United States Navy SEALs.



**2. ANDREW VEREEN**

Vereen spent last season at Kansas under Grant as a Certified Athletic Training Intern before being promoted to Assistant Athletic Trainer. Prior to KU, Vereen was a graduate assistant athletic trainer at Northern Iowa where he worked with the football program.

**3. DR. LARRY MAGEE**

Has worked since 1988 as a team physician at Kansas, currently holds the title of Head Team Physician, supervising the departments of Sports Medicine, Strength and Conditioning, Sports Nutrition and Sports Psychology.



**4. DR. JEFF RANDALL**

Graduated with honors with a BA in Chemistry in 1985 from the University of Kansas and graduated first in his class from KU Med in 1990. Randall completed his Residency at the University of Florida in Orthopaedic Surgery and Fellowship in Sports Medicine from the University of Oklahoma also in Orthopaedic surgery.


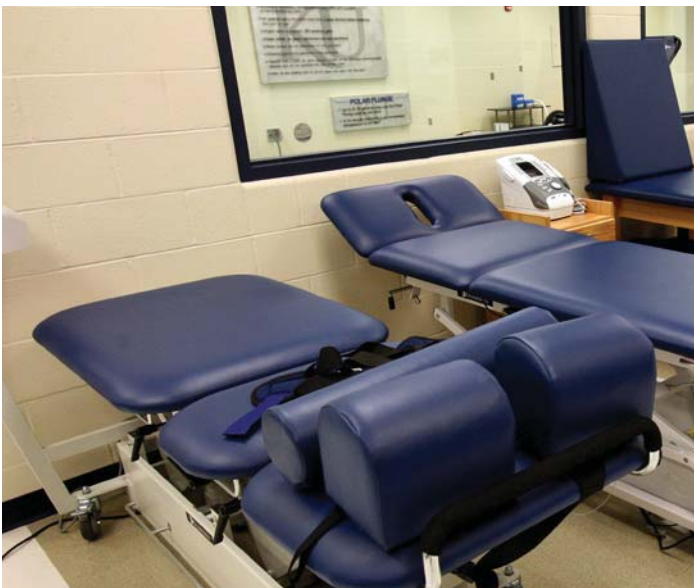
**5. SHAWN LOVE**

Came to Kansas from Duke where he served four years as the athletic trainer for the Blue Devils' baseball team. Prior to his time at Duke, Love worked as an athletic training intern with the NFL's New England Patriots.



THE SPORTS MEDICINE STAFF AT KANSAS IS ABLE TO IMPLEMENT PROGRAMS FOR ATHLETES WHICH HAVE RESULTED IN SIGNIFICANTLY FASTER AND SAFER RETURN TO COMPETITION.





# ACADEMIC SUPPORT



## ACADEMICS

The Student-Athlete Support Services staff focuses all collective resources in support of the academic, personal and interpersonal development of each individual it serves. As part of its commitment to the academic success of its athletes, Kansas Athletics completed a new academic complex in the summer of 2009. The facility features individual study rooms, a computer lab and offices for all Student-Athlete Support Services personnel.

## KANSAS ATHLETICS TUTORING PROGRAM

- Tutoring is available to any student-athlete who needs academic assistance.
- Approximately 100 tutors work for Kansas Athletics, many of whom are instructors or teaching assistants at KU or retired educators. Some tutors are undergraduate students who have excelled in their respective subject areas.
- Kansas Athletics offers both individualized and small study group tutoring, based entirely upon the learning needs of each student-athlete.
- More than 1,500 tutoring sessions are scheduled each week.
- More than 300 student-athletes work with tutors each semester.

# 19

KANSAS FOOTBALL  
PLAYERS WERE HONORED  
FOR THEIR ACADEMIC  
ACHIEVEMENTS  
BY THE BIG 12

# 10

KANSAS FOOTBALL  
PLAYERS EARNED  
ACADEMIC ALL-BIG 12  
FIRST TEAM HONORS

# 14

FULL-TIME ACADEMIC STAFF  
MEMBERS

# 27

THE UNIVERSITY OF KANSAS  
HAS PRODUCED 26 RHODES  
SCHOLARS

# 56

JAYHAWK FOOTBALL  
PLAYERS NAMED TO THE  
ATHLETICS DIRECTORS  
HONOR ROLL DURING  
THE 2016-17 YEAR

# 100+

TUTORS HELPING  
ORCHESTRATE MORE THAN  
1,500 TUTORING SESSIONS  
PER WEEK

# STUDENT SUPPORT



**1**



**2**



**3**



**4**



**5**

- 1. FRESHMAN LEADERSHIP ACADEMY**  
To develop committed leaders who represent the University of Kansas and its intercollegiate athletic programs with pride, integrity and intense competitive spirit.
- 2. EMERGENT LEADER RETREATS**  
Student-athletes, selected by their coaches, attend an overnight Jayhawk Leadership Retreat twice a year. They participate in activities, exercises and discussions designed to enhance leadership skills from a strengths-based perspective.
- 3. CAREER DEVELOPMENT**  
A career development progression; beginning with a career interest inventory, resume review, career coaching, mock interviews, utilizing KU Career Connections and Kansas Athletics' Career Fair.
- 4. STUDENT-ATHLETE ADVISORY COMMITTEE**  
SAAC's mission is to enhance the total student-athlete experience, protect student-athlete welfare and promote a positive student-athlete image. Around 50 student-athletes serves as SAAC members
- 5. COMMUNITY SERVICE**  
Developing leaders off the field by fostering an environment in which the student-athletes understand and value the benefits of giving back to their community.
- 6. JAYHAWKS AFTER COLLEGE**  
Kansas Athletics and K Club have teamed up to assist student-athletes in connecting with former student-athletes to aid in the transition after college.



**6**

**2,500+**  
HOURS OF COMMUNITY SERVICE COMPLETED BY KU STUDENT-ATHLETES IN THE PAST YEAR

# ATHLETIC DEPARTMENT SUCCESS

## 1. BASEBALL

**Team:** Five NCAA Tournament appearances, most recent in 2014; Three players drafted in 2017: Matt McLaughlin, Stephen Villines and Blake Weiman.

**Ritch Price:** Became KU's all-time winningest coach on March 4, 2017, and holds that mark at 465 victories; **Stephen Villines:** The Jayhawks' career saves leader (40) was named to the All-Big 12 First Team; **James Cosentino:** All-Big 12 Second Team and *Collegiate Baseball* Freshman All-American.

## 2. MEN'S BASKETBALL

**Team:** 14th 30-win season (33-5); Won its NCAA-record-tying 13th-consecutive Big 12 title and added to its NCAA-record 60th overall conference regular-season championship; Entered the 2017 NCAA Tournament as a No. 1 seed and advanced to the Elite Eight for the second year in a row.

**Bill Self:** The ninth-fastest coach in NCAA history to reach 600 career wins, including 400 at Kansas, and part of the Class of 2017 for induction into the Naismith Memorial Basketball Hall of Fame; **Frank Mason III:** National Player of the Year by 10 different organizations, Big 12 Player of the Year and Bob Cousy Point Guard of the Year; **Josh Jackson:** All-Big 12 First Team and a Wooden All-American; **Devonte' Graham:** All-Big 12 Second Team, 59th player in KU history to score 1,000 points.

## 3. WOMEN'S BASKETBALL

**Jessica Washington:** First Jayhawk to earn Big 12 Newcomer of the Year honors.

## 4. FOOTBALL

**Team:** 11 players currently on NFL rosters, including a trio of Pro Bowlers in Chris Harris Jr., Darrell Stuckey and Aqib Talib.

**David Beaty:** Led KU to its first win over Texas in 78 years with a 24-21 overtime victory in 2016; **Dorance Armstrong Jr.:** Became Kansas' first unanimous All-Big 12 First Team selection – as he was one of 11 Jayhawks honored in 2016.

## 5. MEN'S GOLF

**Team:** Back-to-back NCAA Regional appearances in 2016 & 2017; Five honored with Academic All-Big 12 recognition.

**Chase Hanna:** First Big 12 champion, All-Big 12 First Team, PING All-Regional Central Team, Big 12 All-Tournament Team, Set school record with 10-under-par 61 at Ka'anapali Collegiate Classic; **Daniel Sutton:** Big 12 All-Tournament Team.

## 6. WOMEN'S GOLF

**Team:** Jayhawks have had representation either as the team or individuals at three of the last four NCAA Regionals.

**Yi-Tsen Chou:** Tied for ninth to become the first Kansas freshman to finish in the top-10 at the Big 12 Championship since the 2013 event, Posted the highest finish by a KU freshman since the 2004 championship, As a result, Chou was named the All-Big 12 Tournament Team.

## 7. ROWING

**Team:** 22 Jayhawks on the 2017 Academic All-Big 12 Rowing Team; Fourth-place finish at 2017 Big 12 Championship; Three-straight Dillons Sunflower Showdown victories; Two 2017 Big 12 Boat of the Week honors.

**Kaelyn Thierolf:** Two-time All-Big 12 honoree.

## 8. SOCCER

**Team:** Made seventh NCAA Tournament appearance in 2016; Finished second in the Big 12; Six players named to All-Big 12 teams; Notched double-digit victories in 12 of head coach Mark Francis' 18 seasons.

**Mark Francis:** One win shy of his 200th victory at Kansas; **Grace Hagan:** All-Big 12 and All-Region First Teams; **Katie McClure:** Big 12 All-Freshman Team; **Taylor Estrada:** Finished career with eighth-most starts in KU history (80).

## 9. SOFTBALL

**Team:** Increased its streak to eight-straight seasons under head coach Megan Smith with a win over a nationally-ranked opponent after defeating then-No. 14 Baylor at Rock Chalk Park in March.

**Harli Ridling:** All-Big 12 Second Team and NFCA All-Region; **Erin McGinley:** NFCA All-Region.

## 10. SWIMMING & DIVING

**Team:** Scored a program-best 683.5 points at the Big 12 Championship to finish second.

**Madison Straight, Peri Charapich and Haley Downey** each earned All-Big 12 First Team honors.

## 11. TENNIS

**Team:** Earned a berth to the NCAA Championships in each of the last two seasons, marking the first back-to-back trips since 1998 & 1999.

**Anastasiya Rychagova:** 2016 and 2017 All-Big 12 Singles First Team; **Tess Bernard-Feigenbaum:** Big 12 Newcomer of the Year, All-Big 12 Doubles Second Team; **Nina Khmelnitckaia:** All-Big 12 Doubles Second Team; **Bernard-Feigenbaum & Khmelnitckaia:** At-large berth to the NCAA Doubles Championship, a first for KU since 1998, defeated No. 2 overall seed.

## 12. MEN'S TRACK & FIELD

**Team:** 11th at the 2017 NCAA Outdoor Championships; Runner-up at the 2016 outdoor, 2017 indoor and 2017 outdoor Big 12 Championships; Ranked as high as sixth in the USTFCCA weekly rankings in 2017.

**Stanley Redwine:** 2017 Midwest Region Men's Head Coach of the Year, 2016 Big 12 Outdoor Men's Head Coach of the Year; **Mitch Cooper:** First Team All-American (discus), Two-time Big 12 Champion (discus); **Hussain Al Hizam:** First Team All-American (pole vault), 2017 Big 12 Champion (pole vault); **Gleb Dudarev:** Bronze medalist at the 2017 NCAA Outdoor Championships (hammer throw), 2017 Big 12 Champion (hammer throw).

## 13. WOMEN'S TRACK & FIELD

**Team:** 2013 NCAA Outdoor National Champion; Finished in the top-25 at the NCAA Outdoor National Championships five times in the last 10 years.


**Sharon Lokedi:** Two-time First Team All-American (10,000m), Claimed Big 12 titles in both the 5,000m and 10,000m in 2017, Named 2017 Big 12 Outstanding Female Performer; **Sydney Conley:** Three-time First Team All-American (long jump), Two-time Big 12 Champion (long jump).

## 14. VOLLEYBALL

**Team:** 2016 Big 12 Champions; 2015 NCAA Championship Semifinalists; 57-6 record in the last two seasons, including a 28-2 mark at home.

**Ray Bechard:** Four-time Big 12 Coach of the Year; **Kelsie Payne:** Two-time First Team All-American, 2016 Big 12 Player of the Year; **Ainise Havili:** Three-time All-American, Back-to-back Big 12 Setter of the Year; **Madison Rigdon:** All-American; **Cassie Wait:** KC Sports Commission Sportswoman of the Year, All-American, Big 12 VB Scholar-Athlete of the Year, 2016 Big 12 Libero of the Year; **Taylor Soucie:** Big 12 Gault Postgraduate Scholar, Winner of KU's Marlene Mawson Exemplary Student-Athlete Award.





**1**




**2**



**3**



**4**



**5**



**6**



**7**



**8**



**9**



**10**



**11**



**12**



**13**



**14**

Kf  
 Mj  
 Cs  
 O  
 R  
 Rb  
 H


## FACILITIES



1



2



3



7



8



9

**“THESE FACILITIES ARE CRITICALLY IMPORTANT TO MAINTAINING OUR COMPETITIVE EDGE.”**

SHEAHON ZENGER, DIRECTOR OF ATHLETICS, UNIVERSITY OF KANSAS

**1. ALLEN FIELDHOUSE**

Allen Fieldhouse is labeled by many as one of the best places in America to watch a college basketball game; Hosts approximately 35 home basketball games (men and women combined) each year; Largest basketball arena in the state of Kansas and the second largest in the Big 12 Conference

**2. ANDERSON FAMILY FOOTBALL COMPLEX**

Completed in July 2008, now the headquarters of Kansas Football; Adjacent to Memorial Stadium, the two-level building includes offices, academic areas, a weight room, locker rooms, an audio-visual room, meeting rooms, a cardio room, a hydro-therapy room, a nutrition area and a display area; The stand-alone, 80,000 square-foot facility is the state-of-the-art centerpiece of a \$33 million project, which also includes two practice fields and additional parking

**3. ANDERSON STRENGTH CENTER**

State-of-the-art weight room that helps KU compete with other universities for top student-athletes; \$8 million, 42,000-square-foot complex

**4. ANSCHUTZ PAVILLION**

Indoor practice facility for many Jayhawk teams; 40,000-square-foot multi-purpose building; Renovated in August of 2011 and features a new turf surface

**5. ARROCHA BALLPARK AT ROCK CHALK PARK**

Home of Kansas softball; 2015 was the first season at the current location, Arrocha Ballpark was originally located south of Allen Fieldhouse, but the name transferred to honor the \$2 million gift by Cheryl Womack in November 2002

**6. THE JAYHAWK CLUB**

Formerly named Alvamar Country Club, The Jayhawk Club is currently undergoing extensive construction and upgrades. As the “home” to the University of Kansas men’s and women’s golf programs, The Jayhawk Club will house the teams’ practice facility featuring all the essentials in a climate-controlled learning environment, as well as exclusive outdoor practice areas with a variety of grasses to the prepare the Jayhawks for any playing surface

**7. HOGLUND BALLPARK**

Home of the Jayhawk baseball program; The entire field is covered in turf, with a different color and grade on the basepaths, at home plate and on the warning track

**8. HOREJSI FAMILY ATHLETICS CENTER**


Home of Kansas volleyball since 1999; One of five volleyball-only facilities in the Big 12 Conference, the HFAC also houses a locker room and separate team room for pregame meetings and downtime between classes

**9. KU SOCCER COMPLEX AT ROCK CHALK PARK**

Home of Kansas soccer; Opened in October 2014, this dedicated facility features a berm surrounding the playing surface and seats over 2,300 fans; Hosted the 2014 NCAA Tournament First Round

**10. JAYHAWK TENNIS CENTER AT ROCK CHALK PARK**

The \$9 million, indoor-outdoor, state-of-the-art facility opened the winter of 2016-17; It features six indoor and six outdoor courts, multiple locker rooms, meeting spaces, coaches’ offices, a team lounge, a training room and a multi-purpose room in which to watch film; Stadium seating available,



both indoor and outdoor, for great fan viewing of every court; The outdoor courts have lights for evening matches and every court has its own scoreboard

- 11. KIVISTO FIELD AT MEMORIAL STADIUM**  
Recognized as the first stadium built on a college campus west of the Mississippi River, Memorial Stadium is the seventh-oldest collegiate stadium in the nation, as it opened in 1921; Located at the north base of Mt. Oread at 11th and Maine streets in Lawrence, it has a capacity of 50,071; In recent years, the stadium complex has been the focus of major renovations with more than \$30 million in improvements completed

- 12. RIM ROCK FARM**  
Located northwest of Lawrence; Has been the home of the Jayhawks since the 1974 season; Hosted the 2014 Big 12 Conference and 2015 NCAA Midwest Regional Cross Country Championships

- 13. ROBINSON NATATORIUM**  
Home of Kansas swimming and diving for more than 40 years; Current structure features a 25-meter, eight-lane competition pool, a 25-yard, six-lane pool and a diving well

- 14. ROWING BOATHOUSE**  
Home of Kansas rowing since 2009; Sits near the Kansas River in Lawrence's Burcham Park; 14,000 square foot facility was dedicated on February 28, 2009

- 15. KU TRACK COMPLEX AT ROCK CHALK PARK**  
Home of Kansas track & field; 87th annual Kansas Relays was the first meet to be held at the new facility in April 2014; Recognized by the International Association of Athletics Federations (IAAF) as the fifth Class I Certified track on United States soil and one of only 105 in the entire world; Hosted the NCAA West Preliminary in 2016 and the 2017 Big 12 Championship

# TRADITIONS



1



2



"YOU COME TO KU FOR  
THE TRADITION, AND YOU  
LEAVE A PART OF IT."  
  
DANNY MANNING



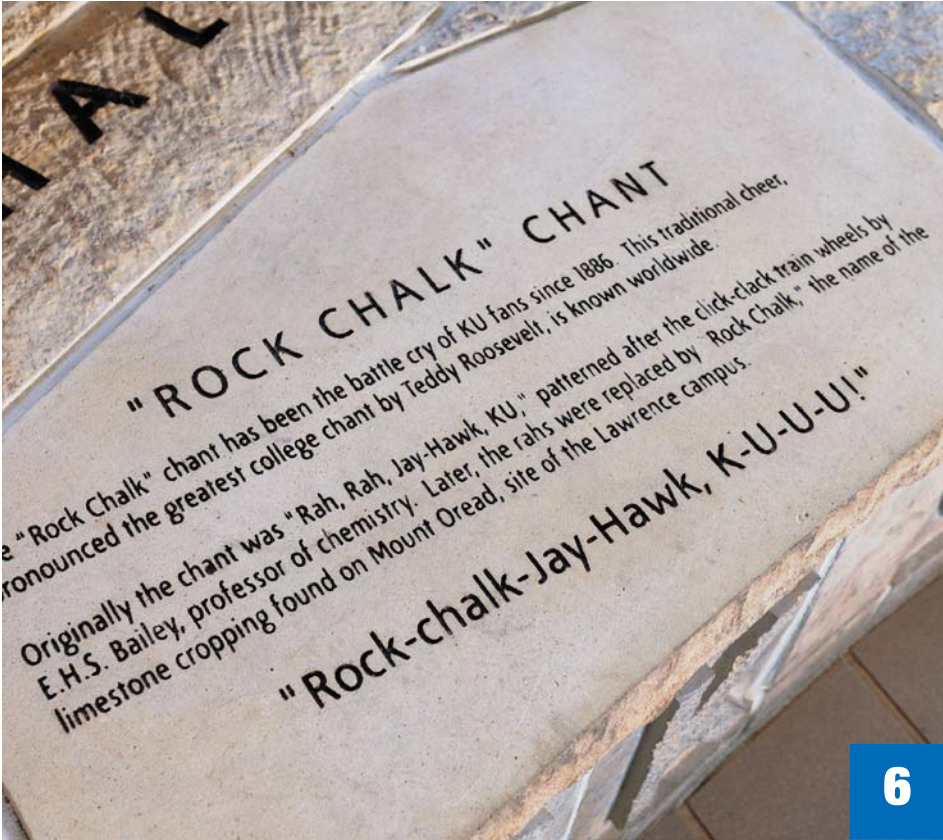
3



4



5



6

**“GIVE THE WORLD THE BEST YOU’VE GOT AND THE BEST WILL COME BACK TO YOU.”**

PHOG ALLEN

1. THE NICKNAME: JAYHAWK

The University of Kansas is the home of the Jayhawk, a mythical bird with a fascinating history. Its origin is rooted in the historic struggles of Kansas settlers. The term “Jayhawk” was probably coined about 1848. Accounts of its use appeared from Illinois to Texas. The name combines two birds - the blue jay, a noisy, quarrelsome thing known to rob other nests, and the sparrow hawk, a stealthy hunter.

2. THE ALMA MATER

In 1891, professor George Barlow Penny searched for a school song for the Glee and Mandolin Club to sing on its tour through Kansas to Denver and back. No one responded with an original song in answer to his appeals. Just before departure, he thought of the Cornell song “Far Above Cayuga’s Waters.” Hastily changing a few words, he gave it to the glee club men to sing on the trip. He did not expect the song to be used after their return, but “Crimson and the Blue” still goes on. The music is not Cornell’s but an old English folk tune, “Annie Lisle.”

3. CAMPANILE HILL

Campanile Hill forms the picturesque backdrop for Memorial Stadium. On a sunny fall Saturday, the “Hill” is transformed into a congregating place for watching Jayhawk football, sunning and barbecuing. Potter Lake, just to the southwest of Memorial Stadium and at the bottom of Campanile Hill, adds to the beauty of the Kansas campus.

4. THE K RING

The K Ring symbolizes a uniquely shared experience between generations of varsity letter winners at the University of Kansas. As a Jayhawk you are expected to uphold tradition and retain the characteristics of a champion while continuing the create your own legacy.

5. WAVING THE WHEAT

Since the early days of KU sports, it has been a ritual of Jayhawk fans to “wave the wheat” following every Kansas scoring drive in football. The tradition also extends to Allen Fieldhouse where fans “wave the wheat” when an opponent fouls out and at the conclusion of every Jayhawk victory. The ritual consists of fans waving their arms in the air, an activity which, when done by a large crowd, resembles a breezy Kansas wheat field.

6. THE ROCK CHALK CHANT

The Rock Chalk Chant has been the battle cry of KU fans for more than 80 years. This strange, traditional chant, which is among the most famous of all college cheers, was started by E.H.S. Bailey, a professor of chemistry. On May 21, 1886, Bailey submitted the cheer to his club.

Kf
Mj
Cs
O
R
Rb
H

# THE UNIVERSITY OF KANSAS

The University of Kansas is a premier research institution with a mission to educate leaders, build healthy communities and make discoveries that change the world. The university has more than 40 nationally ranked academic programs and is home to major centers overseeing research in life span issues, the humanities, the environment, biodiversity, and polar ice sheets. KU also has nationally designated cancer and Alzheimer's centers and the state's only schools of medicine and pharmacy, which are vital to training healthcare providers for the state's underserved communities. In addition to making discoveries that change the world, KU research grows the Kansas economy. Last year, KU conducted \$238.8 million in externally funded research, which is new money that flows into Kansas as a result of our research. There more than 38 active startup companies based on KU technologies, and nearly a dozen out-of-state companies have relocated to Kansas to partner with KU researchers since 2010.



**28,401**

TOTAL ENROLLMENT,  
HIGHEST AMONG ALL  
KANSAS UNIVERSITIES

**42**

GRADUATE PROGRAMS RANKED  
BY U.S. NEWS & WORLD REPORT

**27**

RHODES SCHOLARS,  
MORE THAN ALL OTHER  
KANSAS UNIVERSITIES COMBINED

**#1**

**RANKING AMONG ALL KANSAS PUBLIC UNIVERSITIES IN SCHOLARSHIP FUNDS, GRADUATION RATE, RESEARCH EXPENDITURES**



**38**

**ACTIVE COMPANIES BASED ON KU RESEARCH**



- Kf
- Mj
- Cs
- O
- R
- Rb
- H

# CAMPUS LIVING



## 2018

NEW STUDENT HOUSING SET TO OPEN - RESIDENCE HALL AND APARTMENTS

## 2009

JAYHAWKER TOWERS RENOVATION BEGAN

## \$103

MILLION SPENT ON NEW CAMPUS HOUSING FOR ALL STUDENTS






2



2



4

**6**  
FLOORS + BASEMENT EACH  
IN TOWERS A, B, C & D




**.7**  
MILES TO THE  
CAMPANILE

- JAYHAWKER TOWERS**  
KU student-athletes have the opportunity to live in fully-furnished Jayhawk Towers apartments, conveniently located near Allen Fieldhouse, the DeBruce Center and Wagnon Student-Athlete Center. The Towers are equipped with queen size beds and separate living quarters.
- NEW STUDENT HOUSING**  
Opening in the fall of 2018, the new apartment complex offers two-bedroom/two-bathroom or four-bedroom/four-bathroom options, an academic service center and dining hall; Open to all upperclassmen and graduate students.
- APARTMENTS**  
All apartments in the Jayhawk Towers are two-bedroom and are shared by two residents. Apartments have wireless internet, are cable-ready, carpeted and fully-furnished with beds, desks, chairs, a living room set and window blinds. A small kitchen is provided in each apartment.
- DEBRUCE CENTER**  
Brand new in 2016, Jayhawk student-athletes have the luxury to dine at the DeBruce Center, located adjacent to Allen Fieldhouse. The DeBruce Center features a wide variety of food options and also houses the training table for KU student-athletes, which serves breakfast and dinner.

**OTHER AMENITIES**  
Greater privacy and independence; On-site staff; Information desk; Academic Resource Center; KU card-operated laundry; WiFi

## FAMOUS ALUMNI

1. **FORREST C. "PHOG" ALLEN (1885-1974)**  
"Father of Basketball Coaching"; KU coach (1919-56, national championships 1921, 1922, 1952); Creator of NCAA basketball tournament; Coached by James Naismith at KU
2. **MARIO CHALMERS**  
NBA player who is currently a free agent and last played for the Memphis Grizzlies (2015-16), Two-time World Champion with the Miami Heat
3. **WILT CHAMBERLAIN (1936-99)**  
NBA superstar (1959-73) for the Philadelphia/San Francisco Warriors, Philadelphia 76ers, Los Angeles Lakers
4. **BOB DOLE**  
Kansas senator (1966-96), U.S. Senate majority leader; Presidential and vice-presidential nominee
5. **NANCY LANDON KASSEBAUM**  
First female U.S. senator (1979-97) elected in own right
6. **BILLY MILLS**  
Only American athlete to win the Olympic gold medal in the 10,000 meters (1964)
7. **BRIAN MCCLENDON**  
Google Earth vice president for geo-products; Made Lawrence and KU the center of Google Earth
8. **MANDY PATINKIN**  
Actor and singer ("The Princess Bride"; TV's "Chicago Hope," "Criminal Minds," "Homeland")
9. **PAUL PIERCE**  
Former NBA player who played 19 seasons in the league (1998-2017), World Champion with the Boston Celtics, 2008 NBA Finals MVP
10. **ROB RIGGLE**  
Comedian, actor ("The Hangover," "The Other Guys," "Step Brothers," TV's "Saturday Night Live" and "The Daily Show")
11. **PAUL RUDD**  
Actor ("Clueless," "Knocked Up," TV's "Friends")
12. **KATHLEEN SEBELIUS**  
U.S. Secretary of Health & Human Services 2009-14; Governor of Kansas 2003-09
13. **GALE SAYERS**  
Football running back (Chicago Bears 1965-71); Member NFL Hall of Fame
14. **DARRELL STUCKEY**  
NFL defensive back who is entering his eighth season in the league all with the Los Angeles Chargers; Three-time team captain; Earned his first Pro Bowl invitation in 2014
15. **JEN WIDERSTROM**  
Former student-athlete on both the Kansas rowing and track & field teams who has turned her personal training career into stardom; Coach on the reality TV show "The Biggest Loser;" Author of the book "Diet Right for Your Personality Type"
16. **LYNETTE WOODARD**  
Major college women's basketball career scoring leader; Olympic gold medalist (1984); First female member of the Harlem Globetrotters
17. **GARY WOODLAND**  
Professional golfer who plays on the PGA Tour; Won his first PGA Tour title at the 2011 Transitions Championship

# KANSAS CITY

Located 25 miles to the east of Lawrence is the Kansas City metro area. Home to the fourth-busiest live entertainment venue in the country (Sprint Center), and some of the fastest internet speeds in the world (Google Fiber), the city known as the “Paris of the Plains” is a modern metropolis in the midst of a downtown revitalization.



1



2



3



4



5



6

**90+**  
BBQ JOINTS SMOKING IN  
THE KC METRO AREA

**1. CULTURE**

Citing the Nelson Atkins, Kemper, and Nerman art museums as proof, Kansas City was selected by *Travel & Leisure* magazine as the fourth-most cultured city in America in April 2015.

**2. TECHNOLOGY**

Thanks to a \$15 million investment in infrastructure, Kansas City is set to become the largest “Smart City” in North America. The “Smart City” network is expected to use a public Wi-Fi system that would also be available to residents and visitors for free.

**3. SPORTS**

The metro area is home to the Kansas City Chiefs, Sporting KC, FC Kansas City, Kansas City Explorers and the 2015 American League Champion Kansas City Royals.

**79,000**

NUMBER OF SEATS IN  
ARROWHEAD STADIUM,  
HOME OF THE CHIEFS  
FOOTBALL TEAM

**4. ARTS & ENTERTAINMENT**

Opened in 2007, the \$276 million Sprint Center arena is located in Kansas City’s Power & Light District, a nine block entertainment district with shopping, restaurants, a movie theatre and arts venues.

**5. CUISINE**

Famous for a dish called “Burnt Ends” many agree that Kansas City is home to the best barbeque in the world. KC original Joe’s Kansas City was named the “manliest restaurant” in America by Men’s Health magazine. (November 2012).

**6. SHOPPING**

The Country Club Plaza is Kansas City’s outdoor, upscale shopping district. Over 180 shops and dozens of restaurants ranging from five-star to laidback reside amidst the Spanish-inspired architecture.

# CITY OF LAWRENCE

Named one of the “best lil’ college towns” in the country by *Rolling Stone* magazine and a “slam dunk college town” by *National Geographic*, Lawrence is home to a diverse and progressive population of over 90,000 citizens who are proud to provide a home for The University of Kansas and the Jayhawks.

ONE OF “THE  
COUNTRY’S MOST  
BIKE-FRIENDLY  
TOWNS”

---

THE LEAGUE OF  
AMERICAN CYCLISTS

THE 9TH-SMARTEST  
CITY IN AMERICA

---

LUMOSITY

THE 7TH-BEST  
CITY FOR  
COLLEGE GRADS

---

AMERICAN INSTITUTE FOR  
ECONOMIC RESEARCH

ONE OF THE TOP-20  
“COOLEST” TOWNS  
IN AMERICA

---

DISCOVERAMERICA.COM

TOP 15 IN  
“THE 100 BEST  
SMALL ARTS TOWNS  
IN AMERICA”

---

JOHN VILLANI, AUTHOR

“NAMED ONE OF  
THE NINE ‘HIGHEST  
ACHIEVERS’ IN THE  
WORLD OF SPORTS”

---

SPORTS TRAVEL



**1,000**

UNIQUE SHOPPING &  
DINING OPTIONS  
DOWNTOWN

**75**

LOCALLY OWNED  
BOUTIQUES & GALLERIES

**50**

CITY PARKS



1



2



3



4



5



1. **DOWNTOWN**  
Less than a mile from campus, downtown Lawrence provides a uniquely historic yet modern setting with world-class restaurants, dynamic arts and energetic nightlife.
2. **MUSIC**  
Take a short walk on downtown's main thoroughfare, Massachusetts Street, and you'll be in the midst of what *The New York Times* called "the most vital music scene between Chicago and Denver."
3. **SHOPPING**  
Iowa Street and 31st Street: Big box stores like Best Buy, Target, Walmart and others can all be found at this intersection in southwest Lawrence. Downtown: Trendy fashion, vintage bookstores and completely unique record stores.
4. **DINING**  
Steaks, seafood, Mexican, Greek, Italian, Spanish, Chinese, sushi, gourmet burgers, fish & chips, Thai, barbecue, vegetarian — you name it — Lawrence has it!
5. **OUTDOORS**  
The outdoor aquatic center downtown, Clinton State Park to the west and South Park on the east side provide a wide variety of opportunities for outdoor activities.

# JAYHAWKS IN THE COMMUNITY



**1,000+**  
KANSAS FOOTBALL  
PLAYERS COMBINED FOR  
OVER 1,000 HOURS OF  
COMMUNITY SERVICE IN  
2016-17





ROCK  
CHALK

JAYHAWK

MEET THE JAYHAWKS

MJ

**HAKEEM ADENIJI**

#78

**Offensive Line | 6-4 | 290 | 1L | Sophomore**

Garland, Texas | Garland HS

**Career Honors:** **2017:** Big 12 Commissioner's Honor Roll and Athletic Director's Honor Roll (spring); Academic All-Big 12 Rookie Team. **2016:** All-Big 12 Honorable Mention (Coaches); Freshman All-Big 12 First Team (*Athlon*); KU's Offensive Player of the Week (at Oklahoma); KU's Offensive Player of the Week (Ohio).

**Career Summary:** Played in 12 games ... Started 12 contests ... Posted 22 knock-down blocks.

**2016 (Fr.):** A starter in all 12 games switching from right tackle to left tackle midway through the season ... Earned a 77 percent cumulative grade as assessed by the coaching staff ... Registered a team-fourth-best 22 knock-down blocks in his rookie season ... **Rhode Island:** Started the first game of his career at right tackle and helped pave the way for KU to gain 570 yards of total offense in its win over the Rams ... Earned the team's highest pass protection grade ... **Ohio:** Earned his second start and graded out the highest among offensive linemen, with one knock-down block ... **at Memphis:** Earned his third start in as many contests and posted a team-high four knock-down blocks ... **at Texas Tech:** Started for the fourth-straight contest at right tackle and earned the team's highest overall grade ... Also was credited with three knock-down blocks against the Red Raiders ... **TCU:** Earned an 80 percent pass grade, helping the Jayhawks to 348 yards through the air ... **at Baylor:** Earned a 78 percent pass grade ... **Oklahoma State:** Earned an 80 percent overall grade and an 83 percent pass protection grade in his seventh-consecutive start ... **at Oklahoma:** Earned a 90 percent pass grade against the Sooners and graded out at 82 percent overall ... **at West Virginia:** Tallied an 85 percent pass grade and didn't miss any assignments against the Mountaineers ... **Iowa State:** Notched a then-season-high four knock-down blocks and earned a season-high 96 percent in pass protection against the Cyclones ... **Texas:** Earned an 87 percent overall grade and collected six knock-down blocks in the win over the Longhorns ... **at K-State:** Posted an 82 percent pass protection grade and helped the Jayhawks to 302 yards in the air.

**High School:** Played both offensive tackle and defensive end at Garland HS ... During his time at Garland HS, played under head coach Jeff Jordan, who is now the director of personnel for KU football ... Earned three letters playing football and was named team captain as a junior ... Helped lead the Owls to the Class 6A state playoffs three-straight years (2013-15) ... Named All-Area Top 100 by the *Dallas Morning News* ... Earned all-district honors as both a junior and a senior ... Also lettered in basketball and track & field at GHS ... Competed at the regional track & field meet in the shot put and discus as both a junior and a senior.

**Personal:** Son of Joke Adeniji and Semia Adeniji ... Majoring in management and leadership ... Brother, Moshood, played offensive line at Air Force (2010-13) and is currently stationed in Florida.

**MAZIN AQL**

#52

**Defensive End | 6-2 | 230 | SQ | Sophomore**

Stilwell, Kan. | Blue Valley HS

**Career Honors:** **2017:** Big 12 Commissioner's Honor Roll and Athletic Director's Honor Roll (spring). **2016:** Big 12 Commissioner's Honor Roll and Athletic Director's Honor Roll (spring); Scout Team Special Teams Player of the Week (West Virginia); Scout Team Defensive Player of the Week (Memphis); Scout Team Special Teams Player of the Week (Ohio).

**2016 (RFr.):** Earned KU's Scout Team Player of the Week honors three times in 2016 ... Did not see any game action.

**2015 (Fr.):** Redshirted his first season at Kansas.

**High School:** Earned three letters in football at Blue Valley HS ... Helped the Tigers earn three-consecutive Kansas Class 5A regional championships ... Helped BVHS win the 2013 Kansas Class 5A state championship ... Named a First Team All-Eastern Kansas League defensive end, while earning second-team all-state honors as a senior in 2014 ... Collected the most tackles by a defensive lineman in the EKL as a senior and registered the fifth-most tackles by any position in the league ... Contributed a sack and a forced fumble in the 2014 state championship game ... Played for the late head coach Eric Driskell at BVHS.

**Personal:** Son of Mofeed Aql and Sahar Chapuk ... Majoring in pre-business finance.

**DORANCE ARMSTRONG JR.**

#2

**Defensive End | 6-4 | 246 | 2L | Junior**

Houston, Texas | North Shore HS

**Career Honors:** **2016:** Unanimous All-Big 12 Conference First Team (coaches, Associated Press, ESPN.com, *Phil Steele*, *Athlon*, *Kansas City Star*, *Waco Herald Tribune*); No. 20 on ESPN's 2016 list of the Top 25 players in the Big 12 Conference; *Athlon Sports* Big 12 Conference Breakout Player of the Year; Big 12 Conference Defensive Player of the Week (Texas); KU's Defensive Player of the Week (Texas); KU's Defensive Player of the Week (West Virginia); KU's Defensive Player of the Week (Memphis).

**Career Summary:** Played in 24 games ... Started 17 contests ... Recorded 79 tackles ... Disrupted 25.0 plays in the opponents' backfield ... Tallied 13.5 sacks ... Broke up four passes ... Ripped loose three fumbles ... Recovered two fumbles ... Hurried the quarterback six times.

**2016 (So.):** A consensus selection to the Big 12 Conference's First Team football honorees after tallying 10.0 sacks on the season ... Registered the most sacks by a Jayhawk since 2008 ... The last time a Kansas player totaled more sacks in a single season was in 2001 ... Completed the season tied for third on KU's single-season sack list ... Listed second in the Big 12 Conference and 18th nationally with 10.0 sacks ... Notched 20.0 tackles in the opponent backfield, the most since 2002 ... Ranks fifth on KU's single-season tackle-for-loss list ... Had the fifth-best TFL total in the FBS ... Listed fifth on KU's tackle leaderboard in 2016 with 56 stops, the most of any defensive lineman, 20.0 tackles for loss, 10.0 sacks, five quarterback hurries, three forced fumbles and two fumbles recovered ... Boasted a career-high 11 tackles, 3.0 TFLs, 2.0 sacks a forced fumble and a fumble recovery in the win over Texas ... Notched 2.0 sacks on three separate occasions at Memphis, at Texas Tech and against Texas ... Boasted at least one sack in six-straight games ... Had a sack in 7-of-12 games ... Recorded a personal-best 3.0 tackles-for-loss in three games: at Memphis, against Texas and at K-State ... **Rhode Island:** Began his sophomore season with a start at defensive end and made two tackles, one behind the line-of-scrimmage, and recovered a fumble in the win over Rhode Island ... **Ohio:** Started his seventh-straight game and contributed one stop against the Bobcats ... **at Memphis:** Sacked the Tigers' quarterback a career-high-tying two times and notched a career-best three stops behind the line-of-scrimmage ... **at Texas Tech:** Tallied a career-high-tying 2.0 sacks for the second-straight week and posted three stops overall before leaving the contest early due to injury ... **TCU:** Posted a sack in his third-straight contest, while coming away with five stops, a forced fumble and two quarterback hurries ... **at Baylor:** Recorded a sack in his fourth-straight game, while coming away with four tackles overall against the Bears ... **Oklahoma State:** Contributed his fifth-consecutive game with a sack after a four-tackle, 2.0-tackle-for-loss performance against the Cowboys ... **at Oklahoma:** Registered his sixth-straight game with a sack and completed the contest with a career-high-tying six stops against the Sooners ... **at West Virginia:** Posted seven total tackles and also wrapped up 2.0 tackles in the Mountaineer backfield ... **Iowa State:** Corralled four tackles against the Cyclones ... **Texas:** Tallied a career-high 11 tackles – 3.0 of which were in the Longhorn backfield – a forced fumble, fumble recovery and 2.0 sacks on his way to being the Big 12 Conference's Defensive Player of the Week after the victory ... **at K-State:** Boasted six tackles and made 3.0 tackles in the Wildcat backfield.

**2015 (Fr.):** Saw action in all 12 games, starting five-straight contests to end the year against Oklahoma, Texas, TCU, West Virginia and K-State ... Totaled 23 tackles, five tackles-for-loss, a team second-best 3.5 sacks, as well as a team runner-up four pass breakups, in his first season at Kansas ... Recorded a career-best six stops against Oklahoma ... Notched two sacks against the Sooners ... **South Dakota State:** Provided a sack for a loss of five yards in his debut snap at Kansas ... **Baylor:** Recorded the second tackle of his career ... **Texas Tech:** Credited with three tackles, while also assisting on a sack and hurrying the quarterback ... **at Oklahoma State:** Followed his career day against Texas Tech with four tackles against the Cowboys ... **Oklahoma:** Started his first-career game and posted a season-high six tackles – including a season-best 2.0 sacks ... **at Texas:** Garnered three tackles, 1.5 of which were for a loss, and disrupted a career-best three passes ... **at TCU:** Posted three tackles ... **West Virginia:** Made one tackle ... **K-State:** Assisted on a tackle and disrupted a pass.

**High School:** Rated a consensus three-star prospect out of North Shore HS in Texas by Rivals, ESPN and 247Sports.com ... Closed his prep career as a First Team All-District selection at defensive end ... Named a Top-100 recruit by the *Houston Chronicle* ... Also earned Second Team All-District honors as a junior ... Chose Kansas over offers from Cal, Houston, Illinois, Indiana, Iowa State, Memphis, Michigan State, Northwestern, Oregon State, Purdue and Southeastern Louisiana.

**Personal:** Son of Carol Watson and Dorance Armstrong Sr ... Has a brother, Kaleb Cain ... Majoring in liberal arts and sciences ... Dorance is pronounced door-uncle.



**ARMSTRONG'S CAREER STATS**

TACKLES	G-S	UA	A	Total	TFL	Yds	PD	FF	FR	Blkd
2016	12-12	40	16	56	20.0	83	0	3	2	0
2015	12-5	16	7	23	5.0	15	4	0	0	0
<b>TOTAL</b>	<b>24-17</b>	<b>56</b>	<b>23</b>	<b>79</b>	<b>25.0</b>	<b>98</b>	<b>4</b>	<b>3</b>	<b>2</b>	<b>0</b>

**SACKS**

G-S	UA	A	Total	Yds	
2016	12-12	10	0	10.0	59
2015	12-5	3	1	3.5	13
<b>TOTAL</b>	<b>24-17</b>	<b>13</b>	<b>1</b>	<b>13.5</b>	<b>72</b>

**ARMSTRONG'S CAREER HIGHS**

- Tackles:** 11, vs. Texas (2016)
- Sacks:** 2.0, (4x), MR vs. Texas (2016)
- Tackles for Loss:** 3.0, (3x), MR at K-State (2016)
- Forced Fumbles:** 1, (2x), MR vs. Texas (2016)
- Quarterback Hurries:** 2, vs. TCU (2016)
- Fumbles Recovered:** 1, (2x), MR vs. Texas (2016)
- Pass Breakups:** 3, at Texas (2015)



**DORANCE ARMSTRONG JR.**



**KELLEN ASH**

#97

**Defensive Tackle | 6-3 | 285 | 1L | Senior**  
Manchester, Mo. | Parkway South HS

**Career Summary:** Played in three games ... Notched one tackle ... Recorded one tackle behind the line-of-scrimmage ... Recovered one fumble.

**2016 (Jr.):** Earned playing time against Rhode Island, Ohio and at K-State ... Recorded his only statistics of the season at K-State, where he logged a tackle behind the line-of-scrimmage and recovered a fumble ... **at K-State:** Saw his first extended playing time of the season and made the first tackle of his career in the Wildcat backfield, while also recovering a fumble.

**2015 (So):** Did not see any game action.

**2014 (RFr.):** Did not see any game action.

**2013 (Fr.):** Redshirted his first year at Kansas.

**High School:** Played under head coach Joe Rosewell at Parkway South HS ... Tallied 87 tackles, 39 TFLs, 19 sacks, three forced fumbles, one interception and one fumble recovery during his junior season ... His 19 sacks in 2011 were a Parkway South single-season school record ... Earned Missouri Class 6 First Team All-State honors in 2011 ... Also named first team all-conference and all-metro ... Competed in track & field at PSHS ... Took home three Suburban West Conference titles in the 100 meters, long jump and high jump.

**Personal:** Son of Zsanique Douglass and Willie Ash ... Majoring in communication studies and sociology.

**ASH'S CAREER STATS**

TACKLES	G-S	UA	A	Total	TFL	Yds	PD	FF	FR	Blkd
2016	12-12	40	16	56	20.0	83	0	3	2	0
<b>TOTAL</b>	<b>24-17</b>	<b>56</b>	<b>23</b>	<b>79</b>	<b>25.0</b>	<b>98</b>	<b>4</b>	<b>3</b>	<b>2</b>	<b>0</b>

**SACKS**

G-S	UA	A	Total	Yds	
2016	12-12	10	0	10.0	59
<b>TOTAL</b>	<b>24-17</b>	<b>13</b>	<b>1</b>	<b>13.5</b>	<b>72</b>

**ASH'S CAREER HIGHS**

- Tackles:** 1, at K-State (2016)
- Tackles for Loss:** 1.0, at K-State (2016)
- Fumbles Recovered:** 1, at K-State (2016)



**SHOLA AYINDE**

#15

**Cornerback | 6-0 | 175 | RS | Freshman**  
Houston, Texas | George Ranch HS

**2016 (Fr.):** Missed his freshman season due to an injury suffered in preseason camp ... Granted a medical redshirt.

**High School:** Garnered a three-star rating by ESPN and two-star status by Rivals and 247Sports.com ... Earned Class 24-5A All-District Second Team honors at the conclusion of the 2014 season ... Named a Top-100 recruit by the *Houston Chronicle* ... Helped lead the Longhorns to a 12-2 mark and an appearance in the regional finals while playing for head coach Ricky Tullios at George Ranch HS his senior year ... Completed the 2013 season with 49 tackles, seven pass breakups, two interceptions and one tackle-for-loss while play at Bush HS ... Named first team all-district as a junior at BHS.

**Personal:** Son of Elaine and Christopher Ayinde ... Has three siblings: brother Chris and sisters Cherri and Seyan ... Majoring in pre-sociology with a sport management minor ... Shola is pronounced show-luh ... Ayinde is pronounced eye-in-day.



## CHARLES BALDWIN

#72

Offensive Line | 6-5 | 305 | TR | Junior

Windsor, Conn. | Windsor HS // ASA College // Alabama

**2016:** Sat out the 2016 season per NCAA transfer rules ... Transferred to Kansas after spending the spring of 2016 at the University of Alabama.

**2014-15 (Fr.-So. at ASA College):** Widely considered the top junior college offensive tackle in the nation ... Rated a five-star prospect by Rivals.com, which ranked him as the No. 2 overall player in the Rivals JUCO100 and the No. 1 offensive tackle ... Tabbed the No. 1 junior college player in the nation according to ESPN JC50 ... Earned second team NJCAA All-America honors as a sophomore in 2015 ... Earned five stars from Scout.com and was listed as the No. 3 overall JUCO player and No. 2 tackle ... Rated a four-star tackle by 247Sports ... Ranked the No. 2 overall JUCO prospect and the No. 1 tackle in both 247's junior college Composite and 247 junior college rankings ... PrepStar All-East Region selection ... Played under head coach Joe Osovet at ASA.

**High School:** Played for head coach Rob Fleeting at Windsor HS ... Selected to the Connecticut Class-L All-State team as a senior in 2013 ... Member of the 2013 *All-Courant* Offensive Team.

**Personal:** Son of Cheryl and Dennis Baldwin ... Majoring in liberal arts and sciences.



## ISAIAH BEAN

#19

Defensive End | 6-4 | 220 | 1L | Sophomore

Houston, Texas | Summer Creek HS

**Career Summary:** Played in 12 games ... Made 11 tackles ... Recorded 3.0 tackles-for-loss ... Posted 2.0 sacks ... Hurried the quarterback once.

**2016 (Fr.):** Rotated in at defensive end in all 12 games ... Wrapped up a career-high three tackles at Baylor ... Posted TFLs at Memphis, at West Virginia and against Iowa State ... Recorded sacks at West Virginia and against Iowa State ... **Rhode Island:** Made one tackle in his collegiate debut ... **at Memphis:** Posted a career-best two stops, including one stop for a loss of yards ... **at Texas Tech:** Gathered two tackles in extended playing time against the Red Raiders ... **at Baylor:** Posted a new career high with three tackles against the Bears ... **Oklahoma State:** Hurried the quarterback once ... **at West Virginia:** Notched the first tackle-for-loss and sack of his career ... **Iowa State:** Collected two tackles and the second sack of his career against the Cyclones.

**High School:** Earned a three-star rating by ESPN and 247Sports.com and two-star status by Rivals ... Racked up 70 tackles and 14 sacks in 2015 ... Selected to the 16-6A All-District First Team following his senior campaign ... Named Summer Creek's MVP for defense ... Played primarily on offense until his senior season when he moved to defensive end for head coach Brian Ford ... A three-year letterwinner at SCHS, helped lead the Bulldogs to a district title in 2013 ... Chose Kansas over offers from Cal, Fresno State, Illinois, Iowa State, Tulsa and UNLV.

**Personal:** Son of Terrance and Sharon Bean ... Has three siblings: Aiyana, Elijah and Emani ... Majoring in liberal arts and sciences.

## BEAN'S CAREER STATS

TACKLES	G-S	UA	A	Total	TFL	Yds	PD	FF	FR	Blkd
2016	12-0	8	3	11	3.0	13	0	0	0	0
<b>TOTAL</b>	<b>12-0</b>	<b>8</b>	<b>3</b>	<b>11</b>	<b>3.0</b>	<b>13</b>	<b>0</b>	<b>0</b>	<b>0</b>	<b>0</b>

## SACKS

SACKS	G	UA	A	Total	Yds
2016	12-0	2	0	2.0	12
<b>TOTAL</b>	<b>12-0</b>	<b>2</b>	<b>0</b>	<b>2.0</b>	<b>12</b>

## BEAN'S CAREER HIGHS

**Tackles:** 3, at Baylor (2016)

**Tackles for Loss:** 1.0, (3x), MR vs. Iowa State (2016)

**Sacks:** 1.0, (2x), MR vs. Iowa State (2016)



## JEREMIAH BOOKER

#88

Wide Receiver | 6-2 | 200 | 2L | Junior

College Station, Texas | College Station HS

**Career Honors:** 2017: Big 12 Commissioner's Honor Roll and Athletic Director's Honor Roll (spring). 2016: Big 12 Commissioner's Honor Roll and Athletic Director's Honor Roll (fall). 2015: Big 12 Commissioner's Honor Roll and Athletic Director's Honor Roll (fall).

**Career Summary:** Played in 18 games ... Started six contests ... Caught 32 passes for 291 yards ... Long reception of 27 yards.

**2016 (So.):** Didn't see any game action until the third game of the season at Memphis due to an injury suffered in preseason camp ... Grabbed a season-high five passes at Oklahoma ... Totaled a season-best 27 yards at Baylor on one reception ... **at Texas Tech:** Tallied a season-high three catches for 14 yards ... **at Baylor:** Posted a career-long-tying reception of 27 yards on his one catch against the Bears ... **at Oklahoma:** Turned in a season-high five receptions for 22 yards.

**2015 (Fr.):** Missed the first four games of the year due to an injury suffered in preseason camp ... Returned to play in eight games, starting six against Texas Tech, Oklahoma State, Oklahoma, TCU, West Virginia and K-State ... Logged 23 receptions for 228 yards in his freshman season ... Recorded a career-best seven catches for 65 yards against Texas Tech ... **Baylor:** In the first action of his career, caught three passes for a team-best 39 yards ... **Texas Tech:** Started the first game of his career and led the Jayhawks with a seven-reception, 65-yard performance ... **at Oklahoma State:** Started his second-straight game and procured two catches for 37 yards ... **Oklahoma:** Snagged two passes for 20 yards ... **at Texas:** Grabbed two passes for six yards ... **at TCU:** Started at wide receiver and hauled in four passes for 40 yards ... **West Virginia:** Caught two passes for 17 yards ... **K-State:** Posted one reception for four yards.

**High School:** Earned a three-star rating from ESPN and a two-star ranking from Rivals and 247Sports.com ... Completed his senior season with 44 receptions for 797 yards and 10 touchdowns ... Made 24 catches for 465 yards and seven touchdowns as a junior in 2013 ... Finished his high school career at College Station HS with 74 catches, 1,343 yards and 17 touchdowns ... Earned his team's Blood, Sweat and Tears Award following his senior season ... Also ran track and claimed first place at the 2014 District 18-3A Championship in the 300-meter hurdles ... Chose Kansas over offers from Nevada and New Mexico.

**Personal:** Son of Jackie and Herbert Booker ... Has two older siblings: a brother, Joshua, and a sister, Javan ... Majoring in sport management with a business minor.

## BOOKER'S CAREER STATS

REC	G-S	REC	YDS	TD	LG	REC/G	AVG/CAVG/G
2016	10-0	9	63	0	27	0.9	7.0 6.3
2015	8-6	23	228	0	27	2.9	9.9 28.5
<b>TOTAL</b>	<b>18-6</b>	<b>32</b>	<b>291</b>	<b>0</b>	<b>27</b>	<b>1.8</b>	<b>9.1 16.2</b>

## BOOKER'S CAREER HIGHS

**Receptions:** 7, vs. Texas Tech (2015)

**Receiving Yards:** 65, vs. Texas Tech (2015)

**Longest Reception:** 27, (2x), MR at Baylor (2016)

**All-purpose yards:** 65, vs. Texas Tech (2015)





**JACOB BRAGG** #55

**Offensive Line | 6-4 | 291 | 2L | Junior**  
Nacogdoches, Texas | Nacogdoches HS

**Career Honors:** **2017:** Big 12 Commissioner's Honor Roll and Athletic Director's Honor Roll (spring). **2014:** Big 12 Commissioner's Honor Roll and Athletic Director's Honor Roll (fall).

**Career Summary:** Played in 22 games ... Started seven contests ... Recorded 12 knock-down blocks.

**2016 (So.):** Played in 12 games with starts at Memphis and at Texas Tech ... Recorded five knock-down blocks on the season ... **Rhode Island:** Rotated in along the offensive line and helped KU gain 570 yards in the win over the Rams ... Also recorded one knock-down block against URI ... **Ohio:** Rotated in along the offensive front against the Bobcats ... **at Memphis:** Started at center for the first time in his career and posted a knock-down block as assessed by the coaching staff ... **at Texas Tech:** Started at left guard and contributed three knock-down blocks as assessed by the coaching staff ... **TCU:** Earned time on special teams protection, but did not receive a game grade ... **at Baylor:** Rotated in along the offensive line against the Bears ... **Oklahoma State:** Helped protect on three field goal attempts ... **at Oklahoma:** Protected on KU's lone field goal try of the contest ... **at West Virginia:** Earned an 88 percent pass protection grade against the Mountaineers ... **Iowa State:** Earned a personal-best 89 percent overall grade against the Cyclones ... **Texas:** Protected on KU's three field goal tries in the win over the Longhorns ... **at K-State:** Protected on field goal and PAT tries against the Wildcats.

**2015 (RFr.):** Saw time in 10 games, starting five contests against Texas Tech, Oklahoma, Texas, TCU and West Virginia ... **South Dakota State:** Experienced the first snaps of his collegiate career, registering two knock-down blocks along the offensive line, in helping Kansas to its most yards gained (576) since 2007 ... **Memphis:** Helped the Jayhawks to 194 rushing yards ... **Baylor:** Saw time along the offensive line ... **Texas Tech:** Made his first start at right guard and posted two knock-down blocks in helping KU to its most passing yards in 2015 (330) ... **at Oklahoma State:** Rotated in along the offensive line and recorded a knock-down block ... **Oklahoma:** Posted two knock-down blocks after a start at right guard ... **at Texas:** Made his third start at right guard ... **at TCU:** Started at left guard and helped KU to 200 yards passing and 100 yards rushing ... **West Virginia:** Started his fourth-straight game at right guard ... **K-State:** Rotated in along the offensive line to help KU average 4.5 yards-per-play.

**2014 (Fr.):** Redshirted his first season at Kansas.

**High School:** Rated a four-star prospect by ESPN.com, while picking up three stars from both Rivals.com and Scout.com ... ESPN.com ranked him as the No. 3 center, No. 26 player in the state of Texas and No. 36 player in the Midlands region ... Earned a spot on the ESPN.com Top 300 rankings ... Listed as the 11th-best center in the class of 2014 by Rivals.com ... Selected to play in the 2014 Under Armour All-American game ... Helped lead his Nacogdoches HS team to a 7-4 mark in 2013 ... Credited with 66 pancake blocks as a senior ... Named to the *USA Today* All-USA Texas team ... Picked up third-team all-state honors by the Associated Press ... Tabbed third-team Class 4A by the Texas Sports Writers Association ... Earned honorable mention Class 4A all-state honors by the *Houston Chronicle* ... Played for head coach Bobby Reyes at NHS ... Also participated in track and powerlifting.

**Personal:** Son of Bryan and Jennifer Bragg ... Majoring in teacher education: secondary history and government.



**JULIAN CHANDLER** #25

**Cornerback | 6-0 | 185 | RS | Freshman**  
Houston, Texas | Fort Bend Hightower HS

**2016 (Fr.):** Saw time in the season-opening win over Rhode Island, but did not record any statistics ... Missed the remainder of the season due to injury.

**High School:** Played for head coach Padriac McGinnis at Fort Bend Hightower HS, earning three letters ... Helped lead the Hurricanes to three-consecutive district titles ... Earned Class 23-6A Defensive Second Team honors at the conclusion of the 2015 season ... Chose Kansas over offers from Louisiana Tech, Nevada, New Mexico and North Texas ... Picked up four letters in baseball and one in track & field ... Named academic all-district four-straight years.

**Personal:** Son of Howard and Felicia Chandler ... Has one sister, Kelis ... Majoring in pre-sport management with a minor in business.



**DAYLON CHARLOT** #2

**Wide Receiver | 6-0 | 195 | TR | Sophomore**  
Patterson, La. | Patterson HS // Alabama

**Career Summary:** Played in five games at Alabama ... Caught two passes ... Gained nine yards receiving.

**2016:** Sat out the 2016 season per NCAA transfer rules.

**Fr. (2015 at Alabama):** Played in five games and caught two passes for the Crimson Tide for nine yards ... **ULM:** Reeled in his first-career catch, an 8-yard catch and run against the Warhawks ... **Charleston Southern:** Notched one catch for one yard against the Buccaneers.

**High School:** Top-rated wide receiver nationally who was a consensus four-star recruit ... Selected to participate in the Under Armour All-America Game ... Ranked No. 59 in the ESPN300, the No. 8 wide receiver, No. 2 player in the state of Louisiana and No. 32 prospect in the Southeast region ... Rated as the No. 9 receiver by Rivals.com and No. 78 in the Rivals100, while being tabbed as the No. 4 player in Louisiana ... Tabbed No. 122 in the Top247 and the No. 13 wide receiver and No. 6 player in the state ... Rated as the 247Composite No. 9 wide receiver and No. 90 player overall ... Ranked No. 183 in the Scout300 and the site's No. 23 wide receiver ... Tabbed No. 89 on the 2014 Prepstar Top 150 Dream Team ... Earned 2014 3A All-State honors from the Louisiana Sports Writers Association after catching 30 passes for 711 yards and 14 touchdowns ... Named a 2013 LSWA All-State choice after catching 48 passes for 1,055 yards and 16 touchdowns ... Played for head coach Chad Blanchard at Patterson HS ... Chose Alabama out of high school over LSU, while also considering Miami, Arizona State and Texas A&M.

**Personal:** Son of Lashaunda Bridget and Claude Charlot ... Majoring in liberal arts and sciences.

**CHARLOT'S CAREER STATS**

REC	G-S	Rec	Yds	TD	Lg	Rec/G	Avg/C	Avg/G
2015	5-0	2	9	0	8	0.4	4.5	1.8
<b>TOTAL</b>	<b>5-0</b>	<b>2</b>	<b>9</b>	<b>0</b>	<b>8</b>	<b>0.4</b>	<b>4.5</b>	<b>1.8</b>

**CHARLOT'S CAREER HIGHS**

- \***Receptions:** 1, (2x), MR vs. Charleston Southern (2015)
- \***Receiving Yards:** 8, vs. ULM (2015)
- \***Longest Reception:** 8, vs. ULM (2015)
- \*Stats from Alabama



**MALIK CLARK** #61

**Offensive Line | 6-4 | 310 | 1L | Sophomore**  
New Orleans, La. | Warren Easton HS

**Career Summary:** Played in two games ... Recorded one knock-down block.

**2016 (Fr.):** Saw action in KU's season-opening win over Rhode Island and at Memphis ... **Rhode Island:** Helped KU to victory in his collegiate debut and recorded one knock-down block against the Rams ... **at Memphis:** Rotated in along the offensive line for 10 plays.

**High School:** Played under current KU associate head coach/running backs coach Tony Hull at Warren Easton HS ... Helped Warren Easton earn the District 9-4A championship and a state semifinal appearance where the the Eagles fell to eventual Class 4A State champion Neville ... Chose Kansas over offers from Mississippi State, Missouri, Arkansas State and Tulane.

**Personal:** Son of Arretta Campbell and Cedric Clark ... Majoring in communication studies with a sociology minor.

**DEEISAAC DAVIS**

#99

**Defensive Tackle | 6-3 | 300 | 1L | Senior**

Wichita, Kan. | Andover HS // Highland CC

**Career Honors:** **2016:** Big 12 Commissioner's Honor Roll and Athletic Director's Honor Roll (spring); KU's Defensive Player of the Week (at Baylor).

**Career Summary:** Played in 12 games ... Started 10 contests ... Totaled 31 tackles ... Registered 2.5 tackles behind the line-of-scrimmage ... Notched 2.0 sacks ... Broke up one pass.

**2016 (Jr.):** Saw time in all 12 games and started 10 contests ... Earned a start in nine-straight games throughout the year ... Posted 31 tackles, 2.5 tackles-for-loss, 2.0 sacks and a pass breakup in his debut season at Kansas ... Collected a career-high five tackles at Baylor and against Oklahoma State ... Posted a TFL at Memphis and against Oklahoma State ... Posted sacks at Memphis and against Oklahoma State ... Broke up a pass against Texas ... **Rhode Island:** Contributed two tackles in helping the Jayhawks to a victory in his debut ... **Ohio:** Earned the first start of his career and posted a then-career-high three tackles ... **at Memphis:** Recorded the first sack of his career against the Tigers, his only stop of the day ... **at Texas Tech:** Contributed one tackle ... **TGU:** Notched a then-career-best four tackles ... **at Baylor:** Tallied a career-high five tackles, including assisting on a tackle behind the line-of-scrimmage ... **Oklahoma State:** Accrued five tackles and a sack against the Cowboys ... **at Oklahoma:** Assisted on one tackle ... **at West Virginia:** Collected one tackle ... **Iowa State:** Corralled four tackles against the Cyclones ... **Texas:** Posted two tackles and broke up the first pass of his career in the win over the Longhorns ... **at K-State:** Totaled two tackles against the Wildcats.

**2015 (So. at Highland CC):** Played one season at Highland Community College for head coach Aaron Arnold ... ESPN's No. 12 junior college defensive tackle ... A three-star prospect according to ESPN.com and 247Sports.com ... Registered 82 tackles, including 5.0 sacks, at HCC in 2015 ... Had three games with 10 or more stops, including a career-best 13 tackles against Butler Community College ... Credited with 3.0 sacks versus Garden City Community College ... Earned honorable mention Kansas Jayhawk Community College Conference All-Conference honors.

**2014 (Fr. at Eastern Arizona College):** Spent his freshman season at Eastern Arizona College ... Tallied 71 tackles in 11 games in 2014 ... Collected 2.5 sacks at EAC while playing for John O'Mera.

**High School:** Played for head coach Mike Lee at Andover HS ... Helped lead AHS to a district championship in 2012 ... Earned honorable mention Class 5A All-State honors from the *Topeka Capital-Journal* following his senior season ... Named all-conference as a senior and was selected to play in the 2013 Kansas Shrine Bowl.

**Personal:** Son of Cecilia Wambugu-Davis and the late Dee Davis ... Majoring in liberal arts and sciences ... Has two sisters, Kelly and Elizabeth ... Deelsaac is pronounced Dee-Isaac.

**DAVIS' CAREER STATS**

TACKLES	G-S	UA	A	Total	TFL	Yds	PD	FF	FR	Blkd
2016	12-10	22	9	31	2.5	13	1	0	0	0
<b>TOTAL</b>	<b>12-10</b>	<b>22</b>	<b>9</b>	<b>31</b>	<b>2.5</b>	<b>13</b>	<b>1</b>	<b>0</b>	<b>0</b>	<b>0</b>

**SACKS**

SACKS	G-S	UA	A	Total	Yds
2016	12-10	2	0	2.0	13
<b>TOTAL</b>	<b>12-10</b>	<b>2</b>	<b>0</b>	<b>2.0</b>	<b>13</b>

**DAVIS' CAREER HIGHS**

**Tackles:** 5, (2x), MR vs. Oklahoma State (2016)

**Tackles for Loss:** 1.0, (2x), MR vs. Oklahoma State (2016)

**Sacks:** 1.0, (2x), MR vs. Oklahoma State (2016)

**Pass Breakups:** 1, vs. Texas (2016)

**JACKY DEZIR**

#54

**Defensive Tackle | 6-1 | 290 | 2L | Senior**

Chicago, Ill. | Bowen HS // College of DuPage

**Career Honors:** **2016:** Big 12 Commissioner's Honor Roll and Athletic Director's Honor Roll (fall).

**Career Summary:** Played in 17 games ... Contributed 11 tackles ... Posted 1.0 tackle-for-loss.

**2016 (Jr.):** Saw time in eight games ... Made four tackles on the season ... Posted 1.0 tackle-for-loss ... Notched a season-high two tackles at West Virginia ... Collected a TFL against Texas ... **at Oklahoma:** Assisted on his first tackle of the season against the Sooners ... **at West Virginia:** Collected two tackles against the Mountaineers ... **Texas:** Recorded his lone tackle of the victory in the Longhorn backfield.

**2015 (So.):** Saw time in nine games during his debut season at Kansas ... Posted seven tackles ... Had a career-best two-tackle performance at Iowa State ... **South Dakota State:** Notched the first tackle of his collegiate career in his debut ... **at Iowa State:** Posted a career-high two tackles ... **Baylor:** Recorded one tackle ... **at Texas:** Returned from injury to make one tackle ... **West Virginia:** Made one stop ... **K-State:** Assisted on one tackle.

**2013-14 (Fr.-So. at College of DuPage):** Spent two seasons at the College of DuPage playing for head coach Matt Foster ... Sat out the 2014 season as a redshirt ... Played in 10 games for the Chaparrals, helping them earn a 7-4 record in 2013 ... Recorded two sacks in the 2013 Carrier Dome Bowl against ASA College ... Recorded 24 total tackles during the 2013 season, including 13 solo tackles ... Also credited with 3.0 TFLs.

**High School:** Attended Bowen HS in Chicago, Illinois ... Recorded 40 solo tackles, including 2.0 TFLs, in eight games ... Played under head coach Robert Cook.

**Personal:** Son of Venaise and Marc Dezir ... Has four brothers: Clyde, Walter, Carl and Rodney ... Has two sisters, Marcuse and Nancine ... Graduated with a bachelor's degree in liberal arts and sciences ... Jacky is pronounced Jack-ee ... Dezir is pronounced Dez-ear.

**DEZIR'S CAREER STATS**

TACKLES	G-S	UA	A	Total	TFL	Yds	PD	FF	FR	Blkd
2016	8-0	3	1	4	1.0	2	0	0	0	0
2015	9-0	4	3	7	0.0	0	0	0	0	0
<b>TOTAL</b>	<b>17-0</b>	<b>7</b>	<b>4</b>	<b>11</b>	<b>1.0</b>	<b>2</b>	<b>0</b>	<b>0</b>	<b>0</b>	<b>0</b>

**DEZIR'S CAREER HIGHS**

**Tackles:** 2, (2x), MR at West Virginia (2016)

**JOE DINEEN JR.**

#29

**Linebacker | 6-2 | 230 | 2L | Redshirt Junior**

Lawrence, Kan. | Free State HS

**Career Honors:** **2017:** Big 12 Commissioner's Honor Roll and Athletic Director's Honor Roll (spring). **2015:** Academic All-Big 12 Second Team; Academic All-Big 12 Rookie Team. **2014:** Big 12 Commissioner's Honor Roll and Athletic Director's Honor Roll (fall).

**Career Summary:** Played in 26 games ... Started 12 contests ... Became a full-time linebacker in 2015 ... Totaled 107 tackles ... Made 9.5 tackles-for-loss ... Recorded 3.0 sacks ... Broke up two passes ... Hurried the quarterback five times ... Rushed 14 times for 45 yards in 2014 ... Completed one pass for five yards in 2014.

**2016 (Jr.):** Started in three games before becoming injured at Memphis and sitting out the remainder of the season ... Totaled 16 tackles, 3.0 TFLs, a pass breakup and a quarterback hurry in his shortened stint ... Totaled a season-high 10 tackles and 2.0 TFLs against Ohio ... **Rhode Island:** Earned the start at linebacker and posted four tackles – one behind the line-of-scrimmage – while also breaking up a pass in KU's win ... **Ohio:** Tackled in double digits for the first time in 2016 after a 10-stop performance against the Bobcats ... Also stopped two Ohio plays in the backfield ... **at Memphis:** Made two tackles before suffering an injury in the game's opening series and missing the remainder of the year.

**2015 (So.):** Contributed in all 12 games, starting nine contests at linebacker ... Finished second on the team in total tackles (86) and tackles for loss (6.5), while he was third with three sacks ... Logged 10 or more tackles in four games (Texas Tech, Oklahoma State,

TCU and West Virginia) ... His 16 tackles against West Virginia were the most of any Jayhawk in 2015 ... **South Dakota State:** Saw significant time at linebacker, making two tackles, along with a jarring hit on the quarterback which counted for a 'hurry' ... **Memphis:** Started the first game of his career at linebacker and posted two tackles, along with a quarterback hurry ... **at Rutgers:** Started his second-consecutive game and recorded four tackles ... **at Iowa State:** Contributed two tackles ... **Baylor:** Turned in a then-career-best performance after posting seven tackles ... **Texas Tech:** Tackled in double-figures for the first time in his career after 10 tackles, 1.0 sack and 2.5 tackles for loss ... **at Oklahoma State:** Maintained his double-digit tackling streak for the second-straight week after a game-best 11 tackles, including a sack ... **Oklahoma:** Tied for the second-best total of the day with nine tackles and a quarterback hurry ... **at Texas:** Secured three tackles ... **at TCU:** Notched his third game tackling in double figures after an 11-tackle, 1.0 sack performance ... **West Virginia:** Logged the most tackles of any Jayhawk in 2015 after a career-best 16 tackles, including one for loss, to go along with a pass breakup and quarterback hurry ... **K-State:** Garnered nine tackles - one for loss.

**2014 (Fr.):** Saw action in 11 games on the year at various positions ... **at Duke:** Made his Jayhawk debut, carrying the ball six times for 28 yards ... **Central Michigan:** Attempted and completed his first-career pass for five yards ... **Texas:** Ran the ball five times for 15 yards ... **at West Virginia:** Had three carries for two yards ... **Oklahoma State:** Recorded a special teams tackle ... **at Texas Tech:** Notched a career-high two special teams tackles ... **TCU:** Moved back to defense prior to the game ... Contributed one tackle against the Horned Frogs ... **at K-State:** Credited with one tackle.

**High School:** Rated a three-star prospect by both Rivals.com and ESPN.com ... Named the 2013 Kansas Gatorade Player of the Year ... A standout two-way player as he starred as both a quarterback and safety at Free State HS ... Passed for 1,702 yards and 20 touchdowns, completing 118 of his 222 attempts, and helped guide the Firebirds (9-2) to the Class 6A state quarterfinals as a senior ... Also rushed for 798 yards and 12 touchdowns on 136 carries ... Set school records for single-game passing yards (292) and most points scored in a season (194) ... Accounted for 32 total touchdowns as a senior ... Recorded 73 total tackles, five for a loss, recovered two fumbles and collected one interception on defense ... Set a school record for the most defensive points scored in a career ... Tabbed the Sunflower League's Andre Maloney Award recipient as the most valuable player ... Named to the *Kansas City Star's* All-Sunflower League First Team as both a quarterback and defensive back in 2013 ... Earned 2013 honorable mention All-KC Metro honors at quarterback from the *Kansas City Star* ... Led his team to a 10-2 mark and the Class 6A semifinals as a junior ... Played for head coach Bob Lisher at FSHS ... Also lettered in basketball and baseball.

**Personal:** Son of Joe and Jodi Dineen ... Both of his parents are KU grads and his mother, Jodi Oelschlagler, was a volleyball letterwinner (1986-89) ... Grandfather, Ron Oelschlagler, played running back at KU (1962-64) ... Great-grandfather, J. Roy Holliday, played basketball at KU under legendary coach Phog Allen (1936-37) ... Younger brother, Jay, is a freshman linebacker at KU ... Majoring in management and leadership with an entrepreneurship concentration and a minor in sport management.

**DINEEN'S CAREER STATS**

TACKLES	G-S	UA	A	Total	TFL	Yds	PD	FF	FR	Bikd
2016	3-3	10	6	16	3.0	6	1	0	0	0
2015	12-9	66	20	86	6.5	17	1	0	0	0
2014	11-0	4	1	5	0.0	0	0	0	0	0
<b>TOTAL</b>	<b>26-12</b>	<b>80</b>	<b>27</b>	<b>107</b>	<b>9.5</b>	<b>23</b>	<b>2</b>	<b>0</b>	<b>0</b>	<b>0</b>

SACKS	G	UA	A	Total	Yds
2016	3-3	0	0	0.0	0
2015	12-9	3	0	3.0	13
2014	11-0	0	0	0.0	0
<b>TOTAL</b>	<b>26-12</b>	<b>3</b>	<b>0</b>	<b>3.0</b>	<b>13</b>

RUSHING	G-S	Att	Yds	TD	Lg	Avg/C	Avg/G
2014	11-0	14	45	0	7	3.2	4.1
<b>TOTAL</b>	<b>23-9</b>	<b>14</b>	<b>45</b>	<b>0</b>	<b>7</b>	<b>3.2</b>	<b>2.0</b>

PASSING	G-S	Att	Cmp	Int	Yds	TD	Lg	Pct	Avg/PAvg/G	Effic
2014	11-0	1	1	0	5	0	5	100.0	5.0	0.5
<b>TOTAL</b>	<b>23-9</b>	<b>1</b>	<b>1</b>	<b>0</b>	<b>5</b>	<b>0</b>	<b>5</b>	<b>100.0</b>	<b>5.0</b>	<b>0.2</b>

**DINEEN'S CAREER HIGHS**

- Rush attempts:** 6, at Duke (2014)
- Rush yards:** 28, at Duke (2014)
- Long rush:** 7, at Duke (2014)
- Total offense attempts:** 6, at Duke (2014)
- Total offense yards:** 28, at Duke (2014)
- All-purpose yards:** 28, at Duke (2014)
- Tackles:** 16, West Virginia (2015)
- Sacks:** 1.0, (3x), MR at TCU (2015)
- Tackles for loss:** 2.5, Texas Tech (2015)
- Pass Breakups:** 1, (2x), MR vs. Rhode Island (2016)
- Quarterback Hurries:** 1, (4x), MR vs. Ohio (2016)



JOE DINEEN JR.



CAM DURLEY

#71

Offensive Line | 6-6 | 300 | SQ | Sophomore  
Houston, Texas | Houston Christian HS

**2016 (Fr.):** Saw his only action of the season in KU's opening-week win over Rhode Island ... **Rhode Island:** Rotated in along the offensive line and helped KU gain 570 yards in its victory over the Rams.

**High School:** Earned two letters playing football for head coach Max Bowman at Houston Christian HS ... Helped lead the Mustangs to back-to-back appearances in the state semifinals, advancing to the state championship game in 2014 ... Earned all-conference honors as a senior ... Also lettered in basketball ... Chose Kansas over offers from San Diego State, TCU and Temple.

**Personal:** Son of James and Dana Durley ... Also raised by his grandmother, Jennifer Graham ... Has one brother, Aaron, who played basketball at TCU ... Majoring in pre-sport management with a minor in business ... Spent 11 years growing up in Saudi Arabia ... Member of a baseball team that advanced to the Little League World Series.

- Kf
- MJ
- Cs
- O
- R
- Rb
- H



## JOSH EHAMBE

#17

**Defensive End | 6-3 | 247 | 2L | Junior**  
Arlington, Texas | Prime Prep Academy

**Career Honors:** 2014: Big 12 Commissioner's Honor Roll and Athletic Director's Honor Roll (fall).

**Career Summary:** Played in 16 games ... Posted three tackles ... Made 1.0 stop behind the line-of-scrimmage ... Recorded 1.0 sacks ... Forced a fumble.

**2016 (So.):** Saw time in 11 games ... Recorded three tackles on the season ... Totaled a career-high two tackles at Memphis ... Had a sack and forced fumble against TCU ... **at Memphis:** Turned in the first two tackles of his Jayhawk career ... **TCU:** Posted the first sack and forced fumble of his career.

**2015 (RFr.):** Saw time in five games on various special teams assignments against Memphis, Rutgers, Texas Tech, Oklahoma and West Virginia.

**2014 (Fr.):** Redshirted his first season at Kansas.

**High School:** A three-star prospect out of Prime Prep Academy ... Played for head coach Deion Sanders at Prime Prep ... Attended Mansfield Summit HS in 2012, collecting 16 total tackles his junior season ... Also credited with 1.5 sacks and a forced fumble ... Named to *Vype Magazine's* DFW Top 100 list for 2014 ... Took home MVP honors from the Grand Prairie Five Star Performance Camp ... A member of the A-B honor roll.

**Personal:** Son of Alex and Fariala Ehambe ... Brother, Moses, played basketball at Oral Roberts and currently plays for the NBA D-League's Iowa Energy ... Majoring in communication studies with a sport management minor.

### EHAMBE'S CAREER STATS

TACKLES	G-S	UA	A	Total	TFL	Yds	PD	FF	FR	Blkd
2016	11-0	3	0	3	1.0	12	0	1	0	0
2015	5-0	0	0	0	0.0	0	0	0	0	0
<b>TOTAL</b>	<b>16-0</b>	<b>3</b>	<b>0</b>	<b>3</b>	<b>1.0</b>	<b>12</b>	<b>0</b>	<b>1</b>	<b>0</b>	<b>0</b>

SACKS	G	UA	A	Total	Yds
2016	11-0	1	0	1.0	12
2015	5-0	0	0	0.0	0
<b>TOTAL</b>	<b>16-0</b>	<b>1</b>	<b>0</b>	<b>1.0</b>	<b>12</b>

### EHAMBE'S CAREER HIGHS

**Tackles:** 2, at Memphis (2016)

**Tackles for loss:** 1.0, vs. TCU (2016)

**Sacks:** 1.0, vs. TCU (2016)

**Forced Fumbles:** 1, vs. TCU (2016)



## DENZELL EVANS

#23

**Running Back | 5-11 | 215 | 1L | Senior**  
Houston, Texas | Bellaire HS // Arkansas

**Career Summary:** Played in 27 games ... Rushed 30 times for 113 yards ... Long rush of 31 yards while at Arkansas (2014-15).

**2016 (Jr.):** Saw time in all 12 games ... Held various duties on special teams as the season progressed ... Carried the ball 17 times for 29 yards ... Registered a season-high nine attempts for 24 yards in KU's win over Rhode Island ... **Rhode Island:** Carried nine times for 24 yards in his Jayhawk debut ... **Ohio:** Registered one carry for a yard against the Bobcats ... **at Memphis:** Rushed twice and gained a yard against the Tigers ... **at Texas Tech:** Ran one time and lost a yard against the Red Raiders ... **TCU:** Carried the ball once for a gain of three yards ... **at Baylor:** Recorded one carry for two yards ... **Oklahoma State:** Lost a yard on his only carry of the day ... **Texas:** Collected the first tackle of his career on special teams coverage in the victory over the Longhorns.

**2015 (So. at Arkansas):** Appeared in six games, primarily contributing on special teams ... **UT Martin:** Registered six carries for 48 yards in the fourth quarter, including a 31-yard run.

**2014 (RFr. at Arkansas):** Appeared in nine contests, providing depth at running back and contributing on special teams ... Registered 36 rushing yards on seven carries ... **Nicholls:** Logged five carries for 34 yards and a career-long 12-yard rush.

**2013 (Fr.):** Redshirted his first season at Arkansas.

**High School:** A three-year starter at Bellaire HS, rushing for 2,350 yards and 26 touchdowns in his career ... Named first-team all-district after his senior season, rushing for 1,147 yards and 16 touchdowns to lead Bellaire into the 5A Division I state playoffs ... Averaged 7.4 yards per carry as a junior, totaling 997 yards on 135 rushes and scored 11 touchdowns while the Cardinals won seven games and qualified for the state playoffs ... Gained 711 yards and scored eight touchdowns as a sophomore, when Bellaire played in the first round of the state playoffs ... Coached by Trey Hermann and Trey Sissom ... Selected Arkansas over offers from Arizona State, Kansas State, Michigan State and Houston, among others.

**Personal:** Son of Carlis and Sharon Evans ... Earned his bachelor's degree in criminal justice from Arkansas in summer 2016 ... Brother, Max, plays basketball at Vanderbilt ... Sisters, Maya and Megan, play volleyball at Tennessee State.

### EVANS' CAREER STATS

RUSH	G-S	Att	Yds	TD	Lg	Avg/C	Avg/G
2016	12-0	17	29	0	7	1.7	2.4
2015	6-0	6	48	0	31	8.0	8.0
2014	9-0	7	36	0	12	5.1	4.0
<b>TOTAL</b>	<b>27-0</b>	<b>30</b>	<b>113</b>	<b>0</b>	<b>31</b>	<b>3.8</b>	<b>4.2</b>

### EVANS' CAREER HIGHS

**Rushes:** 9, vs. Rhode Island (2016)

**\*Rushing Yards:** 48, vs. UT-Martin (2015)

**\*Longest Rush:** 31, vs. UT-Martin (2015)

\*-Stats from Arkansas



## EVAN FAIRS

#19

**Wide Receiver | 6-3 | 195 | 1L | Sophomore**  
Fulshear, Texas | Foster HS

**Career Honors:** 2016: Big 12 Commissioner's Honor Roll and Athletic Director's Honor Roll (fall).

**Career Summary:** Played in eight games ... Caught one pass for eight yards.

**2016 (Fr.):** Played in eight contests: against TCU, at Baylor, Oklahoma State, at Oklahoma, at West Virginia, Iowa State, Texas and at K-State ... Caught the first pass of his career for eight yards at Baylor ... Made a tackle against Iowa State ... **at Baylor:** Caught the first pass of his career – an eight-yard gain.

**High School:** Garnered a three-star rating by ESPN, 247Sports.com and Scout.com and two-star status by Rivals ... Earned Class 24-5A Offensive MVP honors and was also named Class 24-5A All-District in 2015 ... Played for head coach Shaun McDowell at Foster HS, where he helped lead the Falcons to back-to-back Bi-District titles ... Hauled in 55 receptions for 876 yards and 14 touchdowns as a senior ... Collected 33 catches for 705 yards and 10 scores as a junior in 2014 ... Also lettered in hoops at FHS ... Selected Kansas after considering Illinois and Maryland.

**Personal:** Son of Eric and Charlet Fairs ... Has one sister, Erin, who played volleyball at South Florida and Louisville and is currently playing overseas ... Majoring in pre-sport management with a minor in business.

### FAIRS' CAREER STATS


REC	G-S	Rec	Yds	TD	Lg	Rec/G	Avg/C	Avg/G
2016	8-0	1	8	0	8	0.1	8.0	1.0
<b>TOTAL</b>	<b>8-0</b>	<b>1</b>	<b>8</b>	<b>0</b>	<b>8</b>	<b>0.1</b>	<b>8.0</b>	<b>1.0</b>

### FAIRS' CAREER HIGHS

**Receptions:** 1, at Baylor (2016)

**Receiving Yards:** 8, at Baylor (2016)

**Longest Reception:** 8, at Baylor (2016)



**DENZEL FEASTER** #16  
Linebacker | 6-3 | 220 | 2L | Junior  
Austin, Texas | Manor HS

**Career Summary:** Played in 13 games ... Made eight tackles ... Forced a fumble ... Recovered a fumble.

**2016 (So.):** Did not see any action until the fourth game of the year, then became a regular at linebacker and on special teams ... Posted eight tackles, a forced and a recovered fumble ... Totaled a career-high three tackles at West Virginia and against Iowa State ... Forced a fumble at West Virginia ... **at Texas Tech:** Saw his first action of the season, but did not record any statistics ... **TCU:** Saw action, but did not record any statistics ... **at Baylor:** Posted the first tackle of his career against the Bears ... **Oklahoma State:** Recorded time on special teams coverages, but did not record any statistics ... **at Oklahoma:** Did not see any game action ... **at West Virginia:** Gathered a career-high three tackles and forced the first fumble of his career ... **Iowa State:** Tallied a career-high-tying three stops against the Cyclones ... **Texas:** Recovered a second quarter fumble in the victory over the Longhorns ... **at K-State:** Posted one tackle against the Wildcats.

**2015 (Fr.):** Saw time in six games on special teams assignments against Rutgers, Iowa State, Baylor, Texas Tech, West Virginia and K-State, but did not record any statistics ... Did not play against SDSU, Memphis, Oklahoma State, Oklahoma, Texas or at TCU.


**High School:** Rated a two-star prospect by both Rivals and 247Sports.com after his prep career at Manor HS in Manor, Texas ... Played for head coach Sadd Jackson at Manor and in 2014 recorded 30 tackles, 3.0 tackles-for-loss, five pass breakups, one interception, a forced fumble and a fumble recovery ... Named to District 17-5A's first team on the defensive side of the ball following his efforts in 2014 ... Honored as a second-team selection on District 17-4A's offensive team following the 2013 season from the quarterback position ... Also lettered in basketball at MHS ... Chose Kansas over an offer from Miami (Ohio).

**Personal:** Son of Ella and Hayward Feaster ... Has one younger brother, Isaiah ... Majoring in liberal arts and sciences ... Feaster is pronounced feest-er.

**FEASTER'S CAREER STATS**

TACKLES	G-S	UA	A	Total	TFL	Yds	PD	FF	FR	Blkd
2016	7-0	7	1	8	0.0	0	0	1	1	0
2015	6-0	0	0	0	0.0	0	0	0	0	0
<b>TOTAL</b>	<b>13-0</b>	<b>7</b>	<b>1</b>	<b>8</b>	<b>0.0</b>	<b>0</b>	<b>0</b>	<b>1</b>	<b>1</b>	<b>0</b>

**FEASTER'S CAREER HIGHS**  
**Tackles:** 3 (2x), MR vs. Iowa State (2016)  
**Forced Fumbles:** 1, at West Virginia (2016)  
**Fumbles Recovered:** 1, vs. Texas (2016)



**DEANTE FORD** #27  
Cornerback | 5-10 | 175 | 1L | Sophomore  
Houston, Texas | Ridge Point HS

**Career Honors:** 2016: KU's Special Team Player of the Week (West Virginia).

**Career Summary:** Played in eight games ... Made three tackles.

**2016 (RFr.):** Saw the first action of his career at Memphis ... Recorded time on special teams assignments throughout the season ... Posted three tackles on the year ... **Oklahoma State:** Notched the first tackle of his career on kickoff coverage against the Cowboys ... **at West Virginia:** Collected a career-high two tackles.

**2015 (Fr.):** Redshirted his first season at Kansas.


**High School:** Earned three letters playing at Ridge Point HS in Missouri City, Texas ... Helped the Mustangs to a 12-1 record in 2014 ... A two-time all-district wide receiver ... Named Ridge Point's Most Valuable Offensive Player his senior season ... Also lettered in track, placing second in the 2015 Texas State track meet's 4x400-meter relay ... A member of the A/B honor roll his junior and senior years and a two-time recipient of academic all-district honors.

**Personal:** Son of Gregory and Canitra Ford ... Has two siblings, KaTrae and Nia ... Father, Gregory, played football at Texas Southern and brother, KaTrae, played football at UTEP ... Majoring in mechanical engineering.

**FORD'S CAREER STATS**

TACKLES	G-S	UA	A	Total	TFL	Yds	PD	FF	FR	Blkd
2016	8-0	3	0	3	0.0	0	0	0	0	0
<b>TOTAL</b>	<b>8-0</b>	<b>3</b>	<b>0</b>	<b>3</b>	<b>0.0</b>	<b>0</b>	<b>0</b>	<b>0</b>	<b>0</b>	<b>0</b>

**FORD'S CAREER HIGHS**  
**Tackles:** 2, at West Virginia (2016)




**ANTIONE FRAZIER** #75  
Offensive Line | 6-4 | 285 | 1L | Sophomore  
Huffman, Texas | Hargrave HS

**2016 (Fr.): Rhode Island:** Rotated in along the offensive line and helped KU gain 570 yards in the victory over the Rams ... Did not see any action the remainder of the season.

**High School:** Rated a three-star prospect by ESPN and 247Sports.com ... Earned Class 10-2A all-district honors in 2015 ... Played for head coach Mike McEachern at Hargrave HS ... Also lettered in hoops and track & field at HHS ... Had recruiting interest from Iowa, Houston and Texas A&M.

**Personal:** Son of Kurtis Goodman and Patricia Frazier ... Has three siblings: Dwight, Kurtis and Bo ... Majoring in communication studies with a business minor ... A high school teammate of fellow Jayhawk, Chase Harrell ... First name, Antione, is pronounced An-TWAN.



**LAQUVIONTE GONZALEZ** #82  
Wide Receiver | 5-10 | 176 | 1L | Senior  
Cedar Hill, Texas | Cedar Hill HS // Texas A&M

**Career Honors:** 2016: All-Big 12 Honorable Mention for Offensive Newcomer of the Year (coaches).

**Career Summary:** Played in 34 games ... Started 13 contests ... Caught 88-combined passes in his time at Texas A&M (2013-14) and at KU ... Amassed 1,046 receiving yards between the two schools ... Scored five receiving touchdowns and one kickoff return touchdown ... Long reception of 95 yards is third-best in Kansas history ... Returned 39 kickoffs for 828 yards ... Long kickoff return was a KU third-best 99 yards for a touchdown.

**2016 (Jr.):** Saw action in all 12 games, starting 11 contests ... Hauled in 729 yards after catching 62 passes ... His season is ranked 15th on KU's single-season receiving yardage list ... The 62 receptions are good for sixth all-time at KU in a season ... Owns the third-longest pass reception in school history of 95 yards ... Eclipsed 100 yards receiving three times on the year ... Turned in a career-high 131 yards on eight catches against TCU ... Returned 28 kickoffs for 601 yards and a touchdown ... Ran six kicks for 201 yards and a score against Ohio, earning him second place on KU's single-game kickoff return yardage list ... Took one kickoff 99 yards for a touchdown against the Bobcats ... **Rhode Island:** Started at wide receiver and topped his previous career highs in his first game as a Jayhawk with seven catches for 78 yards and a touchdown in KU's win ... Also served as KU's primary kickoff and punt returner against URI ... **Ohio:** Put Kansas on the board with a 99-yard kickoff return in the second quarter, impressively outmaneuvering two defenders near midfield on his way to the end zone ... Also caught five passes for 45 yards against the Bobcats ... **at Memphis:** Snatched a game-high six passes and gained 44 yards ... **at Texas Tech:** Snagged five passes for 51 yards ... **TCU:** Tallied a career-best eight receptions for a game-high 131 yards ... **at Baylor:** Grabbed five passes for 29 yards and returned three kickoffs for 32 yards ... **Oklahoma State:** Was on the receiving end of six passes for a team-best 106 yards and a 68-yard score ... **at Oklahoma:** Snared two passes for 20 yards ... **at West Virginia:** Caught three passes for 18 yards and returned six kickoffs for 102 yards ... **Iowa State:** Collected seven passes for a net of 39 yards ... Also returned three kickoffs for 92 yards against the Cyclones ... **Texas:** Caught three passes for 41 yards in the victory over the Longhorns ... **at K-State:** Caught a team-high-tying five passes for 127 yards and a score ... Was on the receiving end of the third-longest pass in school history, a 95-yard touchdown in the third quarter.

**2015:** Sat out the 2015 season due to NCAA transfer rules.

**2014 (So. at Texas A&M):** Contributed five catches for 77 yards and a touchdown, while seeing action in nine games ... Scored on a 33-yard catch against Lamar ... Posted three kickoff returns for 63 yards (long of 24 vs. ULM) and two punt returns for 32

yards (long of 28 vs. SMU).

**2013 (Fr. at Texas A&M):** Played in all 13 games as a true freshman, starting against Missouri ... Amassed 240 yards on the year ... Averaged 11.4 yards per catch on 21 receptions ... Longest reception of the season was a 57-yard catch against UTEP ... Scored one touchdown on the year, vs. Vanderbilt ... Also saw action as a kick returner, tallying 164 return yards in the first three games of the season ... Averaged 20.5 yards per kick return in eight attempts ... Longest return was a 40-yard play against No. 1 Alabama ... Totaled 391 all-purpose yards on the year.

**High School:** Coached by Joey McGuire at Cedar Hill HS ... Under Armour All-American ... Member of Dave Campbell's Texas Football's Super Team ... Gained 1,421 yards and 20 TDs on 179 carries as a senior running back ... Named Class 5A All-State Honorable Mention by the AP ... All-USA Second Team by the *USA Today* ... District 7-5A Offense MVP and first-team All-Area by the *Dallas Morning News* in 2012 ... As a junior in 2011, he recorded 105 carries for 919 yards and 11 TDs and had 22 receptions for 346 yards and 5 TDs, which earned him District 5-5A Co-MVP honors ... As a sophomore in 2010, had 27 carries for 251 yards and 5 TDs, and 15 receptions for 209 yards and 1 TD ... Four-star recruit by ESPN.com, Rivals.com, and Scout.com ... Rated No. 111 overall and No. 12 WR in the ESPN 150.

**Personal:** Son of Anthony and Tamara Harris ... Majoring in liberal arts and sciences.


### GONZALEZ'S CAREER STATS

REC	G-S	Rec	Yds	TD	Lg	Rec/G	Avg/C	Avg/G
2016	12-11	62	729	3	95	5.2	11.8	60.8
*2014	9-1	5	77	1	33	0.6	15.4	8.6
*2013	13-1	21	240	1	57	1.6	11.4	18.5
<b>TOTAL</b>	<b>34-13</b>	<b>88</b>	<b>1046</b>	<b>5</b>	<b>95</b>	<b>2.6</b>	<b>11.9</b>	<b>30.8</b>

RUSHING	G-S	Att	Yds	TD	Lg	Avg/C	Avg/G
2016	12-11	3	-9	0	1	-3.0	-0.8
<b>TOTAL</b>	<b>34-13</b>	<b>3</b>	<b>-9</b>	<b>0</b>	<b>1</b>	<b>-3.0</b>	<b>-0.02</b>

PUNT RETURNS	No.	Yds	TD	Lg	Avg/R	Avg/G
2016	6	-10	0	17	-1.7	-0.8
*2014	2	32	0	28	16.0	3.6
*2013	1	-13	0	0	-13.0	-1.0
<b>TOTAL</b>	<b>9</b>	<b>9</b>	<b>0</b>	<b>28</b>	<b>1.0</b>	<b>0.2</b>

KICK RETURNS	No.	Yds	TD	Lg	Avg/R	Avg/G
2016	28	601	1	99	21.5	50.1
*2014	3	63	0	24	21.0	7.0
*2013	8	164	0	40	20.5	12.6
<b>TOTAL</b>	<b>39</b>	<b>828</b>	<b>1</b>	<b>99</b>	<b>21.2</b>	<b>24.4</b>



## HUDSON HALL

#49

Linebacker | 6-2 | 220 | 2L | Junior

Austin, Texas | Westlake HS

**Career Honors:** **2016:** KU's Scout Team Defensive Player of the Week (Texas); KU's Scout Team Defensive Player of the Week (Rhode Island).

**Career Summary:** Played in seven games ... Made one tackle.

**2016 (So.):** Did not see any game action.

**2015 (Fr.):** Saw time on various special teams assignments in the final seven games of the season ... Made his first collegiate tackle at Oklahoma State ... Did not play against SDSU, Memphis, at Rutgers, at Iowa State or against Baylor ... **at Oklahoma State:** Recorded the first tackle of his career ... Saw time on kickoff coverage, but did not record any statistics against Oklahoma, at Texas, at TCU, against West Virginia or K-State.

**High School:** A three-time First Team All-District 14 6A linebacker from Westlake HS in Austin, Texas ... Named the state of Texas District 14 6A Defensive MVP, as well as earning All-Central Texas, All-Suburban and honorable mention All-State honors after his senior season playing for head coach Todd Dodge ... Helped the Chaparrals to bi-district, quarterfinal and semifinal victories ... Earned seven letters in basketball, football and track ... An Academic All-District selection.

**Personal:** Son of Steve and Kerry Hall ... Has one sister, Hillary ... Majoring in communication studies with a minor in business ... Father, Steve, played football at the University of Texas.

### HALL'S CAREER STATS

TACKLES	G	UA	A	Total	TFL	Yds	PD	FF	FR	Blkd
2016	0-0	0	0	0	0.0	0	0	0	0	0
2015	7-0	0	1	1	0.0	0	0	0	0	0
<b>TOTAL</b>	<b>7-0</b>	<b>0</b>	<b>1</b>	<b>1</b>	<b>0.0</b>	<b>0</b>	<b>0</b>	<b>0</b>	<b>0</b>	<b>0</b>

## LAQUVIONTE GONZALEZ



## CHASE HARRELL

#3

Wide Receiver | 6-4 | 215 | 1L | Sophomore

Huffman, Texas | Hargrave HS

**Career Honors:** **2015:** Big 12 Commissioner's Honor Roll and Athletic Director's Honor Roll (Spring).

**Career Summary:** Played in 12 games ... Caught five passes ... Brought in two touchdown receptions ... Long reception of 38 yards.

**2016 (Rr.):** Saw time in all 12 contests ... Recorded five receptions for 81 yards ... Scored receiving touchdowns against Rhode Island and at Texas Tech ... Career-high 51 yards receiving against Rhode Island ... **Rhode Island:** Caught two passes in his Jayhawk debut, one a 38-yard gain and the other a 13-yard touchdown, in KU's win ... **Ohio:** Saw time, but did not record any statistics ... **at Texas Tech:** Recorded the second touchdown of his career—a 19-yard grab—in the second quarter ... **at Baylor:** Grabbed one pass for a gain of six yards ... **at Oklahoma:** Earned the first start of his career at wide receiver, but did not record any statistics.

**2015 (Fr.):** Redshirted his first season at Kansas.

**High School:** Rated a three-star prospect by 247Sports.com and earned a two-star rating by Rivals.com ... Earned four letters playing under head coach Mike McEachern at Hargrave HS ... Took home Offensive Most Valuable Player honors in Class 4A District 10 ... Named Honorable Mention Class 4A by the Texas Associated Press ... Helped lead HHS to a 9-2 mark in 2014 after 103 receptions, 1,741 yards and 19 touchdowns as a senior ... Completed his sophomore season in 2012 with 47 catches for 873 yards and 17 touchdowns ... Also lettered in basketball and track for the Falcons.

**Personal:** Son of Mark and Elizabeth Harrell ... Has two brothers, Cole and Corbin ... Majoring in communication studies with a business minor ... An early enrollee at Kansas after graduating from HHS in time for the Spring 2015 semester.

### HARRELL'S CAREER STATS

REC.	G-S	Rec	Yds	TD	Lg	Rec/G	Avg/C	Avg/G
2016	12-1	5	81	2	38	0.4	16.2	6.8
<b>TOTAL</b>	<b>12-1</b>	<b>5</b>	<b>81</b>	<b>2</b>	<b>38</b>	<b>0.4</b>	<b>16.2</b>	<b>6.8</b>

### HARRELL'S CAREER HIGHS

**Receptions:** 2, (2x), MR at Texas Tech (2016)


**Receiving Yards:** 51, vs. Rhode Island (2016)

**Longest Reception:** 38, vs. Rhode Island (2016)

**Touchdown Receptions:** 1, (2x), MR at Texas Tech (2016)

**Long Touchdown Reception:** 18, at Texas Tech (2016)





**BOBBY HARTZOG JR.** #5  
Wide Receiver | 5-11 | 195 | 3L | Senior  
Houston, Texas | Westside HS

**Career Honors:** 2017: Big 12 Commissioner's Honor Roll and Athletic Director's Honor Roll (spring).

**Career Summary:** Played in 25 games ... Started 10 contests ... Caught 27 passes ... Totaled 271 yards receiving ... Made one touchdown grab ... Long reception of 36 yards ... Returned two kickoffs for 33 yards ... Long kickoff return of 19 yards.

**2016 (Jr.):** Saw action in eight games ... Made at least one reception in each of the eight contests he played ... Registered a season-high 34 yards receiving against Rhode Island ... Posted a season-high four receptions against Oklahoma State ... **Rhode Island:** Earned a start at wide receiver and caught three passes for 34 yards in KU's victory over the Rams ... **Ohio:** Started at wide receiver and caught two passes for five yards ... **at Memphis:** Grabbed three passes for 16 yards ... **at Texas Tech:** Hauled in one pass for a gain of five yards ... **TCU:** Helped the Jayhawks convert a hook-and-ladder to get into field goal range in the waning seconds of the game and finished the contest with one reception for 15 yards ... **at Baylor:** Grabbed one pass for a gain of seven yards ... **Oklahoma State:** Snatched a career-high four passes for a gain of 30 yards ... **at Oklahoma:** Snared two passes for 20 yards.

**2015 (So.):** Saw time in eight games ... Started two contests against South Dakota State and at Texas ... Caught an even 10 passes for 139 yards and a touchdown ... Totaled a career-high three receptions for 41 yards at TCU ... **South Dakota State:** Started at wide receiver and caught three passes for a total of 24 yards ... **at Rutgers:** Snagged one pass for 11 yards ... **at Iowa State:** Grabbed two passes for 37 yards ... **at TCU:** Hauled in three passes for a career-high 47 yards ... Also grabbed a career-long 36-yard pass to set up a touchdown against the Horned Frogs ... **K-State:** Notched the first touchdown reception of his career on his only catch - a 26-yarder.

**2014 (Fr.):** Played in 9-of-12 games in 2014, primarily on special teams ... **at Duke:** Returned two kickoffs for 33 yards.

**High School:** Earned a three-star rating from ESPN.com and Scout.com ... Posted 41 receptions for 900 yards and 15 touchdowns as a senior ... Recorded 11 receptions of 60 or more yards in 2013 ... His personal-best outing came in the form of four catches for 200 yards and three TDs ... Named a finalist for the Houston Touchdown Club Player of the Year award ... Earned first-team all-district honors as both a junior and senior ... Named District Receiver of the Year in 2012-13 ... Selected by *Vype Magazine* as one of the top-100 players in Houston in 2014 ... Named to the Dave Campbell Texas Football Top 300 list ... Played for head coach Mark Byrd at Westside HS ... Also lettered in track & field at Westside HS, where he was a member of the district champion 4x100-meter relay team.

**Personal:** Son of Lashone and Bobby Hartzog Sr ... Majoring in liberal arts and sciences.

**HARTZOG'S CAREER STATS**

REC.	G-S	Rec	Yds	TD	Lg	Rec/G	Avg/C	Avg/G
2016	8-8	17	132	0	28	2.1	7.8	16.5
2015	8-2	10	139	1	36	1.2	13.9	17.4
2014	9-0	0	0	0	0	0.0	0.0	0.0
<b>TOTAL</b>	<b>25-10</b>	<b>27</b>	<b>271</b>	<b>1</b>	<b>36</b>	<b>1.1</b>	<b>10</b>	<b>10.8</b>

**KICK RETURNS**

	No.	Yds	TD	Lg	Avg/R	Avg/G
2016	0	0	0	0	0.0	0.0
2015	0	0	0	0	0.0	0.0
2014	2	33	0	19	16.5	3.7
<b>TOTAL</b>	<b>2</b>	<b>33</b>	<b>0</b>	<b>19</b>	<b>16.5</b>	<b>1.9</b>

- HARTZOG'S CAREER HIGHS**
- Points scored: 6, Kansas State (2015)
  - Touchdowns: 1, Kansas State (2015)
  - Receptions: 4, vs. Oklahoma State (2016)
  - Receiving yards: 41, at TCU (2015)
  - Receiving TDs: 1, Kansas State (2015)
  - Long reception: 36, at TCU (2015)
  - All-purpose yards: 41, at TCU (2015)
  - Kick returns: 2, at Duke (2014)
  - Kick return yards: 33, at Duke (2014)
  - Long kick return: 19, at Duke (2014)




**KOLIN HAYES** #63  
Long Snapper | 5-11 | 205 | RS | Freshman  
Kansas City, Mo. | Park Hill HS

**Career Honors:** 2017: Big 12 Commissioner's Honor Roll and Athletic Director's Honor Roll (spring). 2016: Big 12 Commissioner's Honor Roll and Athletic Director's Honor Roll (fall).

**2016 (Fr.):** Did not see any game action and redshirted.

**High School:** Helped Park Hill HS to a Class 6 semifinalist berth in 2014 and a quarterfinal appearance in 2015 ... Earned First Team All-State distinction as a long snapper ... Special Teams Player of the Year in 2015 ... Earned three football letters for head coach Josh Hood.

**Personal:** Son of Scott Hayes and Kathleen Reimer ... Majoring in economics.



**KHALIL HERBERT** #10  
Running Back | 5-9 | 200 | 1L | Sophomore  
Coral Springs, Fla. | American Heritage HS

**Career Honors:** 2017: Academic All-Big 12 Rookie Team. 2016: Athletic Director's Honor Roll (fall); KU's Offensive Player of the Week (Memphis).

**Career Summary:** Played in eight games, starting three ... Carried the ball 44 times ... Tallied 189 yards rushing ... Scored three touchdowns on the ground ... Long rush of 66 yards ... Caught six passes ... Earned 42 yards receiving ... Long reception of 35 yards.

**2016 (Fr.):** Played in eight games ... Started three contests against Rhode Island, TCU and Texas ... Posted 189 yards rushing on 44 attempts ... Averaged 4.3 yards-per-rush ... Scored three touchdowns on the year, one each at Memphis, at Baylor and against Texas ... Long rush of 66 yards to pay dirt at Memphis ... Also tallied a season-high 74 yards rushing on six carries ... Caught six passes for 42 yards ... Season-high three receptions for a gain of 39 yards at Memphis ... **Rhode Island:** Started at running back in his Jayhawk debut, and picked up 15 yards on four carries in KU's win ... **Ohio:** Picked up two yards on two carries and caught a pass for a gain of two against the Bobcats ... **at Memphis:** Accounted for 35 percent of the Jayhawks' offensive output after totaling 109 yards of offense (74 rushing, 35 receiving) ... Also scored the Jayhawks' lone touchdown of the day on a 66-yard run, the longest by a Jayhawk since 2014 ... **at Texas Tech:** Earned a start and ran seven times for 22 yards ... **TCU:** Rushed once for a gain of three yards ... **at Baylor:** Tallied his second touchdown of the season after a nine-carry, 34-yard performance against the Bears ... **Texas:** Carried the ball 10 times for a net of 26 yards and scored KU's lone rushing touchdown in the victory over the Longhorns ... **at K-State:** Rushed five times for 13 yards against the Wildcats.

**High School:** Garnered a three-star rating by ESPN and 247Sports.com ... Recorded 861 yards on 118 carries, including nine touchdowns, as a senior ... Helped lead the Patriots to a 9-2 mark and a district title as a senior ... Earned First Team All-Broward County honors and was named Second Team All-Dade in 2015 ... Named to the *Miami Herald's* Top 50 Players of Broward County list ... Tabbed for the Broward vs. Dade All-Star Game ... Played under head coach Mike Rumph at American Heritage HS ... Chose Kansas over offers from Mississippi State, Georgia State, Florida Atlantic and Florida International.

**Personal:** Son of Khari Herbert and Nicola Prettygar ... Has two brothers, Khari Herbert Jr., and Trevion Foster ... Khari competes in track at St. Augustine College, while Trevion plays football at Stanford ... Majoring in mechanical engineering.

**HERBERT'S CAREER STATS**

RUSH	G-S	Att	Yds	TD	Lg	Avg/C	Avg/G
2016	8-3	44	189	3	66	4.3	23.6
<b>TOTAL</b>	<b>8-3</b>	<b>44</b>	<b>189</b>	<b>3</b>	<b>66</b>	<b>4.3</b>	<b>23.6</b>

REC.	G-S	Rec	Yds	TD	Lg	Rec/G	Avg/C	Avg/G
2016	8-3	6	42	0	35	0.8	7.0	5.2
<b>TOTAL</b>	<b>8-3</b>	<b>6</b>	<b>42</b>	<b>0</b>	<b>35</b>	<b>0.8</b>	<b>7.0</b>	<b>5.2</b>

- HERBERT'S CAREER HIGHS**
- Rushes: 10, vs. Texas (2016)
  - Rushing Yards: 74, at Memphis (2016)
  - Rushing Touchdowns: 1, (3x), MR vs. Texas (2016)
  - Longest Rush TD: 66, at Memphis (2016)
  - Longest Rush: 66, at Memphis (2016)
  - Receptions: 2, at Memphis (2016)
  - Receiving Yards: 35, at Memphis (2016)
  - Longest Reception: 35, at Memphis (2016)

**ISI HOLANI**

#6

**Defensive Tackle | 6-3 | 325 | 1L | Senior**

Kaumana, Hawaii | Hilo HS // Riverside City College

**Career Summary:** Played in 11 contests ... Started two games ... Made 11 tackles ... Recorded 1.0 tackle-for-loss.

**2016 (Jr.):** Played in 11 games ... Made starts at defensive tackle against Rhode Island and Texas ... Totaled a season-high three stops at Baylor ... Made one tackle in the backfield at Oklahoma ... **Rhode Island:** Earned a start at defensive tackle in his Jayhawk debut, but did not record any statistics in KU's victory ... **Ohio:** Posted one tackle against the Bobcats ... **at Memphis:** Assisted on one tackle against the Tigers ... **at Baylor:** Wrapped up three tackles against the Bears ... **Oklahoma State:** Contributed one stop against the Cowboys ... **at Oklahoma:** Wrapped up two tackles, one of which came in the Sooner backfield ... **at West Virginia:** Collected two tackles against the Mountaineers ... **Iowa State:** Assisted on one tackle against the Cyclones ... **Texas:** Earned a start at defensive tackle, but did not record any statistics.

**2015 (So. at Riverside CC):** Spent his sophomore season at Riverside City College suiting up for head coach Tom Craft ... ESPN's No. 15 junior college defensive tackle ... A three-star prospect according to ESPN.com, Rivals.com and 247Sports.com ... Helped lead the Tigers to an 8-3 mark in 2015 ... Recorded 26 total tackles, including 4.5 TFLs ... Also credited with a fumble recovery in 2015 ... Helped lead RCC to the 2015 National Central League title, while advancing to the California Community College Athletic Association (CCCCAA) Southern California Regional Championships.

**2014 (Fr. at Reedley College):** Played his freshman campaign at Reedley College under head coach Randy Whited ... Registered 34 total tackles, including 4.5 sacks, in 2014 ... Also credited with a forced fumble for the Tigers.

**High School:** Earned three letters playing football under head coach Dave Baldwin at Hilo HS ... Also participated in basketball and track & field.

**Personal:** Son of Ane and Keni Holani ... Majoring in liberal arts and sciences ... Isi is pronounced EEE-see ... Holani is pronounced hoe-law-n-ee.

**HOLANI'S CAREER STATS**

TACKLES	G-S	UA	A	Total	TFL	Yds	PD	FF	FR	Blkd
2016	11-2	9	2	11	1.0	2	0	0	0	0
<b>TOTAL</b>	<b>11-2</b>	<b>9</b>	<b>2</b>	<b>11</b>	<b>1.0</b>	<b>2</b>	<b>0</b>	<b>0</b>	<b>0</b>	<b>0</b>

**HOLANI'S CAREER HIGHS**

**Tackles:** 3, at Baylor (2016)

**CHRIS HUGHES**

#76

**Offensive Line | 6-3 | 300 | RS | Freshman**

Harker Heights, Texas | Harker Heights HS

**Career Honors:** **2017:** Big 12 Commissioner's Honor Roll and Athletic Director's Honor Roll (spring). **2016:** Big 12 Commissioner's Honor Roll and Athletic Director's Honor Roll (fall); KU's Scout Team Offensive Player of the Week (at Oklahoma).

**2016 (Fr.):** Did not see any game action and redshirted.

**High School:** A consensus three-star offensive line prospect according to Rivals, ESPN and 247Sports.com ... Earned two letters at Harker Heights HS playing for head coach Jerry Edwards ... A two-way standout for the Knights on the offensive line and at defensive tackle ... Also lettered in wrestling and track & field at Harker Heights ... A member of the A/B honor roll.

**Personal:** Son of Chris and Naomi Hughes ... Has three siblings: Camrhon, Naashon and Rhandy ... Brothers Camrhon and Naashon play football at Texas ... Majoring in pre-business.

**LARRY HUGHES**

#73

**Offensive Line | 6-7 | 310 | 2L | Junior**

Carrollton, Texas | Creekview HS

**Career Honors:** **2017:** Big 12 Commissioner's Honor Roll and Athletic Director's Honor Roll (spring). **2016:** Academic All-Big 12 First Team; Big 12 Commissioner's Honor Roll and Athletic Director's Honor Roll (fall and spring). **2015:** Academic All-Big 12 Rookie Team; Big 12 Commissioner's Honor Roll and Athletic Director's Honor Roll (fall).

**Career Summary:** Played in 22 games ... Started 14 contests ... Recorded 19 knock-down blocks.

**2016 (So.):** Played in 11 games ... Stepped in to start at right guard for the last five matchups ... Tallied five knock-down blocks on the season ... Only allowed one sack and missed three assignments as assessed by the coaching staff in 466 total plays ... **Rhode Island:** Rotated in along the offensive line and helped KU gain 570 yards in the Jayhawks' victory ... **Ohio:** Did not see any game action ... **at Memphis:** Rotated in along the offensive front for 38 plays ... **at Texas Tech:** Protected on KU's 35-yard field goal and all PAT tries, but did not record any statistics ... **TCU:** Rotated in on field goal and PAT protection, but did not receive a game grade ... **at Baylor:** Earned an 88 percent pass grade after rotating in along the offensive line ... **Oklahoma State:** Saw action on 18 plays and earned a knock-down block as assessed by the coaching staff ... **at Oklahoma:** Earned his first start of the season at right guard and totaled two knock-down blocks, while posting an 84 percent pass protection grade ... **at West Virginia:** Assessed at an 83 percent pass protection grade by the coaching staff ... **Iowa State:** Graded out at 86 percent in the run game and tallied a season-high three knock-down blocks against the Cyclones ... **Texas:** Earned an 85 percent overall grade in the victory over the Longhorns ... **at K-State:** Graded out at 81 percent in pass protection and helped the Jayhawks to 302 passing yards against the Wildcats.

**2015 (Fr.):** Played in 11 games along the offensive line ... Started nine contests, including the last five straight at right tackle ... **South Dakota State:** Did not play ... **Memphis:** Made his Jayhawk debut with a start at right tackle, recorded a team-high seven knock-down blocks and helped the Jayhawks to 194 rushing yards ... **at Rutgers:** Started his second-straight game as KU's right tackle ... **at Iowa State:** Made his third-consecutive start at right tackle and had one knock-down block ... **Baylor:** Started his fourth-straight game at right tackle ... **Texas Tech:** Rotated in along the offensive line and helped KU to its most passing yards in 2015 (330) ... **at Oklahoma State:** Rotated in at right tackle and posted one knock-down block ... **Oklahoma:** Started at right tackle and recorded one knock-down block ... **at Texas:** Rotated in along the offensive front ... **at TCU:** Started at right tackle, had a knock-down block and helped KU to over 200 yards passing and 100 yards rushing ... **West Virginia:** Started his eighth game at right tackle ... **K-State:** Started at right tackle and helped KU gain 4.5 yards-per-play ... Tallied three knock-down blocks against the Wildcats.

**High School:** Received two-star recognition from Rivals ... Earned nine letters participating in basketball, football and track & field at Creekview HS ... Played for head coach Jay Cline.

**Personal:** Son of Bill and Sandy Hughes ... Has one brother and one sister, John and Gabby ... Majoring in pre-business accounting ... Father, Bill, played football at Maryland and earned an invitation to training camp by the Detroit Lions.

**LUCAS JACOBS**

#70

**Offensive Line | 6-2 | 305 | RS | Freshman**

Huntington, W.Va. | Cabell Midland HS

**2016 (Fr.):** Did not see any game action and redshirted.

**High School:** Earned two letters playing along the offensive line at Cabell Midland HS for head coach Luke Salmons ... Helped lead CMHS to two conference championships ... Earned All-MSAC honors as a senior ... Named all-state and all-tri-state following the 2015 season.

**Personal:** Son of Mitch and Laura Jacobs ... Has one sibling, Jayden ... Father, Mitch, is the head women's volleyball coach at Marshall University ... Majoring in pre-business.



**BEN JOHNSON** #84

**Tight End | 6-5 | 245 | 3L | Senior**  
Basehor, Kan. | Basehor Linwood HS

**Career Honors:** 2015: Honorable Mention All-Big 12 (coaches); 2014: Big 12 Commissioner's Honor Roll and Athletic Director's Honor Roll (fall).

**Career Summary:** Played in 33 games ... Caught 31 passes ... Totaled 307 receiving yards ... Scored one receiving touchdown ... Long reception of 30 yards.

**2016 (Jr.):** Recorded snaps in nine games ... Started two contests at Texas Tech and at Oklahoma ... Posted 10 catches for 112 yards on the year ... Scored one touchdown against Rhode Island ... Tallied a career-high five grabs for 86 yards at Texas Tech ... **Rhode Island:** His only reception of KU's victory resulted in a two-yard touchdown – the first of his career ... **Ohio:** Snatched one pass for a gain of 16 yards against the Bobcats ... **at Memphis:** Posted one catch for a gain of three yards ... **at Texas Tech:** Turned in a career day after a personal best five-catch, 86-yard performance against the Red Raiders ... **Oklahoma State:** Grabbed one pass for a gain of three yards ... **at West Virginia:** Was on the receiving end of one pass that gained two yards.

**2015 (So.):** Earned honorable mention All-Big 12 honors by the league coaches ... Saw time in all 12 games, starting nine contests ... Caught 13 passes for 115 yards ... Totaled 30 receiving yards at TCU ... **South Dakota State:** Earned the first start of his career, while catching three passes for 12 yards at tight end ... **Memphis:** Caught two passes for 12 yards ... **at Rutgers:** Started his third-straight game and made one catch for five yards ... **at Iowa State:** Started at tight end and posted two catches for 19 yards ... **at Oklahoma State:** The Jayhawks' starting tight end, caught one pass for a yard ... **at Texas:** Grabbed one pass and gained 16 yards ... **at TCU:** Set a new career high on one catch that went for 30 yards ... **K-State:** Snagged two passes for 20 yards.

**2014 (Rfr.):** Caught eight passes for an even 80 yards while playing in all 12 games at both tight end and on special teams ... **Central Michigan:** Hauled in the first two receptions of his career for nine yards ... **at West Virginia:** Caught one pass for a career-long reception of 17 yards ... **at Texas Tech:** Had two catches for 25 yards ... **Iowa State:** Had one catch for 10 yards ... **at K-State:** Tied a career high with two catches for 19 yards.

**2013 (Fr.):** Redshirted his first year at Kansas.

**High School:** A three-star recruit according to Rivals ... Ranked as the No. 4 prospect in the state of Kansas by ESPN and No. 6 by Rivals ... Lettered four years for head coach Steve Hopkins ... Tabbed first team all-state and All-Kaw Valley Conference in 2011 and 2012 ... Hauled in 97 passes for 1,552 yards and 17 touchdowns in his high school career ... Also tallied 111 tackles with 7.5 sacks as a defensive end his last two seasons ... Recorded 56 catches for 954 yards and 12 touchdowns in 2012 ... Also competed in basketball and track & field in high school ... Helped lead BLHS to the 2012 state title in hoops ... Took home third place in the discus at the state meet in 2012 ... A member of the National Honor Society.

**Personal:** Son of Tiffany and Ray Lynch and John Johnson ... Both parents played sports in college ... Graduated with a bachelor's degree in liberal arts and sciences.

**JOHNSON'S CAREER STATS**

REC.	G-S	Rec	Yds	TD	Lg	Rec/G	Avg/C	Avg/G
2016	9-2	10	112	1	23	1.1	11.2	12.4
2015	12-9	13	115	0	30	1.1	8.8	9.6
2014	12-0	8	80	0	17	0.7	10.0	6.7
<b>TOTAL</b>	<b>33-11</b>	<b>31</b>	<b>307</b>	<b>1</b>	<b>30</b>	<b>0.9</b>	<b>9.9</b>	<b>9.3</b>

**JOHNSON'S CAREER HIGHS**

- Receptions:** 5, at Texas Tech (2016)
- Receiving Yards:** 86, at Texas Tech (2016)
- Touchdown Receptions:** 1, vs. Rhode Island (2016)
- Longest TD Reception:** 2, vs. Rhode Island (2016)
- Longest Reception:** 30, at TCU (2015)
- Tackles:** 1, vs. SEMO (2014)

**BEN JOHNSON**



**LOGAN KLUSMAN** #67

**Long Snapper | 6-1 | 230 | 1L | Sophomore**  
Lafayette, La. | St. Thomas More HS

**Career Honors:** 2016: KU's Special Teams Player of the Week (at Oklahoma).

**Career Summary:** Played in nine games during his freshman campaign.

**2016 (Fr.):** Served as the team's deep snapper after the third week of the season ... Helped convert 13 field goals ... **at Memphis:** Saw the first action of his career and helped KU convert an extra point and also six successful punts ... **at Texas Tech:** Snapped 13 times and was true on each one, helping convert 10 punts, a field goal and two PATs ... **TCU:** Did not record a bad snap on six field goal tries, four punts and two PATs ... **at Baylor:** Recorded nine long snaps and helped convert eight punts and a PAT try ... **Oklahoma State:** Helped convert two field goals, two PATs and four punts ... **at Oklahoma:** Helped convert a field goal against the Sooners ... **at West Virginia:** Assisted in the conversion of three PATs ... **Iowa State:** Assisted in the conversion of a 37-yard field goal, three PATs and three punts ... **Texas:** Served as the long snapper on all three of KU's field goal tries, including the game-tying 36-yarder with seven seconds left in regulation and the game-winning 25-yarder in overtime ... **at K-State:** Helped convert both of KU's field goals from 34 and 44 yards against the Wildcats.

**High School:** Attended St. Thomas More HS in Lafayette, Louisiana ... Earned four letters in football and golf ... Played for head coach Jim Hightower and helped the Cougars to 2012, 2013 and 2015 district championships.

**Personal:** Son of Kenny Klusman and Simonne Saab ... Has two siblings, Lauren and Drew ... Majoring in pre-community health.



**KWAMIE LASSITER II** #83

**Wide Receiver | 5-11 | 165 | RS | Freshman**  
Chandler, Ariz. | Hamilton HS

**Career Honors:** 2016: KU's Scout Team Offensive Player of the Week (Iowa State).

**2016 (Fr.):** Did not see any game action and redshirted.

**High School:** Picked up two letters at Hamilton HS under head coach Steve Belles ... Earned second team all-punt return as a senior in 2015 ... Also earned one letter in track and field ... Participated in the Arizona state championships in long jump and triple jump.

**Personal:** Son of Ericka and Kwamie Lassiter ... Father, Kwamie, played at KU from 1992-94, helping lead the Jayhawks to a win in the 1992 Aloha Bowl ... Lassiter played in the NFL for the Arizona Cardinals (1995-2002), San Diego Chargers (2003) and St. Louis Rams (2004) ... Has five brothers: Eric, KaVon, Darius, Kwinton and Kwincy ... Majoring in pre-sport management.

**BEAU LAWRENCE**

#60

**Offensive Line | 6-5 | 309 | 1L | Sophomore**  
Overland Park, Kan. | Blue Valley Southwest HS

**Career Honors:** **2017:** Big 12 Commissioner's Honor Roll and Athletic Director's Honor Roll (spring). **2015:** Big 12 Commissioner's Honor Roll and Athletic Director's Honor Roll (fall).

**2016 (RFr.):** Did not see any game action.

**2015 (Fr.):** Redshirted his first season at Kansas.

**High School:** Earned two letters playing on the offensive line at Blue Valley Southwest HS ... Played for head coach Bill Lowe ... Named Honorable Mention All-Eastern Kansas League after his senior season ... Helped the Timberwolves break the school rushing record his senior season ... A member of the honor roll throughout high school.

**Personal:** Son of John and Jennifer Lawrence ... Has two sisters, Calen and Drew ... Comes from a long lineage of Kansas football alumnus ... Grandfather, Jim Hull, played at KU from 1955-57; uncle, David Lawrence, was an All-Big Eight Conference selection and a team captain in the late 1970's ... Father, John, played linebacker for the Jayhawks in 1984 ... Uncle, Jay Hull, played on the offensive line at Wichita State from 1979-82 and was a First Team All-Conference and Honorable Mention All-American in 1982 ... Majoring in communication studies with a minor in sport management.

**MIKE LEE**

#11

**Safety | 5-11 | 176 | 1L | Sophomore**  
New Orleans, La. | Landry Walker HS

**Career Honors:** **2017:** Big 12 Commissioner's Honor Roll and Athletic Director's Honor Roll (spring). **2016:** Freshman All-America (Rivals); Freshman All-America Second Team (Athlon); Freshman All-Big 12 First Team (Athlon); All-Big 12 Honorable Mention for Defensive Freshman of the Year (coaches); KU's Defensive Player of the Week (Iowa State); KU's Defensive Player of the Week (at Oklahoma).

**Career Summary:** Played in 11 games ... Started eight contests ... Posted 77 total tackles ... Notched 70 solo stops ... Made 1.5 tackles-for-loss ... Broke up four passes ... Forced two fumbles ... Intercepted one pass.

**2016 (Fr.):** Saw action in 11 games ... Started the final eight contests of the year ... Tallied six or more tackles in all but three games ... Recorded a season-high 12 tackles in consecutive weeks against Texas and Iowa State ... Posted 1.5 TFLs on the season ... Forced two fumbles ... Picked off one pass in overtime of KU's win over Texas ... **at Memphis:** Earned the first extended time of his career and made the most of it by turning in four tackles ... **at Texas Tech:** Led the field with a career-high nine stops, as well as a pass breakup against the Red Raiders ... **TCU:** Started at safety for the first time in his career and secured seven tackles, including 0.5 for loss ... **at Baylor:** Started in consecutive weeks and provided a team-best eight stops, along with a tackle behind the line-of-scrimmage ... **Oklahoma State:** Posted nine tackles and a pass breakup in the end zone against the Cowboys ... **at Oklahoma:** Notched six tackles and the first forced fumble of his career ... **at West Virginia:** Tallied one tackle against the Mountaineers ... **Iowa State:** Erased his previous personal best with a 12-tackle performance against the Cyclones ... **Texas:** Tied his career high with 12 tackles, while also forcing a fumble and notching a tide-turning interception in overtime of the victory over the Longhorns ... **at K-State:** Tallied nine tackles against the Wildcats.

**High School:** Earned three letters at Landry Walker HS under head coach Emanuel Powell ... A three-time all-district honoree at safety ... Collected 110 tackles, four interceptions and three forced fumbles on defense as a junior in 2015 ... Also returned one punt for a touchdown ... As a sophomore, tallied 125 tackles and five forced fumbles ... Helped lead the Charging Buccaneers to the Louisiana Class 5A state semifinals all three years ... Also lettered in track & field ... Participated in the state championship track meet in long jump and triple jump.

**Personal:** Son of Calandra Lee ... Has one brother, Shawn Theard, and one sister, Kendrionne Lee ... Majoring in pre-liberal arts and sciences.

**LEE'S CAREER STATS**

TACKLES	G-S	UA	A	Total	TFL	Yds	PD	FF	FR	Blkd
2016	11-8	70	7	77	1.5	1	4	2	0	0
<b>TOTAL</b>	<b>11-8</b>	<b>70</b>	<b>7</b>	<b>77</b>	<b>1.5</b>	<b>1</b>	<b>4</b>	<b>2</b>	<b>0</b>	<b>0</b>

**INTERCEPTIONS**

INTERCEPTIONS	G	No.	Yds	TD	Lg	Avg/R	Avg/G
2016	11-8	1	35	0	35	35.0	3.2
<b>TOTAL</b>	<b>11-8</b>	<b>1</b>	<b>35</b>	<b>0</b>	<b>35</b>	<b>35.0</b>	<b>3.2</b>

**LEE'S CAREER HIGHS**

**Tackles:** 12, (2x), MR vs. Texas (2016)

**Tackles for Loss:** 1.0, at Baylor (2016)

**Forced Fumbles:** 1, (2x), MR vs. Texas (2016)

**Interceptions:** 1, vs. Texas (2016)

**Longest INT Return:** 35, vs. Texas (2016)

**Pass Breakups:** 1, (3x), MR vs. Texas (2016)

**MIKE LEE****KEITH LONEKER JR.**


#47

**Linebacker | 6-2 | 225 | 1L | Junior**  
Lawrence, Kan. | Free State HS // Baker

**Career Honors:** **2017:** Big 12 Commissioner's Honor Roll and Athletic Director's Honor Roll (spring). **2016:** Big 12 Commissioner's Honor Roll and Athletic Director's Honor Roll (fall and spring); KU Special Teams Player of the Week (Memphis); Academic All-Big 12 First Team. **2015:** Big 12 Commissioner's Honor Roll and Athletic Director's Honor Roll (fall).

**Career Summary:** Played in 12 contests ... Started four games ... Contributed 43 tackles ... Made 1.0 tackle-for-loss ... Broke up four passes ... Responsible for a safety ... Hurried the quarterback once.

**2016 (Jr.):** Started four games and saw time in all 12 ... Posted 43 tackles, 30 of which were in the last three games ... Bolstered a career-high 16 stops in KU's overtime win against Texas ... Broke up four passes on the season ... **Rhode Island:** Made two tackles in his Jayhawk debut, also broke up a pass and hurried the quarterback in KU's victory ... **Ohio:** Saw time on special teams, but did not record any statistics ... **at Memphis:** Earned KU's Special Teams Player of the Week award ... **at Texas Tech:**



**TAYLOR MARTIN** #24  
Running Back | 5-10 | 200 | 2L | Junior  
Fort Worth, Texas | Dunbar HS

**Career Summary:** Played in 17 games ... Started three contests ... Rushed 107 times for 366 yards ... Long rush of 22 yards ... Reached pay dirt on the ground four times ... Grabbed seven passes for 51 yards ... Scored one touchdown ... Long reception of 45 yards ... Returned five kickoffs for 78 yards ... Long kick return of 20 yards.

**2016 (So.):** Saw time in 10 games ... Started at running back against TCU, at Baylor and against Texas ... Totaled 324 yards rushing on 91 attempts ... Scored four touchdowns on the ground ... Carried a career-high 18 times against TCU ... Contributed a career-high 83 yards rushing against Iowa State ... Grabbed seven passes for 51 yards and a score ... Career-long 45-yard touchdown reception at West Virginia ... **Rhode Island:** Carried six times for 33 yards and a score in KU's victory ... **Ohio:** Missed the contest due to injury ... **at Memphis:** Missed the game due to injury ... **at Texas Tech:** Returned from injury to run four times and net 13 yards ... **TCU:** Toted the ball a team-high 18 times, while gaining 62 yards and scoring a touchdown ... **at Baylor:** Posted seven carries for 23 yards ... **Oklahoma State:** Rushed 11 times for 32 yards and scored a touchdown from six yards out in the third quarter ... **at Oklahoma:** Carried the ball nine times for 20 yards ... **at West Virginia:** Toted the ball 14 times for a net of 43 yards and took his only reception of the contest 45 yards for a touchdown ... **Iowa State:** Registered 17 carries resulting in a career-high 83 yards and a touchdown against the Cyclones ... **Texas:** Ran twice for four yards and caught one pass for a gain of six yards in the victory over the Longhorns ... **at K-State:** Rushed three times for a gain of 11 yards, caught two passes for three yards and returned two kickoffs for 30 yards against the Wildcats.

**2015 (Fr.):** Played in a relief role at running back in seven games ... Carried the ball 16 times for 42 yards ... Ran a career-high eight times for a personal-best 24 yards against Baylor ... **South Dakota State:** Did not play ... **Memphis:** Did not play ... **at Rutgers:** Saw the first action of his career on special teams ... **at Iowa State:** Received the first carries of his career, rushing four times for 11 yards ... **Baylor:** Saw extended time in the backfield and turned in a career-high eight carries for 24 yards ... **Texas Tech:** Saw time on special teams, but did not record any statistics ... **at Oklahoma State:** Lost a yard on his only carry ... **Oklahoma:** Did not play ... **at Texas:** Did not play ... **at TCU:** Did not play ... **West Virginia:** Carried the ball three times for eight yards ... **K-State:** Did not play.

**High School:** Rated a two-star recruit by Rivals ... Played for head coach Todd Lawson at Dunbar HS ... As a senior, rushed 170 times for 1,543 yards and 25 touchdowns in helping lead the Wildcats to a 7-4 record ... Named to the *Star Telegram's* Super Team as a second-team honoree in 2014 ... Ran 127 times for 1,604 yards and 23 scores in 2013 ... As a sophomore, carried the ball 213 times for 1,833 yards and 24 touchdowns ... Also competed in track & field and was a two-time district champion in the 100-yard dash ... Chose Kansas over an offer from Colorado State.

**Personal:** Son of Courtney Bell ... Has a brother, Tyler ... Majoring in communication studies with a minor in American studies.

**MARTIN'S CAREER STATS**

RUSH	G-S	ATT	Yds	TD	LG	Avg/C	Avg/G
2016	10-3	91	324	4	22	3.6	32.4
2015	7-0	16	42	0	6	2.6	6.0
<b>TOTAL</b>	<b>17-3</b>	<b>107</b>	<b>366</b>	<b>4</b>	<b>22</b>	<b>3.4</b>	<b>21.5</b>

REC.	G-S	Rec	Yds	TD	Lg	Rec/G	Avg/C	Avg/G
2016	10-3	7	51	1	45	0.7	7.3	5.1
2015	7-0	0	0	0	0	0.0	0.0	0.0
<b>TOTAL</b>	<b>17-3</b>	<b>7</b>	<b>51</b>	<b>1</b>	<b>45</b>	<b>0.4</b>	<b>7.3</b>	<b>3.0</b>

**KICK RETURNS**

No.	Yds	TD	Lg	Avg/R	Avg/G	
2016	5	78	0	20	15.6	7.8
2015	0	0	0	0	0.0	0.0
<b>TOTAL</b>	<b>5</b>	<b>78</b>	<b>0</b>	<b>20</b>	<b>15.6</b>	<b>4.6</b>

**MARTIN'S CAREER HIGHS**  
**Rushes:** 18, vs. TCU (2016)  
**Rushing Yards:** 83, vs. Iowa State (2016)  
**Longest Rush:** 22, vs. Iowa State (2016)  
**Rushing TDs:** 1, (4x), MR vs. Iowa State (2016)  
**Longest Rush TD:** 6, vs. Oklahoma State (2016)  
**Receptions:** 2, vs. TCU (2016)  
**Long Reception:** 45, at West Virginia (2016)  
**TD Receptions:** 1, at West Virginia (2016)  
**Long TD Reception:** 45, at West Virginia (2016)  
**Kickoff Returns:** 2, (2x), MR at K-State (2016)  
**Kickoff Return Yards:** 30, at K-State (2016)  
**Longest Kickoff Return:** 20, (2x), MR at K-State (2016)

Notched two tackles, was credited with 0.5 tackles-for-loss and helped post KU's first safety since 2012 against the Red Raiders ... **TCU:** Contributed a then-career-high seven tackles - 0.5 for loss - and two pass breakups ... **at Oklahoma:** Contributed two tackles ... **Iowa State:** Totaled a then-career-high eight tackles against the Cyclones ... **Texas:** Gathered a career-high 16 tackles in the victory over the Longhorns, highlighted by a fourth down stop of the Big 12 Conference's leading rusher in the fourth quarter to give the Jayhawk offense a drive to tie the game ... **at K-State:** Collected six stops against the Wildcats.

**2015 (So.):** Sat out the 2015 season due to NCAA transfer rules.

**2014 (Fr. at Baker University):** Earned Freshman All-America honors after leading the Wildcats with 90 tackles, 40 solo and 50 assisted, in his first season ... Helped Baker and head coach Mike Grossner to a Heart of America Conference championship ... Recorded a career-high 15 tackles and half a tackle-for-loss against Benedictine.


**High School:** Graduated from Free State HS as the school's all-time leader for defensive points in a season, assisted tackles and single-game receiving yardage ... Named a two-time All-Sunflower League Conference selection at linebacker and wide receiver in 2012 and 2013, taking home first-team honors at linebacker in 2013 ... Also earned all-state honors at linebacker as a senior ... Helped Free State to consecutive district championships and one Sunflower League Conference title ... Played for head coach Bob Lisher ... Selected to play in the 2014 Kansas Shrine Bowl and was the game's Most Valuable Player ... Also participated in the Kansas vs. Missouri All-Star Game ... Lettered three years in basketball ... Named Free State's Scholar-Athlete of the Year in 2014 and was a member of the National Honor Society.

**Personal:** Son Kelly Loneker and the late Keith Loneker ... Father, Keith, was a First Team All-Big Eight Conference selection during his playing career at Kansas and played professionally for the Los Angeles Rams and Atlanta Falcons ... Has one sister, Kylee, who played soccer at Fort Hays State University ... Majoring in accounting ... Had a part in the film "Underdogs" his junior year of high school.

**LONEKER'S CAREER STATS**

TACKLES	G-S	UA	A	Total	TFL	Yds	PD	FF	FR	Bikd
2016	12-4	28	15	43	1.0	2	4	0	0	0
<b>TOTAL</b>	<b>12-4</b>	<b>28</b>	<b>15</b>	<b>43</b>	<b>1.0</b>	<b>2</b>	<b>4</b>	<b>0</b>	<b>0</b>	<b>0</b>

**LONEKER'S CAREER HIGHS**  
**Tackles:** 16, vs. Texas (2016)  
**Tackles for Loss:** 0.5, (2x), MR vs. TCU (2016)  
**Pass Breakups:** 2, vs. TCU (2016)



**MACIAH LONG** #9  
Defensive End | 6-2 | 245 | 1L | Sophomore  
Houston, Texas | North Shore HS

**Career Summary:** Played in 10 games ... Rushed twice ... Gained one yard ... Moved to defensive end during 2017 spring football.

**2016 (Fr.):** Saw action in 10 games, but did not record any statistics ... Provided one yard on two carries out of the wildcat ... **TCU:** Recorded one carry out of a wildcat formation to move the chains early in the contest ... **at Baylor:** Posted one carry from the wildcat formation, but was stopped at the line-of-scrimmage for no gain.

**High School:** Rated a three-star prospect by Rivals, ESPN, Scout.com and 247Sports.com ... Earned Class 21-6A all-district honors in 2014 and 2015, while playing quarterback for the Mustangs ... Passed for 1,785 yards and 16 touchdowns, while completing 158-of-292 attempts in 2015 ... Rushed for 984 yards and 20 scores on 200 attempts as a senior ... Completed 113-of-192 passes, good for 1,402 yards and 14 touchdowns, in 2014 ... Carried the ball 117 times for 556 yards and four more scores on the ground ... Played for head coach Jon Kay at North Shore HS, where he helped lead the Mustangs to the 2015 Texas Class 6A Division 1 state title ... Named the Offensive MVP of the state championship game ... Rated No. 68 in the Texas Top 150 entering his senior season by Dave Campbell's Texas Football ... Also lettered in track & field ... Selected Kansas after considering Ohio State, UCLA, Arizona State, Houston, Missouri, Texas Tech and SMU.

**Personal:** Son of Jesse Long and Chandra Kennay-Long ... Would like to pursue a career in coaching once his football playing days are over ... First name, Maciah, is pronounced muh-KHI-uh ... Majoring in communication studies with a minor in sport management.

**KYLE MAYBERRY**

#16

**Cornerback | 5-10 | 175 | 1L | Sophomore**  
Tulsa, Okla. | Booker T. Washington HS**Career Summary:** Played in eight games ... Wrapped up two tackles ... Broke up one pass.**2016 (Fr.):** Played in the first eight games of the season ... Made two tackles, one at Memphis and the other against Oklahoma State ... Broke up a pass against Rhode Island.**High School:** A consensus three-star prospect according to Rivals, ESPN, Scout.com and 247Sports.com ... Played under head coach Marvin Dantzler at Booker T. Washington HS ... Helped lead the Hornets to a 10-1 record and a district title in 2015 ... Tallied 29 tackles, including 15 solo stops, and 16 passes defended as a senior ... Also saw time on offense and special teams ... Hauled in six receptions for 94 yards and a TD ... Returned 10 punts for 408 yards and two scores ... Also returned two kicks for 128 yards ... Picked up First Team All-State honors by *USA Today* ... Earned 2015 Class 6A East All-Star honors by the Oklahoma Coaches Association ... Named to the *Tulsa World's* 2015 All-Metro Second Team ... Rated the No. 1 cornerback in Oklahoma by Rivals.com, Scout.com, ESPN.com and 247Sports.com ... Named the No. 2 defensive back in the metro area and picked up All-State Second Team honors by the *Tulsa World* ... Listed as No. 14 on *The Oklahoman's* Super 30 players in the state list heading into his senior season ... Selected Kansas after considering Kansas State, Illinois, Houston, Virginia Tech, Washington State and Memphis.**Personal:** Son of Delbert and Leslie Mayberry ... Has one brother, Deuce ... Majoring in sport management with a minor in business.**MAYBERRY'S CAREER STATS**

TACKLES G-S	UA	A	Total	TFL	Yds	PD	FF	FR	Blkd
2016	8-0	2	0	2	0.0	0	1	0	0
<b>TOTAL</b>	<b>8-0</b>	<b>2</b>	<b>0</b>	<b>2</b>	<b>0.0</b>	<b>0</b>	<b>1</b>	<b>0</b>	<b>0</b>

**MAYBERRY'S CAREER HIGHS****Tackles:** 1, (2x), MR vs. Oklahoma State (2016)**Pass Breakups:** 1, vs. Rhode Island (2016)**CLYDE MCCAULEY III**

#74

**Offensive Line | 6-5 | 310 | 1L | Redshirt Sophomore**  
Arlington, Texas | Bowie HS**Career Honors:** **2017:** Big 12 Commissioner's Honor Roll and Athletic Director's Honor Roll (spring). **2016:** Big 12 Commissioner's Honor Roll and Athletic Director's Honor Roll (fall and spring). **2015:** Big 12 Commissioner's Honor Roll and Athletic Director's Honor Roll (fall).**Career Summary:** Played in six games ... Started three matchups.**2016 (So.):** Did not see any game action and redshirted.**2015 (Fr.):** Played in six games ... Started three contests at left tackle and as a blocking tight end ... Did not play against SDSU, Memphis or at Rutgers ... **at Iowa State:** Saw the first action of his career as a blocking tight end ... **Baylor:** Subbed in at tight end ... **Texas Tech:** Did not play ... **at Oklahoma State:** Saw his first-career action on the offensive line ... **Oklahoma:** Started his first-career game at left tackle ... **at Texas:** Started his second-consecutive game at left tackle ... **at TCU:** Started at left tackle and helped KU to over 200 yards passing and 100 yards rushing ... **West Virginia:** Did not play ... **K-State:** Did not play.**High School:** A three-star recruit per 247Sports.com and ESPN out of Bowie HS in Arlington, Texas ... Played for head coach Danny DeArman during his time at Bowie ... Named first-team all-district after helping lead the Volunteers to a 7-4 mark in 2014 ... Chose Kansas over offers from Fresno State, Louisiana Monroe, Navy, Nevada, Rutgers and San Diego State.**Personal:** Son of Shamaela Person ... Majoring in communication studies with a minor in business.**KAMERON MCQUEEN**

#81

**Wide Receiver | 6-0 | 190 | RS | Freshman**  
Tulsa, Okla. | Union HS**2016 (Fr.):** Did not see any game action and redshirted.**High School:** Earned three letters at Union HS playing for head coach Kirk Friderich ... Voted team captain for his senior season in 2015 ... Picked up second team all-district honors as a receiver following his senior season ... Named first team all-academic in 2015.**Personal:** Son of Jezel and Kameron McQueen ... Has one sister, Anissa, and one brother, Brendon ... Majoring in film and media studies.**TYRONE MILLER JR.**

#22

**Safety | 6-0 | 182 | 2L | Junior**  
Ann Arbor, Mich. | Saline HS**Career Honors:** **2015:** Campus Insider's Honorable Mention Freshman All-America; Big 12 Commissioner's Honor Roll and Athletic Director's Honor Roll (fall).**Career Summary:** Played in 20 games ... Started eight contests ... Posted 71 tackles ... Recorded 3.0 tackles-for-loss ... Broke up three passes ... Forced two fumbles ... Recovered one fumble.**2016 (So.):** Saw time in eight games ... Contributed 15 tackles ... Made one tackle behind the line-of-scrimmage ... Broke up a pass ... **Rhode Island:** Contributed two tackles - one behind the line-of-scrimmage ... **Ohio:** Notched three tackles ... **at Texas Tech:** Posted four tackles ... **Oklahoma State:** Returned from injury to contribute one tackle ... **at Oklahoma:** Saw extended time in the secondary and recorded two tackles, while breaking up a pass ... **at West Virginia:** Assisted on one tackle.**2015 (Fr.):** Started the first seven games of the season at cornerback ... Played in all 12 contests ... The team's fifth-leading tackler with 56 stops ... KU's third-leading tackler in the secondary ... After the opening game against South Dakota State, became the first freshman to lead Kansas in single-game total tackles since 2009 ... Also made two tackles for loss and forced two fumbles ... Posted a career-high 11 tackles at Rutgers ... Secured consecutive games in double digits with 11 tackles at Rutgers and 10 stops at Iowa State ... **South Dakota State:** Debuted in his freshman season as one of the Jayhawks' starting cornerbacks ... Led the team with eight tackles, while breaking up two passes intended for Jackrabbit receivers ... **Memphis:** Came away with seven tackles ... **at Rutgers:** Led the Jayhawks in tackles for the second time in 2015 notching 11 stops, while forcing and recovering a fumble ... **at Iowa State:** Tackled in double digits for the second-consecutive game after wrapping up 10 tackles and a stop behind the line-of-scrimmage ... **Baylor:** Totaled five tackles and made one tackle in the backfield ... **Texas Tech:** Started his sixth-straight game at cornerback and recorded four tackles ... **at Oklahoma State:** Started at corner and contributed four tackles ... **Oklahoma:** Posted three tackles and forced a fumble ... **at Texas:** Made two tackles ... **at TCU:** Saw time on special teams, but did not record any statistics ... **West Virginia:** Started at cornerback and contributed two tackles ... **K-State:** Logged one tackle and broke up a pass.**High School:** Earned a three-star rating by 247Sports.com and a two-star evaluation from Rivals ... Lettered four years at Saline HS in Saline, Michigan ... Credited with 35 tackles, six pass breakups and one interception in 2014 ... Tallied 26 stops and recovered three fumbles in 2013 ... Named to the *Ann Arbor News* Dream Team as a junior and a senior ... Earned All-SEC Red First Team honors three-straight years ... Also lettered in track for the Hornets.**Personal:** Son of Rose Joiner and Tyrone Miller Sr ... Has a brother, Anthony Coby, and a sister, Kendra Coby ... Majoring in communication studies with a sport management minor.**MILLER'S CAREER STATS**

TACKLES G-S	UA	A	Total	TFL	Yds	PD	FF	FR	Blkd
2016	8-0	11	4	15	1.0	2	1	0	0
2015	12-8	42	14	56	2.0	5	2	2	1
<b>TOTAL</b>	<b>20-8</b>	<b>53</b>	<b>18</b>	<b>71</b>	<b>3.0</b>	<b>7</b>	<b>3</b>	<b>2</b>	<b>1</b>

**MILLER'S CAREER HIGHS****Tackles:** 11, at Rutgers (2015)**Tackles for loss:** 1.0, (3x), MR vs. Rhode Island (2016)**Fumbles forced:** 1, (2x), MR vs. Oklahoma (2015)**Fumbles recovered:** 1, at Rutgers (2015)**Pass breakups:** 2, South Dakota State (2015)



**EMMANUEL MOORE**

#20

Safety | 6-0 | 190 | 2L | Junior  
Fort Worth, Texas | Northwest HS

**Career Honors:** 2016: KU's Special Teams Player of the Week (Rhode Island).

**Career Summary:** Played in 19 games ... Caught three passes for 13 yards ... Long reception of nine yards ... Returned seven kickoffs for 106 yards ... Long kick return of 26 yards ... Moved to safety toward the end of his sophomore campaign ... Made four tackles.

**2016 (So.):** Played in 11 games ... Saw the extent of his action on special teams assignments ... Made four special teams coverage tackles ... Recorded a 16-yard TFL at Memphis ... Returned seven kickoffs for 106 yards ... Recorded 41 yards on two returns against Ohio ... **Rhode Island:** Saw time at wide receiver and also made two coverage tackles on special teams in KU's victory ... **Ohio:** Returned two kickoffs for 41 yards and contributed a tackle on kickoff coverage ... **at Memphis:** Bolted through the Tigers' punt protection and hit the punter for a loss of yards ... **at Texas Tech:** Returned a kickoff 18 yards for his only statistical output of the contest ... **at Baylor:** Returned two kickoffs for 20 yards ... **Oklahoma State:** Returned two kickoffs for a net of 27 yards against the Cowboys.

**2015 (Fr.):** Played in eight games on special teams and at wide receiver ... Caught three passes for 13 yards ... Snagged two receptions for 14 yards against Baylor ... **Memphis:** Saw his first-career action, but did not record any statistics ... **Baylor:** Caught the first two passes of his career for 14 yards ... **at Oklahoma State:** Was on the receiving end of one pass that lost a yard.

**High School:** Earned a three-star rating by 247Sports.com and a two-star evaluation by Rivals ... Played receiver at Northwest HS in Justin, Texas under head coach Bill Poe ... Caught 93 passes for 1,291 yards while scoring 20 total touchdowns as a senior in 2014 ... Named to the *Star Telegram's* Super Team as a first-team honoree in 2014 ... Completed 2013 with 58 catches for 1,068 yards and nine touchdowns ... Had 36 receptions for 391 yards and six touchdowns while rushing 26 times for 184 yards and two scores in 2012 ... Also offered by North Texas ... Lettered in track during his time at Northwest.

**Personal:** Son of Prince Moore ... Majoring in liberal arts and sciences.

**MOORE'S CAREER STATS**

REC.	G-S	Rec	Yds	TD	Lg	Rec/G	Avg/C	Avg/G
2016	11-0	0	0	0	0	0.0	0.0	0.0
2015	8-0	3	13	0	9	0.4	4.3	1.6
<b>TOTAL</b>	<b>19-0</b>	<b>3</b>	<b>13</b>	<b>0</b>	<b>9</b>	<b>0.2</b>	<b>4.3</b>	<b>0.7</b>

KICK RETURNS	No.	Yds	TD	Lg	Avg/R	Avg/G
2016	7	106	0	26	15.1	9.6
2015	0	0	0	0	0.0	0.0
<b>TOTAL</b>	<b>7</b>	<b>106</b>	<b>0</b>	<b>26</b>	<b>15.1</b>	<b>5.6</b>

TACKLES	G-S	UA	A	Total	TFL	Yds	PD	FF	FR	Blkd
2016	11-0	4	0	4	1.0	16	0	0	0	0
2015	8-0	0	0	0	0.0	0	0	0	0	0
<b>TOTAL</b>	<b>19-0</b>	<b>4</b>	<b>0</b>	<b>4</b>	<b>1.0</b>	<b>16</b>	<b>0</b>	<b>0</b>	<b>0</b>	<b>0</b>

**MOORE'S CAREER HIGHS**

- Receptions:** 2, vs. Baylor (2015)
- Receiving Yards:** 14, vs. Baylor (2015)
- Longest Reception:** 9, vs. Baylor (2015)
- Kickoff Returns:** 2, (3x), MR vs. Oklahoma State (2016)
- Kickoff Return Yards:** 41, vs. Ohio (2016)
- Long Kickoff Return:** 26, vs. Ohio (2016)
- Tackles:** 2, vs. Rhode Island (2016)
- Tackles for Loss:** 1.0, at Memphis (2016)



**COLE MOOS**

#36

Punter | 5-11 | 190 | 1L | Senior  
Broken Arrow, Okla. | Broken Arrow HS // NEO A&M

**Career Honors:** 2017: Big 12 Commissioner's Honor Roll and Athletic Director's Honor Roll (spring). 2016: Big 12 Commissioner's Honor Roll and Athletic Director's Honor Roll (fall); All-Big 12 Honorable Mention (coaches); Big 12 Conference Special Teams Player of the Week (at Baylor); KU's Special Teams Player of the Week (at Baylor).

**Career Summary:** Played in 12 games ... Punted 73 times ... Recorded 3,024 yards punting ... Holds the fifth-longest punt in KU history at 82 yards ... Averaged 41.4 yards-per-punt.

**2016 (Jr.):** Saw action in all 12 games ... Punted 73 times for 3,024 yards ... Came just seven yards shy of moving into 10th on KU's all-time single-season punting list ... Booted a ball 82 yards at Baylor, the fifth-longest in school history ... **Rhode Island:** Punted three times for 126 yards, pinning two kicks inside the 20-yard line in his Jayhawk debut ... **Ohio:** Called on to punt six times for 189 yards, pinning two inside the 20-yard line ... **at Memphis:** Punted a career-high seven times for 322 yards, pinning one kick inside the 20-yard line ... **at Texas Tech:** Punted 10 times for 377 yards and pinned one kick inside the 20-yard line ... **TCU:** Netted 173 yards on four punts, while booting two inside the 20-yard line ... **at Baylor:** Earned KU's first Big 12 Conference weekly award after booting the fifth-longest punt in school history of 82 yards ... Also kicked a 73-yard punt against the Bears on his way to eight punts for 403 yards overall ... **Oklahoma State:** Punted four times with a long of 66 yards and one boot inside the 20-yard line ... **at Oklahoma:** Booted nine punts for 354 yards and logged two inside the 20-yard line ... **at West Virginia:** Pinned one of his five punts inside the 20-yard line and totaled 223 yards on the night ... **Iowa State:** Netted 71 yards on just two punts ... **Texas:** Booted 10 punts for 394 yards, with a long of 53, in the victory over the Longhorns ... **at K-State:** Recorded five punts for 209 yards.

**2014-15 (Fr.-So. at Northeastern Oklahoma A&M):** Spent two seasons at NEO playing under head coach Ryan Held ... Earned all-conference second team honors in 2015.

**High School:** Played for Steve Spavital at Broken Arrow HS ... Earned one letter in football and one in tennis at BAHS ... Helped the Tigers advance to the semifinals of the Class 6A state playoffs in 2013.

**Personal:** Son of Terri and Steve Moos ... Has three sisters: Stephanie, Tara and Allie ... Has one brother, J.W. ... Majoring in sociology with a history minor ... Was a teammate at NEO with fellow Jayhawks Antonio Cole, Gabriel Rui and Justin Williams.

**MOOS' CAREER STATS**

PUNTING	G	No.	Yards	Lg	Avg
2016	12	73	3,024	82	41.4
<b>TOTAL</b>	<b>12</b>	<b>73</b>	<b>3,024</b>	<b>82</b>	<b>41.4</b>

TACKLES	G	UA	A	Total	TFL	Yds	PD	FF	FR	Blkd
2016	12	1	0	1	0.0	0	0	0	0	0
<b>TOTAL</b>	<b>12</b>	<b>1</b>	<b>0</b>	<b>1</b>	<b>0.0</b>	<b>0</b>	<b>0</b>	<b>0</b>	<b>0</b>	<b>0</b>

**MOOS' CAREER HIGHS**

- Punts:** 10, (2x), MR vs. Texas (2016)
- Punt Yards:** 403, at Baylor (2016)
- Long Punt:** 82, at Baylor (2016)
- Punt Inside 20:** 2, (3x), MR at Oklahoma (2016)
- Tackles:** 1, at Memphis (2016)



## DERRICK NEAL

#7

Cornerback | 5-11 | 180 | 3L | Senior

Dallas, Texas | Lincoln HS

**Career Summary:** Played in 26 games ... Started two contests ... Made 30 tackles ... Broke up five passes ... Intercepted one pass ... Forced one fumble ... Caught seven passes for 52 yards ... Long reception of 20 yards ... Returned nine kickoffs ... Gained 137 yards on kickoff returns ... Long kickoff return of 24 yards ... Returned six punts for eight yards ... Long punt return of 10 yards.

**2016 (Jr.):** Played his first full season at cornerback in all 11 games he played ... Totaled 15 tackles on the season ... Broke up two passes ... Notched a season-high four tackles at Oklahoma ... Disrupted passes at Texas Tech and at Oklahoma ... **Rhode Island:** Began his junior season with two tackles in KU's win ... **Ohio:** Provided one tackle against the Bobcats ... **at Memphis:** Notched three tackles ... **at Texas Tech:** Assisted on one tackle and broke up a pass against the Red Raiders ... **at Baylor:** Contributed two stops against the Bears ... **at Oklahoma:** Logged a season-high four tackles against the Sooners ... **at West Virginia:** Posted one tackle against the Mountaineers ... **Texas:** Logged one tackle in the victory over the Longhorns.

**2015 (So.):** Played in 11 games with two starts against Baylor on offense and Kansas State on defense ... Started the season as a wide receiver, but moved to cornerback prior to the Texas Tech game ... Made 14 tackles on the year ... Wrapped up a career-high five stops against K-State ... Forced a fumble against Texas Tech ... Intercepted the first pass of his career against West Virginia ... Also broke up two passes against the Mountaineers ... Totaled seven receptions for 52 yards as a receiver ... Returned nine kickoffs for 137 yards ... **South Dakota State:** Made one catch for 20 yards and returned a kickoff 16 yards ... **at Rutgers:** Returned two kickoffs for 31 yards ... **at Iowa State:** Caught two passes for six yards and returned six kickoffs for a career-best 90 yards ... **Baylor:** Snagged a team-best four passes for 26 yards and returned a punt 10 yards ... **Texas Tech:** Secured one tackle, while forcing a fumble that was recovered by the Jayhawks ... **Oklahoma State:** Made a then-career-high three tackles ... **Oklahoma:** Made one tackle ... **West Virginia:** Saw extended playing time at cornerback, intercepting his first pass, while breaking up two more pass attempts, all while wrapping up four tackles ... **K-State:** Started at corner and turned in a career-best five tackles.

**2014 (Fr.):** Played in four games in 2014 seeing time at wide receiver, cornerback and on special teams ... Moved from wide receiver to cornerback following the Texas game ... **Oklahoma State:** Played on both defense and special teams ... Returned two punts versus the Cowboys ... **at Texas Tech:** Returned two punts for 11 yards ... **at Baylor:** Made one tackle before leaving the game with an injury ... Missed the remainder of the season with an injury.

**High School:** Earned a three-star ranking from Rivals.com, ESPN.com and Scout.com ... Earned 12-4A All-District honors as a senior ... Helped lead Lincoln HS to an 8-4 mark and the 2013 4A Area Championship game ... Carried the ball 73 times for 486 yards and four touchdowns ... Also caught 22 passes for 259 yards and three TDs ... Rushed for 343 yards and six touchdowns and hauled in 34 receptions for 519 yards and seven scores as a junior ... Returned two kicks for touchdowns earning district Special Teams MVP honors and 12-4A All-District honors in 2012 ... Played for head coach Zarnell Fitch at LHS ... Also a standout basketball player as he averaged 12.7 points and 4.7 assists per game.

**Personal:** Son of Angela and James Williams ... Has a twin brother, Erick ... Chose Kansas over Texas Tech ... Majoring in liberal arts and sciences.

## NEAL'S CAREER STATS

REC.	G-S	Rec	Yds	TD	Lg	Rec/G	Avg/C	Avg/G
2015	11-1	7	52	0	20	0.6	7.4	4.7
<b>TOTAL</b>	<b>26-2</b>	<b>7</b>	<b>52</b>	<b>0</b>	<b>20</b>	<b>0.3</b>	<b>7.4</b>	<b>2.0</b>

PUNT RETURNS	No.	Yds	TD	Lg	Avg/R	Avg/G
2015	2	-2	0	10	-1.0	-0.2
2014	4	10	0	6	2.5	2.5
<b>TOTAL</b>	<b>6</b>	<b>8</b>	<b>0</b>	<b>10</b>	<b>1.1</b>	<b>0.3</b>

KICK RETURNS	No.	Yds	TD	Lg	Avg/R	Avg/G
2015	9	137	0	24	15.2	12.5
<b>TOTAL</b>	<b>9</b>	<b>137</b>	<b>0</b>	<b>24</b>	<b>15.2</b>	<b>5.3</b>

TACKLES	G-S	UA	A	Total	TFL	Yds	PD	FF	FR	Blkd
2016	11-0	13	2	15	0.0	0	2	0	0	0
2015	11-2	12	2	14	0.0	0	3	1	0	0
2014	4-0	1	0	1	0.0	0	0	0	0	0
<b>TOTAL</b>	<b>26-2</b>	<b>26</b>	<b>4</b>	<b>30</b>	<b>0.0</b>	<b>0</b>	<b>5</b>	<b>1</b>	<b>0</b>	<b>0</b>

INT	G	No.	Yds	TD	Lg	Avg/R	Avg/G
2016	11-0	0	0	0	0	0.0	0.0
2015	11-2	1	0	0	0	0.0	0.0
2014	4-0	0	0	0	0	0.0	0.0
<b>TOTAL</b>	<b>26-2</b>	<b>1</b>	<b>0</b>	<b>0</b>	<b>0</b>	<b>0.0</b>	<b>0.0</b>

## NEAL'S CAREER HIGHS

**Receptions:** 4, vs. Baylor (2015)**Receiving Yards:** 26, vs. Baylor (2015)**Long Reception:** 20, vs. SDSU (2015)**Kick Returns:** 6, at Iowa State (2015)**Kick Return Yards:** 90, at Iowa State (2015)**Long Kick Return:** 24, at Iowa State (2015)**Punt Returns:** 2, (2x), MR at Texas Tech (2014)**Long Punt Return:** 10, vs. Baylor (2015)**Tackles:** 5, vs. K-State (2015)**Interceptions:** 1, vs. West Virginia (2015)**Pass Breakups:** 2, vs. West Virginia (2015)**Forced Fumbles:** 1, vs. Texas Tech (2015)

## OSAZE OGBEBOR

#31

Linebacker | 6-1 | 220 | 2L | Junior

Lorton, Va. | Heritage HS [Texas]

**Career Summary:** Played in 18 games ... Started one contest ... Gathered 16 tackles ... Made 1.0 tackle in the opponent backfield ... Registered 1.0 sack.

**2016 (So.):** Saw action in six contests ... Made his first start at linebacker in the season opener ... Tallied 12 tackles on the year ... **Rhode Island:** Picked up the first start of his career and provided a career-high four tackles in KU's win ... **at Memphis:** Saw extended playing time due to an injury and made a career-high-tying four tackles ... **at Oklahoma:** Assisted on one tackle ... **Iowa State:** Assisted on two tackles against the Cyclones ... **Texas:** Posted one tackle in the victory over the Longhorns.

**2015 (Fr.):** Played in all 12 games, primarily on special teams assignments ... Secured four tackles and one sack ... **at Oklahoma State:** Notched the first two tackles of his career, highlighted by stymieing a Cowboy pass-play in the backfield to earn a sack ... **Oklahoma:** Contributed two tackles.

**High School:** Evaluated as a two-star prospect by Rivals out of Heritage HS ... Played for head coach Che Hendrix ... Helped lead the Coyotes to the regional championship game and a 10-3 overall mark in 2014 ... District 9-5A's leading tackler as a senior in 2014 with 135 total stops ... Earned first-team all-district accolades as an outside linebacker after posting 135 tackles, 24 tackles-for-loss, nine sacks and two forced fumbles ... Also named First Team All-Collin County after his senior season ... Chose Kansas over offers from New Mexico State, Tulsa and UTEP.

**Personal:** Son of Fatima Oyoyo and West Ogbemor ... Majoring in communication studies with a minor in sport management ... Osaze is pronounced oh-sauz ... Ogbemor is pronounced ohg-buh-bor.

## OGBEBOR'S CAREER STATS

TACKLES	G-S	UA	A	Total	TFL	Yds	PD	FF	FR	Blkd
2016	6-1	8	4	12	0.0	0	0	0	0	0
2015	12-0	4	0	4	1.0	10	0	0	0	0
<b>TOTAL</b>	<b>18-1</b>	<b>12</b>	<b>4</b>	<b>16</b>	<b>1.0</b>	<b>10</b>	<b>0</b>	<b>0</b>	<b>0</b>	<b>0</b>

SACKS	G	UA	A	Total	Yds
2016	6-1	0	0	0.0	0
2015	12-0	1	0	1.0	10
<b>TOTAL</b>	<b>18-1</b>	<b>1</b>	<b>0</b>	<b>1.0</b>	<b>100</b>

## OGBEBOR'S CAREER HIGHS

**Tackles:** 4, (2x), MR at Memphis (2016)**Sacks:** 1.0, at Oklahoma State (2015)**Tackles for Loss:** 1.0, at Oklahoma State (2015)





**TYLER PATRICK** #4

**Wide Receiver | 6-0 | 177 | 2L | Junior**  
The Woodlands, Texas | The Woodlands HS

**Career Honors:** **2016:** Academic All-Big 12 First Team; Big 12 Commissioner's Honor Roll and Athletic Director's Honor Roll (spring). **2015:** Academic All-Big 12 Second Team; Big 12 Commissioner's Honor Roll and Athletic Director's Honor Roll (fall and spring).

**Career Summary:** Played in 24 games ... Earned starts in 12 contests ... Caught 44 passes for 382 yards ... Scored three receiving touchdowns ... Long reception of 33 yards ... Collected eight special teams and interception return tackles.

**2016 (So.):** Saw time in all 12 games ... Earned starts in six contests ... Made 14 receptions ... Registered 127 yards receiving ... Caught a touchdown in the win over Rhode Island ... Notched a season-high 64 receiving yards at K-State ... Provided two special teams tackles against Texas ... **Rhode Island:** Earned a start at wide receiver and caught five passes for 51 yards and a touchdown in KU's win ... **Ohio:** Started at wide receiver and gained six yards on two receptions ... **at Memphis:** Started and grabbed four passes for six yards ... **at Texas Tech:** Posted his first tackle of the year on special teams coverage ... **TCU:** Made his second tackle of the season on special teams coverage ... **K-State:** Turned in three receptions for a season-high 64 yards against the Wildcats.

**2015 (RFr.):** Participated in all 12 games, starting six contests ... KU's third-leading receiver with 255 yards on 30 catches ... Hauled in two touchdowns on the year ... Scored against Oklahoma and TCU ... Caught three passes for 70 yards at Rutgers ... **South Dakota State:** Saw his first-career action, but did not record any statistics ... **Memphis:** Made the first reception of his career and totaled a career and game-high six catches for 38 yards ... **at Rutgers:** KU's leading yardage receiver after totaling three receptions for a game-best 70 yards ... **at Iowa State:** Grabbed three catches for 12 yards ... **Baylor:** Hauled in three passes for 15 yards ... **Oklahoma:** KU's leading receiver after making five catches for 46 yards and the Jayhawks' lone score of the day ... **at Texas:** Caught two passes for 23 yards ... **at TCU:** Started at wide receiver and scored the second touchdown of his career after totaling three receptions for 16 yards ... **West Virginia:** Started his third-straight game and caught one pass for five yards ... **K-State:** Caught a game-high four passes for 30 yards.

**2014 (Fr.):** Redshirted his first season at Kansas.

**High School:** Tabled a three-star prospect by ESPN.com ... Earned 14-5A All-District honors by *The Houston Chronicle* ... Selected by *Vype Magazine* as one of the Top 100 players in Houston in 2014 ... Was the top receiver for The Woodlands as a senior with 39 catches for 776 yards and seven touchdowns ... Led District 14-5A in punt returns in 2013 with 20.9 yards per return, including a 61-yard return for a touchdown ... Also carried the ball six times for 29 yards ... Named first-team all-district, first-team all-county and honorable mention all-state as a defensive back following his junior season ... Recorded a team-best 84 tackles in 2012 ... Credited with three interceptions, one fumble recovery, six pass breakups and one blocked kick ... Coached by Mark Schmid at TWHS.

**Personal:** Son of Mike and Kim Patrick ... Majoring in accounting.

**PATRICK'S CAREER STATS**

REC	G-S	Rec	Yds	TD	Lg	Rec/G	Avg/C	Avg/G
2016	12-6	14	127	1	30	1.2	9.1	10.6
2015	12-6	30	255	2	33	2.5	8.5	21.2
<b>TOTAL</b>	<b>24-12</b>	<b>44</b>	<b>382</b>	<b>3</b>	<b>33</b>	<b>1.8</b>	<b>8.7</b>	<b>15.9</b>

TACKLES	G-S	UA	A	Total	TFL	Yds	PD	FF	FR	Bikd
2015	12-0	2	1	3	0.0	0	0	0	0	0
2016	12-0	4	1	5	0.0	0	0	0	0	0
<b>TOTAL</b>	<b>24-0</b>	<b>6</b>	<b>2</b>	<b>8</b>	<b>0.0</b>	<b>0</b>	<b>0</b>	<b>0</b>	<b>0</b>	<b>0</b>

\*No defensive starts, all tackles made on special teams or turnovers

**PATRICK'S CAREER HIGHS**

- Points scored:** 6, at TCU (2015)
- Touchdown Receptions:** 1, (3x), MR vs. Rhode Island (2016)
- Receptions:** 6, Memphis (2015)
- Receiving yards:** 70, at Rutgers (2015)
- Receiving TDs:** 1, (2x) MR at TCU (2015)
- Longest TD Reception:** 20, vs. Rhode Island (2016)
- Long reception:** 33, at Rutgers (2015)
- All-purpose yards:** 70, at Rutgers (2015)
- Tackles:** 2, vs. Texas (2016)



**KEATON PERRY** #8

**Quarterback | 5-10 | 194 | 2L | Junior**  
Arlington, Texas | Bowie HS // TCU

**Career Honors:** **2017:** Big 12 Commissioner's Honor Roll and Athletic Director's Honor Roll (spring). **2016:** Big 12 Commissioner's Honor Roll and Athletic Director's Honor Roll (fall). **2015:** Big 12 Commissioner's Honor Roll and Athletic Director's Honor Roll (fall and spring).

**Career Summary:** Played in three games ... Completed 2-of-6 passes ... Has thrown for 20 yards ... Tossed one touchdown ... Long completion of 19 yards.

**2016 (So.):** Saw time in KU's season-opening win over Rhode Island, but did not record any statistics ... Did not play the remainder of the season.

**2015 (RFr.):** Saw action in two games on the season ... Completed 2-of-6 passes for 20 yards and a touchdown ... **at Texas:** Made his Jayhawk debut and completed 2-of-6 passes for 20 yards and a score ... **K-State:** Took one snap, but lost 12 yards on a rush.

**2014 (Fr. at TCU):** A member of the 2014 Big 12 Conference Co-Champion Horned Frog team under head coach Gary Patterson ... Redshirted in his first season as a Horned Frog.

**High School:** Earned one letter at Bowie HS in Texas' class 6A ... Tore his anterior cruciate ligaments (ACL) in both knees on three occasions while playing for the Volunteers ... Played through the ACL injury in 2013 to complete his senior season with 1,697 yards and 18 touchdowns ... Won the 2013 District 3-5A Fighting Heart Award for perseverance in adversity ... Named a finalist for the 2013 North Texas Player of the Year ... Helped Bowie to a district championship in 2012 ... Graduated Sum Cum Laude from Bowie.

**Personal:** Son of Kenny and Natalie Perry ... Has one sister, Alexa ... Father, Kenny, is Kansas' co-defensive coordinator and cornerbacks coach ... Majoring in finance.

**PERRY'S CAREER STATS**

PASS	G-S	Att	Cmp	Int	Yds	TD	Lg	Pct	Avg/P	Avg/G	Effic
2016	1-0	0	0	0	0	0	0	0.0	0.0	0.0	0.0
2015	2-0	6	2	1	20	1	19	33.3	3.3	10.0	83.0
<b>TOTAL</b>	<b>3-0</b>	<b>6</b>	<b>2</b>	<b>1</b>	<b>20</b>	<b>1</b>	<b>19</b>	<b>33.3</b>	<b>3.3</b>	<b>6.7</b>	<b>83.0</b>

RUSH	G-S	Att	Yds	TD	Lg	Avg/C	Avg/G
2016	1-0	0	0	0	0	0.0	0.0
2015	2-0	2	-5	0	7	-2.5	-2.5
<b>TOTAL</b>	<b>3-0</b>	<b>2</b>	<b>-5</b>	<b>0</b>	<b>7</b>	<b>-2.5</b>	<b>-2.5</b>

TOTAL OFFENSE	G-S	Rush	Pass	Total	Avg/G
2016	1-0	0	0	0	0.0
2015	2-0	-5	20	15	7.5
<b>TOTAL</b>	<b>3-0</b>	<b>-5</b>	<b>20</b>	<b>15</b>	<b>5.0</b>

**PERRY'S CAREER HIGHS**

- Rush attempts:** 1, (2x), MR at Texas (2015)
- Rush yards:** 7, at Texas (2015)
- Long rush:** 7, at Texas (2015)
- Pass attempts:** 6, at Texas (2015)
- Pass completions:** 2, at Texas (2015)
- Pass yards:** 20, at Texas (2015)
- Pass TDs:** 1, at Texas (2015)
- Had intercepted:** 1, at Texas (2015)
- Long pass:** 19, at Texas (2015)
- Long TD pass:** 19, at Texas (2015)
- Total offense attempts:** 7, at Texas (2015)
- Total offense yards:** 27, at Texas (2015)
- All-purpose yards:** 7, at Texas (2015)

**IAN PETERSON**

#23

**Cornerback | 5-11 | 185 | RS | Freshman**  
Round Rock, Texas | Cedar Ridge HS**Career Honors:** **2016:** Big 12 Commissioner's Honor Roll and Athletic Director's Honor Roll (fall).**2016 (Fr.):** Did not see any game action and redshirted.**High School:** Garnered a three-star rating by ESPN, 247Sports.com and Scout.com and a two-star status by Rivals ... Played for head coach Todd Ford at Cedar Ridge HS ... Picked up 13-6A all-district honors in 2014 ... Helped lead Cedar Ridge to Bi-District titles as a junior and senior ... Rated No. 142 in the Texas Top 150 entering his senior season by Dave Campbell's Texas Football ... Also lettered in track & field where he helped Cedar Ridge to the 4x100 and 4x200 district titles ... Chose Kansas over offers from Wisconsin, Colorado, Houston, New Mexico, SMU and Toledo.**Personal:** Son of T.J. and Stacey Sharp ... Has four siblings: Stephen, Heather, Amber and Colby ... Brother, Stephen Williams, played football at Sam Houston State ... Cousin, Aaron Williams, currently plays for the NFL's Buffalo Bills and played collegiately at Texas ... Majoring in pre-sport management with a business minor ... Ian is pronounced EE-un.**DRU PROX**

#40

**Linebacker | 6-1 | 215 | RS | Freshman**  
Kaufman, Texas | Kaufman HS**Career Honors:** **2016:** KU's Scout Team Defensive Player of the Week (Oklahoma State).**2016 (Fr.):** Did not see any game action and redshirted.**High School:** Lettered two years at Kaufman HS ... Earned all-state honors playing linebacker in 2015 ... Picked up district MVP honors as a senior ... Ranked in the top five running backs in Texas Class 4A ... Helped lead KHS to the third round of the playoffs in 2015 ... Named district Defensive MVP as a junior in 2014 ... Earned four letters in track & field ... Participated in the Texas State Track Meet in the 400 meters in 2013.**Personal:** Son of Aime Hadnot and Brian Hadnot ... Has five brothers: Gary Young, Dawson Hadnot, Dre Prox, Carter Hadnot and Carson Hadnot ... Majoring in pre-sport management with a business minor.**KYLE PULLIA**

#64

**Offensive Line | 6-4 | 300 | SQ | Senior**  
Villa Park, Ill. | Fenwick HS**Career Honors:** **2017:** Big 12 Commissioner's Honor Roll and Athletic Director's Honor Roll (spring). **2016:** Big 12 Commissioner's Honor Roll and Athletic Director's Honor Roll (fall); KU's Scout Team Offensive Player of the Week (at Baylor). **2015:** Big 12 Commissioner's Honor Roll and Athletic Director's Honor Roll (fall). **2014:** Big 12 Commissioner's Honor Roll and Athletic Director's Honor Roll (spring).**2016 (Jr.):** Did not see any game action.**2015 (RSO.):** Did not see any game action.**2014 (So.):** Redshirted his first season at Kansas.**High School:** A two-way starter for three years playing for head coach Gene Nudo at Fenwick HS ... Helped lead the Friars to the Chicago Catholic League White Conference title in 2012 ... Earned Chicago Catholic League First Team honors his senior season after leading FHS in sacks ... Also lettered in baseball and basketball at FHS ... Picked up *Chicago Tribune* Athlete of the Month honors in basketball as a sophomore.**Personal:** Son of Richard Leeseberg and Kimberly Pullia ... Graduated with a bachelor's degree in architectural engineering with a minor in business ... Currently pursuing a master's degree in architectural engineering.**REESE RANDALL**

#32

**Running Back | 5-11 | 216 | 1L | Junior**  
Lawrence, Kan. | Baldwin HS**Career Honors:** **2017:** Big 12 Commissioner's Honor Roll and Athletic Director's Honor Roll (spring). **2016:** Big 12 Commissioner's Honor Roll and Athletic Director's Honor Roll (fall and spring); KU's Scout Team Special Teams Player of the Week (at Oklahoma). **2015:** Big 12 Commissioner's Honor Roll and Athletic Director's Honor Roll (fall and spring); Earned a perfect 4.0 GPA in the spring 2015 semester. **2014:** Big 12 Commissioner's Honor Roll and Athletic Director's Honor Roll (fall).**2016 (So.):** Did not see any game action.**2015 (RFR.):** Did not see any game action.**2014 (Fr.):** Redshirted his first season at Kansas.**High School:** Lettered in football, track and tennis at Baldwin HS ... Played under head coach Mike Berg in helping lead BHS to the Frontier League football title with an 11-1 overall mark in 2013 ... Earned All-Frontier League honorable mention honors as an offensive lineman as a senior ... A four-year member of the honor roll.**Personal:** Son of Dr. Jeff and Kelly Randall ... Father, Jeff, is one of KU's team physicians ... Older brother, Preston, also played football for the Jayhawks ... Brother, Hogan, played football at Washington University in St. Louis ... Graduated with a bachelor's degree in marketing with a concentration in international business and a minor in Spanish ... Currently working on his MBA.**RYAN RENICK**

#86

**Tight End | 6-3 | 240 | RS | Freshman**  
Iola, Texas | Iola HS**Career Honors:** **2017:** Big 12 Commissioner's Honor Roll and Athletic Director's Honor Roll (spring). **2016:** Big 12 Commissioner's Honor Roll and Athletic Director's Honor Roll (fall); KU's Scout Team Special Teams Player of the Week (TCU); KU's Scout Team Offensive Player of the Week (at Memphis).**2016 (Fr.):** Redshirted his first season at Kansas.**High School:** Earned 16 letters participating in baseball, basketball, football and track at Iola HS in Iola, Texas ... Helped the Bulldogs to a football district championship in 2015 and a bi-district championship in 2015 ... Played for head coach Pete Martinez.**Personal:** Son of John and Parris Renick ... Has one brother, Colton ... Majoring in pre-mechanical engineering.



**JAYSON RHODES** #65  
**Offensive Line | 6-4 | 307 | 2L | Senior**  
 Houston, Texas | Deer Park HS // Blinn College

**Career Honors:** 2017: Big 12 Commissioner's Honor Roll and Athletic Director's Honor Roll (spring). 2016: KU's Offensive Player of the Week (Texas).

**Career Summary:** Played in 14 games ... Started 11 contests ... Credited with 29 knock-down blocks.

**2016 (Jr.):** Started all 11 contests he played at left guard ... Credited with a team-second-best 29 knock-down blocks by the coaching staff ... **Rhode Island:** Earned the first start of his career at left guard and helped KU gain 570 yards in its victory ... **Ohio:** Picked up his second-straight start at left guard ... **at Memphis:** Started at left guard and had a team-second-best seven knock-down blocks in 2016 as assessed by the coaching staff ... **TCU:** Registered three knock-down blocks and earned a 76 percent pass grade, helping the Jayhawks to 348 passing yards ... **at Baylor:** Posted one knock-down block against the Bears ... **Oklahoma State:** Didn't miss an assignment as assessed by the coaching staff and also recorded two knock-down blocks against the Cowboys ... **at Oklahoma:** Started at left guard and totaled a team-high-tying four knock-down blocks ... **at West Virginia:** Tallied an 83 percent run protection grade against the Mountaineers ... **Iowa State:** Collected four knock-down blocks and posted an 87 percent run protection grade against the Cyclones ... **Texas:** Graded out at 85 percent and registered a team-best nine knock-down blocks in the victory over the Longhorns ... **at K-State:** Recorded an 82 percent pass protection grade in helping the Jayhawks to 302 passing yards against the Wildcats.

**2015 (So.):** Played in three contests against Memphis, Oklahoma State and Texas ... **Memphis:** Saw the first action of his career and helped the Jayhawks to 194 rushing yards.

**2013-14 (Fr.-Rfr. at Blinn College):** Played one season at Blinn College under head coach Keith Thomas ... Helped lead the Buccaneers to a 4-4 mark in 2014 ... Earned second-team all-conference honors in 2014 ... Started the season on the defensive side of the ball before moving to the offensive line ... Sat out the 2013 season as a redshirt.

**High School:** Played for Chris Massey at Deer Park HS ... Named first-team all-district in 2012 ... Helped lead Deer Park to district titles in 2011 and 2012 ... Also helped guide DPHS to the first round of playoffs in 2011 and the third round in 2012 ... Earned letters in basketball and track.

**Personal:** Son of Teel Gibbs ... Has one brother, T.J., and one sister, Myra ... Future plans include owning his own business and coaching ... Majoring in communication studies with a minor in sociology.



**MESA RIBORDY** #69  
**Offensive Line | 6-4 | 305 | 1L | Sophomore**  
 Louisburg, Kan. | Louisburg HS

**Career Honors:** 2017: Big 12 Commissioner's Honor Roll and Athletic Director's Honor Roll (spring). 2016: KU's Offensive Player of the Week (Oklahoma State).

**Career Summary:** Played in 11 games ... Made starts in 11 contests ... Accumulated 27 knock-down blocks.

**2016 (Rfr.):** Shuffled along the offensive line, but started in all 11 contests he played ... Spent time at both right guard and center ... Earned a team-third-best 27 knock-down blocks from the coaching staff ... Did not record a bad snap in his five games at center ... **Rhode Island:** Earned a start at right guard and helped KU gain 570 yards in its victory ... Tied for the team's highest overall grade in the first start of his career and recorded four knock-down blocks against the Rams ... **Ohio:** Started his second-straight game and after two contests was tied for second on the team with five knock-down blocks ... **at Texas Tech:** Returned from injury to start at right guard and earn the team's highest pass protection grade, as well as post four knock-down blocks against the Red Raiders ... **TCU:** Earned an 82 percent pass protection grade in helping the Jayhawks throw for 348 yards ... **at Baylor:** Earned a 75 percent run grade against the Bears ... **Oklahoma State:** Earned a 79 percent pass protection grade, while missing no assignments and playing through an illness against the Cowboys ... **at Oklahoma:** Started at center and didn't record a bad snap on his way to earning an 84 percent pass protection grade against the Sooners ... **at West Virginia:** Earned the team's highest pass protection grade of 88 percent against the Mountaineers ... **Iowa State:** Anchored the offensive line

from the center position and collected a team-best six knock-down blocks, a 94 percent pass protection grade and an 83 percent overall grade against the Cyclones ... **Texas:** Graded out at 88 percent and collected seven knock-down blocks in the victory over the Longhorns ... **at K-State:** Earned an 80 percent overall grade and an 83 percent pass grade in helping the Jayhawks to 302 passing yards.

**2015 (Fr.):** Redshirted his first season at Kansas.

**High School:** A product of Louisburg HS, playing football for head coach Kyle Littrell ... Earned nine letters for the Wildcats in basketball, football and track & field.

**Personal:** Son of Clark and Della Ribordy ... Has two siblings, Brook and Dalton ... Majoring in pre-business finance.



**SHAQUILLE RICHMOND** #4  
**Safety | 6-0 | 195 | 1L | Sophomore**  
 Dallas, Texas | Mansfield Timberview HS

**Career Summary:** Played in seven games ... Provided eight tackles ... Credited with 1.0 tackle-for-loss.

**2016 (Rfr.):** Provided depth at safety and on special teams in seven games ... Credited with eight tackles ... Stopped a fourth-down play in the backfield for his first TFL at West Virginia ... Also credited with a personal-best three tackles against the Mountaineers ... **Rhode Island:** Contributed one tackle in his KU debut ... **TCU:** Recorded the second tackle of his career ... **at Baylor:** Saw extended playing time and posted one tackle ... **at West Virginia:** Turned in the best game of his career after collecting three tackles ... Also notched his first tackle behind the line-of-scrimmage on a fourth-down play at KU's 1-yard line ... **Texas:** Notched one tackle in the victory over the Longhorns ... **at K-State:** Posted one solo tackle against the Wildcats.

**2015 (Fr.):** Redshirted his first season at Kansas.

**High School:** Received three-star recognition by both Rivals and 247Sports.com ... Named first-team all-district in 2014 after collecting 14 tackles, one interception, three pass breakups, two fumble recoveries that he ran back for touchdowns and one forced fumble ... Played for head coach James Brown ... Chose Kansas over offers from Louisville, New Mexico, SMU and UTEP.

**Personal:** Son of Tayauna Knight ... Has two sisters, Jasmine Thomas and Shay Richmond, and one brother, Max Knight ... Majoring in liberal arts and sciences.

**RICHMOND'S CAREER STATS**

TACKLES	G-S	UA	A	Total	TFL	Yds	PD	FF	FR	Blkd
2016	7-0	5	3	8	1.0	1	0	0	0	0
<b>TOTAL</b>	<b>7-0</b>	<b>5</b>	<b>3</b>	<b>8</b>	<b>1.0</b>	<b>1</b>	<b>0</b>	<b>0</b>	<b>0</b>	<b>0</b>

**RICHMOND'S CAREER HIGHS**

**Tackles:** 3, at West Virginia (2016)  
**Tackles for Loss:** 1.0, at West Virginia (2016)



**GABRIEL RUI** #39  
**Kicker | 5-11 | 215 | SQ | Senior**  
 Hinton, Okla. | Hinton HS // NEO A&M

**2016 (Jr.):** Did not see any game action.

**2014-15 (Fr.-So. at Northeastern Oklahoma A&M):** Spent two seasons at NEO playing for head coach Ryan Held ... Picked up first team all-conference honors as a sophomore ... Made 19-of-21 field goals, with a long boot of 51 yards ... Hit a game-winning 47-yard field goal against Cisco CC in 2015 ... Named second team all-conference as a freshman ... Hit 11-of-14 field goals in 2014.

**High School:** Played under head coach Chad Broughton at Hinton HS ... Earned three letters in football ... Also lettered in basketball and baseball ... Named district special teams player of the year in 2012 and 2013 ... Kicked a long field goal of 54 yards at Hinton HS.

**Personal:** Son of Carolina Rui and Exiquio Gonzalez ... Has one sister, Victoria ... Majoring in liberal arts and sciences ... Was a teammate at NEO with fellow Jayhawks Antonio Cole, Cole Moos and Justin Williams.



## HUNTER SAULSBURY

#66

Offensive Line | 6-4 | 310 | 1L | Sophomore  
Stilwell, Kan. | Blue Valley West HS

**Career Honors:** **2017:** Big 12 Commissioner's Honor Roll and Athletic Director's Honor Roll (spring). **2015:** Big 12 Commissioner's Honor Roll and Athletic Director's Honor Roll (fall).

**Career Summary:** Played in seven games.

**2016 (RFr.):** Saw action in seven games at Memphis, at Texas Tech, against TCU, at West Virginia, against Iowa State and Texas and at K-State ... Provided depth at center and on field goal and PAT protections ... **at Memphis:** Saw the first action of his career at center and earned a 71 percent grade as assessed by the coaching staff.

**2015 (Fr.):** Redshirted his first season at Kansas.

**High School:** Garnered First Team All-State honors playing both ways on the offensive and defensive lines as a senior at Blue Valley West HS in 2014 ... Also named to the First Team All-Eastern Kansas League as an offensive and defensive lineman ... Helped the Jaguars to a 2012 Regional championship and a 2013 Sectional championship ... Played for head coach Scott Wright at Blue Valley West ... Earned a total of five letters participating in baseball and football.

**Personal:** Son of Wylie Saulsbury and Valerie Saulsbury-Effertz ... Has four siblings: Chase, Jack, Macy and Paige ... Majoring in business administration.



## RYAN SCHADLER

#33

Wide Receiver | 5-11 | 191 | 2L | Junior  
Hesston, Kan. | Hesston HS

**Career Honors:** **2016:** Big 12 Commissioner's Honor Roll and Athletic Director's Honor Roll (fall). **2015:** Third Team All-Big 12 honors (*Phil Steele Magazine*); Special Teams Player of the Week (South Dakota State); Muscle Milk Student Athlete of the Week (South Dakota State); Big 12 Commissioner's Honor Roll and Athletic Director's Honor Roll (fall and spring).

**Career Summary:** Played in 12 games ... Rushed 20 times ... Netted 100 yards ... Long gain of 23 yards ... Returned 33 kickoffs ... Gained 750 yards on kick returns ... Scored a kickoff return touchdown of 91 yards.

**2016 (So.):** Missed the season due to injury.

**2015 (RFr.):** Played in all 12 games ... KU's primary kickoff returner took back 33 kicks for 750 yards ... Finished the season fifth in the Big 12 Conference in kick return yards per game ... Earned All-Big 12 Third Team honors ... Also ran 20 times for an even 100 yards from scrimmage at running back ... Returned three kicks for 104 yards and a score against South Dakota State ... **South Dakota State:** Raced 91 yards for a touchdown on a kickoff return in his Jayhawk debut against SDSU ... Named KU's Special Teams Player of the Week and the Muscle Milk Student Athlete of the Week following his efforts against SDSU ... **Memphis:** Rushed six times for 28 yards ... **at Rutgers:** Saw time, but did not record any statistics ... **at Iowa State:** Returned one kickoff for seven yards and ran the ball twice for five yards ... **Baylor:** Returned three kickoffs for 73 yards ... **Texas Tech:** Returned five kickoffs for a career-best 115 yards ... **at Oklahoma State:** Recorded 104 yards on four kickoff returns and wrapped up a tackle on special teams ... **Oklahoma:** Returned two kickoffs for 39 yards and got another special teams tackle ... **at Texas:** Returned one kick for 21 yards and rushed six times for a career-high 56 yards ... **at TCU:** Returned four kickoffs for 91 yards ... **West Virginia:** Recorded three carries for eight yards and returned four kickoffs for 81 yards ... **K-State:** Returned six kickoffs for 112 yards.

**2014 (Fr. at Wichita State):** A member of the Wichita State track program for the 2014 fall semester.

**High School:** Completed a decorated prep career at Hesston HS of the Central Kansas League (CKL) ... Accumulated six school records and was a two-time First Team All-State running back, along with a first-team bid at defensive back in his senior season

... Holds the second all-time rank in the state of Kansas for rushing yards in a game with 525 and eight touchdowns in a game against El Dorado ... Led the state with 2,541 rushing yards and 42 total touchdowns in 2013 on his way to being named the Kansas Athlete of the Year ... Took home the Kansas Class 4A Football Player of the Year award in 2013-14 ... Garnered consecutive First Team All-CKL honors his junior and senior seasons ... A three-time CKL Conference champion with the Swathers and head coach Clint Rider ... Earned 12 letters during his tenure with the Swathers ... A three-time Kansas state champion in track and a second-team all-state member of the HHS state champion basketball team his senior year ... Member of the honor roll throughout high school and graduated with a 3.56 grade point average.

**Personal:** Son of Melvin and Donna Schadler ... Has one sister, Emily ... Cousin, Steven Mathias, played football at Kansas State ... Majoring in sport management with a minor in business.

## SCHADLER'S CAREER STATS

RUSH	G-S	Att	Yds	TD	Lg	Avg/C	Avg/G
2015	12-0	20	100	0	23	5.0	8.3
<b>TOTAL</b>	<b>12-0</b>	<b>20</b>	<b>100</b>	<b>0</b>	<b>23</b>	<b>5.0</b>	<b>8.3</b>

KICK RETURNS	No.	Yds	TD	Lg	Avg/R	Avg/G
2015	33	750	1	91	22.7	62.5
<b>TOTAL</b>	<b>33</b>	<b>750</b>	<b>1</b>	<b>91</b>	<b>22.7</b>	<b>62.5</b>

TACKLES	G-S	UA	A	Total	TFL	Yds	PD	FF	FR	Blkd
2015	12-0	1	1	2	0.0	0	0	0	0	0
<b>TOTAL</b>	<b>12-0</b>	<b>1</b>	<b>1</b>	<b>2</b>	<b>0.0</b>	<b>0</b>	<b>0</b>	<b>0</b>	<b>0</b>	<b>0</b>

## SCHADLER'S CAREER HIGHS

**Points scored:** 6, South Dakota State (2015)

**Touchdowns:** 1, South Dakota State (2015)

**Rush attempts:** 6, (2x), MR at Texas (2015)

**Rush yards:** 56, at Texas (2015)

**Long rush:** 23, at Texas (2015)

**Total offense attempts:** 6, (2x), MR at Texas (2015)

**Total offense yards:** 56, at Texas (2015)


**All-purpose yards:** 115, Texas Tech (2015)

**Kick returns:** 6, Kansas State (2015)

**Kick return yards:** 115, Texas Tech (2015)

**Long kick return:** 91, South Dakota State (2015)

**Tackles:** 1, (2x), MR Oklahoma (2015)



RYAN SCHADLER



STEVEN SIMS JR. #11

Wide Receiver | 5-10 | 176 | 2L | Junior  
Houston, Texas | Travis HS

Career Honors: 2016: Honorable Mention All-Big 12 (coaches); Athletic Director's Honor Roll (spring). 2015: Academic All-Big 12 Rookie Team.

Career Summary: Played in 23 games ... Started 17 contests ... Caught 102 passes ... Produced 1,208 yards ... Recorded nine touchdowns catches ... Long reception of 74 yards ... Ran three times, but lost 18 yards ... Completed 1-of-2 passes for 40 yards ... Returned four kickoffs for 54 yards ... Long kickoff return of 20 yards ... Produced six tackles on special teams and interception returns.

2016 (So.): Played a pivotal role in all 12 games ... Started 11 contests at wide receiver ... Near the top of the Big 12 Conference in nearly every receiving category ... Caught 72 passes for 859 yards ... Grabbed seven touchdown receptions ... Listed ninth on KU's single-season receiving yardage list ... Ranked fifth for receptions in a season ... Eclipsed 100 yards receiving on four occasions ... Caught more than five passes in nine games ... Ranked fourth in the Big 12 with 6.0 receptions-per-game ... Caught 61 passes for 606 yards and three touchdowns during Big 12 play ... Totaled a career-high nine catches for 124 yards at West Virginia ... Also notched 124 yards receiving against Rhode Island ... Completed his lone pass attempt of the season for a 40-yard gain ... Rhode Island: Turned in a career day to begin his sophomore season ... Started at wide receiver and caught five passes for a career-best 124 yards and two touchdowns, highlighted by a 71-yard catch-and-run where he outran two converging defenders in the Rams' secondary ... Totaled the most receiving yards (124) by a Jayhawk since 2014 ... Ohio: Brought in two touchdown receptions on four receptions for 114 yards against the Bobcats ... After two games was leading the country and Big 12 Conference with four touchdown receptions ... Was ranked second in the conference and 13th in the country with 119.0 receiving yards-per-game ... at Memphis: Caught two passes for just 15 yards ... at Texas Tech: Hauled in a team-best six passes for 59 yards and a score ... TCU: Eclipsed 100 yards for the third time in 2016 with a nine-catch, 101-yard performance against the Horned Frogs ... at Baylor: Grabbed two passes for 40 yards ... Oklahoma State: Tallied a game-best nine passes for 90 yards against the Cowboys ... at Oklahoma: Snared a team-high five passes for a gain of 35 yards ... at West Virginia: Turned in his fourth game of the season with more than 100 receiving yards after a nine-catch, 124-yard, one-touchdown performance against the Mountaineers ... Also completed the first pass of his career for a gain of 40 yards ... Iowa State: Turned in his fourth game of the season with nine receptions which totaled 37 yards and his seventh touchdown of the year ... Texas: Tallied a team-high-tying seven receptions and gained 79 yards in the victory over the Longhorns ... Also took an end around to the right corner of the end zone on a two-point conversion to pull KU within three points in the fourth quarter ... at K-State: Grabbed a team-high-tying five passes for a net of 41 yards against the Wildcats.

2015 (Fr.): Played in 11 games, starting six contests ... Caught a team second-best 30 passes for 349 yards and two scores ... Caught at least one pass in every game he played ... Totaled a career-best six receptions at TCU ... Scored touchdowns against Baylor and Oklahoma State ... Caught a career-high two passes for 58 yards against K-State ... South Dakota State: Made his collegiate debut with a start at wide receiver, posting three catches for 15 yards ... Memphis: Hauled in three catches for 27 yards and returned two kickoffs for 38 yards ... at Rutgers: Caught two passes for 12 yards ... at Iowa State: Snagged two passes, one a personal-long 38 yards, for a career-best total of 44 receiving yards ... Baylor: Caught his first-career touchdown on a 36-yard pass ... Texas Tech: Grabbed a career-best five passes for 37 yards ... at Oklahoma State: Converted his only reception of 33 yards into a touchdown ... Oklahoma: Made four catches for 30 yards ... at TCU: Snagged a team and season-high six passes for 55 yards, while logging a then-career-long gain of 40 yards ... West Virginia: Grabbed one pass for two yards ... K-State: Totaled two receptions for a then-career-best 58 yards ... Snagged a then-career-long gain of 53 yards against the Wildcats.

High School: Earned a three-star rating by ESPN and a two-star ranking from Rivals and 247Sports.com ... Made 26 catches for 427 yards and five touchdowns in 2012 ... Caught 47 passes for 690 yards and 10 touchdowns in 2013 ... Completed his senior season at Travis HS with 64 receptions for 923 yards and 14 scores while also rushing 28 times for 214 yards, adding five touchdowns ... Earned first-team all-district honors his senior season ... Named a finalist for the Houston Touchdown Club Offensive Player of the Year ... Played for head coach Randy Cunningham at THS ... Chose Kansas over offers from McNeese State, Southeastern Louisiana and Stephen F. Austin.

Personal: Son of Nytasha and Steven Sims Sr ... Has an older sister, Siera ... Majoring in pre-business.

SIMS' CAREER STATS

Table with columns: REC., G-S, Rec, Yds, TD, Lg, Rec/G, Avg/C, Avg/G. Rows for 2016, 2015, and TOTAL.

Table with columns: RUSHING G-S, Att, Yds, TD, Lg, Avg/C, Avg/G. Rows for 2016, 2015, and TOTAL.

Table with columns: KICK RETURNS, No., Yds, TD, Lg, Avg/R, Avg/G. Rows for 2016, 2015, and TOTAL.

Table with columns: PASS, G-S, Att, Cmp, Int, Yds, TD, Lg, Pct, Avg/P, Avg/G, Effic. Rows for 2016, 2015, and TOTAL.

SIMS' CAREER HIGHS

- Receptions: 9, (4x), MR vs. Iowa State (2016)
Receiving Yards: 124, (2x), MR at West Virginia (2016)
Longest Reception: 74, vs. Ohio (2016)
Touchdown Receptions: 2, (2x), MR vs. Ohio (2016)
Longest TD Reception: 74, vs. Ohio (2016)
Kick Returns: 2, vs. Memphis (2015)
Kick Return Yards: 38, vs. Memphis (2015)
Pass Attempts: 1, (2x), MR at West Virginia (2016)
Pass Completions: 1, at West Virginia (2016)
Passing Yards: 40, at West Virginia (2016)
Rushes: 1, at West Virginia (2016)
Rushing Yards: 4, at West Virginia (2016)
Longest Rush: 4, at West Virginia (2016)
Tackles: 1, (4x), MR at Baylor (2016)

STEVEN SIMS JR.



**CARTER STANLEY**

#9

**Quarterback | 6-2 | 196 | 1L | Sophomore**  
Vero Beach, Fla. | Vero Beach HS

**Career Summary:** Played in nine games ... Started three contests ... Completed 93-of-156 passes ... Amassed 959 yards passing ... Produced six touchdowns ... Owns the third-longest pass in school history of 95 yards ... Ran 32 times ... Picked up 124 yards on the ground ... Long rush of 36 yards.

**2016 (RFr.):** Played in nine games ... Took over the primary snaps at quarterback in the final three games, starting each contest ... Completed 93 passes ... Dropped back to throw 156 times ... Connected on six touchdown passes ... Threw the third-longest pass in school history at 95 yards ... Amassed 1,083 yards of total offense ... Rushed 32 times for 124 yards ... Long scramble of 36 yards ... **Rhode Island:** Saw action in the fourth quarter of KU's win, and completed 3-of-4 passes for 56 yards and a touchdown in his Jayhawk debut ... **at Memphis:** Played in the fourth quarter and completed 4-of-6 passes for 26 yards ... Completed both of his pass attempts for 11 yards ... **at Baylor:** Completed 3-of-8 passes for 45 yards against the Bears ... **at Oklahoma:** Saw time late in the contest and completed his only pass attempt for a gain of a yard ... **at West Virginia:** Threw for two touchdowns on 9-of-11 completions and 124 yards ... Also picked up 34 yards on the ground ... **Iowa State:** Etched in new personal bests in completions (26), attempts (38) and yards (171), while also throwing a touchdown in the first start of his career ... **Texas:** Notched a career-high 220 yards on 21-of-42 passing in the victory over the Longhorns ... Drove 52 yards (3-of-5 passing for 37 yards) in 51 seconds with no timeouts to set up the game-tying field goal ... Also rushed six times for a net of 26 yards ... **at K-State:** Reset his personal best in yards with 302 through the air after completing 24-of-44 passes ... Also threw two touchdowns against the Wildcats, including the third-longest pass play in school history of 95 yards ... Scampered 10 times for a career-high 52 yards against the Wildcats.

**2015 (Fr.):** Redshirted his first season at Kansas.

**High School:** Rated a three-star recruit by 247Sports.com, while earning two stars from Rivals ... Named the 2014 Regional Most Valuable Player and Treasure Coast of Florida Co-Offensive Player of the Year after his senior season at Vero Beach HS ... Became the first player in Treasure Coast history to throw for over 3,000 yards and 40 touchdowns in a season ... Earned Class 8A All-State honorable mention honors after completing 220-of-334 passes for 3,070 yards and 40 touchdowns and running 128 times for 579 yards and seven touchdowns in 2014 ... Set Vero Beach HS records for passing yards and touchdown passes in a game with 467 yards and six TDs in a 62-13 win over Santaluces HS ... Played under head coach Lenny Jankowski at VBHS ... Also lettered in lacrosse ... Named Rotary Club Student of the Month ... Member of the A-B Honor Roll ... Chose Kansas over an offer from UConn.

**Personal:** Son of Beth and John Stanley ... Has two brothers, Derek and Will ... Cousin, Jimmy Meyer, played quarterback at Harvard ... Majoring in communication studies with a minor in business.

**STANLEY'S CAREER STATS**

PASS	G-S	Att	Cmp	Int	Yds	TD	Lg	Pct	Avg/P	Avg/G	Effic
2016	9-3	156	93	6	959	6	95	59.6	6.1	106.6	116.3
<b>TOTAL</b>	<b>9-3</b>	<b>156</b>	<b>93</b>	<b>6</b>	<b>959</b>	<b>6</b>	<b>95</b>	<b>59.6</b>	<b>6.1</b>	<b>106.6</b>	<b>116.3</b>

RUSH	G-S	Att	Yds	TD	Lg	Avg/C	Avg/G
2016	9-3	32	124	0	36	3.9	13.8
<b>TOTAL</b>	<b>9-3</b>	<b>32</b>	<b>124</b>	<b>0</b>	<b>36</b>	<b>3.9</b>	<b>13.8</b>

TOTAL OFFENSE	G-S	Rush	Pass	Total	Avg/G
2016	9-3	124	959	1083	120.3
<b>TOTAL</b>	<b>9-3</b>	<b>124</b>	<b>959</b>	<b>1083</b>	<b>120.3</b>

**STANLEY'S CAREER HIGHS**

**Pass Attempts:** 44, at K-State (2016)

**Completions:** 26, vs. Iowa State (2016)

**Passing Yards:** 302, at K-State (2016)

**Touchdown Passes:** 2, (2x), MR at K-State (2016)

**Longest Completion:** 95, at K-State (2016)

**Longest TD Pass:** 95, at K-State (2016)

**Interceptions:** 2, at K-State (2016)

**Rushes:** 10, at K-State (2016)

**Rushing Yards:** 52, at K-State (2016)

**Longest Rush:** 36, at K-State (2016)

**TYRIEK STARKS**

#18

**Quarterback | 6-1 | 190 | RS | Freshman**  
New Orleans, La. | Warren Easton HS

**Career Honors:** 2016: KU's Scout Team Offensive Player of the Week (West Virginia).

**2016 (Fr.):** Did not see any game action and redshirted.

**High School:** Garnered a three-star rating by ESPN and 247Sports.com ... Played under head coach Tony Hull at Warren Easton HS ... Passed for more than 4,000 yards and 40 touchdowns in 2015 ... Helped Warren Easton earn the District 9-4A championship and a state semifinal appearance where the the Eagles fell to eventual Class 4A State champion Neville ... Tabbed Nola.com's Friday Night Football Prep Player of the Week after completing 16-of-28 passes for 250 yards and three touchdowns and rushing 16 times for 99 yards and another score in a 40-14 win over Edna Karr ... Chose Kansas over offers from Tulane, Indiana, Georgia Southern and Central Florida.

**Personal:** Son of Robert Williams and Angela Starks ... Has two sisters, Seda Starks and Brianna Thompson ... Has three brothers: Randi and Robert Starks and Phillip Williams ... Majoring in pre-sport management with a minor in business ... First name, Tyriek, is pronounced Ty-REEK.

**DERON THOMPSON**

#26

**Running Back | 5-9 | 185 | TR | Junior**  
Wichita, Kan. | Wichita Northwest HS // CSU

**Career Honors:** 2016: Athletic Director's Honor Roll (fall); KU's Scout Team Offensive Player of the Week (Oklahoma State).

**Career Summary:** Played in eight games ... Carried seven times ... Recorded 49 yards rushing ... Long gain of 19 yards.

**2016 (Jr.):** Sat out the season due to NCAA transfer rules.

**2015 (So. at Colorado State):** Appeared in two games at running back recording seven carries for 49 yards, including a long of 19 yards.

**2014 (Fr. at Colorado State):** Appeared in six games at running back and on special teams ... Registered 23 carries for 86 yards (3.7) with a long of 23 yards ... Rushed for a career-high 68 yards on 11 carries against Hawaii.

**High School:** Ranked as a three-star recruit by CBS/247Sports, ESPN, Fox Sports and Rivals.com ... Rivals.com ranked him the No. 9 player in Kansas, and the No. 14 all-purpose back in 2012 ... Earned four varsity football letters and four track & field letters for the Grizzlies ... Two-time captain of the Grizzlies football team (2012 and 2013) ... First-team All-Metro selection in 2012 and 2013 ... As a senior rushed for 988 yards and 17 touchdowns, on his way to earning Mel Hamilton Ford Football Player of the Year ... As a junior ran the ball 190 times for 1,482 yards (7.8 avg.) and scored 15 touchdowns ... In 2012 had three games with at least 220 rushing yards ... Finished his career with 3,620 rushing yards and 46 total touchdowns ... Excelled on the track, setting the school record in the 100 (10.40), 200 (21.78), 400-meter relay (42.33), 1600-meter relay (3:21.77) and was named the Most Outstanding Sprinter at Wichita Northwest HS ... Won two state championships (100- and 200-meters) as a senior ... Earned CBS KWCH Catchy Award as 6A 2013-14 Best Track & Field Athlete of the Year ... Played for head coach Steve Martin at Wichita Northwest HS.

**Personal:** Son of John Thompson and Loretta and Kevin Williams ... Majoring in communication studies with a minor in journalism.



**KYLE THOMPSON** #38

**Punter | 6-4 | 210 | RS | Freshman**  
El Cajon, Calif. | Christian HS

**Career Honors:** **2017:** Big 12 Commissioner's Honor Roll and Athletic Director's Honor Roll (spring). **2016:** Big 12 Commissioner's Honor Roll and Athletic Director's Honor Roll (fall).

**2016 (Fr.):** Did not see any game action and redshirted.

**High School:** An accomplished kicker from Christian HS in El Cajon, California ... Helped the Patriots to league and division championships ... Played for head coach Matt Oliver ... Won the Christian High School Coaches' Award in 2016 and 2015 ... Named the Blue Chip Report Kicker of the Year in 2015 ... Awarded the Central CIF Kicker of the Year in 2014.

**Personal:** Son of John and Karri Thompson ... Majoring in pre-business.



**BRYCE TORNEDEN** #1

**Safety | 5-10 | 190 | 1L | Sophomore**  
Lawrence, Kan. | Free State HS

**Career Honors:** **2017:** Big 12 Commissioner's Honor Roll and Athletic Director's Honor Roll (spring); Academic All-Big 12 Rookie Team. **2016:** Big 12 Commissioner's Honor Roll and Athletic Director's Honor Roll (fall).

**Career Summary:** Played in 11 games ... Started one contest ... Made 10 tackles.

**2016 (Fr.):** Played in 11 games ... Started at West Virginia at nickelback ... Provided 10 tackles ... Made a personal-best four tackles at Texas Tech ... **at Memphis:** Recorded the first tackle of his career on punt coverage ... **at Texas Tech:** Turned in a career day after posting a personal-best four stops against the Red Raiders ... **at Baylor:** Provided one tackle against the Bears ... **at Oklahoma:** Contributed one tackle ... **at West Virginia:** Notched two stops against the Mountaineers.

**High School:** Standout on both offense and defense at Free State HS ... Earned three letters playing under head coach Robert Lisher ... Produced 2,452 yards of total offense at quarterback in 2015, running for 11 touchdowns and throwing for 12 touchdowns ... Recorded 84 tackles and four interceptions on defense as a senior ... Picked up Second Team All-State honors by *USA Today* ... Named 2014 and 2015 Class 6A All-Classes All-State at defensive back ... 2015 All-Simone Team ... Earned 2015 *Topeka Capital-Journal* All-State Top 11 honors ... Tabbed 2015 *Wichita Eagle* All-State Top 11 honors ... Named 2014 and 2015 *Lawrence Journal-World* All-Area Team ... Picked up 2014 and 2015 First Team All-Sunflower League honors at both quarterback and defensive back ... Helped lead the Firebirds to three-straight district, region and sectional champions ... Led FSHS to the 2013 Sunflower League title ... Selected Kansas over North Dakota State.

**Personal:** Son of Charles Johnson and Becky Torneden-Johnson ... Has two siblings, Camren and Haley ... Brother, Camren, played college football at Central Missouri and Baker University ... Majoring in pre-exercise science ... Future plans include becoming a coach ... Last name, Torneden, is pronounced Tor-NAY-den.

**TORNEDEN'S CAREER STATS**

TACKLES	G-S	UA	A	Total	TFL	Yds	PD	FF	FR	Blkd
2015	11-1	9	1	10	0.0	0	0	0	0	0
<b>TOTAL</b>	<b>11-1</b>	<b>9</b>	<b>1</b>	<b>10</b>	<b>0.0</b>	<b>0</b>	<b>0</b>	<b>0</b>	<b>0</b>	<b>0</b>

**TORNEDEN'S CAREER HIGHS**

**Tackles:** 4, at Texas Tech (2016)



**JUSTIN WILLIAMS** #34

**Cornerback | 5-11 | 180 | RS | Sophomore**  
Bixby, Okla. | Jenks HS // NEO A&M

**2016 (So.):** Did not see any game action and redshirted.

**2015 (Fr. at Northeastern Oklahoma A&M):** Played one season at NEO under head coach Ryan Held ... Played in seven games, picking up 11 tackles, one interception, one fumble recovery and three pass breakups.

**High School:** Picked up two letters at Jenks HS playing under Loren Montgomery ... Named all-district as a senior ... Also earned two letters in track & field ... Attended Warren Central HS in Vicksburg, Mississippi, as a sophomore, earning a letter in football.

**Personal:** Son of Shannon and Marvin Atlas and Malcolm Williams ... Majoring in pre-sport management with a minor in business ... Was a teammate at NEO with fellow Jayhawks Antonio Cole, Cole Moos and Gabriel Rui.



**JOHN WIRTEL** #68

**Long Snapper | 6-3 | 235 | 3L | Redshirt Senior**  
Orland Park, Ill. | Mount Carmel HS

**Career Honors:** **2017:** Big 12 Commissioner's Honor Roll and Athletic Director's Honor Roll (spring). **2016:** Big 12 Commissioner's Honor Roll and Athletic Director's Honor Roll (fall and spring); Academic All-Big 12 Second Team. **2015:** Big 12 Commissioner's Honor Roll and Athletic Director's Honor Roll (spring). **2014:** KU Special Teams Player of the Week (Texas Tech); Big 12 Commissioner's Honor Roll and Athletic Director's Honor Roll (fall).

**Career Summary:** Played in 34 games ... Made seven special teams tackles ... Recovered a fumble.

**2016 (Sr.):** Served as the team's primary deep snapper in the first three games before missing the remainder of the season with an injury ... **Rhode Island:** Helped KU convert seven PAT tries in its victory over the Rams ... Also served as the long snapper on all punt attempts ... **Ohio:** Snapped on six punts and helped convert three PAT attempts ... **at Memphis:** Suffered an injury early in the contest and missed the remainder of the season.

**2015 (Jr.):** Played in 10 games ... Shared long snapping duties throughout the season ... **South Dakota State:** Served as the Jayhawks' long snapper on punts ... **Memphis:** Did not play ... **at Rutgers:** Served as KU's long snapper on all four punts ... **at Iowa State:** Snapped on eight punts ... **Baylor:** Did not play ... **Texas Tech:** Served as KU's long snapper on four punts ... **at Oklahoma State:** Made his first tackle of the season on punt coverage ... **Oklahoma:** Served as the Jayhawks' long snapper on eight punts and a PAT conversion ... **at Texas:** Served as KU's long snapper on all special teams plays ... **at TCU:** Snapped on all of KU's special teams field goal, PAT and punt tries ... **West Virginia:** KU's snapper on all punt tries ... **K-State:** Helped convert two PATs.

**2014 (So.):** Saw time in all 12 games ... Served as KU's long snapper on punts ... **at Duke:** Had one tackle ... **at Baylor:** Made one tackle ... **at Oklahoma:** Credited with one tackle.

**2013 (Fr.):** Played in all 12 games, serving as KU's long snapper on punts ... Recorded three tackles on the season, including two solo stops ... Credited with a fumble recovery ... One of two true freshmen on the roster to see action in 2013.

**High School:** Earned two letters as a tight end and long snapper at Mount Carmel HS ... Helped lead team to state title his senior year ... Played for head coach Frank Lenti ... Won state title in baseball, along with winning the Steven Bajenski Award his sophomore year and the Frank Kivka Award his senior year ... Made the honor roll all four years.

**Personal:** Son of John and Coleen Wirtel ... Graduated with a bachelor's degree in communication studies with a minor in business.

**WIRTEL'S CAREER STATS**

TACKLES	G-S	UA	A	Total	TFL	Yds	PD	FF	FR	Blkd
2015	10-0	1	0	1	0.0	0	0	0	0	0
2014	12-0	1	2	3	0.0	0	0	0	0	0
2013	12-0	1	2	3	0.0	0	0	0	1	0
<b>TOTAL</b>	<b>34-0</b>	<b>3</b>	<b>4</b>	<b>7</b>	<b>0.0</b>	<b>0</b>	<b>0</b>	<b>0</b>	<b>1</b>	<b>0</b>

**WIRTEL'S CAREER HIGHS**

**Tackles:** 2, at Oklahoma State (2013)  
**Fumbles recovered:** 1, at TCU (2013)



DANIEL WISE

#96

Defensive Tackle | 6-3 | 290 | 2L | Junior

Lewisville, Texas | Hebron HS

**Career Honors:** **2016:** ESPN.com All-Big 12 First Team; All-Big 12 Second Team (Associated Press); All-Big 12 Third Team (*Phil Steele*); All-Big 12 Honorable Mention (coaches); KU's Defensive Player of the Week (Texas); KU's Defensive Player of the Week (Ohio). **2015:** Campus Insider's Honorable Mention Freshman All-America.

**Career Summary:** Played in 23 games ... Totaled 64 tackles ... Registered 15.5 tackles-for-loss ... Credited with 6.5 sacks ... Broke up two passes ... Recovered one fumble ... Blocked three kicks ... Tied for second all-time at KU with three kicks blocked ... Hurried the quarterback five times.

**2016 (So.):** Started at defensive tackle in all 11 games he played ... Rushed through the line for 38 tackles on the season ... Disrupted 10.0 opponent plays in the backfield, good for second-best on the team ... Recorded 3.0 sacks ... Broke up a pass ... Blocked two kicks ... Credited with a career-best eight tackles and 4.0 TFLs against Ohio ... **Rhode Island:** Earned a start at defensive tackle and made five stops, blocked a kick and hurried the quarterback twice in KU's victory over the Rams ... **Ohio:** Turned in a career-best eight tackles with an astonishing 4.0 behind the line-of-scrimmage without recording a sack ... Also broke up a pass and hurried the quarterback against the Bobcats ... **at Memphis:** Notched three tackles ... **at Texas Tech:** Secured two stops ... **at Baylor:** Returned from injury to hurry the quarterback once ... **Oklahoma State:** Disrupted two plays in the Cowboy backfield, including a sack, on his way to posting four tackles ... **at Oklahoma:** Lumbered six yards on a fumble recovery and made two tackles against the Sooners ... **at West Virginia:** Contributed three tackles ... **Iowa State:** Accrued four tackles and made one tackle in the Cyclone backfield ... **Texas:** Boasted five tackles, 3.0 tackles in the backfield and 2.0 sacks in the victory over the Longhorns ... **at K-State:** Posted two tackles and blocked a point-after try against the Wildcats.

**2015 (RFr.):** Saw action in all 12 games, starting seven contests along the defensive line ... Made 26 tackles, 3.5 sacks and 5.5 tackles-for-loss ... Also broke up a pass and blocked a kick ... Notched a career-best six tackles at Oklahoma State ... Posted a sack in three-straight games ... **South Dakota State:** Debuted at Kansas with a start at defensive tackle, ending the game with five tackles and half of a sack ... **Memphis:** Started at defensive tackle, but did not record any statistics ... **at Rutgers:** Notched two tackles ... **at Iowa State:** Gathered four tackles ... **Baylor:** Provided two tackles and a sack ... **Texas Tech:** Filled the stat sheet by recording five tackles, a sack, a pass breakup, a quarterback hurry and blocked PAT attempt ... **Oklahoma State:** Stonewalled several Cowboy plays at the line of scrimmage after turning in a sack and a personal-high six tackles ... **Oklahoma:** Made two tackles, one behind the line of scrimmage, and hurried the quarterback ... **at Texas:** Saw time, but did not record any statistics ... **TCU:** Saw time, but did not record any statistics ... **West Virginia:** Secured one stop behind the line of scrimmage ... **K-State:** Saw time, but did not record any statistics.

**2014 (Fr.):** Redshirted his first season at Kansas.

**High School:** Signed with Kansas as a three-star prospect according to ESPN.com and Scout.com ... ESPN.com rated him the 77th-best defensive tackle in the nation ... Recorded 49 tackles, including 33 solo stops, as a senior ... Also credited with 5.0 sacks and 14 quarterback hurries ... Posted 77 total tackles, one forced fumble and one fumble recovery as a junior ... Named to *Vype Magazine's* DFW Top 100 list for 2014 ... Coached by Brian Brazil at Hebron HS.

**Personal:** Son of Sheila and Deatrich Wise ... Father, Deatrich Wise Sr., was selected in the ninth round of the 1988 NFL Draft by the Seattle Seahawks and also spent time with the New Orleans Saints and the CFL's British Columbia Lions ... Brother, Deatrich Wise Jr., played defensive end at Arkansas and was selected by the NFL's New England Patriots in the fourth round of the 2017 NFL Draft ... Selected Kansas over offers from Colorado, Missouri, SMU and Texas Tech ... Majoring in communication studies with a business minor.

## WISE'S CAREER STATS

TACKLES	G-S	UA	A	Total	TFL	Yds	PD	FF	FR	Blkd
2016	11-11	31	7	38	10.0	23	1	0	1	2
2015	12-7	17	9	26	5.5	22	1	0	0	1
<b>TOTAL</b>	<b>23-18</b>	<b>48</b>	<b>16</b>	<b>64</b>	<b>15.5</b>	<b>45</b>	<b>2</b>	<b>0</b>	<b>1</b>	<b>3</b>

## SACKS

SACKS	G-S	UA	A	Total	Yds
2016	11-11	3	0	3.0	11
2015	12-7	3	1	3.5	19
<b>TOTAL</b>	<b>23-18</b>	<b>6</b>	<b>1</b>	<b>6.5</b>	<b>30</b>

## WISE'S CAREER HIGHS

**Tackles:** 8, vs. Ohio (2016)

**Tackles for Loss:** 4.0, vs. Ohio (2016)

**Sacks:** 2.0, vs. Texas (2016)

**Pass Breakups:** 1, (2x), MR vs. Ohio (2016)

**Fumble Recoveries:** 1, at Oklahoma (2016)

**Blocked Kick:** 1, (3x), MR at K-State (PAT) (2016)

**Quarterback Hurries:** 2, vs. Rhode Island (2016)





**PEYTON BENDER**

#7

**Quarterback | 6-1 | 190 | JC | Junior**

Fort Lauderdale, Fla. | Cardinal Gibbons HS // Washington St. // Itawamba CC

**Career Honors:** 2017: Big 12 Commissioner's Honor Roll and Athletic Director's Honor Roll (spring).

**2016 (So. at Itawamba CC):** Played in nine games for head coach Sean Cannon ... Selected Mississippi Association of Community and Junior Colleges (MACJC) All-State Second Team ... Completed 65 percent of his passes, connecting on 211-of-324 attempts ... Threw for 2,733 yards on the season ... Averaged 303.7 yards-per-outing ... Tossed 21 touchdowns, compared to just four interceptions ... Completed over 60 percent of his passes in seven-of-nine contests ... Threw multiple touchdowns in five games ... Turned in a season-best 39-of-51 effort for 466 yards and six scores at Holmes Community College.

**2015 (Rfr. at Washington St.):** Played in five games on the season ... Started the Apple Cup at Washington ... Completed 53-of-91 passes for 498 yards on the season ... Added three touchdown passes, four interceptions and a completion percentage of 58.2 in the first action of his career ... Came off the bench in the season opener against Portland and completed 1-of-4 passes for 18 yards ... Was 1-for-2 for two yards against Oregon State and 2-for-5 for 57 yards and a key touchdown just before halftime in win at No. 18 UCLA ... Finished the contest against Colorado 13-for-22 for 133 yards with a TD and an interception ... In the Apple Cup, completed 36-of-58 passes for 288 yards, one touchdown and two interceptions.

**2014 (Fr. at Washington St.):** Redshirted his first season at Washington State ... Participated in the 2015 Crimson & Gray Spring Game and completed 29-of-42 pass attempts for 265 yards with two touchdowns (38,16) and two interceptions.

**High School:** Attended Cardinal Gibbons HS (Florida) ... Named 5A All-State honorable mention his senior season ... Went 167-for-256 for 2,184 yards, 28 touchdowns and six interceptions in 10 games ... Helped the team to a 9-1 record before breaking his collarbone in the 10th game, missing the remainder of the season ... Rated a three-star prospect by ESPN.com, Rivals.com and Scout.com ... Ranked the No. 25 pro-style quarterback in the country and No. 81 overall prospect in Florida by Rivals.com ... Scout.com listed him at No. 80 among Florida prospects ... Split time at quarterback as a junior ... Went 96-of-176 for 1,402 yards with 15 touchdowns and six interceptions.

**Personal:** Son of Kelly and Mike Bender ... Has one brother, Chase ... Chose Kansas over offers from Georgia and Western Kentucky ... Majoring in liberal arts and sciences.

**EARL BOSTICK**

#68

**Offensive Line | 6-6 | 270 | HS | Freshman**

Barnwell, S.C. | Barnwell HS

**High School:** Played for head coach Dwayne Garrick at Barnwell HS ... Helped lead BHS to a 12-2 overall mark in 2016, including an appearance in the South Carolina Class 2A state semi-finals ... Earned all-area selection honors as a defensive lineman as a senior ... Picked up all-region accolades as a tight end as both a junior and senior ... Selected to play in the 2017 Border Bowl featuring top players from South Carolina against Georgia, where he played defensive end and had seven tackles, three tackles for a loss and three quarterback hurries ... Finished his senior campaign with 80 tackles and 17.0 tackles-for-loss ... Caught seven passes for 247 yards and four touchdowns on offense.

**Personal:** Son of Evelyn Bostick ... Chose Kansas over Appalachian State ... Majoring in either pre-business or pre-mechanical engineering.

**ANTONIO COLE**

#14

**Safety | 6-0 | 198 | JC | Junior**

Tulsa, Okla. | Edmond North HS // Highland CC

**2016 (So. at Highland CC):** Spent a season at Highland Community College playing for head coach Aaron Arnold ... Tallied 53 tackles in 11 games on the season from the defensive backfield ... Notched more than four tackles in seven games ... Intercepted five passes on the year ... Disrupted seven pass attempts ... Totaled a season-high nine tackles at Garden City Community College ... Snatched two interceptions at Fort Scott Community College.

**2015 (Fr. at Northeastern Oklahoma A&M College):** Earned honorable mention All-Southwest Junior College Football Conference honors after his freshman season ... Totaled 18 tackles, including 1.0 for loss, while adding three pass breakups ... Recorded a season-high six tackles in back-to-back games against Navarro JC and Kilgore JC ... Played on a defense that ranked third in the conference, allowing just 211.0 passing yards per game ... A member of the Dean's List.

**High School:** Earned Oklahoma Class 6A-I District 2 All-State honors following his senior season at Edmond North HS as he recorded 49 tackles, intercepted seven passes and had three pass breakups ... Added four touchdown receptions on offense and set the single-game school record with 291 receiving yards ... Played in the Oklahoma Coaches Association All-Star Game ... Also competed in track & field and set the school record in the long jump with a mark of 23-9.

**Personal:** Son of Davone Cole ... Majoring in pre-business ... Played at Northeastern Oklahoma A&M College with current Jayhawks Cole Moos, Gabriel Rui and Justin Williams ... Also offered by Arkansas State, Colorado State, Texas State, Toledo and Tulsa.

**HASAN DEFENSE**

#13

**Cornerback | 5-11 | 180 | JC | Sophomore**

Jacksonville, Fla. | Atlantic Coast HS // Kilgore College

**2016 (Fr. at Kilgore College):** Spent the 2016 season at Kilgore College (Texas) ... Earned a consensus three-star rating from Rivals.com, ESPN.com and 247sports.com ... Played for head coach J.J. Eckert and turned in 57 tackles while picking off five passes on the season for the Rangers ... Intercepted two passes in two separate games in 2016 ... Broke up 14 pass attempts ... Produced 7.0 tackles in the opponent backfield as a defensive back ... Accrued a season-high nine tackles at Blinn College on Sept. 24.

**High School:** Attended Atlantic Coast High School (Florida) ... Played for head coach Ed White ... Earned five letters between football, basketball and track & field.

**Personal:** Son of Amakeda Ponds ... Chose Kansas over offers from Cincinnati, Central Florida and Utah ... Majoring in communication studies with a minor in sport management.

**JAY DINEEN**

#43

**Linebacker | 6-2 | 235 | HS | Freshman**

Lawrence, Kan. | Free State HS

**High School:** Earned a two-star rating from 247sports.com ... Completed a decorated prep career for Free State HS head coach Bob Lisher in 2016 ... Helped the Firebirds to a 2016 Sunflower League championship ... Etched his name as the school's single-season leading tackler with 80 unassisted stops and 22 tackles-for-loss ... Also broke up seven passes and ripped loose four fumbles ... Named Kansas Class 6A First Team All-State as a linebacker ... Earned All-Simone Team honors as an offensive lineman ... Helped the Firebirds to three-straight district championships ... Also lettered in basketball.

**Personal:** Son of Joe and Jodi Dineen ... Has three brothers: Joe, Jax and Jet ... Comes from a long line of Jayhawks as his brother, Joe, is a current Jayhawk and was a 2016 football captain, starting at linebacker in 2015-16 ... Both of his parents are KU grads and his mother, Jodi Oelschlager, was a volleyball letterwinner (1986-89) ... Grandfather, Ron Oelschlager, played running back at KU (1962-64) ... Great-grandfather, J. Roy Holliday, played basketball at KU under legendary coach Phog Allen (1936-37) ... Majoring in pre-sport management with a minor in business.

Kt

Mj

Cs

O

R

Rb

H



## JOSEPH GILBERTSON

#79

**Offensive Line | 6-4 | 285 | HS | Freshman**  
Wichita, Kan. | Wichita Northwest HS

**High School:** Earned five letters between football and wrestling during his time at Wichita Northwest HS ... Twice helped the Grizzlies to Wichita City League championships ... Played for head coach Steve Martin ... Named all-metro and all-city twice ... Earned Kansas Top-33 honors and all-state honors ... Selected to play in the Kansas Shrine Bowl.

**Personal:** Son of Wade and Becky Gilbertson ... Has three siblings: John, Jacob and James ... Undecided on a major.



## QUAN HAMPTON

#6

**Wide Receiver | 5-8 | 170 | HS | Freshman**  
Texarkana, Texas | Texas HS

**High School:** Played under head coach Barry Norton at Texas HS ... 2016 District 16 Offensive MVP ... Earned all-district honors in 2015 and 2016 ... Set Texarkana's Texas High School records in receptions and receiving yards and for most receptions in a single game ... Caught 20 passes in 2015 for 385 yards and four touchdowns as a junior ... Also fielded 13 punts for an average of 12 yards per return ... Helped lead Texas High to a share of the District 15-5A championship before falling in the Class 5A Division I bi-district playoff round ... Also an all-district pick in basketball.

**Personal:** Son of Antionette Shaw and Torrey Hampton ... Undecided on a major.



## ZACH HANNON

#56

**Offensive Line | 6-5 | 295 | TR | Senior**  
Kansas City, Mo. | Rockhurst HS // Nebraska

**2016 (Jr. at Nebraska):** Saw action on the Huskers' kicking unit against Fresno State and Minnesota.

**2015 (So. at Nebraska):** Did not see any game action.

**2014 (RFr. at Nebraska):** Played in all 13 games, working as a shield blocker on NU's punting unit ... Helped Sam Foltz rank fifth in the Big Ten in punting, while NU was also fourth in the league in net punting ... Also provided depth on the offensive line.

**2013 (Fr. at Nebraska):** Hannon redshirted in his first season in 2013.

**High School:** Prepped at Rockhurst HS under coach Tony Severino ... Helped lead Rockhurst to a 9-3 record and a trip to the third round of the state playoffs as a senior ... Did not allow a sack on the season and recorded 34 pancake blocks ... Earned first-team Class 6A all-state honors in Missouri ... First-team All-Metro pick by the *Kansas City Star* ... Participated in the Semper Fi All-Star Game in Arizona following his senior season ...

Regarded as one of the top-10 prospects in the state of Missouri and among the top-50 offensive line prospects in the country ... Helped Rockhurst to a 10-2 record and a trip to the Class 6A quarterfinals as a junior ... Also a standout attacker on the lacrosse field ... Guided Rockhurst to a 15-5 record and a trip to the state semifinals, scoring seven goals with 22 assists and 35 ground balls as a senior.

**Personal:** Son of Timothy and Deborah Hannon ... Earned his bachelor's degree from Nebraska in marketing/management ... Named to the Nebraska Scholar-Athlete Honor Roll three times.



## J.J. HOLMES

#88

**Defensive Tackle | 6-3 | 335 | JC | Junior**  
Chipley, Fla. | Chipley HS // Hutchinson CC

**2015-16 (Fr.-So. at Hutchinson CC):** Touted as a three-star defensive tackle by Rivals.com ... Produced 44 tackles on the year from the interior of the defensive line ... Also got to the quarterback 8.5 times playing under head coach Rion Rhoades ... Ranked fifth in the Kansas Jayhawk Community College Conference (KJCCC) with 8.5 sacks ... Named to the KJCCC First Team in 2016.

**High School:** Attended Chipley HS ... Contributed 30 tackles in nine games as a senior ... Earned First Team Class 1A honors as an offensive lineman ... Also lettered in basketball.

**Personal:** Son of Pamela and John Holmes Sr. ... Chose Kansas over offers from Colorado State, Iowa State, Kansas State, Kentucky, Missouri, Southern Miss, South Florida, UCF and Western Kentucky ... Majoring in liberal arts and sciences.



## KERR JOHNSON JR.

#14

**Wide Receiver | 5-11 | 180 | JC | Junior**  
Santa Rosa, Calif. | Analy HS // Santa Rosa JC

**Career Honors: 2017:** Big 12 Commissioner's Honor Roll and Athletic Director's Honor Roll (spring).

**2015-16 (Fr.-So. at Santa Rosa Junior College):** Played under head coach Lenny Wagner ... Earned 2016 NCFC All-Bay 6 League First Team honors ... Recorded snaps in 10 games at wide receiver in 2016 ... Grabbed 50 passes on the season ... Contributed a team-leading 894 yards ... Averaged 89.4 receiving yards-per-outing ... Snatched a team-best 11 receiving touchdowns ... Long reception of 94 yards ... Totaled over 100 yards in five contests ... Hauled in eight receptions for 202 yards and three scores against San Joaquin Delta ... Posted a season-high nine receptions on two occasions ... Earned 2015 NCFC All-Bay 6 League First Team honors ... Played in 11 games as a freshman, catching 40 passes for 873 yards and seven touchdowns ... Had a season-long 79-yard reception, while averaging 79.4 receiving yards per game.

**High School:** Prepped at Analy HS ... Caught 56 passes and turned in 1,209 yards in his final season ... On the receiving end of 21 touchdowns in 2014 under head coach Daniel Bourdon ... Rushed three times and netted 101 yards and a score as a senior.

**Personal:** Son of Sheila and Kerr Johnson Sr. ... Majoring in pre-business accounting.





**KYRON JOHNSON** #24

**Linebacker | 6-1 | 210 | HS | Freshman**  
Arlington, Texas | Lamar HS

**Career Honors:** 2017: Big 12 Commissioner's Honor Roll and Athletic Director's Honor Roll (spring).

**High School:** Received three-star recognition from Rivals.com ... Transitioned to linebacker as a junior at Lamar HS ... Accumulated 125 tackles as a senior under head coach Laben Delay ... Named to the District 4-6A First Team by district coaches as a senior.

**Personal:** Son of Broderic and Stephanie Johnson ... Has one sibling, Kayron ... Graduated from Lamar a semester early and enrolled in KU for the spring 2017 semester ... Majoring in pre-exercise science pre-med.



**LIAM JONES** #46

**Kicker | 5-10 | 170 | HS | Freshman**  
Choctaw, Okla. | Choctaw HS

**High School:** Finished his prep career at Choctaw HS with 174 points ... Led the Yellowjackets in scoring his junior and senior seasons ... Earned All-State Honorable Mention honors in 2016 under head coach Todd Dilbeck ... Bestowed the Burlsworth Award for outstanding character and sportsmanship ... Helped the Yellowjackets to a trio of football academic state championship distinctions ... Also lettered in soccer ... Member of the A-B honor roll ... Selected to the National Honor Society and was active in Choctaw's student leadership team.

**Personal:** Son of Adam and Kamie Jones ... Has four siblings: Havyn, Gavyn, Sophie and Allie ... Majoring in pre-business.



**OCTAVIUS MATTHEWS** #12

**Running Back | 6-1 | 200 | JC | Junior**  
Stevenson, Ala. | North Jackson HS // Itawamba CC

**2015-16 (Fr.-So. at Itawamba CC):** Procured a four-star rating by ESPN.com and three stars from Rivals and 247sports ... Rated the 63rd-best JUCO prospect by Rivals ... Spent two seasons playing for head coach Sean Cannon ... Saw action in 19 games and accumulated 1,453 yards on 184 carries ... Averaged nearly eight yards-per-carry over his two seasons in Itawamba's backfield ... Scored nine touchdowns on the ground in his junior college career ... Posted a team-best 808 yards rushing as a freshman and 645 yards as a sophomore ... Pulled in 28 passes and gained 367 receiving yards over two seasons ... Totaled five receiving touchdowns.

**High School:** Played for head coach Mark Rose at North Jackson HS ... A finalist for the state of Alabama's "Mr. Football Award" ... Named Class 4A First Team All-State and was a finalist for the Class 4A Back of the Year ... Earned All-Tennessee Valley First Team honors ... Ran for 1,773 yards and 26 touchdowns ... Also grabbed 356 yards worth of passes for an additional four scores ... Returned three kickoffs for touchdowns and one punt for a score ... Totaled 33 tackles on the defensive side of the ball.

**Personal:** Son of Johnathan and the late Kristy Bradford ... Has one sister, Joneisha ... Chose Kansas over offers from Auburn, Louisville, Middle Tennessee, Mississippi State, Purdue and Troy ... Majoring in pre-business.



**WILLIE MCCALED** #44

**Defensive End | 6-2 | 240 | JC | Junior**  
Grenada, Miss. | Grenada HS // Northwest Mississippi CC

**2015-16 (Fr.-So. at Northwest Mississippi CC):** Played in all 12 games as a sophomore under head coach Benji Parker ... Selected Mississippi Association of Community and Junior Colleges (MACJC) First Team ... Collected 42 total tackles, including a team-high 16.5 tackles-for-loss ... Registered 10 sacks and 12 quarterback hurries to go along with one fumble recovery and one pass breakup in 2016 ... Received snaps in all 12 games and made three starts on the interior defensive line as a freshman ... Tallied 23 tackles in 2015 ... Gathered 5.5 tackles-for-loss ... Contributed 2.5 sacks ... Disrupted three passes ... Intercepted a pass ... Blocked a kick ... Hurried the quarterback 10 times ... Gathered a season-high six tackles against Northeast.

**High School:** Attended Grenada HS ... Helped the Chargers to a 9-4 record and an appearance in the Class 6A playoffs in 2014 ... Totaled 48 tackles and 18.0 stops in the backfield ... Notched 2.0 sacks ... Earned the team's best lineman distinction as a senior.

**Personal:** Son of Juanita McCaleb ... Has one brother, DeMarcus ... Majoring in communication studies with a minor in sport management.



**KEYSHAUN SIMMONS** #98

**Defensive Tackle | 6-2 | 285 | JC | Junior**  
Jackson, Miss. | Ridgeland HS // Pearl River CC

**2015-16 (Fr.-So. at Pearl River CC):** Gained a two-star rating from Rivals.com ... Gathered 41 tackles in 2016 for head coach David Saunders ... Also registered 4.5 tackles behind the line-of-scrimmage and produced 1.5 sacks ... Broke up three passes from his defensive end position.

**High School:** Attended Ridgeland HS and was a three-year starter for head coach Kenny Burton ... Garnered three first-team all-conference, first-team all-county, first-team all-region and second-team all-state honors ... Helped the Titans to a conference championship and regional championship in 2012 ... Captain of the 2014 third-place conference and regional-finishing team ... Also lettered for two years in basketball and was a member of the honor roll.

**Personal:** Son of Jerra Simmons and Stephanie Young ... Has one brother, Kenton, and a sister, Kayla ... Majoring in pre-mechanical engineering.



**KENYON TABOR** #13

**Tight End | 6-4 | 215 | HS | Freshman**  
Derby, Kan. | Derby HS

**High School:** A consensus three-star recruit according to ESPN.com, Rivals.com and 247sports ... Rated the fifth-best player in the state of Kansas by Rivals ... Helped Derby HS to consecutive Kansas Class 6A state titles and three championships in four seasons ... Played for head coach Brandon Clark at Derby ... Named one of the Top 11 players in Kansas by the *Wichita Eagle* in 2016 ... A unanimous First Team All-State honoree as a senior ... Grabbed 69 passes for 1,258 yards as a senior ... Scored 12 touchdowns, including a touchdown and game-tying two-point conversion, in the state championship victory over Blue Valley ... In the final four games of 2016 he snagged 35 passes and gained 629 yards, while hauling in three touchdowns ... As a junior contributed 41 catches for 713 yards and seven scores ... Also lettered in basketball.

**Personal:** Son of Pete and Deb Tabor ... Has a brother, Kurtis ... Chose Kansas over Kansas State ... Undecided on a major.

**SHAKIAL TAYLOR**

#8

**Cornerback | 6-0 | 175 | JC | Junior**

Lakeland, Fla. | Chaparral HS // South Dakota St. // Mesa CC

**2016 (So. at Mesa CC):** Saw action in all 11 games for head coach Ryan Felker ... Contributed 42 tackles, third-most among secondary players in 2016 ... Averaged 3.8 tackles-per-game ... Assisted on a tackle-for-loss ... Picked off one pass ... Disrupted a team-second-best 18 pass attempts ... Gathered a season-high nine tackles at Phoenix College.

**2015 (Fr. at South Dakota State):** Played in 11 games in the secondary ... Collected seven tackles during his time with the Jackrabbits ... Broke up one pass.

**High School:** Picked off four passes during his senior season at Chaparral HS ... Tallied 29 tackles and helped the Firebirds to a playoff berth.

**Personal:** Uncle, Robert Nelson, plays for the Houston Texans ... Majoring in pre-sport management with a minor in business.

**ROBERT TOPPS III**

#28

**Cornerback | 6-2 | 190 | HS | Freshman**

Chicago, Ill. | Marist HS

**High School:** Rated a three-star prospect by ESPN.com, Rivals.com and 247sports.com ... Helped Marist HS to an 8-2 record and a playoff berth in 2016 ... Named First Team All-East Suburban Catholic Conference playing for head coach Pat Dunne ... Helped the Redhawks to a 2015 Illinois State Championship appearance and a 2016 ESCC championship ... Posted three interceptions, a blocked field goal, two punt blocks and a special teams touchdown as a senior ... Also lettered in basketball.

**Personal:** Son of Robert and Latanya Topps ... Chose Kansas over offers from Ball State, Bowling Green, Central Michigan, Connecticut, Nevada, New Mexico, Northern Illinois, Western Michigan, Wyoming and Youngstown State ... Majoring in pre-sport management with a minor in business.

**ANDRU TOVI**

#77

**Offensive Line | 6-3 | 310 | JC | Sophomore**

Halawa, Hawaii | Mililani HS // Pima CC

**2016 (Fr. at Pima CC):** Played one season at Pima CC under head coach Jim Monaco ... Started all 10 games at right guard for the Aztecs ... Earned a 3.8 grade point average during his time at Pima.

**High School:** Earned four letters at Mililani HS under head coach Rod York ... Also played basketball at MHS ... Started all four years on the offensive line for the Trojans ... Helped lead MHS to its first-ever state title in 2014 ... Named all-state offensive lineman in 2013, 2014 and 2015 ... Earned Mililani's Offensive MVP in 2015.

**Personal:** Son of Brenda and Paea Tovi ... One of six kids in his family ... Has three sisters: Aaliyah, Ella and Teisah ... Has two brothers: Roman and Valeliano ... Enjoys swimming and hiking in his free time ... Majoring in pre-nursing.

**DOM WILLIAMS**

#25

**Running Back | 5-10 | 190 | HS | Freshman**

McKinney, Texas | Independence HS

**High School:** Touted as a four-star recruit and the 17th-best running back in the country by Rivals.com ... Garnered three-star recognition from ESPN.com and 247sports ... Played for head coach Kyle Story at Independence HS his senior year ... Finished his prep career ranked 10th all-time on the state of Texas' rushing list ... Ran his way to Texas Class 5A First Team All-State honors as a senior ... Totaled 28 touchdowns and 1,922 yards on only 184 carries in 2016 ... A four-time First Team All-District running back and a three-time First Team All-State running back.

**Personal:** Son of Damien and Diana Williams ... Has two siblings, Deja and Daniel ... Father, Damien, played football at Cal ... Chose Kansas over offers from Arizona State, Baylor, Boise State, Illinois, New Mexico, Purdue, SMU, Texas State and Utah ... Majoring in economics.

**TAKULVE WILLIAMS**

#16

**Wide Receiver | 6-0 | 185 | HS | Freshman**

New Orleans, La. | St. Augustine HS

**High School:** Rated a three-star prospect by ESPN.com and 247sports ... Earned two-star recognition from Rivals ... Recognized to the NOLA All-Metro team as a return specialist ... Took two kickoffs and two punts back for touchdowns ... Averaged 25.8 return yards on punts ... Named the New Orleans Male Athlete of the Week by the *New Orleans Times-Picayune* after returning a punt 90 yards for a touchdown and a kickoff 98 yards for a score against Brother Martin.

**Personal:** Son of Takulve Williams and Hyatta Droughn ... Has two siblings, Terrell and Takeila ... Chose Kansas over offers from Ball State, Louisiana-Lafayette, Louisiana-Monroe, McNeese State, Memphis, UTSA, Troy and Tulane ... Undecided on a major.



**JELANI ARNOLD** #91

**Defensive End | 6-2 | 225 | HS | Freshman**  
Irving, Texas | MacArthur HS



**TOM BARRETT** #41

**Safety | 6-1 | 200 | HS | Freshman**  
Cleveland, Ohio | St. Ignatius HS



**KASHE BOATNER** #87

**Linebacker | 6-1 | 230 | HS | Freshman**  
Phenix City, Ala. | Glenwood HS



**COLE BRUNGARDT** #37

**Kicker | 6-5 | 200 | HS | Freshman**  
Lawrence, Kan. | Lawrence HS



**SAM BURT** #59

**Offensive Line | 6-4 | 240 | HS | Freshman**  
Abilene, Kan. | Abilene HS



**NICK CAUDLE** #45

**Safety | 6-0 | 185 | HS | Freshman**  
Atchison, Kan. | Maur Hill HS



**MILES FALLIN** #15

**Quarterback | 6-5 | 210 | HS | Freshman**  
Canyon Country, Calif. | Canyon HS



**KEZELEE FLOMO** #30

**Running Back | 5-10 | 215 | TR | Sophomore**  
Fridley, Minn. | Totino Grace HS // North Dakota School of Science



**DAI COYE HALEY** #92

**Defensive Tackle | 6-2 | 290 | HS | Freshman**  
Atchison, Kan. | Atchison HS



**CAPERTON HUMPHREY** #35

**Fullback | 6-2 | 207 | TR | Sophomore**  
Ona, W.Va. | Cabell Midland HS // Eastern Kentucky



**TRAVIS JORDAN** #17

**Wide Receiver | 6-2 | 170 | HS | Freshman**  
Pratt, Kan. | Pratt HS



**HUNTER KAUFMAN** #80

**Wide Receiver | 6-2 | 190 | HS | Freshman**  
New Orleans, La. | Landry Walker HS



**QUINTON MCQUILLAN** #36

**Fullback | 6-2 | 225 | HS | Freshman**  
Leavenworth, Kan. | Lansing HS



**KENDALL MORRIS** #28

**Running Back | 5-10 | 200 | TR | Junior**  
St. Louis, Mo. | Francis Howell Central HS // Austin Peay



**COOPER ROOT** #30

**Linebacker | 6-2 | 220 | HS | Freshman**  
Wichita, Kan. | Wichita Collegiate HS



**SAM SCHROEDER** #46

**Fullback | 6-0 | 225 | HS | Freshman**  
Wichita, Kan. | Trinity Academy



**JACK WILLIAMS** #62

**Offensive Line | 6-3 | 270 | HS | Freshman**  
Argyle, Texas | Argyle HS



DON'T RUN  
FOR SPORT.  
RUN TO  
DOMINATE  
SPORT.

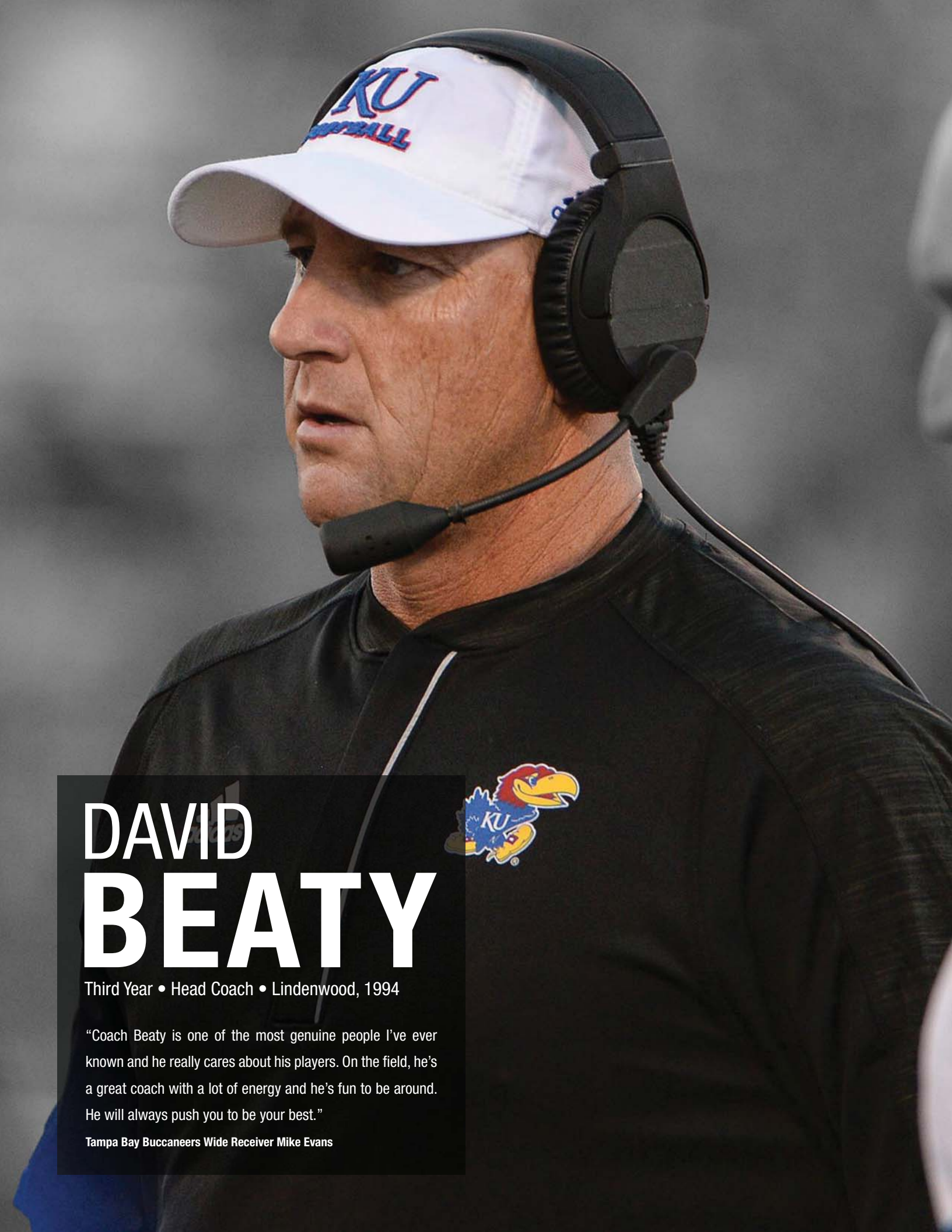
ALPHABOUNCE

ROCK  
CHALK

JAYHAWK

COACHES/STAFF





# DAVID BEATY

Third Year • Head Coach • Lindenwood, 1994

“Coach Beaty is one of the most genuine people I’ve ever known and he really cares about his players. On the field, he’s a great coach with a lot of energy and he’s fun to be around. He will always push you to be your best.”

Tampa Bay Buccaneers Wide Receiver Mike Evans



<b>Path to Kansas</b>	
2015-	 Kansas Head Coach
2012-14	 Texas A&M WR/Recruiting Coordinator
2011	 Kansas Co-Offensive Coordinator/WR
2010	 Rice Offensive Coordinator
2008-09	 Kansas Wide Receivers
2006-07	 Rice Pass Game Coordinator/WR
2002-05	 Irving MacArthur HS Head Coach
2001	 North Dallas HS Head Coach

**DEZMON BRISCOE**  
 KU ALL-AMERICAN

“Coach Beaty developed me as a receiver, but he also developed me as a man. When he came to KU, he took me under his wing and really helped me mature off the field. We have a great relationship and still communicate to this day.”

**FAST-PACED**  
 EARN EVERYTHING  
**UP-TEMPO**



Kf
Mj
<b>Cs</b>
O
R
Rb
H



DAVID BEATY

## POSITION

HEAD COACH

## ALMA MATER

LINDENWOOD, '94

## HOMETOWN

GARLAND, TEXAS

## WIFE

RAYNEE

## CHILDREN

AVERIE &amp; ALEXA

David Beaty, who is now in his third season as the head coach at the University of Kansas, took the reins of the KU football program Dec. 5, 2014, with more than 20 years of coaching experience, including two previous stints as an assistant coach with the Jayhawks.

In his second season at the helm Beaty engineered a late-November overtime victory over Texas – the program's first win against the Longhorns since 1938. Following the season, league coaches voted 11 Jayhawks to an All-Big 12 Conference team, the most since 2007 when 14 players were honored from the record-breaking 12-1 Orange Bowl champions. Senior safety Fish Smithson and sophomore defensive end Dorance Armstrong Jr., received First Team honors, while Armstrong became Kansas' only unanimous All-Big 12 First Team selection since the league's inception in 1996.

A native of Garland, Texas, Beaty came back to KU after spending the three previous seasons as the Texas A&M wide receivers coach, where he also coordinated all the recruiting efforts during the 2013-14 seasons.

Under Beaty's tutelage, the Aggies' wide receivers were a record-setting group. With first-team All-American Mike Evans leading the way in 2013, the Aggies set team records for receiving yards, receiving touchdowns and completion percentage. Evans set the A&M record with 1,394 receiving yards and matched the receiving touchdowns record with 12. He also shattered and re-broke the single-game receiving record with 279 yards vs. Alabama and 287 yards against Auburn. Evans went on to become the Aggies' first wide receiver to be selected in the first round of the NFL Draft. Texas A&M was the only team in the nation with four 50-catch, 600-yard receivers in 2013.

In 2012, the Aggies had six wideouts who produced 19 or more catches, including more than 70 each by senior Ryan Swope and Evans.

Beaty went to Texas A&M after serving as offensive coordinator at both Kansas and Rice.

Beaty spent the 2010 season as the offensive coordinator at Rice, where he helped the team average 28.7 points and 375.3 yards per game. Prior to his second stint at Rice, Beaty was the wide receivers coach at Kansas during the 2008 and 2009 seasons.

During his first tour at KU, he helped receivers Kerry Meier and Dezmon Briscoe develop into NFL-caliber players. Meier, who was taken in the fifth round of the 2010 NFL Draft, received All-Big 12 accolades in 2008 and 2009, while Briscoe, a sixth-round selection in the 2010 NFL Draft, was an All-American and All-Big 12 First Team pick in 2009. In 2008 five different KU players produced a total of 15 100-yard receiving games. Among the school records set by KU wide receivers in 2008 were season receptions, game receptions, season yards, game yards, and season touchdowns.

Beaty spent the 2006 and 2007 seasons as the wide receivers coach at Rice. In 2006 he served as passing game coordinator as the team made its first bowl game in 45 years (the New Orleans Bowl). He had two players - Jarrett Dillard and James Casey - drafted by NFL teams following the 2007 season. Dillard ranked in the top-25 nationally in both receptions and yards in 2007, and he led the nation in touchdown receptions (21) in 2006.

Beaty is a 1994 graduate of Lindenwood (St. Charles, Mo.) College, where he played football and served as a team captain from 1992-93. He was a four-year starter at wide receiver and led the team in receptions for three-straight seasons. He played both football and soccer at Garland (Texas) High School where he graduated in 1989.

Beaty and his wife, Raynee, have two daughters, Averie (17) and Alexa (12).

## INSIDE THE NUMBERS

21

YEARS  
EXPERIENCE

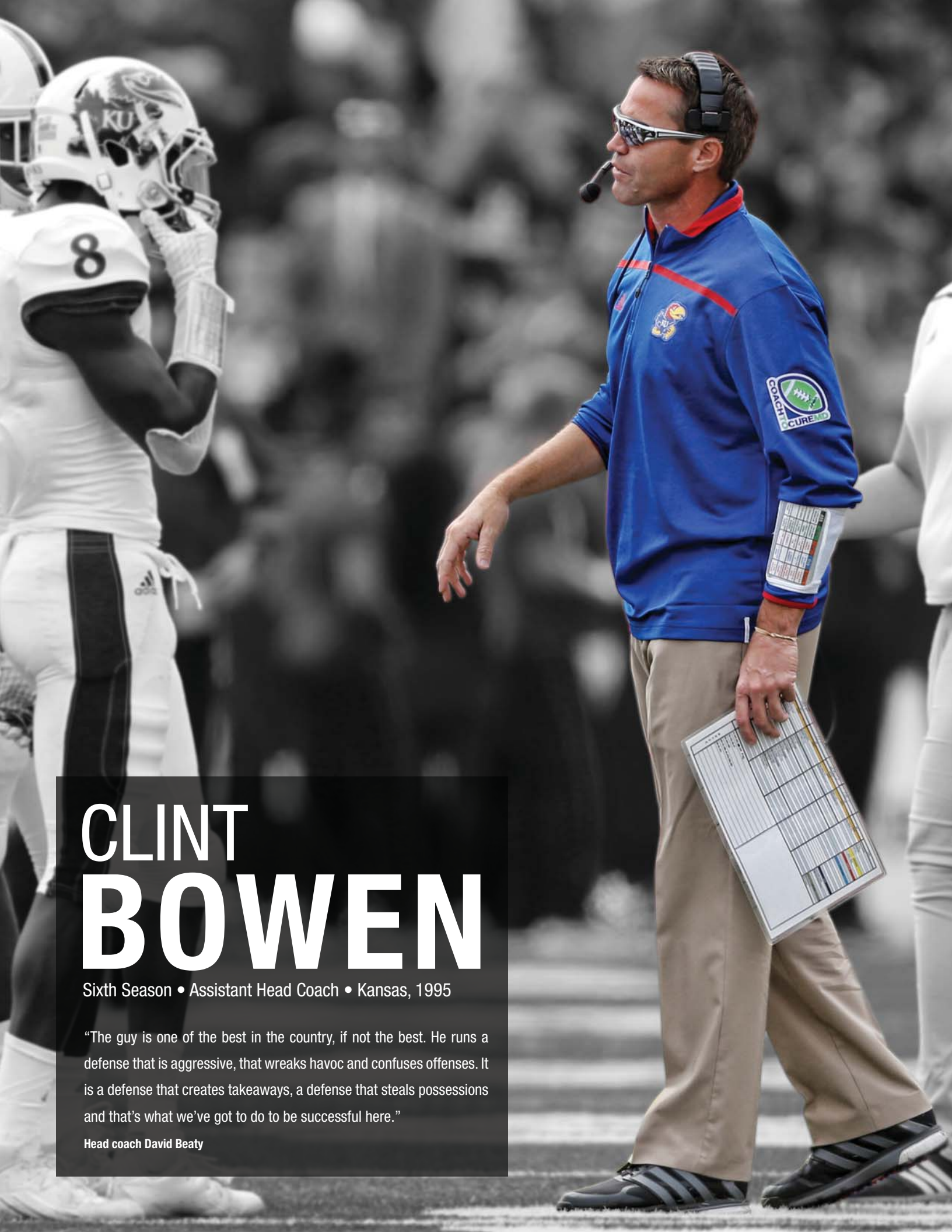
9

NFL  
PLAYERS

4

POSTSEASON  
APPEARANCES

THE BEATY FAMILY: RAYNEE, ALEXA, DAVID AND AVERIE.



# CLINT BOWEN

Sixth Season • Assistant Head Coach • Kansas, 1995

“The guy is one of the best in the country, if not the best. He runs a defense that is aggressive, that wreaks havoc and confuses offenses. It is a defense that creates takeaways, a defense that steals possessions and that’s what we’ve got to do to be successful here.”

Head coach David Beaty



## CLINT BOWEN

## POSITION

ASST. HC / DC / S

## ALMA MATER

KANSAS, '95

## HOMETOWN

LAWRENCE, KAN.

## WIFE

KRISTIE

## CHILDREN

BAYLOR &amp; BANKS

Heading into his 19th year on the Kansas coaching staff and 22nd year overall with the program, Clint Bowen is serving as the assistant head coach and defensive coordinator on David Beaty's staff.

Bowen coached a pair of hard-hitting safeties for KU in 2016. Led by veteran Fish Smithson with 93 tackles and freshman Mike Lee with 77 stops--the Jayhawk backfield was in good hands. Smithson went on to earn All-Big 12 First Team honors on his way to signing a free agent contract with the Washington Redskins. Lee found his name on *Athlon Sports'* Freshman All-America Team, while he also picked up All-Big 12 honorable mention honors from the league coaches.

In 2015, Bowen guided safety Smithson to a FBS-leading 87 solo tackles. Smithson came within three tackles of tying Bowen's top-three mark in KU history for tackles in a season by a defensive back and became the first DB to lead the team in tackles since Darrell Stuckey in 2009. Smithson's 111 tackles were the most by a DB since 1998.

Bowen was tabbed as the Jayhawks' interim head coach on Sept. 28, 2014, posting a 1-7 mark while guiding KU through the remainder of the 2014 campaign. He had previously served as the

special teams coordinator and defensive backs coach in 2012, before moving over to coaching the linebackers in January of 2013, then adding the title of defensive coordinator in December of 2013.

In addition to his interim head coach duties, Bowen still tutored the Jayhawk linebackers, specifically Ben Heeney, who was a unanimous All-Big 12 First Team selection in 2014 and a fifth-round pick in the 2015 NFL Draft.

The Lawrence native and 1995 KU grad has returned to his roots, as he accumulated 13 years of coaching experience with the Jayhawks prior to his latest return to Lawrence. He began his

Kansas coaching career by working as a defensive graduate assistant coach for KU in 1996. He then worked one season as a graduate assistant at Minnesota before returning to Kansas as a graduate assistant in 1998-99 and then serving as assistant director of football operations during the 2000 season.

Bowen and his wife, Kristie, have two sons, Baylor and Banks. Kristie Bowen was the 2014 Mrs. Kansas and was named Miss Kansas in 2001.

## INSIDE THE NUMBERS

21

YEARS  
EXPERIENCE

6

NFL  
PLAYERS

4

POSTSEASON  
APPEARANCES

THE BOWEN FAMILY: BANKS, CLINT, KRISTIE AND BAYLOR.

Access full bio at [KUathletics.com/FBStaff](http://KUathletics.com/FBStaff)

Path to  
KansasKansas  
2012-North Texas  
2011Western Kentucky  
2010Kansas  
1998-2009



adidas  
**KANSAS  
JAYHAWKS**  


# DOUG MEACHAM

First Season • Offensive Coordinator/Wide Receivers • Oklahoma State, 1988

“I am thrilled to be adding someone of the caliber of Doug Meacham to our staff. Doug is someone I have admired for quite some time for his creativity on the offensive side of the ball. I have had to go up against him several times and it was always a huge challenge because of his ability to direct an offense. I am incredibly thankful to have him on our staff moving forward.”

Head coach David Beaty



DOUG MEACHAM

## POSITION

OFF. COORD. / WR

## ALMA MATER

OKLAHOMA ST., '88

## HOMETOWN

ARLINGTON, TEXAS

## WIFE

KENDALL

## CHILDREN

PEYTON, COLE &amp; BROOKS

team since Northwestern improved 24 points between 1999-2000.

The 2014 Horned Frogs ranked second in the nation in scoring (46.5 ppg) and tied for fifth in total offense (533.0 ypg). TCU set 26 school records for offense, winning both its first Big 12 championship and the Chick-fil-A Peach Bowl. Meacham was a 2014 finalist for the Broyles Award, recognizing the nation's top assistant coach.

Meacham went to the Horned Frogs after serving as co-offensive coordinator and quarterbacks coach at the University of Houston for the 2013 season.

Kansas marks the sixth school at which Meacham has been an offensive coordinator. In addition to his roles

at TCU and Houston, Meacham coordinated offenses at Samford (2002-04), Henderson State (1999-00), Jacksonville State (1997-99) and Georgia Military (1994-96).

Prior to arriving at Houston, Meacham spent eight seasons (2005-12) as the tight ends/inside receivers coach at Oklahoma State. He was the Cowboys' passing game coordinator in the 2008-09 campaigns. Meacham was part of two of the most successful eras in Oklahoma State football history, first as a student-athlete (1984-87) and then during his tenure as an assistant coach.

Meacham is married to the former Kendall Deas and they have three children: Peyton, Cole and Brooks.

## INSIDE THE NUMBERS

30

YEARS  
EXPERIENCE

17

NFL  
PLAYERS

10

POSTSEASON  
APPEARANCES

Kansas football head coach David Beaty added a veteran offensive mind to his staff bringing in Doug Meacham as offensive coordinator in January 2017. In addition to calling the Jayhawk offense, Meacham will coach the KU wide receivers.

Meacham arrived in Lawrence after spending the previous three seasons at TCU where he served as the co-offensive coordinator while mentoring the Horned Frog inside receivers.

In each of his three seasons, the Horned Frogs' offensive attack ranked among the nation's best. Despite replacing a Heisman candidate in quarterback Trevone Boykin in 2016, the TCU offense averaged 31 points per game while ranking 29th nationally in total offense with 463.2 yards per game.

In 2015, for the second-straight year, TCU set single-season school records in several major statistical categories. Additionally, the Horned Frogs ranked third nationally in total offense (562.8 yards per game) and seventh in scoring (42.1 points per game).

In his first season at TCU, 2014, Meacham helped the Horned Frogs become the nation's most-improved offense in total yards (+188.2 ypg) and scoring (+21.4 ppg). TCU's 21.4 points per game improvement broke the Big 12 record of 19.1 set by Oklahoma in 1999 (35.8; 16.7, 1998) and was the largest increase by any



THE MEACHAM FAMILY: KENDALL, BROOKS, PEYTON, COLE AND DOUG.

Access full bio at [KUAthletics.com/FBStaff](http://KUAthletics.com/FBStaff)

Path to  
KansasKansas  
2017-

TCU

TCU  
2014-16Houston  
2013

OSU

Okla. State  
2005-12Samford  
2002-04Henderson St.  
1999-2000Jacksonville St.  
1997-98GMC  
1991-96



TODD BRADFORD	
POSITION	LINEBACKERS
ALMA MATER	SOUTHERN UTAH, '86
HOMETOWN	SALT LAKE CITY, UTAH
WIFE	SONDRA
CHILDREN	KODY, ASHLEE, HAILEE & WHITNEE

Kansas football head coach David Beaty stayed true to his philosophy of surrounding his program with assistant coaches who are well-rounded by announcing the hiring of Todd Bradford as linebackers coach on January 15, 2016.

After having success at a number of stops, Bradford, who has coached in Conference USA, the Big 12,

### DAVID BEATY ON BRADFORD

"I have made it a point to hire coaches who are not just talented in one area. I want our staff to consist of men who can get after it in recruiting and at the same time develop the players in our program and Todd definitely fits that mold."

Big Ten and ACC, gives the Jayhawks another experienced assistant coach who stands out both in his recruiting abilities and his development of players.

In his 25 years of collegiate coaching, Bradford has a combined 36 players that he either recruited or coached who have gone on to have careers in the National Football League.

Bradford came to Kansas after most recently serving as the defensive coordinator and secondary coach at Maryland, the fourth time in his career he has held those dual roles.

Prior to his time with the 'Terps, Bradford coached in bowl games in five-straight seasons and was a coordinator on both sides of the ball, spending three seasons as the defensive coordinator/secondary coach at Southern Mississippi (2008-10).

Bradford went to Southern Miss after spending three seasons (2005-07) as Oklahoma State's linebackers coach.

During his time in Stillwater, Oklahoma, he coached two freshman All-Americans in Patrick Levine (2006 first team - Rivals.com) and Chris Collins (2006 second team - Rivals.com), and helped the team reach a pair of bowl games.

Prior to his stint at OSU, Bradford worked on the other side of the football as the offensive coordinator at Brigham Young for two seasons.

While at BYU, he coached a pair of award-winning wide receivers in Todd Watkins, an honorable mention All-American, and Austin Collie, the Mountain West Conference Freshman of the Year and a freshman All-American.

Bradford served as secondary and kickoff coverage coach at Middle Tennessee in 2002, and was the defensive backs coach at Wisconsin from 2000-01.

While with the Badgers, Bradford tutored Jamar Fletcher, who led the Big Ten in interceptions and won the 2000 Jim Thorpe Award. Fletcher then was taken in the first round of the 2001 NFL Draft by the Miami Dolphins.

From 1997-99, Bradford worked on the staff at Louisiana Tech, serving as the defensive coordinator. Bradford was also on the defensive staff at Eastern Michigan from 1995-96.

He was the defensive coordinator at Lehigh in 1994 and helped guide the Engineers to the Patriot League championship game.

Bradford began his coaching career in 1987 at his alma mater, Southern Utah, before moving on to New Hampshire as an assistant coach and recruiting coordinator from 1988-93.

Bradford and his wife, Sondra, have a son, Kody, and three daughters: Ashlee, Hailee and Whitnee.



THE BRADFORD FAMILY: KELSEY, OTTO, KODY, WHITNEE, SONDRA, TODD, HAVEN, ASHLEE, MILES, JACOB, HAILEE AND MICHAEL.

Access full bio at [KUathletics.com/FBStaff](http://KUathletics.com/FBStaff)

Path to Kansas	Kansas 2016-	Maryland 2011	So. Miss. 2008-10	OK State 2005-07	BYU 2003-04	Mid. Tenn. 2002	Wisconsin 2000-01	La. Tech 1997-99	Eastern Mich. 1995-96	Lehigh 1994	New Hamp. 1988-93	So. Utah 1987
----------------	--------------	---------------	-------------------	------------------	-------------	-----------------	-------------------	------------------	-----------------------	-------------	-------------------	---------------



## JOE DEFOREST

### POSITION

SPECIAL TEAMS COORD.

### ALMA MATER

LOUISIANA, '87

### HOMETOWN

TITUSVILLE, FLA.

### WIFE

LAURA

### DAUGHTER

ASHLEY

Joe DeForest is in his second season on the Kansas coaching staff where he serves as the Jayhawks' special teams coordinator.

In his first season at KU, DeForest guided punter Cole Moos and kicker Matthew Wyman to honorable mention All-Big honors. Moos picked up Big 12 Special Teams Player of the Week honors following KU's game at Baylor, while Wyman was tabbed the conference's Special Teams Player of the Week after kicking the game-winning field goal in the Jayhawks' win over Texas.

## DAVID BEATY ON DEFOREST

"His special teams units have been among the top in every category throughout his time in the Big 12. He brings a wealth of experience and knowledge that will help our program moving forward."

Known nationally for his special teams expertise, DeForest has 27 years of collegiate coaching experience, including having coached in 13 bowl games. He was named a Rivals.com Top 25 recruiter in 2004, 2006 and 2008, and has coached 28 all-conference performers, 10 All-Americans and 11 players who have gone on to play professionally.

DeForest spent the previous four seasons at West Virginia. In his first season at WVU in 2012, DeForest was associate head coach/defensive coordinator, while also coaching the safeties. He then served as special teams coordinator and coached the safeties from 2013-15.

Prior to his time in Morgantown, DeForest spent 11 seasons on the staff at Oklahoma State, where he worked under Les Miles from 2001-04, and then under current Cowboys head coach Mike Gundy. At OSU, DeForest was the associate head coach, special teams coordinator and safeties coach from 2005-11. From 2001-05, he was the special teams coordinator and secondary coach.

DeForest coached three different Cowboys to Big 12 Special Teams Player of the Year honors over his last four years at OSU: return man Dez Bryant in 2008, kicker Dan Bailey in 2010 and kicker/punter Quinn Sharp in 2011. During his OSU tenure, he also coached the all-time leaders in kick return touchdowns.

In 2011, DeForest was part of the OSU staff that produced one of the finest seasons in the school's history. The Cowboys finished 12-1 overall, won the Big 12 Conference championship, defeated Stanford in the Fiesta Bowl and finished as the No. 3-ranked team nationally in both major polls.

He served as position coach for a pair of All-Americans, safety Markelle Martin (AFCA) and kicker Quinn Sharp (FWAA). Martin finished with 74 tackles, including five tackles for loss, 11 pass breakups, two forced fumbles and a fumble recovery. Sharp was the No. 3-ranked punter in the nation, tied for No. 7 in field goals made per game and No. 5 in scoring.

In 2010, DeForest had one of the top special teams units in the nation. Bailey won the prestigious Lou Groza Award, and Sharp earned first team All-America (FWAA) honors.

Prior to his tenure at Oklahoma State, DeForest served stints at Duke (1994-2001) as the special teams' coordinator and linebackers coach. He was the outside linebackers coach at Rice from 1992-94 and the offensive graduate assistant (RB) there from 1990-92. He began his coaching career at Titusville High School in Titusville, Florida, in 1988.

DeForest is a 1987 graduate of University of Southwest Louisiana (now known as University of Louisiana) with a bachelor's degree in marketing. He was a four-year starter and was twice named to the all-Southern and all-Louisiana independent teams. He also was a two-year letterman as a pitcher on the Ragin Cajuns' baseball squad. He received the first President's Cup, signifying the University's top male athlete, an award given out annually.

He played two years of professional football as an outside linebacker and deep snapper.

DeForest was born in Teaneck, New Jersey, and grew up in Titusville, Florida. He and his wife, Laura, have one daughter, Ashley.



THE DEFOREST FAMILY: LAURA AND JOE.

Access full bio at [KUathletics.com/FBStaff](http://KUathletics.com/FBStaff)

Path to  
Kansas



Kansas  
2016-



West Virginia  
2012-15



Oklahoma State  
2001-11



Duke  
1994-2000



Rice  
1990-94



Titusville HS  
1988-90





**TONY HULL**

<b>POSITION</b>	ASSOC. HC / RB
<b>ALMA MATER</b>	LA.-LAFAYETTE, '04
<b>HOMETOWN</b>	NEW ORLEANS
<b>CHILDREN</b>	JORDAN, JALEH & JOURNEE

Tony Hull is in his second season on Kansas head coach David Beaty's staff, serving as running backs coach. He added the title of associate head coach in February, 2017.

**DAVID BEATY  
ON HULL**

"Not only is Tony well-respected as a coach throughout the state of Louisiana, but collegiate coaches around the nation also have a huge amount of appreciation for the work he has done. The production of his teams and players speaks for itself and we are looking forward to him bringing that same work ethic to our staff and players."

Hull joined the Jayhawk staff from the Louisiana high school ranks, where he most recently served as the head coach and offensive coordinator of Warren Easton High School in New Orleans. During his nine seasons as the head coach of the Eagles, Hull helped lead a stagnant program into a contender.

A New Orleans native, Hull arrived at Warren Easton in 2007, the school's first season playing football following Hurricane Katrina. He guided the Eagles to the playoffs in seven of his nine seasons at the helm of the program, including a state championship game appearance in 2014 and a state semifinals showing in 2015.

Hull developed the Eagles players on the field as he mentored 45 players who went on to earn Division I football scholarships, including Kansas redshirt freshman quarterback Tyriek Starks. Six of those players earned a nod in ESPN's top-300 list, while one of his athletes was named the 2014 Gatorade Player of the Year and Mr. Louisiana Football.

Hull, who taught math and physical education, was an important member of the Eagles' faculty as he

saw his WEHS football players enjoy a 100 percent graduation rate. Additionally, he implemented a character development sector that saw his players assisting inner city youth with off-the-field development.

Prior to his time at Warren Easton, Hull spent the 2005 season as the offensive line coach and run game coordinator at his alma mater, Sarah T. Reed High School in New Orleans. He served in the same capacity at Mandeville High School in Mandeville, Louisiana, in 2006.

Hull was a two-year starter on the offensive line at Louisiana Lafayette, where he earned a bachelor's degree in industrial technology in 2004. Following graduation, Hull spent four years working in the engineering field, including three years at NASA.

Hull has three daughters: Jordan (12), Jaleh (6) and Journee (4).



Access full bio at [KUathletics.com/FBStaff](http://KUathletics.com/FBStaff)

Path to Kansas	Kansas 2016-	Warren Easton HS 2007-15	Mandeville HS 2006	Sarah T. Reed HS 2005
----------------	--------------	--------------------------	--------------------	-----------------------



## KENNY PERRY

### POSITION

RECRUITING COORD.

CO-DEF. COORD. / CB

### ALMA MATER

HOUSTON, '93

### HOMETOWN

ARLINGTON, TEXAS

### CHILDREN

ALEXA & KEATON

Kenny Perry joined Kansas head coach David Beaty's staff as the co-defensive coordinator and cornerbacks coach in January 2015 before gaining the title of recruiting coordinator following the 2015 season. Perry came to KU after spending the previous two years at TCU, including the 2014 campaign as the cornerbacks coach.

## DAVID BEATY ON PERRY

"Coach Perry is a huge key for us not only from a coaching perspective, but from a recruiting perspective as well. He is a well-respected former Texas high school football coach who was instrumental in the development of the North Texas High School Coaches Association."

During his first two seasons at Kansas, Perry mentored cornerback Brandon Stewart, who was picked up by the Los Angeles Chargers as a free agent following the 2017 NFL Draft.

In 2014, Perry coached the Horned Frogs' Kevin White into All-Big 12 Second Team honors with Ranthony Texada named a second-team Freshman All-American. He helped lead TCU to 12-1 mark, a share of the Big 12 title and a win in the Peach Bowl.

Perry first joined the TCU football staff in March 2013 as its director of high school relations and recruiting.

Prior to his time at TCU, Perry served seven seasons (2006-12) as head football coach at Bowie High School in Arlington, Texas. Before his time at Bowie, Perry was also head coach at Haltom High School (2004-05) and Arlington Sam Houston (2000-03).

A three-time District Coach of the Year, Perry was the 2007 *Dallas Morning News* Coach of the Year. He was also a six-time selection as the Dallas Cowboys Coach of the Week. In 2010, Perry was selected to the Board of Directors for the Texas High School Coaches Association. He has also been the director of the North Texas High School Football Association.

A 1993 graduate of the University of Houston, Perry was a four-year letterman (1988-91) as a defensive back for the Cougars. Perry was a cornerback his freshman and sophomore seasons before being moved to safety his final two years. He also served as a graduate assistant for Houston from 1992-94, working with the special teams and defensive backs.

Perry has a daughter, Alexa, and a son, Keaton.



THE PERRY FAMILY: KENNY, KEATON AND ALEXA.

Access full bio at [KUathletics.com/FBStaff](http://KUathletics.com/FBStaff)

Path to  
Kansas



Kansas  
2015-



TCU  
2013-14



Bowie HS  
2006-12



Haltom HS  
2004-05



Sam Houston HS  
2000-03



Lamar HS  
1995-99



Granger HS  
1994



Houston  
1992-94



<b>GARRETT RILEY</b>	
<b>POSITION</b>	QUARTERBACKS
<b>ALMA MATER</b>	TEXAS TECH, '12
<b>HOMETOWN</b>	MULESHOE, TEXAS
<b>WIFE</b>	LINDSAY
<b>CHILDREN</b>	GIBSON

Carolina. During his time coaching the ECU outside receivers, Riley mentored Zay Jones, one of the most decorated receivers in NCAA history. Jones recently became the all-time NCAA FBS career receptions leader with 399 catches.

Riley was on the staff at ECU for three seasons, his first two as an offensive assistant working alongside Lincoln Riley, who was recently named the head coach at Oklahoma. As an offensive assistant, he worked primarily with the quarterback position, while coordinating the defensive scout team and conducting video analysis. During his time working with the ECU quarterbacks, Riley assisted Shane Carden, who became the school's all-time leader in passing yards (11,991) and passing touchdowns (86). Carden was named the 2014 American Athletic Conference's Offensive Player of the Year.

Riley earned his first collegiate position in 2012 as running backs coach at Augustana (Ill.) College, helping rebuild a Vikings program that was 2-8 a year earlier into a 5-5 squad that improved its rushing total by 500 yards. Prior to his year at Augustana, he spent the 2011 season as a quarterbacks and passing game assistant, where he helped Lubbock's (Texas) Roosevelt High School set four school quarterback and five receiving records in 2011.

Riley earned a bachelor's degree in general business from Texas Tech in 2012 and was a quarterback on the Red Raiders' roster during the 2008 and 2009 seasons. As a quarterback at Texas Tech, Riley was directly mentored by Mike Leach, who was not only the head coach, but also Riley's position coach. During Riley's time at TTU, the Red Raiders registered 20 wins and pair of bowl appearances. He transferred to Stephen F. Austin in 2010 and helped the Lumberjacks to a Southland Conference title and a No. 1 FCS rank in both passing and total offense.

As a player and coach, Riley has already been a part of four bowl games -- Cotton (2008/Texas Tech), Alamo (2009/Texas Tech), Beef 'O' Brady's (2013/East Carolina) and Birmingham (2014/East Carolina).

As a prep athlete at Muleshoe High School, Riley was the Associated Press All-State 2A Offensive Player of the Year in 2008 after playing a role in four-straight playoff appearances.

A native of Muleshoe, Texas, Riley is married to the former Lindsay Murff. The couple resides in Lawrence along with their infant son, Gibson.

Kansas football head coach David Beaty promoted Garrett Riley to an on-field assistant coaching position following the 2016 campaign. Riley, who joined the KU staff in the spring of 2016 as an offensive analyst, will now serve as the KU quarterbacks coach.

Riley joined the Kansas staff after spending the 2015 season as the outside receivers coach at East

**DAVID BEATY ON RILEY**

"Garrett has been a tremendous asset to our program since the day he set foot on campus. He has had his hand in some high-powered offenses. His extensive knowledge of the Air Raid offense has been invaluable as we implemented it to our team, and I am looking forward to him having an even greater impact in his new role."



**THE RILEY FAMILY: LINDSAY, GARRET AND GIBSON.**

Access full bio at [KUathletics.com/FBStaff](http://KUathletics.com/FBStaff)

Path to Kansas	Kansas 2016-	East Carolina 2013-15	Augustana College 2012	Roosevelt HS 2011
----------------	--------------	-----------------------	------------------------	-------------------



## JESSE WILLIAMS

### POSITION

DEFENSIVE LINE

### ALMA MATER

SONOMA STATE, '88

### HOMETOWN

RUBIDOUX, CALIF.

### WIFE

FELICIA

### CHILDREN

JESSIEN, TRAE & A.J.

A veteran of the college game for nearly a quarter century, Jesse Williams arrives in Lawrence after spending the previous five seasons as the defensive line coach at Ohio.

The 2016 Bobcat defense produced 104 tackles-for-loss, manufactured 44 total sacks and held opponents to 104.4 yards rushing per game. Williams' defensive line broke through blocking schemes for 59.5 TFLs and got to the quarterback 31.5 times.

Williams tutored the 2016 Mid-American Conference

## DAVID BEATY ON WILLIAMS

"Jesse brings a wealth of technical knowledge that is extremely valuable in our D-line room. The productivity he has gotten from his players from a run and pass rush standpoint is impressive. His defensive lines have consistently become a unit other teams game plan around because of his ability to find, evaluate and teach the position."

(MAC) Defensive Player of the Year Tarell Basham to a team-high 11.5 sacks in becoming Ohio's all-time sack leader. Williams also helped Casey Sayles to Third Team All-MAC honors with 6.0 sacks and 7.5 tackles-for-loss.

In 2014, the Bobcat defense was stout against the run allowing only 132 yards on the ground per game and holding opponents to under 100 yards in six games. Williams' defensive line recorded 12.0 sacks led by Basham's 5.0 sacks.

In 2013, Williams directed a defensive line that accounted for 36 sacks, which tied for 20th in the country and ranked second in the MAC. Eight of that season's 36 sacks came in the Bobcats' league-opener against Akron, which tied for second all-time.

In addition to its ability to get to the quarterback, Ohio also featured a strong run defense, which held four opponents to 150 yards or less in a single game.

During the 2013 campaign, Ohio defensive tackle Antwan Crutcher logged a career-best season as he tallied 50 tackles. Senior defensive end Ty Branz also posted a career-best 6.0 sacks before suffering a season-ending injury.

Basham made an immediate impact as he totaled 7.5 sacks as a rookie, which tied for fifth all-time for a single season. Following the year, Basham was named to the Football Writer's Association of American (FWAA) Freshman All-America Team.

In his first season at Ohio, Williams led a defensive line unit that combined for 249 tackles, 39 tackles-for-loss and 14.5 sacks. In addition, Ohio held opponents to an average of 159.8 yards per game, which ranked sixth in the MAC. The Bobcats limited two opponents to less than 100 yards rushing, including Louisiana-Monroe in the Advocare V100 Independence Bowl.

Following the Independence Bowl win, defensive end Tremayne Scott was named to the CBSsports.com All-Bowl team. Scott was the only player from the MAC to be named to the team after he totaled five tackles, two sacks and recorded his first career interception.

Prior to the Bobcats' fourth-straight bowl appearance, defensive tackle Neal Huynh would earn All-MAC Third Team honors. Huynh's all-conference honor was the first of his collegiate career. Following the year, Huynh signed a professional contract with the Atlanta Falcons.

Before his tenure at Ohio, Williams spent time at New Mexico State (2009-11), Nebraska-Kearney (2007-08), Colorado State (1999-2006), San Jose State (1998), Holy Cross (1996-97), Eastern Washington (1995), Portland State (1992-94) and Sonoma State (1988-91).

A graduate of Sonoma State (Calif.), Williams and his wife, Felicia, have three children: Jessien, Trae and A.J.



THE WILLIAMS FAMILY: TRAE, JESSE, FELICIA AND A.J.

Access full bio at [KUathletics.com/FBStaff](http://KUathletics.com/FBStaff)

Path to  
Kansas



Kansas  
2017-



Ohio  
2012-16



NM State  
2009-11



Neb.-Kearney  
2007-08



Colo. State  
1999-2006



San Jose St.  
1998



Holy Cross  
1996-97



Eastern Wash.  
1995



Portland St.  
1992-94



Sonoma St.  
1988-91



**ZACH YENSER**

<b>POSITION</b>	RUN COORD. / OL
<b>ALMA MATER</b>	TROY, '07
<b>HOMETOWN</b>	MARIETTA, GA.
<b>WIFE</b>	BETH
<b>CHILDREN</b>	GRAHAM & MAX

An energetic offensive mind, Zach Yenser joined Kansas head coach David Beaty's staff as the run game coordinator and offensive line coach in January 2015. Yenser came to Kansas with seven years of experience coaching the offensive line and a stellar four-year career as a player in the trenches.

Yenser mentored two Jayhawks to All-Big 12 honors in 2016 as senior D'Andre Banks and freshman

Hakeem Adeniji each picked up honorable mention honors from the league coaches, while Adeniji earned a spot on the *Athlon Sports* All-Big 12 Freshman Team.

Yenser completed his second campaign as the offensive line coach at Cal in 2014. During his time in Berkeley, the offensive line showed great improvement as the Golden Bears experienced two of the greatest offensive performances in school history.

Prior to his time at Cal, Yenser spent three seasons at Louisiana Tech and was hired as the offensive line coach.

Yenser was the assistant offensive line coach for a 2012 Louisiana Tech squad that posted a 9-3 record and led the nation in both scoring offense and total offense. He spent his first two seasons at Louisiana Tech from 2010-11 working with the offensive line as a graduate assistant.

Offensive linemen earned four first-team All-WAC honors during Yenser's three seasons at Louisiana Tech, with Stephen Warner being named to the first team in both 2011 and 2012, Kris Cavitt in 2011 and Jordan Mills in 2012. Oscar Johnson and Kevin Sia added second-team all-conference honors in 2012.

Prior to arriving at Louisiana Tech, Yenser spent the 2009 season as an assistant coach at Colquitt County (Ga.) High School and was also an offensive line coach at Henderson State in 2008.

Yenser began his collegiate coaching career at his alma mater, Troy, where he was the offensive graduate assistant for the 2007 season. He worked specifically with the offensive line and special teams, and helping the Trojans to a share of the Sun Belt Conference title and an 8-4 overall record. The Trojans led the Sun Belt in scoring offense (34.00 ppg) and total offense (452.83 ypg), with a national ranking of 16th in the latter.

Yenser was a four-year starter on the line at Troy before graduating with a bachelor's degree in communication and fine arts in 2007. He received his master's degree in science with a concentration in sports performance from Louisiana Tech in 2012.

He and his wife, Beth, have two children, Graham and Max.

**DAVID BEATY ON YENSER**

"He is full of energy, enthusiasm and passion. The production of his players has been extraordinary. His players love and respect him and that is important to me. Much like the rest of our staff, Zach is a man of great integrity and character, and we are happy to have him leading our offensive line unit."



**THE YENSER FAMILY: MAX, ZACH, GRAHAM AND BETH.**

Access full bio at [KUathletics.com/FBStaff](http://KUathletics.com/FBStaff)

Path to Kansas	Kansas 2015-	Cal 2013-14	La Tech 2010-12	Colquitt County HS 2009	Henderson State 2008	Troy 2007
----------------	--------------	-------------	-----------------	-------------------------	----------------------	-----------

Kf  
Mj  
Cs  
O  
R  
Rb  
H



## ZAC WOODFIN

## POSITION

DIR. FB STRENGTH

## ALMA MATER

UAB, '04

## HOMETOWN

PRATTVILLE, ALA.

## WIFE

FAWN

## CHILDREN

VALOR &amp; VIOLET

Woodfin comes to Kansas after spending the previous two years at Southern Miss where he served as the head strength and conditioning coach for the entire athletics department. He garnered the title of Interim Director of Athletics at Southern Miss on Dec. 20, 2016, while USM searched for a replacement for outgoing athletics director Bill McGillis. Woodfin handled the Golden Eagle football strength and conditioning needs and also oversaw the other 15 Southern Miss sports.

In 2014, Woodfin was named FootballScoop Strength and Conditioning Coach of the Year, while serving as head strength and conditioning coach at his alma mater, UAB. He helped the Blazers improve from 2-10 in 2013 to 6-6 in 2014.

Prior to his time in Birmingham, Woodfin spent three seasons with the Green Bay Packers as an assistant strength and conditioning coach.

Woodfin broke into the strength industry as a volunteer at Alabama and UAB, and then spent four years working with Athletes Performance in Los Angeles. While at Athletes Performance, he worked with many clients who played for various organizations in the NFL, NBA, MLB, as well as Olympic athletes.

A native of Prattville, Alabama, Woodfin graduated from UAB in 2004 with a Bachelor's in exercise science.

Following a college career in which he became UAB's all-time leading tackler (372 stops), he signed as a free agent with the Green Bay Packers (2005). Woodfin later signed with the Baltimore Ravens and spent two seasons with the organization before a stint in the World Football League and with the Houston Texans.

Woodfin is married to the former Fawn Burke and has a son, Valor, and a daughter, Violet.

Kansas football head coach David Beaty added a high-energy, well-respected leader in the strength and conditioning community to his staff as he announced the hiring of Zac Woodfin as director of football strength and conditioning on Feb. 23, 2017.

DAVID BEATY  
ON WOODFIN

"Zac is a guy who really knows how to put his stamp on a program. He has a disciplined method of running his strength and conditioning program, yet knows how to make it fun for his players. I am really impressed with his general knowledge of the culture of college athletics and think he is a great fit for our program."



THE WOODFIN FAMILY: ZAC, VALOR, VIOLET AND FAWN.

Access full bio at [KUathletics.com/FBStaff](http://KUathletics.com/FBStaff)

Path to  
Kansas



**CATHERINE CARMICHAEL**

**POS.** ASST. DIRECTOR RECRUITING

**ALMA MATER** KANSAS, 2013



**MURPHY GRANT**

**POS.** ASST. AD / SPORTS MEDICINE

**ALMA MATER** QUINCY, 1997



**SHANDA HAYDEN**

**POS.** ASST. AD / ACADEMICS

**ALMA MATER** KANSAS, 2001

A 2013 graduate of the University of Kansas, Catherine Carmichael returned to her alma mater in March 2015 in the capacity of Kansas football's assistant director of recruiting. In her role, Carmichael organizes and plans all on-campus visits for prospective student-athletes, while also assisting with the planning of a 12-month recruiting calendar.

An integral member of the Kansas volleyball team for five seasons (2009-13), Carmichael helped the Jayhawks to unprecedented program accomplishments with back-to-back NCAA Tournament appearances in her final two seasons, including a Sweet 16 appearance in 2013.

A native of Manhattan, Kansas, Carmichael earned her bachelor's degree in African and African-American Studies. She was crowned Miss Kansas in November 2016 and competed in the 2017 Miss USA pageant in Las Vegas in June of 2017. Carmichael also served as the 2015 Miss Kansas World.

Murphy Grant, who has been a Division I athletic trainer for 12 years, is entering his ninth year as head football athletic trainer and his seventh as Director of Sports Medicine at the University of Kansas. Grant came to KU after five years as the athletic trainer for the men's basketball program at Oklahoma State. He also served as the Cowboys' strength and conditioning coach for two seasons.

Grant attended Quincy (Illinois) University, where he was a member of the football team from 1992-96. He graduated with a degree in athletic training in 1997. Grant then went to on Illinois State, where he served as a graduate assistant in the athletic training department while receiving his master's degree in exercise science in 1999. The following summer, he spent one season working with the Boston Red Sox rookie league team. Prior to arriving at OSU, Murphy served two years as head athletic trainer at Missouri Valley College.

In his career, Grant has been involved in exciting postseason success. While at OSU the Cowboys' basketball team advanced to the Final Four, as well as a Sweet 16 appearance. He has been a part of two bowl games with Kansas football (2008 Orange, 2008 Insight).

Grant is married to the former Amy Dana, who is also a certified athletic trainer. The couple has two sons, Jackson and Gavin. A native of St. Louis, Missouri, Grant enjoys spending time with his family and playing golf.

Shanda Hayden is in her 10th year working with the Kansas football program, where she serves as the assistant athletics director for academic and career counseling.

Hayden's duties include overseeing the football academic support staff and student services. She is responsible for all aspects of the student-athletes' academic structure including recruiting and initial visits with prospective student-athletes, advising of degree and course options and assisting with Big 12 Conference and NCAA certification. As an academic and career counselor, Hayden works primarily with the Jayhawk offensive players and specialists.

Prior to her time working the football program, Hayden served as an academic and career counselor with the Jayhawk women's basketball, women's cross country and women's track and field programs for one year. She joined Kansas Athletics after spending eight years working in the KU School of Business where she was an academic advisor and served as the director of student recruitment.

A Shawnee, Kansas native, Hayden graduated from the University of Kansas with a bachelor's degree in communications in 2001. She earned a master's degree in higher education administration from KU in 2009. Hayden is a member of the National Association of Academic Advisors for Athletics (N4A) and National Association of Collegiate Woman Athletics Administrators (NACWAA).

Hayden and her husband, Steve, are both active supporters of the fight against childhood cancer after losing their son, Cole, to the disease in 2016.



JEFF HIMES

POS.

EQUIPMENT MANAGER

ALMA MATER

KENT STATE, 1983

Jeff Himes is in his 29th year as equipment manager for the Jayhawk football team. Himes came to Kansas from Kent State where he was the head equipment manager for three years.

Himes' duties at KU include purchasing and maintaining all equipment for the football team and supervising the staff of managers.

A native of Mogadore, Ohio, Himes received his bachelor's degree in physical education from Kent State in 1983. He earned his master's degree in athletic administration in 1993 from KU.



NOLAN JONES

POS.

DIRECTOR FB OPERATIONS

ALMA MATER

EASTERN KENTUCKY, 2003

Nolan Jones is in his second season as director of football operations at Kansas. As a member of head coach David Beaty's staff, Jones coordinates the day-to-day internal and external operations for the football program.

Jones came to Lawrence with 13 years of experience in football operations, most recently having served in the same capacity at Kent State during the 2015 season. Prior to that he had a brief stint as the assistant director of player personnel at Northwestern.

Jones spent the 2013 season serving as the director of football operations at Michigan and prior to that was the assistant athletic director for football at Southern Mississippi. He joined the Golden Eagles' staff following two seasons as director of football operations at Kentucky.

Prior to Kentucky, Jones spent six years in the Big Ten, serving as director of football operations for five years and assistant director of football operations for one season at Northwestern.

At Kentucky and Northwestern, he also directed the high school camps and coaching clinics, while serving as the liaison to NFL personnel. At Northwestern, he coordinated operations for three bowl game appearances and a 2010 game at Wrigley Field.

Prior to his stint at Northwestern, Jones spent one season as director of football operations at Princeton.

Jones earned a bachelor's and master's degree in physical education with an emphasis in sport administration from Eastern Kentucky. While at Eastern Kentucky, he also served as director of football operations and a graduate assistant coach during the 2003 season.

Jones has two sons, Brycen and Parker. He is engaged to Lisa Ellis and the couple plans to be married in 2018.



JEFF JORDAN

POS.

DIRECTOR OF PERSONNEL

ALMA MATER

TEXAS A&amp;M, 1987

Jeff Jordan is in his second year as the director of personnel for the Jayhawk football team. He came to KU after spending 29 years as a Texas high school coach.

Jordan coached for 28 seasons at Garland High School, the last 15 as head coach. During his time at Garland, Jordan led the Owls to the playoffs 13 times and to the 2006 State Semifinals. He has the most career wins and playoff victories in Garland history and is the Owls' longest-tenured head coach.

The Owls won 83 games from 2000-09, the most wins in a decade in school history. Jordan was elected to the Garland Sports Hall of Fame in 2008 and was selected Dallas Cowboys/NFL Coach of the Week five times. In addition to his proven track record as a head coach, Jordan was the defensive coordinator for the 1999 State Championship team.

Jordan also had honors of coaching the North Squad in the 2001 Texas High School Coaches Association (THSCA) All-Star Game and worked as an in-house scout for the Dallas Cowboys for 28 years where he was a part of three Super Bowl Champion teams. He was the co-director of the DFW Coaches Clinic, the largest high school only clinic in the United States.

Jordan was an all-state defensive lineman, captain and city player of the year in 1982 at Amarillo High School. He was a walk-on at Texas A&M and a member of the 1985 Southwest Conference Championship team.

Jordan received his bachelor's degree from Texas A&M in 1987 and his master's degree from Lamar in 2009. Jordan and his wife, Shannon, have two daughters, Abby and Carly.





**TROY KEMA**  
**POS.** DIRECTOR PLAYER PERSONNEL  
**ALMA MATER** UTAH STATE, 1998

Troy Kema is in his third year as the director of player personnel and student services for the Kansas football program. His main responsibilities include setting up community service for the team and helping prepare players for life after football. Kema works in conjunction with KU Leads to help players give back to the community and also serves as a mentor during their time with the program.

A native of Mililani, Hawai'i, Kema came to KU after working at Texas A&M as the assistant athletics director for academic services, where he worked primarily with the Aggie football team. Prior to his time at Texas A&M, Kema also gained experience as the University of Colorado's assistant director of academics (2003-06) and at Utah State as an academic coordinator (2000-03).

Kema is a member of the National Association for Academic Advisers for Athletics and belongs to Minority Opportunities Athletic Association.

A standout player in high school and college, Kema lettered twice in football at Utah State as a two-year starter at offensive guard. He was a team captain his final season at Utah State and earned All-Big West First Team All-Academic honors. Before earning a scholarship to play at Utah State, Kema played at Dixie Junior College and earned First Team All-Western States accolades.

Kema graduated from Utah State with a degree in sociology in 1998 and later earned a graduate degree in educational counseling from the University of Phoenix.

Kema and his wife, Stephanie, have four children: Kailee, Noah, Malia and Isaiah. Kailee is following in her father's footsteps as she is currently attending Utah State.



**KATY LONERGAN**  
**POS.** DIRECTOR FB COMMUNICATIONS  
**ALMA MATER** KANSAS, 1998

Katy Lonergan is entering her 11th year with the Kansas Athletics Communications office where she serves as the director of football communications. Lonergan joined the KU staff in 2007 and worked with the Jayhawk women's basketball program for four seasons before moving to her current position.

Lonergan's role as director of football communications includes working alongside the Jayhawks' coaching staff and players, being responsible for management of the public image of the program. She is the liaison between local and national media as well as the primary contact with television and radio networks who broadcast Kansas games.

Lonergan, a Kansas graduate, returned to her alma mater after spending the previous seven years working at the University of Mississippi in a similar capacity. While at Ole Miss, Lonergan worked primarily with the Rebel football and women's basketball programs. During her tenure at Ole Miss, she worked with NFL first-round draft picks Eli Manning, Deuce McAllister, Patrick Willis, Michael Oher, Peria Jerry and Chris Spencer, as well as 2007 WNBA Rookie of the Year Armintie Price.

An Iowa, Kansas native, Lonergan graduated from KU with a degree in psychology, with an emphasis in health, physical education and recreation. While a student at KU, she served three years as a student manager with the Jayhawk women's basketball program and one year as a student assistant in the Kansas Athletics Communications office.



**JEFF LOVE**  
**POS.** DIR. OF FOOTBALL TECHNOLOGY  
**ALMA MATER** CENTRAL FLORIDA, 2006

Jeff Love returned to Kansas as the director of football technology in July 2016. Love, now in his second season at KU, came back to Lawrence after spending four years as an assistant coach at Houston Baptist, where he worked with the quarterbacks and wide receivers, and was part of the staff that started the football program at HBU in 2012.

Love spent 2011 as the secondary coach and recruiting coordinator at Occidental College in Los Angeles. The Tigers led the Southern California Intercollegiate Athletic Conference in turnovers created, interceptions, red zone interceptions and fumbles recovered, while cornerback Ayrton Bates earned first-team all-conference honors under Love's guidance.

Prior to his stint at Occidental, Love was the video coordinator for three seasons (2008-10) at KU. He also previously served as video coordinator at Nevada (2007) and held video assistant positions at Washington State and UCF.

Love earned a bachelor's degree in social science education from UCF in 2006. A native of Punta Gorda, Florida, Love is married to Antoinette Love (formerly Marjanovic), who was a two-time all-Pac 10 soccer player at Arizona State, a member of the Croatian National Team and served as an assistant coach at Kansas and interim head coach and assistant coach at Nevada. The couple has two boys, Cameron Robert (3) and Anthony Niko (born October 2015).



STEPHANIE MAHAL

POS. ASSOC. DIRECTOR/ACADEMICS

ALMA MATER KANSAS, 2002

Stephanie Mahal is in her fourth year working with the Kansas football program, where she serves as an academic and career counselor and learning specialist.

Among Mahal's duties with the KU football program in regards to academic and career counseling, are assisting in the coordination of various support services, including academic progress monitoring, course scheduling, individual counseling and Big 12 Conference and NCAA certification. As an academic and career counselor, Mahal works primarily with the Jayhawk defensive players.

In her role as a learning specialist, Mahal provides individualized assistance with educational planning, goal setting, time management, organization and learning strategies to enhance students' academic skills. She also assists students diagnosed with learning exceptionalities in coordinating services and accommodations with KU's Academic Achievement and Accessibility Center on the main campus.

Prior to her time working with the football program, Mahal served as the academic and career counselor for the Jayhawk softball team and a learning specialist for KU's Olympic sports programs for one year. Mahal came to Kansas after working at New Mexico for four years as the student success manager for both the men's and women's basketball teams.

A Minneapolis, Minnesota native, Mahal graduated from Kansas with a bachelor's degree in journalism in 2002. During her time as an undergrad at KU, she was a member of the Jayhawk rowing team.

Mahal obtained a master's degree in speech communications at the University of Nevada in 2009. She is currently pursuing a doctorate in special education and is a member of the National Association of Academic Advisors for Athletics.



TYLER OLKER

POS. DIRECTOR OF RECRUITING

ALMA MATER NORTHERN COLORADO, 2014

Tyler Olker is in his third year with the Kansas football program, having joined David Beaty's staff in August 2015. As director of recruiting, Olker is responsible for overseeing and coordinating the daily recruiting operations and logistics within the Kansas football program.

Olker's duties at KU include managing the recruiting calendar in regards to official visits, unofficial visits, Junior Days and summer camps. Olker works with the Director of Personnel to coordinate all updates to the recruiting database. He manages the content, creation and design for social media marketing, working closely with the Communications Department. Olker is the liaison to the Kansas Compliance office as it pertains to football recruiting, and he assists the Director of Football Operations on a daily basis.

Olker, a native of Spring Grove, Illinois, came to Kansas from the University of Northern Colorado. While at UNC, he served as a graduate assistant for the 2014 season, working under defensive coordinator Larry Kerr.

Olker graduated from UNC in 2014 with a sports and exercise science degree, and received his master's degree in sports coaching in May 2016. At UNC, Olker was a two-time letterwinner with All-Big Sky Honors on the offensive line. Olker transferred to UNC from the College of DuPage, where he helped his team to a Graphic Edge Bowl victory in 2010.



GENE WIER

POS. DIRECTOR OF HS RELATIONS

ALMA MATER KANSAS, 1971

After 34 years coaching in the high school ranks, Gene Wier made the move to college football as he joined the Kansas football staff as the director of high school relations in January 2015.

Wier spent the majority of his coaching career 30 minutes east of Lawrence at Olathe North High School where he won six-of-seven Kansas state championships from 1996-2002. From his time taking the job at Olathe North in 1981 and leaving in 2003, Wier amassed an outstanding 188-36 record.

Wier left Olathe North in 2003 after being named the *Sporting News* National High School Coach of the Year and ventured south to Richland (Texas) High School where he was the head football coach and athletic director for nine seasons until 2011. In his first season at Richland, Wier turned a two-win team into a playoff team and was tabbed district Coach of the Year in 2003. Additionally, he was the 2007 *Fort Worth Star-Telegram* Coach of the Year after leading the Rebels to a 9-1 regular-season mark and a playoff berth. During his time coaching in Texas, Wier was honored by Rick Perry, the governor, in 2005 for his outstanding contributions to his community and for his display of sportsmanship.

During his 34-year tenure as a high school coach, Wier developed upward of 45 Division I players. Three of Wier's pupils reached the National Football League, most notably Olathe North's Darren Sproles, who was an All-America running back at Kansas State, was tabbed for the 2015 Pro Bowl in the midst of his 10th season in the NFL.

The Kansas City native graduated from Kansas in 1971 with a bachelor's degree in education. He then completed his master's degree in physical education and recreation management from Kansas in 1976. Wier's son, Brandon, played football at Kansas from 1997-2002.



**BRETT ALLEN**

POS. SPECIAL TEAMS GA



**ROGER ALLEN**

POS. STRENGTH INTERN



**TYRELL BROWN**

POS. STRENGTH INTERN



**PAUL BUSKIRK**

POS. ASSOC. AD / ACADEMICS



**AARON CARBUHN**

POS. SPORTS NUTRITIONIST



**JOSH CARSON**

POS. COMMUNICATIONS ASST.



**TRACEY DILLON**

POS. FB ADMINISTRATIVE ASST.



**D.J. HAURIN**

POS. ASST. COMM. DIRECTOR



**TYLER HILL**

POS. ASST. STRENGTH COACH



**BRIAN HUDSON**

POS. OFFENSIVE GA



**MARIO JEBERAEEL**

POS. QUALITY CONTROL, OFFENSE



**JUSTIN JOHNSON**

POS. OFFENSIVE ANALYST



**PRINZ KANDE**

POS. QUALITY CONTROL, DEFENSE



**SEAN LESTER**

POS. DEPUTY AD



**SHAWN LOVE**

POS. CERT. ATHLETIC TRAINER



**DR. LARRY MAGEE**

POS. HEAD TEAM PHYSICIAN

Kf

MJ

Cs

O

R

Rb

H

**JASON RAMIREZ**

POS. FACILITY SUPERVISOR

**DR. JEFF RANDALL**

POS. TEAM PHYSICIAN

**MICHELLE ROBINSON**

POS. DIR. TUTORING PROGRAM

**CASSIUS SENDISH**

POS. DEFENSIVE GA

**VICTOR SIMMONS**

POS. DEFENSIVE GA

**WAYD THOMAS**

POS. QUALITY CONTROL, RECRUITING

**ANDREW VEREEN**

POS. CERT. ATHLETIC TRAINER

**TODD WILLIAMS**

POS. TEAM MANAGER


**JACK WILSON**

POS. ASST. STRENGTH COACH

**ERVIN YOUNG**

POS. ASST. STRENGTH COACH





ROCK  
CHALK

JAYHAWK

2017 OPPONENTS





**SOUTHEAST MISSOURI**  
**GAME 1 | Sept. 2 | 6 p.m.**

**GENERAL INFO**

Location Cape Girardeau, Mo.  
Enrollment 11,729  
Colors Red & Black  
President Carlos Vargas-Aburto  
Athletics Director Brady Barke  
Conference Ohio Valley  
Stadium Houck Stadium (10,000 - FieldTurf)  
Website GoSoutheast.com

**HEAD COACH**

Tom Matukewicz (Fort Hays State, 1997)  
**Record at SEMO:** 12-22 (Fourth season)

**TEAM INFORMATION**

2016 Record 3-8  
Conference Finish 3-5 (7th)  
Letterwinners R/L 25/34

**MEDIA RELATIONS**

**Jeff Honza**

Office (573) 651-2933  
Cell (618) 528-1145  
Email jhonza@semo.edu

**2017 SCHEDULE**

Sept. 2 at Kansas  
Sept. 9 at Dayton  
Sept. 16 SOUTHERN ILLINOIS  
Sept. 23 at Eastern Illinois  
Sept. 30 EASTERN KENTUCKY  
Oct. 14 TENNESSEE TECH  
Oct. 21 at Austin Peay  
Oct. 28 at Jacksonville State  
Nov. 4 UT MARTIN  
Nov. 11 at Tennessee State  
Nov. 18 MURRAY STATE

**SERIES INFORMATION**

Overall 1-0  
In Lawrence 1-0  
Last Meeting Sept. 6, 2014  
First Meeting Sept. 6, 2014



**WEST VIRGINIA**  
**GAME 4 | Sept. 23 | TBA**

**GENERAL INFO**

Location Morgantown, W.Va.  
Enrollment 31,287  
Colors Gold & Blue  
President Dr. E. Gordon Gee  
Athletics Director Shane Lyons  
Conference Big 12  
Stadium Milan Puskar Stadium (60,000 - FieldTurf)  
Website WVUsports.com

**HEAD COACH**

Dana Holgorsen (Iowa Wesleyan, 1993)  
**Record at WVU:** 46-31 (Seventh season)

**TEAM INFORMATION**

2016 Record 10-3  
Conference Finish 7-2 (T-2nd)  
Letterwinners R/L 34/22

**MEDIA RELATIONS**

**Mike Montoro**

Office (304) 293-2821  
Cell (304) 276-2605  
Email mike.montoro@mail.wvu.edu

**2017 SCHEDULE**

Sept. 3 vs. Virginia Tech  
Sept. 9 EAST CAROLINA  
Sept. 16 DELAWARE STATE  
Sept. 23 at Kansas  
Oct. 7 at TCU  
Oct. 14 TEXAS TECH  
Oct. 21 at Baylor  
Oct. 28 OKLAHOMA STATE  
Nov. 4 IOWA STATE  
Nov. 11 at Kansas State  
Nov. 18 TEXAS  
Nov. 25 at Oklahoma

**SERIES INFORMATION**

Overall 1-5  
In Lawrence 1-1  
Last Meeting Nov. 5, 2016  
First Meeting Nov. 8, 1941



**CENTRAL MICHIGAN**  
**GAME 2 | Sept. 9 | 3 p.m.**

**GENERAL INFO**

Location Mount Pleasant, Mich.  
Enrollment 28,389  
Colors Maroon & Gold  
President George E. Ross  
Interim Athletics Director Marcy Weston  
Conference Mid-American  
Stadium Kelly/Shorts Stadium (30,255 - AstroTurf)  
Website CMUChippewas.com

**HEAD COACH**

John Bonamego (Central Michigan, 1987)  
**Record at CMU:** 13-13 (Third season)

**TEAM INFORMATION**

2016 Record 6-7  
Conference Finish 3-5 (5th West)  
Letterwinners R/L 43/19

**MEDIA RELATIONS**

**Jim Knight**

Office (989) 774-3277  
Cell (734) 678-9794  
Email jim.knight@cmich.edu

**2017 SCHEDULE**

Aug. 31 RHODE ISLAND  
Sept. 9 at Kansas  
Sept. 16 at Syracuse  
Sept. 23 MIAMI (OHIO)  
Sept. 30 at Boston College  
Oct. 7 at Ohio  
Oct. 14 TOLEDO  
Oct. 21 at Ball State  
Nov. 1 at Western Michigan  
Nov. 8 EASTERN MICHIGAN  
Nov. 14 at Kent State  
Nov. 24 NORTHERN ILLINOIS

**SERIES INFORMATION**

Overall 2-0  
In Lawrence 2-0  
Last Meeting Sept. 20, 2014  
First Meeting Sept. 1, 2007



**TEXAS TECH**  
**GAME 5 | Oct. 7 | TBA**

**GENERAL INFO**

Location Lubbock, Texas  
Enrollment 36,551  
Colors Scarlet & Black  
Chancellor Robert L. Duncan  
Athletics Director Kirby Hocutt  
Conference Big 12  
Stadium Jones AT&T Stadium (60,454 - FieldTurf)  
Website TexasTech.com

**HEAD COACH**

Kliff Kingsbury (Texas Tech, 2001)  
**Record at TTU:** 24-26 (Fifth season)

**TEAM INFORMATION**

2016 Record 5-7  
Conference Finish 3-6 (T-6th)  
Letterwinners R/L 48/26

**MEDIA RELATIONS**

**Matt Dowdy**

Office (806) 834-4529  
Cell (806) 928-5190  
Email matthew.dowdy@ttu.edu

**2017 SCHEDULE**

Sept. 2 EASTERN WASHINGTON  
Sept. 16 ARIZONA STATE  
Sept. 23 at Houston  
Sept. 30 OKLAHOMA STATE  
Oct. 7 at Kansas  
Oct. 14 at West Virginia  
Oct. 21 IOWA STATE  
Oct. 28 at Oklahoma  
Nov. 4 KANSAS STATE  
Nov. 11 vs. Baylor  
Nov. 18 TCU  
Nov. 24 at Texas

**SERIES INFORMATION**

Overall 1-17  
In Lawrence 0-9  
Last Meeting Sept. 29, 2016  
First Meeting Sept. 18, 1965



**AT OHIO**  
**GAME 3 | Sept. 16 | 1 p.m.**

**GENERAL INFO**

Location Athens, Ohio  
Enrollment 38,857  
Colors Hunter Green & White  
President M. Duane Nellis  
Athletics Director Jim Schaus  
Conference Mid-American  
Stadium Peden Stadium (24,000 - FieldTurf)  
Website OhioBobcats.com

**HEAD COACH**

Frank Solich (Nebraska, 1966)  
**Record at Ohio:** 85-63 (12th season)

**TEAM INFORMATION**

2016 Record 8-6  
Conference Finish 6-2 (T-1st East)  
Letterwinners R/L N/A

**MEDIA RELATIONS**

**Anthony Reynolds**

Office (740) 593-1298  
Cell (870) 530-4499  
Email reynola1@ohio.edu

**2017 SCHEDULE**

Sept. 2 HAMPTON  
Sept. 9 at Purdue  
Sept. 16 KANSAS  
Sept. 23 at Eastern Michigan  
Sept. 30 at UMass  
Oct. 7 CENTRAL MICHIGAN  
Oct. 14 at Bowling Green  
Oct. 21 KENT STATE  
Oct. 31 MIAMI (OHIO)  
Nov. 8 TOLEDO  
Nov. 14 at Akron  
Nov. 24 At Buffalo

**SERIES INFORMATION**

Overall 0-2  
In Athens First Meeting  
Last Meeting Sept. 10, 2016  
First Meeting Oct. 7, 1967



**AT IOWA STATE**  
**GAME 6 | Oct. 14 | TBA**

**GENERAL INFO**

Location Ames, Iowa  
Enrollment 36,660  
Colors Cardinal & Gold  
Interim President Dr. Ben Allen  
Athletics Director Jamie Pollard  
Conference Big 12  
Stadium Jack Trice Stadium (61,500 - Grass)  
Website Cyclones.com

**HEAD COACH**

Matt Campbell (Mount Union, 2002)  
**Record at ISU:** 3-9 (Second season)

**TEAM INFORMATION**

2016 Record 3-9  
Conference Finish 2-7 (9th)  
Letterwinners R/L 44/21

**MEDIA RELATIONS**

**Mike Green**

Office (515) 294-7019  
Cell (515) 460-5804  
Email mgreen@iastate.edu

**2017 SCHEDULE**

Sept. 2 NORTHERN IOWA  
Sept. 9 IOWA  
Sept. 16 at Akron  
Sept. 28 TEXAS  
Oct. 7 at Oklahoma  
Oct. 14 KANSAS  
Oct. 21 IOWA STATE  
Oct. 28 OKLAHOMA STATE  
Nov. 4 IOWA STATE  
Nov. 11 at Kansas State  
Nov. 18 TEXAS  
Nov. 25 at Oklahoma

**SERIES INFORMATION**

Overall 50-40-6  
In Ames 22-23-2  
Last Meeting Nov. 12, 2016  
First Meeting Oct. 15, 1898


**AT TCU**
**GAME 7** | Oct. 21 | TBA

**GENERAL INFO**

Location	Fort Worth, Texas
Enrollment	10,394
Colors	Purple & White
Chancellor	Dr. Victor J. Boschini Jr.
Athletics Director	Chris Del Conte
Conference	Big 12
Stadium	Amon G. Carter Stadium (45,000 - Grass)
Website	GoFrogs.com

**HEAD COACH**

 Gary Patterson (Kansas State, 1983)  
**Record at TCU:** 149-54 (17th season)

**TEAM INFORMATION**

2016 Record	6-7
Conference Finish	4-5 (5th)
Letterwinners R/L	55/20

**MEDIA RELATIONS**
**Mark Cohen**

Office	(817) 257-5394
Cell	(817) 343-2017
Email	m.cohen@tcu.edu


**KANSAS STATE**
**GAME 8** | Oct. 28 | TBA

**GENERAL INFO**

Location	Manhattan, Kan.
Enrollment	23,779
Color	Royal Purple
President	Richard Myers
Athletics Director	Gene Taylor
Conference	Big 12
Stadium	Bill Snyder Family Stadium (50,000 - FieldTurf)
Website	KStateSports.com

**HEAD COACH**

 Bill Snyder (William Jewell, 1963)  
**Record at KSU:** 202-105-1 (26th season)

**TEAM INFORMATION**

2016 Record	9-4
Conference Finish	6-3 (4th)
Letterwinners R/L	44/23

**MEDIA RELATIONS**
**Kenny Lannou**

Office	(785) 532-7977
Cell	(785) 587-7867
Email	klannou@kstatesports.com


**BAYLOR**
**GAME 9** | Nov. 4 | TBA

**GENERAL INFO**

Location	Waco, Texas
Enrollment	16,959
Color	Green & Gold
President	Linda Livingstone
Athletics Director	Mack Rhoades
Conference	Big 12
Stadium	McLane Stadium (45,140 - FieldTurf)
Website	BaylorBears.com

**HEAD COACH**

 Matt Rhule (Penn State, 1997)  
**Record at BU:** 0-0 (First season)

**TEAM INFORMATION**

2016 Record	7-6
Conference Finish	3-6 (T-6th)
Letterwinners R/L	63/22

**MEDIA RELATIONS**
**Taylor Bryan**

Office	(254) 710-3538
Cell	(254) 709-4411
Email	taylor_bryan@baylor.edu

**2017 SCHEDULE**

Sept. 2	JACKSON STATE
Sept. 9	at Arkansas
Sept. 16	SMU
Sept. 23	at Oklahoma State
Oct. 7	WEST VIRGINIA
Oct. 14	at Kansas State
<b>Oct. 21</b>	<b>KANSAS</b>
Oct. 28	at Iowa State
Nov. 4	TEXAS
Nov. 11	at Oklahoma
Nov. 18	at Texas Tech
Nov. 24	BAYLOR

**SERIES INFORMATION**

Overall	8-21-4
In Fort Worth	2-9-2
Last Meeting	Oct. 8, 2016
First Meeting	Oct. 10, 1942

**2017 SCHEDULE**

Sept. 2	CENTRAL ARKANSAS
Sept. 9	CHARLOTTE
Sept. 16	at Vannerbilt
Sept. 30	BAYLOR
Oct. 7	at Texas
Oct. 14	TCU
Oct. 21	OKLAHOMA
<b>Oct. 28</b>	<b>at Kansas</b>
Nov. 4	at Texas Tech
Nov. 11	WEST VIRGINIA
Nov. 18	at Oklahoma State
Nov. 25	IOWA STATE

**SERIES INFORMATION**

Overall	66-43-5
In Lawrence	37-18-2
Last Meeting	Nov. 26, 2016
First Meeting	Oct. 4, 1902

**2017 SCHEDULE**

Sept. 2	LIBERTY
Sept. 9	UTSA
Sept. 16	at Duke
Sept. 23	OKLAHOMA
Sept. 30	at Kansas State
Oct. 14	at Oklahoma State
Oct. 21	WEST VIRGINIA
Oct. 28	TEXAS
<b>Nov. 4</b>	<b>at Kansas</b>
Nov. 11	TEXAS TECH
Nov. 18	IOWA STATE
Nov. 24	at TCU

**SERIES INFORMATION**

Overall	4-12
In Lawrence	4-4
Last Meeting	Oct. 15, 2016
First Meeting	Sept. 18, 1971


**AT TEXAS**
**GAME 10** | Nov. 11 | 5 p.m.

**GENERAL INFO**

Location	Austin, Texas
Enrollment	50,950
Color	Burnt Orange & White
President	Gergory L. Fenves
Athletics Director	Mike Perrin
Conference	Big 12
Stadium	Darrell K. Royal-Texas Memorial Stadium (100,119 - FieldTurf)
Website	TexasSports.com

**HEAD COACH**

 Tom Herman (California Lutheran, 1997)  
**Record at UT:** 0-0 (First season)

**TEAM INFORMATION**

2016 Record	5-7
Conference Finish	3-6 (T-6th)
Letterwinners R/L	45/15

**MEDIA RELATIONS**
**John Bianco**

Office	(512) 471-1346
Cell	(512) 748-9315
Email	john.bianco@athletics.utexas.edu


**OKLAHOMA**
**GAME 11** | Nov. 18 | TBA

**GENERAL INFO**

Location	Norman, Okla.
Enrollment	30,813
Color	Crimson & Cream
President	David L. Boren
Athletics Director	Joe Castiglione
Conference	Big 12
Stadium	Gaylord Family - Oklahoma Memorial Stadium (83,489 - Grass)
Website	SoonerSports.com

**HEAD COACH**

 Lincoln Riley (Texas Tech, 2006)  
**Record at OU:** 0-0 (First season)

**TEAM INFORMATION**

2016 Record	11-2
Conference Finish	9-0 (1st)
Letterwinners R/L	48/20

**MEDIA RELATIONS**
**Mike Houck**

Office	(405) 325-8227
Cell	(405) 249-5892
Email	mhouck@ou.edu


**AT OKLAHOMA STATE**
**GAME 12** | Nov. 25 | TBA

**GENERAL INFO**

Location	Stillwater, Okla.
Enrollment	25,594
Color	Orange & Black
President	V. Burns Hargis
Athletics Director	Mike Holder
Conference	Big 12
Stadium	Boone Pickens Stadium (56,790 - AstroTurf)
Website	OKState.com

**HEAD COACH**

 Mike Gundy (Oklahoma State, 1990)  
**Record at OSU:** 104-50 (13th season)

**TEAM INFORMATION**

2016 Record	10-3
Conference Finish	7-2 (T-2nd)
Letterwinners R/L	39/23

**MEDIA RELATIONS**
**Gavin Lang**

Office	(405) 744-3875
Cell	(405) 612-9274
Email	gavin.lang@okstate.edu

**2017 SCHEDULE**

Sept. 2	MARYLAND
Sept. 9	SAN JOSE STATE
Sept. 16	at USC
Sept. 28	at Iowa State
Oct. 7	KANSAS STATE
Oct. 14	vs. Oklahoma
Oct. 21	OKLAHOMA STATE
Oct. 28	at Baylor
Nov. 4	at TCU
<b>Nov. 11</b>	<b>KANSAS</b>
Nov. 18	at West Virginia
Nov. 24	TEXAS TECH

**SERIES INFORMATION**

Overall	3-13
In Austin	0-7
Last Meeting	Nov. 19, 2016
First Meeting	Nov. 23, 1901

**2017 SCHEDULE**

Sept. 2	UTEP
Sept. 9	at Ohio State
Sept. 16	TULANE
Sept. 23	at Baylor
Oct. 7	IOWA STATE
Oct. 14	vs. Texas
Oct. 21	at Kansas State
Oct. 28	TEXAS TECH
Nov. 4	at Oklahoma State
Nov. 11	TCU
<b>Nov. 18</b>	<b>at Kansas</b>
Nov. 25	WEST VIRGINIA

**SERIES INFORMATION**

Overall	27-74-6
In Lawrence	14-34-3
Last Meeting	Oct. 29, 2016
First Meeting	Nov. 7, 1903

**2017 SCHEDULE**

Aug. 31	TULSA
Sept. 8	at South Alabama
Sept. 16	at Pittsburgh
Sept. 23	TCU
Sept. 30	at Texas Tech
Oct. 14	BAYLOR
Oct. 21	at Texas
Oct. 28	at West Virginia
Nov. 4	OKLAHOMA
Nov. 11	at Iowa State
Nov. 18	KANSAS STATE
<b>Nov. 25</b>	<b>KANSAS</b>

**SERIES INFORMATION**

Overall	29-35-3
In Stillwater	14-15-2
Last Meeting	Oct. 22, 2016
First Meeting	Oct. 13, 1923

## SERIES HISTORY

## SOUTHEAST MISSOURI

<b>SERIES:</b>	<b>KU LEADS 1-0</b>
<b>In Lawrence:</b>	<b>KU leads 1-0</b>
9/6/2014 Lawrence	W 34-28

## CENTRAL MICHIGAN

<b>SERIES:</b>	<b>KU LEADS 2-0</b>
<b>In Lawrence:</b>	<b>KU leads 2-0</b>
9/1/2007 Lawrence	W 52-7
9/20/2014 Lawrence	W 24-10

## OHIO

<b>SERIES:</b>	<b>OHIO LEADS 2-0</b>
<b>In Lawrence:</b>	<b>Ohio leads 2-0</b>
<b>In Athens:</b>	<b>First Meeting</b>
10/7/1967 Lawrence	L 23-55
9/10/2016 Lawrence	L 21-37

## WEST VIRGINIA

<b>SERIES:</b>	<b>WVU LEADS 5-1</b>
<b>In Lawrence:</b>	<b>Series tied 1-1</b>
<b>In Morgantown, W. Va.:</b>	<b>WVU leads 4-0</b>
11/8/1941 Morgantown	L 0-21
12/1/2012 Morgantown	L 10-59
11/16/2013 Lawrence	W 31-19
10/4/2014 Morgantown	L 14-33
11/21/2015 Lawrence	L 0-49
11/5/2016 Morgantown	L 21-48

## TEXAS TECH

<b>SERIES:</b>	<b>TTU LEADS 17-1</b>
<b>In Lawrence:</b>	<b>TTU leads 9-0</b>
<b>In Lubbock, Texas:</b>	<b>TTU leads 8-1</b>
9/18/1965 Lubbock	L 7-28
9/17/1966 Lawrence	L 7-23
9/20/1969 Lubbock	L 22-28
9/19/1970 Lawrence	L 0-23
10/12/1996 Lawrence	L 7-30
10/11/1997 Lubbock	L 7-17
10/28/2000 Lawrence	L 39-45
10/6/2001 Lubbock (ot)	W 34-31
9/25/2004 Lawrence	L 30-31
10/1/2005 Lubbock	L 17-30
10/25/2008 Lawrence	L 21-63
10/31/2009 Lubbock	L 21-42
10/1/2011 Lawrence	L 34-45
11/10/2012 Lubbock (2ot)	L 34-41
10/5/2013 Lawrence	L 16-54
10/18/2014 Lubbock	L 21-34
10/17/2015 Lawrence	L 20-30
9/29/2016 Lubbock	L 19-55

## IOWA STATE

<b>SERIES:</b>	<b>KU LEADS 50-40-6</b>
<b>In Lawrence:</b>	<b>KU leads 28-17-3</b>
<b>In Ames, Iowa:</b>	<b>ISU leads 23-22-3</b>
10/15/1898 Lawrence	W 11-6
10/14/1916 Ames	L 0-13
10/27/1917 Lawrence	W 7-0
10/25/1919 Ames	T 0-0
10/23/1920 Lawrence	W 7-0
11/5/1921 Ames	W 14-7
10/11/1924 Lawrence	L 10-13
10/10/1925 Ames	L 0-20
10/27/1928 Lawrence	T 0-0
10/26/1929 Ames	W 33-0
10/25/1930 Lawrence	W 20-6
10/15/1932 Ames	W 26-0
11/18/1933 Lawrence	W 20-6
11/3/1934 Ames	T 0-0
11/23/1935 Lawrence	L 12-21
10/10/1936 Ames	L 7-21
10/16/1937 Lawrence	W 14-6
10/22/1938 Ames	L 7-21
10/7/1939 Lawrence	W 14-0
10/5/1940 Ames	L 0-7
10/25/1941 Lawrence	W 13-0
11/14/1942 Ames	L 13-20
10/9/1943 Lawrence	L 6-13
10/14/1944 Ames	L 0-25
10/6/1945 Lawrence	T 13-13
10/12/1946 Ames	W 24-8
10/4/1947 Lawrence	W 27-7
10/9/1948 Ames	W 20-7
10/1/1949 Lawrence	L 6-19



10/14/1950 Ames	W 33-21	11/22/2003 Lawrence	W 36-7
9/29/1951 Lawrence	W 53-33	10/30/2004 Ames	L 7-13
10/11/1952 Ames	W 43-0	11/26/2005 Lawrence (ot)	W 24-21
10/3/1953 Lawrence	W 23-0	11/4/2006 Ames	W 41-10
10/9/1954 Ames	L 6-33	11/17/2007 Lawrence	W 45-7
10/8/1955 Lawrence	T 7-7	10/4/2008 Ames	W 35-33
10/13/1956 Ames	W 25-14	10/10/2009 Lawrence	W 41-36
10/12/1957 Lawrence	L 6-21	10/30/2010 Ames	L 16-28
10/11/1958 Ames	W 7-0	11/5/2011 Ames	L 10-13
10/31/1959 Lawrence	W 7-0	11/17/2012 Lawrence	L 23-51
10/8/1960 Ames	W 28-14	11/23/2013 Ames	L 0-34
10/14/1961 Lawrence	W 21-7	11/8/2014 Lawrence	W 34-14
10/13/1962 Ames	W 29-8	10/3/2015 Ames	L 13-38
10/12/1963 Lawrence	L 14-17	11/12/2016 Lawrence	L 24-31
10/10/1964 Ames	W 42-6		
10/9/1965 Lawrence	L 7-21	<b>TCU</b>	
10/8/1966 Ames	L 7-24	<b>SERIES:</b>	
10/28/1967 Lawrence	W 28-14	<b>In Lawrence:</b>	<b>TCU LEADS 21-8-4</b>
10/26/1968 Ames	W 46-25	<b>In Fort Worth, Texas:</b>	<b>TCU leads 10-6</b>
10/25/1969 Ames	L 20-44	<b>Neutral Sites:</b>	<b>TCU leads 9-2-2</b>
10/24/1970 Lawrence	W 24-10	10/10/1942 Fort Worth	L 6-41
10/23/1971 Ames	L 24-40	9/23/1944 Kansas City, Mo.	L 0-7
10/28/1972 Lawrence	L 8-34	9/22/1945 Kansas City, Mo.	L 0-18
10/27/1973 Ames	W 22-20	9/21/1946 Kansas City, Mo.	T 0-0
10/26/1974 Lawrence	L 6-22	9/20/1947 Kansas City, Mo.	T 0-0
10/18/1975 Ames	W 21-10	9/18/1948 Lawrence	L 13-14
11/6/1976 Lawrence	L 17-31	9/17/1949 Lawrence	L 0-28
10/29/1977 Ames	L 3-41	9/23/1950 Lawrence	L 7-14
10/28/1978 Lawrence	L 7-13	9/22/1951 Fort Worth	W 27-13
10/20/1979 Ames	W 24-7	9/20/1952 Lawrence	W 13-0
10/18/1980 Lawrence	W 28-17	9/19/1953 Fort Worth	L 0-13
11/7/1981 Ames	W 24-11	9/18/1954 Lawrence	L 6-27
11/6/1982 Lawrence	W 24-17	9/17/1955 Fort Worth	L 14-47
10/8/1983 Ames	L 35-38	9/22/1956 Lawrence	L 0-32
10/6/1984 Lawrence	W 33-14	9/21/1957 Fort Worth	T 13-13
10/12/1985 Ames	L 21-22	9/20/1958 Lawrence	L 0-42
10/11/1986 Lawrence	L 10-13	9/19/1959 Fort Worth	L 7-14
10/24/1987 Lawrence	L 28-42	9/17/1960 Lawrence	W 21-7
10/22/1988 Ames	L 14-42	9/23/1961 Fort Worth	L 16-17
10/7/1989 Lawrence	L 20-24	9/22/1962 Lawrence	L 3-6
10/6/1990 Ames	T 34-34	9/21/1963 Fort Worth	L 6-10
10/19/1991 Lawrence	W 41-0	9/19/1964 Lawrence	W 7-3
10/17/1992 Ames	W 50-47	9/18/1982 Lawrence	W 30-19
10/16/1993 Lawrence	W 35-20	9/10/1983 Fort Worth	T 16-16
10/15/1994 Ames	W 41-23	9/17/1994 Fort Worth	L 21-31
10/14/1995 Lawrence	W 34-7	9/14/1995 Lawrence	W 38-20
11/2/1996 Ames	W 34-31	9/14/1996 Fort Worth	W 52-17
11/1/1997 Lawrence	W 34-24	9/6/1997 Lawrence	W 17-10
11/21/1998 Ames	L 20-23	9/15/2012 Lawrence	L 6-20
11/20/1999 Lawrence	W 31-28	10/12/2013 Fort Worth	L 17-27
11/18/2000 Ames	L 17-38	11/15/2014 Lawrence	L 30-34
11/17/2001 Lawrence	L 7-49	11/14/2015 Fort Worth	L 17-23
8/31/2002 Ames	L 3-45	10/8/2016 Lawrence	L 23-24

## KANSAS STATE

<b>SERIES:</b>	<b>KU LEADS 66-43-5</b>
<b>In Lawrence:</b>	<b>KU leads 37-18-2</b>
<b>In Manhattan, Kan.:</b>	<b>KU leads 28-25-3</b>
10/4/1902 Lawrence	W 16-0
10/3/1903 Lawrence	W 34-0
11/19/1904 Manhattan	W 41-4
11/25/1905 Lawrence	W 28-0
11/24/1906 Manhattan	L 4-6
10/26/1907 Lawrence	W 29-10
10/10/1908 Lawrence	W 12-6
10/16/1909 Manhattan	W 5-3
10/21/1911 Manhattan	W 6-0
10/26/1912 Lawrence	W 19-6
10/25/1913 Manhattan	W 26-0
10/26/1914 Lawrence	W 27-0
10/23/1915 Manhattan	W 19-7
10/28/1916 Lawrence	T 0-0
11/3/1917 Manhattan	W 9-0
11/28/1918 Lawrence	W 13-7
11/1/1919 Lawrence	W 16-3
10/30/1920 Manhattan	W 14-0
10/29/1921 Lawrence	W 21-7
10/28/1922 Manhattan	T 7-7
10/27/1923 Lawrence	T 0-0
10/18/1924 Manhattan	L 0-6
10/17/1925 Lawrence	L 7-14
10/16/1926 Manhattan	L 0-27
10/15/1927 Lawrence	L 2-13
10/20/1928 Manhattan	W 7-0
10/19/1929 Lawrence	L 0-6
10/18/1930 Manhattan	W 14-0
10/17/1931 Lawrence	L 0-13
11/19/1932 Manhattan	W 19-0
10/28/1933 Lawrence	L 0-6
10/20/1934 Manhattan	L 0-13
10/26/1935 Lawrence	W 9-2
10/24/1936 Manhattan	L 6-26
11/13/1937 Lawrence	L 0-7
10/29/1938 Manhattan	W 27-7
11/3/1939 Lawrence	L 6-27
10/26/1940 Manhattan	L 0-20
11/15/1941 Lawrence	W 20-16
10/24/1942 Manhattan	W 19-7
10/30/1943 Lawrence	W 25-2
11/1/1944 Manhattan	L 14-18
11/17/1945 Lawrence	W 27-0
11/16/1946 Manhattan	W 34-0
11/1/1947 Lawrence	W 55-0
11/13/1948 Manhattan	W 20-14
10/29/1949 Lawrence	W 38-0
11/18/1950 Manhattan	W 47-7
10/27/1951 Lawrence	W 33-14
11/1/1952 Manhattan	W 26-6
11/7/1953 Lawrence	L 0-7
10/30/1954 Manhattan	L 6-28
11/5/1955 Lawrence	L 0-46
11/3/1956 Manhattan	W 20-15
11/9/1957 Lawrence	W 13-7
11/1/1958 Manhattan	W 21-12
10/17/1959 Lawrence	W 33-14
9/24/1960 Manhattan	W 41-0
11/11/1961 Lawrence	W 34-0
11/3/1962 Manhattan	W 38-0
11/2/1963 Lawrence	W 34-0
10/31/1964 Manhattan	W 7-0
10/30/1965 Lawrence	W 34-0
10/29/1966 Manhattan	T 3-3
11/4/1967 Lawrence	W 17-16
11/16/1968 Manhattan	W 38-29
10/11/1969 Lawrence	L 22-26
10/10/1970 Manhattan	W 21-15
10/9/1971 Lawrence	W 39-13
10/14/1972 Manhattan	L 19-20
10/13/1973 Lawrence	W 25-18
10/12/1974 Manhattan	W 20-13
11/1/1975 Lawrence	W 28-0
10/23/1976 Manhattan	W 24-14
11/5/1977 Lawrence	W 29-21
11/18/1978 Manhattan	L 20-36
11/3/1979 Lawrence	W 36-28
11/1/1980 Manhattan	W 20-18
10/24/1981 Lawrence	W 17-14
10/23/1982 Manhattan	L 7-36
10/15/1983 Lawrence	W 31-3



# SERIES HISTORY

10/13/1984	Manhattan	L	7-24
10/19/1985	Lawrence	W	38-7
10/18/1986	Manhattan	L	12-29
11/7/1987	Manhattan	T	17-17
11/5/1988	Lawrence	W	30-12
10/28/1989	Manhattan	W	21-16
10/27/1990	Lawrence	W	27-24
10/12/1991	Manhattan	L	12-16
10/10/1992	Lawrence	W	31-7
10/9/1993	Manhattan	L	9-10
10/6/1994	Lawrence	L	13-21
10/28/1995	Manhattan	L	7-41
11/9/1996	Lawrence	L	12-38
11/8/1997	Manhattan	L	16-48
10/31/1998	Lawrence	L	6-54
10/9/1999	Manhattan	L	9-50
10/7/2000	Lawrence	L	13-52
10/27/2001	Manhattan	L	6-40
11/2/2002	Lawrence	L	0-64
10/25/2003	Manhattan	L	6-42
10/9/2004	Lawrence	W	31-28
10/8/2005	Manhattan	L	3-12
11/18/2006	Lawrence	W	39-20
10/6/2007	Manhattan	W	30-24
11/1/2008	Lawrence	W	52-21
11/7/2009	Manhattan	L	10-17
10/14/2010	Lawrence	L	7-59
10/22/2011	Lawrence	L	21-59
10/6/2012	Manhattan	L	16-56
11/30/2013	Lawrence	L	10-31
11/29/2014	Manhattan	L	13-51
11/28/2015	Lawrence	L	14-45
11/26/2016	Manhattan	L	19-34

**BAYLOR**

<b>SERIES:</b>			
<b>In Lawrence:</b>		<b>BU LEADS 12-4</b>	
<b>In Waco, Texas:</b>		<b>Series tied 4-4</b>	
		<b>BU leads 8-0</b>	
9/18/1971	Lawrence	W	22-0
9/10/1988	Lawrence	L	14-27
9/23/1989	Waco	L	3-46
10/10/1998	Waco	L	24-31
11/6/1999	Lawrence	W	45-10
10/5/2002	Waco	L	32-35
10/18/2003	Lawrence	W	28-21
10/21/2006	Waco	L	35-36
10/13/2007	Lawrence	W	58-10
10/2/2010	Waco	L	7-55
11/12/2011	Lawrence (ot)	L	30-31
11/3/2012	Waco	L	14-41
10/26/2013	Lawrence	L	14-59
11/1/2014	Waco	L	14-60
10/10/2015	Lawrence	L	7-66
10/15/2016	Waco	L	7-49

**TEXAS**

<b>SERIES:</b>			
<b>In Lawrence:</b>		<b>UT LEADS 13-3</b>	
<b>In Austin, Texas:</b>		<b>UT leads 6-3</b>	
		<b>UT leads 7-0</b>	
11/23/1901	Lawrence	W	12-0
9/24/1938	Lawrence	W	19-18
11/16/1996	Lawrence	L	17-38
11/15/1997	Austin	L	31-45
11/11/2000	Lawrence	L	16-51
11/10/2001	Austin	L	0-59
11/13/2004	Lawrence	L	23-27
11/12/2005	Austin	L	14-66
11/15/2008	Lawrence	L	7-35
11/21/2009	Austin	L	20-51
10/29/2011	Austin	L	0-43
10/27/2012	Lawrence	L	17-21
11/2/2013	Austin	L	13-35
9/27/2014	Lawrence	L	0-23
11/7/2015	Austin	L	20-59
11/19/2016	Lawrence	W	24-21

**OKLAHOMA**

<b>SERIES:</b>			
<b>In Lawrence:</b>		<b>OU LEADS 74-27-6</b>	
<b>In Norman, Okla.:</b>		<b>OU leads 34-14-3</b>	
<b>Neutral Sites:</b>		<b>OU leads 39-13-3</b>	
		<b>OU leads 1-0-0</b>	
11/7/1903	Lawrence	W	17-5
10/21/1904	Norman	W	16-0
10/21/1905	Lawrence	W	34-0
10/20/1906	Lawrence	W	20-4

10/19/1907	Norman	W	15-0
10/17/1908	Lawrence	W	11-0
10/9/1909	Lawrence	W	11-0
11/12/1910	Norman	W	2-0
11/11/1911	Lawrence	L	0-3
11/2/1912	Lawrence	L	5-6
11/1/1913	Norman	L	7-21
10/31/1914	Lawrence	T	16-16
10/30/1915	Norman	L	14-23
11/4/1916	Lawrence	W	21-13
11/10/1917	Norman	W	13-6
11/5/1918	Lawrence	L	0-33
11/8/1919	Lawrence	T	0-0
11/6/1920	Norman	L	9-21
11/5/1921	Norman	L	7-24
11/4/1922	Lawrence	W	19-3
11/3/1923	Norman	W	7-3
11/15/1924	Lawrence	W	20-0
11/7/1925	Norman	T	0-0
11/11/1926	Lawrence	W	10-9
11/12/1927	Norman	L	7-26
11/17/1928	Lawrence	L	0-7
11/9/1929	Norman	W	7-0
11/15/1930	Lawrence	W	13-0
11/7/1931	Norman	L	0-10
10/8/1932	Lawrence	L	6-21
11/4/1933	Norman	L	0-20
10/27/1934	Lawrence	T	7-7
11/2/1935	Norman	W	7-0
10/17/1936	Lawrence	L	0-14
10/23/1937	Norman	W	6-3
10/15/1938	Lawrence	L	0-19
10/21/1939	Norman	L	7-27
10/9/1940	Lawrence	L	0-13
11/1/1941	Norman	L	0-38
10/17/1942	Lawrence	L	0-25
11/6/1943	Norman	L	13-26
11/18/1944	Lawrence	L	0-20
10/20/1945	Norman	L	7-39
11/9/1946	Lawrence	W	16-13
10/18/1947	Norman	T	13-13
11/20/1948	Lawrence	L	7-60
10/15/1949	Norman	L	26-48
11/11/1950	Lawrence	L	13-33
10/20/1951	Norman	L	21-33
10/18/1952	Lawrence	L	20-42
10/17/1953	Norman	L	0-45
10/16/1954	Lawrence	L	0-65
10/15/1955	Norman	L	6-44
10/20/1956	Lawrence	L	12-34
10/19/1957	Norman	L	0-47
10/18/1958	Lawrence	L	0-43
10/24/1959	Norman	L	6-7
10/15/1960	Lawrence	T	13-13
10/21/1961	Norman	W	10-0
10/20/1962	Lawrence	L	7-13
10/19/1963	Norman	L	18-21
10/17/1964	Lawrence	W	15-14
10/16/1965	Norman	L	7-21
10/15/1966	Lawrence	L	0-35
11/18/1967	Norman	L	10-14
11/9/1968	Lawrence	L	23-27
11/15/1969	Norman	L	15-31
11/14/1970	Lawrence	L	24-28
11/13/1971	Norman	L	10-56
11/18/1972	Lawrence	L	7-31
11/17/1973	Norman	L	20-48
11/16/1974	Lawrence	L	14-45
11/8/1975	Norman	W	23-3
10/16/1976	Lawrence	L	10-28
10/1/1977	Norman	L	9-42
10/14/1978	Lawrence	L	16-17
11/10/1979	Norman	L	0-38
11/8/1980	Lawrence	L	19-21
10/17/1981	Norman	L	7-45
10/16/1982	Lawrence	L	14-38
10/29/1983	Norman	L	14-45
10/27/1984	Lawrence	W	28-11
11/2/1985	Norman	L	6-48
11/1/1986	Lawrence	L	3-64
10/31/1987	Lawrence	L	10-71
10/29/1988	Norman	L	14-63
9/30/1989	Lawrence	L	6-45
9/29/1990	Norman	L	17-31
10/26/1991	Norman	L	3-41

10/24/1992	Lawrence	W	27-10
10/23/1993	Norman	L	25-38
10/22/1994	Lawrence	L	17-20
10/21/1995	Norman	W	38-17
10/5/1996	Norman	W	52-24
10/4/1997	Lawrence	W	20-17
9/30/2000	Norman	L	16-34
10/13/2001	Lawrence	L	10-38
10/23/2004	Norman	L	10-41
10/15/2005	Kansas City, Mo.	L	3-19
10/18/2008	Norman	L	31-45
10/24/2009	Lawrence	L	13-35
10/15/2011	Lawrence	L	17-47
10/20/2012	Norman	L	7-52
10/19/2013	Lawrence	L	19-34
11/22/2014	Norman	L	7-44
10/31/2015	Lawrence	L	7-62
10/29/2016	Norman	L	3-56

**OKLAHOMA STATE**

<b>SERIES:</b>			
<b>In Lawrence:</b>		<b>OSU LEADS 35-29-3</b>	
<b>In Stillwater, Okla.:</b>		<b>OSU leads 20-15-1</b>	
		<b>OSU leads 15-14-2</b>	
10/13/1923	Lawrence	W	9-0
10/4/1924	Lawrence	L	0-3
10/3/1925	Lawrence	W	13-3
10/31/1931	Lawrence	L	7-13
11/2/1946	Lawrence	W	14-13
11/15/1947	Stillwater	W	13-7
10/30/1948	Lawrence	W	13-7
10/22/1949	Stillwater	W	55-14
10/21/1950	Lawrence	W	40-7
11/17/1951	Stillwater	W	27-12
11/15/1952	Lawrence	W	12-7
11/14/1953	Lawrence	L	14-41
11/13/1954	Stillwater	L	12-47
11/12/1955	Lawrence	W	12-7
10/26/1956	Stillwater	W	21-13
11/16/1957	Lawrence	W	13-7
11/15/1958	Stillwater	L	3-6
11/14/1959	Lawrence	W	28-14
11/22/1960	Stillwater	W	14-7
10/28/1961	Lawrence	W	42-8
10/27/1962	Stillwater	W	36-17
10/26/1963	Lawrence	W	41-7

10/24/1964	Stillwater	W	14-13
10/23/1965	Lawrence	W	9-0
10/22/1966	Stillwater	L	7-10
10/21/1967	Stillwater	W	26-15
10/19/1968	Lawrence	W	49-19
11/1/1969	Lawrence	L	25-28
10/31/1970	Stillwater	L	7-19
10/30/1971	Lawrence	L	10-17
11/4/1972	Stillwater	W	13-10
11/3/1973	Lawrence	T	10-10
11/2/1974	Stillwater	L	13-24
10/25/1975	Lawrence	L	19-35
10/9/1976	Stillwater	L	14-21
10/22/1977	Lawrence	L	0-21
10/21/1978	Stillwater	L	7-21
10/27/1979	Lawrence	L	17-30
10/25/1980	Stillwater	T	14-14
10/10/1981	Lawrence	L	7-20
10/9/1982	Stillwater	T	24-24
10/22/1983	Lawrence	L	10-27
10/20/1984	Stillwater	L	10-47
10/26/1985	Lawrence	L	10-17
10/25/1986	Stillwater	L	6-24
11/14/1987	Lawrence	L	17-49
11/12/1988	Stillwater	L	24-63
11/4/1989	Lawrence	L	24-37
11/3/1990	Stillwater	W	31-30
11/2/1991	Stillwater	W	31-0
11/2/1992	Lawrence	W	26-18
10/30/1993	Stillwater	W	13-6
10/29/1994	Lawrence	W	24-14
11/18/1995	Stillwater	W	22-17
9/5/1998	Lawrence	L	28-38
11/13/1999	Stillwater	L	13-45
11/16/2002	Lawrence	L	20-55
11/15/2003	Stillwater	L	21-44
10/14/2006	Lawrence	L	33-42
11/10/2007	Stillwater	W	43-28
11/20/2010	Lawrence	L	14-48
10/8/2011	Stillwater	L	28-70
10/13/2012	Lawrence	L	14-20
11/9/2013	Stillwater	L	6-42
10/11/2014	Lawrence	L	20-27
10/24/2015	Stillwater	L	10-58
10/22/2016	Lawrence	L	20-44



# FOOTBALL BOWL SERIES (FBS)

AMERICAN ATHLETIC	G	W	L	T	FIRST	LAST
Cincinnati	2	1	1	0	1995	1997
Houston	3	3	0	0	1994	2005
Memphis	2	0	2	0	2015	2016
SMU	6	2	4	0	1952	2000
Temple	1	0	1	0	1941	1941
Tulane	1	1	0	0	1958	1958
Tulsa	10	5	5	0	1933	2004
South Florida	2	1	1	0	2006	2008
<b>Totals</b>	<b>27</b>	<b>13</b>	<b>14</b>	<b>0</b>	<b>1933</b>	<b>2016</b>

ATLANTIC COAST	G	W	L	T	FIRST	LAST
Duke	2	1	1	0	2009	2014
Florida State	7	2	5	0	1971	1993
Georgia Tech	3	1	2	0	1947	2011
Louisville	3	0	3	0	1980	1990
Miami (Fla.)	4	0	4	0	1957	1990
North Carolina	2	0	2	0	1984	1986
North Carolina State	2	0	2	0	1973	2003
Pittsburgh	3	0	3	0	1975	1980
Syracuse	8	4	4	0	1959	1980
Virginia	2	0	2	0	1990	1991
Virginia Tech	1	1	0	0	2007	2007
<b>Totals</b>	<b>37</b>	<b>9</b>	<b>28</b>	<b>0</b>	<b>1947</b>	<b>2014</b>

BIG TEN	G	W	L	T	FIRST	LAST
Illinois	5	2	3	0	1892	1968
Indiana	2	1	1	0	1967	1968
Iowa	10	7	3	0	1891	1960
Michigan	3	0	3	0	1893	1979
Michigan State	6	1	5	0	1934	1994
Minnesota	7	4	3	0	1893	2008
Nebraska	117	23	91	3	1892	2010
Northwestern	2	0	2	0	2003	2004
Penn State	1	0	1	0	1969	1969
Rutgers	1	0	1	0	2015	2015
Wisconsin	6	2	4	0	1901	1976
<b>Totals</b>	<b>160</b>	<b>40</b>	<b>117</b>	<b>3</b>	<b>1891</b>	<b>2015</b>

BIG 12	G	W	L	T	FIRST	LAST
Baylor	16	4	12	0	1971	2016
Iowa State	96	50	40	6	1898	2016
Kansas State	114	66	43	5	1902	2016
Oklahoma	107	27	74	6	1903	2016
Oklahoma State	67	29	35	3	1923	2016
Texas	16	3	13	0	1901	2016
TCU	33	8	21	4	1942	2016
Texas Tech	18	1	17	0	1965	2016
West Virginia	6	1	5	0	1941	2016
<b>Totals</b>	<b>473</b>	<b>189</b>	<b>260</b>	<b>24</b>	<b>1898</b>	<b>2016</b>

CONFERENCE USA	G	W	L	T	FIRST	LAST
Florida Atlantic	1	1	0	0	2005	2005
Florida International	2	2	0	0	2007	2008
Louisiana Tech	4	3	1	0	1987	2013
North Texas	3	3	0	0	1979	1998
Rice	3	1	2	0	1961	2013
Southern Mississippi	2	1	1	0	2009	2010
UAB	4	4	0	0	1994	2000
UTEP	1	1	0	0	2009	2009
<b>Totals</b>	<b>20</b>	<b>16</b>	<b>4</b>	<b>0</b>	<b>1961</b>	<b>2013</b>

INDEPENDENTS	G	W	L	T	FIRST	LAST
Army	1	0	1	0	1922	1922
BYU	1	1	0	0	1992	1992
Notre Dame	6	1	4	1	1904	1999
<b>Totals</b>	<b>8</b>	<b>2</b>	<b>5</b>	<b>1</b>	<b>1904</b>	<b>1999</b>

MID-AMERICAN	G	W	L	T	FIRST	LAST
Ball State	2	2	0	0	1992	1996
Bowling Green	1	0	1	0	2002	2002
Central Michigan	2	2	0	0	2007	2014
Kent State	2	1	1	0	1987	1989
Northern Illinois	3	1	2	0	1983	2012
Ohio	2	0	2	0	1967	2016
Toledo	4	3	1	0	1991	2007
<b>Totals</b>	<b>16</b>	<b>9</b>	<b>7</b>	<b>0</b>	<b>1967</b>	<b>2016</b>

MOUNTAIN WEST	G	W	L	T	FIRST	LAST
Colorado State	4	4	0	0	1931	1993
Hawaii	1	1	0	0	1985	1985
New Mexico	3	2	1	0	1968	1970
San Diego State	1	0	1	0	1999	1999
UNLV	2	1	1	0	2002	2003
Utah State	1	1	0	0	1986	1986
Wyoming	6	4	1	1	1961	2003
<b>Totals</b>	<b>18</b>	<b>13</b>	<b>4</b>	<b>1</b>	<b>1931</b>	<b>2003</b>

PAC-12	G	W	L	T	FIRST	LAST
Arizona	6	3	2	1	1936	1966
California	5	2	3	0	1961	1992
Colorado	70	24	43	3	1903	2010
Oregon	2	1	0	1	1980	1981
Oregon State	6	4	2	0	1957	1992
Southern California	1	1	0	0	1983	1983
Stanford	1	0	1	0	1967	1967
UCLA	7	2	5	0	1953	2001
Utah	4	2	2	0	1950	1996
Washington	1	0	1	0	1978	1978
Washington State	9	7	2	0	1955	1977
<b>Totals</b>	<b>112</b>	<b>46</b>	<b>61</b>	<b>5</b>	<b>1903</b>	<b>2010</b>

SOUTHEASTERN	G	W	L	T	FIRST	LAST
Arkansas	2	2	0	0	1905	1906
Auburn	2	0	2	0	1987	1988
Kentucky	4	3	0	1	1975	1982
Mississippi State	1	0	1	0	1981	1981
Missouri	120	55	56	9	1891	2011
Tennessee	2	0	2	0	1973	1974
Texas A&M	11	2	9	0	1974	2011
Vanderbilt	2	1	1	0	1984	1985
<b>Totals</b>	<b>144</b>	<b>63</b>	<b>71</b>	<b>10</b>	<b>1891</b>	<b>2011</b>

SUN BELT	G	W	L	T	FIRST	LAST
Appalachian State	1	1	0	0	2005	2005
Arkansas State	1	1	0	0	1981	1981
Louisiana Monroe	1	1	0	0	2006	2006
New Mexico State	3	2	1	0	1988	2010
<b>Totals</b>	<b>6</b>	<b>5</b>	<b>1</b>	<b>0</b>	<b>1981</b>	<b>2010</b>



## FOOTBALL CHAMPIONSHIP SERIES (FCS) (FORMERLY I-AA)

ATLANTIC 10	G	W	L	T	FIRST	LAST
Villanova	1	0	1	0	1940	1940
<b>Totals</b>	<b>1</b>	<b>0</b>	<b>1</b>	<b>0</b>	<b>1940</b>	<b>1940</b>

BIG SKY	G	W	L	T	FIRST	LAST
Montana State	1	1	0	0	1989	1989
Northern Colorado	1	1	0	0	2009	2009
<b>Totals</b>	<b>2</b>	<b>2</b>	<b>0</b>	<b>0</b>	<b>1989</b>	<b>2009</b>

COLONIAL ATHLETIC	G	W	L	T	FIRST	LAST
Rhode Island	1	1	0	0	2016	2016
<b>Totals</b>	<b>1</b>	<b>1</b>	<b>0</b>	<b>0</b>	<b>2016</b>	<b>2016</b>

IVY	G	W	L	T	FIRST	LAST
Pennsylvania	1	0	1	0	1930	1930
<b>Totals</b>	<b>1</b>	<b>0</b>	<b>1</b>	<b>0</b>	<b>1930</b>	<b>1930</b>

MISSOURI VALLEY	G	W	L	T	FIRST	LAST
Illinois State	1	1	0	0	1998	1998
Indiana State	2	2	0	0	1985	1986
Missouri State	2	2	0	0	2001	2002
North Dakota State	1	0	1	0	2010	2010
South Dakota	1	1	0	0	2013	2013
South Dakota State	3	2	1	0	1947	2015
Southern Illinois	3	3	0	0	1986	2000
<b>Totals</b>	<b>13</b>	<b>11</b>	<b>2</b>	<b>0</b>	<b>1947</b>	<b>2015</b>

OHIO VALLEY	G	W	L	T	FIRST	LAST
Eastern Illinois	1	1	0	0	1985	1985
Jacksonville State	1	1	0	0	2003	2003
Southeast Missouri State	1	1	0	0	2014	2014
<b>Totals</b>	<b>3</b>	<b>3</b>	<b>0</b>	<b>0</b>	<b>1985</b>	<b>2014</b>

PIONEER	G	W	L	T	FIRST	LAST
Drake	17	10	6	1	1899	1940
<b>Totals</b>	<b>17</b>	<b>10</b>	<b>6</b>	<b>1</b>	<b>1899</b>	<b>1940</b>

SOUTHERN	G	W	L	T	FIRST	LAST
Western Carolina	1	1	0	0	1993	1993
<b>Totals</b>	<b>1</b>	<b>1</b>	<b>0</b>	<b>0</b>	<b>1993</b>	<b>1993</b>

SOUTHLAND	G	W	L	T	FIRST	LAST
McNeese State	1	1	0	0	2011	2011
Northwestern (La.) State	1	1	0	0	2006	2006
Sam Houston State	1	1	0	0	2006	2008
Southeastern Louisiana	1	1	0	0	2007	2007
<b>Totals</b>	<b>4</b>	<b>4</b>	<b>0</b>	<b>0</b>	<b>2006</b>	<b>2011</b>

OTHERS	G	W	L	T	FIRST	LAST
Abilene (Kan.)	1	1	0	0	1896	1896
Ainsworth Medical	1	1	0	0	1898	1898
Baker	10	6	3	1	1890	1918
Beloit (Kan.)	1	0	0	1	1901	1901
Boston	2	2	0	0	1959	1962
Cal State Northridge	1	1	0	0	1999	1999
Creighton	3	3	0	0	1923	1933
Denver	9	6	2	1	1932	1950
Denver Athletic Club	3	2	1	0	1892	1896
Doane	3	3	0	0	1894	1896
Drury	1	1	0	0	1905	1905
College of Emporia	5	5	0	0	1903	1914
Emporia State	18	16	1	1	1895	1929
Fort Riley (Kan.)	1	0	1	0	1943	1943
George Washington	6	3	3	0	1933	1949
Glasco (Kan.)	1	1	0	0	1897	1897
Grinnell (Kan.)	4	2	2	0	1925	1928
Haskell (Kan.)	11	6	5	0	1896	1931
Iowa Navy Pre-Flight	1	0	1	0	1942	1942
James Milliken	1	1	0	0	1931	1931
Kansas City Medical	7	4	3	0	1896	1902
Kansas City YMCA	2	1	1	0	1890	1891
Kirksville Osteopathy (Mo.)	1	1	0	0	1901	1901
Knox	1	0	1	0	1902	1902
Loyola (Calif.)	1	1	0	0	1951	1951
Marquette	4	0	4	0	1928	1945
Midland	3	3	0	0	1895	1897
Olathe Navy (Kan.)	1	1	0	0	1944	1944
Ottawa	6	4	1	1	1894	1910
Pacific	1	0	0	1	1956	1956
Pittsburg State	1	1	0	0	1919	1919
Saint Louis	3	1	2	0	1906	1932
St. Benedict's	2	2	0	0	1934	1935
St. Mary's (Kan.)	8	8	0	0	1897	1912
Santa Clara	1	1	0	0	1952	1952
South Dakota	1	1	0	0	1900	1900
Warrensburg (Mo.)	5	5	0	0	1897	1943
Washburn	37	28	5	4	1891	1945
Washington (Mo.)	15	12	0	3	1891	1942
Wichita State	7	5	2	0	1902	198

# 2017-18 BOWL SCHEDULE

DATE	BOWL GAME	LOCATION	MATCHUP	TIME (ET)	TV
TBA	Frisco Bowl	Frisco, Texas	AAC vs. Sun Belt	TBA	TBA
TBA	Foster Farms Bowl	Santa Clara, Calif.	Pac-12 vs. Big Ten	TBA	FOX
TBA	San Diego County Credit Union Holiday Bowl	San Diego, Calif.	Pac-12 vs. Big Ten	TBA	TBA
Dec. 16	R+L Carriers New Orleans Bowl	New Orleans, La.	Sun Belt vs. C-USA/MWC	1 p.m.	ESPN
Dec. 16	AutoNation Cure Bowl	Orlando, Fla.	AAC vs. Sun Belt	2:30 p.m.	CBS
Dec. 16	Las Vegas Bowl	Las Vegas, Nev.	Pac-12 vs. MWC	3:30 p.m.	ABC
Dec. 16	Gildan New Mexico Bowl	Albuquerque, N.M.	C-USA vs. MWC	4:30 p.m.	ESPN
Dec. 16	Raycom Media Camellia Bowl	Montgomery, Ala.	MAC vs. Sun Belt	8 p.m.	ESPN
Dec. 19	Boca Raton Bowl	Boca Raton, Fla.	AAC vs. C-USA	7 p.m.	ESPN
Dec. 21	St. Petersburg Bowl	St. Petersburg, Fla.	C-USA vs. AAC	8 p.m.	ESPN
Dec. 22	Bahamas Bowl	Nassau, Bahamas	MAC vs. Sun Belt	12:30 p.m.	ESPN
Dec. 22	Famous Idaho Potato Bowl	Boise, Idaho	MWC vs. MAC	4 p.m.	ESPN
Dec. 23	Birmingham Bowl	Birmingham, Ala.	SEC vs. AAC	Noon	ESPN
Dec. 23	Lockheed Martin Armed Forces Bowl	Fort Worth, Texas	Big Ten vs. Army	3:30 p.m.	ESPN
Dec. 23	Dollar General Bowl	Mobile, Ala.	MAC vs. Sun Belt	7 p.m.	ESPN
Dec. 24	Hawaii Bowl	Honolulu, Hawaii	MWC vs. AAC	8:30 p.m.	ESPN
Dec. 26	Quick Lane Bowl	Detroit, Mich.	Big Ten vs. ACC/ND	TBA	ESPN
Dec. 26	Zaxby's Heart of Dallas Bowl	Dallas, Texas	Big 12 vs. C-USA	TBA	ESPN
Dec. 26	Cactus Bowl	Phoenix, Ariz.	Big 12 vs. Pac-12	TBA	ESPN
Dec. 27	Independence Bowl	Shreveport, La.	SEC vs. ACC/ND	1:30 p.m.	ESPN
Dec. 27	New Era Pinstripe Bowl	Bronx, N.Y.	Big Ten vs. ACC/ND	5:15 p.m.	ESPN
Dec. 27	Texas Bowl	Houston, Texas	Big 12 vs. SEC	9 p.m.	ESPN
Dec. 28	Military Bowl Presented by Northrop Grumman	Annapolis, Md.	AAC vs. ACC/ND	1:30 p.m.	ESPN
Dec. 28	Camping World Bowl	Orlando, Fla.	Big 12 vs. ACC/ND	5:15 p.m.	ESPN
Dec. 28	Valero Alamo Bowl	San Antonio, Texas	Big 12 vs. Pac-12	9 p.m.	ESPN
Dec. 29	Belk Bowl	Charlotte, N.C.	SEC vs. ACC/ND	1 p.m.	ESPN
Dec. 29	Hyundai Sun Bowl	El Paso, Texas	Pac-12 vs. ACC/ND	2 p.m.	CBS
Dec. 29	Franklin American Mortgage Music City Bowl	Nashville, Tenn.	SEC vs. Big Ten/ACC/ND	4:30 p.m.	ESPN
Dec. 29	Goodyear Cotton Bowl Classic	Arlington, Texas	At-Large vs. At-Large	8:30 p.m.	ESPN
Dec. 30	TaxSlayer Bowl	Jacksonville, Fla.	SEC vs. Big Ten/ACC	Noon	ESPN
Dec. 30	AutoZone Liberty Bowl	Nashville, Tenn.	SEC vs. Big 12	12:30 p.m.	ABC
Dec. 30	PlayStation Fiesta Bowl	Glendale, Ariz.	At-Large vs. At-Large	4 p.m.	ESPN
Dec. 30	Capital One Orange Bowl	Miami, Fla.	ACC vs. Big Ten/SEC/ND	8 p.m.	ESPN
Dec. 30	NOVA Home Loans Arizona Bowl	Tucson, Ariz.	MWC vs. C-USA	TBA	CBS
Jan. 1	Outback Bowl	Tampa, Fla.	SEC vs. Big Ten	Noon	ESPN2
Jan. 1	Chick-fil-A Peach Bowl	Atlanta, Ga.	At-Large vs. At-Large	12:30 p.m.	ESPN
Jan. 1	Buffalo Wild Wings Citrus Bowl	Orlando, Fla.	SEC vs. Big Ten/ACC	1 p.m.	ABC
Jan. 1	Rose Bowl Game Presented by Northwestern Mutual	Pasadena, Calif.	Playoff Semifinal Game	5 p.m.	ESPN
Jan. 1	Allstate Sugar Bowl	New Orleans, La.	Playoff Semifinal Game	8:45 p.m.	ESPN
Jan. 8	CFP National Championship	Atlanta, Ga.	Semifinal Winners	8 p.m.	ESPN

OPPONENTS



K  
M  
C  
O  
R  
Rb  
H

COLLEGE FOOTBALL PLAYOFF

# BIG 12 CONFERENCE

The Big 12 enters its 22nd year in 2017-18 as it continues to promote the strength and success of one of the nation's premier athletic conferences under the direction of sixth-year commissioner Bob Bowlsby.

TCU and West Virginia joined the league on July 1, 2012 and became the Big 12's first additions since inception, joining Baylor, Iowa State, Kansas, Kansas State, Oklahoma, Oklahoma State, Texas and Texas Tech.

With 10 members, the Big 12 remains as the only autonomy conference to determine its champions in all sports directly on the field of play with a full round-robin schedule. The Conference's hard work ethic and strong values have translated to enormous success in its first 21 years. Since it began competition in 1996-97, the league can boast of 58 NCAA team titles and 645 individual national championships.

The Big 12 has been at the forefront in college athletics reform, specifically with student-athlete welfare issues to include cost of attendance, student-athlete time demands and strengthening its policy for concussion diagnosis and management. In 2014-15, the Big 12 introduced and hosted three "State of Collegiate Athletics" forums to examine the issues facing college athletics. Two were conducted in Washington, D.C and one in New York City. Panelists included respected authorities from intercollegiate athletics, university leadership and sports journalism. The third forum featured a special session comprised of student-athletes. The Big 12 continued the "State of Collegiate Athletics" forums the past three seasons with Dallas serving as the host site for two events and the most recent in Atlanta.

The Big 12 claimed four national championships in 2016-17 as Oklahoma brought home trophies in women's gymnastics, men's golf and softball, while Texas won men's swimming & diving. West Virginia played for the national championship in soccer while Texas advanced to the volleyball title match for the second-consecutive season. TCU baseball made its fourth-consecutive appearance in the College World Series. Oklahoma football won its 10th Big 12 title to advance to the Sugar Bowl. It marked the Conference's fifth appearance in a College Football Playoff New Year's Bowl in the three years of the structure. The Sooners also had two Heisman Trophy finalists, giving the Conference 18 since 1996, and two finalists for the fifth time. Texas' Courtney Okolo won the Bowerman Award, which is track & field's equivalent to the Heisman.

The Conference also had a banner year on the national stage in 2015-16. Two teams competed in 2015 College Football Playoff New Year's Bowls for the second consecutive season. Oklahoma made the Conference's first appearance in the CFP semifinals while OU men's basketball advanced to the Final Four. Other highlights included national championships by Texas men's swimming and diving and Oklahoma women's gymnastics and softball. National runner-up finishes were recorded by Texas volleyball, Oklahoma State wrestling, TCU equestrian, Texas men's golf, Oklahoma men's tennis and Oklahoma State women's tennis. Three Big 12 squads were among the eight teams that advanced to baseball's College World Series.

The Big 12 lays claim to five Heisman Trophy winners since 1996 and has had a finalist in 13 of its seasons. Twenty-seven major individual awards have been won by Big 12 student-athletes in football over the past eight campaigns. Overall, more than 4,800 student-athletes have earned All-America recognition. West Virginia soccer standout Kadeisha Buchanan earned the Hyundai Young Player Award at the 2015 World Cup while playing for her native Canada, given to the player born in 1995 or later

that made the biggest impression in the competition. She followed that up by being named the 2016 Honda Sport Award winner for soccer.

Through its first 21 years, the Big 12 has claimed a team national championship in 17 of the sports it sponsors. The Conference finished the BCS era ranked tied for second with seven appearances in the National Championship Game. The league has finished in the top two of women's basketball conference RPI in nine of the last 11 years and sent at least 70 percent of its teams to postseason for the eighth-straight season. In men's basketball, the league has had at least six 20-wins teams for 11 consecutive seasons, including each of the five years since it began competing with 10 squads. The Big 12 has had 27 teams earn NCAA bids over the past four campaigns, a total that ranks second nationally.

The Big 12 and its member institutions are committed to a competitive environment where sportsmanship and fair play take center stage. Whether on the field, in the classroom, or within the community, the student-athletes, administrators, coaches and game officials of the Big 12 support the highest ideals in sportsmanship.

National academic accolades have always been strong in the Big 12. Ty Darlington (Oklahoma) was the recipient of the 2015 William V. Campbell Trophy, known as the Academic Heisman. Gabe Ikard (Oklahoma) was presented the NCAA Today's Top 10 Award in January 2015. It recognizes former student-athletes for their successes on the fields and courts, in the classroom and in the community. Since 1996, the Big 12 has a total of 11 honorees for this prestigious award. In the last six seasons, 11 student-athletes were recipients of the NCAA Elite 90 Award with Oklahoma State's Christian Liddell (men's cross country) and Baylor's Jimmy Bendeck (men's tennis) picking up the most recent honors in 2016-17. The accolade showcases individuals who have reached the pinnacle of competition at the national championship level, while also achieving the highest academic standard among their peers.

In its short history, the Big 12 has over 600 Academic All-America recipients, averaging about 30 each season. Big 12 student-athletes have shown commitment to their studies by earning numerous individual academic recognitions. Twelve times in the past 12 years a league athlete has garnered the top academic honor for their respective sport, including Christina Hillman (Iowa State) for track & field/cross country in 2016.

The Big 12 can take pride in other stories that combine on and off the field success. In the fall of 2013, former Texas Tech track and field student-athlete Ifeatu Okafor was named the Big 12's first NCAA Woman of the Year. Patience Knight (Texas Tech) was the recipient of the Honda Inspiration Award in 2008 while Imani McGee-Stafford (Texas) was honored in 2015. It is given to an outstanding female college athlete who overcomes adversity to excel

in her sport. Oklahoma State women's basketball was the inaugural recipient of the "Together We R" Team Award in 2012, recognizing programs that have strived to succeed in the face of adversity. Following a devastating tornado south of Oklahoma City just before the Big 12 Baseball Championship in 2013, several league baseball teams along with other student-athletes, coaches and former Conference players contributed help in a variety of ways. Plus, the Conference contributed \$200,000 to the relief efforts. In the fall of 2014, Oklahoma football student-athlete Sterling Shepard and head coach Bob Stoops were honored with the Disney Sports Spirit Award while Kansas football student-athlete JaCorey Shepherd received the Lee Roy Selmon Community Spirit Award. Ty Darlington (Oklahoma) earned the 2015 Wuerffel Trophy which recognizes community service along with athletic and academic success.

Competitive excellence, scholarship and sportsmanship are all equal components of the Big 12 philosophy. All-Big 12 teams and Academic All-Big 12 squads are recognized for each sport at the end of their respective seasons. At the end of each academic year, the Conference honors its top male and female student-athletes with the Big 12 Athlete of the Year and Big 12 Sportsman of the Year awards.

Institutions can also nominate student-athletes for the prestigious Dr. Prentice Gautt Postgraduate Scholarships. A total of 401 scholars have received over \$2.9 million in postgraduate financial aid through the first 21 years of the program.

The Big 12 sponsors 23 sports. Men's squads include baseball, basketball, cross country, football, golf, indoor track & field, outdoor track & field, swimming & diving, tennis and wrestling. Women's teams are fielded in basketball, cross country, equestrian, golf, gymnastics, indoor track & field, outdoor track & field, rowing, soccer, softball, swimming & diving, tennis and volleyball.

Big 12 institutions create a league that encompasses five states and nearly 38 million people. Nearly 5,000 student-athletes from across the United States and around the World compete annually in the sports sponsored by the Conference.

The Conference currently conducts postseason championships for 21 of its 23 sports with the Football Championship Game returning in 2017 after a six-year absence. Each championship helps to determine teams and/or individuals that will represent the Conference in national postseason competition.

In its first 21 years, the Big 12 has distributed \$2.941 billion to its member institutions, including a record \$34.8 million per institution in 2016-17, an increase of 15 percent over the previous year. The Conference office is headquartered in Irving, Texas.

## BIG 12 QUICK FACTS

(All statistics from Fall 1996 through January 2016)

Founded:	February 25, 1994
Area:	Five states with combined populations of more than 38 million people.
Television Markets:	15 of the Top 100 nationally
Commissioner's Honor Roll Students:	76,000+ named in 36 semesters
Academic All-Big 12 Team Members:	22,234
Student-Athletes with a 4.0 grade-point average on Academic All-Big 12 Teams:	1,080
Dr. Prentice Gautt Scholarships:	341 with \$2.3 million in financial aid
Team National Championships:	53
Individual National Championships:	552
All-America First Team Selections:	4,397
Academic All-America Selections:	591
Big 12 Postseason Championship Attendance:	Nearly 5.6 million

# BIG 12 COMMISSIONER BOB BOWLSBY



Bob Bowsby, one of the most respected athletic administrators in the nation, was named the fourth full-time Commissioner of the Big 12 Conference on May 4, 2012. The hire was praised throughout college athletics circles as yet another step in the continuing strength and stability of the Big 12.

Bowsby has been at the forefront of change in collegiate athletics and was appointed to the inaugural NCAA Division I Council in 2015. The Division I governance body revises and establishes new governance rules that will oversee and guide all of college sports. He is also the chair of the Football Oversight Committee which oversees all aspects of collegiate football and reports directly to the NCAA Division I Council.

In 2014-15, the Big 12 introduced and hosted three "State of Collegiate Athletics" forums to examine the issues facing college athletics. Two were conducted in Washington, D.C and one in New York City. Bowsby led a group of panelists that included respected authorities from intercollegiate athletics, university leadership and sports journalism. The third forum featured a special session comprised of student-athletes. The athletics forums continued into the 2016-17 academic year with the most recent event held in Atlanta.

In his short tenure with the Conference, Bowsby finalized one of the most lucrative television deals in college athletics and played a key role in the formation of the College Football Playoff that began in 2014-15, the first postseason playoff in the history of the sport. He also negotiated a partnership with the Southeastern Conference in which both leagues' champions will meet each year in the Allstate Sugar Bowl in addition to confirming the league's other bowl partnerships, giving the Big 12 some of the premier postseason destinations

in college football. Additionally, under his leadership, the Big 12 Football Championship Game was reinstated beginning with the 2017 season.

Improved scheduling has been another priority under Bowsby which resulted in a men's basketball Big 12/SEC Challenge that was staged for the first time in 2013-14. Women's basketball also created a Big 12/SEC Challenge that will expand to full conference participation in 2016-17. A non-conference scheduling requirement was added in football in which every team must annually play at least one non-conference game against an autonomy conference institution (ACC, Big Ten, Pac-12 and SEC) or Notre Dame.

In his first five years, Bowsby has seen 14 national championships added to the Big 12 trophy case and 107 NCAA individual event crowns. Sixteen additional conference squads finished as runner-up in NCAA competition. Five teams have competed in College Football Playoff New Year's Bowls in the three years of the structure with Oklahoma making the Conference's first appearance in the CFP semifinals in 2015. National titles were captured in 2016-17 by Texas men's swimming & diving, along with Oklahoma women's gymnastics, men's golf and softball. The Big 12 also had two Heisman trophy finalists in 2016.

Bowsby has led the Big 12 Conference to record revenue amounts with an all-time high of \$34.8 million per school in 2016-17, an increase of 15 percent over the previous year.

Prior to his role at the Big 12, Bowsby spent six years directing a Stanford University athletics department that sponsors 35 varsity sports and claimed an unprecedented 17 consecutive Learfield Sports Directors Cups, emblematic of the top overall athletics program in the country.

Bowsby arrived at Stanford after a 15-year stint as the Director of Athletics for the University of Iowa. In his final four years, he guided and supervised the merger of the Hawkeye men's and women's athletic departments that included 24 varsity sports.

Throughout his career, Bowsby has emerged as a national leader in intercollegiate and amateur athletics. He was appointed to the United States Olympic Committee Board of Directors in 2007 and completed that term at the 2014 Winter Olympiad in Sochi, Russia. In 2002, President George W. Bush chose Bowsby to

be a member of the Commission on Opportunities in Athletics.

Bowsby has previously served as president of the NCAA Division I-A Athletics Directors' Association, chair of the NCAA Division I Men's Basketball Committee (2003-04, '04-05) and chaired the NCAA Management Council. In addition, he has also chaired the NCAA Wrestling Committee, served on NCAA committees on Financial Aid and Amateurism, the Special Committee to Review Amateurism Issues and the Special Committee to Review Financial Conditions in Athletics.

The National Association of Collegiate Directors of Athletics (NACDA) named Bowsby in 2001-02 as Central Region Athletic Director of the Year and Sports Business Journal selected him from the four regional award winners as the National Athletics Director of the Year. The award highlights the efforts of the athletic directors for their commitment and positive contributions to campuses and their surrounding communities.

Before his stint overseeing the Hawkeye athletic department he served in the same role for seven years at the University of Northern Iowa. A native of Waterloo, Iowa, Bowsby was named to that post in 1984. He was previously in the role of Assistant Athletic Director for Facilities at the school.

Bowsby earned his bachelor's degree from Minnesota State University (Moorhead) in 1975 and his master's degree from the University of Iowa in 1978. In February 2013, he was named to the NCAA 40th Anniversary Tribute Team, which recognized the 40th anniversary of NCAA Division II competition. He was a four-year letterwinner in wrestling at MSUM and served as captain during his senior year when he won a NSIC title, and in 2013 he received the Alumni Achievement Award. Bowsby was inducted into the Dragon Sports Hall of Fame in 1998 and the University of Northern Iowa Hall of Fame in 2007. He also serves on the National Advisory Board of the Positive Coaching Alliance and the Board of the National Football Foundation.

Born on January 10, 1952, Bowsby has been married to his wife, Candice, for 40 years. They have four children and five grandchildren.

## BIG 12 STAFF

Commissioner	Bob Bowsby	Executive Assistant to the Commissioner/Manager of Executive Affairs	Melanie Ellis
Deputy Commissioner	Tim Weiser	Administrative Assistant	Regina Everett
Senior Associate Commissioner	Tim Allen	Administrative Assistant	Tracy Hunt
Senior Associate Commissioner	Dru Hancock	Administrative Assistant	Valerie Rocha
Associate Commissioner - Communications	Bob Burda	Receptionist	Christina Monjarraz
Associate Commissioner - Football	Edward Stewart	Will Hancock Communications Assistant	Zach Gourley
Associate Commissioner - Men's Basketball & Game Management	John Underwood	Will Hancock Communications Assistant	Mark Jezek
Chief Financial Officer	Steve Pace	Digital Media Assistant	Jason Angoy
Assistant Commissioner - Compliance	Keri Boyce	Compliance Assistant	Jeff Smith
Assistant Commissioner - Events & Human Resources	Brad Clements	Championships Assistant	Levieta McCullough
Assistant Commissioner - Governance and Academics	David Flores		
Assistant Commissioner - Championships	Dayna Scherf		
Associate Director of Business Operations	Neesha Quinn		
Assistant Director of Championships	Maria Huggins		
Assistant Director of Video Services	Sean Hollister		
Coordinator of Live Events, Technology and Video Services	Bret Ayers		

Big 12 Conference  
400 East John Carpenter Freeway  
Irving, TX 75062  
469/524-1000  
Big12Sports.com

Kf

Mj

Cs

O

R

Rb

H



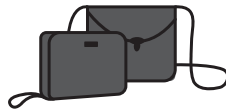
# KANSAS GAMEDAY BAG POLICY

Fan experience and the safety of our guests is a top priority of Kansas Athletics. Kansas Athletics, along with many other collegiate programs and professional leagues, is instituting this policy to enhance public safety and make sure venue access more efficient and secure by limiting the size and style of bags carried into our venues.

## APPROVED BAGS



**CLEAR PLASTIC BAG**  
*No larger than 12" x 6" x 12"*



**SMALL CLUTCH BAGS**  
*No larger than 5.5" x 8.5"*



**ONE GALLON CLEAR PLASTIC FREEZER BAG**

Bags that are clear plastic, vinyl, or PVC and do not exceed 12" x 6" x 12." An exception will be made for medically necessary items after proper inspection at a gate designated for this purpose.

## PROHIBITED BAGS



**PURSE**



**BACKPACK**



**CLEAR BACKPACK**



**TINTED PLASTIC TOTE**



**PRINTED PATTERN PLASTIC BAG**



**OVERSIZED TOTE BAG**



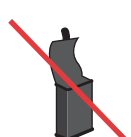
**MESH BAG**



**DIAPER BAG**



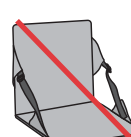
**CAMERA CASE**



**BINOCULARS CASE**



**FANNY PACK**



**CHAIRBACK**

ROCK  
CHALK  
JAYHAWK

2016 IN REVIEW



# 110 KANSAS 2017 FOOTBALL

## 2016 RESULTS

### RESULTS

DATE	OPPONENT	SCORE	RESULT	ATTEND
Sep 03	RHODE ISLAND	55-6	W	26864
Sep 10	OHIO	21-37	L	28467
Sep 17	at MEMPHIS	7-43	L	34448
Sep 29 *	at Texas Tech	19-55	L	56494
Oct 08 *	TCU	23-24	L	23946
Oct 15 *	at #11 Baylor	7-49	L	47598
Oct 22 *	OKLAHOMA STATE	20-44	L	26262
Oct 29 *	at #16 Oklahoma	3-56	L	86301
Nov 5 *	at #14 West Virginia	21-48	L	56343
Nov 12 *	IOWA STATE	24-31	L	23757
Nov 19 *	TEXAS	24-21	WOT	25673
Nov 26 *	at Kansas State	19-34	L	52637

\*Big 12 Conference Game

### TEAM STATISTICS

	KU	OPP.
<b>SCORING</b>	<b>243</b>	<b>448</b>
Points Per Game	20.2	37.3
Points Off Turnovers	68	102
<b>FIRST DOWNS</b>	<b>213</b>	<b>277</b>
Rushing	89	149
Passing	106	107
Penalty	18	21
<b>RUSHING YARDAGE</b>	<b>1429</b>	<b>2837</b>
Yards gained rushing	1719	3227
Yards lost rushing	290	390
Rushing Attempts	405	549
Average Per Rush	3.5	5.2
Average Per Game	119.1	236.4
TDs Rushing	11	27
<b>PASSING YARDAGE</b>	<b>2885</b>	<b>2637</b>
Comp-Att-Int	278-465-22	211-357-10
Average Per Pass	6.2	7.4
Average Per Catch	10.4	12.5
Average Per Game	240.4	219.8
TDs Passing	16	26
<b>TOTAL OFFENSE</b>	<b>4314</b>	<b>5474</b>
Total Plays	870	906
Average Per Play	5.0	6.0
Average Per Game	359.5	456.2
<b>KICK RETURNS: #-Yards</b>	<b>46-868</b>	<b>21-432</b>
<b>PUNT RETURNS: #-Yards</b>	<b>7--10</b>	<b>26-241</b>
<b>INT RETURNS: #-Yards</b>	<b>10-131</b>	<b>22-453</b>
<b>KICK RETURN AVERAGE</b>	<b>18.9</b>	<b>20.6</b>
<b>PUNT RETURN AVERAGE</b>	<b>-1.4</b>	<b>9.3</b>
<b>INT RETURN AVERAGE</b>	<b>13.1</b>	<b>20.6</b>
<b>FUMBLES-LOST</b>	<b>20-14</b>	<b>19-12</b>
<b>PENALTIES-Yards</b>	<b>71-654</b>	<b>78-696</b>
Average Per Game	54.5	58.0
<b>PUNTS-Yards</b>	<b>75-3088</b>	<b>60-2455</b>
Average Per Punt	41.2	40.9
<b>Net punt average</b>	<b>37.2</b>	<b>40.4</b>
<b>KICKOFFS-Yards</b>	<b>53-3356</b>	<b>87-5346</b>
Average Per Kick	63.3	61.4
Net kick average	41.0	40.8
<b>TIME OF POSSESSION/Game</b>	<b>27:48</b>	<b>32:12</b>
<b>3RD-DOWN Conversions</b>	<b>60/182</b>	<b>62/174</b>
3rd-Down Pct	33%	36%
<b>4TH-DOWN Conversions</b>	<b>5/20</b>	<b>8/18</b>
4th-Down Pct	25%	44%
<b>SACKS BY-Yards</b>	<b>28-183</b>	<b>27-153</b>
<b>MISC YARDS</b>	<b>0</b>	<b>0</b>
<b>TOUCHDOWNS SCORED</b>	<b>29</b>	<b>58</b>
<b>FIELD GOALS-ATTEMPTS</b>	<b>13-19</b>	<b>16-24</b>
<b>ON-SIDE KICKS</b>	<b>1-1</b>	<b>0-0</b>
<b>RED-ZONE SCORES</b>	<b>(27-32) 84%</b>	<b>(48-62) 77%</b>
<b>RED-ZONE TOUCHDOWNS</b>	<b>(17-32) 53%</b>	<b>(37-62) 60%</b>
<b>PAT-ATTEMPTS</b>	<b>(26-26) 100%</b>	<b>(50-55) 91%</b>

### RUSHING

	GP	ATT	GAIN	LOSS	NET	AVG	TD	LONG	AVG/G
Kinner, Ke'aun	12	140	764	26	738	5.3	3	54	61.5
Martin, Taylor	10	91	335	11	324	3.6	4	22	32.4
Herbert, Khalil	8	44	198	9	189	4.3	3	66	23.6
Stanley, Carter	9	32	169	45	124	3.9	0	36	13.8
Cozart, Montell	8	28	110	19	91	3.2	0	13	11.4
Evans, Denzell	12	17	35	6	29	1.7	0	7	2.4
Long, Maciah	10	2	1	0	1	0.5	0	1	0.1
Willis, Ryan	7	38	102	110	-8	-0.2	1	21	-1.1
Sims Jr., Steven	12	2	4	13	-9	-4.5	0	4	-0.8
Gonzalez, LaQuvionte	12	3	1	10	-9	-3.0	0	1	-0.8
<b>Total</b>	<b>12</b>	<b>405</b>	<b>1719</b>	<b>290</b>	<b>1429</b>	<b>3.5</b>	<b>11</b>	<b>66</b>	<b>119.1</b>
<b>Opponents</b>	<b>12</b>	<b>549</b>	<b>3227</b>	<b>390</b>	<b>2837</b>	<b>5.2</b>	<b>27</b>	<b>57</b>	<b>236.4</b>

### PASSING

	G	EFFIC	CMP-ATT-INT	PCT	YDS	TD	LNG	AVG/G
Cozart, Montell	8	108.59	112-191-9	58.6	1075	7	74	134.4
Stanley, Carter	9	116.25	93-156-6	59.6	959	6	95	106.6
Willis, Ryan	7	116.26	72-117-7	61.5	811	3	71	115.9
Sims Jr., Steven	12	436.00	1-1-0	100.0	40	0	40	3.3
<b>Total</b>	<b>12</b>	<b>113.79</b>	<b>278-465-22</b>	<b>59.8</b>	<b>2885</b>	<b>16</b>	<b>95</b>	<b>240.4</b>
<b>Opponents</b>	<b>12</b>	<b>139.58</b>	<b>211-357-10</b>	<b>59.1</b>	<b>2637</b>	<b>26</b>	<b>84</b>	<b>219.8</b>

### RECEIVING

	G	NO.	YDS	AVG	TD	LONG	AVG/G
Sims Jr., Steven	12	72	859	11.9	7	74	71.6
Gonzalez, LaQuvionte	12	62	729	11.8	3	95	60.8
Barbel, Shakiem	11	34	323	9.5	0	42	29.4
Kinner, Ke'aun	12	19	179	9.4	0	29	14.9
Hartzog Jr., Bobby	8	17	132	7.8	0	28	16.5
Brewer, Keegan	12	15	86	5.7	0	17	7.2
Patrick, Tyler	12	14	127	9.1	1	30	10.6
Johnson, Ben	9	10	112	11.2	1	23	12.4
Booker, Jeremiah	10	9	63	7.0	0	27	6.3
Martin, Taylor	10	7	51	7.3	1	45	5.1
Herbert, Khalil	8	6	42	7.0	0	35	5.2
Zunica, Michael	12	5	85	17.0	1	40	7.1
Harrell, Chase	12	5	81	16.2	2	38	6.8
Fairs, Evan	8	1	8	8.0	0	8	1.0
Sternberger, Jace	10	1	5	5.0	0	5	0.5
Moses, Austin	12	1	3	3.0	0	3	0.2
<b>Total</b>	<b>12</b>	<b>278</b>	<b>2885</b>	<b>10.4</b>	<b>16</b>	<b>95</b>	<b>240.4</b>
<b>Opponents</b>	<b>12</b>	<b>211</b>	<b>2637</b>	<b>12.5</b>	<b>26</b>	<b>84</b>	<b>219.8</b>

### TOTAL OFFENSE

	G	PLAYS	RUSH	PASS	TOTAL	AVG/G
Cozart, Montell	8	219	91	1075	1166	145.8
Stanley, Carter	9	188	124	959	1083	120.3
Willis, Ryan	7	155	-8	811	803	114.7
Kinner, Ke'aun	12	140	738	0	738	61.5
Martin, Taylor	10	91	324	0	324	32.4
Herbert, Khalil	8	44	189	0	189	23.6
Sims Jr., Steven	12	3	-9	40	31	2.6
Evans, Denzell	12	17	29	0	29	2.4
Long, Maciah	10	2	1	0	1	0.1
Gonzalez, LaQuvionte	12	3	-9	0	-9	-0.8
<b>Total</b>	<b>12</b>	<b>870</b>	<b>1429</b>	<b>2885</b>	<b>4314</b>	<b>359.5</b>
<b>Opponents</b>	<b>12</b>	<b>906</b>	<b>2837</b>	<b>2637</b>	<b>5474</b>	<b>456.2</b>



## SCORING

	----- PATS -----								PTS
	TD	FGs	KICK	RUSH	RCV	PASS	DXP	SAF	
Wyman, Matthew	0	13-19	26-26	0-0	0	0-0	0	0	65
Sims Jr., Steven	7	0-0	0-0	1-2	0	0-0	0	0	44
Martin, Taylor	5	0-0	0-0	0-0	0	0-0	0	0	30
Gonzalez, LaQuvionte	4	0-0	0-0	0-0	0	0-0	0	0	24
Herbert, Khalil	3	0-0	0-0	0-0	0	0-0	0	0	18
Kinner, Ke'aun	3	0-0	0-0	0-0	0	0-0	0	0	18
Harrell, Chase	2	0-0	0-0	0-0	0	0-0	0	0	12
Patrick, Tyler	1	0-0	0-0	0-0	0	0-0	0	0	6
Johnson, Ben	1	0-0	0-0	0-0	0	0-0	0	0	6
Stewart, Brandon	1	0-0	0-0	0-0	0	0-0	0	0	6
Zunica, Michael	1	0-0	0-0	0-0	0	0-0	0	0	6
Willis, Ryan	1	0-0	0-0	0-0	0	0-0	0	0	6
Loneker, Keith	0	0-0	0-0	0-0	0	0-0	0	1	2
<b>Total</b>	<b>29</b>	<b>13-19</b>	<b>26-26</b>	<b>1-2</b>	<b>0</b>	<b>0-0</b>	<b>0</b>	<b>1</b>	<b>243</b>
<b>Opponents</b>	<b>58</b>	<b>16-24</b>	<b>50-55</b>	<b>0-1</b>	<b>0</b>	<b>0-2</b>	<b>0</b>	<b>1</b>	<b>448</b>

## KICK RETURNS

	NO	YDS	AVG	TD	LONG
Gonzalez, LaQuvionte	28	601	21.5	1	99
Moore, Emmanuel	7	106	15.1	0	26
Martin, Taylor	5	78	15.6	0	20
Jolaoso, J.J.	3	51	17.0	0	20
Zunica, Michael	1	14	14.0	0	14
Sims Jr., Steven	1	5	5.0	0	5
Kinner, Ke'aun	1	13	13.0	0	13
<b>Total</b>	<b>46</b>	<b>868</b>	<b>18.9</b>	<b>1</b>	<b>99</b>
<b>Opponents</b>	<b>21</b>	<b>432</b>	<b>20.6</b>	<b>0</b>	<b>51</b>

## FUMBLE RETURNS

	NO	YDS	AVG	TD	LONG
Armstrong Jr., Dorance	1	7	7.0	0	7
Wise, Daniel	1	6	6.0	0	6
<b>Total</b>	<b>2</b>	<b>13</b>	<b>6.5</b>	<b>0</b>	<b>7</b>
<b>Opponents</b>	<b>2</b>	<b>54</b>	<b>27.0</b>	<b>0</b>	<b>50</b>

## PUNT RETURNS

	NO	YDS	AVG	TD	LONG
Gonzalez, LaQuvionte	6	-10	-1.7	0	17
Neal, Derrick	1	0	0.0	0	0
<b>Total</b>	<b>7</b>	<b>-10</b>	<b>-1.4</b>	<b>0</b>	<b>17</b>
<b>Opponents</b>	<b>26</b>	<b>241</b>	<b>9.3</b>	<b>1</b>	<b>71</b>

## INTERCEPTIONS

	NO	YDS	AVG	TD	LONG
Smithson, Fish	4	5	1.2	0	5
Stewart, Brandon	3	71	23.7	1	55
Lee, Mike	1	35	35.0	0	35
Allen, Greg	1	20	20.0	0	20
Bates IV, Bazie	1	0	0.0	0	0
<b>Total</b>	<b>10</b>	<b>131</b>	<b>13.1</b>	<b>1</b>	<b>55</b>
<b>Opponents</b>	<b>22</b>	<b>453</b>	<b>20.6</b>	<b>4</b>	<b>65</b>

## FIELD GOAL SEQUENCE

	KANSAS	OPPONENTS
Rhode Island	31	-
Ohio	-	(26),(22),(25),(46),(22)
Memphis	-	39,(41),(42),(50)
Texas Tech	(35)	-
TCU	(50),(29),(21),37,41,54	37,(34)
Baylor	-	36,34,48
Oklahoma State	(29),(40),59	(32),(25),(25)
Oklahoma	(23)	-
West Virginia	-	(35),27,(39)
Iowa State	46,(37)	(23),(37)
Texas	(36),(36),(25)	31
Kansas State	(34),(44)	36

Numbers in parentheses indicate field goal was made.

## FIELD GOALS

	FGM-FGA	PCT	1-19	20-29	30-39	40-49	50-99	LG	BLK
Wyman, Matthew	13-19	68.4	0-0	5-5	5-7	2-4	1-3	50	1

## PUNTING

	NO.	YDS	AVG	LONG	TB	FC	I20	50+
Moos, Cole	73	3024	41.4	82	2	22	14	14
Cozart, Montell	1	27	27.0	27	0	0	0	0
Stanley, Carter	1	37	37.0	37	1	0	0	0
<b>Total</b>	<b>75</b>	<b>3088</b>	<b>41.2</b>	<b>82</b>	<b>3</b>	<b>22</b>	<b>14</b>	<b>14</b>
<b>Opponents</b>	<b>60</b>	<b>2455</b>	<b>40.9</b>	<b>59</b>	<b>2</b>	<b>27</b>	<b>25</b>	<b>7</b>

## KICKOFFS

	NO.	YDS	AVG	TB	OB	RETN	NET	YDLN
Wyman, Matthew	53	3356	63.3	30	2	432	41.0	23
<b>Total</b>	<b>53</b>	<b>3356</b>	<b>63.3</b>	<b>30</b>	<b>2</b>	<b>432</b>	<b>41.0</b>	<b>23</b>
<b>Opponents</b>	<b>87</b>	<b>5346</b>	<b>61.4</b>	<b>37</b>	<b>3</b>	<b>868</b>	<b>40.8</b>	<b>24</b>

## ALL PURPOSE

	G	RUSH	REC	PR	KOR	IR	TOT	AVG/G
Gonzalez, LaQuvionte	12	-9	729	-10	601	0	1311	109.2
Kinner, Ke'aun	12	738	179	0	13	0	930	77.5
Sims Jr., Steven	12	-9	859	0	5	0	855	71.2
Martin, Taylor	10	324	51	0	78	0	453	45.3
Barbel, Shakiem	11	0	323	0	0	0	323	29.4
Herbert, Khalil	8	189	42	0	0	0	231	28.9
Hartzog Jr., Bobby	8	0	132	0	0	0	132	16.5
Patrick, Tyler	12	0	127	0	0	0	127	10.6
Stanley, Carter	9	124	0	0	0	0	124	13.8
Johnson, Ben	9	0	112	0	0	0	112	12.4
Moore, Emmanuel	11	0	0	0	106	0	106	9.6
Zunica, Michael	12	0	85	0	14	0	99	8.2
Cozart, Montell	8	91	0	0	0	0	91	11.4
Brewer, Keegan	12	0	86	0	0	0	86	7.2
Harrell, Chase	12	0	81	0	0	0	81	6.8
Stewart, Brandon	12	0	0	0	0	71	71	5.9
Booker, Jeremiah	10	0	63	0	0	0	63	6.3
Jolaoso, J.J.	1	0	0	0	51	0	51	51.0
Lee, Mike	11	0	0	0	0	35	35	3.2
Evans, Denzell	12	29	0	0	0	0	29	2.4
Allen, Greg	7	0	0	0	0	20	20	2.9
Fairs, Evan	8	0	8	0	0	0	8	1.0
Sternberger, Jace	10	0	5	0	0	0	5	0.5
Smithson, Fish	12	0	0	0	0	5	5	0.4
Moses, Austin	12	0	3	0	0	0	3	0.2
Long, Maciah	10	1	0	0	0	0	1	0.1
Willis, Ryan	7	-8	0	0	0	0	-8	-1.1
<b>Total</b>	<b>12</b>	<b>1429</b>	<b>2885</b>	<b>-10</b>	<b>868</b>	<b>131</b>	<b>5303</b>	<b>441.9</b>
<b>Opponents</b>	<b>12</b>	<b>2837</b>	<b>2637</b>	<b>241</b>	<b>432</b>	<b>453</b>	<b>6600</b>	<b>550.0</b>

## DEFENSIVE STATISTICS

		GP-GS	SOLO	TACKLES AST	TOTAL	TFL/YDS	SACKS NO-YARDS	PASS DEF INT-YDS	BRUP	QBH	FUMBLES RCV-YDS	FF	BLOCKED KICK	SAF
9	Smithson, Fish	12-12	70	23	93	2.5-11	1.0-6	4-5	7	.	1-0	2	.	.
11	Lee, Mike	11-8	70	7	77	1.5-1	.	1-35	3	.	.	2	.	.
28	Arnick, Courtney	12-9	45	22	67	7.0-18	2.0-12	.	3	.	1-0	2	.	.
30	Shaw, Tevin	12-11	40	16	56	4.5-24	.	.	5	1	.	.	.	.
2	Armstrong Jr., Dorance	12-12	40	16	56	20.0-83	10.0-59	.	.	5	2-7	3	.	.
33	Loneker Jr., Keith	12-4	28	15	43	1.0-2	.	.	4	1	.	.	.	1
96	Wise, Daniel	11-11	31	7	38	10.0-23	3.0-11	.	1	3	1-6	.	2	.
5	Roberts, Marquis	7-7	27	8	35	6.5-23	1.0-6	.	4	1	.	.	.	.
10	Ogletree, Marnez	12-12	28	6	34	1.0-1	.	.	8	.	.	.	.	.
99	Davis, Deelsaac	12-10	22	9	31	2.5-13	2.0-13	.	1	.	.	.	.	.
13	Mosby, Damani	12-10	16	9	25	7.0-23	1.0-11	.	.	1	2-0	2	.	.
8	Stewart, Brandon	12-12	22	3	25	.	.	3-71	5	.	.	.	.	.
24	Bates IV, Bazie	11-4	17	3	20	1.0-1	.	1-0	2	.	.	.	.	.
29	Dineen Jr., Joe	4-3	10	6	16	3.0-6	.	.	1	1	.	.	.	.
7	Neal, Derrick	11-0	13	2	15	.	.	.	2	.	.	.	.	.
1	Miller Jr., Tyrone	8-0	11	4	15	1.0-2	.	.	1	.	.	.	.	.
35	Olobia, Anthony	10-2	11	3	14	4.0-16	1.0-9	.	.	1	.	.	.	.
46	Rosser, Cameron	12-0	14	.	14	7.0-42	4.0-32	.	1	.	1-0	1	.	.
31	Ogbebor, Osaze	6-1	8	4	12	.	.	.	.	.	.	.	.	.
19	Bean, Isaiah	12-0	8	3	11	3.0-13	2.0-12	.	.	1	.	.	.	.
6	Holani, Isi	11-2	9	2	11	1.0-2	.	.	.	.	.	.	.	.
14	Graham, Chevy	12-0	7	3	10	0.5-3	.	.	1	.	1-0	.	.	.
12	Torneden, Bryce	11-1	9	1	10	.	.	.	.	.	.	.	.	.
26	Spencer, Colin	12-0	7	1	8	.	.	.	.	.	.	.	.	.
18	Feaster, Denzel	7-0	7	1	8	.	.	.	.	.	1-0	1	.	.
4	Richmond, Shaquille	7-0	5	3	8	1.0-1	.	.	.	.	.	.	.	.
22	Allen, Greg	7-0	2	3	5	.	.	1-20	.	.	.	.	.	.
4	Patrick, Tyler	12-6	4	1	5	.	.	.	.	.	.	.	.	.
11	Sims Jr., Steven	12-11	4	.	4	.	.	.	.	.	.	.	.	.
20	Moore, Emmanuel	11-0	4	.	4	1.0-16	.	.	.	.	.	.	.	.
54	Dezir, Jacky	8-0	3	1	4	1.0-2	.	.	.	.	.	.	.	.
44	Zunica, Michael	12-2	2	1	3	.	.	.	.	.	1-0	.	.	.
91	Williams, D.J.	4-1	3	.	3	1.0-1	.	.	.	.	.	.	.	.
27	Ford, DeAnte	8-0	3	.	3	.	.	.	.	.	.	.	.	.
17	Ehambe, Josh	11-0	3	.	3	1.0-12	1.0-12	.	.	.	.	1	.	.
7	Sternberger, Jace	10-0	2	.	2	.	.	.	.	.	.	.	.	.
9	Stanley, Carter	9-3	2	.	2	.	.	.	.	.	.	.	.	.
13	Willis, Ryan	7-2	2	.	2	.	.	.	.	.	.	.	.	.
16	Mayberry, Kyle	8-0	2	.	2	.	.	.	1	.	.	.	.	.
36	Moos, Cole	12-0	1	.	1	.	.	.	.	.	.	.	.	.
67	Klusman, Logan	9-0	.	1	1	.	.	.	.	.	.	.	.	.
97	Ash, Kellen	3-0	1	.	1	1.0-1	.	.	.	.	1-0	.	.	.
85	Moses, Austin	12-0	.	1	1	.	.	.	.	.	.	.	.	.
19	Fairs, Evan	8-0	1	.	1	.	.	.	.	.	.	.	.	.
23	Evans, Denzell	12-0	1	.	1	.	.	.	.	.	.	.	.	.
41	Duckworth, Kendall	6-0	1	.	1	.	.	.	.	.	.	.	.	.
84	Johnson, Ben	9-2	1	.	1	.	.	.	.	.	.	.	.	.
10	Herbert, Khalil	8-3	1	.	1	.	.	.	.	.	.	.	.	.
82	Barbel, Shakiem	11-6	1	.	1	.	.	.	.	.	.	.	.	.
24	Martin, Taylor	10-3	1	.	1	.	.	.	.	.	.	.	.	.
22	Kinner, Ke'aun	12-7	1	.	1	.	.	.	.	.	.	.	.	.
1	Gonzalez, LaQuvionte	12-11	1	.	1	.	.	.	.	.	.	.	.	.
<b>TOTAL</b>		<b>12-0</b>	<b>622</b>	<b>185</b>	<b>807</b>	<b>90-340</b>	<b>28-183</b>	<b>10-131</b>	<b>50</b>	<b>15</b>	<b>12-13</b>	<b>14</b>	<b>2</b>	<b>1</b>
<b>OPPONENTS</b>		<b>12-0</b>	<b>590</b>	<b>164</b>	<b>754</b>	<b>72.0-277</b>	<b>27-153</b>	<b>22-453</b>	<b>44</b>	<b>22</b>	<b>14-54</b>	<b>10</b>	<b>1</b>	<b>1</b>



**DORANCE ARMSTRONG JR., WAS KU'S FIRST UNANIMOUS ALL-BIG 12 FIRST TEAM MEMBER.**

# GAME-BY-GAME STATISTICS

GAME	FINAL	SCORE BY QUARTER				FIRST DOWNS			RUSHING			PASSING			TOTAL OFFENSE		PUNTING	FUMBLES	PENALTY	THIRD	TOTAL	
	SCORE	1	2	3	4(OT)	RU	PA	PN	TOT	ATT	YDS	TD	C-A-I	YDS	TD	ATT	YDS	NO-AVG	NO-LOST	NO-YDS	DOWNS	TOP
Rhode Island	6	0	6	0	0	10	2	1	13	40	170	0	6-23-1	49	1	63	219	9-35.9	2-2	5-30	4-15	32:45
Kansas	55	13	14	14	14	12	16	0	28	35	171	2	28-38-1	399	6	73	570	3-42.0	1-1	4-35	6-11	27:15
Ohio	37	15	13	6	3	17	8	2	27	57	370	2	19-36-1	167	1	93	496	5-41.8	0-0	7-72	9-22	43:38
Kansas	21	0	7	14	0	1	7	1	9	15	26	0	18-29-1	206	2	44	232	5-39.4	2-2	7-73	0-8	16:22
Kansas	7	0	7	0	0	5	6	3	13	31	121	1	26-41-2	193	0	72	314	7-46.0	4-4	8-41	5-16	31:24
Memphis	43	13	20	3	7	12	6	1	19	47	205	2	15-25-0	189	2	72	394	6-43.5	1-0	8-89	3-14	28:36
Kansas	19	0	9	10	0	4	13	0	17	28	46	0	25-48-1	250	2	76	296	10-37.7	2-1	7-55	6-18	27:12
Texas Tech	55	14	14	13	14	6	26	2	34	24	73	0	42-55-1	548	8	79	621	4-40.0	3-1	12-70	4-10	32:48
TCU	24	0	14	0	10	9	7	2	18	34	160	2	17-32-3	206	1	66	366	6-43.0	3-1	7-79	4-13	24:53
Kansas	23	7	3	13	0	8	13	2	23	44	122	2	31-45-3	348	0	89	470	4-43.2	2-1	5-61	8-19	35:07
Kansas	7	0	0	7	0	9	4	2	15	48	83	1	13-27-4	134	0	75	217	8-50.4	2-1	4-35	3-15	33:07
Baylor	49	21	21	7	0	15	4	1	20	49	246	4	13-30-0	207	2	79	453	4-39.0	1-1	6-38	7-17	26:53
Oklahoma St.	44	7	10	17	10	15	8	0	23	46	230	4	18-27-0	252	1	73	482	4-42.0	1-1	5-45	5-13	32:48
Kansas	20	7	6	7	0	8	11	1	20	33	204	1	24-40-2	250	1	73	454	4-45.8	1-1	5-46	5-14	27:12
Kansas	3	3	0	0	0	5	4	2	11	28	49	0	21-37-2	121	0	65	170	9-39.3	0-0	6-40	5-18	29:55
Oklahoma	56	7	21	28	0	9	14	1	24	38	267	2	20-33-0	271	4	71	538	4-38.2	1-1	6-45	5-12	30:05
Kansas	21	0	0	14	7	6	10	2	18	37	150	1	21-36-2	291	2	73	441	6-41.7	1-0	9-104	6-16	29:27
West Virginia	48	10	21	14	3	13	11	4	28	47	341	3	17-28-0	264	3	75	605	3-42.7	2-1	6-59	5-13	30:33
Iowa State	31	3	7	12	7	11	12	1	24	46	238	2	21-30-1	220	2	76	458	3-41.0	0-0	5-59	7-14	33:59
Kansas	24	7	7	10	0	16	7	2	25	40	244	2	26-38-1	171	1	78	415	3-36.0	1-1	1-15	9-16	26:01
Texas	21	7	0	7	7	15	5	2	22	63	238	2	17-27-3	165	1	90	403	8-43.8	3-3	7-65	3-17	33:02
Kansas	24	0	10	0	14	6	7	2	15	39	112	1	21-42-1	220	0	81	332	10-39.4	2-1	9-85	3-17	26:58
Kansas	19	3	0	6	10	9	8	1	18	27	101	0	24-44-2	302	2	71	403	5-41.8	2-1	9-85	4-14	23:37
Kansas State	34	6	14	7	7	17	4	4	25	58	342	4	6-11-0	99	0	69	441	4-41.5	2-1	5-60	6-14	36:23

## GAME-BY-GAME OFFENSIVE STARTERS

	WR	LT	LG	C	RG	RT	TE	WR	WR/FB	QB	RB
Rhode Island	Sims Jr.	Banks	Rhodes	Gibson	Ribordy	Adeniji	Patrick	Gonzalez	Hartzog Jr.	Cozart	Herbert
Ohio	Sims Jr.	Banks	Rhodes	Gibson	Ribordy	Adeniji	Patrick	Gonzalez	Hartzog Jr.	Cozart	Kinner
Memphis	Sims Jr.	Shelley-Smith	Rhodes	Bragg	Banks	Adeniji	Patrick	Gonzalez	Hartzog Jr.	Cozart	Kinner
Texas Tech	Sims Jr.	Banks	Bragg	Gibson	Ribordy	Adeniji	Johnson	Gonzalez	Hartzog Jr.	Cozart	Herbert
TCU	Sims Jr.	Adeniji	Rhodes	Gibson	Ribordy	Banks	Barbel	Gonzalez	Hartzog Jr.	Willis	Martin
Baylor	Sims Jr.	Adeniji	Rhodes	Gibson	Ribordy	Banks	Barbel	Gonzalez	Hartzog Jr.	Willis	Martin
Oklahoma State	Sims Jr.	Adeniji	Rhodes	Gibson	Ribordy	Banks	Barbel	Gonzalez	Hartzog Jr.	Cozart	Kinner
Oklahoma	Harrell	Adeniji	Rhodes	Ribordy	Hughes	Banks	Johnson	Zunica	Hartzog Jr.	Cozart	Kinner
West Virginia	Sims Jr.	Adeniji	Rhodes	Ribordy	Hughes	Banks	Barbel	Gonzalez	Zunica	Cozart	Kinner
Iowa State	Sims Jr.	Adeniji	Rhodes	Ribordy	Hughes	Banks	Barbel	Patrick	Gonzalez	Stanley	Kinner
Texas	Sims Jr.	Adeniji	Rhodes	Ribordy	Hughes	Banks	Patrick	Herbert	Gonzalez	Stanley	Martin
Kansas State	Sims Jr.	Adeniji	Rhodes	Ribordy	Hughes	Banks	Barbel	Patrick	Gonzalez	Stanley	Kinner

## GAME-BY-GAME DEFENSIVE STARTERS

	DE	NT	T	DE	LB	LB	NB	CB	S	S	CB
Rhode Island	Armstrong Jr.	Holani	Wise	Olobia	Ogbebor	Dineen Jr.	Shaw	Stewart	Smithson	Bates	Ogletree
Ohio	Armstrong Jr.	Davis	Wise	Olobia	Roberts	Dineen Jr.	Shaw	Stewart	Smithson	Bates	Ogletree
Memphis	Armstrong Jr.	Davis	Wise	Mosby	Roberts	Dineen Jr.	Shaw	Stewart	Smithson	Bates	Ogletree
Texas Tech	Armstrong Jr.	Davis	Wise	Mosby	Roberts	Arnick	Shaw	Stewart	Smithson	Bates	Ogletree
TCU	Armstrong Jr.	Davis	Williams	Mosby	Loneker Jr.	Arnick	Shaw	Stewart	Smithson	Lee	Ogletree
Baylor	Armstrong Jr.	Davis	Wise	Mosby	Roberts	Arnick	Shaw	Stewart	Smithson	Lee	Ogletree
Oklahoma State	Armstrong Jr.	Davis	Wise	Mosby	Roberts	Arnick	Shaw	Stewart	Smithson	Lee	Ogletree
Oklahoma	Armstrong Jr.	Davis	Wise	Mosby	Roberts	Arnick	Shaw	Stewart	Smithson	Lee	Ogletree
West Virginia	Armstrong Jr.	Davis	Wise	Mosby	Roberts	Arnick	Torneden	Stewart	Smithson	Lee	Ogletree
Iowa State	Armstrong Jr.	Davis	Wise	Mosby	Loneker Jr.	Arnick	Shaw	Stewart	Smithson	Lee	Ogletree
Texas	Armstrong Jr.	Holani	Wise	Mosby	Loneker Jr.	Arnick	Shaw	Stewart	Smithson	Lee	Ogletree
Kansas State	Armstrong Jr.	Davis	Wise	Mosby	Loneker Jr.	Arnick	Shaw	Stewart	Smithson	Lee	Ogletree

Kt

Mj

Cs

O

R

Rb

H



GAME-BY-GAME TACKLES

	UA-A	TOT	URI	OHIO	MEMPHIS	TTU	TCU	BU	OSU	OU	WVU	ISU	UT	KSU
Smithson, Fish	70-23	93	3-1	4-1	4-0	3-2	1-5	7-1	14-2	4-5	5-2	4-2	10-2	11-0
Lee, Mike	70-7	77	-	DNP	4-0	8-1	5-2	7-1	9-0	6-0	1-0	9-3	12-0	9-0
Arnick, Courtney	45-22	67	3-1	-	3-1	4-1	5-5	4-2	4-1	1-3	5-1	8-2	3-4	5-1
Shaw, Tevin	40-16	56	0-1	3-2	1-0	3-2	2-1	4-1	5-0	3-3	6-1	2-2	8-3	3-0
Armstrong Jr., Dorance	40-16	56	2-0	1-0	3-0	3-0	2-3	2-2	4-0	4-2	4-3	1-3	9-2	5-1
Loneker Jr., Keith	28-15	43	1-1	-	-	1-1	3-4	-	-	1-1	-	5-3	11-5	6-0
Wise, Daniel	31-7	38	4-1	7-1	3-0	1-1	DNP	-	3-1	1-1	2-1	4-0	4-1	2-0
Roberts, Marcquis	27-8	35	DNP	9-1	4-1	4-1	DNP	2-3	2-0	5-1	1-1	DNP	DNP	DNP
Ogletree, Marnez	28-6	34	-	3-1	5-0	2-0	1-2	2-0	2-0	2-2	4-1	3-0	1-0	3-0
Davis, Deelsaac	22-9	31	2-0	3-0	1-0	1-0	2-2	2-3	4-1	0-1	1-0	3-1	1-1	2-0
Stewart, Brandon	22-3	25	1-0	2-1	-	1-0	4-1	2-0	1-1	1-0	1-0	3-0	2-0	4-0
Mosby, Damani	16-9	25	2-0	1-2	1-1	3-1	-	0-2	1-0	1-0	3-1	-	1-2	3-0
Bates IV, Bazie	17-3	20	4-0	9-2	3-0	1-1	-	DNP	-	-	-	-	-	-
Dineen Jr., Joe	10-6	16	3-1	6-4	1-1	DNP	DNP	DNP	-	DNP	DNP	DNP	DNP	DNP
Miller Jr., Tyrone	11-4	15	1-1	2-1	2-0	4-0	DNP	DNP	1-0	1-1	0-1	-	DNP	DNP
Neal, Derrick	13-2	15	2-0	1-0	3-0	0-1	-	1-1	-	4-0	1-0	DNP	1-0	-
Rosser, Cameron	14-0	14	1-0	3-0	-	3-0	4-0	-	-	-	-	1-0	1-0	1-0
Olobia, Anthony	11-3	14	1-0	1-1	0-1	1-0	-	2-0	1-0	3-0	1-0	1-1	DNP	DNP
Ogbebor, Osaze	8-4	12	3-1	DNP	4-0	DNP	-	DNP	DNP	0-1	DNP	0-2	1-0	DNP
Holani, Isi	9-2	11	-	1-0	0-1	-	-	3-0	1-0	2-0	2-0	0-1	-	DNP
Bean, Isaiah	8-3	11	1-0	-	2-0	1-1	-	2-1	-	-	1-0	1-1	-	-
Graham, Chevy	7-3	10	-	0-2	3-0	1-1	1-0	1-0	-	-	1-0	-	-	-
Torneden, Bryce	9-1	10	-	-	1-0	3-1	-	1-0	-	1-0	2-0	DNP	1-0	-
Spencer, Colin	7-1	8	-	1-0	1-0	-	-	-	1-1	-	1-0	1-0	1-0	1-0
Feaster, Denzel	7-1	8	DNP	DNP	DNP	-	-	1-0	DNP	DNP	3-0	2-1	-	1-0
Richmond, Shaquille	5-3	8	1-0	DNP	DNP	DNP	1-0	0-1	DNP	-	1-2	DNP	1-0	1-0
Patrick, Tyler	4-1	5	-	-	-	1-0	0-1	-	-	-	-	-	2-0	1-0
Allen, Greg	2-3	5	1-0	-	DNP	-	0-1	1-2	-	-	DNP	DNP	DNP	DNP
Dezir, Jacky	3-1	4	DNP	DNP	DNP	-	DNP	-	-	0-1	2-0	-	1-0	-
Moore, Emmanuel	4-0	4	2-0	1-0	1-0	-	-	-	-	-	-	-	DNP	-
Sims, Steven	4-0	4	-	-	-	-	1-0	1-0	-	-	-	-	1-0	1-0
Ford, DeAnte	3-0	3	DNP	DNP	-	-	-	-	1-0	-	2-0	DNP	-	DNP
Ehambe, Josh	3-0	3	-	DNP	2-0	-	1-0	-	-	-	-	-	-	-
Zunica, Michael	2-1	3	1-0	-	-	-	0-1	-	-	-	-	1-0	-	-
Williams, D.J.	3-0	3	DNP	-	2-0	1-0	-	DNP	DNP	DNP	DNP	DNP	DNP	DNP
Mayberry, Kyle	2-0	2	-	-	1-0	-	-	-	1-0	-	DNP	DNP	DNP	DNP
Stanley, Carter	2-0	2	-	DNP	-	-	DNP	1-0	DNP	-	-	-	1-0	-
Willis, Ryan	2-0	2	-	-	-	-	1-0	1-0	-	DNP	DNP	DNP	DNP	DNP
Sternberger, Jace	2-0	2	-	-	-	-	-	2-0	DNP	-	DNP	-	-	-
Barbel, Shakiem	1-0	1	1-0	DNP	-	-	-	-	-	-	-	-	-	-
Johnson, Ben	1-0	1	-	-	1-0	-	-	-	-	-	-	DNP	DNP	DNP
Moses, Austin	0-1	1	-	-	-	-	-	-	0-1	-	-	-	-	-
Duckworth, Kendall	1-0	1	1-0	-	-	-	-	-	DNP	DNP	DNP	DNP	DNP	DNP

GAME-BY-GAME TACKLES FOR LOSS

	UA-A	TOT	URI	OHIO	MEMPHIS	TTU	TCU	BU	OSU	OU	WVU	ISU	UT	KSU
Armstrong Jr., Dorance	20-0	20.0	1.0-2	-	3.0-19	2.0-11	1.0-6	1.0-8	2.0-6	2.0-9	2.0-3	-	3.0-13	3.0-6
Wise, Daniel	10-0	10.0	-	4.0-6	-	-	DNP	-	2.0-5	-	-	1.0-3	3.0-9	-
Arnick, Courtney	6-2	7.0	1.0-5	-	-	1.0-1	2.0-3	-	-	-	1.0-1	1.0-1	-	1.0-7
Rosser, Cameron	7-0	7.0	-	2.0-6	-	1.0-21	4.0-15	-	-	-	-	-	-	-
Mosby, Damani	6-2	7.0	-	0.5-2	1.0-11	2.0-3	-	0.5-1	-	-	1.0-1	-	-	2.0-5
Roberts, Marcquis	6-1	6.5	DNP	2.0-3	2.0-11	1.5-8	DNP	-	-	1.0-1	-	DNP	DNP	DNP
Shaw, Tevin	4-1	4.5	-	2.0-8	-	0.5-2	-	-	-	-	2.0-14	-	-	-
Olobia, Anthony	4-0	4.0	-	1.0-1	-	-	-	1.0-5	1.0-9	1.0-1	-	-	DNP	DNP
Dineen Jr., Joe	3-0	3.0	1.0-2	2.0-4	-	DNP	DNP	DNP	-	DNP	DNP	DNP	DNP	DNP
Bean, Isaiah	3-0	3.0	-	-	1.0-1	-	-	-	-	-	1.0-8	1.0-4	-	-
Smithson, Fish	2-1	2.5	-	-	-	0.5-0	-	-	1.0-6	-	-	-	1.0-5	-
Davis, Deelsaac	2-1	2.5	-	-	1.0-5	-	-	0.5-0	1.0-8	-	-	-	-	-
Lee, Mike	1-1	1.5	-	DNP	-	-	0.5-0	1.0-1	-	-	-	-	-	-
Ash, Kellen	1-0	1.0	-	-	DNP	DNP	DNP	DNP	DNP	DNP	DNP	DNP	DNP	1.0-1
Bates IV, Bazie	1-0	1.0	1.0-1	-	-	-	-	DNP	-	-	-	-	-	-
Richmond, Shaquille	1-0	1.0	-	DNP	DNP	DNP	-	-	DNP	-	1.0-1	DNP	-	-
Loneker Jr., Keith	0-2	1.0	-	-	-	0.5-2	0.5-0	-	-	-	-	-	-	-
Holani, Isi	1-0	1.0	-	-	-	-	-	-	-	1.0-2	-	-	-	DNP
Ehambe, Josh	1-0	1.0	-	DNP	-	-	1.0-12	-	-	-	-	-	-	-
Moore, Emmanuel	1-0	1.0	-	-	1.0-16	-	-	-	-	-	-	-	DNP	-
Dezir, Jacky	1-0	1.0	DNP	DNP	DNP	-	DNP	-	-	-	-	-	1.0-2	-
Ogletree, Marnez	1-0	1.0	-	-	1.0-1	-	-	-	-	-	-	-	-	-
Miller Jr., Tyrone	1-0	1.0	1.0-2	-	-	-	DNP	DNP	-	-	-	-	DNP	DNP
Williams, D.J.	1-0	1.0	DNP	-	-	1.0-1	-	DNP	DNP	DNP	DNP	DNP	DNP	DNP
Graham, Chevy	0-1	0.5	-	0.5-3	-	-	-	-	-	-	-	-	-	-

Kf

MJ

Cs

O

R

Rb

H

## SEASON SUPERLATIVES

## Kansas individuals

Rushes	20	Kinner, Ke'aun vs Texas (Nov 19, 2016)
Yards Rushing	152	Kinner, Ke'aun vs Iowa State (Nov 12, 2016)
TD Rushes	1	Taylor Martin vs Rhode Island (Sep 03, 2016)
		Kinner, Ke'aun vs Rhode Island (Sep 03, 2016)
		Herbert, Khalil at Memphis (Sep 17 2016)
		Taylor Martin vs TCU (Oct 08, 2016)
		Willis, Ryan vs TCU (Oct 08, 2016)
		Herbert, Khalil at Baylor (Oct 15, 2016)
		Taylor Martin vs Oklahoma State (Oct 22, 2016)
		Kinner, Ke'aun at West Virginia (Nov 5, 2016)
		Taylor Martin vs Iowa State (Nov 12, 2016)
		Kinner, Ke'aun vs Iowa State (Nov 12, 2016)
		Herbert, Khalil vs Texas (Nov 19, 2016)
Long Rush	66	Herbert, Khalil at Memphis (Sep 17 2016)
Pass attempts	45	Willis, Ryan vs TCU (Oct 08, 2016)
Pass completions	31	Willis, Ryan vs TCU (Oct 08, 2016)
Yards Passing	348	Willis, Ryan vs TCU (Oct 08, 2016)
TD Passes	3	Cozart, Montell vs Rhode Island (Sep 03, 2016)
Long Pass	95	Stanley, Carter at Kansas State (Nov 26, 2016)
Receptions	9	Sims, Steven vs TCU (Oct 08, 2016)
		Barbel, Shakiem vs TCU (Oct 08, 2016)
		Sims, Steven vs Oklahoma State (Oct 22, 2016)
		Sims, Steven at West Virginia (Nov 5, 2016)
		Sims, Steven vs Iowa State (Nov 12, 2016)
Yards Receiving	131	Gonzalez, L. vs TCU (Oct 08, 2016)
TD Receptions	2	Sims, Steven vs Rhode Island (Sep 03, 2016)
		Sims, Steven vs Ohio (Sep 10, 2016)
Long Reception	95	Gonzalez, L. at Kansas State (Nov 26, 2016)
Field Goals	3	Wyman, Matthew vs TCU (Oct 08, 2016)
		Wyman, Matthew vs Texas (Nov 19, 2016)
Long Field Goal	50	Wyman, Matthew vs TCU (Oct 08, 2016)
Punts	10	Moos, Cole at Texas Tech (Sep 29, 2016)
		Moos, Cole vs Texas (Nov 19, 2016)
Punting Avg	50.4	Moos, Cole at Baylor (Oct 15, 2016)
Long Punt	82	Moos, Cole at Baylor (Oct 15, 2016)
Punts inside 20	2	Moos, Cole vs Rhode Island (Sep 03, 2016)
		Moos, Cole vs Ohio (Sep 10, 2016)
		Moos, Cole vs TCU (Oct 08, 2016)
		Moos, Cole at Oklahoma (Oct 29, 2016)
Long Punt Return	17	Gonzalez, L. vs Rhode Island (Sep 03, 2016)
Long Kickoff Return	99	Gonzalez, L. vs Ohio (Sep 10, 2016)
Tackles	16	Smithson, Fish vs Oklahoma State (Oct 22, 2016)
		Loneker, Keith vs Texas (Nov 19, 2016)
Sacks	3.0	Rosser, Cameron vs TCU (Oct 08, 2016)
Tackles For Loss	4.0	Wise, Daniel vs Ohio (Sep 10, 2016)
		Rosser, Cameron vs TCU (Oct 08, 2016)
Interceptions	2	Stewart, B. vs TCU (Oct 08, 2016)

## Kansas team

Rushes	48	at Baylor (Oct 15, 2016)
Yards Rushing	244	vs Iowa State (Nov 12, 2016)
Yards Per Rush	6.2	vs Oklahoma State (Oct 22, 2016)
TD Rushes	2	vs Rhode Island (Sep 03, 2016)
		vs TCU (Oct 08, 2016)
		vs Iowa State (Nov 12, 2016)
Pass attempts	48	at Texas Tech (Sep 29, 2016)
Pass completions	31	vs TCU (Oct 08, 2016)
Yards Passing	399	vs Rhode Island (Sep 03, 2016)
Yards Per Pass	10.5	vs Rhode Island (Sep 03, 2016)
TD Passes	6	vs Rhode Island (Sep 03, 2016)
Total Plays	89	vs TCU (Oct 08, 2016)
Total Offense	570	vs Rhode Island (Sep 03, 2016)
Yards Per Play	7.8	vs Rhode Island (Sep 03, 2016)
Points	55	vs Rhode Island (Sep 03, 2016)
Sacks By	5	at Memphis (Sep 17 2016)
		vs TCU (Oct 08, 2016)
		vs Oklahoma State (Oct 22, 2016)
First Downs	28	vs Rhode Island (Sep 03, 2016)
Penalties	9	at West Virginia (Nov 5, 2016)
		vs Texas (Nov 19, 2016)
		at Kansas State (Nov 26, 2016)
Penalty Yards	104	at West Virginia (Nov 5, 2016)
Turnovers	6	at Memphis (Sep 17 2016)
Interceptions By	3	vs TCU (Oct 08, 2016)
		vs Texas (Nov 19, 2016)
Punts	10	at Texas Tech (Sep 29, 2016)
		vs Texas (Nov 19, 2016)

Punting Avg	50.4	at Baylor (Oct 15, 2016)
Long Punt	82	at Baylor (Oct 15, 2016)
Punts inside 20	2	vs Rhode Island (Sep 03, 2016)
		vs Ohio (Sep 10, 2016)
		vs TCU (Oct 08, 2016)
		at Oklahoma (Oct 29, 2016)
Long Punt Return	17	vs Rhode Island (Sep 03, 2016)

## Opponent individuals

Rushes	51	Foreman, D'Onta, vs Texas (Nov 19, 2016)
Yards Rushing	250	Foreman, D'Onta, vs Texas (Nov 19, 2016)
TD Rushes	2	Russell, Seth, at Baylor (Oct 15, 2016)
		Carson, Chris, vs Oklahoma State (Oct 22, 2016)
		Howard, Skyler, at West Virginia (Nov 5, 2016)
		Foreman, D'Onta, vs Texas (Nov 19, 2016)
		Dimel, Winston, at Kansas State (Nov 26, 2016)
Long Rush	57	Adams, Abdul, at Oklahoma (Oct 29, 2016)
Pass attempts	36	WINDHAM, Greg, vs Ohio (Sep 10, 2016)
Pass completions	27	Mahomes, P., at Texas Tech (Sep 29, 2016)
Yards Passing	277	Mahomes, P., at Texas Tech (Sep 29, 2016)
TD Passes	4	Mahomes, P., at Texas Tech (Sep 29, 2016)
		Shimonek, Nic, at Texas Tech (Sep 29, 2016)
		Mayfield, Baker, at Oklahoma (Oct 29, 2016)
Long Pass	84	FERGUSON, Riley, at Memphis (Sep 17 2016)
Receptions	12	Giles, Jonathan, at Texas Tech (Sep 29, 2016)
Yards Receiving	219	Giles, Jonathan, at Texas Tech (Sep 29, 2016)
TD Receptions	2	Giles, Jonathan, at Texas Tech (Sep 29, 2016)
		Coutee, Keke, at Texas Tech (Sep 29, 2016)
		Gibson, Shelton, at West Virginia (Nov 5, 2016)
Long Reception	84	MILLER, Anthony, at Memphis (Sep 17 2016)
Field Goals	5	ZERVOS, Louie, vs Ohio (Sep 10, 2016)
Long Field Goal	50	ELLIOTT, Jake, at Memphis (Sep 17 2016)
Punts	9	Graybar, vs Rhode Island (Sep 03, 2016)
Punting Avg	51.3	SMITH, Spencer, at Memphis (Sep 17 2016)
Long Punt	59	SMITH, Spencer, at Memphis (Sep 17 2016)
Punts inside 20	4	Dickson, Michae, vs Texas (Nov 19, 2016)
Long Punt Return	71	Westbrook, Dede, at Oklahoma (Oct 29, 2016)
Long Kickoff Return	51	Gibson, Shelton, at West Virginia (Nov 5, 2016)
Tackles	15	Howard, Travin, vs TCU (Oct 08, 2016)
		Davis, Raquan, at Baylor (Oct 15, 2016)
Sacks	3.0	Carraway, Josh, vs TCU (Oct 08, 2016)
Tackles For Loss	4.0	Carraway, Josh, vs TCU (Oct 08, 2016)
Interceptions	2	Orr, Nick, vs TCU (Oct 08, 2016)
		Reid, Ryan, at Baylor (Oct 15, 2016)
		Douglas, Rasul, at West Virginia (Nov 5, 2016)

## Opponent team

Rushes	63	vs Texas (Nov 19, 2016)
Yards Rushing	342	at Kansas State (Nov 26, 2016)
Yards Per Rush	7.3	at West Virginia (Nov 5, 2016)
TD Rushes	4	at Baylor (Oct 15, 2016)
		vs Oklahoma State (Oct 22, 2016)
		at Kansas State (Nov 26, 2016)
Pass attempts	55	at Texas Tech (Sep 29, 2016)
Pass completions	42	at Texas Tech (Sep 29, 2016)
Yards Passing	548	at Texas Tech (Sep 29, 2016)
Yards Per Pass	10.0	at Texas Tech (Sep 29, 2016)
TD Passes	8	at Texas Tech (Sep 29, 2016)
Total Plays	93	vs Ohio (Sep 10, 2016)
Total Offense	621	at Texas Tech (Sep 29, 2016)
Yards Per Play	8.1	at West Virginia (Nov 5, 2016)
Points	56	at Oklahoma (Oct 29, 2016)
Sacks By	6	vs TCU (Oct 08, 2016)
First Downs	34	at Texas Tech (Sep 29, 2016)
Penalties	12	at Texas Tech (Sep 29, 2016)
Penalty Yards	89	at Memphis (Sep 17 2016)
Turnovers	6	vs Texas (Nov 19, 2016)
Interceptions By	4	at Baylor (Oct 15, 2016)
Punts	9	vs Rhode Island (Sep 03, 2016)
Punting Avg	43.8	vs Texas (Nov 19, 2016)
Long Punt	59	at Memphis (Sep 17 2016)
Punts inside 20	5	at Memphis (Sep 17 2016)
Long Punt Return	71	at Oklahoma (Oct 29, 2016)
Long Punt	64	vs West Virginia (Nov 21, 2015)
Punts inside 20	4	vs South Dakota State (Sep 05, 2015)
Long Punt Return	49	at TCU (Nov 14, 2015)

# 2016 GAME RECAPS

## 1 JAYHAWKS AIR IT OUT IN WIN

	<b>RHODE ISLAND (0-1)</b>	<b>6</b>
	<b>KANSAS (1-0)</b>	<b>55</b>

MEMORIAL STADIUM • LAWRENCE, KAN. • SEPT. 3, 2016 • ATTENDANCE: 26,864

Head coach and offensive play caller David Beaty orchestrated an offensive output scoring the most points by a Kansas football team since 2007 in his first win as a collegiate head coach during KU's 55-6 win over Rhode Island Saturday evening inside Memorial Stadium.

As a whole, the Jayhawks tossed six touchdown passes, the most since 2007, the year the team won the Orange Bowl. Redshirt junior quarterback Montell Cozart earned the start and completed 18-of-25 passes for 199 yards and three touchdowns. Sophomore signal caller Ryan Willis relieved Cozart on the third offensive series and completed 7-of-9 attempts for 144 yards and two scores.

Six Jayhawks set career-highs in either passing or receiving as KU threw for 399 yards in the contest: Cozart - touchdown passes (3); LaQuvionte Gonzalez - receptions (7) and yards (78); Steven Sims Jr., - yards (124) and touchdowns (2); Chase Harrell - receptions (2), yards (51) and touchdowns (1); and tight end Ben Johnson also grabbed his first-career touchdown, which opened the scoring for the Jayhawks.

It was the first time Kansas had three quarterbacks throw a touchdown in the same game since prior to the 2006 season.

Kansas also managed to be productive on the ground, as senior running back Ke'aun Kinner bolstered the rushing attack with 69 yards on seven totes along with a score. Sophomore running back Taylor Martin also added a touchdown on six carries for 33 yards as six total KU rushers combined for 171 yards.

As good as the offense was, it was the third phase of the game that got the Jayhawks going early. The special teams unit Beaty placed so much emphasis on improving in 2016 came through on its first opportunity after a three-and-out on KU's first possession, recovering a fumbled punt return 14 yards from the Rhode Island end zone.

After the turnover Cozart delivered a goal-line lob to Johnson for KU's first points of the year.

Willis handled the snaps on KU's third drive and after just three plays threw an 18-yard pass to Gonzalez, who brought down a 50-50 ball in the back corner of the end zone, extending KU's lead by 13 points.

On the Jayhawks' next drive KU's play callers dialed up deep balls for Sims on back-to-back plays. Sims dropped the first in the end zone - the first play of the second quarter - but was true on the second, putting six more points on the board for Kansas, which extended its lead to 20-0.

Rhode Island advanced its way into KU territory for the first time in the second quarter on what became its only scoring drive of the game. A 23-yard touchdown toss cut KU's lead down to 14, at 20-6, with sophomore defensive tackle Daniel Wise blocking the PAT.

Kansas responded after the Rams' score with an eight play, 77-yard drive to push the lead to 27-6 after Martin plunged into the end zone for the first score of his career.


KU put its 41st point on the board after Sims blazed past the Rhode Island secondary on a 71-yard touchdown pass late in the third quarter. The catch-and-run for six was Sims' second score of the contest, the most TD receptions in a game by a Jayhawk since 2014.

Kansas crossed the 50-point mark with 5:57 to play in the game as redshirt freshman Carter Stanley completed a 13-yard touch pass to Harrell over man coverage in the end zone.

The Jayhawks went on to win by a final score of 55-6.

		FINAL STATISTICS					
RHODE ISLAND		0	6	0	0	6	
KANSAS		13	14	14	14	55	
<b>Qtr</b>	<b>Time</b>	<b>Scoring play</b>				<b>URI</b>	<b>KU</b>
KU	1st 09:51	Johnson, Ben 2 yd pass from Cozart, Montell,				0	7
KU	06:21	Gonzalez, L. 18 yd pass from Willis, Ryan				0	13
KU	2nd 14:45	Sims, Steven 35 yd pass from Cozart, Montell				0	20
URI	10:36	Aa. Parker 23 yd pass from W. McKoy				6	20
KU	08:08	Taylor Martin 1 yd run				6	27
KU	3rd 09:18	Patrick, Tyler 20 yd pass from Cozart, Montell				6	34
KU	02:47	Sims, Steven 71 yd pass from Willis, Ryan				6	41
KU	4th 14:07	Kinner, Ke'aun 11 yd run				6	48
KU	05:57	Harrell, Chase 13 yd pass from Stanley, Carter				6	55
<b>TEAM STATS</b>	<b>URI</b>	<b>KU</b>	<b>INDIVIDUAL TOTALS</b>				
FIRST DOWNS	13	28	<b>RUSHING:</b> Rhode Island-Anderson 16-59; W. McKoy 10-56; Clarke 11-43; Denny 3-12. Kansas-Kinner, Ke'aun 7-69; Taylor Martin 6-33; Evans, Denzell 9-24.				
RUSHES-YARDS (NET)	40-170	35-171	<b>PASSING:</b> Rhode Island-W. McKoy 6-23-1-49.				
PASSING YDS (NET)	49	399	Kansas-Cozart, Montell 18-25-1-199; Willis, Ryan 7-9-0-144; Stanley, Carter 3-4-0-56.				
Passes Att-Comp-Int	23-6-1	38-28-1	<b>RECEIVING:</b> Rhode Island-Aa. Parker 2-37;				
TOTAL OFFENSE PLAYS-YARDS	63-219	73-570	McKeeman 2-12. Kansas-Gonzalez, L. 7-78; Sims, Steven 5-124; Patrick, Tyler 5-51; Hartzog, Bobby 3-34; Harrell, Chase 2-51.				
Fumble Returns-Yards	0-0	0-0	<b>SACKS (UA-A):</b> Rhode Island-None. Kansas-Arnick, C. 1-0.				
Punt Returns-Yards	1-2	2-17	<b>TACKLES (UA-A):</b> Rhode Island-Hogan 6-2; Parker 5-2; Duncan 5-1. Kansas-Wise, Daniel 4-1; Bates, Bazie 4-0; Ogbor, Osaze 3-1; Arnick, C. 3-1.				
Kickoff Returns-Yards	4-52	2-41					
Penalties-Yards	5-30	4-37					
Possession Time	32:45	27:15					
Third-Down Conversions	4 of 15	6 of 11					
Red-Zone Scores-Chances	0-0	6-8					
Sacks By: Number-Yards	0-0	1-5					

## 2 KANSAS TOPPED BY OHIO

	<b>OHIO (1-1)</b>	<b>37</b>
	<b>KANSAS (1-1)</b>	<b>21</b>

MEMORIAL STADIUM • LAWRENCE, KAN. • SEPT. 10, 2016 • ATTENDANCE: 28,467

Trailing 28-7 at halftime, Kansas football's defensive adjustments began to work, while the offense ignited in the third quarter, cutting the Ohio lead down to 10 points, but a potent Bobcat rushing attack hoarded the time of possession 43:38-16:22 and downed the Jayhawks, 37-21, Saturday afternoon inside Memorial Stadium.

The Bobcats relied on a triple-digit rushing effort from their quarterback - an uncharacteristic career-best by Greg Windham - and used a smothering defense - the Jayhawks had 21 total yards in the first half - to stifle KU and burst out to a 25-point lead before KU scored.

Junior transfer LaQuvionte Gonzalez put the Jayhawks on the board, 25-7, when he returned a kickoff 99 yards for the first special teams touchdown of his career. Gonzalez' breakaway speed through the Bobcats' kickoff coverage late in the second quarter sparked the Kansas rally to begin the second half.

After mustering just 15 passing yards in the first stanza, head coach / offensive play caller David Beaty dialed up a deep strike down the sideline for redshirt junior quarterback Montell Cozart to find sophomore wide receiver Steven Sims Jr., on a 74-yard touchdown toss, 28-14.

After the Jayhawk defense tightened up at the line-of-scrimmage midway through the third quarter and began stopping Ohio's running attack, the Bobcats were able to convert a field goal, 31-14.

On the next drive, Cozart hit Sims once again, who brought down an acrobatic catch over a defender in the end zone, to pull within 10 points with 10:53 to play in the third quarter, 31-21. In all, Cozart connected on eight-straight passes as KU outgained the Bobcats 190-66 in the third quarter, but Ohio found a way to keep KU at arm's length.

After the two teams traded punts on consecutive possessions, Ohio moved the ball down the field, driving 46 yards to the KU 13, before Windham was intercepted by senior safety Fish Smithson in the end zone.



Unfortunately for the Jayhawks, their offense was unable to sustain the momentum of the pick, and was forced to punt. Ohio's ensuing drive tacked on another three points after they were given prime field position at KU's 29-yard line, 34-21.

Kansas regained possession trailing by 13, but Ohio stymied the Jayhawks' offensive efforts leading to another punt with 13:27 to play in the game.

Ohio grasped the 13-point lead and chewed the next 10 minutes off the game clock with an 18-play, 81-yard drive, putting the finishing touches on the outcome with a 22-yard field goal, 37-21.

		FINAL STATISTICS						
OHIO		15	13	6	3	37		
KANSAS		0	7	14	0	21		
<b>Qtr</b>	<b>Time</b>	<b>Scoring play</b>				<b>OHIO</b>	<b>KU</b>	
OHIO	1st 12:23	WHITE, Papi 11 yd run				6	0	
OHIO	08:22	TEAM safety,				8	0	
OHIO	03:50	MORGAN, Mason 4 yd pass from WINDHAM, Greg				15	0	
OHIO	2nd 14:48	WINDHAM, Greg 23 yd run				22	0	
OHIO	06:32	ZERVOS, Louie 26 yd field goal				25	0	
KU	06:17	Gonzalez, L. 99 yd kickoff return				25	7	
OHIO	02:52	ZERVOS, Louie 22 yd field goal				28	7	
KU	3rd 14:40	Sims, Steven 74 yd pass from Cozart, Montell				28	14	
OHIO	12:52	ZERVOS, Louie 25 yd field goal				31	14	
KU	10:59	Sims, Steven 22 yd pass from Cozart, Montell				31	21	
OHIO	00:02	ZERVOS, Louie 46 yd field goal				34	21	
OHIO	4th 03:24	ZERVOS, Louie 22 yd field goal				37	21	
<b>TEAM STATS</b>	<b>OHIO</b>	<b>KU</b>	<b>INDIVIDUAL TOTALS</b>					
FIRST DOWNS	27	9	<b>RUSHING:</b> OHIO-WINDHAM, Greg 16-146; BROWN, Dorian 20-122; IRONS, Maleek 8-39. Kansas-Kinner, Ke'aun 5-16; Cozart, Montell 3-9.					
RUSHES-YARDS (NET)	57-329	15-26	<b>PASSING:</b> OHIO-WINDHAM, Greg 19-36-1-167.					
PASSING YDS (NET)	167	206	Kansas-Cozart, Montell 17-24-0-198; Willis, Ryan 1-5-1-8.					
Passes Att-Comp-Int	36-19-1	29-18-1	<b>RECEIVING:</b> OHIO-BELACK, Kyle 4-60; REID, Jordan 4-59; WHITE, Papi 3-26. Kansas-Gonzalez, L. 5-45; Sims, Steven 4-114; Kinner, Ke'aun 2-13; Patrick, Tyler 2-6.					
TOTAL OFFENSE PLAYS-YARDS	93-496	44-232	<b>SACKS (UA-A):</b> OHIO-BASHAM, Tarell 1-0. Kansas-None.					
Fumble Returns-Yards	0-0	0-0	<b>TACKLES (UA-A):</b> OHIO-POLING, Quentin 5-2;					
Punt Returns-Yards	1-0	2-19	MOORE, Chad 5-2; BROWN, Blair 4-1. Kansas-Bates, Bazie 9-2; Roberts, M. 9-1; Dineen, Joe 6-4; Wise, Daniel 7-1.					
Kickoff Returns-Yards	3-55	8-242						
Penalties-Yards	6-57	4-50						
Possession Time	43:38	16:22						
Third-Down Conversions	9 of 27	0 of 8						
Red-Zone Scores-Chances	6-7	0-0						
Sacks By: Number-Yards	1-6	0-0						

**3 MISCUES COST KANSAS AT MEMPHIS**

	<b>KANSAS (1-2)</b>	<b>7</b>
	<b>MEMPHIS (2-0)</b>	<b>43</b>

**LIBERTY BOWL • MEMPHIS, TENN. • SEPT. 27, 2016 • ATTENDANCE: 34,448**

Three first half fumbles – two on its first three drives of the game – and six turnovers overall, put Kansas in an early hole it couldn't escape as the Jayhawks dropped their road opener, 43-7, to Memphis Saturday afternoon at the Liberty Bowl.

The Tigers tallied 394 yards of offense – 205 rushing and 189 passing – with an average drive start at their own 48-yard line. Kansas' freshman running back Khalil Herbert accounted for 35 percent of the team's offensive output with 74 rushing and 35 receiving yards, to go along with the Jayhawks' only touchdown of the day.

Sophomore quarterback Montell Cozart threw 13 completions on 22 attempts for 87 yards, but tossed two interceptions. Also taking snaps behind center were sophomore Ryan Willis (9-of-13, 80 yards) and redshirt-freshman Carter Stanley (4-of-6, 26 yards). Senior running back Ke'aun Kinner toted the ball a team-high 12 times for 49 yards, while junior transfer wide receiver LaQuivonte Gonzalez caught a game-best six passes for 44 yards.

KU's defense kept the Jayhawks within striking distance in the first half by flying around to the ball as 11 defenders posted at least three tackles. The defensive effort was bolstered by senior linebacker Marcquis Roberts' five stops and two tackles for loss, as well as sophomore defensive end Dorance Armstrong's two-sack, three-tackle-for-loss performance.

Two Kansas fumbles and an 84-yard touchdown pass from Memphis helped put the Tigers up 13-0 after the first quarter. The Jayhawks were held to 84 yards in the first period, while the Tigers gained 160, but the deficit could have been worse as Memphis' average drive start in the first 15 minutes was its own 41-yard line.

KU's defense bent but didn't break in the opening stanza, only allowing the one long touchdown to trail, 7-0. The big stops to keep the game in reach happened on Memphis' two possessions beginning inside KU's 25-yard line due to the turnovers. The Jayhawks only allowed two field goals, going down 13-0 at the beginning of the second quarter.

Herbert broke loose on KU's first possession of the second quarter as the rookie took a carry 66 yards off-tackle up the sideline to the end zone, getting Kansas on the board, 19-7. Herbert's rush was the longest by a Jayhawk since 2014.

More bad luck for Kansas occurred after moving the ball down the field to its own 41-yard line. KU lost its third fumble of the first half as Cozart rolled to his right and the ball slipped out of his hands, this time giving Memphis the ball on KU's 41-yard line.

As with most things in the first half, Kansas couldn't get out of its own way and on the first play of the drive, Cozart lobbed a pass that was intercepted and returned 61 yards for another score, giving Memphis a 33-7 advantage heading into halftime.

The Tigers' offense kept the ball on the ground for the remainder of their possessions, while the Jayhawks still struggled to move up and down the field. The remainder of the fourth quarter saw both teams go scoreless as Memphis claimed a 43-7 victory.

		FINAL STATISTICS					
		0	7	0	0	7	
<b>KANSAS</b>						<b>43</b>	
<b>MEMPHIS</b>		<b>13</b>	<b>20</b>	<b>3</b>	<b>7</b>	<b>7</b>	
	<b>Qtr</b>	<b>Scoring play</b>				<b>KU</b>	<b>MEM</b>
	<b>Time</b>						
MEMPHIS	1st 10:45	MILLER, Anthony 84 yd pass from FERGUSON, Riley				0	7
MEMPHIS	07:04	ELLIOTT, Jake 41 yd field goal				0	10
MEMPHIS	02:52	ELLIOTT, Jake 42 yd field goal				0	13
MEMPHIS	2nd 13:46	DORCEUS, D. 6 yd run				0	19
KU	12:28	Herbert, Khalil 66 yd run				7	19
MEMPHIS	05:19	MAYHUE, Phil 6 yd pass from FERGUSON, Riley				7	26
MEMPHIS	01:23	WILSON, J. 61 yd interception return				7	33
MEMPHIS	3rd 00:35	ELLIOTT, Jake 50 yd field goal				7	36
MEMPHIS	4th 12:38	POLLARD, Tony 8 yd run				7	43
<b>TEAM STATS</b>		<b>KU</b>	<b>MEM</b>				
FIRST DOWNS		14	19				
RUSHES-YARDS (NET)		31-121	47-205				
PASSING YDS (NET)		193	189				
Passes Att-Comp-Int		41-26-2	25-15-0				
TOTAL OFFENSE PLAYS-YARDS		72-314	72-394				
Fumble Returns-Yards		0-0	1-50				
Punt Returns-Yards		0-0	4-51				
Kickoff Returns-Yards		1-11	0-0				
Penalties-Yards		8-41	8-89				
Possession Time		31:24	28:36				
Third-Down Conversions		5 of 16	3 of 14				
Red-Zone Scores-Chances		0-0	3-5				
Sacks By: Number-Yards		5-36	1-7				
<b>INDIVIDUAL TOTALS</b>							
<b>RUSHING:</b> Kansas-Herbert, Khalil 6-74; Kinner, Ke'aun 12-49. MEMPHIS-TAYLOR, Patrick 13-88; MILLER, Anthony 3-56; POLLARD, Tony 5-40; DORCEUS, D. 7-27.							
<b>PASSING:</b> Kansas-Cozart, Montell 13-22-2-87; Willis, Ryan 9-13-0-80; Stanley, Carter 4-6-0-26. MEMPHIS-FERGUSON, Riley 15-24-0-189.							
<b>RECEIVING:</b> Kansas-Gonzalez, L. 6-44; Brewer, Keegan 4-36; Patrick, Tyler 4-6; Herbert, Khalil 3-39. MEMPHIS-MILLER, Anthony 5-93; MAYHUE, Phil 4-34.							
<b>SACKS (UA-A):</b> Kansas-Armstrong, D. 2-0; Roberts, M. 1-0; Davis, Deelsaac 1-0; Mosby, Damani 1-0. MEMPHIS-SUTTLES, Ernest 1-0.							
<b>TACKLES (UA-A):</b> Kansas-Ogletree, M. 5-0; Roberts, M. 4-1; Lee, Mike 4-0; Ogbore, Osaze 4-0; Smithson, Fish 4-0. MEMPHIS-HALL, Austin 8-0; COOK, Jonathan 8-0; MORLEY, Chris 7-1; WHITE, Shareef 5-0.							

**4 TEXAS TECH HANDS KANSAS BIG 12 OPENER LOSS**

	<b>KANSAS (1-3, 0-1 BIG 12)</b>	<b>19</b>
	<b>TEXAS TECH (3-1, 1-0 BIG 12)</b>	<b>55</b>

**JONES AT&T STADIUM • LUBBOCK, TEXAS • SEPT. 29, 2016 • ATTENDANCE: 56,494**

An inspired third quarter surge from Kansas football in its Big 12 Conference opener wasn't enough to catapult the Jayhawks to a road win as they fell to Texas Tech, 55-19, Thursday evening at Jones AT&T Stadium.

After the Red Raiders jumped out to a 28-9 lead heading into halftime, Kansas head coach David Beaty's halftime message took a little longer to deliver than normal, as the Jayhawks (1-3, 0-1 Big 12) took the field with less than two minutes to warm up for the third quarter. The short warmup time did KU little harm as the team hung 10-unanswered points on Texas Tech (3-1, 1-0 Big 12) and clawed back into the game, 28-19.

A plethora of defensive injuries resulted in several inexperienced Jayhawks having impact moments. Freshman safety Mike Lee, who should be a senior in high school, led the field with nine tackles and a pass breakup. Before leaving the contest due to an injury, sophomore defensive end Dorance Armstrong Jr., provided 2.0 sacks and was a constant disruptor of Texas Tech pass plays.

Throughout the second half, TTU's offense found its rhythm and the Jayhawks were unable to keep the scoring pace as the final score widened.

Texas Tech quarterbacks combined to complete 76 percent of their passes and throw for seven touchdowns. Starter Patrick Mahomes exited in the third quarter due to injury, but completed 27-of-34 attempts for 277 yards and four scores.

The Red Raiders' high-powered aerial assault wasted no time finding the end zone twice in the opening five minutes of the game. Mahomes connected on nine of his first 10 passes, while the Kansas offense struggled to gain its footing.

The tide began to turn in KU's favor late in the first quarter when the team's defensive adjustments began to take hold. Lee delivered a jarring hit and Armstrong provided his second sack of the night resulting in a 4th and 24 from the Red Raiders' own seven.

On the punt sophomore linebacker Keith Loneker Jr., got KU on the board, 14-2, after the Lawrence native cleaned up a fumbled snap in the end zone giving the Jayhawks their first safety since 2012.

After the Kansas defense stymied four-consecutive Red Raider drives, Mahomes tossed his third touchdown pass of the first half with 7:35 to play, increasing the Red Raider lead to 19 points, 21-2.

Sophomore quarterback Ryan Willis responded to the touchdown with an 18-yard touchdown pass to redshirt-freshman wide receiver Chase Harrell to cap a seven-play, 75-yard drive and climb back within 12 points, 21-9.

Texas Tech was able to respond by adding another touchdown, Mahomes' fourth of the first half, on a six-yard completion to go up, 28-9, heading into halftime.

The Jayhawks went three-and-out on the opening drive of the second half, but a muffed punt by Texas Tech was recovered by senior fullback Michael Zunica at TTU's 39-yard line. An injury to Willis thrust KU's starter, redshirt-junior quarterback Montell Cozart, back into the action and he led the Jayhawks to the end zone with an 11-yard pass to sophomore wide receiver Steven Sims Jr., 28-16, with 12:18 to play in the third quarter. Cozart would finish the game 9-of-20 for 97 yards, one score and an interception.

Texas Tech effectively closed the door with a seven-play, 75-yard touchdown drive to go up, 34-19, with 4:56 to play in the third quarter and went on to win by a final score of, 55-19.

		FINAL STATISTICS					
		0	9	10	0	19	
<b>KANSAS</b>						<b>19</b>	
<b>TEXAS TECH</b>		<b>14</b>	<b>14</b>	<b>13</b>	<b>14</b>	<b>55</b>	
	<b>Qtr</b>	<b>Scoring play</b>				<b>KU</b>	<b>TTU</b>
	<b>Time</b>						
TTU	1st 13:18	Giles, Jonathan 14 yd pass from Mahomes, P.				0	7
TTU	09:55	Batson, Cameron 18 yd pass from Mahomes, P.				0	14
KU	2nd 14:53	Loneker, Keith safety,				2	14
TTU	07:35	Lauderdale, D. 17 yd pass from Mahomes, P.				2	21
KU	05:12	Harrell, Chase 18 yd pass from Willis, Ryan				9	21
TTU	00:48	Willies, D. 6 yd pass from Mahomes, P.				9	28
KU	3rd 12:18	Sims, Steven 11 yd pass from Cozart, Montell				16	28
KU	07:22	Wyman, Matthew 35 yd field goal				19	28
TTU	04:56	Cantrell, Dylan 4 yd pass from Shimonek, Nic				19	34
TTU	00:00	Coutee, Keke 37 yd pass from Shimonek, Nic				19	41
TTU	4th 08:41	Coutee, Keke 31 yd pass from Shimonek, Nic				19	48
TTU	04:54	Giles, Jonathan 59 yd pass from Shimonek, Nic				19	55
<b>TEAM STATS</b>		<b>KU</b>	<b>TTU</b>				
FIRST DOWNS		17	34				
RUSHES-YARDS (NET)		28-46	24-73				
PASSING YDS (NET)		250	548				
Passes Att-Comp-Int		48-25-1	55-42-1				
TOTAL OFFENSE PLAYS-YARDS		76-296	79-621				
Fumble Returns-Yards		0-0	0-0				
Punt Returns-Yards		0-0	4-10				
Kickoff Returns-Yards		3-59	0-0				
Penalties-Yards		7-55	12-70				
Possession Time		27:12	32:48				
Third-Down Conversions		6 of 18	4 of 10				
Red-Zone Scores-Chances		3-3	5-5				
Sacks By: Number-Yards		3-32	4-28				
<b>INDIVIDUAL TOTALS</b>							
<b>RUSHING:</b> Kansas-Kinner, Ke'aun 9-45; Herbert, Khalil 7-22. Texas Tech-Felton, Dem. 11-48; Mahomes, P. 8-27.							
<b>PASSING:</b> Kansas-Willis, Ryan 14-26-0-142; Cozart, Montell 9-20-1-97. Texas Tech-Mahomes, P. 27-34-1-277; Shimonek, Nic 15-21-0-271.							
<b>RECEIVING:</b> Kansas-Sims, Steven 6-59; Johnson, Ben 5-86; Gonzalez, L. 5-51. Texas Tech-Giles, Jonathan 12-219; Batson, Cameron 8-88; Cantrell, Dylan 5-70; Coutee, Keke 3-73.							
<b>SACKS (UA-A):</b> Kansas-Armstrong, D. 2-0; Rosser, Cameron 1-0. Texas Tech-Williams, Kris 2-1; Moore, Kevin 0-1; Fehoko, Breiden 1-0.							
<b>TACKLES (UA-A):</b> Kansas-Lee, Mike 8-1; Roberts, M. 4-1; Arnick, C. 4-1. Texas Tech-Smith, Desmond 5-1; Nguema, Thierry 5-0.							



## 5 KANSAS DROPS HEARTBREAKER TO TCU

	TCU (4-2, 2-1 BIG 12)	24
	KANSAS (1-4, 0-2 BIG 12)	23

MEMORIAL STADIUM • LAWRENCE, KAN. • OCT. 8, 2016 • ATTENDANCE: 23,946

Senior kicker Matthew Wyman's game-winning 54-yard field goal attempt was just narrowly wide right as Kansas football dropped its Big 12 Conference home-opener in nail-biting fashion to TCU, 24-23, Saturday afternoon inside Memorial Stadium.

The valiant effort by Kansas came one point short as TCU junior Brandon Hatfield closed the contest with a 34-yard field goal on the heels of an eight-play, 59-yard drive with 1:21 to play.

Kansas sophomore quarterback Ryan Willis engineered a 38-yard drive in just over a minute to get within range, but two sacks and an incomplete pass cost Kansas a closer shot to win as Wyman had to attempt from 54 yards away.

The Jayhawks (1-4, 0-2 Big 12) led TCU (4-2, 2-1 Big 12), 23-14, heading into the fourth quarter after a 21-yard touchdown run by Willis. TCU answered right back when quarterback Kenny Hill found receiver Jaelan Austin for a 25-yard score to cut the lead to 23-21 in favor of the Jayhawks.

A slugfest included was a fourth and 22 call where KU sophomore Steven Sims Jr. caught a Willis pass and lateraled to junior wide receiver Bobby Hartzog Jr. for a 26-yard gain. Willis then hit Sims again for a 23-yard gain setting up the long Wyman field goal attempt.

For the day, Kansas amassed 470 yards total offense to 366 for TCU holding the Horned Frogs to 170 yards below their season average.

Kansas got off to a better start than in its previous three games, taking a 7-0 lead after the opening period. The lead marked the first time the Jayhawks held an advantage over a Big 12 Conference opponent since leading TCU on Nov. 15, 2014.

The KU offense was able to convert on 3-of-5 third downs in the opening quarter, and on its third drive, sophomore running back Taylor Martin carried the ball into the end zone from a yard out to push the Jayhawks in front 7-0.

Willis, who started for the first time in 2016, completed 14-of-19 passes in the first quarter. He established a strong connection with senior wide receiver Shakiem Barbel, who hauled in a career-best five receptions for 40 yards after one period of play and ended the day with nine catches for 94 yards. Willis set a career high with 348 yards going 31-for-45 for the contest.

Sims tied Barbel for the team high with nine receptions and his 101 yards receiving marked his third 100-yard receiving game of the season. Junior wide receiver LaQuvionte Gonzalez had eight catches for a career-high 131 yards for the contest.

The Jayhawk defense, despite missing four starters due to injury, kept the explosive TCU offense at bay. Led by an inexperienced group, the Jayhawks forced four turnovers and allowed just 366 yards on 66 plays.

With the score tied, the two teams traded empty possessions, before Kansas again took the lead on a 50-yard field goal by Wyman. Trailing 10-7, TCU took its first lead on the ensuing drive. The Horned Frogs traveled 64 yards on six plays capped by an 18-yard dash by Hill, 14-10, heading into halftime.

The two squads traded points until Hatfield gave TCU the final lead of the game on his 34-yard strike with 1:21 to play. The Jayhawks came inches short of winning on Wyman's field goal attempt to close, but fell to the Horned Frogs, 24-23.

FINAL STATISTICS				
	TCU	KU		
TCU	0	14	0	10
KANSAS	7	3	13	0
	Qtr	Time	Scoring play	
KU	1st	06:02	Taylor Martin 1 yd run	TCU
TCU	2nd	09:59	Hicks, Kyle 3 yd run	KU
KU	03:48		Wyman, Matthew 50 yd field goal	
TCU	01:31		Hill, Kenny 18 yd run	
KU	3rd	10:02	Wyman, Matthew 29 yd field goal	
KU	05:01		Wyman, Matthew 21 yd field goal	
KU	00:29		Willis, Ryan 21 yd run	
TCU	4th	13:54	Austin, Jaelan 25 yd pass from Hill, Kenny	
TCU	01:21		Hatfield, B. 34 yd field goal	
<b>TEAM STATS</b>				
	TCU	KU		
RUSHES-YARDS (NET)	34-160	44-122		
PASSING YDS (NET)	206	348		
Passes Att-Comp-Int	32-17-3	45-31-3		
TOTAL OFFENSE PLAYS-YARDS	66-366	89-470		
Fumble Returns-Yards	0-0	0-0		
Punt Returns-Yards	2-6	0-0		
Kickoff Returns-Yards	1-30	3-60		
Penalties-Yards	7-79	5-61		
Possession Time	24:53	35:07		
Third-Down Conversions	4 of 13	8 of 19		
Red-Zone Scores-Chances	3-4	3-4		
Sacks By: Number-Yards	6-35	5-29		
<b>INDIVIDUAL TOTALS</b>				
<b>RUSHING:</b> TCU-Hicks, Kyle 18-104; Hill, Kenny 11-36. Kansas-Taylor Martin 18-62; Kinner, Ke'aun 7-36.				
<b>PASSING:</b> TCU-Hill, Kenny 17-32-3-206. Kansas-Willis, Ryan 31-45-3-348.				
<b>RECEIVING:</b> TCU-Diarse, John 4-45; Austin, Jaelan 3-48; Slanina, Ty 3-17. Kansas-Sims, Steven 9-101; Barbel, Shakiem 9-94; Gonzalez, L. 8-131.				
<b>SACKS (UA-A):</b> TCU-Carraway, Josh 3-0; Boesen, Mat 1-1; Bradley, Chris 0-1; Curry, Aaron 1-0. Kansas-Rosser, Cameron 3-0; Armstrong, D. 1-0; Ehambe, Josh 1-0.				
<b>TACKLES (UA-A):</b> TCU-Howard, Travin 11-4; Summers, Ty 8-4; Johnson, Denzel 9-2. Kansas-Arnick, C.5-5; Lee, Mike 5-2; Loneker, Keith 3-4; Smithson, Fish 1-5.				

## 6 KANSAS SUFFERS SETBACK AT NO. 11/8 BAYLOR

	KANSAS (1-5, 0-3 BIG 12)	7
	No. 11/8 BAYLOR (6-0, 3-0 BIG 12)	49

McLANE STADIUM • WACO, TEXAS • OCT. 15, 2016 • ATTENDANCE: 47,598

Playing behind the chains most of the afternoon, coupled with five turnovers, led Kansas football to the wrong end of a 49-7 decision at No. 11/8 Baylor Saturday afternoon inside McLane Stadium.

KU's (1-5, 0-3 Big 12) offense was undone on the day by four interceptions and a lost fumble, while also surrendering five sacks and 10.0 tackles-for-loss. Baylor (6-0, 3-0 Big 12) established the line-of-scrimmage on offense early and produced 246 yards on the ground, while adding another 207 through the air.

Freshman running back Khalil Herbert plunged two yards into the end zone for the Jayhawks' lone score of the contest in the fourth quarter. Senior running back Ke'aun Kinner shouldered the load with 15 carries for 49 yards, while Herbert completed the game with 34 yards on nine carries. Sophomore quarterback Ryan Willis completed 10-of-19 attempts for 89 yards and threw three interceptions.

Baylor quarterback Seth Russell accounted for 212 total yards and four touchdowns, while running back Shock Linwood added another score on 10 carries and 46 yards.

The nation's 11th-ranked team established control of the trenches on the game's opening possession, pounding out seven runs to gain 50 of the 75-total yards on 11 plays. Russell capped off the game's first score with a five-yard scamper, 7-0.

Kansas marched its way into Bear territory at the 44-yard line on its first possession when Baylor's Ryan Reid jumped a comeback route and took it 63 yards to the end zone extending Baylor's lead, 14-0, with 8:40 to play in the opening quarter.

The ensuing Jayhawk drive was backed up behind the chains on second down due to a sack and KU was forced to punt it away from its own 15. Standing in his own end zone junior punter Cole Moos received a favorable bounce and let loose an 82-yard boot – the fifth-best in school history – pinning Baylor back on its own three yard-line.

Stout defense on three-straight drives in the second quarter allowed the Bears just 20 yards and resulted in a punt and two missed field goals, keeping the score at a manageable three-possession game, 21-0.

Another stalled KU drive gifted Baylor with a short field and it didn't take long for the Bears to capitalize on the field position. Beginning on its own 41-yard line, Russell tossed a 59-yard score to KD Cannon and the Bears claimed a 28-0 lead with six and a half minutes before halftime.

A miscue on a first down snap on KU's 14-yard line turned the ball over to the Bears for the third time in the first half. Baylor took possession on KU's four-yard line and a play later Linwood plunged to the end zone to distance the lead, 35-0.

Kansas couldn't move the ball on the ensuing drive and was forced to punt, resulting in the Bears tacking on their 42nd point in the first half. Russell capped a 10-play, 73-yard drive with a four-yard touch-pass to the corner of the end zone.



The Bears scored their final touchdown of the game in the third quarter on a seven-yard rush to complete a 10-play, 71-yard drive.

With redshirt freshman quarterback Carter Stanley inserted late in the third quarter, Kansas drove 68 yards on 12 plays to get onto the board, 49-7. Herbert's two-yard score was set up by a 34-yard catch-and-run by sophomore wide receiver Steven Sims Jr. to get KU down inside the Baylor 10-yard line.

The scoring ceased with Herbert's run and the Jayhawks fell, 49-7 in the Big 12 Conference road contest.

FINAL STATISTICS				
	KANSAS	BU		
KANSAS	0	0	7	0
BAYLOR	21	21	7	0
	Qtr	Time	Scoring play	
BU	1st	11:55	Russell, Seth 5 yd run	BU
BU	08:40		Reid, Ryan 64 yd interception return	KU
BU	02:47		Russell, Seth 26 yd run	
BU	2nd	06:26	Cannon, KD 59 yd pass from Russell, Seth	
BU	05:49		Linwood, Shock 4 yd run	
BU	01:45		Zamora, Ishmael 4 yd pass from Russell, Seth	
BU	3rd	11:00	Williams, T. 7 yd run	
KU	01:22		Herbert, Khalil 2 yd run	
<b>TEAM STATS</b>				
	KU	BU		
RUSHES-YARDS (NET)	48-83	49-246		
PASSING YDS (NET)	134	207		
Passes Att-Comp-Int	27-13-4	30-13-0		
TOTAL OFFENSE PLAYS-YARDS	75-217	79-453		
Fumble Returns-Yards	0-0	0-0		
Punt Returns-Yards	0-0	3-45		
Kickoff Returns-Yards	5-52	0-0		
Penalties-Yards	4-35	6-38		
Possession Time	33:07	26:53		
Third-Down Conversions	3 of 15	7 of 17		
Red-Zone Scores-Chances	1-1	4-7		
Sacks By: Number-Yards	1-8	5-26		
<b>INDIVIDUAL TOTALS</b>				
<b>RUSHING:</b> Kansas-Kinner, Ke'aun 15-49; Herbert, Khalil 9-34; Taylor Martin 7-23. Baylor-Russell, Seth 7-68; Linwood, Shock 10-46.				
<b>PASSING:</b> Kansas-Willis, Ryan 10-19-3-89; Stanley, Carter 3-8-1-45. Baylor-Russell, Seth 9-22-0-144; Smith, Zach 4-8-0-63.				
<b>RECEIVING:</b> Kansas-Gonzalez, L. 5-29; Sims, Steven 2-40; Barbel, Shakiem 2-17; Booker, J. 1-27. Baylor-Cannon, KD 3-75; Stricklin, Pooh 2-51; Hawthorne, Lynx 2-42.				
<b>SACKS (UA-A):</b> Kansas-Armstrong, D. 1-0. Baylor-Young, Taylor 2-0; Lewis, Ira 1-0; Davis, Raquan 1-0; Williams, Jordan 1-0.				
<b>TACKLES (UA-A):</b> Kansas-Lee, Mike 7-1; Smithson, Fish 7-1; Arnick, C. 4-2. Baylor-Davis, Raquan 15-0; Jones Jr., Lenoy 5-1; Young, Taylor 4-2.				

## 7 SECOND HALF WOES LEAD TO OSU WIN

	<b>OKLAHOMA STATE (5-2, 3-1 BIG 12)</b>	<b>44</b>
	<b>KANSAS (1-6, 0-4 BIG 12)</b>	<b>20</b>

**MEMORIAL STADIUM • LAWRENCE, KAN. • OCT. 22, 2016 • ATTENDANCE: 26,262**

After a quick start and a season-high passing performance by redshirt junior Montell Cozart, Kansas lost its momentum in the second half as Oklahoma State was able to break away and record a 44-20 win on Saturday afternoon inside Memorial Stadium.

Cozart orchestrated the offense to 454 yards - throwing the ball for 250 and a touchdown. The Kansas City native managed to complete 25 of his 40 attempts, but also tossed two interceptions on the day.

The Jayhawks also showcased a rejuvenated running game as senior running back Ke'aun Kinner recorded the best game of his season, carrying 14 times for 145 yards. Kinner split the load with sophomore running back Taylor Martin, who managed 32 yards and a touchdown.

After an effective Kansas (1-6, 0-4) first half attack featuring 234-total yards, the mistakes began to pile up for the Jayhawks as Cozart threw consecutive third quarter interceptions resulting in a 10-unanswered points for the Cowboys (5-2, 3-1).

Oklahoma State quarterback Mason Rudolph completed 16 of his 24 passes for 220 yards and a score, but the Cowboys most potent weapon was running back Justice Hill who carried 22 times for 162 and a touchdown.

A first quarter strip-sack by senior safety Fish Smithson - who notched a career-best 16 tackles - caused a momentum-turning turnover for Oklahoma State that allowed Kansas to post the first points of the game with a 68-yard pass from Cozart to junior LaQuivonte Gonzalez. Oklahoma State wouldn't be denied and quickly answered with a touchdown of their own off of a one-yard rush, capping a six-play, 75-yard response.

The Kansas offense was able to take the lead back as Kinner broke free for 25 yards to put the Jayhawks in Oklahoma State territory and set up a 29-yard field goal, 10-3. The two teams continued to battle, exchanging field goals, until two big passes put the Cowboys in the red zone, resulting in a one-yard touchdown rush, tying the contest at 10.

Capped by a crucial sack from sophomore defensive end Dorance Armstrong Jr., Kansas was able to hold off Oklahoma State on its final drive to enter the locker room down by only four at halftime, 17-13. Registering three sacks in the first half, Kansas' defense kept the scoring low as Smithson tallied nine of his stops in the opening 30 minutes.

Momentum swung in favor of Oklahoma State to begin the second half. The Cowboys stripped out a fumble and recovered possession at the KU 26-yard line and made quick work with a 15-yard touchdown pass to go ahead, 24-13.

The Jayhawks refused to go away, marching 75 yards down the field for a six-yard touchdown rush by Martin, 24-20.

As the momentum swung for Oklahoma State, Kansas could not come up with the answers as the ensuing two drives resulted in interceptions.

The Cowboys managed to hold the Jayhawks scoreless for the remainder of the game while putting another touchdown and field goal on the board to end the contest with a victory, 44-20.

### FINAL STATISTICS

OKLAHOMA STATE	7	10	17	10	44	
KANSAS	7	6	7	0	20	
<b>Qtr</b>	<b>Time</b>	<b>Scoring play</b>			<b>OSU</b>	<b>KU</b>
KU	1st 06:12	Gonzalez, L. 68 yd pass from Cozart, Montell			0	7
OSU	03:09	Carson, Chris 1 yd run			7	7
KU	2nd 13:13	Wyman, Matthew 29 yd field goal			7	10
OSU	06:56	Grogan, Ben 32 yd field goal			10	10
KU	04:27	Wyman, Matthew 40 yd field goal			10	13
OSU	02:47	Hill, Justice 1 yd run			17	13
OSU	3rd 10:57	Carson, Chris 15 yd pass from Rudolph, Mason			24	13
KU	06:24	Taylor Martin 6 yd run			24	20
OSU	03:25	Childs, Rennie 1 yd run			31	20
OSU	00:36	Grogan, Ben 25 yd field goal			34	20
OSU	4th 09:34	Grogan, Ben 25 yd field goal			37	20
OSU	05:04	Carson, Chris 16 yd run			44	20



### TEAM STATS

	OSU	KU
FIRST DOWNS	23	20
RUSHES-YARDS (NET)	46-228	33-204
PASSING YDS (NET)	252	250
Passes Att-Comp-Int	27-18-0	40-24-2
TOTAL OFFENSE PLAYS-YARDS	73-480	73-454
Fumble Returns-Yards	0-0	0-0
Punt Returns-Yards	1-12	0-0
Kickoff Returns-Yards	2-53	4-53
Penalties-Yards	5-45	5-46
Possession Time	32:48	27:12
Third-Down Conversions	5 of 13	5 of 14
Red-Zone Scores-Chances	8-8	2-3
Sacks By: Number-Yards	0-0	5-31

### INDIVIDUAL TOTALS

<b>RUSHING:</b> Oklahoma State-Hill, Justice 22-162; Carson, Chris 8-59. Kansas-Kinner, Ke'aun 14-145; Taylor Martin 11-32.
<b>PASSING:</b> Oklahoma State-Rudolph, Mason 16-24-0-220. Kansas-Cozart, Montell 24-40-2-250.
<b>RECEIVING:</b> Oklahoma State-McCleskey, Jalen 6-129; Carson, Chris 2-27. Kansas-Sims, Steven 9-90; Gonzalez, L. 6-106.
<b>SACKS (UA-A):</b> Oklahoma State-None. Kansas-Smithson, Fish 1-0; Davis, Deelsaac 1-0; Armstrong, D. 1-0; Olobia, Anthony 1-0; Wise, Daniel 1-0.
<b>TACKLES (UA-A):</b> Oklahoma State-Averette, D. 7-0; Whitener, Chad 6-0. Kansas-Smithson, Fish 14-2; Lee, Mike 9-0.

## 8 KANSAS CAN'T SOLVE NO. 16 OKLAHOMA

	<b>KANSAS (1-7, 0-5 BIG 12)</b>	<b>3</b>
	<b>No. 16 OKLAHOMA (6-2, 5-0 BIG 12)</b>	<b>56</b>

**GAYLORD-FAMILY MEMORIAL STADIUM • NORMAN, OKLA. • OCT. 29, 2016 • ATTENDANCE: 86,301**

Down by only four points late in the first quarter, Kansas was looking to capitalize on a fumble recovery when an athletic interception by No. 16 Oklahoma provided its high-powered offense the spark it needed to post a 56-3 victory Saturday night inside Gaylord Family-Oklahoma Memorial Stadium.

Trailing 7-3, Kansas (1-7, 0-5 Big 12) had its chance to take an early lead inside Sooner (6-2, 5-0 Big 12) territory after freshman safety Mike Lee provided KU's only takeaway of the contest. The rookie knocked the ball loose from Dede Westbrook and sophomore defensive tackle Daniel Wise recovered the fumble and lumbered six yards to the OU 25-yard line.

On the next play redshirt junior quarterback Montell Cozart dropped back and tried to lob a pass down the left sideline. The ball was picked off by Jordan Thomas who made an athletic play to get a foot down inbounds at his team's 2-yard line. The turnover didn't directly go on to hurt KU as its defense forced a punt, but the offense was never the same following the interception manufacturing just 170 yards in the game. Cozart threw for 111 yards after completing 18-of-34 passes.

Sophomore wide receiver Steven Sims Jr., grabbed a game-high-tying five passes, but only produced 35 receiving yards. Senior safety Fish Smithson led the team with nine tackles, while sophomore defensive end Dorance Armstrong Jr., notched a sack in his sixth-straight game.

Oklahoma seized the momentum from the takeaway and began to connect on big plays. Quarterback Baker Mayfield completed 16-of-24 passes for 236 yards and four touchdowns. Mayfield's favorite target, Westbrook, caught five passes for 105 yards and a score.

Each team's opening drive stalled, resulting in consecutive punts to open the contest. After another Kansas punt on its second drive, Oklahoma wide receiver Dede Westbrook put the Sooners on the board with a 71-yard punt return with 9:56 to play in the first quarter, 7-0.

The Jayhawks responded to the touchdown with a balanced running and passing drive of 16 plays, covering 69 yards and capped by a 23-yard field goal to put Kansas on the board, 7-3. The 16 plays marked the most on a Kansas drive this season as Cozart kept the chains moving with seven completions for 48 yards and four rushes for 15 yards.

On the ensuing kickoff a hold on Oklahoma negated a touchdown and Kansas capitalized on the error. Lee knocked the ball loose from Westbrook to eventually be recovered by Wise on the 25-yard line. Thomas picked off Cozart's pass on the ensuing play and the Sooners never looked back putting up 49 unanswered points, 56-3.

### FINAL STATISTICS

KANSAS	3	0	0	0	3	
OKLAHOMA	7	21	28	0	56	
<b>Qtr</b>	<b>Time</b>	<b>Scoring play</b>			<b>KU</b>	<b>OU</b>
OU	1st 09:56	Westbrook, Dede 71 yd punt return			0	7
KU	03:32	Wyman, Matthew 23 yd field goal			3	7
OU	2nd 10:22	Westbrook, Dede 41 yd pass from Mayfield, Baker			3	14
OU	03:35	Andrews, Mark 15 yd pass from Mayfield, Baker			3	21
OU	00:20	Flowers, D. 9 yd pass from Mayfield, Baker			3	28
OU	3rd 11:09	Mixon, Joe 1 yd run			3	35
OU	08:50	Lewis, Geno 7 yd pass from Mayfield, Baker			3	42
OU	07:58	Evans, Jordan 33 yd interception return			3	49
OU	02:30	Montgomery, D. 10 yd run			3	56

### TEAM STATS

	KU	OU
FIRST DOWNS	11	24
RUSHES-YARDS (NET)	28-49	38-267
PASSING YDS (NET)	121	271
Passes Att-Comp-Int	37-21-2	33-20-0
TOTAL OFFENSE PLAYS-YARDS	65-170	71-538
Fumble Returns-Yards	1-6	0-0
Punt Returns-Yards	0-0	1-71
Kickoff Returns-Yards	2-29	1-30
Penalties-Yards	6-40	6-45
Possession Time	29:55	30:05
Third-Down Conversions	5 of 18	5 of 12
Red-Zone Scores-Chances	1-1	5-6
Sacks By: Number-Yards	1-7	3-14

### INDIVIDUAL TOTALS

<b>RUSHING:</b> Kansas-Taylor Martin 9-20; Kinner, Ke'aun 10-18. Oklahoma-Adams, Abdul 13-91; Mixon, Joe 9-74.
<b>PASSING:</b> Kansas-Cozart, Montell 20-36-2-120. Oklahoma-Mayfield, Baker 16-24-0-236.
<b>RECEIVING:</b> Kansas-Sims, Steven 5-35; Booker, J. 5-22; Barbel, Shakiem 3-21. Oklahoma-Westbrook, Dede 5-105; Lewis, Geno 4-41; Andrews, Mark 3-36; Mixon, Joe 2-35.
<b>SACKS (UA-A):</b> Kansas-Armstrong, D. 1-0. Oklahoma-Roberts, Austin 1-0; Ward, DJ; 1-0; Beal, Emmanuel 1-0.
<b>TACKLES (UA-A):</b> Kansas-Smithson, Fish 4-5; Lee, Mike 6-0; Roberts, M. 5-1. Oklahoma-Evans, Jordan 5-5; Gallimore, N. 4-1; Parker, Steven 4-1.

## 9 CHUNK PLAYS STUN KANSAS AT WVU

	<b>KANSAS (1-8, 0-6 BIG 12)</b>	<b>21</b>
	<b>No. 14 WEST VIRGINIA (4-5, 3-3 BIG 12)</b>	<b>48</b>

MILAN-PUSKAR STADIUM • MORGANTOWN, W.VA. • NOV. 5, 2016 • ATTENDANCE: 56,343

Fourteen separate plays of 20 yards or more by No. 14 West Virginia put Kansas in a hole it wasn't able to climb out of as the Jayhawks fell, 48-21, Saturday evening inside Milan Puskar Stadium.

Kansas (1-8, 0-6 Big 12) put itself in decent positions to stop West Virginia (7-1, 4-1 Big 12) throughout the first half, but large gains by Mountaineer rushers provided a stimulus to put points on the board. Two Mountaineers eclipsed 100 yards as Kennedy McKoy tallied 127 yards on 18 carries, while Justin Crawford contributed a score to go along with his 129 yards on 13 attempts. McKoy, Crawford and quarterback Skyler Howard (11 carries, 64 yards and two touchdowns) each registered runs of 33 or more yards.

Kansas sophomore wide receiver Steven Sims Jr., led the offense's production with nine catches for 124 yards and a touchdown. Sims has now gone over 100 yards four times this season. Senior running back Ke'aun Kinner earned each of his 65 yards on the ground and contributed KU's first touchdown of the game in the third quarter.

Redshirt freshman quarterback Carter Stanley took over for redshirt junior Montell Cozart late in the third quarter and completed 9-of-11 passes for a career-high 127 yards and a personal-best two touchdowns. The Vero Beach, Florida native also managed 34 yards on the ground.

Later in the first quarter Kansas advanced the ball to midfield but elected to quick-kick on fourth-and-2 to the WVU 23-yard line. A 44-yard off-tackle run by McKoy set up the Mountaineers deep in Kansas territory at the 30-yard line. Howard finished off the drive with a 3rd down keeper up the middle for 22 yards, West Virginia 10, Kansas 0 with 2:20 to play in the first quarter.

After the offense didn't have any luck moving the ball on its next drive junior punter Cole Moos pinned West Virginia on its own 5-yard line. With the help of a McKoy 24-yard run and a 25-yard rush by Gibson, the Mountaineers were poised to add another touchdown after driving 93 yards on 11 plays and facing goal-to-go on the KU 1-yard line.

The Jayhawks couldn't get the ball out of their end zone after a clutch stop by the defense and punted to the WVU 47-yard line. The Mountaineers answered by piecing together a four-play, 52-yard drive capped by Howard's second rushing touchdown of the contest, this one of 33 yards, 17-0, with 8:27 to play in the first half.

Just before halftime West Virginia went 56 yards in five plays to add another touchdown on the board, 31-0. Howard completed a 19-yard pass to Gibson for the score.

Sophomore defensive end Dorance Armstrong Jr., created KU's only takeaway of the game by forcing Howard to fumble on an option play on the first drive of the third quarter. Senior linebacker Courtney Arnick recovered the loose ball at West Virginia's 29, leading to a Kansas touchdown.

Kinner shouldered the offense on five plays and gained the necessary 29 yards to get Kansas on the board, 31-7, with 11:01 to play in the third quarter.

With West Virginia leading, 45-7, Stanley connected with sophomore running back Taylor Martin, who cut up field and blazed down the sideline to take it 45 yards to the end zone. Martin's catch-and-run ended a seven-play, 74-yard drive and the Jayhawks trailed, 45-14.

Stanley tossed his second score of the night on an 11-yard strike to Sims, capping an 80-yard drive, 45-21, with 11:46 remaining. Forty of the 80 yards were gained on one play as Sims completed the first pass of his career to senior fullback Michael Zunica.

The two teams exchanged several possessions throughout the second half without putting points on the board. West Virginia registered the game's final points with a 39-yard field goal at the 9:53 mark of the fourth quarter, ending the game, 48-21.

## FINAL STATISTICS

KANSAS	0	0	14	7	21	
WEST VIRGINIA	10	21	14	3	48	
<b>Qtr</b>	<b>Time</b>	<b>Scoring play</b>			<b>KU</b>	<b>WVU</b>
WVU	1st 13:19	Molina, Mike 35 yd field goal			0	3
WVU	02:20	Howard, Skyler 22 yd run			0	10
WVU	2nd 08:27	Howard, Skyler 33 yd run			0	17
WVU	03:04	Shorts, Daikiel 7 yd pass from Howard, Skyler			0	24
WVU	00:40	Gibson, Shelton 19 yd pass from Howard, Skyler			0	31
KU	3rd 11:01	Kinner, Ke'aun 2 yd run			7	31
WVU	09:41	Crawford, J 27 yd run			7	38
WVU	05:44	Gibson, Shelton 32 yd pass from Howard, Skyler			7	45
KU	03:02	Taylor Martin 45 yd pass from Stanley, Carter			14	45
KU	4th 11:46	Sims, Steven 11 yd pass from Stanley, Carter			21	45
WVU	09:53	Molina, Mike 39 yd field goal			21	48

## TEAM STATS

	KU	WVU
FIRST DOWNS	18	28
RUSHES-YARDS (NET)	37-150	47-341
PASSING YDS (NET)	291	264
Passes Att-Comp-Int	36-21-2	28-17-0
TOTAL OFFENSE PLAYS-YARDS	73-441	75-605
Fumble Returns-Yards	0-0	0-0
Punt Returns-Yards	0-0	2-2
Kickoff Returns-Yards	6-102	2-81
Penalties-Yards	9-104	6-59
Possession Time	29:27	30:33
Third-Down Conversions	6 of 16	5 of 13
Red-Zone Scores-Chances	2-3	3-5
Sacks By: Number-Yards	1-8	0-0

## INDIVIDUAL TOTALS

<b>RUSHING:</b> Kansas-Kinner, Ke'aun 14-65; Taylor Martin 14-43; Stanley, Carter 4-34. West Virginia-Crawford, J 13-129; McKoy, Kennedy 18-127; Howard, Skyler 11-64.
<b>PASSING:</b> Kansas-Cozart, Montell 11-24-1-124; Stanley, Carter 9-11-1-127. West Virginia-Howard, Skyler 16-27-0-260.
<b>RECEIVING:</b> Kansas-Sims, Steven 9-124; Barbel, Shakiem 5-60. West Virginia-Shorts, Daikiel 7-104; Gibson, Shelton 4-102.
<b>SACKS (UA-A):</b> Kansas-Bean, Isaiah 1-0. West Virginia-None.
<b>TACKLES (UA-A):</b> Kansas-Shaw, Tevin 6-1; Smithson, Fish 5-2; Armstrong, D. 4-3. West Virginia-Harper, Jarrod 7-0; Benton, A 4-1; Arndt, Justin 3-2.

## 10 KANSAS COMEBACK DASHED BY IOWA STATE

	<b>IOWA STATE (2-8, 1-6 BIG 12)</b>	<b>31</b>
	<b>KANSAS (1-9, 0-7 BIG 12)</b>	<b>24</b>

MEMORIAL STADIUM • LAWRENCE, KAN. • NOV. 12, 2016 • ATTENDANCE: 23,757

Trailing by seven points with 2:48 to play in the game the Kansas defense provided the stop it had been searching for and allowed redshirt freshman quarterback Carter Stanley an opportunity to tie the game, but an interception on the second play provided Iowa State a 31-24 victory Saturday afternoon inside Memorial Stadium.

Kansas (1-9, 0-7 Big 12) held Iowa State (2-8, 1-6 Big 12) to a manageable 85 rushing yards in the first half as the Jayhawks claimed a 14-10 halftime lead. Locker room adjustments by the ISU coaching staff gave an avenue for the rushing attack to push past 153 second half yards on the ground and 238 on the day.

In the first start and extended action of his career, Stanley completed 26-of-38 passes for 152 yards - both career highs - and a touchdown. The running back tandem of senior Ke'aun Kinner and sophomore Taylor Martin took much of the pressure away from Stanley as the ground game provided a season-rushing-high 244 of KU's 415 yards.

Kinner toted 18 times for 152 yards and a score, while Martin chipped in 17 carries for 83 yards and a touchdown.

Iowa State's quarterback Jacob Park was successful on 20 of his 26 pass attempts and registered 205 yards and two scores. Running back David Montgomery gave the Jayhawks trouble throughout the game, but mainly in the second stanza, on his way to 24 rushes and 169 yards.

Following an interception by senior safety Fish Smithson, head coach David Beaty dialed up a series of quick-hit perimeter runs and passes to keep the chains moving. Kinner took a carry 20 yards off the left side and after 13-total plays, covering 88 yards - eight of which went for less than a gain of 10 - Stanley connected with Sims on a seven-yard pass in the end zone. Kansas claimed the 7-3 lead with 5:24 to play in the first quarter.

A steady dose of Kinner, Martin and Stanley short passes impressively marched the Jayhawks down the field again on their next possession. At the quarter change Martin plunged into the end zone from a yard away capping another 13-play drive, this one covering 76 yards for a 14-3 lead.

Iowa State responded to the back-to-back touchdowns with a 14-play, 80-yard sequence that saw Park find Allen Lazard for a four-yard score, 14-10, with 3:35 to play in the half. The 14-10 score held into halftime.

Kinner and Martin shouldered the load down to the Iowa State 20-yard line before the drive stalled. The tandem combined for eight carries and 53 yards on the 11-play possession. Senior kicker Matthew Wyman connected on the 37-yard try to give the Jayhawks a touchdown lead, 17-10.

Iowa State managed to answer in 10 plays by covering 63 yards to as Park threw his second touchdown, this time a 12-yarder to Deshaunte Jones. A botched extra point resulted in Kansas clinging to the lead, 17-16, with 6:46 to play in the third period.

Kinner eclipsed the 100-yard mark on the next drive and simultaneously put Kansas up by eight points, 24-16, after he burst through the middle of the line and was untouched in the secondary for 39 yards.

Quarterback Joel Lanning barreled his way into the end zone from a yard away to put Iowa State back on top, 28-24. A second-straight two-point attempt failed and the lead was just four points, 28-24, with 12:03 to play.

Kansas needed either a stop or a field goal to keep the contest within one possession as time ticked away in the fourth. Cole Netten's 36-yard field goal went through the uprights and after 13 plays over five minutes removed from the clock, Iowa State held a 31-24 lead.

With 2:48 to play and no timeouts remaining, Stanley lobbed a pass up on the left sideline with no Jayhawks in the area that was intercepted at KU's 38-yard line. The Cyclones ran out the remainder of the clock and claimed the 31-24 victory.

## FINAL STATISTICS

IOWA STATE	3	7	12	9	31	
KANSAS	7	7	10	0	24	
<b>Qtr</b>	<b>Time</b>	<b>Scoring play</b>			<b>ISU</b>	<b>KU</b>
ISU	1st 12:14	Netten, Cole 23 yd field goal			3	0
KU	05:24	Sims, Steven 7 yd pass from Stanley, Carter			3	7
KU	2nd 14:57	Taylor Martin 1 yd run			3	14
ISU	03:35	Lazard, Allen 4 yd pass from Park, Jacob			10	14
KU	3rd 10:35	Wyman, Matthew 37 yd field goal			10	17
ISU	06:52	Jones, D. 12 yd pass from Park, Jacob			16	17
KU	04:58	Kinner, Ke'aun 39 yd run			16	24
ISU	00:10	Harger, M. 6 yd run			22	24
ISU	4th 12:03	Lanning, Joel 1 yd run			28	24
ISU	02:48	Netten, Cole 37 yd field goal			31	24


## TEAM STATS

	ISU	KU
FIRST DOWNS	24	25
RUSHES-YARDS (NET)	46-238	40-244
PASSING YDS (NET)	220	171
Passes Att-Comp-Int	30-21-1	38-26-1
TOTAL OFFENSE PLAYS-YARDS	76-458	78-415
Fumble Returns-Yards	0-0	0-0
Punt Returns-Yards	1-0	1-3
Kickoff Returns-Yards	2-47	6-125
Penalties-Yards	5-59	1-15
Possession Time	33:59	26:01
Third-Down Conversions	7 of 14	9 of 16
Red-Zone Scores-Chances	6-7	3-3
Sacks By: Number-Yards	1-6	1-4

## INDIVIDUAL TOTALS

<b>RUSHING:</b> Iowa State-Montgomery, Da. 24-169; Harger, M. 8-58. Kansas-Kinner, Ke'aun 18-152; Taylor Martin 17-83.
<b>PASSING:</b> Iowa State-Park, Jacob 20-26-1-205; Kansas-Stanley, Carter 26-38-1-171.
<b>RECEIVING:</b> Iowa State-Lazard, Allen 10-120; Jones, D. 5-48. Kansas-Sims, Steven 9-37; Gonzalez, L. 7-39; Barbel, Shakiem 6-60.
<b>SACKS (UA-A):</b> Iowa State-Benton, Spencer 1-0. Kansas-Bean, Isaiah 1-0.
<b>TACKLES (UA-A):</b> Iowa State-Seeley, Kane 6-4; Tucker, Demond 4-3; Wiltz, Jomal 6-0; Peavy, Brian 4-2. Kansas-Lee, Mike 9-3; Arnick, C. 8-2; Loneker, Keith 5-3; Smithson, Fish 4-2.

## 11 KANSAS EMPHATICALLY CLAIMS OT THRILLER

	<b>TEXAS (5-6, 3-5 BIG 12)</b>	<b>21</b>
	<b>KANSAS (2-9, 1-7 BIG 12)</b>	<b>24</b>

MEMORIAL STADIUM • LAWRENCE, KAN. • NOV. 19, 2016 • ATTENDANCE: 25,637

Bending, but not breaking against the run all day, Kansas football's defense came up with an extraordinarily clutch stop against the Big 12 Conference's leading rusher on fourth-and-5 with 58 seconds left allowing redshirt freshman Carter Stanley a chance to orchestrate a game-tying drive against Texas Saturday afternoon inside Memorial Stadium.

Stanley answered the call with a 52-yard drive to get into field goal range for senior kicker Matthew Wyman to tie the contest at 21-21, from 36 yards away. Perhaps the unsung hero of the contest was wide receiver Steven Sims Jr., who wrestled away an interception in the end zone after an errant pass would have sealed the game for Texas. On the second play of overtime freshman safety Mike Lee snatched KU's sixth takeaway of the game, setting up a Wyman 25-yard field goal to knock off the Longhorns and claim KU's first Big 12 Conference victory in 2016, 24-21.

The valiant defensive effort allowed the Jayhawks (2-9, 1-7 Big 12), who were down by 11 points in the fourth quarter to Texas (5-6, 3-5 Big 12), an opportunity to send the game to an extra period and eventually win the contest. The defense scored the team's first touchdown and secured four of its six total turnovers on four-straight possessions in the second quarter as five Jayhawk defenders recorded 11 or more tackles.

Sophomore linebacker Keith Loneker Jr., imprinted his blue helmet all over the white jerseys of Texas with a game-high 16 tackles. Following Loneker's lead, seniors Fish Smithson (12 tackles) and Tevin Shaw (11 stops) left it all on the field in their final home game. Lee and sophomore defensive end Dorance Armstrong Jr., came away with 11 tackles a piece, while Armstrong also tallied 2.0 sacks and 3.0 tackles-for-loss.

The Jayhawks raided Texas for three interceptions and three lost fumbles, one pick by Smithson, Lee's interception in overtime and a pick six by senior cornerback Brandon Stewart to give KU its first points of the afternoon.

KU's offense struggled to move the ball for the majority of the afternoon outside of the last two minutes of regulation and overtime. Stanley threw for 220 yards and an interception on 21 completions out of 42 attempts. Senior running back Ke'aun Kinner carried the ball 20 times for 69 yards, while freshman Khalil Herbert scored KU's lone offensive touchdown after totaling 26 yards on 10 carries. Wide receiver Steven Sims Jr., and Kinner tied for the team lead in receptions with seven. The two notched 79 and 68 yards, respectively.

The Big 12 Conference's leading rusher, D'Onta Foreman, led Texas' offensive output, running the ball 51 times for 250 yards and two touchdowns. Quarterback Shane Buechele threw three interceptions and 165 yards at a 17-of-26 clip.

The recipe to Kansas' defensive success was bottling up Foreman for as long as possible. His 13 carries and net of 61 yards, with a long gain of 12, in the first half proved successful. Conversely, KU's offense fell victim to the defensive stalwart as the Jayhawks were forced to punt on 7-of-11 first-half possessions.

On the second half's opening drive Stanley was intercepted off of a tipped pass on third down. Texas took over at KU's 38-yard line and immediately called Foreman's number on 7-of-8 plays gaining 28 yards - after an initial 10-yard pass - to get into the end zone, 14-10, with 11:27 to play in the third quarter.

Needing to gain some traction and put points on the board after Texas tacked on 14-straight points, Kansas found its spark. A 20-yard Stanley scamper on second-and-10 from the Kansas 20 provided the opportunity for the tempo to roll in Kansas' favor. The Jayhawks almost effortlessly drove the field for a touchdown, 21-17, as Herbert plunged in from a yard away with 7:48 to play. Sims proceeded to take an end around over right tackle to pull within three points, 21-18, after the two-minute and 48 second drive.

Stanley found Kinner on the drive's first two plays, one for eight yards and the second for 26, to get down to the 37-yard line. A targeting call moved the ball up to the 19-yard line and after a near interception in the end zone, Beatty elected to bring Wyman out for the 36-yard field goal try.

With ice in his veins Wyman put the ball through the uprights with seven seconds left after the 52-yard drive. Texas took a knee to go to overtime. On the second play Lee intercepted Buechele and gave the Jayhawks a chance to win the game from the 25-yard line.

Five runs by Kinner set up the Jayhawks at the three-yard line before a false start moved Wyman's try back to 25 yards. The senior came through for his team and Kansas celebrated the 24-21 win on the field with its faithful fans for the final time in 2016.

### FINAL STATISTICS

TEXAS	7	0	7	7	0	21	
KANSAS	0	10	0	11	3	24	
	<b>Qtr</b>	<b>Time</b>	<b>Scoring play</b>			<b>UT</b>	<b>KU</b>
UT	1st	14:49	Warrick, Jacore 75 yd pass from Buechele, Shane			7	0
KU	2nd	05:04	Stewart, B. 55 yd interception return			7	7
KU		02:27	Wyman, Matthew 36 yd field goal			7	10
UT	3rd	11:27	Foreman, D'Onta 2 yd run			14	10
UT	4th	13:34	Foreman, D'Onta 1 yd run			21	10
KU		07:48	Herbert, Khalil 1 yd run (Sims, Steven rush)			21	18
KU		00:07	Wyman, Matthew 36 yd field goal			21	21
KU	OT	15:00	Wyman, Matthew 25 yd field goal			21	24

### TEAM STATS

	UT	KU
FIRST DOWNS	22	15
RUSHES-YARDS (NET)	63-238	39-112
PASSING YDS (NET)	165	220
Passes Att-Comp-Int	27-17-3	42-21-1
TOTAL OFFENSE PLAYS-YARDS	90-403	81-332
Fumble Returns-Yards	1-4	1-7
Punt Returns-Yards	4-12	2-5
Kickoff Returns-Yards	4-60	3-51
Penalties-Yards	7-65	9-85
Possession Time	33:02	26:58
Third-Down Conversions	3 of 17	3 of 17
Red-Zone Scores-Chances	2-3	4-4
Sacks By: Number-Yards	2-15	4-16

### INDIVIDUAL TOTALS

<b>RUSHING:</b> Texas-Foreman, D'Onta 51-250; Kansas-Kinner, Ke'aun 20-69; Herbert, Khalil 10-26; Stanley, Carter 6-26.
<b>PASSING:</b> Texas-Buechele, Shane 17-26-3-165; Kansas-Stanley, Carter 21-42-1-220.
<b>RECEIVING:</b> Texas-Heard, Jerrod 4-24; Warrick, Jacore 3-82; Kansas-Sims, Steven 7-79; Kinner, Ke'aun 7-68; Gonzalez, L. 3-41.
<b>SACKS (UA-A):</b> Texas-Hager, Breckyn 1-0; Freeman, Edwin 1-0; Kansas-Armstrong, D. 2-0; Wise, Daniel 2-0.
<b>TACKLES (UA-A):</b> Texas-Hager, Breckyn 6-1; Elliott, DeShon 5-1; Kansas-Loneker, Keith 11-5; Lee, Mike 12-0; Smithson, Fish 10-2; Armstrong, D. 9-2; Shaw, Tevin 8-3.

## 12 KANSAS GIVES UP LINE-OF-SCRIMMAGE, SUNFLOWER SHOWDOWN

	<b>KANSAS (2-10, 1-8 BIG 12)</b>	<b>19</b>
	<b>KANSAS STATE (7-4, 5-3 BIG 12)</b>	<b>34</b>

BILL SNYDER FAMILY STADIUM • MANHATTAN, KAN. • NOV. 26, 2016 • ATTENDANCE: 52,637

Kansas' offense came on strong in the second half with 16 points, but the tune of 342 yards rushing and four scores on the ground by K-State swayed the 2016 edition of the Dillons Sunflower Showdown in favor of the Wildcats, 34-19, Saturday afternoon inside Bill Snyder Family Stadium.

The Jayhawks (2-10, 1-8 Big 12) averaged a mere 3.3 yards-per-play in the first 30 minutes of play and were only able to muster three points and 127 yards compared to K-State's (7-4, 5-3 Big 12) 20 points and 7.3 yard-per-play output. In the second portion of play, Kansas out gained the Wildcats 276-222, highlighted by 213 passing yards from redshirt freshman quarterback Carter Stanley.

Stanley ended the day with a personal-best 302 yards and two touchdowns, completing 24 of his 44-total passes to 10 different receivers. Junior wide receiver LaQuionte Gonzalez and sophomore wide receiver Steven Sims Jr., tied for the team-lead with five receptions each, while Gonzalez tallied a game-high 127 yards - 95 of which came on one play.

K-State's ground attack was bolstered by three Wildcats who ground out more than 50 yards on 12 carries. Alex Barnes totaled 103 yards and a score, Jesse Ertz tallied 99 yards on 12 attempts and Alex Delton posted 53 on 12 rushes. Overall, the Wildcats recorded 5.9 yards-per-rush on 58 carries.

While trying to shut down the Wildcats run game throughout the game, senior safety Fish Smithson led the Jayhawks in tackles for the final time in his career with 11, while sophomore defensive end Dorance Armstrong Jr., gathered 3.0 tackles in the K-State backfield.

Stanley connected with sophomore wide receiver Tyler Patrick over the middle to pick up 30 yards on second-and-22 at the KU 15-yard line after a chop block penalty. Later, on his own 45, Beatty avoided the K-State blitz by dialing up a shovel pass to senior running back Ke'aun Kinner, who scampered 17 yards to K-State's 38-yard line. Stanley took off through the middle of the line for 13 yards before the drive stalled and senior kicker Matthew Wyman made the 34-yard field goal.

K-State's defense put the Wildcats up by 17 points with 13:12 remaining in the first half. On the second play of KU's chance to answer K-State's touchdown drive Donnie Starks, jumped a route near the Jayhawk sideline at the KU 39-yard line and took the pass the distance, 20-3.

Kansas got the Wildcats to a third-and-9 on the second half opening drive until Hubener completed a pass to Jones for 22 yards downed near midfield. That would become the crucial play in the Jayhawk defense allowing an 11-play, 75-yard march down the field to score from seven yards out, 27-3, with 9:47 to go in the third quarter.

Needing to move the ball out of its own end zone trailing, 27-3, with 4:32 to play in the third quarter, Stanley and Gonzalez etched their names in the Kansas record book. Gonzalez streaked down the seam as Stanley planted in the end zone to find his target and six points 95 yards later as Kansas got on the board, 27-9, with the third-longest pass from scrimmage in KU history.

KU's passing game began to gel as Stanley eclipsed his previous career-best by finding Sims down the sideline for a gain of 32 to the K-State 47-yard line. Stanley then scrambled and under pressure hit senior full back Michael Zunica for 17 yards. The duo connected again on the next play with a four-yard touchdown to Zunica - the first of his career - to end the 10-play, 75-yard possession with a touchdown to inch closer, 34-16, with 11:29 to go.

Kansas refused to go quietly, driving 69 yards in 2:31 to put a 44-yard field goal on the board, 34-19, with 6:30 remaining. On the first play from scrimmage after the kickoff Dalvin Warmack took a hand-off through the middle of the line for 36 yards to KU's 37-yard line. The gain into Kansas territory all but dashed any hopes of a comeback as the Jayhawks fell in their season finale 34-19.

### FINAL STATISTICS

KANSAS	3	0	6	10	19		
KANSAS STATE	6	14	7	7	34		
	<b>Qtr</b>	<b>Time</b>	<b>Scoring play</b>			<b>KU</b>	<b>KSU</b>
KU	1st	10:30	Wyman, Matthew 34 yd field goal			3	0
KS		07:24	Dimel, Winston 1 yd run (PAT kick blocked)			3	6
KS	2nd	13:52	Barnes, Alex 31 yd run			3	13
KS		13:12	Starks, Donnie 39 yd interception return			3	20
KS	3rd	09:47	Dimel, Winston 7 yd run			3	27
KU		04:18	Gonzalez, L. 95 yd pass from Stanley, Carter (2-point conversion failed)			9	27
KS	4th	14:56	Hubener, Joe 1 yd run			9	34
KU		11:29	Zunica, Michael 4 yd pass from Stanley, Carter			16	34
KU		06:30	Wyman, Matthew 44 yd field goal			19	34

### TEAM STATS


	KU	KSU
FIRST DOWNS	18	25
RUSHES-YARDS (NET)	27-101	58-342
PASSING YDS (NET)	302	99
Passes Att-Comp-Int	44-24-2	11-6-0
TOTAL OFFENSE PLAYS-YARDS	71-403	69-441
Fumble Returns-Yards	0-0	0-0
Punt Returns-Yards	0-0	2-34
Kickoff Returns-Yards	3-43	2-24
Penalties-Yards	9-85	5-60
Possession Time	23:37	36:23
Third-Down Conversions	4 of 14	6 of 14
Red-Zone Scores-Chances	2-2	3-5
Sacks By: Number-Yards	1-7	4-16

### INDIVIDUAL TOTALS

<b>RUSHING:</b> Kansas-Stanley, Carter 10-52; Kinner, Ke'aun 9-25; Kansas State-Barnes, Alex 10-103; Ertz, Jesse 12-99.
<b>PASSING:</b> Kansas-Stanley, Carter 24-44-2-302; Kansas State-Ertz, Jesse 4-6-0-59.
<b>RECEIVING:</b> Kansas-Gonzalez, L. 5-127; Sims, Steven 5-41; Patrick, Tyler 3-64; Kansas State-Pringle, Byron 5-77; Jones, Charles 1-22.
<b>SACKS (UA-A):</b> Kansas-Arnick, C. 1-0; Kansas State-Dishon, Trey 2-0; Willis, Jordan 1-1; Wood, Tanner 0-1.
<b>TACKLES (UA-A):</b> Kansas-Smithson, Fish 11-0; Lee, Mike 9-0; Loneker, Keith 6-0; Kansas State-Lee, Elijah 7-1; Adams, Kendall 6-0; Moore, C. 5-1.

ROCK  
CHALK  
JAYHAWK

RECORD BOOK



# KANSAS 2017 FOOTBALL RUSHING

## CAREER RECORDS

	Name	Years	Att.	Yards	Avg.	TDs
1.	June Henley	1993-96	823	3,841	4.7	41
2.	Tony Sands	1988-91	778	3,788	4.9	28
3.	James Sims	2010-13	798	3,592	4.6	34
4.	Laverne Smith	1973-76	472	3,074	6.5	21
5.	Clark Green	2002-05	641	2,754	4.3	13
6.	Gale Sayers	1962-64	412	2,675	6.5	19
7.	John Riggins	1968-70	518	2,659	5.1	19
8.	David Winbush	1997-2000	565	2,608	4.6	22
9.	L.T. Levine	1992-95	422	2,248	5.3	21
10.	Jon Cornish	2003-06	387	2,245	5.8	17
11.	Jake Sharp	2006-09	456	2,239	4.9	23
12.	Kerwin Bell	1980-83	450	1,970	4.4	14
13.	Charlie Hoag	1950-52	343	1,914	5.6	16
14.	Norris Banks	1975-77	438	1,862	4.3	4
15.	Arnold Snell	1986-88	431	1,762	4.1	8
16.	Nolan Cromwell	1975-76	355	1,664	4.7	16
17.	Tony Pierson	2011-14	284	1,642	5.8	9
18.	Donnie Shanklin	1966-68	324	1,630	5.0	11
19.	Delvin Williams	1971-73	367	1,597	4.4	13
20.	Homer Floyd	1956-58	364	1,534	4.2	12

Attempts	No.	Years	
1.	June Henley	823	1993-96
2.	James Sims	798	2010-13
3.	Tony Sands	778	1988-91
4.	Clark Green	641	2002-05
5.	David Winbush	565	1997-2000
6.	John Riggins	518	1968-70
7.	Laverne Smith	472	1973-76
8.	Jake Sharp	456	2006-09
9.	Kerwin Bell	450	1980-83
10.	Arnold Snell	431	1986-88

Touchdowns	No.	Years	
1.	June Henley	41	1993-96
2.	James Sims	34	2010-13
3.	Tony Sands	28	1988-91
4.	Jake Sharp	23	2006-09
	Brandon McAnderson	23	2004-07
	Chip Hilleary	23	1989-92
7.	David Winbush	22	1997-2000
8.	Bill Whittemore	21	2002-03
	L.T. Levine	21	1992-95
	Laverne Smith	21	1973-76

### Yards Per Carry

(Min. 500 Att.)

5.1, John Riggins, 1968-70

(2,659 yards on 518 attempts)

(Min. 400 Att.)

6.51, Laverne Smith, 1973-76

(3,074 yards on 472 attempts)

(Min. 300 Att.)

6.51, Laverne Smith, 1973-76

(3,074 yards on 472 attempts)

### Yards Per Game

	Avg.	Years	
1.	June Henley	91.5	1993-97
	(3,841 yards in 42 games)		
2.	Tony Sands	86.1	1988-91
	(3,788 yards in 44 games)		

### 200-Yard Games

	No.	Years	
1.	June Henley	5	1993-96
2.	Tony Sands	3	1988-91
3.	Ten tied with	1	

(Most recent: James Sims vs. West Virginia, 2013)

### 100-Yard Games

	No.	Years	
1.	Tony Sands	17	1988-91
2.	James Sims	15	2010-13
3.	June Henley	13	1993-96
	Laverne Smith	13	1973-76
5.	Jon Cornish	12	2003-06
6.	Gale Sayers	11	1962-64
7.	Clark Green	9	2002-05
8.	Jake Sharp	8	2006-09
9.	L.T. Levine	7	1992-95
	Kerwin Bell	7	1980-83
	Nolan Cromwell	7	1975-76
	John Riggins	7	1968-70
	Wade Stinson	7	1949-50

### Yards by a Quarterback

	No.	Years	
1.	Nolan Cromwell	1,664	1975-76
2.	Chip Hilleary	1,290	1989-92
3.	Bill Whittemore	1,083	2002-03
4.	Bobby Douglass	1,015	1966-68

JOHN RIGGINS



# RUSHING

## SEASON RECORDS

Yards	No.	Year
1. Jon Cornish, Sr.	1,457	2006
2. Tony Sands, Sr.	1,442	1991
3. June Henley, Sr.	1,349	1996
4. Laverne Smith, So.	1,181	1974
5. John Riggins, Sr.	1,131	1970
6. Wade Stinson, Jr.	1,129	1950
7. June Henley, Fr.	1,127	1993
8. Brandon McAnderson, Sr.	1,125	2007
9. Gale Sayers, So.	1,125	1962
10. Nolan Cromwell, Jr.	1,124	1975
11. Kerwin Bell, Fr.	1,114	1980
12. James Sims, Jr.	1,113	2012
13. James Sims, Sr.	1,110	2013
14. Tony Sands, So.	1,109	1989
15. Laverne Smith, Sr.	978	1976

Attempts	No.	Year
1. June Henley, Sr.	302	1996
2. Tony Sands, Sr.	272	1991
3. Jon Cornish, Sr.	250	2006
4. June Henley, Fr.	233	1993
5. James Sims, Sr.	230	2013
6. Kerwin Bell, So.	228	1980
7. James Sims, Jr.	218	2012
8. Nolan Cromwell, Jr.	218	1975
9. Tony Sands, So.	216	1989
10. David Winbush, So.	209	1998
11. John Riggins, Sr.	209	1970

Touchdowns	No.	Year
1. June Henley, Sr.	17	1996
2. Brandon McAnderson, Sr.	16	2007
3. Chip Hilleary, Jr.	14	1991
4. Wade Stinson, Jr.	14	1950
5. June Henley, Fr.	13	1993
6. Bud Laughlin, Fr.	13	1951
7. Jake Sharp, Jr.	12	2008
8. Maurice Douglas, Sr.	12	1992
9. John Riggins, Sr.	12	1970
10. Bobby Douglass, Sr.	12	1968
11. Bill Whittemore, Jr.	11	2002
12. L.T. Levine, Jr.	11	1994
13. Tony Sands, So.	11	1989

Yards Per Carry	No.	Year
(Min. 200 Att.)	5.8, Jon Cornish, 2006	
	(1,457 yards on 250 attempts)	
(Min. 150 Att.)	7.1, Gale Sayers, 1962	
	(1,125 yards on 158 attempts)	

Yards Per Game	Avg.	Year
1. June Henley, Sr.	134.9	1996
	(1,349 in 10 games)	
2. Tony Sands, Sr.	131.1	1991
	(1,442 in 11 games)	
3. Jon Cornish, Sr.	121.4	2006
	(1,457 in 12 games)	
4. Wade Stinson, Jr.	112.9	1950
	(1,129 in 10 games)	
5. James Sims, Jr.	112.6	2012
	(1,013 in 9 games)	

200-Yard Games	No.	Year
1. June Henley, Sr.	4	1996
2. Tony Sands, So.	2	1989

100-Yard Games	No.	Year
1. Jon Cornish, Sr.	8	2006
2. Tony Sands, Sr.	8	1991
3. Laverne Smith, So.	7	1974
4. Wade Stinson, Jr.	7	1950
5. James Sims, Jr.	6	2012
6. Kerwin Bell, Fr.	6	1980

Consecutive 100-Yard Games	No.	Year
1. James Sims	6	2012
2. Tony Sands	5	1990-91*
		* last game of 1990 and first four of 1991
3. Laverne Smith	5	1975

Most Yards In Consecutive Games	No.	Year
1. Tony Sands, Sr.	500	1991
	(104 vs. Colorado; 396 vs. Missouri)	
2. Nolan Cromwell, Jr.	481	1975
	(294 vs. Oregon State; 187 vs. Wisconsin)	
3. June Henley, Sr.	417	1996
	(201 vs. TCU; 216 vs. Utah)	

Most Yards In Three Consecutive Games	No.	Year
1. June Henley, Sr.	604	1996
	(187 vs. Ball State; 201 vs. TCU; 216 vs. Utah)	
2. Tony Sands, Sr.	556	1991
	(56 vs. Nebraska; 104 vs. Colorado; 396 vs. Missouri)	

Yards By A QB	No.	Year
1. Nolan Cromwell, Jr.	1,124	1975
2. Bill Whittemore, Jr.	549	2002
3. Chip Hilleary, Sr.	537	1992
4. Bill Whittemore, Sr.	534	2003

## GAME RECORDS

Name	Yards	Opponent, Date
1. Tony Sands, Sr.	396	vs. Missouri, 11-23-91
2. Nolan Cromwell, Jr.	294	vs. Oregon St., 9-27-75
3. Gale Sayers, So.	283	vs. Okla. St., 10-27-62
4. David Winbush, So.	268	vs. Colorado, 10-24-98
5. Wade Stinson, Jr.	239	vs. Utah, 11-4-50
6. June Henley, Fr.	237	vs. Iowa St., 10-16-93
7. Laverne Smith, Jr.	236	vs. Missouri, 11-22-75
8. Reggie Duncan, So.	227	vs. Texas Tech, 10-6-01
9. June Henley, Sr.	226	vs. Iowa State, 11-2-96
10. L.T. Levine, Jr.	221	vs. Missouri, 11-19-94
11. Tony Sands, So.	217	vs. Kansas St., 10-28-89
12. June Henley, Sr.	216	vs. Utah, 9-28-96
13. Kerwin Bell, Fr.	216	vs. Kansas St., 11-1-80
14. Tony Sands, So.	215	vs. Missouri, 11-18-89
15. James Sims, Sr.	211	vs. WVU, 11-16-13
16. June Henley, Sr.	209	vs. Texas, 11-16-96
17. Tony Pierson, So.	202	at Texas Tech, 11-10-12
18. Jon Cornish, Sr.	201	vs. Kansas St., 11-18-06
19. June Henley, Sr.	201	vs. TCU, 9-14-96
20. John Riggins, So.	189	vs. Kansas St., 11-16-68

Yards in a Half	Yards	Game, Date
1. Tony Sands, Sr.	240	vs. Missouri (2nd), 11-23-91

Yards in a Quarter	Yards	Game, Date
1. June Henley, Fr.	148	vs. Iowa St. (2nd), 10-16-93

Rushing Attempts	Att.	Game, Date
1. Tony Sands, Sr.	58	vs. Missouri, 11-23-91
2. June Henley, Fr.	44	vs. Texas, 11-16-93
3. June Henley, Sr.	41	vs. Utah, 9-28-96
4. June Henley, Sr.	40	vs. Iowa State, 11-2-96

5. Reggie Duncan, So.	38	vs. Texas Tech, 10-6-01
6. Kerwin Bell, So.	38	vs. Kansas State, 11-1-80
7. Jerome Nelloms, Sr.	38	vs. Oklahoma St., 11-4-72
8. June Henley, Fr.	37	vs. Nebraska, 11-6-93
9. Kerwin Bell, Fr.	35	vs. Iowa State, 10-18-80
10. Mike Higgins, Sr.	34	vs. Kansas State, 11-3-79

Half	Att.	Game, Date
1. Tony Sands, Sr.	34	vs. Missouri (2nd), 11-23-91

Quarter	Att.	Game, Date
1. Tony Sands, Sr.	19	vs. Missouri (4th), 11-23-91

Game Yards Per Attempt	No.	Year
(Min. 30 attempts)	7.2, Tony Sands, So.,	
	vs. Kansas State, 1989 (217-31)	
(Min. 25)	10.5, Nolan Cromwell, Jr.,	
	vs. Oregon State, 1975 (294-28)	
(Min. 20)	12.9, Gale Sayers, So.,	
	vs. Oklahoma State, 1962 (283-22)	
(Min. 15)	15.7, Laverne Smith, Jr.,	
	vs. Missouri, 1975 (236-15)	

Game Touchdowns	TD	Opponent, Date
1. James Sims, Fr.	4	vs. Colorado, 2010
2. Jake Sharp, Jr.	4	vs. Kansas State, 2008
3. Brandon McAnderson, Sr.	4	vs. Nebraska, 2007
4. June Henley, Sr.	4	vs. TCU, 1996
5. Tony Sands, Sr.	4	vs. Missouri, 1991
6. Curtis McClinton, Sr.	4	vs. California, 1961
7. Charlie Black	4	vs. Washington (Mo.), 1923
8. Several with	3	
		(Most Recent: Jake Sharp, vs. Colorado, 2008)

Yards By A QB	Yards	Opponent, Date
1. Nolan Cromwell, Jr.	294	vs. Oregon State, 9-27-75
2. Nolan Cromwell, Jr.	187	vs. Wisconsin, 10-4-75
3. Bill Whittemore, Jr.	177	vs. Tulsa, 9-28-02
4. Nolan Cromwell, Jr.	134	vs. Iowa State, 10-18-75

Longest Rush	Yards	Opponent, Date
1. Eric Vann, Sr.	99	vs. Oklahoma, 10-4-97
2. Gale Sayers, Jr.	99	vs. Nebraska, 11-9-63
3. Gale Sayers, So.	96	vs. Okla. State, 10-27-62
4. Walter Mack, Jr.	90	vs. Colorado, 11-15-80
5. John Riggins, So.	83†	vs. Kansas St., 11-16-68
6. Gale Sayers, Sr.	81	vs. Wyoming, 10-3-64
7. Frank Hatchett, So.	80	vs. Okla. State, 11-12-88
8. Kerwin Bell, Fr.	80	vs. Okla. State, 10-25-80
9. Laverne Smith, Jr.	80	vs. Iowa State, 10-18-75
10. Laverne Smith, Sr.	79	vs. Wisconsin, 10-2-76
11. Nolan Cromwell, Jr.	79+	vs. Oregon St., 9-27-75

†non-scoring/+ longest rush by a quarterback

## 1,000-YARD RUSHING SEASONS

1,129<sup>1950</sup>  
YARDS WADE  
STINSON, JR.

	ATT.	YARDS	TDS
Texas Christian.....	15	54	0
Denver.....	11	63	1
Colorado.....	15	91	1
Iowa State.....	24	119	2
Oklahoma A&M.....	7	116	1
Nebraska.....	15	121	2
Utah.....	24	239	3
Oklahoma.....	23	114	1
Kansas State.....	11	110	2
Missouri.....	22	102	1
<b>TOTALS</b>	<b>167</b>	<b>1,129</b>	<b>14</b>

1,125<sup>1962</sup>  
YARDS GALE  
SAYERS, SO.

	ATT.	YARDS	TDS
Texas Christian.....	27	114	0
Boston University.....	11	73	0
Colorado.....	14	122	1
Iowa State.....	14	94	1
Oklahoma.....	9	23	0
Oklahoma State.....	22	283	1
Kansas State.....	17	156	3
Nebraska.....	15	107	0
California.....	12	81	1
Missouri.....	17	72	0
<b>TOTALS</b>	<b>158</b>	<b>1,125</b>	<b>7</b>

1,131<sup>1970</sup>  
YARDS JOHN  
RIGGINS, SR.

	ATT.	YARDS	TDS
Washington State.....	28	125	1
Texas Tech.....	9	24	0
Syracuse.....	26	162	3
New Mexico.....	20	107	1
Kansas State.....	16	78	0
Nebraska.....	18	76	1
Iowa State.....	17	93	2
Oklahoma State.....	19	76	1
Colorado.....	13	83	1
Oklahoma.....	22	178	2
Missouri.....	24	129	0
<b>TOTALS</b>	<b>212</b>	<b>1,131</b>	<b>12</b>

1,171<sup>1974</sup>  
YARDS LAVERNE  
SMITH, SO.

	ATT.	YARDS	TDS
Washington State.....	17	119	1
Tennessee.....	18	151	0
Florida State.....	15	102	0
Texas A&M.....	20	135	1
Kansas State.....	17	139	1
Nebraska.....	10	25	0
Iowa State.....	13	48	0
Oklahoma State.....	22	171	1
Colorado.....	17	172	1
Oklahoma.....	12	30	0
Missouri.....	15	79	0
<b>TOTALS</b>	<b>176</b>	<b>1,171</b>	<b>5</b>

1,124<sup>1975</sup>  
YARDS NOLAN  
CROMWELL, JR.

	ATT.	YARDS	TDS
Washington State.....	5	16	0
Kentucky.....	9	28	1
Oregon State.....	28	294	1
Wisconsin.....	12	187	2
Nebraska.....	19	62	0
Iowa State.....	27	134	1
Oklahoma State.....	19	44	1
Kansas State.....	23	107	0
Oklahoma.....	23	69	1
Colorado.....	25	130	2
Missouri.....	20	53	0
<b>TOTALS</b>	<b>210</b>	<b>1,124</b>	<b>9</b>

1,112<sup>1980</sup>  
YARDS KERWIN  
BELL, FR.

	ATT.	YARDS	TDS
Oregon.....	20	69	0
Pittsburgh.....	14	27	0
Louisville.....	21	103	1
Syracuse.....	32	143	1
Nebraska.....	18	69	0
Iowa State.....	35	156	1
Oklahoma State.....	25	149	2
Kansas State.....	38	216	1
Oklahoma.....	---	DNP	0
Colorado.....	17	157	1
Missouri.....	8	25	0
<b>TOTALS</b>	<b>228</b>	<b>1,112</b>	<b>7</b>

1,109<sup>1989</sup>  
YARDS TONY  
SANDS, SO.

	ATT.	YARDS	TDS
Montana State.....	20	102	2
Louisville.....	11	19	0
Kent State.....	22	146	2
Baylor.....	9	52	0
Oklahoma.....	21	63	0
Iowa State.....	11	43	1
Colorado.....	22	115	1
Kansas State.....	31	217	2
Oklahoma State.....	14	54	0
Nebraska.....	26	86	0
Missouri.....	29	215	3
<b>TOTALS</b>	<b>216</b>	<b>1,109</b>	<b>11</b>

1,454<sup>1991</sup>  
YARDS TONY  
SANDS, SR.

	ATT.	YARDS	TDS
Toledo.....	19	174	1
Tulsa.....	27	157	1
New Mexico State.....	19	105	0
Virginia.....	27	137	0
Kansas State.....	13	29	0
Iowa State.....	23	106	1
Oklahoma.....	21	88	0
Oklahoma State.....	30	102	1
Nebraska.....	11	56	0
Colorado.....	25	104	1
Missouri.....	58	396	4
<b>TOTALS</b>	<b>273</b>	<b>1,454</b>	<b>9</b>

1,127<sup>1993</sup>  
YARDS JUNE  
HENLEY, FR.

	ATT.	YARDS	TDS
Florida State.....	9	45	0
Western Carolina.....	12	61	2
Michigan State.....	11	42	1
Utah.....	10	46	0
Colorado State.....	12	36	1
Kansas State.....	13	60	0
Iowa State.....	27	237	3
Oklahoma.....	32	178	1
Oklahoma State.....	20	93	0
Nebraska.....	37	148	1
Colorado.....	18	63	1
Missouri.....	32	118	2
<b>TOTALS</b>	<b>233</b>	<b>1,127</b>	<b>12</b>

1,349<sup>1996</sup>  
YARDS JUNE  
HENLEY, SR.

Ball State.....	28	187	3
TCU.....	31	201	4
Utah.....	41	216	2
Oklahoma.....	27	63	0
Texas Tech.....	22	43	0
Colorado.....	25	80	1
Nebraska.....	DNP	---	---
Iowa State.....	40	226	3
Kansas State.....	19	42	0
Texas.....	44	209	2
Missouri.....	24	82	0
<b>TOTALS</b>	<b>302</b>	<b>1,349</b>	<b>17</b>

1,457<sup>2006</sup>  
YARDS JON  
CORNISH, SR.

	ATT.	YARDS	TDS
Northwestern State.....	13	140	1
Louisiana Monroe.....	23	103	0
Toledo.....	20	89	0
South Florida.....	26	105	1
Nebraska.....	31	145	1
Texas A&M.....	23	128	0
Oklahoma State.....	10	55	0
Baylor.....	24	196	2
Colorado.....	23	80	0
Iowa State.....	17	89	0
Kansas State.....	25	201	2
Missouri.....	15	126	1
<b>TOTALS</b>	<b>250</b>	<b>1,457</b>	<b>8</b>

1,126<sup>2007</sup>  
YARDS BRANDON  
McANDERSON, SR.

	ATT.	YARDS	TDS
Central Michigan.....	16	110	0
Southeastern Louisiana.....	11	60	2
Toledo.....	12	52	2
Florida International.....	13	105	2
Kansas State.....	12	81	0
Baylor.....	10	53	1
Colorado.....	7	44	0
Texas A&M.....	21	183	2
Nebraska.....	25	119	4
Oklahoma State.....	25	132	2
Iowa State.....	9	70	0
Missouri.....	14	42	2
Virginia Tech.....	15	75	0
<b>TOTALS</b>	<b>190</b>	<b>1,126</b>	<b>17</b>

1,013<sup>2012</sup>  
YARDS JAMES  
SIMS, JR.

	ATT.	YARDS	TDS
Northwestern Illinois.....	18	91	2
Kansas State.....	28	115	1
Oklahoma State.....	27	138	1
Oklahoma.....	28	102	1
Texas.....	28	176	0
Baylor.....	21	126	1
Texas Tech.....	30	127	2
Iowa State.....	20	81	0
West Virginia.....	18	57	1
<b>TOTALS</b>	<b>218</b>	<b>1,013</b>	<b>9</b>

1,110<sup>2013</sup>  
YARDS JAMES  
SIMS, SR.

	ATT.	YARDS	TDS
South Dakota.....	16	94	2
Rice.....	19	109	0
Louisiana Tech.....	20	78	0
Texas Tech.....	9	28	0
TCU.....	23	81	0
Oklahoma.....	23	129	2
Baylor.....	19	70	0
Texas.....	15	48	0
Oklahoma State.....	21	66	0
West Virginia.....	22	211	3
Iowa State.....	21	114	0
Kansas State.....	22	82	0
<b>TOTALS</b>	<b>230</b>	<b>1,110</b>	<b>7</b>



## 100-YARD RUSHING GAMES

## YEARLY LEADERS

YEAR	PLAYER	ATT.	YARDS
1937	Clarence Douglass, So.	72	376
1938	Dick Amerine, So.	58	277
1939	Ed Hall, So.	44	189
1940	Ed Hall, Jr.	109	294
1941	Ray Niblo, So.	87	241
1942	Ray Evans, Jr.	111	293
1943	Bob George	42	180
1944	Charlie Moffatt, So.	80	300
1945	Dick Bertuzzi, Fr.	76	360
1946	Ray Evans, Sr.	112	459
1947	Forrest Griffith, So.	86	483
1948	Forrest Griffith, Jr.	96	368
1949	Bud French, Sr.	86	510
1950	Wade Stinson, Jr.	167	1,129
1951	Bob Brandeberry, Jr.	136	649
1952	Charlie Hoag, Sr.	93	469
1953	Don Hess, Jr.	83	369
1954	Bud Laughlin, Sr.	94	339
1955	John Francisco, So.	107	459
1956	Homer Floyd, So.	134	638
1957	Homer Floyd, Jr.	127	505
1958	Homer Floyd, Sr.	103	391
1959	Curtis McClinton, So.	91	472
1960	Bert Coan, So.	73	488
1961	Ken Coleman, So.	130	656
1962	Gale Sayers, So.	158	1,125
1963	Gale Sayers, Jr.	132	917
1964	Gale Sayers, Sr.	122	633
1965	Dan Miller, Jr.	66	356
1966	Donnie Shanklin, So.	182	732
1967	Bobby Douglass, Sr.	175	415
1968	John Riggins, So.	139	866
1969	John Riggins, Jr.	170	662
1970	John Riggins, Sr.	209	1,131
1971	Delvin Williams, So.	102	509
1972	Jerome Nelloms, Sr.	179	684
1973	Delvin Williams, Sr.	198	762
1974	Laverne Smith, So.	176	1,181
1975	Nolan Cromwell, Jr.	218	1,124
1976	Laverne Smith, Sr.	148	978
1977	Norris Banks, Sr.	162	655
1978	Mike Higgins, Jr.	68	270
1979	Harry Sydney, Jr.	123	541
1980	Merwin Bell, Fr.	228	1,114
1981	Garfield Taylor, So.	167	728
1982	Dino Bell, So.	110	370
1983	Merwin Bell, Sr.	115	498
1984	Lynn Williams, Jr.	172	776
1985	Lynn Williams, Sr.	172	373
1986	Arnold Snell, So.	163	672
1987	Arnold Snell, Jr.	184	691
1988	Tony Sands, Fr.	103	480
1989	Tony Sands, So.	216	1,109
1990	Tony Sands, Jr.	186	757
1991	Tony Sands, Sr.	273	1,442
1992	Maurice Douglas, Sr.	198	899
1993	June Henley, Fr.	233	1,127
1994	L.T. Levine, Jr.	128	803
1995	L.T. Levine, Sr.	156	841
1996	June Henley, Sr.	302	1,349
1997	Eric Vann, Sr.	196	796
1998	David Winbush, So.	209	974
1999	David Winbush, Jr.	123	595
2000	David Winbush, Sr.	163	701
2001	Reggie Duncan, So.	181	739
2002	Clark Green, Fr.	197	813
2003	Clark Green, So.	204	968
2004	John Randle, So.	147	572
2005	Jon Cornish, Jr.	134	780
2006	Jon Cornish, Sr.	250	1,457
2007	Brandon McAnderson, Sr.	190	1,125
2008	Jake Sharp, Jr.	186	860
2009	Toben Oporum, Fr.	133	554
2010	James Sims, Fr.	166	742
2011	James Sims, So.	182	727
2012	James Sims, Jr.	218	1,013
2013	James Sims, Sr.	230	1,110
2014	Corey Avery, Fr.	151	631
2015	Ke'aun Kinner, Jr.	134	566
2016	Ke'aun Kinner, Sr.	140	738

YDS.PLAYER	OPPONENT	DATE
107 Ken Coleman, So.	Rice	Dec. 16, 1961
114 Gale Sayers, So.	Texas Christian	Sept. 22, 1962
122 Gale Sayers, So.	Colorado	Oct. 6, 1962
105 Roger McFarland, Sr.	Iowa State	Oct. 13, 1962
283 Gale Sayers, So.	Oklahoma State	Oct. 27, 1962
156 Gale Sayers, So.	Kansas State	Nov. 3, 1962
107 Gale Sayers, So.	Nebraska	Nov. 10, 1962
142 Arman Baughman, So.	California	Nov. 17, 1962
122 Gale Sayers, Jr.	Syracuse	Sept. 28, 1963
110 Gale Sayers, Jr.	Oklahoma	Oct. 19, 1963
104 Gale Sayers, Jr.	Oklahoma State	Oct. 26, 1963
100 Steve Renko, So.	Oklahoma State	Oct. 26, 1963
144 Gale Sayers, Jr.	Nebraska	Nov. 9, 1963
129 Gale Sayers, Sr.	Wyoming	Oct. 3, 1964
109 Ron Oelschlagel, Sr.	Iowa State	Oct. 10, 1964
110 Gale Sayers, Sr.	Kansas State	Oct. 31, 1964
112 Daniel Miller, Jr.	Missouri	Nov. 20, 1965
134 Donnie Shanklin, So.	Texas Tech	Sept. 17, 1966
114 Donnie Shanklin, So.	Kansas State	Oct. 29, 1966
122 Bobby Douglass*, Jr.	Kansas State	Nov. 4, 1967
159 Donnie Shanklin, Sr.	Indiana	Sept. 28, 1968
162 John Riggins, So.	Colorado	Nov. 2, 1968
108 Bobby Douglass*, Sr.	Colorado	Nov. 2, 1968
189 John Riggins, So.	Kansas State	Nov. 16, 1968
111 Ron Jessie, Jr.	Missouri	Nov. 22, 1969
178 John Riggins, Sr.	Oklahoma	Nov. 14, 1970
129 John Riggins, Sr.	Missouri	Nov. 21, 1970
125 John Riggins, Sr.	Washington St.	Sept. 12, 1970
162 John Riggins, Sr.	Syracuse	Sept. 26, 1970
107 John Riggins, Sr.	New Mexico	Oct. 3, 1970
113 Jerome Nelloms, Jr.	Washington St.	Sept. 11, 1971
101 Delvin Williams, So.	Florida State	Sept. 25, 1971
102 Delvin Williams, So.	Kansas State	Oct. 9, 1971
133 Jerome Nelloms, Jr.	Oklahoma State	Oct. 30, 1971
112 Delvin Williams, Jr.	Wyoming	Sept. 23, 1972
114 Robert Miller, So.	Iowa State	Nov. 28, 1972
112 Jerome Nelloms, Sr.	Oklahoma State	Nov. 4, 1972
105 Delvin Williams, Sr.	Minnesota	Sept. 29, 1973
117 Delvin Williams, Sr.	Kansas State	Oct. 13, 1973
104 Robert Miller, Jr.	NC State	Dec. 17, 1973
119 Laverne Smith, So.	Washington St.	Sept. 14, 1974
180 Robert Miller, Sr.	Washington St.	Sept. 14, 1974
151 Laverne Smith, So.	Tennessee	Sept. 21, 1974
102 Laverne Smith, So.	Florida State	Sept. 28, 1974
104 Robert Miller, Sr.	Florida State	Sept. 28, 1974
135 Laverne Smith, So.	Texas A&M	Oct. 5, 1974
142 Robert Miller, Sr.	Texas A&M	Oct. 5, 1974
139 Laverne Smith, So.	Kansas State	Oct. 12, 1974
171 Laverne Smith, So.	Oklahoma State	Nov. 2, 1974
182 Laverne Smith, So.	Colorado	Nov. 9, 1974
294 Nolan Cromwell*, Jr.	Oregon State	Sept. 27, 1975
187 Nolan Cromwell*, Jr.	Wisconsin	Oct. 4, 1975
134 Nolan Cromwell*, Jr.	Iowa State	Oct. 18, 1975
169 Laverne Smith, Jr.	Iowa State	Oct. 18, 1975
107 Nolan Cromwell*, Jr.	Kansas State	Nov. 1, 1975
130 Nolan Cromwell*, Jr.	Colorado	Nov. 15, 1975
113 Dennis Wright, Jr.	Missouri	Nov. 22, 1975
120 Norris Banks, So.	Missouri	Nov. 22, 1975
236 Laverne Smith, Jr.	Missouri	Nov. 22, 1975
113 Nolan Cromwell*, Sr.	Oregon State	Sept. 4, 1976
142 Laverne Smith, Sr.	Washington St.	Sept. 11, 1976
115 Laverne Smith, Sr.	Wisconsin	Oct. 2, 1976
123 Nolan Cromwell*, Sr.	Wisconsin	Oct. 2, 1976
131 Laverne Smith, Sr.	Colorado	Nov. 13, 1976
111 Mark Vicendese, So.	Missouri	Nov. 20, 1976
150 Laverne Smith, Sr.	Missouri	Nov. 20, 1976
128 Billy Campfield, Sr.	Oklahoma State	Oct. 22, 1977
101 Max Ediger, Jr.	Kansas State	Nov. 5, 1977
100 Harry Sydney, So.	Oklahoma	Oct. 14, 1978
101 Harry Sydney, Jr.	North Texas	Sept. 29, 1979
124 Walter Mack, So.	North Texas	Sept. 29, 1979
121 Harry Sydney, Jr.	Iowa State	Oct. 20, 1979
110 Harry Sydney, Jr.	Kansas State	Nov. 3, 1979
165 Mike Higgins, Sr.	Kansas State	Nov. 3, 1979
103 Kerwin Bell, So.	Louisville	Sept. 27, 1980
143 Kerwin Bell, So.	Syracuse	Oct. 4, 1980
156 Kerwin Bell, So.	Iowa State	Oct. 18, 1980
149 Kerwin Bell, So.	Oklahoma State	Oct. 25, 1980
216 Kerwin Bell, So.	Kansas State	Nov. 1, 1980

100 Garfield Taylor, Fr.	Oklahoma	Nov. 8, 1980
139 Walter Mack, Jr.	Colorado	Nov. 15, 1980
157 Kerwin Bell, So.	Colorado	Nov. 15, 1980
135 Garfield Taylor, So.	Kentucky	Sept. 19, 1981
101 Frank Seurer*, So.	Iowa State	Nov. 7, 1981
123 Garfield Taylor, So.	Colorado	Nov. 14, 1981
103 Garfield Taylor, So.	Missouri	Nov. 21, 1981
112 E.J. Jones, Jr.	Iowa State	Nov. 6, 1982
114 Kerwin Bell, Sr.	Kansas State	Oct. 15, 1983
103 Robert Mimbs, So.	Colorado	Nov. 5, 1983
150 Robert Mimbs, Jr.	Wichita State	Sept. 8, 1984
119 Lynn Williams, Jr.	Kansas State	Oct. 13, 1984
120 Lynn Williams, Jr.	Colorado	Nov. 3, 1984
100 Arnold Snell, Fr.	Kansas State	Oct. 19, 1985
168 Arnold Snell, So.	Indiana State	Sept. 27, 1986
124 Arnold Snell, Jr.	Kansas State	Nov. 7, 1987
100 Arnold Snell, Jr.	Oklahoma State	Nov. 14, 1987
122 Tony Sands, Fr.	Kansas State	Nov. 5, 1988
112 Frank Hatchett, So.	Oklahoma State	Nov. 12, 1988
177 Tony Sands, Fr.	Oklahoma State	Nov. 12, 1988
102 Tony Sands, So.	Montana State	Sept. 2, 1989
146 Tony Sands, So.	Kent State	Sept. 16, 1989
115 Tony Sands, So.	Colorado	Oct. 21, 1989
217 Tony Sands, So.	Kansas State	Oct. 28, 1989
215 Tony Sands, So.	Missouri	Nov. 18, 1989
169 Tony Sands, Jr.	Iowa State	Oct. 6, 1990
102 Chip Hileary*, So.	Kansas State	Oct. 27, 1990
120 Chaka Johnson, So.	Nebraska	Nov. 10, 1990
123 Tony Sands, Jr.	Missouri	Nov. 17, 1990
105 Chaka Johnson, So.	Missouri	Nov. 17, 1990
174 Tony Sands, Sr.	Toledo	Sept. 7, 1991
157 Tony Sands, Sr.	Tulsa	Sept. 14, 1991
105 Tony Sands, Sr.	New Mexico St.	Sept. 21, 1991
106 Tony Sands, Sr.	Iowa State	Oct. 19, 1991
137 Tony Sands, Sr.	Virginia	Oct. 5, 1991
102 Tony Sands, Sr.	Oklahoma State	Nov. 2, 1991
104 Tony Sands, Sr.	Colorado	Nov. 16, 1991
396 Tony Sands, Sr.	Missouri	Nov. 23, 1991
113 Chip Hileary, So.	California	Sept. 24, 1992
127 Maurice Douglas, Sr.	Kansas State	Oct. 10, 1992
115 Maurice Douglas, Sr.	Oklahoma	Oct. 24, 1992
110 Monte Cozens, Sr.	Oklahoma	Oct. 24, 1992
101 Monte Cozens, Sr.	Oklahoma State	Nov. 2, 1992
103 Maurice Douglas, Sr.	Colorado	Nov. 16, 1992
180 Maurice Douglas, Sr.	Missouri	Nov. 23, 1992
115 L.T. Levine, So.	Kansas State	Oct. 9, 1993
237 June Henley, Fr.	Iowa State	Oct. 16, 1993
178 June Henley, Fr.	Oklahoma	Oct. 23, 1993
148 June Henley, Fr.	Nebraska	Nov. 6, 1993
118 June Henley, Fr.	Missouri	Nov. 20, 1993
119 Mark Sanders, Fr.	Missouri	Nov. 20, 1993
117 June Henley, So.	Houston	Sept. 1, 1994
118 June Henley, So.	Texas Christian	Sept. 17, 1994
135 Mark Sanders, So.	Iowa State	Oct. 15, 1994
161 L.T. Levine, Jr.	Oklahoma State	Oct. 29, 1994
221 L.T. Levine, Jr.	Missouri	Nov. 19, 1994
134 L.T. Levine, Sr.	Texas Christian	Sept. 14, 1995
160 June Henley, Jr.	Texas Christian	Sept. 14, 1995
105 L.T. Levine, Sr.	Houston	Sept. 23, 1995
137 June Henley, Jr.	Colorado	Oct. 7, 1995
116 L.T. Levine, Sr.	Iowa State	Oct. 14, 1995
101 L.T. Levine, Sr.	Oklahoma	Oct. 21, 1995
100 L.T. Levine, Sr.	Missouri	Nov. 4, 1995
187 June Henley, Sr.	Ball State	Aug. 29, 1996
201 June Henley, Sr.	Texas Christian	Sept. 14, 1996
216 June Henley, Sr.	Utah	Sept. 28, 1996
226 June Henley, Sr.	Iowa State	Nov. 2, 1996
209 June Henley, Sr.	Texas	Nov. 16, 1996
137 Eric Vann, Sr.	Missouri	Sept. 13, 1997
137 Eric Vann, Sr.	Oklahoma	Oct. 4, 1997
126 Eric Vann, Sr.	Iowa State	Nov. 1, 1997
268 David Winbush, So.	Colorado	Oct. 24, 1998
131 David Winbush, So.	North Texas	Nov. 7, 1998
134 David Winbush, Jr.	CS Northridge	Sept. 11, 1999
101 Mitch Bowles, Sr.	Kansas State	Oct. 9, 1999
106 Moran Norris, Jr.	Missouri	Oct. 23, 1999
111 David Winbush, Jr.	Baylor	Nov. 6, 1999
118 Moran Norris, Jr.	Oklahoma State	Nov. 13, 1999
120 David Winbush, Sr.	Texas Tech	Oct. 28, 2000
227 Reggie Duncan, So.	Texas Tech	Oct. 6, 2001
168 Reggie Duncan, So.	Wyoming	Nov. 24, 2001
131 Clark Green, Fr.	SMS	Sept. 14, 2002

177 Bill Whittemore*, Jr.	Tulsa	Sept. 28, 2002
121 Bill Whittemore*, Jr.	Colorado	Oct. 12, 2002
160 Clark Green, Fr.	Oklahoma State	Nov. 16, 2002
117 Clark Green, So.	UNLV	Sept. 6, 2003
108 Clark Green, So.	Jacksonville St.	Sept. 20, 2003
103 Clark Green, So.	Colorado	Oct. 11, 2003
104 John Randle, So.	Toledo	Sept. 11, 2004 105
John Randle, So.	Nebraska	Oct. 2, 2004
105 John Randle, So.	Kansas State	Oct. 9, 2004
118 Clark Green, Jr.	Missouri	Nov. 20, 2004
107 Clark Green, Sr.	Florida Atlantic	Sept. 3, 2005
103 Jon Cornish, Jr.	Appalachian St.	Sept. 10, 2005
111 Jon Cornish, Jr.	Texas Tech	Oct. 1, 2005
125 Clark Green, Sr.	Missouri	Oct. 29, 2005
100 Clark Green, Sr.	Nebraska	Nov. 5, 2005
101 Jon Cornish, Jr.	Nebraska	Nov. 5, 2005
101 Jon Cornish, Jr.	Houston	Dec. 23, 2005
140 Jon Cornish, Sr.	Northwestern St.	Sept. 2, 2006
103 Jon Cornish, Sr.	Louisiana Monroe	Sept. 9, 2006
105 Jon Cornish, Sr.	South Florida	Sept. 23, 2006
145 Jon Cornish, Sr.	Nebraska	Sept. 30, 2006
128 Jon Cornish, Sr.	Texas A&M	Oct. 7, 2006
196 Jon Cornish, Sr.	Baylor	Oct. 21, 2006
201 Jon Cornish, Sr.	Kansas State	Nov. 18, 2006
126 Jon Cornish, Sr.	Missouri	Nov. 25, 2006
110 B. McAnderson, Sr.	Central Michigan	Sept. 1, 2007
106 Jake Sharp, So.	Central Michigan	Sept. 1, 2007
127 Jake Sharp, So.	Toledo	Sept. 15, 2007
105 B. McAnderson, Sr.	FIU	Sept. 22, 2007
110 Jake Sharp, So.	Baylor	Oct. 13, 2007
183 B. McAnderson, Sr.	Texas A&M	Oct. 27, 2007
119 B. McAnderson, Sr.	Nebraska	Nov. 3, 2007
132 B. McAnderson, Sr.	Oklahoma State	Nov. 10, 2007
118 Jake Sharp, Jr.	Colorado	Oct. 11, 2008
103 Jake Sharp, Jr.	Oklahoma	Oct. 18, 2008
181 Jake Sharp, Jr.	Kansas State	Nov. 1, 2008
123 Jake Sharp, Sr.	No. Colorado	Sept. 5, 2009
104 Jake Sharp, Sr.	UTEP	Sept. 12, 2009
109 Toben Oporum, Fr.	So. Mississippi	Sept. 26, 2009
101 James Sims, Jr.	Georgia Tech	Sept. 11, 2010
115 James Sims, Fr.	New Mexico St.	Sept. 25, 2010
123 James Sims, Fr.	Colorado State	Nov. 6, 2010
104 James Sims, Sr.	McNeese State	Sept. 3, 2011
117 James Sims, So.	Northern Illinois	Sept. 10, 2011
101 Brandon Bourbon, Fr.	Texas Tech	Oct. 1, 2011
109 Darrian Miller, Fr.	Baylor	Nov. 12, 2011
121 Taylor Cox, So.	South Dakota St.	Sept. 1, 2012
124 Tony Pierson, So.	South Dakota St.	Sept. 1, 2

## CAREER PASSING LEADERS

1 2006-09 | Austin, Texas | Lake Travis HS  
TODD REESING

YEAR	G	ATT	CMP	PCT	YARDS	TDS	INT	LONG
2006	3	24	14	58.3	204	3	3	42 Colorado
2007	13	446	276	61.9	3,486	33	7	82 Oklahoma St.
2008	13	495	329	66.5	3,888	32	13	69 Oklahoma
2009	12	496	313	63.1	3,616	22	10	74 Missouri
<b>TOTALS</b>	<b>41</b>	<b>1,461</b>	<b>932</b>	<b>63.3</b>	<b>11,194</b>	<b>90</b>	<b>33</b>	<b>82 OKLAHOMA ST.</b>

2 1980-83 | Huntington Beach, Calif. | Edison HS  
FRANK SEURER

YEAR	G	ATT	CMP	PCT	YARDS	TDS	INT	LONG
1980	10	146	64	43.8	797	5	11	72 Colorado
1981	11	176	89	50.5	1,199	4	11	62 Colorado
1982	10	259	127	49.0	1,625	7	15	80 Oklahoma St.
1983	11	353	187	53.0	2,789	14	19	74 USC
<b>TOTALS</b>	<b>42</b>	<b>934</b>	<b>467</b>	<b>50.0</b>	<b>6,410</b>	<b>30</b>	<b>56</b>	<b>80 OKLAHOMA ST.</b>

3 1986-89 | Harrisonville, Mo. | Harrisonville HS  
KELLY DONOHOE

YEAR	G	ATT	CMP	PCT	YARDS	TDS	INT	LONG
1986	3	87	48	55.2	432	0	7	29 Missouri
1987	9	144	72	50.2	981	3	12	98 Colorado
1988	11	258	131	50.8	1,844	9	13	89 Nebraska
1989	11	256	141	55.1	2,125	12	13	80 Nebraska
<b>TOTALS</b>	<b>34</b>	<b>745</b>	<b>392</b>	<b>52.6</b>	<b>5,382</b>	<b>24</b>	<b>45</b>	<b>98 COLORADO</b>

4 1971-73 | Bonner Springs, Kan. | Bonner Springs HS  
DAVID JAYNES

YEAR	G	ATT	CMP	PCT	YARDS	TDS	INT	LONG
1971	6	137	64	46.7	748	7	8	50 Kansas State
1972	11	287	153	53.3	2,253	15	21	61 Colorado
1973	11	330	172	52.1	2,131	13	9	57 Oklahoma
<b>TOTALS</b>	<b>28</b>	<b>754</b>	<b>389</b>	<b>51.6</b>	<b>5,132</b>	<b>35</b>	<b>38</b>	<b>61 COLORADO</b>

5 1984-85 | LaCrescenta, Calif. | Crescenta Valley HS  
MIKE NORSETH

YEAR	G	ATT	CMP	PCT	YARDS	TDS	INT	LONG
1984	11	239	136	56.9	1,682	9	6	87 Missouri
1985	12	408	227	55.6	2,995	15	11	65 Vanderbilt
<b>TOTALS</b>	<b>23</b>	<b>647</b>	<b>363</b>	<b>56.1</b>	<b>4,677</b>	<b>24</b>	<b>17</b>	<b>87 MISSOURI</b>

6 1989-92 | Westerville, Ohio | North HS  
CHIP HILLEARY

YEAR	G	ATT	CMP	PCT	YARDS	TDS	INT	LONG
1989	5	9	2	22.0	18	0	0	16 Oklahoma
1990	11	224	129	57.6	1,730	7	11	72 Oklahoma St.
1991	11	188	98	52.1	1,267	6	5	50 Nebraska
1992	11	215	106	49.3	1,583	12	11	66 Colorado
<b>TOTALS</b>	<b>38</b>	<b>636</b>	<b>335</b>	<b>52.7</b>	<b>4,598</b>	<b>25</b>	<b>27</b>	<b>72 OKLAHOMA ST.</b>

7 2002-03 | Brentwood, Tenn. | Brentwood HS/UT-Martin/Fort Scott CC  
BILL WHITTEMORE

YEAR	G	ATT	CMP	PCT	YARDS	TDS	INT	LONG
2002	9	305	151	49.5	1,666	11	6	39 UNLV
2003	10	263	159	60.5	2,385	18	6	74 Northwestern
<b>TOTALS</b>	<b>19</b>	<b>568</b>	<b>310</b>	<b>54.5</b>	<b>4,051</b>	<b>29</b>	<b>12</b>	<b>74 NORTHWESTERN</b>

8 1999-2000 | Santa Monica, Calif. | Santa Monica HS/Santa Monica CC  
DYLEN SMITH

YEAR	G	ATT	CMP	PCT	YARDS	TDS	INT	LONG
1999	12	263	135	51.3	1,599	12	7	77 Nebraska
2000	11	306	140	45.8	1,963	10	11	77 Oklahoma
<b>TOTALS</b>	<b>23</b>	<b>569</b>	<b>275</b>	<b>48.3</b>	<b>3,562</b>	<b>22</b>	<b>18</b>	<b>77 NEB./OKLA.</b>

9 2010-11 | Union, Mo. | Union HS  
JORDAN WEBB

YEAR	G	ATT	CMP	PCT	YARDS	TDS	INT	LONG
2010	9	121	214	56.5	1,195	7	8	43 New Mexico State
2011	12	179	281	36.7	1,884	13	12	68 Oklahoma State
<b>TOTALS</b>	<b>21</b>	<b>300</b>	<b>495</b>	<b>60.6</b>	<b>3,079</b>	<b>20</b>	<b>20</b>	<b>68 OKLAHOMA STATE</b>

10 2003-06 | Weston, Mo. | West Platte HS  
ADAM BARMANN

YEAR	G	ATT	CMP	PCT	YARDS	TDS	INT	LONG
2003	4	85	57	67.1	564	4	5	48 Texas A&M
2004	8	262	141	53.8	1,427	12	9	78 Oklahoma
2005	4	30	16	53.3	118	0	1	16 Florida Atlantic
2006	7	150	82	54.7	911	3	6	46 Nebraska
<b>TOTALS</b>	<b>23</b>	<b>527</b>	<b>296</b>	<b>56.2</b>	<b>3,020</b>	<b>19</b>	<b>21</b>	<b>78 OKLAHOMA</b>

# PASSING

## CAREER RECORDS

Total Yards	Yards	Years
1. Todd Reesing	11,194	2006-09
2. Frank Seurer	6,410	1980-83
3. Kelly Donohoe	5,382	1986-89
4. David Jaynes	5,132	1971-73
5. Mike Norseth	4,677	1984-85
6. Chip Hilleary	4,598	1989-92
7. Bill Whittmore	4,051	2002-03
8. Dylen Smith	3,562	1999-2000
9. Jordan Webb	3,079	2010-11
10. Adam Barmann	3,020	2003-06
11. Bobby Douglass	2,817	1966-68
12. Montell Cozart	2,755	2013-16
13. Zac Wegner	2,640	1995-99
14. Ryan Willis	2,530	2015-16
15. Asheiki Preston	2,401	1991-94
16. Mike Orth	2,369	1983-84, 86-87
17. Ray Evans	2,368	1941-42, 46-47

Completions	No.	Years
1. Todd Reesing	932	2006-09
2. Frank Seurer	467	1980-83
3. Kelly Donohoe	392	1986-89
4. David Jaynes	389	1971-73
5. Mike Norseth	363	1984-85
6. Chip Hilleary	335	1989-92
7. Bill Whittmore	310	2002-03
8. Jordan Webb	300	2010-11
9. Adam Barmann	296	2003-06
10. Dylen Smith	275	1999-2000

Attempts	No.	Years
1. Todd Reesing	1,461	2006-09
2. Frank Seurer	934	1980-83
3. David Jaynes	754	1971-73
4. Kelly Donohoe	745	1986-89
5. Mike Norseth	647	1984-85
6. Chip Hilleary	636	1989-92
7. Dylen Smith	569	1999-2000
8. Bill Whittmore	568	2002-03
9. Adam Barmann	527	2003-06
10. Jordan Webb	495	2010-11

Touchdown Passes	No.	Years
1. Todd Reesing	90	2006-09
2. David Jaynes	35	1971-73
3. Frank Seurer	30	1980-83
4. Bill Whittmore	29	2002-03
5. Chip Hilleary	25	1989-92
6. Kelly Donohoe	24	1986-89
Mike Norseth	24	1984-85
8. Dylen Smith	22	1999-2000
9. Jordan Webb	20	2010-11
Bobby Douglass	20	1966-68

Percentage (min. 300 att.)	Pct.	Years
1. Todd Reesing	63.3 (932-of-1,461)	2006-09
2. Mark Williams	62.5 (195-of-312)	1994-95
3. Jordan Webb	60.6 (300-of-495)	2010-11
4. Asheiki Preston	58.1 (185-of-318)	1990-94
5. Adam Barmann	56.2 (296-of-527)	2003-06
6. Mike Norseth	56.1 (363-of-647)	1984-85
7. Ryan Willis	54.6 (236-of-432)	2015-16
8. Bill Whittmore	54.5 (310-of-568)	2002-03
9. Montell Cozart	54.4 (265-of-487)	2013-16
10. Michael Cummings	53.5 (183-of-342)	2012-15
11. Chip Hilleary	52.7 (335-of-636)	1989-92
12. Kelly Donohoe	52.6 (392-of-745)	1986-89

Yards Per Game		Years
1. 273.0 - Todd Reesing (41 games), 2006-09		
2. 213.2 - Bill Whittmore (19 games), 2002-03		
3. 203.3 - Mike Norseth (23 games), 1984-85		

400-Yard Passing Games	No.	Years
1. Todd Reesing	4	2006-09
2. Five Players With One		

300-Yard Passing Games	No.	Years
1. Todd Reesing	18	2006-09
2. Mike Norseth	4	1984-85
Frank Seurer	4	1980-83
4. David Jaynes	3	1971-73

200-Yard Passing Games	No.	Years
1. Todd Reesing	32	2006-08
2. Bill Whittmore	13	2002-03
3. Mike Norseth	12	1984-85
Frank Seurer	12	1980-83
5. Kelly Donohoe	10	1986-89
David Jaynes	10	1971-73
7. Adam Barmann	8	2003-06

Most Career Yards vs. One Opponent	
1,285 - Todd Reesing (4 games) vs. Missouri, 2006-09	

Consecutive Games Completing a Pass	
42 - Frank Seurer (10 games in 1980, 11 games in 1981, 10 games in 1982 and 11 games in 1983)	

Most Consecutive Games With a TD Pass	
24 - Todd Reesing (last five games of 2007, all 13 games in 2008 and first six games in 2009)	


## SEASON RECORDS

Total Yards	Yards	Year
1. Todd Reesing, Jr.	3,888	2008
2. Todd Reesing, Sr.	3,616	2009
3. Todd Reesing, So.	3,486	2007
4. Mike Norseth, Sr.	2,995	1985
5. Frank Seurer, Sr.	2,789	1983
6. Bill Whittmore, Sr.	2,385	2003
7. David Jaynes, Jr.	2,253	1972
8. David Jaynes, Sr.	2,131	1973
9. Kelly Donohoe, Sr.	2,125	1989
10. Dylen Smith, Sr.	1,963	2000
11. Mark Williams, Sr.	1,957	1995
12. Jordan Webb, So.	1,884	2011
13. Kelly Donohoe, Jr.	1,844	1988
14. Chip Hilleary, So.	1,730	1990
15. Ryan Willis, Fr.	1,719	2015
16. Michael Cummings, Jr.	1,715	2014
17. Mike Norseth, Jr.	1,682	1984
18. Bill Whittmore, Jr.	1,666	2002
19. Frank Seurer, Jr.	1,625	1982
20. Dylen Smith, Jr.	1,599	1999

Completions	No.	Year
1. Todd Reesing, Jr.	329	2008
2. Todd Reesing, Sr.	313	2009
3. Todd Reesing, So.	276	2007
4. Mike Norseth, Sr.	227	1985
5. Frank Seurer, Sr.	187	1983
6. Jordan Webb, So.	179	2011
7. Mark Williams, Sr.	174	1995
8. David Jaynes, Sr.	172	1973
9. Ryan Willis, Fr.	164	2015
10. Bill Whittmore, Sr.	159	2003

Attempts	No.	Year
1. Todd Reesing, Sr.	496	2009
2. Todd Reesing, Jr.	495	2008
3. Todd Reesing, So.	446	2007
4. Mike Norseth, Sr.	408	1985
5. Frank Seurer, Sr.	353	1983
6. David Jaynes, Sr.	330	1973
7. Ryan Willis, Fr.	315	2015
8. Dylen Smith, Sr.	306	2000
9. Bill Whittmore, Jr.	305	2002
10. Mike Orth, Sr.	290	1986

Touchdown Passes	No.	Year
1. Todd Reesing, So.	33	2007
2. Todd Reesing, Jr.	32	2008
3. Todd Reesing, Sr.	22	2009
4. Bill Whittmore, Sr.	18	2003
5. Mike Norseth, Sr.	15	1985
David Jaynes, Jr.	15	1972



TODD REESING

7. Mark Williams, Sr.	14	1995
Frank Seurer, Sr.	14	1983
Dick Gilman, Jr.	14	1948
10. Jordan Webb, So.	13	2011
Kerry Meier, Fr.	13	2006
David Jaynes, Sr.	13	1973

Percentage (min. 100 att.)	Pct.	Year
1. Todd Reesing, Jr.	66.5 (329-of-495)	2008
2. Jordan Webb, So.	63.7 (179-of-281)	2011
3. Todd Reesing, Sr.	63.1 (313-of-496)	2009
4. Montell Cozart, Jr.	62.9 (66-of-105)	2015
5. Todd Reesing, So.	61.9 (276-of-446)	2007
6. Mark Williams, Sr.	61.7 (174-of-282)	1995
7. Ryan Willis, So.	61.5 (72-of-117)	2016
8. Asheiki Preston, Jr.	61.0 (97-of-159)	1993
9. Bill Whittmore, Sr.	60.5 (159-of-263)	2003
10. Carter Stanley, RFr.	59.6 (93-of-156)	2016
11. Montell Cozart, Jr.	58.6 (112-of-191)	2016
12. Chip Hilleary, So.	57.6 (129-of-224)	1990
13. Mike Norseth, Jr.	56.9 (136-of-239)	1984

Yards Per Game	Yards	Year
1. Todd Reesing, Sr.	301.3	2009
2. Todd Reesing, Jr.	299.1	2008
3. Todd Reesing, So.	268.2	2007
4. Frank Seurer, Sr.	253.5	1983
5. Mike Norseth, Sr.	249.6	1985

400-Yard Games	No.	Year
1. Todd Reesing, Sr.	3	2009
2. Six Players With One		

300-Yard Games	No.	Year
1. Todd Reesing, Jr.	8	2008
2. Todd Reesing, Sr.	5	2009
Todd Reesing, So.	5	2007
4. Mike Norseth, Sr.	4	1985
Frank Seurer, Sr.	4	1983

200-Yard Games	No.	Year
1. Todd Reesing, Sr.	11	2009
Todd Reesing, Jr.	11	2008
3. Todd Reesing, So.	10	2007
4. Bill Whittmore, Sr.	8	2003
Mike Norseth, Sr.	8	1985

Consecutive 200-Yard Passing Games	
12 - Todd Reesing (last 5 of 2007, first 7 of 2008)	
11 - Todd Reesing (last 4 of 2008, first 7 of 2009)	
9 - Mike Norseth (last 4 of 1984, first 5 of 1985)	

Consecutive Games Throwing a TD Pass	
1. Todd Reesing, Jr.	13 // 2008
2. Todd Reesing, So.	7 // 2007
3. Ryan Willis, Fr.	6 // 2015
Todd Reesing, Sr.	6 // 2009
Kerry Meier, Fr.	6 // 2006
Bill Whittmore, Jr.	6 // 2002
Bobby Douglass, Sr.	6 // 1968

## PASSING

## GAME RECORDS

Total Yards	Yards	Opponent, Date
1. Todd Reesing, Sr.	498	vs. Missouri, 11-28-09
2. Mike Norseth, Sr.	480	vs. Vanderbilt, 9-14-85
3. Todd Reesing, Sr.	442	vs. Iowa State, 10-10-09
4. Bill Whittemore, Sr.	422	vs. Colorado, 10-11-03
5. Todd Reesing, Jr.	412	vs. Louisiana Tech, 9-6-08
6. Kelly Donohoe, Sr.	411	vs. Iowa State, 10-7-89
7. Adam Barmann, Sr.	405	vs. Nebraska, 9-30-06
8. Todd Reesing, Sr.	401	vs. Colorado, 10-17-09
David Jaynes, Jr.	401	vs. Washington St., 9-9-72
10. Frank Seurer, Sr.	394	vs. Colorado, 11-5-83
David Jaynes, Sr.	394	vs. Tennessee, 10-6-73
12. Frank Seurer, Sr.	385	vs. USC, 9-24-83
13. Todd Reesing, Jr.	381	vs. South Florida, 9-12-08
14. Todd Reesing, Jr.	375	vs. Missouri, 11-29-08
15. Todd Reesing, So.	368	vs. Florida Int'l, 9-22-07
16. Todd Reesing, So.	354	vs. Nebraska, 11-3-07
Frank Seurer, Sr.	354	vs. Missouri, 11-19-83
18. Todd Reesing, So.	349	vs. Missouri, 11-24-07
19. Ryan Willis, So.	348	vs. TCU, 10-8-16
20. Todd Reesing, Sr.	338	vs. Duke, 9-19-09
21. Michael Cummings, Jr.	332	vs. TCU, 11-15-14
22. Todd Reesing, Sr.	331	vs. Southern Miss., 9-26-09
23. Ryan Willis, Fr.	330	vs. Texas Tech, 10-17-15
24. Dysten Smith, Sr.	327	vs. Texas Tech, 10-28-00
25. Mike Orth, Sr.	321	vs. So. Illinois, 10-4-86
Frank Seurer, Sr.	321	vs. Kansas State, 10-15-83
David Jaynes, Sr.	321	vs. Iowa State, 10-27-73

Completions	No.	Opponent, Date
1. Todd Reesing, Sr.	37	vs. Missouri, 11-28-09
Todd Reesing, Sr.	37	vs. Iowa State, 10-10-09
Todd Reesing, Jr.	37	vs. Missouri, 11-29-08
Todd Reesing, Jr.	37	vs. Florida Int'l, 8-30-08
5. Ryan Willis, Fr.	35	vs. Texas Tech, 10-17-15
David Jaynes, Sr.	35	vs. Tennessee, 10-6-73
7. Todd Reesing, Jr.	34	vs. South Florida, 9-12-08
8. Todd Reesing, Jr.	32	vs. Louisiana Tech, 9-6-08
9. Ryan Willis, So.	31	vs. TCU, 10-8-16
10. Todd Reesing, So.	30	vs. Nebraska, 11-3-07
Adam Barmann, So.	30	vs. Northwestern, 9-18-04
12. Mike Orth, Sr.	29	vs. North Carolina, 9-13-86
13. Todd Reesing, So.	28	vs. Missouri, 11-24-07
Mike Norseth, Sr.	28	vs. Florida State, 9-28-85
15. Todd Reesing, Jr.	27	vs. Minnesota, 12-31-08
Todd Reesing, Jr.	27	vs. Colorado, 10-11-08

Percentage (Min. 10 Comp.)	Pct. (C-A)	Opponent, Date
1. Dysten Smith, Jr.	86.7 (13-15)	vs. CS-Northridge, 9-11-99
2. Asheiki Preston, Jr.	85.7 (12-14)	vs. Colorado St., 10-2-93
Steve Smith, Jr.	85.7 (12-14)	vs. Syracuse, 10-4-80
Brian Bethke, Sr.	85.7 (12-14)	vs. Kansas State, 11-3-79
5. Todd Reesing, Jr.	84.2 (32-38)	vs. Louisiana Tech, 9-6-08
6. Asheiki Preston, Sr.	82.4 (14-17)	vs. Houston, 9-1-94
7. Todd Reesing, So.	80.7 (21-26)	vs. Iowa State, 11-17-07
8. Bill Whittemore, Sr.	80.0 (12-15)	vs. Wyoming, 9-13-03
Kelly Donohoe, Sr.	80.0 (12-15)	vs. Kent State, 9-16-89
10. Todd Reesing, Jr.	79.4 (27-34)	vs. Colorado, 10-11-08

Consecutive Completions	No.	Opponent, Date
1. Todd Reesing, Jr.	14	vs. Minnesota, 12-31-08
2. Mark Williams, Sr.	12	vs. Iowa State, 10-14-95
Mike Norseth, Sr.	12	vs. Florida State, 9-28-85

Attempts	No.	Opponent, Date
1. David Jaynes, Sr.	58	vs. Tennessee, 10-6-73
2. Todd Reesing, Sr.	55	vs. Missouri, 11-28-09
3. Adam Barmann, Sr.	54	vs. Nebraska, 9-30-06
4. Todd Reesing, Jr.	52	vs. Florida Int'l, 8-30-08
Frank Seurer, Sr.	52	vs. Colorado, 11-5-83
6. Todd Reesing, Sr.	51	vs. Colorado, 10-17-09
Todd Reesing, Jr.	51	vs. Missouri, 11-29-08
Todd Reesing, Jr.	51	vs. South Florida, 9-12-08
9. Ryan Willis, Fr.	50	vs. Texas Tech, 10-17-15
Jason Swanson, Sr.	50	vs. Colorado, 10-22-05
Mike Orth, Sr.	50	vs. North Carolina, 9-13-86
12. Todd Reesing, Sr.	49	vs. Iowa State, 10-10-09
Todd Reesing, So.	49	vs. Missouri, 11-24-07
Adam Barmann, So.	49	vs. Nebraska, 10-2-04
15. Adam Barmann, So.	48	vs. Northwestern, 9-18-04
Kelly Donohoe, Sr.	48	vs. Iowa State, 10-7-89
17. Jordan Webb, Fr.	46	vs. Kansas State, 10-14-10
Adam Barmann, So.	46	vs. Texas Tech, 9-25-04
David Jaynes, Jr.	46	vs. Washington St., 9-9-72
20. Ryan Willis, So.	45	vs. TCU, 10-8-16
Zac Wegner, Jr.	45	vs. UAB, 9-26-98
Mark Williams, Sr.	45	vs. Nebraska, 11-11-95

Touchdown Passes	No.	Opponent, Date
1. Todd Reesing, So.	6	vs. Nebraska, 11-3-07
2. Ralph Miller, So.	5	vs. Washburn, 10-8-38
3. Todd Reesing, Sr.	4	vs. Missouri, 11-28-09
Todd Reesing, Sr.	4	vs. Iowa State, 10-10-09
Todd Reesing, Jr.	4	vs. Minnesota, 12-31-08
Todd Reesing, Jr.	4	vs. Missouri, 11-29-08
Todd Reesing, So.	4	vs. Iowa State, 11-17-07
Todd Reesing, So.	4	vs. Toledo, 9-15-07
Todd Reesing, So.	4	vs. Central Michigan, 9-1-07
Jason Swanson, Sr.	4	vs. Houston, 12-23-05
Adam Barmann, So.	4	vs. Toledo, 9-11-04
Adam Barmann, Fr.	4	vs. Texas A&M, 11-1-03
Bill Whittemore, Sr.	4	vs. Wyoming, 9-13-03
Matt Johner, Jr.	4	vs. Utah, 9-28-96
Chip Hilleary, Sr.	4	vs. Iowa State, 10-17-92
Kelly Donohoe, Sr.	4	vs. Louisville, 9-9-89
Mike Orth, Sr.	4	vs. Southern Illinois, 10-4-86
Mike Norseth, Sr.	4	vs. Eastern Illinois, 10-5-85

Longest Pass Play	Yards	Opponent, Date
1. Kelly Donohoe to Willie Vaughn	98	vs. Colorado, 1987
2. Bill Fenton to Willie Smith	97	vs. Texas Tech, 1965
3. Carter Stanley to LaQuivonte Gonzalez	95	vs. Kansas State, 2016
4. Kelly Donohoe to Willie Vaughn	89	vs. Nebraska, 1988
5. Mike Norseth to Richard Estell	87	vs. Missouri, 1984
6. Todd Reesing to Marcus Henry	82	vs. Oklahoma State, 2007
7. Kelly Donohoe to Quintin Smith	80†	vs. Nebraska, 1989
Frank Seurer to Bob Johnson	80	vs. Oklahoma State, 1982
Norris Banks to David Verser	80	vs. Texas A&M, 1977
Larry McKown to Homer Floyd	80	vs. Missouri, 1958
Dick Gilman to Bryan Sperry	80	vs. Nebraska, 1948
12. Phil Basler to Ron Jessie	79	vs. Missouri, 1969
13. Michael Cummings to Nigel King	78	vs. TCU, 2014
Adam Barmann to Brandon Rideau	78	vs. Oklahoma, 2004
15. Jake Heaps to Tony Pierson	77	vs. Rice, 2013
Mario Kinsey to Roger Ross	77	vs. Oklahoma, 2001
Dysten Smith to Roger Ross	77	vs. Oklahoma, 2000
Dysten Smith to Michael Chandler	77	vs. Nebraska, 1999
Zac Wegner to Termaine Fulton	77	vs. Texas, 1997
Matt Johner to Isaac Byrd	77	vs. Nebraska, 1996
Kelly Donohoe to Kenny Drayton	77	vs. Kent State, 1989

† - non-scoring

# 3,000-YARD PASSING SEASONS

## SOPHOMORE | 2007

### TODD REESING

OPPONENT	C-A-I	YDS
C. MICHIGAN	20-29-0	261
SE LA	13-23-0	257
TOLEDO	17-36-0	313
FIU	23-37-1	368
at Kansas State	22-35-3	267
BAYLOR	14-31-0	186
at Colorado	20-29-0	153
at Texas A&M	21-33-0	180
NEBRASKA	30-41-0	354
at Oklahoma State	27-40-0	318
IOWA STATE	21-26-0	253
vs. Missouri	28-49-2	349
vs. Va. Tech	20-37-1	227
<b>TOTALS</b>	<b>276-446-7</b>	<b>3,486</b>

## JUNIOR | 2008

### TODD REESING

OPPONENT	C-A-I	YDS
FIU	37-52-1	256
LA Tech	32-38-0	412
at USF	34-51-1	381
SAM HOUSTON ST.	23-38-0	356
at Iowa State	18-26-1	319
COLORADO	27-34-0	256
at Oklahoma	24-41-2	342
TEXAS TECH	16-26-3	154
KANSAS STATE	14-23-1	162
at Nebraska	15-30-1	304
TEXAS	25-50-0	258
vs. Missouri	37-51-2	375
vs. Minnesota	27-35-1	313
<b>TOTALS</b>	<b>329-495-13</b>	<b>3,888</b>

## SENIOR | 2009

### TODD REESING

OPPONENT	C-A-I	YDS
No. Colorado	13-20-0	208
at UTEP	25-41-1	260
DUKE	28-41-0	338
USM	30-41-1	331
IOWA STATE	37-49-1	442
at Colorado	30-51-1	401
OKLAHOMA	22-42-3	224
at Texas Tech	20-35-0	181
at Kansas State	27-41-1	241
NEBRASKA	19-41-0	236
at Texas	25-39-1	256
vs. Missouri	37-55-1	498
<b>TOTALS</b>	<b>313-496-10</b>	<b>3,616</b>

## YEARLY LEADERS

Year	Player	C	A	Pct.	Int.	TD	Yds.
1937	Lyman Diven, Jr.	21	60	.350	3	--	207
1938	Ralph Miller, So.	25	53	.472	2	--	407
1939	Ralph Miller, Jr.	23	37	.622	4	--	261
1940	Ed Hall, Jr.	22	52	.420	8	--	251
1941	Ralph Miller, Sr.	54	100	.540	12	3	657
1942	Ray Evans, So.	101	200	.505	9	7	1,117
1943	Bob George	18	37	.486	3	--	288
1944	Charlie Moffatt, So.	24	58	.413	4	--	222
1945	George Gear, Fr.	21	58	.362	4	--	223
1946	Ray Evans, Jr.	17	39	.435	4	5	379
1947	Ray Evans, Sr.	30	60	.500	0	4	598
1948	Dick Gilman, Jr.	44	129	.341	14	14	945
1949	Dick Gilman, Sr.	49	118	.415	16	4	885
1950	Chet Strehlow, So.	32	88	.363	12	8	651
1951	Jerry Robertson, Jr.	54	113	.478	8	10	925
1952	Jerry Robertson, Sr.	55	101	.545	11	6	868
1953	John McFarland, So.	28	79	.354	7	1	343
1954	Bev Buller, Jr.	18	51	.353	9	3	303
1955	Wally Strauch, So.	28	76	.368	11	3	498
1956	Wally Strauch, Jr.	32	80	.400	10	5	596
1957	Wally Strauch, Sr.	26	43	.604	3	3	320
1958	Larry McKnown, Sr.	10	23	.435	1	2	219
1959	Lee Flachsbarth, So.	14	27	.518	3	2	345
1960	John Hadl, Jr.	43	87	.494	5	3	566
1961	John Hadl, Sr.	44	93	.473	6	7	665
1962	Roger McFarland, Sr.	28	86	.325	4	--	366
1963	Steve Renko, So.	31	86	.360	8	3	505
1964	Bobby Skahan, So.	41	78	.525	1	2	550
1965	Bill Fenton, Jr.	35	104	.337	9	2	500
1966	Bobby Skahan, Sr.	23	47	.489	5	0	299
1967	Bobby Douglass, Jr.	82	173	.474	11	7	1,326
1968	Bobby Douglass, Sr.	84	168	.500	6	12	1,316
1969	Phil Basler, So.	40	110	.364	8	4	746
1970	Dan Heck, Jr.	81	188	.431	15	10	1,169
1971	David Jaynes, So.	64	137	.467	8	7	748
1972	David Jaynes, Jr.	153	287	.533	21	15	2,253
1973	David Jaynes, Sr.	172	330	.521	9	13	2,131
1974	Scott McMichael, So.	74	156	.474	13	5	1,044
1975	Nolan Cromwell, Jr.	20	49	.408	4	3	333
1976	Nolan Cromwell, Sr.	13	43	.302	3	1	273
1977	Brian Bethke, Jr.	23	53	.434	5	1	384
1978	Harry Sydney, So.	44	107	.411	8	2	605
1979	Brian Bethke, Sr.	59	108	.550	5	5	874
1980	Frank Seurer, Fr.	64	146	.438	11	5	797
1981	Frank Seurer, So.	89	176	.506	11	4	1,199
1982	Frank Seurer, Jr.	127	259	.490	15	7	1,625
1983	Frank Seurer, Sr.	187	353	.530	19	14	2,789
1984	Mike Norseth, Jr.	136	239	.569	6	9	1,682
1985	Mike Norseth, Sr.	227	408	.556	11	15	2,995
1986	Mike Orth, Sr.	144	290	.496	12	7	1,548
1987	Kelly Donohoe, So.	72	144	.500	12	3	981
1988	Kelly Donohoe, Jr.	131	258	.508	13	9	1,844
1989	Kelly Donohoe, Sr.	141	256	.551	13	12	2,125
1990	Chip Hilleary, So.	129	224	.576	11	7	1,730
1991	Chip Hilleary, Jr.	98	188	.521	5	6	1,267



**BILL WHITTEMORE**

1992	Chip Hilleary, Sr.	106	215	.493	11	12	1,583
1993	Asheiki Preston, Jr.	97	159	.610	3	3	1,233
1994	Asheiki Preston, Sr.	88	156	.564	6	7	1,168
1995	Mark Williams, Sr.	174	282	.617	10	14	1,957
1996	Matt Johner, Jr.	96	185	.519	4	10	1,232
1997	Zac Wegner, So.	66	144	.458	5	4	970
1998	Zac Wegner, Jr.	91	186	.489	6	7	1,367
1999	Dylen Smith, Jr.	135	263	.513	7	12	1,599
2000	Dylen Smith, Sr.	140	306	.458	11	10	1,963
2001	Mario Kinsey, Fr.	88	202	.436	11	7	1,215
2002	Bill Whittemore, Jr.	151	305	.495	6	11	1,666
2003	Bill Whittemore, Sr.	159	263	.605	6	18	2,385
2004	Adam Barmann, So.	141	262	.538	9	12	1,427
2005	Jason Swanson, Sr.	105	190	.553	10	7	1,223
2006	Kerry Meier, Fr.	104	184	.565	10	13	1,193
2007	Todd Reesing, So.	276	446	.619	7	33	3,486
2008	Todd Reesing, Jr.	495	329	.665	13	32	3,888
2009	Todd Reesing, Sr.	313	496	.631	10	22	3,616
2010	Jordan Webb, Fr.	121	214	.565	8	7	1,195
2011	Jordan Webb, So.	179	281	.637	12	13	1,884
2012	Dayne Crist, Sr.	103	216	.477	9	4	1,313
2013	Jake Heaps, Jr.	128	261	.490	10	8	1,414
2014	Michael Cummings, Jr.	137	244	.561	6	9	1,715
2015	Ryan Willis, Fr.	164	315	.521	10	9	1,719
2016	Montell Cozart, Jr.	112	191	.586	9	7	1,075

Kt

Mj

Cs

O

R

Rb

H

## RECEIVING

## CAREER RECORDS

Total Yards	Yards	Years
1. Dezmon Briscoe	3,240	2007-09
2. Kerry Meier	2,309	2006-09
3. Willie Vaughn	2,266	1985-88
4. Mark Simmons	2,161	2002-05
5. Richard Estell	1,997	1982-85
6. Emmett Edwards	1,808	1972-74
7. Bob Johnson	1,779	1981-83
8. Brandon Rideau	1,636	2001-04
9. Marcus Henry	1,599	2004-07
10. Termaine Fulton	1,565	1997-2001
11. Quintin Smith	1,547	1987-89
12. Harrison Hill	1,535	1997-2001
13. Dexton Fields	1,518	2005-08
14. David Verser	1,476	1977-80
15. Isaac Byrd	1,441	1994-96
16. Bruce Adams	1,438	1972-74
17. Kenny Drayton	1,427	1988-91
18. Charles Gordon	1,252	2003-05
19. Ashaundai Smith	1,251	1992-95
20. Clark Green	1,229	2002-05

Receptions	No.	Years
1. Kerry Meier	226	2006-09
2. Dezmon Briscoe	219	2007-09
3. Mark Simmons	155	2002-05
4. Willie Vaughn	133	1985-88
5. Brandon Rideau	131	2001-04
6. Dexton Fields	129	2005-08
7. Clark Green	122	2002-05
8. Richard Estell	117	1982-85
9. Harrison Hill	108	1997-2001
10. Charles Gordon	106	2003-05
11. Emmett Edwards	105	1972-74
12. Marcus Henry	104	2004-07
13. Steven Sims Jr.	102	2015-Present
14. Isaac Byrd	101	1995-96
15. Daymond Patterson	98	2008-12
Derek Fine	98	2003-07
17. Kenny Drayton	97	1988-91
Quintin Smith	97	1987-89
19. Ashaundai Smith	91	1992-95
20. Termaine Fulton	88	1997-2001
21. Bob Johnson	87	1981-83
John Mosier	87	1967-69

Touchdown Receptions	No.	Years
1. Dezmon Briscoe	31	2007-09
2. Kerry Meier	18	2006-09
3. Willie Vaughn	17	1985-88
Bruce Adams	17	1972-74
5. Mark Simmons	16	2002-05
6. Dexton Fields	15	2005-08
7. Brandon Rideau	14	2001-04
8. Marcus Henry	13	2004-07
9. Isaac Byrd	12	1994-96
10. Jimmay Mundine	11	2011-14
Termaine Fulton	11	1997-2001
David Verser	11	1977-80
13. Derek Fine	10	2003-07
Dwayne Chandler	10	1990-93
Bob Johnson	10	1981-83

## Average Yards Per Catch

(Min. 50 catches)	21.18, Dwayne Chandler, 1990-93 (54 for 1,144)
(Min. 100)	17.2, Emmett Edwards, 1972-74 (105 for 1,808)

## 100-Yard Games

14 - Dezmon Briscoe	2007-09	(7 in 2008, 7 in 2009)
10 - Kerry Meier	2006-09	(5 in 2008, 5 in 2009)
8 - Willie Vaughn	1985-88	(2 in 1985, 2 in 1987, 4 in 1988)
6 - Richard Estell	1982-85	(1 in 1983, 1 in 1984, 4 in 1985)
6 - Bob Johnson	1981-83	(1 in 1982, 5 in 1983)

## Receptions By A Tight End

	No.	Years
1. Derek Fine	98	2003-07
2. John Mosier	87	1967-69
3. Jimmay Mundine	86	2011-14
4. John Baker	78	1986-89
5. John Schroll	68	1970-72

## Receptions By A Running Back

	No.	Years
1. Clark Green	122	2002-05
2. Jake Sharp	86	2006-09
3. James Sims	72	2010-13
4. June Henley	61	1993-96
5. Robert Miller	56	1972-74

## SEASON RECORDS

Yards	Yards	Year
1. Dezmon Briscoe, So.	1,407	2008
2. Dezmon Briscoe, Jr.	1,337	2009
3. Bob Johnson, Sr.	1,144	1983
4. Richard Estell, Sr.	1,109	1985
5. Kerry Meier, Jr.	1,045	2008
6. Marcus Henry, Sr.	1,014	2007
7. Kerry Meier, Sr.	985	2009
8. Quintin Smith, Sr.	898	1989
9. Steven Sims Jr., So.	859	2016
10. Isaac Byrd, Sr.	840	1996
11. Dexton Fields, Jr.	834	2007
12. Willie Vaughn, Sr.	812	1988
13. Emmett Edwards, Jr.	802	1973
14. Charles Gordon, Fr.	769	2003
Mark Simmons, So.	769	2003
16. LaQuvionte Gonzalez, Jr.	729	2016
17. Bruce Adams, So.	704	1972
18. Brandon Rideau, Jr.	677	2003
19. Willie Vaughn, Jr.	672	1987
20. Mark Simmons, Sr.	631	2005

## Receptions

	No.	Year
1. Kerry Meier, Sr.	102	2009
2. Kerry Meier, Jr.	97	2008
3. Dezmon Briscoe, So.	92	2008
4. Dezmon Briscoe, Jr.	84	2009
5. Steven Sims Jr., So.	72	2016
6. Richard Estell, Sr.	70	1985
7. Dexton Fields, Jr.	63	2007
8. LaQuvionte Gonzalez	62	2016
9. Daymond Patterson, Jr.	60	2010
10. Charles Gordon, Sr.	57	2003
11. Marcus Henry, Sr.	54	2007
12. Isaac Byrd, Sr.	53	1996
13. Brandon Rideau, Sr.	51	2004
Brandon Rideau, Jr.	51	2003
15. Quintin Smith, Sr.	50	1989

# RECEIVING

16. Emmett Edwards, Jr.	49	1973
17. Mark Simmons, So.	48	2004
Isaac Byrd, Jr.	48	1995
19. Harrison Hill, Jr.	47	2000
20. Derek Fine, Sr.	46	2007

Touchdown Receptions	No.	Year
1. Dezmon Briscoe, So.	15	2008
2. Marcus Henry, Sr.	10	2007
3. Dezmon Briscoe, Jr.	9	2009
4. Kerry Meier, Sr.	8	2009
Kerry Meier, Jr.	8	2008
Quintin Smith, Sr.	8	1989
Bruce Adams, So.	8	1972
<b>8. Steven Sims Jr., So.</b>	<b>7</b>	<b>2016</b>
Dezmon Briscoe, Fr.	7	2007
Brandon Rideau, Sr.	7	2004
Mark Simmons, So.	7	2003
Isaac Byrd, Sr.	7	1996
Bruce Adams, Jr.	7	1973
14. Dexton Fields, Jr.	6	2007
Brandon Rideau, Jr.	6	2003
Dwayne Chandler, Jr.	6	1992
Willie Vaughn, Sr.	6	1988

Yards Per Catch	
(Min. 10 catches)	30.2, Termaine Fulton, So., 1998 (10 for 302)
(Min. 25)	26.9, Willie Vaughn, Jr., 1987 (25 for 672)
(Min. 35)	20.8, Willie Vaughn, Sr., 1988 (39 for 812)
(Min. 50)	19.7, Bob Johnson, Sr., 1983 (58 for 1,144)

100-Yard Games	No.	Year
1. Dezmon Briscoe, Jr.	7	2009
Dezmon Briscoe, So.	7	2008
3. Kerry Meier, Sr.	5	2009
Kerry Meier, Jr.	5	2008
Marcus Henry, Sr.	5	2007
Bob Johnson, Sr.	5	1983
<b>7. Steven Sims Jr., So.</b>	<b>4</b>	<b>2016</b>
Isaac Byrd, Sr.	4	1996
Willie Vaughn, Sr.	4	1988
Richard Estell, Sr.	4	1985

Consecutive 100-Yard Games	No.	Year
1. Dezmon Briscoe, So.	4	2008
2. Kerry Meier, Sr.	3	2009
Kerry Meier, Jr.	3	2008
Marcus Henry, Sr.	3	2007
Isaac Byrd, Sr.	3	1996
Willie Vaughn, Sr.	3	1988
Bob Johnson, Sr.	3	1983

Season Receptions By A Tight End	No.	Year
1. Derek Fine, Sr.	46	2007
2. Jimmay Mundine, Sr.	45	2014
3. John Schroll, Jr.	40	1971
4. John Mosier, So.	37	1967
5. Lyonel Anderson, Sr.	33	2004

Season Receptions By A Running Back	No.	Year
1. Clark Green, So.	44	2003
2. Clark Green, Fr.	37	2002
3. John Randle, So.	35	2004
4. Jake Sharp, Sr.	34	2009
Arnold Snell, So.	34	1986

## GAME RECORDS

Total Yards	Yards	Opponent, Date
1. Dezmon Briscoe, So.	269	vs. Oklahoma, 10-18-08
2. Dezmon Briscoe, Jr.	242	vs. Missouri, 11-28-09
3. Quintin Smith, Sr.	221	vs. Louisville, 9-9-89
4. Bob Johnson, Sr.	208	vs. Kansas State, 10-15-83
5. Bob Johnson, Sr.	203	vs. Colorado, 11-5-83
6. Dezmon Briscoe, So.	201	vs. Minnesota, 12-31-08
7. Marcus Henry, Sr.	199	vs. Oklahoma State, 11-10-07
8. Darren Green, Sr.	197	vs. USC, 9-24-83
9. Richard Estell, Sr.	187	vs. Indiana State, 9-21-85
10. Dezmon Briscoe, Jr.	186	vs. Iowa State, 10-10-09
11. Dezmon Briscoe, Jr.	181	vs. Texas Tech, 10-31-09
12. Johnathan Wilson, So.	179	vs. USF, 9-12-08
13. Isaac Byrd, Sr.	178	vs. Kansas State, 11-9-96
14. Dezmon Briscoe, So.	176	vs. Nebraska, 11-8-08
15. Bob Johnson, Sr.	175	vs. Missouri, 11-19-83
16. Richard Estell, Sr.	174	vs. Vanderbilt, 9-21-85
17. Quintin Smith, Sr.	169	vs. Nebraska, 11-11-89
Richard Estell, Sr.	169	vs. Missouri, 11-23-85
19. Willie Vaughn, Sr.	161	vs. Oklahoma, 10-29-88
20. Isaac Byrd, Sr.	158	vs. Iowa State, 11-2-96

Receptions	No.	Opponent, Date
1. Kerry Meier, Sr.	16	vs. Iowa State, 10-10-09
2. Dezmon Briscoe, Jr.	14	vs. Missouri, 11-28-09
Dezmon Briscoe, So.	14	vs. Minnesota, 12-31-08
Kerry Meier, Jr.	14	vs. Missouri, 11-29-08
5. Dezmon Briscoe, Jr.	12	vs. Iowa State, 10-10-09
Dezmon Briscoe, So.	12	at Oklahoma, 10-18-08
7. Kerry Meier, Sr.	11	at Colorado, 10-17-09
Kerry Meier, Jr.	11	at South Florida, 9-12-08
Dexton Fields, Jr.	11	vs. Iowa State, 11-17-07
Isaac Byrd, Sr.	11	vs. Iowa State, 11-2-96
Quintin Smith, Sr.	11	vs. Louisville, 9-9-89
Willie Vaughn, So.	11	vs. Colorado, 11-8-86
13. Kerry Meier, Sr.	10	vs. Missouri, 11-28-09
Kerry Meier, Sr.	10	vs. Southern Miss., 9-26-09
Kerry Meier, Jr.	10	vs. Minnesota, 12-31-08
Johnathan Wilson, So.	10	at USF, 9-12-08
Bob Johnson, Sr.	10	vs. Kansas State, 10-15-83

Touchdown Receptions	No.	Opponent, Date
1. Quintin Smith, Sr.	4	vs. Louisville, 9-9-89
2. Dezmon Briscoe, So.	3	vs. Minnesota, 12-31-08
Dezmon Briscoe, So.	3	vs. FIU, 8-30-08
Marcus Henry, Sr.	3	vs. Oklahoma State, 11-10-07
Dezmon Briscoe, Fr.	3	vs. Nebraska, 11-03-07

Average Per Catch	
(Min. 5 catches)	32.2, Willie Vaughn vs. Oklahoma, 1988 (5 for 161)
(Min. 8)	25.4, Bob Johnson vs. Colorado, 1983 (8 for 203)
(Min. 10)	20.8, Bob Johnson vs. Kansas State, 1983 (10 for 208)

## 100-YARD RECEIVING GAMES

(SINCE 1974)

Rec.-Yds.	Player	Opponent	Year
4-107	Emmett Edwards, Sr.	Florida State	1974
5-121	Emmett Edwards, Sr.	Texas A&M	1974
3-123	Waddell Smith, Sr.	Wisconsin	1976
3-102	David Verser, So.	Kansas State	1978
5-100	David Verser, Jr.	Syracuse	1979
4-109	David Verser, Sr.	Syracuse	1980
3-103	David Verser, Sr.	Kansas State	1980
2-107	David Verser, Sr.	Colorado	1980
5-131	Wayne Capers, Jr.	Colorado	1981
4-128	Robert Johnson, Jr.	TCU	1982
7-197	Darren Green, Sr.	USC	1983
3-154	Robert Johnson, Sr.	Iowa State	1983
10-208	Robert Johnson, Sr.	Kansas State	1983
8-105	Robert Johnson, Sr.	Okla. State	1983
5-144	Richard Estell, So.	Nebraska	1983
7-108	Sandy McGee, Jr.	Missouri	1983
8-175	Robert Johnson, Sr.	Missouri	1983
6-141	Johnny Holloway, So.	Florida State	1984
3-120	Richard Estell, Jr.	Missouri	1984
6-107	Johnny Holloway, Jr.	Hawai'i	1985
6-153	Willie Vaughn, Fr.	Vanderbilt	1985
9-174	Richard Estell, Sr.	Vanderbilt	1985
7-187	Richard Estell, Sr.	Indiana State	1985
5-117	Willie Vaughn, Fr.	E. Illinois	1985
8-126	Richard Estell, Sr.	Colorado	1985
8-169	Richard Estell, Sr.	Missouri	1985
5-156	Willie Vaughn, Jr.	Kansas State	1987
6-120	Quintin Smith, So.	Iowa State	1987
6-106	Willie Vaughn, Jr.	Okla. State	1987
5-113	Willie Vaughn, Sr.	N.M. State	1988
4-114	Willie Vaughn, Sr.	Nebraska	1988
6-110	Willie Vaughn, Sr.	Colorado	1988
5-161	Willie Vaughn, Sr.	Oklahoma	1988
11-221	Quintin Smith, Sr.	Louisville	1989
2-120	Kenny Drayton, So.	Kansas State	1989
6-152	Jim New, So.	Iowa State	1989
4-100	Kenny Drayton, So.	Okla. State	1989
9-169	Quintin Smith, Sr.	Nebraska	1989
5-105	Chad Fette, So.	Louisville	1990
4-116	Rob Licursi, Jr.	Kansas State	1990
9-102	Rob Licursi, Jr.	Okla. State	1990
5-111	Kenny Drayton, Jr.	Okla. State	1990
4-115	Dwayne Chandler, Jr.	Ball State	1992
5-100	Dwayne Chandler, Jr.	Iowa State	1992
3-101	Dwayne Chandler, Sr.	W. Carolina	1993
5-153	Ashaundai Smith, Jr.	Colorado	1994
6-118	Ashaundai Smith, Sr.	North Texas	1995
5-104	Isaac Byrd, Jr.	Missouri	1995
7-129	Isaac Byrd, Sr.	Texas Tech	1996
4-111	Isaac Byrd, Sr.	Nebraska	1996
11-158	Isaac Byrd, Sr.	Iowa State	1996
9-178	Isaac Byrd, Sr.	Kansas State	1996
4-138	Termaine Fulton, Fr.	Texas	1997
4-113	Termaine Fulton, So.	Illinois	1998
5-107	Harrison Hill, Jr.	San Diego State	1999
5-122	Harrison Hill, Jr.	Missouri	1999
8-144	Harrison Hill, Sr.	Oklahoma	2000
8-114	Harrison Hill, Sr.	Kansas State	2000
6-101	Byron Gasaway, Sr.	Missouri	2002
5-106	Brandon Rideau, Jr.	Jacksonville St.	2003
5-107	Brandon Rideau, Jr.	Colorado	2003
6-152	Mark Simmons, So.	Colorado	2003
9-109	Brandon Rideau, Jr.	N.C. State	2003
8-135	Mark Simmons, Sr.	Texas	2004
8-100	Brandon Rideau, Sr.	Missouri	2004
6-106	Mark Simmons, Sr.	La. Tech	2005
6-100	Mark Simmons, Sr.	Nebraska	2005
8-108	Dexton Fields, So.	Nebraska	2006
8-129	Brian Murph, Sr.	Nebraska	2006
7-103	Marcus Henry, Sr.	C. Michigan	2007
5-119	Marcus Henry, Sr.	Southeastern La.	2007
7-133	Marcus Henry, Sr.	Toledo	2007
6-101	Marcus Henry, Sr.	Nebraska	2007
8-199	Marcus Henry, Sr.	Oklahoma State	2007
11-109	Dexton Fields, Jr.	Iowa State	2007
8-116	Dexton Fields, Jr.	Missouri	2007
7-101	Dexton Fields, Jr.	Virginia Tech	2007
7-146	Dezmon Briscoe, So.	Louisiana Tech	2008

8-130	Daymond Patterson, Fr.	Louisiana Tech	2008
10-179	Johnathan Wilson, So.	South Florida	2008
11-120	Kerry Meier, Jr.	South Florida	2008
8-136	Kerry Meier, Jr.	Sam Houston State	2008
5-124	Dezmon Briscoe, So.	Sam Houston State	2008
7-125	Kerry Meier, Jr.	Iowa State	2008
3-107	Jake Sharp, Jr.	Iowa State	2008
12-269	Dezmon Briscoe, So.	Oklahoma	2008
7-182	Dezmon Briscoe, So.	Nebraska	2008
9-115	Dezmon Briscoe, So.	Texas	2008
9-115	Dezmon Briscoe, So.	Missouri	2008
14-106	Kerry Meier, Jr.	Missouri	2008
14-201	Dezmon Briscoe, So.	Minnesota	2008
10-113	Kerry Meier, Jr.	Minnesota	2008
5-115	Kerry Meier, Sr.	No. Colorado	2009
8-154	Dezmon Briscoe, Jr.	UTEP	2009
6-117	Dezmon Briscoe, Jr.	Duke	2009
10-141	Kerry Meier, Sr.	So. Mississippi	2009
12-186	Dezmon Briscoe, Jr.	Iowa State	2009
16-142	Kerry Meier, Sr.	Iowa State	2009
8-154	Dezmon Briscoe, Jr.	Colorado	2009
11-103	Kerry Meier, Sr.	Colorado	2009
9-181	Dezmon Briscoe, Jr.	Texas Tech	2009
10-127	Kerry Meier, Sr.	Nebraska	2009
5-101	Dezmon Briscoe, Jr.	Texas	2009
14-242	Dezmon Briscoe, Jr.	Missouri	2009
3-107	JaCorey Shepherd, Fr.	McNeese State	2011
3-100	Andrew Turzilli, So.	TCU	2012
6-118	Tony Pierson, Jr.	Texas Tech	2013
5-101	Nigel King, Jr.	Iowa State	2014
5-128	Nigel King, Jr.	TCU	2014
7-137	Jimmy Mundine, Sr.	TCU	2014
6-115	Tre' Parmalee, Sr.	Oklahoma State	2015
<b>5-124</b>	<b>Steven Sims Jr., So.</b>	<b>Rhode Island</b>	<b>2016</b>
<b>4-114</b>	<b>Steven Sims Jr., So.</b>	<b>Ohio</b>	<b>2016</b>
<b>8-131</b>	<b>LaQuivonte Gonzalez, Jr.</b>	<b>TCU</b>	<b>2016</b>
<b>9-101</b>	<b>Steven Sims Jr., So.</b>	<b>TCU</b>	<b>2016</b>
<b>6-106</b>	<b>LaQuivonte Gonzalez, Jr.</b>	<b>Oklahoma State</b>	<b>2016</b>
<b>9-124</b>	<b>Steven Sims Jr., So.</b>	<b>West Virginia</b>	<b>2016</b>
<b>5-127</b>	<b>LaQuivonte Gonzalez, Jr.</b>	<b>Kansas State</b>	<b>2016</b>

## YEARLY LEADERS

Year	Player	No.	Yds.
1937	Max Replogle, Jr.	18	180
1938	Max Replogle, Sr.	12	259
1939	Jake Fry, So.	11	137
1940	Don Pollom, So.	14	158
1941	Ray Evans, So.	18	235
1942	Otto Schnellbacher, So.	25	366
1943	Charlie Moffatt, Fr.	15	230
1944	Dwight Sutherland, Sr.	8	148
1945	Norm Pumphrey	12	212
1946	Otto Schnellbacher, Jr.	16	342
1947	Otto Schnellbacher, Sr.	17	361
1948	Bryan Sperry, Sr.	21	343
1949	Lyn Smith, So.	20	358
1950	Lyn Smith, Jr.	14	309
1951	Orban Tice, Sr.	19	363
1952	Charlie Hoag, Sr.	16	380
1953	Harold Patterson, Sr.	10	179
1954	Joe Held, So.	5	116
1955	Jim Letcavits, So.	9	169
1956	Jim Letcavits, Jr.	14	246
1957	Jim Letcavits, Jr.	10	176
1958	Homer Floyd, Sr.	15	307
1959	John Hadl, So.	7	126
1960	Curtis McClinton, Jr.	11	184
1961	Curtis McClinton, Sr.	10	166
1962	Lloyd Buzzi, Jr.	6	118
1963	Gale Sayers, Jr.	11	155
1964	Gale Sayers, Jr.	17	182
1965	Sim Stokes, Jr.	25	271
1966	Halley Kampschroeder, Sr.	18	278
1967	John Mosier, So.	37	495
1968	George McGowan, Jr.	32	592
1969	John Mosier, Sr.	25	339
1970	Ron Jessie, Sr.	18	308
1971	John Schroll, Jr.	40	491
1972	Bruce Adams, So.	39	704
1973	Emmett Edwards, Jr.	49	802
1974	Emmett Edwards, Sr.	30	542
1975	Waddell Smith, Jr.	9	197
1976	Waddell Smith, Sr.	10	221
1977	David Verser, Fr.	11	220
1978	Kevin Murphy, Fr.	20	346
1979	David Verser, Jr.	21	463
1980	David Verser, Sr.	30	576
1981	Wayne Capers, Jr.	36	629
1982	Wayne Capers, Sr.	25	383
1983	Bob Johnson, Sr.	58	1,144
1984	Richard Estell, Jr.	25	500
1985	Richard Estell, Sr.	70	1,109
1986	Willie Vaughn, So.	41	341
1987	John Baker, So.	27	300
1988	Willie Vaughn, Sr.	39	812
1989	Quintin Smith, Sr.	50	898
1990	Kenny Drayton, Jr.	34	506
1991	Kenny Drayton, Sr.	34	439
1992	Matt Gay, Sr.	30	425
1993	Ashaundai Smith, So.	27	256
1994	Ashaundai Smith, Jr.	22	426
1995	Isaac Byrd, Jr.	48	604
1996	Isaac Byrd, Sr.	53	840
1997	Michael Chandler, So.	21	311
1998	Harrison Hill, Fr.	28	391
1999	Michael Chandler, Sr.	36	473
2000	Harrison Hill, Jr.	47	591
2001	Roger Ross, Sr.	39	493
2002	Byron Gasaway, Sr.	39	490
2003	Charles Gordon, Fr.	57	769
2004	Brandon Rideau, Sr.	51	597
2005	Mark Simmons, Sr.	44	631
2006	Dexton Fields, So.	45	455
2007	Dexton Fields, Jr.	63	834
2008	Kerry Meier, Jr.	97	1,045
2009	Kerry Meier, Sr.	102	985
2010	Daymond Patterson, Jr.	60	487
2011	D.J. Beshears, Jr.	40	437
2012	Kale Pick, Sr.	26	390
2013	Tony Pierson, Jr.	24	333
2014	Jimmy Mundine, Sr.	45	584
2015	Tre' Parmalee, Sr.	41	599
<b>2016</b>	<b>Steven Sims Jr., So.</b>	<b>72</b>	<b>859</b>



KERRY MEIER



# TOTAL OFFENSE

## CAREER RECORDS

Offensive Yards	Yards	Years	Breakdown
1. Todd Reesing	11,840	2006-09	(11,194 pass, 646 rush)
2. Frank Seurer	6,112	1980-83	(6,410 pass, -298 rush)
3. Chip Hilleary	5,888	1989-92	(4,598 pass, 1,290 rush)
4. Kelly Donohoe	5,228	1986-89	(5,382 pass, 154 rush)
5. Bill Whittemore	5,134	2002-03	(4,051 pass, 1,083 rush)
6. Mike Norseth	4,996	1984-85	(4,677 pass, 319 rush)
7. David Jaynes	4,639	1971-73	(5,132 pass, 493 rush)
8. Dylen Smith	4,084	1999-2000	(3,562 pass, 522 rush)
9. June Henley	3,841	1993-96	(3,841 rush)
10. Bobby Douglass	3,832	1966-68	(2,817 pass, 1,015 rush)
11. Ray Evans	3,799	1941-42, 46-47	(2,368 pass, 1,431 rush)
12. Tony Sands	3,788	1988-91	(3,788 rush)
13. James Sims	3,592	2010-13	(3,592 rush)
14. Adam Barmann	3,103	2003-06	(3,020 pass, 83 rush)
15. Jordan Webb	3,077	2009-11	(3,077 pass, 624 rush)

### By a Freshman

1,640	Ryan Willis, 2015	(1,719 pass, -79 rush)
1,539	Kerry Meier, 2006	(1,193 pass, 346 rush)

### By a Running Back

1,457	Jon Cornish, 2006	(1,457 rush)
1,442	Tony Sands, 1991	(1,442 rush)

Offensive Plays	No.	Years	Breakdown
1. Todd Reesing	1,796	2006-09	(1,461 pass, 335 rush in 41 g)
2. Frank Seurer	1,181	1980-83	(934 pass, 247 rush in 42 g)
3. David Jaynes	986	1971-73	(754 pass, 232 rush in 28 g)
4. Montell Cozart	968	2013-16	(487 pass, 481 rush in 27 g)
Kelly Donohoe	968	1986-89	(754 pass, 223 rush in 34 g)
6. Chip Hilleary	926	1989-92	(636 pass, 290 rush in 38 g)
7. Mike Norseth	876	1984-85	(647 pass, 229 rush in 23 g)
8. Bill Whittemore	832	2002-03	(568 pass, 264 rush in 19 g)
9. June Henley	823	1993-96	(823 rush in 42 g)
10. James Sims	798	2010-13	(798 rush in 44 g)

Touchdowns	No. (Pass, Rush, Return)	Years
1. Todd Reesing	105 (90 pass, 15 rush)	2006-09
2. Bill Whittemore	50 (29 pass, 21 rush)	2002-03
3. Chip Hilleary	48 (25 pass, 23 rush)	1989-92
4. June Henley	43 (42 rush, 1 kick return)	1993-96
5. David Jaynes	40 (35 pass, 5 rush)	1971-73

Total Offensive Yards Per Game	Avg.	Years
1. Todd Reesing	288.8	2006-09
2. Bill Whittemore	270.2	2002-03
3. Mike Norseth	217.2	1984-85
4. Dylen Smith	177.5	1999-2000
5. David Jaynes	165.6	1971-73

## SEASON RECORDS

**4,112** 2008 | 4,112 YARDS | 3,888 PASS, 224 RUSH  
TODD REESING  
YARDS

**3,735** 2009 | 3,735 YARDS | 3,616 PASS, 119 RUSH  
TODD REESING  
YARDS

**3,683** 2007 | 3,683 YARDS | 3,486 PASS, 197 RUSH  
TODD REESING  
YARDS

**3,214** 1985 | 3,214 YARDS | 2,995 PASS, 219 RUSH  
MIKE NORSETH  
YARDS

**2,919** 2003 | 2,919 YARDS | 2,385 PASS, 534 RUSH  
BILL WHITTEMORE  
YARDS

**2,660** 1983 | 2,660 YARDS | 2,789 PASS, -129 RUSH  
FRANK SEURER  
YARDS

**2,334** 2000 | 2,334 YARDS | 1,963 PASS, 371 RUSH  
DYLEN SMITH  
YARDS

**2,215** 2002 | 2,215 YARDS | 1,666 PASS, 549 RUSH  
BILL WHITTEMORE  
YARDS

**2,196** 1995 | 2,196 YARDS | 1,957 PASS, 239 RUSH  
MARK WILLIAMS  
YARDS

**2,123** 1989 | 2,123 YARDS | 2,125 PASS, -2 RUSH  
KELLY DONOHOE  
YARDS

**2,120** 1992 | 2,120 YARDS | 1,583 PASS, 537 RUSH  
CHIP HILLEARY  
YARDS

**2,082** 1972 | 2,082 YARDS | 2,253 PASS, -171 RUSH  
DAVID JAYNES  
YARDS

Kf

Mj

Cs

O

R

Rb

H

## TOTAL OFFENSE

## GAME RECORDS

Name	Yards	Game, Date
1. Mike Norseth, Sr.	509	vs. Vanderbilt, 9-9-85 (480 pass, 29 rush)
2. Todd Reesing, Sr.	506	vs. Missouri, 11-28-09 (498 pass, 8 rush)
3. Bill Whittemore, Sr.	467	vs. Colorado, 10-11-03 (422 pass, 45 rush)
4. Todd Reesing, Sr.	454	vs. Iowa State, 10-10-09 (442 pass, 12 rush)
5. Kelly Donohoe, Sr.	439	vs. Iowa State, 10-7-89 (411 pass, 28 rush)
6. Todd Reesing, Jr.	415	vs. La. Tech, 9-6-08 (412 pass, 4 rush)
Todd Reesing, So.	415	vs. FIU, 9-22-07 (368 pass, 47 rush)
8. Adam Barmann, Sr.	410	vs. Nebraska, 9-30-06 (405 pass, 5 rush)
9. David Jaynes, Jr.	402	vs. Washington State, 9-9-72 (401 pass, 1 rush)
10. Tony Sands, Sr.	396	vs. Missouri, 11-23-91 (396 rush)
11. Montell Cozart, Jr.	395	vs. S.D. State, 9-5-15 (291 pass, 94 rush)
Bill Whittemore, Jr.	395	vs. Tulsa, 9-28-02 (218 pass, 177 rush)
13. Todd Reesing, Jr.	394	vs. USF, 9-12-08 (381 pass, 12 rush)
Frank Seurer, Sr.	394	vs. Colorado, 11-5-83 (394 pass)

## By a Freshman

339 Adam Barmann vs. Texas A&M, 2003  
(294 pass, 45 rush)

## By a Running Back

398 Tony Sands vs. Missouri, 1991  
(396 rush)



Mike Norseth's record of 509 yards of total offense against Vanderbilt in 1985 has stood for over 30 years.



Todd Reesing's six touchdown passes against Nebraska in 2007 are the most touchdowns scored by a Jayhawk in a single game.

Total Plays	No.	Game, Date
1. Bill Whittemore, Jr.	65	vs. Texas A&M, 10-19-02 (44 pass, 21 rush)
2. David Jaynes, Sr.	64	vs. Tennessee, 10-6-73 (58 pass, 6 rush)
3. Todd Reesing, Sr.	63	vs. Missouri, 11-28-09 (55 pass, 8 rush)
4. Todd Reesing, Jr.	62	vs. Missouri, 11-29-08 (51 pass, 11 rush)
5. Todd Reesing, Jr.	61	vs. FIU, 8-30-08 (52 pass, 9 rush)
6. Todd Reesing, Jr.	60	vs. USF, 9-12-08 (51 pass, 9 rush)
Kerry Meier, Fr.	60	vs. Toledo, 9-15-06 (41 pass, 19 rush)
Bill Whittemore, Jr.	60	vs. Colorado, 10-12-02 (33 pass, 27 rush)
9. Ryan Willis, Fr.	58	vs. Texas Tech, 10-17-15 (50 pass, 8 rush)
Adam Barmann, Sr.	58	vs. Nebraska, 9-30-06 (54 pass, 4 rush)
Bill Whittemore, Sr.	58	vs. NC State, 12-22-03 (41 pass, 17 rush)
Tony Sands, Sr.	58	vs. Missouri, 11-23-91 (58 rush)
Frank Seurer, Sr.	58	vs. Colorado, 11-5-83 (52 pass, 6 rush)

Touchdowns	No.	Game, Date
1. Todd Reesing, So.	6	vs. Nebraska, 11-03-07 (6 pass)
2. Bill Whittemore, Sr.	5	vs. Colorado, 10-11-03 (3 pass, 2 rush)
Dylen Smith, Sr.	5	vs. Texas Tech, 10-28-00 (2 pass, 3 rush)
Chip Hilleary, Sr.	5	vs. Iowa State, 10-17-92 (4 pass, 1 rush)
Mike Norseth, Sr.	5	vs. Eastern Illinois, 10-5-85 (4 pass, 1 rush)
Ralph Miller, So.	5	vs. Washburn, 10-8-38 (5 pass)



Playing under current head coach David Beaty, Jayhawk QBs Montell Cozart (left) and Ryan Willis (right) etched their names into KU's record book under single-game total offense. Cozart's 395 yards against South Dakota State on Sept. 5, 2015 is 11th all-time. Willis' 58 offensive attempts against Texas Tech on Oct. 17, 2015 are ninth all-time.

# ALL-PURPOSE

(SINCE 1956)

## CAREER RECORDS

All-Purpose Yards	No.	Years
1. June Henley	5,157 (3,841 rush, 622 rec., 694 ret.)	1993-97
2. James Sims	4,189 (3,592 rush, 587 rec., 10 ret.)	2010-13
3. Clark Green	4,068 (2,754 rush, 1,229 rec., 85 ret.)	2002-05
4. Dezmon Briscoe	3,928 (37 rush, 3,240 rec., 651 ret.)	2007-09
5. Gale Sayers	3,917 (2,675 rush, 398 rec., 844 ret.)	1962-64
6. David Winbush	3,910 (2,608 rush, 505 rec., 797 ret.)	1997-2000
7. Tony Sands	3,894 (3,788 rush, 106 rec.)	1988-91
8. Laverne Smith	3,402 (3,074 rush, 211 rec., 117 ret.)	1973-76
9. Ray Evans	3,259 (1,365 rush, 353 rec., 1,541 ret.)	1941-42, 1946-47
10. Charlie Hoag	3,233 (1,914 rush, 579 rec., 740 ret.)	1950-52
11. Don Shanklin	3,171 (1,630 rush, 276 rec., 1,265 ret.)	1966-68
12. D.J. Behsears	3,120 (369 rush, 550 rec., 2,201 ret.)	2009-12
13. Jake Sharp	3,100 (2,239 rush, 785 rec., 76 ret.)	2006-09
14. John Riggins	2,891 (2,659 rush, 67 rec., 165 ret.)	1968-70
15. Homer Floyd	2,807 (1,534 rush, 567 rec., 706 ret.)	1956-58

Plays	No.	Years
1. June Henley	917	1993-96
2. James Sims	871	2010-13
3. Tony Sands	789	1988-91
4. David Winbush	642	1997-2000
5. Clark Green	586	2002-05
6. John Riggins	535	1968-70
7. Gale Sayers	496	1962-64
8. Laverne Smith	491	1973-76
9. Kerwin Bell	487	1980-83
10. Jon Cornish	430	2003-06

## SEASON RECORDS

Total Yards	No.	Year
1. Dezmon Briscoe, Jr. (19 rush, 1,337 rec., 432 ret.)	1,788	2009
2. June Henley, Sr. (1,349 rush, 215 rec.)	1,773	1996
3. Jon Cornish, Sr. (1,457 rush, 194 rec.)	1,651	2006
4. Dezmon Briscoe, So. (18 rush, 1,407 rec., 219 ret.)	1,644	2008
5. D.J. Behsears, Jr. (64 rush, 437 rec., 1,014 ret.)	1,587	2011
6. Clark Green, So. (968 rush, 464 rec., 20 ret.)	1,452	2003
7. Tony Sands, Sr. (1,442 rush, 7 rec.)	1,449	1991
8. Brandon McAnderson, Sr. (1,125 rush, 213 rec., 48 ret.)	1,386	2007
Gale Sayers, Jr. (917 rush, 155 rec., 333 ret.)	1,386	1963
10. Gale Sayers, Sr. (1,125 rush, 61 rec., 197 ret.)	1,383	1964
11. Don Shanklin, So. (732 rush, 42 rec., 595 ret.)	1,373	1966
12. June Henley, Fr. (1,127 rush, 53 rec., 134 ret.)	1,314	1993
<b>13. LaQuvionte Gonzalez</b> <b>(-9 rush, 729 rec., 601 ret.)</b>	<b>1,311</b>	<b>2016</b>
14. Ron Jessie, Jr. (603 rush, 336 rec., 362 ret.)	1,301	1969
15. Laverne Smith, So. (1,181 rush, 119 rec.)	1,300	1974

All-Purpose Plays	No.	Year
1. June Henley, Sr.	336	1996
2. Jon Cornish, Sr. Tony Sands, Sr.	274	2006
4. James Sims, Sr.	274	1991
5. Clark Green, So.	255	2013
6. June Henley, Fr.	249	2003
7. Delvin Williams, Sr.	244	1993
8. Kerwin Bell, So.	240	1973
9. Clark Green, Fr.	236	1980
10. James Sims, Jr.	234	2002
	232	2012

## YEARLY LEADERS

Year	Leader	Yds.	Plays	Rush	Rec.	Ret.	Avg.
1958	Homer Floyd, HB	1040	141	391	307	342	7.4
1959	John Hadl, HB	956	98	348	126	482	9.8
1960	Bert Coan, HB	710	84	488	184	38	8.5
1961	Curtis McClinton, FB	866	145	553	166	147	6.0
1962	Gale Sayers, RB	1383	178	1125	61	197	7.8
1963	Gale Sayers, RB	1386	157	917	155	314	8.8
1964	Gale Sayers, RB	1148	161	633	182	333	7.1
1965	Robert Miller, RB	364	68	356	3	5	5.4
1966	Donnie Shanklin, HB	1373	224	732	42	595	6.1
1967	Donnie Shanklin, WR	744	64	126	169	449	11.6
1968	Donnie Shanklin, TB	1054	139	772	65	217	7.6
1969	Ron Jessie, TB	1301	164	603	336	362	7.9
1970	John Riggins, RB	1175	216	1131	44	0	5.4
1971	Delvin Williams, RB	696	121	509	67	120	5.8
1972	Bruce Adams, WR	951	61	0	704	247	15.6
1973	Delvin Williams, RB	1201	240	762	272	167	5.0
1974	Laverne Smith, RB	1300	188	1181	119	0	6.9
1975	Nolan Cromwell, QB	1124	218	1124	0	0	5.2
1976	Laverne Smith, HB	1024	151	978	46	0	6.8
1977	Norris Banks, FB	671	164	655	16	0	4.1
1978	Mike Higgins, TB	624	89	270	91	263	7.0
1979	Harry Sydney, RB	768	146	578	149	41	5.3
1980	Dino Bell, TB	1179	236	1114	65	0	5.0
1981	Garfield Taylor, TB	834	181	728	106	0	4.6
1982	Darren Green, WR	697	27	7	220	470	25.8
1983	Bob Johnson, SE	1154	58	0	1154	0	19.9
1984	Robert Mims, TB	941	139	494	291	156	6.8
1985	Richard Estell, WR	1109	70	0	1109	0	15.8
1986	Arnold Snell, TB	731	174	672	34	25	4.2
1987	Arnold Snell, TB	767	199	691	14	62	3.9
1988	Willie Vaughn, WR	1054	60	27	812	215	17.6
1989	Tony Sands, RB	1163	222	1109	54	0	5.2
1990	Tony Sands, RB	775	187	757	18	0	4.1
1991	Tony Sands, RB	1449	274	1442	7	0	5.7
1992	Maurice Douglass, RB	1178	219	899	156	123	5.4
1993	June Henley, RB	1314	244	1127	53	134	5.4
1994	L.T. Levine, RB	984	135	803	31	15	7.3
1995	June Henley, RB	1270	195	766	312	192	6.5
1996	June Henley, RB	1773	336	1349	215	209	5.3
1997	Eric Vann, RB	910	209	796	114	0	4.4
1998	David Winbush, RB	1195	225	974	75	146	5.3
1999	Mitch Bowles, RB	897	119	444	50	403	7.3
2000	David Winbush, RB	1165	192	701	268	196	6.1
2001	Reggie Duncan, RB	783	185	739	44	0	4.0
2002	Clark Green, RB	1221	234	813	408	0	5.2
2003	Clark Green, RB	1452	249	968	464	20	5.8
2004	John Randle, RB	1065	193	540	274	251	5.5
2005	Clark Green, RB	948	178	664	219	65	5.3
2006	Jon Cornish, RB	1651	274	1457	194	0	6.0
2007	Brandon McAnderson, RB	1386	214	1125	213	48	6.5
2008	Dezmon Briscoe, WR	1644	102	18	1407	219	16.1
2009	Dezmon Briscoe, WR	1788	105	19	1337	432	17.0
2010	D.J. Behsears, WR/RB	1210	102	213	69	928	11.9
2011	D.J. Behsears, WR/RB	1,587	108	64	437	1,086	10.1
2012	James Sims, RB	1,181	232	1,013	168	0	5.1
2013	James Sims, RB	1,276	255	1,110	166	0	5.0
2014	Corey Avery, RB	848	169	631	217	0	5.0
2015	Ryan Schadler, RB	850	53	100	0	750	14.2
2016	LaQuvionte Gonzalez, WR	1,311	99	-9	850	591	13.2



A model of consistency, James Sims ranks second on KU's career all-purpose list without ranking in the top 15 on the single-season chart. Sims finished his Jayhawk career with 4,189 all-purpose yards.

## SCORING

## CAREER RECORDS

Total Points	No.	Years
1. Dan Eichloff (62 FGs, 116 PATs)	302	1990-93
2. Scott Webb (47 FGs, 159 PATs)	300	2004-07
3. June Henley (43 TDs)	258	1993-96
4. Bruce Kallmeyer (53 FGs, 74 PATs)	233	1980-83
5. Joe Garcia (40 FGs, 103 PATs)	223	1997-2000
6. James Sims (36 TDs)	216	2010-13
7. Jacob Branstetter (30 FGs, 118 PATs)	208	2008-10
8. Dezmon Briscoe (33 TDs)	198	2007-09
9. Jeff McCord (25 FGs, 104 PATs)	179	1994-96
10. Jake Sharp (29 TDs)	174	2006-09
11. Tony Sands (28 TDs)	168	1988-91
12. Matthew Wyman (29 FG, 68 PAT)	155	2013-16
12. Kerry Meier (24 TDs, 2 PATs)	148	2006-09
13. David Winbush (24 TDs)	144	1997-2000
14. Chip Hilleary (23 TDs)	138	1989-92
15. Mike Hubach (21 FGs, 72 PATs)	135	1976-79
16. Bill Bell (16 FGs, 78 PATs)	132	1967-69
17. Bill Whittemore (21 TDs)	126	2002-03
L.T. Levine (21 TDs)	126	1992-95
John Riggins (21 TDs)	126	1968-70
20. Gale Sayers (20 TDs, 1 PAT)	122	1962-64

Touchdowns	No.	Years
1. June Henley	43	1993-96
2. Bobby Douglass	39	1966-68
3. James Sims	36	2010-13
4. Dezmon Briscoe	33	2007-09
5. Jake Sharp	29	2006-09
6. Tony Sands	28	1988-91
7. Kerry Meier	24	2006-09
David Winbush	24	1997-2000
9. Brandon McAnderson	23	2004-07
Chip Hilleary	23	1989-92
Laverne Smith	23	1973-76
12. Bill Whittemore	21	2002-03
L.T. Levine	21	1992-95
John Riggins	21	1968-70
15. Gale Sayers	20	1962-64

## SEASON RECORDS

## Most Games with a Touchdown

24	June Henley	1993-96
----	-------------	---------

Total Points	No.	Year
1. Scott Webb*, Sr.	120	2007
2. June Henley, Sr.	108	1996
3. Bruce Kallmeyer*, Sr.	98	1983
4. Dezmon Briscoe, So.	90	2008
5. Dan Eichloff*, Jr.	86	1992
6. Dan Eichloff*, So.	85	1991
7. Chip Hilleary, Jr.	84	1991
John Riggins, Sr.	84	1970
Wade Stinson, Jr.	84	1950
10. Jeff Johnson*	83	1985

\* - Indicates place kicker

Touchdowns	No.	Year
1. June Henley, Sr.	18	1996
2. Brandon McAnderson, Sr.	16	2007
3. Dezmon Briscoe, So.	15	2008
4. Chip Hilleary, Jr.	14	1991
John Riggins, Sr.	14	1970
Wade Stinson, Jr.	14	1950
7. Jake Sharp, Jr.	13	2008
June Henley, Fr.	13	1993
Bud Laughlin, So.	13	1951
10. Maurice Douglas, Sr.	12	1992
Bobby Douglass, Sr.	12	1968
12. Dezmon Briscoe, Jr.	11	2009
Jon Cornish, Jr.	11	2005
Bill Whittemore, Jr.	11	2002
L.T. Levine, Jr.	11	1994
Tony Sands, So.	11	1989
Bud French, Sr.	11	1949

Most Games with a TD	No.	Year
1. Dezmon Briscoe, So.	10	2008
2. Maurice Douglas, Sr.	9	1992
Wade Stinson, Jr.	9	1950

## GAME RECORDS

Total Points	Pts.	Game, Date
1. James Sims, Fr.	24	vs. Colorado, 11-6-10
Jake Sharp, Jr.	24	vs. Kansas State, 11-1-08
Brandon McAnderson, Sr.	24	vs. Nebraska, 11-10-07
June Henley, Sr.	24	vs. TCU, 9-14-96
Tony Sands, Sr.	24	vs. Missouri, 11-23-91
Quintin Smith, Sr.	24	vs. Louisville, 9-9-89
Curtis McClinton, Sr.	24	vs. California, 11-18-61
Charlie Black	24	vs. Washington (Mo.), 11-10-23

Total Points by a Kicker	Pts.	Game, Date
1. Bruce Kallmeyer, Sr.	21	vs. Wichita State, 9-17-83

Touchdowns	No.	Game, Date
1. James Sims, Fr.	4	vs. Colorado, 11-6-10
Jake Sharp, Jr.	4	vs. Kansas State, 11-1-08
Brandon McAnderson, Sr.	4	vs. Nebraska, 11-10-07
Tony Sands, Sr.	4	vs. Missouri, 11-23-91
Quintin Smith, Sr.	4	vs. Louisville, 9-9-89
Curtis McClinton, Sr.	4	vs. California, 11-18-61
Charlie Black	4	vs. Washington (Mo.), 11-10-23

## YEARLY LEADERS

Year	Player	TD	PAT (1)	PAT (2)	FG	TP
1937	Clarence Douglass, FB	4	3-5	--	0-0	27
1938	Bill Bunsen, FB	4	0-0	--	0-0	24
1939	Milt Sullivan, RB	2	0-0	--	0-0	12
	Jake Fry, RB	2	0-0	--	0-0	12
1940	Ed Hall, RB	4	3-5	--	0-0	27
1941	Denzel Gibbens, RB	3	0-0	--	0-0	18
1942	Ed Linquist, RB	4	0-0	--	0-0	24
1943	Bob Carson, RB	4	1-1	--	0-0	25
1944	Charlie Moffatt, RB	7	1-1	--	0-0	43
1945	Leroy Robison	6	10-15	--	0-0	46
1946	Ray Evans, RB	7	0-0	--	0-0	42
1947	Forrest Griffith, RB	9	0-0	--	0-0	54
1948	Forrest Griffith, RB	6	1-2	--	0-0	37
1949	Bud French	11	0-0	--	0-0	66
1950	Wade Stinson, RB	14	0-0	--	0-0	84
1951	Bud Laughlin	13	0-0	--	0-0	78
1952	Bob Brandeberry	9	0-0	--	0-0	54
1953	Don Hess, RB	3	2-2	--	0-0	20
1954	John Anderson, FB	2	0-0	--	0-0	12
	Joe Held, E/RB	2	0-0	--	0-0	12
	Terry McIntosh, RB/QB	2	0-0	--	0-0	12
	Ralph Moody, RB	2	0-0	--	0-0	12
1955	John Francisco, RB	4	0-0	--	0-0	24
1956	Charlie McCue, RB	8	0-0	--	0-0	48
1957	Homer Floyd, RB	5	0-0	--	0-0	30
1958*	Homer Floyd, RB	4	0-0	1	0-0	26
1959	John Hadl, RB/QB	8	0-0	0	0-0	48
1960	Bert Coan, RB	9	0-0	0	0-0	54
1961	Curtis McClinton, FB	10	0-0	0	0-0	60
1962	Gale Sayers, RB	7	0-0	0	0-0	42
1963	Gale Sayers, RB	8	0-0	1	0-0	50
1964	Gale Sayers, RB	5	0-0	0	0-0	30
1965	Rick Abernethy, LB	4	0-0	0	0-0	24
	Bill Fenton, QB	4	0-0	0	0-0	24
1966	Thermus Butler, HB	3	0-0	0	1-1	21
1967	Bobby Douglass, QB	7	0-0	0	0-0	42
1968	Bobby Douglass, QB	12	0-0	0	0-0	72
1969	Bill Bell, K	0	17-19	0	5-14	32
1970	John Riggins, RB	14	0-0	0	0-0	84
1971	Steve Conley, RB	5	0-0	1	0-0	32
	John Schroll, TE	5	0-0	1	0-0	32
1972	Bruce Adams, FL	8	0-0	1	0-0	50
1973	Delvin Williams, RB	10	0-0	0	0-0	60
1974	Laverne Smith, RB	5	0-0	0	0-0	30
1975	Nolan Cromwell, QB	9	0-0	0	0-0	54
1976	Mike Hubach, K/P	0	28-30	0	7-14	49
1977	Mike Hubach, K/P	0	16-16	0	3-8	25
1978	Mike Hubach, K/P	0	10-10	0	4-12	22
1979	Mike Hubach, K/P	0	18-20	0	7-14	39
1980	Kerwin Bell, RB	8	0-0	0	0-0	48
1981	Bruce Kallmeyer, K	0	16-16	0	12-14	52
1982	Bruce Kallmeyer, K	0	14-14	0	10-14	44
1983	Bruce Kallmeyer, K	0	26-29	0	24-29	98
1984	Dodge Schwartzburg, KS	0	21-22	0	15-18	66
1985	Jeff Johnson, K	0	29-32	0	18-25	83
1986	Arnold Snell, FB	5	0-0	0	0-0	30
1987	Louis Klemp, K	0	14-14	0	7-13	35
1988	Brad Fleeman, PK	0	22-23	0	7-9	43
1989	Tony Sands, RB	11	0-0	0	0-0	66
1990	Dan Eichloff, P/PK	0	22-22	0	15-21	67
1991	Dan Eichloff, P/PK	0	31-33	0	18-24	85
1992	Dan Eichloff, P/PK	0	38-38	0	16-20	86
1993	June Henley, RB	13	0-0	0	0-0	78
1994	L.T. Levine, RB	11	0-0	0	0-0	66
1995	Jeff McCord, KS	0	33-36	0	9-12	60
1996	June Henley, RB	18	0-0	0	0-0	108
1997	Joe Garcia, K	0	18-20	0	11-14	51
1998	Joe Garcia, K	0	27-29	0	12-17	63
1999	Moran Norris, RB	9	0-0	0	0-0	54
2000	Joe Garcia, K	0	29-31	0	10-14	59
2001	Johnny Beck, PK	0	16-17	0	14-20	58
2002	Bill Whittemore, QB	11	0-0	0	0	66
2003	Bill Whittemore, QB	10	0-0	0	0-0	60
2004	John Randle, RB/DB	9	0-0	0	0-0	54
2005	Scott Webb, PK	0	27-29	0	14-19	69
2006	Scott Webb, PK	0	37-39	0	13-18	76
2007	Scott Webb, PK	0	66-67	0	18-26	120
2008	Dezmon Briscoe, WR	15	0-0	0	0-0	90
2009	Jacob Branstetter, PK	0	42-44	0	13-19	81
2010	James Sims, RB	10	0-0	0	0-0	60
2011	James Sims, RB	9	0-0	0	0-0	54
2012	James Sims, HB	10	0-0	0	0-0	60
2013	James Sims, HB	7	0-0	0	0-0	42
2014	Matthew Wyman, PK	0	25-27	0	9-15	52
2015	Ke'aun Kinner, RB	5	0-0	0	0-0	30
2016	Matthew Wyman, PK	0	26-26	0	13-19	65

\* Two-point conversion rule adopted in 1958

# PLACE KICKING

## CAREER RECORDS

Field Goal Attempts	No.	Years
1. Dan Eichloff	87	1990-93
2. Johnny Beck	69	2001-04
Bruce Kallmeyer	69	1980-83
4. Scott Webb	68	2004-07
5. Joe Garcia	63	1997-2000
6. Matthew Wyman	48	2013-2016
Mike Hubach	48	1976-79
8. Jacob Branstetter	45	2008-10

Field Goals Made	M-A	Years
1. Dan Eichloff	62-87	1990-93
2. Bruce Kallmeyer	53-69	1980-83
3. Scott Webb	47-68	2004-07
4. Johnny Beck	40-69	2001-04
Joe Garcia	40-63	1997-2000
6. Jacob Branstetter	30-45	2008-10

Field Goal Percentage (Min. 24 Attempts)	Pct.	Years
1. Bruce Kallmeyer	77.9 (53-69)	1980-83
2. Dan Eichloff	71.3 (62-87)	1990-93
3. Scott Webb	69.1 (47-68)	2004-07
4. Jacob Branstetter	66.7 (30-45)	2008-10

PATs Attempted	M-A	Years
1. Scott Webb	159-164	2004-07
2. Jacob Branstetter	118-122	2008-10
3. Dan Eichloff	116-119	1990-93
4. Joe Garcia	103-111	1997-2000
5. Jeff McCord	104-109	1994-96

PATs Made	No.	Years
1. Scott Webb	159	2004-07
2. Jacob Branstetter	118	2008-10
3. Dan Eichloff	116	1990-93
4. Jeff McCord	104	1994-96
5. Joe Garcia	103	1997-2000
6. Bill Bell	78	1967-69
7. Bruce Kallmeyer	74	1980-83
8. Mike Hubach	72	1976-79

PAT Percentage (min. 100 attempts)	Pct.	Years
1. Dan Eichloff	97.5 (116-119)	1990-93
2. Scott Webb	97.0 (159-164)	2004-07
3. Jacob Branstetter	96.7 (112-122)	2008-10

Consecutive PATs	No.	Years
1. Dan Eichloff	60	1990-93

## SEASON RECORDS

Field Goals Attempted	M-A	Year
1. Bruce Kallmeyer, Sr.	24-29	1983
2. Scott Webb, Sr.	18-26	2007
3. Jeff Johnson, Jr.	18-25	1985
4. Dan Eichloff, So.	18-24	1991
5. Dan Eichloff, Fr.	15-21	1990
6. Johnny Beck, Fr.	14-20	2001
Dan Eichloff, Jr.	16-20	1992
8. Matthew Wyman, Sr.	13-19	2016
Jacob Branstetter, Jr.	13-19	2009
Scott Webb, So.	14-19	2005

Field Goals Made	M-A	Year
1. Bruce Kallmeyer, Sr.	24-29	1983
2. Scott Webb, Sr.	18-26	2007
Dan Eichloff, So.	18-24	1991
Jeff Johnson, Jr.	18-25	1985
5. Dan Eichloff, Jr.	16-20	1992
6. Dan Eichloff, Fr.	15-21	1990
Dodge Schwartzburg, Sr.	15-18	1984
8. Scott Webb, So.	14-19	2005
Johnny Beck, Fr.	14-20	2001

Field Goal Percentage	Pct.	Year
1. Bruce Kallmeyer, So.	85.7 (12-14)	1981
2. D. Schwartzburg, Sr.	83.3 (15-18)	1984
3. Bruce Kallmeyer, Sr.	82.8 (24-29)	1983
4. Dan Eichloff, Jr.	80.0 (16-20)	1992

Most Consecutive Field Goals Made	No.	Year
1. Dodge Schwartzburg, Sr.	11	1984

PATs Attempted	M-A	Year
1. Scott Webb, Sr.	66-67	2007
2. Bill Bell, Jr.	48-53	1968
3. Jacob Branstetter, So.	51-52	2008
4. Jacob Branstetter, Jr.	42-44	2009
5. John Konek, Sr.	33-43	1952
6. Scott Webb, Jr.	37-39	2006
7. Dan Eichloff, Jr.	38-38	1992
8. Jeff McCord, Fr.	37-37	1994
Bill Rinehart, Jr.	25-37	1949
10. Bob Helmbacher, So.	32-34	1970

PATs Made	No.	Year
1. Scott Webb, Sr.	66	2007
2. Jacob Branstetter, So.	51	2008
3. Bill Bell, Jr.	48	1968
4. Jacob Branstetter, Jr.	42	2009
5. Dan Eichloff, Jr.	38	1992
6. Scott Webb, Jr.	37	2006
Jeff McCord, Fr.	37	1994
8. John Konek, So.	33	1952
9. Bob Helmbacher, So.	32	1970
10. Johnny Beck, Jr.	31	2003
Dan Eichloff, So.	31	1991

PAT Percentage	Pct.	Year
1. Matthew Wyman, Sr.	100.0 (26-26)	2016
Nick Prologo, Fr.	100.0 (14-14)	2012
Scott Webb, Fr.	100.0 (29-29)	2004
Jeff McCord, Fr.	100.0 (37-37)	1994
Dan Eichloff, Jr.	100.0 (38-38)	1992
6. Jacob Branstetter, So.	98.0 (51-52)	2008
7. Jacob Branstetter, Sr.	96.2 (25-26)	2010
Dan Eichloff, Sr.	96.2 (25-26)	1993
9. Scott Webb, Jr.	94.9 (37-39)	2006

Consecutive PATs	No.	Year
1. Jacob Branstetter, So.	49	2008
2. Scott Webb, Sr.	44	2007
3. Dan Eichloff, Jr.	38	1992
4. Jeff McCord, Fr.	37	1994

## GAME RECORDS

Field Goals Made	No.	Game, Date
1. Bruce Kallmeyer, Sr.	5	vs. Wichita State, 9-17-83
Bruce Kallmeyer, Sr.	5	vs. Nebraska, 10-31-81
3. Scott Webb, Jr.	4	vs. Kansas St., 11-18-06
Johnny Beck, Jr.	4	vs. UNLV, 9-6-03
Johnny Beck, Fr.	4	vs. Texas Tech, 10-6-01
Dan Eichloff, Sr.	4	vs. W. Carolina, 9-4-93
Dan Eichloff, Jr.	4	vs. Oklahoma St., 11-2-92
Dan Eichloff, Jr.	4	vs. Tulsa, 9-19-92
Dodge Schwartzburg, Sr.	4	vs. Oklahoma, 10-27-84
Bruce Kallmeyer, Sr.	4	vs. USC, 9-24-83
Dennis Kerbel, Fr.	4	vs. Oregon St., 9-27-75

Longest Field Goal	Yds.	Game, Date
1. Dan Eichloff, Jr.	61	vs. Ball State, 9-12-92
2. Johnny Beck, Fr.	59	at Colorado, 9-22-01
3. Dan Eichloff, Fr.	58	vs. Kansas St., 9-21-85
4. Jacob Branstetter, Jr.	57	vs. Oklahoma, 10-24-09
Bruce Kallmeyer, Sr.	57	at Iowa State, 10-8-83
6. Dan Eichloff, Jr.	55	vs. Ball State, 9-12-92
7. Brad Fleeman, Jr.	54	vs. Kansas St., 11-5-88
Jeff Johnson, Jr.	54	at Oklahoma, 11-2-85
Bruce Kallmeyer, Sr.	54	vs. Missouri, 11-19-83
10. Jeff Johnson, Jr.	53	vs. Indiana St., 9-21-85
Mike Hubach, Sr.	53	vs. Oklahoma St., 10-27-79
12. Matthew Wyman, Fr.	52	vs. LA Tech, 9-21-13
Johnny Beck, Fr.	52	vs. UCLA, 9-8-01
Joe Garcia, Sr.	52	vs. Colorado, 10-21-00
Dan Eichloff, Sr.	52	at Michigan St., 9-11-93
Bruce Kallmeyer, Jr.	52	at Oklahoma St., 10-9-82
Mike Hubach, Sr.	52	vs. Colorado, 11-17-79

PATs Attempted	No.	Game, Date
1. Scott Webb, Sr.	11	vs. Nebraska, 11-3-07
2. Bill Bell, Jr.	10	vs. New Mexico, 10-5-68
3. Scott Webb, Fr.	9	vs. Toledo, 9-11-04
4. Jeff McCord, Fr.	8	vs. UAB, 9-24-94
Dan Eichloff, Jr.	8	vs. Ball State, 9-12-92
Bill Weidlein	8	vs. St. Mary's, 10-5-1912
7. Matthew Wyman, Sr.	7	vs. Rhode Island, 9-3-16
Jacob Branstetter, So.	7	vs. Kansas State, 11-1-08
Scott Webb, Sr.	7	vs. SELA, 9-8-07
Scott Webb, Jr.	7	vs. NW State, 9-2-06
Joe Garcia, So.	7	vs. Illinois State, 9-19-98
Bill Rinehart, Jr.	7	vs. Oklahoma, 10-22-49

PATs Made	No.	Game, Date
1. Scott Webb, Sr.	10	vs. Nebraska, 11-3-07
2. Scott Webb, Fr.	9	vs. Toledo, 9-11-04
3. Jeff McCord, Fr.	8	vs. UAB, 9-24-94
Dan Eichloff, Jr.	8	vs. Ball State, 9-12-92
Bill Bell, Jr.	8	vs. New Mexico, 10-5-68
Bill Weidlein, Jr.	8	vs. St. Mary's, 10-5-1912
7. Matthew Wyman, Sr.	7	vs. Rhode Island, 9-3-16
Jacob Branstetter, So.	7	vs. Kansas State, 11-1-08
Scott Webb, Jr.	7	vs. NW State, 9-2-06
Joe Garcia, So.	7	vs. Illinois State, 9-19-98

## CAREER RECORDS

Punts	No.	Years
1. Mike Hubach	259	1976-79
2. Kyle Tucker	228	2004-07
3. Bucky Scribner	217	1980-82
Marc Harris	217	1971-73
5. Dan Eichloff	207	1990-93
6. Alonso Rojas	174	2008-10
7. Trevor Pardula	167	2013-14
8. Joey Pelfanio	137	1999-2000
Dean Royal	137	1996-97
10. John Hadl	136	1959-61

Punting Yardage	Yards	Years
1. Mike Hubach	10,618	1976-79
2. Bucky Scribner	9,670	1980-82
3. Kyle Tucker	9,222	2004-07
4. Dan Eichloff	8,631	1990-93
5. Marc Harris	7,881	1971-73
6. Trevor Pardula	7,341	2013-14
7. Alonso Rojas	7,223	2008-10
8. Joey Pelfanio	6,005	1999-2000
9. Dean Royal	5,664	1996-97

### Punting Average (Min. 75 punts)

	Avg.	Years
1. Bucky Scribner	44.6	1980-82
2. Trevor Pardula	44.0	2013-14
3. Ted Rohde	42.6	1954-56
4. Ron Doherty	41.7	2010-12
Darrin Simmons	41.7	1994-95
Dan Eichloff	41.7	1990-93
B.J. Lohsen	41.7	1988-89
8. Alonso Rojas	41.5	2008-10

## SEASON RECORDS

Punts	No.	Year
1. Trevor Pardula, Jr.	84	2013
2. Trevor Pardula, Sr.	83	2014
3. Curtis Ansel, Jr.	82	2002
4. Mike Hubach, So.	80	1977
5. Dean Royal, Sr.	79	1997
6. Bucky Scribner, Jr.	76	1981
Mike Hubach, Jr.	76	1978
Marc Harris, So.	76	1971
9. Bucky Scribner, Sr.	75	1982
Marc Harris, Jr.	75	1972

Punting Yardage	Yards	Year
1. Trevor Pardula, Sr.	3,673	2014
2. Trevor Pardula, Jr.	3,668	2013
3. Bucky Scribner, Sr.	3,478	1982
4. Curtis Ansel, Jr.	3,459	2002
5. Dean Royal, Sr.	3,435	1997
6. Bucky Scribner, Jr.	3,283	1981
7. Mike Hubach, So.	3,245	1977
8. Mike Hubach, Jr.	3,146	1978
9. Joey Pelfanio, Jr.	3,096	1999
10. Keith Lieppman, Sr.	3,030	1970

### Punting Average (Min. 35 punts)

	Avg.	Year
1. Bucky Scribner, Sr.	45.8	1982
2. John Hadl, So.	45.6	1959
3. Trevor Pardula, Sr.	44.3	2014
4. Bucky Scribner, So.	44.1	1980
5. Darrin Simmons, Sr.	43.8	1995
Bucky Scribner, Jr.	43.8	1981
7. Trevor Pardula, Jr.	43.7	2013
8. Dean Royal, Sr.	43.5	1997
9. Joey Pelfanio, Jr.	43.0	1999
10. Kyle Tucker, So.	42.9	2005

## GAME RECORDS

Punts	No.	Game, Date
1. David Harris, Jr.	15	vs. Nebraska, 10-21-72
2. Trevor Pardula, Sr.	14	at West Virginia, 10-4-14
3. Matthew Wyman, Jr.	12	vs. West Virginia, 11-21-15
Dean Royal, Sr.	12	vs. Nebraska, 10-25-97
Rob Dickerson, Jr.	12	vs. Nebraska, 11-16-85
6. Trevor Pardula, Sr.	11	at Oklahoma, 11-22-14
Trevor Pardula, Jr.	11	vs. Baylor, 10-21-13
Ron Doherty, So.	11	vs. Oklahoma, 10-15-11
Kyle Tucker, So.	11	vs. Texas, 11-12-05
Chris Tyrrell, Fr.	11	vs. Oklahoma, 10-13-01
John Brehm, So.	11	vs. Oklahoma St., 10-25-86
Bucky Scribner, Jr.	11	vs. Missouri, 11-21-81
Bucky Scribner, Jr.	11	vs. Oklahoma, 10-17-81
Bucky Scribner, Jr.	11	vs. Kentucky, 9-19-81
Mike Hubach, Jr.	11	vs. Washington, 9-16-78
Bob Swift, Jr.	11	vs. Oklahoma, 11-16-74
Marc Harris, Sr.	11	vs. Washington St., 9-15-73
Marc Harris, So.	11	vs. Florida State, 9-25-71

Punting Yardage	Yards	Game, Date
1. Trevor Pardula, Sr.	621	at West Virginia, 10-4-14
2. Dean Royal, Sr.	535	vs. Nebraska, 10-25-97
3. Trevor Pardula, Jr.	515	vs. Baylor, 10-21-13
4. Marc Harris, Jr.	497	vs. Nebraska, 10-21-72

### Punting Average

(Min. 5 punts)	Avg.	Game, Date
1. Trevor Pardula, Jr.	57.6	vs. LA Tech 9-21-13 (5 for 288 yards)

### (Min. 8 punts)

1. Trevor Pardula, Sr.	51.8	at Duke, 9-4-14 (8 for 414 yards)
------------------------	------	--------------------------------------

### Longest Punt

	Yds.	Game, Date
1. John Hadl, So.	94	vs. Oklahoma, 10-24-59
2. Ted Rohde, Jr.	84	vs. Iowa State, 10-8-55
3. Curtis Ansel, Jr.	83	at Baylor, 10-5-02
Mike Hubach, Sr.	83	vs. Iowa State, 10-20-79
<b>5. Cole Moos, Jr.</b>	<b>82</b>	<b>at Baylor, 10-15-16</b>
Curtis Ansel, Jr.	82	at UNLV, 9-7-02
Dean Royal, Sr.	82	vs. Missouri, 9-13-97
8. B.J. Lohsen, Sr.	79	vs. Oklahoma St., 11-4-89
9. Trevor Pardula, Jr.	78	vs. LA Tech, 9-21-13
Rich Reith, Jr.	78	vs. Kansas State, 10-18-86
11. Alonso Rojas, Sr.	77	at Iowa State, 10-30-10
Alonso Rojas, So.	77	vs. Colorado, 10-11-08
Kyle Tucker, So.	77	vs. Texas Tech, 10-1-05

## YEARLY LEADERS

Year	Player	No.	Avg.
1937	Max Replogle	44	37.5
1938	Ralph Miller	17	40.3
1939	Frank Bukaty	42	40.3
1940	Don Poliom	26	32.0
1941	Ralph Miller	47	39.1
1942	Hoyt Baker	30	35.9
1943	Don Barrington	45	28.1
1944	Leroy Robison	30	36.0
1945	Frank Pattee	20	32.3
1946	Frank Pattee	44	33.1
1947	Tom Scott	13	35.0
1948	Dolph Simons, Fr.	34	36.9
1949	Bill Mace, Fr.	34	38.1
1950	Dolph Simons, Jr.	32	41.1
1951	George Mrkonic, Jr.	42	35.3
1952	Gil Reich, Sr.	26	35.6
1953	Ralph Moody, So.	34	37.9
1954	Ted Rohde, So.	29	43.7
1955	Ted Rohde, Jr.	20	42.3
1956	Ted Rohde, Sr.	26	41.6
1957	Jim Letcavits, Sr.	48	36.6
1958	Doyle Schick, So.	16	39.9
1959	John Hadl, So.	43	45.6
1960	John Hadl, Jr.	43	40.5
1961	John Hadl, Sr.	50	36.1
1962	Tony Leiker, Jr.	49	39.2
1963	Tony Leiker, Sr.	30	39.7
1964	Mike Johnson, Jr.	15	39.7
1965	Bill Lynch	46	41.5
1966	Dave Morgan, So.	46	42.4
1967	Dave Morgan, Jr.	22	39.2
1968	Bill Bell, Jr.	41	41.9
1969	Bill Bell, Sr.	65	36.5
1970	Keith Lieppman, Sr.	75	40.4
1971	Marc Harris, So.	76	37.5
1972	Marc Harris, Jr.	75	33.9
1973	Marc Harris, Sr.	66	37.7
1974	Bob Swift, Jr.	58	38.1
1975	John O'Rear, Sr.	50	38.0
1976	Mike Hubach, Fr.	34	38.0
1977	Mike Hubach, So.	80	40.6
1978	Mike Hubach, Jr.	76	41.4
1979	Mike Hubach, Sr.	69	42.5
1980	Bucky Scribner, So.	66	44.1
1981	Bucky Scribner, Jr.	76	42.8
1982	Bucky Scribner, Sr.	75	45.8
1983	Clint Colburn, Fr.	47	37.3
1984	Tom Becker, Fr.	50	37.3
1985	Rob Dickerson, Jr.	69	41.1
1986	Rich Rieth, Jr.	69	39.1
1987	John Brehm, Jr.	15	41.7
1988	B.J. Lohsen, Jr.	55	41.0
1989	B.J. Lohsen, Sr.	48	42.5
1990	Dan Eichloff, Fr.	39	42.6
1991	Dan Eichloff, So.	54	42.3
1992	Dan Eichloff, Jr.	55	40.6
1993	Dan Eichloff, Sr.	59	41.5
1994	Darrin Simmons, Jr.	41	39.1
1995	Darrin Simmons, Sr.	51	43.8
1996	Dean Royal, Jr.	58	38.4
1997	Dean Royal, Sr.	79	43.5
1998	Matt Tyler, Fr.	63	37.1
1999	Joey Pelfanio, Jr.	72	43.0
2000	Joey Pelfanio, Sr.	65	38.5
2001	Chris Tyrrell, Fr.	53	40.5
2002	Curtis Ansel, Jr.	82	42.2
2003	Curtis Ansel, Sr.	47	41.2
2004	Kyle Tucker, Fr.	58	40.1
2005	Kyle Tucker, So.	66	42.9
2006	Kyle Tucker, Jr.	58	39.2
2007	Kyle Tucker, Sr.	46	38.9
2008	Alonso Rojas, So.	58	40.7
2009	Alonso Rojas, Jr.	52	41.4
2010	Alonso Rojas, Sr.	64	42.4
2011	Ron Doherty, So.	64	42.8
2012	Ron Doherty, Jr.	56	40.5
2013	Trevor Pardula, Jr.	84	43.7
2014	Trevor Pardula, Sr.	83	44.3
2015	Matthew Wyman, Jr.	53	41.5
<b>2016</b>	<b>Cole Moos, Jr.</b>	<b>73</b>	<b>41.4</b>

# KICK RETURNS

## CAREER RECORDS

Kick Returns	No.	Years
1. D.J. Beshears	94	2008-12
2. Marcus Herford	88	2005-08
3. Greg Heaggans	80	2002-05
4. JaCorey Shepherd	61	2011-14
5. Maurice Douglas	56	1988-89

Kick Return Yards	Yards	Years
1. D.J. Beshears	2,123	2009-12
2. Marcus Herford	2,075	2005-08
3. Greg Heaggans	1,885	2002-05
4. JaCorey Shepherd	1,320	2011-14
5. Maurice Douglas	1,077	1988-89

### Kick Return Average

(Min. 25 Returns)

25.7 Charlie Hoag (26 for 669) 1950-52

(Min. 50 Returns)

23.6 Marcus Herford (88 for 2,075) 2005-08

23.6 Greg Heaggans (80 for 1,885) 2002-04

## SEASON RECORDS

Kick Returns	No.	Year
1. D.J. Beshears, Jr.	49	2011
2. JaCorey Shepherd, Sr.	37	2014
3. D.J. Beshears, So.	36	2010
4. Ryan Schadler, RFr.	33	2015
5. Marcus Herford, Jr.	31	2007

Kick Return Yards	Yards	Year
1. D.J. Beshears, Jr.	1,014	2011
2. D.J. Beshears, So.	922	2010
3. Marcus Herford, Jr.	888	2007
4. JaCorey Shepherd, Sr.	773	2014
5. Marcus Herford, So.	757	2006

### Kick Return Average

(Min. 10)

29.6 John Hadl (10 for 296) 1959

(Min. 15)

26.3 Ashaundai Smith (17 for 448) 1994

(Min. 25)

28.6 Marcus Herford (31 for 888) 2007

## GAME RECORDS

Kick Returns	No.	Game, Date
1. JaCorey Shepherd, Sr.	8	at Baylor, 11-1-14
2. D.J. Beshears, Jr.	7	vs. Oklahoma, 10-15-11
D.J. Beshears, Jr.	7	vs. N. Illinois, 9-10-11
Dezmon Briscoe, So.	7	vs. Missouri, 11-29-08
5. LaQuvionte Gonzalez	6	at West Virginia, 11-5-16
LaQuvionte Gonzalez	6	vs. Ohio, 9-10-16
Ryan Schadler, RFr.	6	vs. Kansas State, 11-28-15
JaCorey Shepherd, Sr.	6	vs. TCU, 11-15-14
D.J. Beshears, Jr.	6	vs. Texas Tech, 10-1-11
Marcus Herford, Sr.	6	vs. Nebraska, 11-8-08
Marcus Herford, Jr.	6	vs. Nebraska, 11-3-07
Marcus Herford, So.	6	vs. Missouri, 11-25-06

### Kick Return Yards

	No.-Yards	Game, Date
1. Marcus Herford, Jr.	6-203	vs. Nebraska, 11-3-07
2. LaQuvionte Gonzalez	6-201	vs. Ohio, 9-10-16
3. D.J. Beshears, Jr.	7-197	vs. No. Illinois, 9-10-11
4. Dezmon Briscoe, So.	7-195	vs. Missouri, 11-29-08
Greg Heaggans, So.	4-195	vs. Missouri St., 9-14-02
6. JaCorey Shepherd, Jr.	5-169	vs. Oklahoma St., 11-9-13

### Longest Kick Returns

	Yards	Game, Date
1. Art Pooler	108	vs. Oklahoma, 10-21-1905
2. Greg Heaggans, So.	100	vs. Missouri State, 9-14-02
Eric Vann, Jr.	100	vs. Oklahoma, 10-5-96
June Henley, Fr.	100	vs. Colorado, 11-13-93
5. LaQuvionte Gonzalez	99	vs. Ohio, 9-10-16
5. Dezmon Briscoe, Jr.	98	vs. Texas, 11-21-09
6. Carl Nesmith, Jr.	97*	vs. Colorado, 9-18-99
John Hadl, So.	97	vs. Syracuse, 9-26-59
8. Vince O'Neil, So.	96	vs. Nebraska, 10-17-70
9. Ashaundai Smith, Jr.	93	vs. UAB, 9-24-94
Gale Sayers, Sr.	93	vs. Oklahoma, 10-17-64

\*- Did not score



D.J. BESHEARS

## YEARLY LEADERS

Year	Player	No.	Yds.	Avg.
1948	Forrest Griffith, Jr.	7	159	22.7
1949	Forrest Griffith, Sr.	12	280	23.3
1950	Charlie Hoag, So.	11	259	23.5
1951	Charlie Hoag, Jr.	10	278	27.8
1952	Charlie Hoag, Sr.	5	132	26.4
1953	Don Hess, Jr.	6	220	36.7
1954	Terry McIntosh, So.	9	172	19.1
1955	Bev Buller, Sr.	9	126	14.0
1956	Homer Floyd, So.	11	261	23.7
1957	Homer Floyd, Jr.	12	260	21.7
1958	Homer Floyd, Sr.	9	212	23.6
1959	John Hadl, So.	10	296	29.6
1960	John Hadl, Jr.	4	87	21.8
1961	John Hadl, Sr.	8	165	20.6
1962	Gale Sayers, So.	6	141	23.5
1963	Gale Sayers, Jr.	9	184	20.4
1964	Gale Sayers, Sr.	7	195	27.8
1965	Mike Johnson, Sr.	10	156	15.6
1966	Donnie Shanklin, So.	20	387	19.4
1967	Junior Riggins, Jr.	14	285	20.4
1968	Donnie Shanklin, Sr.	13	217	16.7
1969	Steve Conley, So.	15	279	18.6
1970	Ron Jessie, Sr.	21	494	23.5
1971	Steve Conley, Sr.	12	212	17.7
1972	Delvin Williams, Jr.	15	257	17.1
1973	Laverne Smith, Fr.	10	117	11.7
1974	Eddie Lewis, Jr.	10	180	18.0
1975	Eric Franklin, Fr.	16	369	23.1
1976	Mike Higgins, Fr.	11	214	19.5
1977	Jimmy Little, So.	11	179	16.3
1978	Mike Higgins, Jr.	12	263	21.9
1979	Wayne Capers, Fr.	11	201	18.3
1980	Wayne Capers, So.	6	124	20.7
1981	Bobby Johnson, Jr.	13	234	21.3
1982	Darren Green, Jr.	12	276	23.0
1983	Darren Green, Sr.	13	254	19.5
1984	Milt Garner, Fr.	19	380	20.0
1985	Undra Lofton, So.	8	83	10.4
1986	Scott Shriner, Jr.	15	282	18.8
1987	Frank Hatchett, Fr.	17	293	17.2
1988	Arnold Snell, Sr.	24	531	22.1
1989	Maurice Douglas, So.	17	326	19.2
1990	Maurice Douglas, Jr.	21	422	20.1
1991	George White, So.	15	263	17.5
1992	George White, Jr.	15	330	22.0
1993	Dorian Brew, So.	11	250	22.8
1994	Ashaundai Smith, Jr.	17	448	26.4
1995	Ashaundai Smith, Sr.	15	340	22.7
1996	Eric Vann, Jr.	18	451	25.1
1997	David Winbush, Fr.	21	455	21.7
1998	Mitch Bowles, Jr.	16	377	23.6
1999	Carl Nesmith, Jr.	21	484	23.0
2000	David Winbush, Sr.	9	196	21.8
2001	Termaine Fulton, Sr.	15	331	22.4
2002	Greg Heaggans, So.	28	691	24.7
2003	Greg Heaggans, Jr.	28	665	23.8
2004	Greg Heaggans, Sr.	15	359	23.9
2005	Kenneth Thompson, Jr.	11	246	22.4
2006	Marcus Herford, So.	29	757	26.1
2007	Marcus Herford, Jr.	31	888	28.6
2008	Marcus Herford, Sr.	28	430	15.4
2009	Dezmon Briscoe, Jr.	19	432	22.7
2010	D.J. Beshears, So.	36	922	25.6
2011	D.J. Beshears, Jr.	49	1,014	20.7
2012	Tre' Parmalee, Fr.	13	260	20.0
2013	JaCorey Shepherd, Jr.	24	547	22.8
2014	JaCorey Shepherd, Sr.	37	773	20.9
2015	Ryan Schadler, RFr.	33	750	22.7
2016	LaQuvionte Gonzalez, Jr.	28	601	21.5

# PUNT RETURNS

## CAREER RECORDS

2003-05  
**96** CHARLES GORDON

PUNT RETURNS

1972-74  
**69** BRUCE ADAMS

PUNT RETURNS

1966-68  
**57** DONNIE SHANKLIN

PUNT RETURNS

2008-12  
**56** DAYMOND PATTERSON

PUNT RETURNS

Punt Return Yards	Yards	Years
1. Charles Gordon	999	2002-05
2. Donnie Shanklin	606	1966-68
3. Bud French	600	1946-49

### Punt Return Average

	Avg.	Years
(Min. 15)		
Ralph Moody	19.5 (15-293)	1953-55
(Min. 18)		
Isaac Byrd	14.6 (18-262)	1995-96

### Punt Return Touchdowns

	No.	Years
1. Donnie Shanklin	3	1966-68

## SEASON RECORDS

Punt Returns	No.	Years
1. Charles Gordon, Sr.	41	2005
2. Dutch Lonborg, Sr.	32	1920
3. Charles Gordon, Jr.	29	2004
4. LeRoy Irvin, Sr.	27	1979
Bruce Adams, Sr.	27	1974
6. Charles Gordon, So.	26	2003

Punt Return Yards	Yards	Year
1. Charles Gordon, Sr.	398	2005
2. Charles Gordon, So.	341	2003
3. Gil Reich, Sr.	327	1952
4. LeRoy Irvin, Sr.	321	1979

Punt Return Average	Avg.	Year
(Min. 10)		
Isaac Byrd, Sr.	19.5 (11-214)	1996
(Min. 15)		
Gil Reich, Sr.	17.2 (19-327)	1952



CHARLES GORDON

### Punt Return Touchdowns

	No.	Year
1. Milt Garner, Jr.	2	1986
LeRoy Irvin, Sr.	2	1979
Gil Reich, Sr.	2	1952

## GAME RECORDS

Punt Returns	No.	Game, Date
1. Dutch Lonborg, Sr.	13	vs. Drake, 10-16-20

Punt Return Yards	Yards	Game, Date
1. Dutch Lonborg, Sr.	277	vs. Drake, 10-16-20
2. Donnie Shanklin, Sr.	139	vs. Indiana, 9-28-68

### Punt Return Average

(Min. 4)	Avg.	Game, Date
Donnie Shanklin, Sr.	34.8 (4-139)	vs. Indiana, 1968

### Punt Return Touchdowns

	No.
1. Several times	1

(Most recent: Nick Harwell at West Virginia, 10-4-14)

### Longest Punt Return

	Yards	Game, Date
1. Isaac Byrd, Sr.	94	vs. Oklahoma, 10-5-96
2. Bob Marshall, Jr.	90	vs. Oklahoma St., 10-26-56
3. Lee Hawkins, Sr.	88	vs. Iowa State, 10-23-71
4. Brian Murph, So.	85	vs. Houston, 12-23-05
5. Charles Gordon, So.	82*	vs. UNLV, 9-6-03
Ralph Moody, Jr.	82	vs. UCLA, 9-25-54
7. Harrison Hill, Fr.	81	vs. UAB, 9-26-98
Dorian Brew, Jr.	81	vs. UAB, 9-24-94
9. Henri Childs, Fr.	79	vs. Missouri, 9-12-98
10. Dick Blowey, Jr.	78*	vs. SMU, 10-23-54

\* - Did not score

## YEARLY LEADERS

Year	Player	No.	Yds.	Avg.
1948	Bud French, Jr.	25	307	12.3
1949	Bud French, Sr.	21	293	13.9
1950	Marion Wells, Jr.	12	193	16.1
1951	Marion Wells, Sr.	14	148	10.6
1952	Gil Reich, Sr.	19	327	17.2
1953	Don Hess, Jr.	7	83	11.9
1954	Ralph Moody, Jr.	9	150	16.7
1955	Ralph Moody, Sr.	3	64	21.3
1956	Bob Marshall, Jr.	6	124	20.7
1957	Larry Carrier, Jr.	6	73	12.2
1958	Homer Floyd, Sr.	14	130	9.3
1959	John Hadl, So.	10	81	8.1
1960	Roger McFarland, So.	15	134	8.9
1961	John Hadl, Sr.	17	191	11.2
1962	Ron Oelschlager, So.	9	113	12.6
1963	Gale Sayers, Jr.	5	130	26.0
1964	Gale Sayers, Sr.	15	138	9.2
1965	Charlie Hess, Sr.	19	46	2.4
1966	Donnie Shanklin, So.	17	212	12.5
1967	Donnie Shanklin, Jr.	25	271	10.8
1968	Donnie Shanklin, Sr.	15	213	14.2
1969	Steve Conley, So.	13	120	9.2
1970	Steve Conley, Jr.	18	155	8.6
1971	Lee Hawkins, Sr.	11	151	13.7
1972	Bruce Adams, So.	16	123	7.7
1973	Bruce Adams, Jr.	26	292	11.2
1974	Bruce Adams, Sr.	27	132	4.9
1975	Eddie Lewis, Sr.	11	32	2.9
1976	Skip Sharp, Sr.	24	173	7.2
1977	Jimmy Little, So.	24	142	5.9
1978	Jimmy Little, Jr.	11	95	8.6
1979	LeRoy Irvin, Sr.	27	321	11.9
1980	Dan Wagoner, Jr.	12	25	2.1
1981	Dan Wagoner, Sr.	11	43	3.9
1982	Darren Green, So.	21	194	9.2
1983	Darren Green, Jr.	8	89	11.1
1984	C.J. Eanes, Fr.	13	83	6.3
1985	C.J. Eanes, So.	26	194	7.5
1986	Milt Garner, Jr.	14	193	13.8
1987	Milt Garner, Sr.	13	134	10.3
1988	Tim Hill, Fr.	4	12	3.0
1989	Matt Gay, Fr.	10	66	6.6
1990	Charley Bowen, So.	9	86	9.6
1991	Matt Gay, Jr.	15	182	12.1
1992	Charley Bowen, Sr.	17	122	7.2
1993	Dorian Brew, So.	7	97	13.9
1994	Dorian Brew, Jr.	12	152	12.7
1995	Isaac Byrd, Jr.	7	48	6.6
1996	Isaac Byrd, Sr.	11	214	19.5
1997	Tony Blevins, Sr.	24	122	5.1
1998	Henri Childs, Fr.	15	166	11.1
1999	Henri Childs, So.	20	226	11.3
2000	Roger Ross, Jr.	23	189	8.2
2001	Roger Ross, Sr.	25	269	10.8
2002	Remuise Johnson, Jr.	19	124	6.5
2003	Charles Gordon, So.	26	341	13.1
2004	Charles Gordon, Jr.	29	260	9.0
2005	Charles Gordon, Sr.	41	398	9.7
2006	Jonathan Lamb, Sr.	15	165	11.0
2007	Raimond Pendleton, So.	14	170	12.1
2008	Daymond Patterson, Fr.	22	243	11.0
2009	Daymond Patterson, So.	21	168	8.0
2010	Daymond Patterson, Jr.	13	49	3.8
2011	D.J. Beshears, Jr.	10	72	7.2
2012	Daymond Patterson, Sr.	6	45	7.5
2013	Connor Embree, Jr.	16	182	11.4
2014	Nick Harwell, Sr.	8	155	19.4
2015	Tre' Parmalee, Sr.	10	28	2.8
2016	LaQuvionte Gonzalez	6	-10	-1.7



# TACKLES

## CAREER RECORDS

Total Tackles	No.	Years
1. Willie Pless	633	1982-85
2. Nick Reid	416	2002-05
3. Rick Bredesen	403	1984-87
4. Kyle McNorton	381	1978-81
5. Curtis Moore	350	1986-87, 90
6. LeRoy Irvin	347	1976-79
7. Mike Sweatman	341	1965-67
8. Ben Heeney	335	2011-14
9. Ronnie Ward	332	1992-96
10. Chris Toburen	318	1978-81
11. Kenny Page	313	1969-71
12. Hassan Bailey	309	1989-92
Scellars Young	309	1977-80

Tackles By a Lineman	No.	Years
1. Eldridge Avery	268	1983, 85-87
2. Gregg Smith	256	1977-78, 80-81
3. Mike Butler	208	1973-77
4. John Zook	202	1966-68

Tackles By a Linebacker	No.	Years
1. Willie Pless	633	1982-85
2. Nick Reid	416	2002-05
3. Rick Bredesen	403	1984-87
4. Kyle McNorton	381	1978-81

Tackles By a Defensive Back	No.	Years
1. LeRoy Irvin	347	1976-79
2. Darrell Stuckey	295	2006-09
3. Chris Harris	290	2007-10

Tackles for a Loss	No.	Years
1. Willie Pless	41	1982-85
2. Nick Reid	40	2002-05
Jim Zidd	40	1977-79
4. Ben Heeney	35.5	2011-14
5. Algie Atkinson	35	1998-2001
6. Jake Laptad	33.5	2007-10
7. Mike Butler	33	1973-76
8. Nate Dwyer	31	1998-2001
9. Charlton Keith	30	2004-05
David McMillan	30	2001-04
Dana Stubblefield	30	1990-92
Gilbert Brown	30	1989-92

Quarterback Sacks	No.	Years
1. Algie Atkinson	24	1998-2001
2. Jake Laptad	21	2007-10
3. Ron Warner	20.5	1996-97
4. Brandon Perkins	20	2002-05
Phil Forte	20	1983-86
6. Nate Dwyer	17	1998-2001
Dana Stubblefield	17	1990-92
8. Kyle Moore	15.5	1990-92
9. David McMillan	15	2001-04
10. Nick Reid	14	2002-05

## SEASON RECORDS

Total Tackles	No.	Year
1. Willie Pless, Jr.	206	1984
2. Willie Pless, Sr.	191	1985
3. Willie Pless, So.	188	1983
4. Curtis Moore, So.	170	1988
5. Steve Towle, Sr.	155	1974
6. Darnell Williams, Fr.	147	1983
7. Roger Robben, So.	146	1989
8. Nick Reid, So.	133	2003
9. Kyle McNorton, Sr.	132	1981
Kyle McNorton, Jr.	132	1980

Tackles By a Lineman	No.	Year
1. Michael Lemon, Sr.	106	1974
2. Jeffrey Fox, Sr.	102	1980
3. Gregg Smith, Jr.	91	1980
Dean Zook, Jr.	91	1973

Tackles by a Linebacker	No.	Year
1. Willie Pless, Jr.	206	1984
2. Willie Pless, Sr.	191	1985
3. Willie Pless, So.	188	1983

Tackles by a Defensive Back	No.	Year
1. LeRoy Irvin, Jr.	127	1978
2. Michael Allen, Sr.	120	1998
3. Clint Bowen, Sr.	114	1993

Tackles for a Loss	No.	Year
1. Charlton Keith, Sr.	23	2005
2. Greg Cole, Sr.	21	2002
3. Ron Warner, Sr.	20.5	1997
4. Dorance Armstrong Jr., So.	20.0	2016
5. James Holt, Sr.	19.5	2008
6. Jim Zidd, Jr.	19	1978
7. Algie Atkinson, Sr.	18	2001
8. Stanley Gardner, Jr.	17	1979
9. Willie Pless, So.	16	1984
10. Nick Reid, Jr.	15	2004
Mike Butler, Sr.	15	1976
Dean Zook, Jr.	15	1973

Quarterback Sacks	No.	Year
1. Ron Warner, Sr.	14.5	1997
2. Algie Atkinson, Sr.	11	2001
3. Dorance Armstrong Jr., So.	10	2016
James Holt, Sr.	10	2008
Brandon Perkins, Sr.	10	2005
Dana Stubblefield, Jr.	10	1991
7. Kyle Moore, Sr.	9.5	1992
8. Charlton Keith, Sr.	9	2005
9. Phil Forte, So.	8	1984
10. Michael Reynolds, Sr.	7	2014
Jake Laptad, So.	7	2008
David McMillan, Sr.	7	2004
Brandon Perkins, So.	7	2003
Nate Dwyer, Jr.	7	2000
Algie Atkinson, Jr.	7	2000
Hanson Caston, Sr.	7	1998
Keith Rodgers, Sr.	7	1995
Phil Forte, Sr.	7	1986
Willie Pless, Jr.	7	1984

## GAME RECORDS


Total Tackles	No.	Game, Date
1. Curtis Moore, So.	25	vs. Iowa State, 10-22-88
Willie Pless, Jr.	25	vs. Oklahoma St., 10-20-84
Steve Towle, Sr.	25	vs. Colorado, 11-9-74
4. Marcus Rogers, Sr.	22	vs. Texas Tech, 10-6-01
Curtis Moore, So.	22	vs. Missouri, 11-19-88
Curtis Moore, So.	22	vs. Colorado, 10-15-88
Willie Pless, Jr.	22	vs. Kansas St., 10-13-84
Willie Pless, So.	22	vs. Missouri, 11-19-83
9. Ben Heeney, Sr.	21	at Texas Tech, 10-18-14
LeRoy Irvin, Sr.	21	vs. Missouri, 11-22-79
Scellars Young, So.	21	vs. Colorado, 10-7-78
Emery Hicks, Jr.	21	vs. Oklahoma, 11-9-68

Tackles By A Lineman	No.	Game, Date
1. Sylvester Wright, Sr.	15	vs. Oklahoma, 10-22-94
John Zook, Jr.	15	vs. Nebraska, 10-14-67

Tackles By A Linebacker	No.	Game, Date
1. Curtis Moore, So.	25	vs. Iowa State, 10-22-88
(19 UT, 6 AT)		
Willie Pless, Jr.	25	vs. Oklahoma St., 10-20-84
(10 UT, 15 AT)		
Steve Towle, Sr.	25	vs. Colorado, 11-9-74
(11 UT, 14 AT)		

Tackles By A Defensive Back	No.	Game, Date
1. LeRoy Irvin, Sr.	21	vs. Missouri, 11-22-79

Quarterback Sacks	No.	Game, Date
1. Brandon Perkins, Sr.	5	vs. LA Tech, 9-17-05
2. Ron Warner, Sr.	4	vs. Texas Tech, 10-11-97
3. Several players	3	
(Most recent: Cameron Rosser, Sr. vs. TCU, 10-8-16)		



ALGIE ATKINSON

Kt

Mj

Cs

O

R

Rb

H

## YEARLY LEADERS

**1984** **206 TACKLES**  
**WILLIE PLESS**

**1985** **191 TACKLES**  
**WILLIE PLESS**

**1983** **188 TACKLES**  
**WILLIE PLESS**

Year	Player	Tackles
1965	Mike Sweatman, So.	115
1966	Mike Sweatman, Jr.	116
1967	Mickey Doyle, Jr.	114
1968	Emery Hicks, Jr.	117
1969	Kenny Page, So.	122
1970	Gary Davenport, Sr.	90
1971	Kenny Page, Sr.	119
1972	Steve Towle, So.	93
1973	Dean Zook, Jr.	91
1974	Steve Towle, Sr.	155
1975	Terry Beeson, Jr.	103
1976	Terry Beeson, Sr.	130
1977	LeRoy Irvin, So.	106
1978	LeRoy Irvin, Jr.	127
1979	Scellars Young, Jr.	107
1980	Kyle McNorton, Jr.	132
1981	Kyle McNorton, Sr.	132
1982	Eddie Simmons, Sr.	111
1983	Willie Pless, So.	188
1984	Willie Pless, Jr.	206
1985	Willie Pless, Sr.	191
1986	Rick Bredesen, Jr.	106
1987	Curtis Moore, Fr.	103
1988	Curtis Moore, So.	170
1989	Roger Robben, So.	146
1990	Hassan Bailey, So.	89
1991	Doug Terry, Sr.	93
1992	Hassan Bailey, Sr.	79
1993	Clint Bowen, Sr.	114
1994	Ronnie Ward, Jr.	98
1995	Jason Thoren, So.	119
1996	Ronnie Ward, Sr.	121
1997	Tony Blevins, Sr.	97
1998	Michael Allen, Sr.	120
1999	Andrew LeClair, So.	102
2000	Carl Nesmith, Sr.	103
2001	Marcus Rogers, Sr.	97
2002	Greg Cole, Sr.	106
2003	Nick Reid, So.	133
2004	Nick Reid, Jr.	109
2005	Nick Reid, Sr.	112
2006	Mike Rivera, So.	90
2007	Joe Mortensen, Sr.	106
2008	James Holt, Sr.	105
2009	Darrell Stuckey, Sr.	93
2010	Steven Johnson, Jr.	95
2011	Steven Johnson, Sr.	124
2012	Ben Heeney, So.	112
2013	Ben Heeney, Jr.	88
2014	Ben Heeney, Sr.	127
2015	Fish Smithson, Jr.	111
2016	Fish Smithson, Sr.	93



WILLIE PLESS



BEN HEENEY



NICK REID

# INTERCEPTIONS

## CAREER RECORDS

Interceptions	No.	Years
1. Ray Evans	17	1941-42, 46-47
2. Aqib Talib	13	2005-07
3. Hal Cleavinger	12	1950-52
4. Milt Garner	11	1984-87
5. Wayne Ziegler	10	1983-86
LeRoy Irvin	10	1976-79
Gary Adams	10	1970-72
8. Charles Gordon	9	2003-05
Pete Konek	9	1951-52
10. Darrell Stuckey	8	2006-09
Justin Thornton	8	2006-09
Richard Bertuzzi	8	1945-48

## Interception Return Yards

	Yards	Years
1. Aqib Talib	322	2005-07
2. Bradley McDougald	189	2009-12
3. Pete Konek	180	1951-52

## Touchdown Returns

	No.	Years
1. Aqib Talib	2	2005-07
Patrick Brown	2	1995-98
Roger Foote	2	1978, 80-82

## SEASON RECORDS

Interceptions	No.	Year
1. Ray Evans, So.	10	1942
2. John Konek, So.	8	1951
3. Charles Gordon, Jr.	7	2004
4. Aqib Talib, Jr.	6	2006
Remuise Johnson, Jr.	6	2002
Jeff Colter, Sr.	6	1983
Skip Sharp, Sr.	6	1976
Hal Cleavinger, Sr.	6	1952
9. Isaiah Johnson, So.	5	2013
Darrell Stuckey, Jr.	5	2008
Aqib Talib, Sr.	5	2007
Justin Thornton, So.	5	2007
Milt Garner, So.	5	1985
Wayne Ziegler, So.	5	1984
Joe Tumpich, Sr.	5	1980
LeRoy Irvin, Sr.	5	1979
Tom Fitch, Sr.	5	1977
Rocky Bron, Sr.	5	1973
Hal Cleavinger, So.	5	1950

## Interception Returns

	Yards	Year
1. Aqib Talib, Sr.	195	2007
2. John Konek, So.	180	1951

## Touchdown Returns

	No.	Year
1. Aqib Talib, Sr.	2	2007
Patrick Brown, Jr.	2	1997
Roger Foote, Jr.	2	1981

## GAME RECORDS

Interceptions	No.	Game, Date
1. Bill Crank, So.	3	vs. Tulane, 10-25-58
Duane Morris, So.	3	vs. Oklahoma St., 11-16-57
John Konek, So.	3	vs. Oklahoma St., 11-17-51
4. Several players	2	(Most recent: Brandon Stewart, Sr. vs. TCU, 10-8-16)

Interception Returns	Yards	Game, Date
1. Aqib Talib, Sr.	100	vs. FIU, 9-22-07
2. John Hadl, So.	98	vs. TCU, 9-19-59
3. James Bowman, Sr.	92	vs. Oklahoma, 11-17-73
4. Marquis Roberts, Jr.	83	at Iowa State, 10-3-15
5. Deral Boykin, So.	78	vs. Montana State, 9-2-89
6. Tom Fitch, Sr.	75	vs. Washington St., 9-24-77
Dale Holt, So.	75	vs. Illinois, 9-21-68

Touchdown Returns	No.	Game, Date
1. Patrick Brown, Jr.	2	vs. UAB, 8-28-97



RAY EVANS



AQIB TALIB

## YEARLY LEADERS

Year	Player	No.	Yards
1942	Ray Evans, So.	10	--
1946	Dick Bertuzzi, So.	2	2
1947	Tom Scott	4	63
1948	Dick Bertuzzi, Sr.	4	15
	Forrest Griffith, Jr.	4	58
1949	Cliff McDonald, Sr.	3	26
	Bill Mace, Fr.	3	87
1950	Hal Cleavinger, So.	5	45
1951	John Konek, So.	8	180
1952	Hal Cleavinger, Sr.	6	67
1953	Dan Hess, Jr.	4	49
1954	Ralph Moody, Jr.	2	7
1955	Bev Buller, Sr.	3	31
1956	Charles McCue	3	89
1957	Duane Morris, So.	4	47
1958	Bill Crank, So.	4	50
1959	John Hadl, So.	3	105
1960	Jim Jarrett, Jr.	2	4
	Roger McFarland, So.	2	7
	Doyle Schick, Sr.	2	9
1961	Roger McFarland, Jr.	2	33
	Kent Staab, Sr.	2	11
1962	Jim Marshall, Sr.	2	22
	Ron Oelschlaeger, So.	2	9
1963	Phil Doughty, Sr.	3	56
1964	Dave Crandall, Sr.	3	47
1965	Charles Hess, Sr.	3	22
1966	Tommy Ball, So.	2	18
	Bill Hunt, So.	2	79
	Bill Lynch, Jr.	2	5
1967	Tommy Ball, Jr.	3	47
1968	Dave Holt, So.	4	88
1969	George McGowan, Sr.	3	19
1970	Gary Adams, So.	4	46
1971	Gary Adams, Jr.	3	30
	Lee Hawkins, Sr.	3	3
1972	Gary Adams, Sr.	3	109
	Rick Mudge, So.	3	86
	Steve Towle, So.	3	17
1973	Rocky Bron, Sr.	5	34
1974	Nolan Cromwell, So.	3	19
1975	John O'Rear	4	76
	Chris Golub, Jr.	4	41
1976	Skip Sharp, Sr.	6	81
1977	Thomas Fitch, Sr.	5	75
1978	LeRoy Irvin, Jr.	2	26
1979	LeRoy Irvin, Sr.	5	58
1980	Joe Tumpich, Sr.	5	52
1981	Roger Foote, Jr.	4	92
1982	Eddie Simmons, Jr.	2	27
	Robert Gentry, Sr.	2	3
1983	Jeff Colter, Sr.	6	61
1984	Wayne Ziegler, So.	5	106
1985	Milt Garner, So.	5	47
1986	Wayne Ziegler, Sr.	3	6
1987	Clint Normore, Jr.	2	0
	Milt Garner, Sr.	2	0
1988	Peda Samuel, Sr.	4	84
1989	Deral Boykin, So.	2	78
1990	Tim Hill, Jr.	2	2
	Hassan Bailey, So.	2	19
1991	Tim Hill, Sr.	4	39
1992	Charley Bowen, Sr.	4	83
	Kwamie Lassiter, So.	4	53
1993	Dorian Brew, So.	2	0
	Clint Bowen, Sr.	2	8
	Tony Blevins, Fr.	2	31
1994	Kwamie Lassiter, Sr.	3	30
1995	Dorian Brew, Sr.	4	79
1996	Jason Harris, Jr.	4	0
1997	Jamie Harris, Jr.	3	64
	Patrick Brown, Jr.	3	74
1998	Muhammad Abdul-Rahim, Jr.	3	5
1999	Carl Nesmith, Jr.	3	68
2000	Carl Nesmith, Sr.	3	72
	Quincy Roe, Jr.	3	25
2001	Andrew Davison, Sr.	3	5
2002	Remuise Johnson, Jr.	6	7
2003	Tony Stubbs, Jr.	2	37
	Remuise Johnson, Sr.	2	1
	Rodney Fowler, So.	2	35
2004	Charles Gordon, Jr.	7	52
2005	Theo Baines, Sr.	4	48
2006	Aqib Talib, Jr.	6	82
2007	Aqib Talib, Sr.	5	195
	Justin Thornton, So.	5	74
2008	Darrell Stuckey, Jr.	5	33
2009	Ryan Murphy, So.	2	0
2010	Isiah Barfield, Jr.	2	8
	Tyler Patmon, Fr.	2	8
2011	Bradley McDougald, Jr.	2	86
	Greg Brown, Jr.	2	20
2012	Bradley McDougald, Sr.	3	63
	Tyler Patmon, Jr.	3	54
2013	Isaiah Johnson, So.	5	45
2014	JaCorey Shepherd, Sr.	3	0
2015	Greg Allen, Jr.	2	13
	Fish Smithson, Jr.	2	22
2016	Fish Smithson, Sr.	4	5

Kt

MJ

Cs

O

R

Rb

H



# TEAM PER GAME BESTS

## OFFENSE

### Rushing Yards Per Game

	Avg.	Yards	G	Year
1.	311.6	3116	10	1950
2.	297.4	3721	11	1976
3.	290.7	3488	11	1975
4.	272.6	2999	11	1968
5.	261.0	2610	10	1962
6.	247.1	2718	11	1994
7.	245.2	2698	11	1991
8.	243.1	2431	10	1963
9.	232.1	2553	11	1992
10.	228.6	2286	10	1961

### Total Yards Per Game

	Avg.	Yards	G	Year
1.	479.8	6237	13	2007
2.	432.4	3973	13	2008
3.	422.4	5069	12	2009
4.	421.5	5479	13	2003
5.	403.1	4434	11	1983
6.	401.8	4420	11	1968
7.	396.8	3968	10	1950
8.	395.1	4346	11	1992
9.	393.2	4325	11	1995
10.	384.3	4228	11	1991

### Passing Yards Per Game

	Avg.	Yards	G	Year
1.	310.3	3724	12	2009
2.	305.6	3973	13	2008
3.	291.0	3783	13	2007
4.	286.0	3146	11	1983
5.	255.9	3327	13	2003
6.	254.8	3057	11	1985
7.	240.4	2885	12	2016
8.	220.5	2425	11	2004
9.	207.9	2287	11	1972
10.	197.7	2372	12	2006

### Points Per Game

	Avg.	Pts	G	Year
1.	42.7	556	13	2007
2.	34.5	380	11	1968
3.	33.4	434	13	2008
4.	31.8	350	11	1992
5.	31.6	316	10	1951
6.	29.5	384	13	2003
7.	29.4	353	12	2009
8.	29.0	348	12	2006
9.	29.0	290	10	1947
10.	28.5	314	11	1994

## DEFENSE

### Rushing Yards Per Game

	Avg.	Yards	G	Year
1.	83.2	999	12	2005
2.	94.8	1232	13	2007
3.	109.0	1308	12	2006
4.	109.2	1092	10	1947
5.	113.9	1139	10	1961
6.	117.6	1294	11	2004
7.	123.0	1600	13	2008
8.	125.7	1383	11	1992
9.	135.7	1357	10	1962
10.	138.2	1659	12	2009

### Total Yards Per Game

	Avg.	Yards	G	Year
1.	187.2	1872	10	1960
2.	189.1	1891	10	1947
3.	215.1	2151	10	1961
4.	235.8	2358	10	1962
5.	240.4	2404	10	1948
6.	240.7	2407	10	1946
7.	253.6	2536	10	1963
8.	255.9	2559	10	1952
9.	258.7	3104	11	1973
10.	272.0	3264	11	1975

### Passing Yards Per Game

	Avg.	Yards	G	Year
1.	48.3	483	10	1960
2.	61.0	610	10	1953
3.	61.2	612	10	1957
4.	74.1	741	10	1955
5.	77.7	777	10	1954
6.	82.0	820	10	1947
7.	86.6	866	10	1963
8.	90.4	994	11	1973
9.	92.8	1114	11	1975
10.	94.4	944	10	1945

### Points Per Game

	Avg.	Pts.	G	Year
1.	7.8	78	10	1960
2.	8.1	81	10	1961
3.	8.2	82	10	1947
4.	11.0	110	10	1952
5.	11.6	116	10	1962
6.	12.2	122	10	1963
7.	12.3	127	11	1975
8.	13.4	134	10	1959
9.	13.5	135	10	1946
10.	13.7	137	10	1948

# TEAM GAME BESTS

## OFFENSE

### Rushing Yards

662	Washington, (Mo.), 1923
556	Missouri, 1975
513	Missouri, 1991
499	Oklahoma State, 1962
467	Washington State, 1976
467	Kansas State, 1950
452	Wisconsin, 1975
450	Denver, 1950
444	Oklahoma State, 1963
440	Oregon State, 1975
428	Colorado, 1968
425	Colorado, 1980
421	Missouri, 1976
420	Kansas State, 1975
418	UAB, 1994
414	Kansas State, 1951
401	Kansas State, 1968

### Passing Yards

498	Missouri, 2009
498	Vanderbilt, 1985
442	Iowa State, 2009
422	Colorado, 2003
412	Louisiana Tech, 2008
411	Iowa State, 1989
405	Nebraska, 2006
401	Washington State, 1972
399	Rhode Island, 2016
396	Jacksonville State, 2003
394	Colorado, 1983
394	Tennessee, 1973
391	Florida International, 2007
385	USC, 1983
381	South Florida, 2008
375	Missouri, 2008
367	Sam Houston State, 2008
362	Oklahoma State, 2007
357	Oklahoma, 2008
354	Iowa State, 2007
354	Nebraska, 2007
354	Missouri, 1983
349	Missouri, 2007
345	Minnesota, 2008
342	TCU, 2014
340	Houston, 2005
330	Texas Tech, 2015
328	Texas A&M, 2003
327	Toledo, 2004
327	Texas Tech, 2000
325	Oklahoma State, 2011
325	Toledo, 2007

### Total Offense Yards

651	Vanderbilt, 1985
648	Missouri, 1991
641	Jacksonville State, 2003
626	Missouri, 1975
615	Florida International, 2007
615	Kansas State, 1950
598	South Dakota State, 1947
593	UAB, 1987
586	Colorado, 2003
586	Colorado, 1980
582	Ball State, 1992
576	South Dakota State, 2015
576	UTEP, 2009
574	Nebraska, 2006
572	Nebraska, 2007
570	Rhode Island, 2016
566	Iowa State, 2007
560	Florida State, 1974
557	Toledo, 2007
556	Washington State, 1972

## DEFENSE

### Rushing Yards

-56	Kansas State, 1992
-31	Southeastern Louisiana, 2007
-23	Denver, 1947
-10	Kansas State, 1961
-9	Boston University, 1959
-8	Utah State, 1986
-6	Missouri, 2004
0	Kansas State, 1960
4	UTEP, 2009
6	UAB, 1993
7	Nebraska, 1952
10	Missouri, 2000
11	Iowa State, 1937
12	Kansas State, 1947
17	Florida State, 1973
21	Nebraska, 2005
23	Washington State, 1973
23	Minnesota, 1966
23	Missouri, 1931

### Passing Yards

0	Colorado, 1988
0	Oklahoma, 1976
0	Missouri, 1963
0	Missouri, 1957
0	TCU, 1953
0	Kansas State, 1953
0	Kansas State, 1949
0	Oklahoma, 1936
0	Nebraska, 1913
1	Iowa State, 1916, 1928
4	Oklahoma State, 1960
5	Arizona, 1949
6	TCU, 1960
9	TCU, 1947
11	Colorado, 1985
11	Tulsa, 1982
14	Kansas State, 1935
15	Oklahoma State, 1972
16	Oklahoma, 1982
16	Kansas State, 1951
17	Miami (Fl.), 1978
18	Oklahoma State, 1992
18	New Mexico, 1969
18	Oklahoma State, 1923
20	Oklahoma, 1990

### Total Defense Yards

17	Denver, 1947
35	Kansas State, 1961
46	Missouri, 1958
50	Nebraska, 1960
62	TCU, 1947
62	Kansas State, 1947
69	Kansas State, 1992
75	Southeastern Louisiana, 2007
78	Utah State, 1987
78	Kansas State, 1960
78	Kansas State, 1946
82	Boston University, 1959
98	Oklahoma, 1961
98	Iowa State, 1953

## OPPONENT

### Rushing Yards

604	Georgia Tech, 2011
567	Nebraska, 1983
566	Oklahoma, 1986
565	Oklahoma, 1987
547	Nebraska, 1988
537	Oklahoma, 1953
536	Oklahoma State, 1988
533	Oklahoma, 1954
516	Nebraska, 1978
515	Nebraska, 1989
510	Oklahoma, 2014
502	Oklahoma, 1971

### Passing Yards

548	Texas Tech, 2016
508	Texas Tech, 2012
494	Oklahoma State, 2011
481	North Carolina State, 2003
476	Utah, 1996
468	Oklahoma, 2008
445	Oklahoma, 2015
444	Missouri, 1989
437	Baylor, 2013
434	Baylor, 2010
429	Oklahoma State, 1989
428	Texas A&M, 2002
419	Colorado, 2003
418	Texas Tech, 2008
411	Oklahoma State, 2006

### Total Offense Yards

799	Nebraska, 1978
768	Georgia Tech, 2011
743	Baylor, 2013
717	Oklahoma State, 1988
710	Oklahoma, 2015
680	Auburn, 1988
680	Nebraska, 1983
678	Baylor, 2010
674	Oklahoma, 2008
669	Baylor, 2014
667	Missouri, 1949
666	Baylor, 2012
665	Nebraska, 1988
665	Missouri, 1948

## INDIVIDUAL

### Rushing Yards

427	Samaje Perine, Oklahoma, 2014
319	Devin West, Missouri, 1998
313	Barry Sanders, Okla. St., 1988
309	Chris Brown, Colorado, 2002
294	Calvin Jones, Nebraska, 1991
285	Mike Rozier, Nebraska, 1983

### Passing Yards

476	Seth Doege, Texas Tech, 2012
476	Mike Fouts, Utah, 1996
475	Phillip Rivers, NC State, 2003
444	Kent Kiefer, Missouri, 1989
430	Bryce Petty, Baylor, 2013

### Receiving Yards

300	Adarius Bowman, Okla. St., 2006
233	Denario Alexander, Missouri, 2009
231	Linzy Collins, Missouri, 1990
219	Jonathan Giles, Texas Tech, 2016
217	Ryan Broyles, Oklahoma, 2011
193	Linzy Collins, Missouri, 1989



## TEAM YEAR-BY-YEAR

YEAR	OVERALL			CONFERENCE		TOTAL OFFENSE		RUSHING		PASSING			SCORING		
	G	W-L	PCT.	W-L	PCT.	YDS.	AVG.	ATT.-YDS.	AVG.	ATT.-COMP.	INT.	PCT.	YDS.	AVG.	PTS.-AVG.
1945	10	4-5-1	.400	1-3-1	.200	2,651	265.1	— 1,859	185.9	132-49	--	.371	792	79.2	139-13.9
1946	10	7-2-1	.700	4-1	.800	2,212	221.2	— 1,477	147.7	92-36	9	.391	735	73.5	157-15.7
1947	10	8-1-1	.800	4-0-1	.800	3,365	336.5	414-2,153	202.7	124-63	5	.508	1,212	121.2	304-27.6
1948	10	7-3	.700	4-2	.667	2,769	276.9	451-1,698	169.8	157-57	17	.372	1,071	107.1	199-19.9
1949	10	5-5	.500	2-4	.333	3,446	344.6	— 1,913	191.3	203-84	26	.413	1,533	153.3	259-25.9
1950	10	6-4	.600	3-3	.500	3,968	396.8	516-3,116	311.6	121-44	14	.363	852	85.2	284-28.4
1951	10	8-2	.800	4-2	.667	3,517	351.7	— 2,412	241.2	155-61	12	.393	1,105	110.5	316-31.6
1952	10	7-3	.700	3-3	.500	3,189	318.9	534-1,951	195.1	179-82	14	.458	1,238	123.8	214-21.4
1953	10	2-8	.200	2-4	.333	2,322	232.2	481-1,732	173.2	114-38	16	.333	590	59.0	83-8.3
1954	10	0-10	.000	0-6	.000	1,881	188.1	411-1,238	123.8	128-40	18	.312	643	64.3	93-9.3
1955	10	3-6-1	.300	1-4-1	.167	2,041	204.1	448-1,253	125.3	119-39	18	.327	788	78.8	93-9.3
1956	10	3-6-1	.300	2-4	.333	2,641	264.1	539-1,960	196.0	116-37	16	.319	681	68.1	163-16.3
1957	10	5-4-1	.500	5-2	.714	2,322	232.2	479-1,501	150.1	112-52	12	.464	821	82.1	115-11.5
1958	10	4-5-1	.400	3-3-1	.429	2,248	224.8	465-1,753	175.3	102-32	11	.314	495	49.5	87-8.7
1959	10	5-5	.500	4-3	.571	2,244	224.4	373-1,678	167.8	78-37	6	.474	566	56.6	163-16.3
1960	10	7-2-1	.700	6-0-1	.857	2,762	276.2	504-2,068	206.8	103-53	5	.515	694	69.4	219-21.9
1961	10	6-3-1	.600	5-2	.714	2,962	296.2	604-2,286	228.6	102-46	6	.451	676	67.6	245-24.5
1962	10	6-3-1	.600	4-2-1	.571	3,291	329.1	522-2,610	261.0	108-47	5	.435	681	68.1	214-21.4
1963	10	5-5	.500	3-4	.429	3,038	303.8	491-2,431	243.1	110-37	11	.336	607	60.7	207-20.7
1964	10	6-4	.600	5-2	.714	2,607	260.7	468-1,896	189.6	122-54	4	.443	711	71.1	136-13.6
1965	10	2-8	.200	2-5	.286	2,349	234.9	400-1,405	140.5	202-78	7	.386	944	94.4	119-11.9
1966	10	2-7-1	.200	0-6-1	.000	2,517	251.7	506-1,608	160.8	162-81	14	.500	909	90.9	106-10.6
1967	10	5-5	.500	5-2	.714	2,877	287.7	457-1,503	150.3	184-85	12	.462	1,374	137.4	166-16.6
1968	11	9-2	.818	6-1	.857	4,420	401.8	594-2,999	272.6	183-90	6	.492	1,421	129.2	394-35.8
1969	10	1-9	.100	0-7	.000	3,056	305.6	517-1,776	177.6	204-79	16	.387	1,280	128.0	176-17.6
1970	11	5-6	.455	2-5	.296	3,599	327.2	554-2,345	213.2	202-85	16	.421	1,254	114.0	270-24.5
1971	11	4-7	.364	2-5	.296	2,892	262.9	541-1,639	149.0	224-104	13	.464	1,253	113.9	187-17.0
1972	11	4-7	.364	2-5	.296	3,717	337.9	472-1,430	130.0	315-159	23	.505	2,287	207.9	208-18.9
1973	11	7-3-1	.636	4-2-1	.571	3,182	265.2	430-1,043	86.9	337-174	11	.516	2,139	194.5	253-21.1
1974	11	4-7	.364	1-6	.143	3,596	326.9	507-2,310	210.0	198-86	18	.434	1,286	116.9	157-14.3
1975	11	7-4	.636	4-3	.571	3,934	327.8	670-3,488	290.7	83-32	5	.386	446	37.2	262-21.8
1976	11	6-5	.545	2-5	.296	3,804	345.8	701-3,271	297.4	120-36	15	.300	533	48.5	260-23.6
1977	11	3-7-1	.273	2-4-1	.296	2,993	272.1	633-2,329	211.7	118-42	12	.356	664	60.4	131-11.9
1978	11	1-10	.091	0-7	.000	2,663	242.1	473-1,229	111.7	260-110	18	.423	1,434	130.4	124-11.3
1979	11	3-8	.273	2-5	.296	2,935	266.8	474-1,273	115.7	274-124	16	.453	1,662	151.1	172-15.6
1980	11	4-5-2	.364	3-3-1	.429	3,339	303.5	520-2,079	189.0	212-98	15	.462	1,260	114.5	171-15.5
1981	11	8-3	.727	4-3	.571	3,003	273.0	544-1,642	149.3	206-101	11	.490	1,361	123.7	188-15.7
1982	11	2-7-2	.182	1-5-1	.143	2,920	265.5	441-1,184	107.6	296-139	20	.470	1,736	157.8	150-13.6
1983	11	4-6-1	.364	2-5	.296	4,434	403.1	398-1,288	117.1	407-216	24	.531	3,146	286.0	296-26.9
1984	11	5-6	.455	4-3	.571	3,673	333.9	452-1,520	138.2	304-169	14	.556	2,153	195.7	218-19.8
1985	12	6-6	.500	2-5	.286	4,523	376.9	444-1,466	122.2	426-235	13	.552	3,057	254.8	262-21.9
1986	11	3-8	.273	0-7	.000	2,786	253.3	337-806	73.3	378-192	20	.508	1,980	180.0	112-10.1
1987	11	1-9-1	.091	0-6-1	.000	3,015	274.1	453-1,220	110.9	288-163	23	.566	1,795	163.2	135-12.3
1988	11	1-10	.091	1-6	.143	3,442	312.9	434-1,577	143.4	270-133	15	.493	1,865	169.5	189-17.2
1989	11	4-7	.364	2-5	.286	3,951	359.2	492-1,787	189.7	268-144	15	.537	2,164	196.7	248-22.5
1990	11	3-7-1	.273	2-4-1	.286	4,070	370.0	576-2,162	196.5	257-145	14	.564	1,908	173.5	213-19.4
1991	11	6-5	.545	3-4	.429	4,228	384.4	614-2,698	245.2	231-114	7	.493	1,530	139.1	303-27.5
1992	12	8-4	.667	4-3	.571	4,346	395.1	563-2,553	232.1	249-118	13	.474	1,793	163.0	380-31.7
1993	12	5-7	.417	3-4	.429	4,276	356.3	581-2,567	213.9	252-137	8	.544	1,709	142.4	242-20.2
1994	11	6-5	.545	3-4	.429	4,268	388.0	558-2,718	247.1	196-114	6	.582	1,550	140.9	324-29.5
1995	12	10-2	.833	5-2	.714	4,325	393.2	493-2,276	206.9	303-182	11	.601	2,049	170.8	345-28.8
1996	11	4-7	.364	2-6	.250	3,850	350.0	514-1,795	163.2	290-155	8	.534	2,055	186.8	300-27.3
1997	11	5-6	.455	3-5	.375	2,656	241.5	411-1,267	115.2	219-98	8	.447	1,389	126.3	177-16.1
1998	11	4-7	.364	1-7	.125	3,517	319.7	429-1,638	148.9	270-133	9	.493	1,879	170.8	280-25.5
1999	12	5-7	.364	3-5	.375	3,992	332.7	512-2,053	171.1	316-164	10	.518	1,939	161.6	294-24.5
2000	12	4-7	.364	2-6	.250	3,755	341.4	471-1,732	157.5	321-145	11	.452	2,023	183.9	261-21.8
2001	11	3-8	.273	1-7	.125	2,968	269.8	438-1,288	117.1	295-132	15	.447	1,680	152.7	182-16.5
2002	12	2-10	.167	0-8	.000	3,801	316.8	472-1,515	126.3	430-200	12	.465	2,286	190.5	248-20.7
2003	13	6-7	.462	3-5	.375	5,479	421.5	492-2,152	165.5	414-255	15	.594	3,327	255.9	384-29.5
2004	11	4-7	.364	2-6	.333	3,459	314.5	378-1,034	94.0	420-234	19	.557	2,425	220.5	262-23.8
2005	12	7-5	.583	3-5	.375	3,956	329.7	425-1,608	134.0	396-211	19	.533	2,348	195.7	269-22.4
2006	12	6-6	.500	3-5	.375	4,491	374.2	438-2,387	176.6	363-203	19	.559	2,372	197.7	348-29.0
2007	13	12-1	.923	7-1	.875	6,237	479.8	512-2,454	188.8	476-302	7	.634	3,783	291.0	556-42.7
2008	13	8-5	.615	4-4	.500	5,621	432.4	445-1,648	126.8	500-333	13	.666	3,973	305.6	434-33.4
2009	12	5-7	.417	1-7	.125	5,069	422.4	379-1,345	112.1	506-320	10	.632	3,724	310.3	353-29.4
2010	12	3-9	.250	1-7	.125	3,557	296.4	470-1,615	134.6	353-203	14	.575	1,942	161.8	205-17.1
2011	12	2-10	.200	0-9	.000	3,922	326.8	543-2,314	159.4	301-191	12	.635	2,009	167.4	268-22.3
2012	12	1-11	.083	0-9	.000	4,324	360.3	558-2,540	211.7	313-148	13	.473	1,784	148.7	219-18.2
2013	12	3-9	.250	1-8	.125	3,534	294.5	496-1,849	154.1	329-154	12	.468	1,685	140.4	184-15.3
2014	12	3-9	.250	1-8	.125	3,889	324.1	466-1,454	121.2	376-204	13	.542	2,435	202.9	214-17.8
2015	12	0-12	.000	0-9	.000	3,978	331.5	444-1,355	112.9	452-243	14	.538	2,623	218.6	183-15.2
2016	12	2-10	.200	1-8	.125	4,134	359.5	405-1,429	119.1	278-465	16	.597	2,885	240.4	243-20.2

TOTAL DEFENSE

RUSHING

PASSING

SCORING

YEAR	G	YDS.	AVG.	ATT.-YDS.	AVG.	ATT.-COMP.	INT.	PCT.	YDS.	AVG.	PTS.-AVG.
1946	10	2,980	298.0	— 2,036	203.6	143-60	--	.420	944	94.4	175-17.5
1947	10	2,407	240.7	— 1,454	145.4	154-56	12	.363	953	95.3	135-13.5
1948	10	1,891	189.1	— 1,092	109.2	106-52	14	.490	820	82.0	82-8.2
1949	10	2,404	240.4	— 1,528	152.8	158-74	15	.468	876	87.6	137-13.7
1950	10	3,561	356.1	— 2,232	223.2	195-85	21	.430	1,329	132.9	183-18.3
1951	10	3,186	318.6	— 2,057	205.7	182-92	14	.510	1,129	112.9	188-18.8
1952	10	3,023	302.3	— 1,930	193.0	205-93	15	.453	1,098	109.8	208-20.8
1953	10	2,559	255.9	— 1,534	153.4	161-80	12	.490	1,025	102.5	110-11.0
1954	10	2,760	276.0	— 2,150	215.0	105-44	9	.419	610	61.0	179-17.9
1955	10	4,005	400.5	— 3,228	322.8	81-37	5	.456	777	77.7	376-37.6
1956	10	2,868	286.8	— 2,127	212.7	128-51	10	.398	741	74.1	222-22.2
1957	10	3,105	310.5	— 2,082	208.2	148-64	11	.432	1,023	102.3	215-21.5
1958	10	3,453	345.3	— 2,841	284.1	97-42	14	.433	612	61.2	230-23.0
1959	10	3,367	336.7	— 2,384	238.4	161-70	13	.435	983	98.3	162-16.2
1960	10	2,744	274.4	— 1,705	170.5	180-82	7	.456	1,039	103.9	134-13.4
1961	10	1,872	187.2	— 1,389	138.9	113-43	11	.381	483	48.3	78-7.8
1962	10	2,151	215.1	— 1,139	113.9	172-77	7	.448	1,012	101.2	81-8.1
1963	10	2,358	235.8	— 1,357	135.7	186-81	8	.435	1,001	100.1	116-11.6
1964	10	2,536	253.6	— 1,670	167.0	164-64	14	.390	866	86.6	122-12.2
1965	10	2,914	291.4	490-1,853	185.3	148-71	12	.480	1,061	106.1	146-14.6
1966	10	2,934	293.4	533-1,955	195.5	151-69	17	.457	979	97.9	215-21.5
1967	10	2,789	278.9	486-1,495	149.5	177-103	8	.582	1,294	129.4	188-18.8
1968	11	2,948	294.8	503-1,454	145.4	219-113	10	.516	1,494	149.4	146-14.6
1969	10	3,210	321.0	482-1,607	160.7	267-128	14	.480	1,603	160.3	175-17.5
1970	11	3,657	365.7	562-2,228	222.8	198-102	9	.540	1,429	142.9	290-29.0
1971	11	4,551	413.7	661-2,994	272.2	243-124	18	.510	1,557	141.5	277-25.2
1972	11	3,856	350.5	581-2,448	222.5	234-96	17	.410	1,408	128.0	286-26.0
1973	11	4,201	381.9	597-2,267	206.1	278-128	19	.460	1,934	175.8	305-27.7
1974	11	3,104	282.2	587-2,110	175.8	165-73	25	.442	994	90.4	189-15.8
1975	11	3,467	315.2	655-2,324	211.3	195-101	9	.518	1,143	103.9	247-22.5
1976	11	3,264	272.0	596-2,150	179.2	191-89	18	.466	1,114	92.8	147-12.3
1977	11	3,691	335.5	575-2,260	205.5	245-105	19	.429	1,431	130.1	251-22.8
1978	11	4,318	392.5	654-3,141	285.5	190-84	12	.442	1,177	107.0	269-24.5
1979	11	4,988	453.5	719-3,680	334.5	172-101	6	.587	1,309	118.9	345-31.4
1980	11	4,619	419.9	585-2,737	253.5	266-139	14	.523	1,882	171.1	346-31.5
1981	11	3,793	344.8	572-2,178	198.0	244-118	12	.484	1,615	146.9	208-18.9
1982	11	3,112	282.9	534-1,962	178.4	237-110	15	.464	1,150	104.5	185-16.8
1983	11	4,305	391.4	634-2,903	263.9	201-87	7	.433	1,402	127.5	276-25.1
1984	11	4,506	409.6	542-3,008	250.5	252-134	13	.531	1,750	159.1	320-29.1
1985	12	4,271	388.3	500-2,138	194.4	295-158	11	.536	2,133	193.9	298-27.1
1986	11	4,622	383.4	522-2,119	176.6	345-184	19	.535	2,482	206.8	280-23.3
1987	11	4,370	397.3	628-2,770	251.8	239-136	11	.569	1,600	145.5	326-29.6
1988	11	4,467	406.1	619-3,255	295.9	193-92	6	.477	1,212	110.2	395-35.9
1989	11	5,896	536.0	642-3,937	357.9	245-157	11	.641	1,959	178.1	502-45.6
1990	11	5,285	480.5	583-2,928	266.2	258-152	7	.585	2,357	214.3	383-34.8
1991	11	4,568	415.2	452-2,207	200.6	295-158	8	.535	2,361	214.6	365-33.2
1992	12	4,228	384.4	426-1,660	150.9	297-162	10	.545	1,879	170.8	244-22.2
1993	12	3,506	318.7	459-1,383	125.7	307-158	16	.515	2,141	194.6	242-22.0
1994	11	4,608	384.0	514-2,360	196.7	313-176	8	.562	2,248	187.3	256-21.3
1995	12	4,408	400.0	448-1,883	171.2	322-195	8	.606	2,525	135.8	242-22.0
1996	11	4,248	386.2	466-2,043	185.7	326-168	15	.515	2,205	200.5	231-21.0
1997	11	4,823	438.5	477-2,367	215.2	279-152	12	.545	2,456	223.3	358-32.5
1998	11	3,976	361.5	546-2,270	206.4	256-141	8	.551	1,706	155.1	279-25.4
1999	12	4,262	387.5	560-2,592	235.6	239-123	12	.515	1,670	151.8	341-31.0
2000	12	4,407	400.6	491-2,178	198.0	299-173	11	.579	2,229	202.6	359-32.6
2001	11	4,702	427.5	536-2,607	237.0	311-165	12	.531	2,095	190.5	398-36.2
2002	12	5,669	472.4	533-3,075	256.3	302-167	12	.555	2,594	216.2	507-42.3
2003	13	5,364	412.6	518-2,531	194.7	390-242	12	.602	2,833	217.9	396-30.5
2004	11	3,800	345.5	389-1,294	117.6	375-202	16	.539	2,506	227.8	235-21.4
2005	12	3,639	303.2	414- 999	83.2	420-238	15	.567	2,640	220.0	264-22.0
2006	12	4,537	378.1	373-1,308	109.0	470-248	12	.528	3,229	269.1	306-25.5
2007	13	4,125	317.3	401-1,232	94.8	528-303	23	.574	2,893	222.5	213-16.3
2008	13	5,157	396.7	406-1,600	123.1	521-318	15	.610	3,557	273.6	375-28.8
2009	12	4,599	383.3	413-1,659	138.2	423-260	7	.615	2,940	245.0	341-28.4
2010	12	5,132	427.7	491-2,462	205.2	341-224	7	.657	2,670	222.5	413-34.4
2011	12	6,197	516.4	491-3,052	238.5	375-261	8	.696	3,335	277.9	525-43.8
2012	12	5,782	481.8	450-2,311	192.6	403-272	11	.675	3,471	289.2	433-36.1
2013	12	5,191	432.6	485-2,287	190.6	407-235	14	.577	2,904	242.0	382-31.8
2014	12	5,438	453.2	466-2,516	209.7	399-233	9	.583	2,922	243.5	399-33.2
2015	12	6,730	560.8	565-3,206	267.2	402-267	9	.664	3,524	293.7	553-46.1
2016	12	5,474	456.2	549-2,837	236.4	211-357	26	.591	2,637	219.8	448-37.3

Kt

MJ

Cs

O

R

Rb

H

## MISCELLANEOUS

## TOTAL OFFENSE

## Plays in a Season

988; 512 rush, 476 pass (2007)

## Plays in a Game

96; 82 rush, 14 pass, vs. Missouri (1991)  
96; 63 rush, 33 pass, vs. North Texas (1979)

## Yards in a Season

6,237 (13 games in 2007)

## Yards Per Game in a Season

479.8 (13 games in 2007)

## Yards Per Play in a Season

6.4 (10 games in 1952)

## Yards in a Game

983 vs. Washington (Mo.) (1923)

## Yards vs. a Conference Opponent

648 vs. Missouri (1991)

## Yards Gained in a Loss

574 vs. Nebraska (2006)

## Yards Gained, Both Teams

1,184; KU-586, Colorado-598 (2003)

## FIRST DOWNS

## Season

326 (13 games in 2007)

## Rushing First Downs (In a Season)

159 (11 games in 1976)

## Passing First Downs (In a Season)

170 (13 games in 2007)

## Game

34 vs. Nebraska, 2007  
34 vs. Washington (Mo.) (1923)

## Rushing First Downs (In a Game)

26 vs. Missouri (1975)

## Passing First Downs (In a Game)

25 vs. Tennessee (1973)

## SCORING

## Points in a Season

556 (13 games in 2007)

## Season Average

42.7 (13 games in 2007)

## Points in a Game

86 vs. South Dakota State (1947)

## Points in a Conference Game

76 vs. Nebraska (2007)

## Points in a Half

49 (1st) vs. Toledo (2004)  
49 (1st) vs. Illinois State (1998)  
49 (1st) vs. St. Mary's (1912)

## Points in a Quarter

32 (4th) vs. Washington (Mo.) (1923)

## Combined Points (in a Game)

115; KU 76, Nebraska 39 (2007)

## Touchdowns in a Season

72 (13 games in 2007)

## Touchdowns in a Game

13 vs. South Dakota State (1947)

## Points By Kicking in a Season

120 (13 games in 2007)

18 Consecutive Wins  
ALL-TIME (1907-09)15 Home Winning Streak  
(1908-10)12 Wins in a Season  
(2007)11 Consecutive Wins  
SEASON (2007)10 Consecutive Wins vs.  
One Opponent  
KANSAS STATE (1956-65)9 Shutouts in a Season  
(1905)7 Consecutive Shutouts  
IN A SEASON (1904-05)

## Points by Kicking in a Game

21 vs. Wichita State (1983)

## Field Goals in a Season

24 (11 games in 1983)

## Field Goals in a Game

5 vs. Wichita State (1983)  
5 vs. Nebraska (1981)

## MARGINS

## Victory Margin

83; KU 83, Washington (Mo.) 0 (1923)

## Conference Game Victory Margin

55; KU 55, Kansas State 0 (1947)

## RUSHING

## Attempts in a Season

701 (11 games in 1976)

## Fewest Attempts in a Season

337 (11 games in 1986)

## Attempts in a Game

84 vs. Colorado (1977)

## Fewest Attempts in a Game

16 vs. Auburn (1987)

## Season Yards

3,488 (11 games in 1975)

## Season Per Carry Average

6.0; 3,116 on 516 (1950)

## Yards in a Game

662 vs. Washington (Mo.) (1923)

## Yards in a Conference Game

556 vs. Missouri (1975)

## Yards in a Road Game

499 at Oklahoma State (1962)

## Rushing Touchdowns in a Season

33 (10 games in 1968)

## Rushing Touchdowns in a Game

7 vs. Illinois State (1998)  
7 vs. Missouri (1991)  
7 vs. New Mexico (1968)

## PASSING

## Attempts in a Season

476 (13 games in 2007)

## Attempts in a Game

60 vs. Tennessee (1973)

## Completions in a Season

302 (13 games in 2007)

## Completions in a Game

35 vs. Tennessee (1973)

## Yards in a Season

3,783 (13 games in 2007)

## Yards Per Game

291.0 (13 games in 2007)

## Yards in a Game

498 vs. Vanderbilt (1985)

## Yards in a Conference Game

422 vs. Colorado (2003)

## Yards in a Road Game

422 at Colorado (2003)

## Touchdown Passes in a Season

36 (13 games in 2007)

## Touchdown Passes in a Game

6 vs. Nebraska (2007)  
6 vs. Washburn (1938)

## Interceptions Thrown in a Season

24 (11 games in 1983)

## Interceptions Thrown in a Game

5 vs. Colorado (1983)  
5 vs. Louisville (1980)  
5 vs. Florida State (1973)

## PUNTING

## Punts in a Season

84 (12 games in 2013)

## Punts in a Game

15 vs. Nebraska (1972)

## Punting Yards in a Season

3,673 (12 games in 2014)

## Punting Yards in a Game

621 at West Virginia (2014)

## DEFENSE

## Fewest Yards Allowed in a Season

2,914 (1964)

## Fewest Yards Allowed Per Game

278.9 (1966)

## Fewest Yards Per Play Allowed in a Season

4.0 (1981)

## Fewest Total Yards Allowed in a Game

17 by Denver (1947)

## Fewest Yards Allowed in a Conference Game

35 by Kansas State (1961)

## Fewest Rushing Yards Allowed in a Season

999 (2005)

## Fewest Rushing Yards Allowed Per Game in a Season

83.2 (2005)

## Fewest Rushing Yards Allowed Per Attempt

2.4 (2005)

## Fewest Rushing Yards Allowed in a Game

-56 vs. Kansas State (1992)

## Fewest Completions Allowed in a Season

3.7 (37 in 10 games) (1954)

## Lowest Completion Percentage in a Season

.364 (1946)

## Fewest Passing Yards Allowed Per Game

48.3 (483 in 10 games)

## Fewest Passing Yards Allowed in a Game

0 numerous times (most recent vs. Colorado, 1988)

## TURNOVERS

## Forced in a Season

52 (11 games in 1973)

## Forced in a Game

8 vs. Florida State (1973)  
8 vs. Grinnell (1926)

## Fumbles Forced in a Season

46 (11 games in 1971)

## Fumbles Forced in a Game

15 vs. Oklahoma State (1974)

## Fumbles Recovered in a Season

27 (11 games in 1973)

## Fumbles Recovered in a Game

7 vs. Oklahoma (1950)  
7 vs. Missouri (1949)

## Interceptions in a Season

25 (11 games in 1973)

## Interceptions in a Game

8 vs. Grinnell (1926)

## Interception Yards in a Season

363 (11 games in 1972)


## Interception Yards in a Game

127 vs. Oklahoma State (1949)



ROCK  
CHALK  
JAYHAWK

HISTORY




## FIRST-TEAM AP ALL-AMERICANS

1947 All-American  
**RAY EVANS**

Ray Evans, KU's first All-America selection (along with Otto Schnellbacher), qualifies as one of the greatest athletes in Kansas history.

Evans is the only player in NCAA history to lead the nation in both passing (1,117 yards) and interceptions (10) in the same season (1942). His single-season interception mark, in fact, still remains a KU record. In addition to being an All-American in football, Evans was also a two-time selection as a Helms Foundation basketball All-American for head coach Phog Allen.

He is the only athlete in KU history to have both his football jersey number (42) and basketball jersey (15) retired. Evans was a key performer in helping the Jayhawks to an 8-1-2 record, a first-place tie in the Big Six Conference and a spot in the 1948 Orange Bowl his senior season. Evans once owned the NCAA record of consecutive passing attempts (60) without an interception. He played professionally for one season with Pittsburgh.

1947 All-American  
**OTTO SCHNELLBACHER**

Known as the "Double Threat from Sublette," Otto Schnellbacher excelled during his days as an athlete at Kansas in both football and basketball. Schnellbacher served as a team co-captain of the 1947 Jayhawk team that won a share of the conference title and earned a spot in the Orange Bowl.


He is one of just three KU athletes to serve as a captain in both football and basketball. A two-time All-Big Six selection, Schnellbacher was credited with 58 career pass receptions for 1,069 yards and both marks stood as school records for 22 years. He averaged 18.4 yards per reception. Schnellbacher was a regular in 1942 and had his career put on hold during World War II. A four-time all-conference selection in basketball, Schnellbacher played both football and basketball professionally. He played football for four seasons with the New York Yankees of the All-America Football Conference and the New York Giants of the NFL. He intercepted 34 passes and was named All-Pro defensive back three times before retiring after the 1951 season.

1951 All-American  
**GEORGE MRKONIC**

George Mrkonic teamed with Oliver Spencer to anchor one of the great lines in Kansas football history during the early 1950s.

Mrkonic, a two-time (1950-51) all-conference selection, played left guard on offense and defensive tackle. Mrkonic also handled punting duties during his KU career and led the Jayhawks in punting statistics in 1951.

During his three years in the lineup, Kansas compiled a combined 21-9 record, including an 8-2 mark in 1951 and 7-3 record in 1952. Mrkonic was selected to play in the East-West Shrine Game in 1952 and had a brief stint in professional football as a member of the Philadelphia Eagles. He also played one season in the Canadian Football League.

1952 All-American  
**GIL REICH**

Although he played just one season at Kansas after transferring from the United States Military Academy, Gil Reich quickly established himself as one of the most determined performers in Jayhawk history.

He was a standout as a cornerback, excelling in run support and as a punt returner. Reich earned all-conference and All-America honors for his performance as a defensive back. In addition, Reich split time as the starting quarterback with Jerry Robertson. He accounted for 428 yards in total offense and was credited with five touchdown passes. He averaged 17.2 yards on 19 punt returns and also served as the Jayhawks' punter and kicked extra points.


Reich was also a two-sport standout, playing a significant role on the Jayhawks' 1952-53 basketball team. As a starting guard, Reich helped direct the Jayhawks to the 1953 National Championship game -- a 69-68 loss to Indiana.

1952 All-American  
**OLIVER SPENCER**

A dominating blocker and outstanding athlete, Spencer and teammate George Mrkonic were recognized as two of college football's premier linemen during the early 1950s. Spencer excelled at right offensive tackle, helping the Jayhawks to a combined 15-5 mark during his two seasons as a regular on the offensive front.

As a sophomore, Spencer was a backup at KU behind future pro football hall of famer Mike McCormack. Following his senior season, Spencer was selected to play in both the East-West Shrine Game and the Senior Bowl.


He played in the National Football League for the Detroit Lions and Green Bay Packers from 1953-61, and served as an offensive line coach for the Oakland Raiders for 19 seasons (1962-79).

1960-61 All-American  
**JOHN HADL**

John Hadl easily represents one of the greatest all-around performers in Kansas history. The Jayhawks' first two-time All-America selection, Hadl excelled in the Jayhawk offense as a quarterback and part-time halfback.


He was also a highly effective defensive back, return specialist and one of the nation's top punters during his three-year career. His jersey No. 21 is one of just three retired in Kansas football history. A three-time all-conference selection, Hadl ended his career with 1,281 yards passing and 1,016 yards rushing. He still holds the school record for longest punt (94 yards vs. Oklahoma) in 1959, third-longest in NCAA history) and has the third-longest interception return (98 yards vs. TCU in 1959).

Hadl, who led the nation in punting in 1959 with a 45.6 average, was a standout on some of KU's great teams. The Jayhawks were a combined 14-5-2 his junior and senior seasons with Hadl at the controls and ranked nationally in the top 20 each season. He concluded his senior season by leading KU to a 33-7 win over



Rice in the Bluebonnet Bowl. Hadl was named most valuable player in the East-West Shrine game and the College All-Star Game.

Hadl enjoyed a 16-year career in the NFL, passing for 33,513 yards. He was recognized as the NFL Man of the Year in 1971 and was inducted into the College Football Hall of Fame in 1994. Following a successful career in coaching, Hadl moved into administration and currently serves as an associate athletics director at his alma mater.

1963-64 All-American  
**GALE SAYERS**

Gale Sayers, the "Kansas Comet," established himself in his collegiate and professional career as one of the great running backs in the history of football. A two-time All-America selection for the Jayhawks, Sayers concluded his KU career with 2,675 yards rushing and 3,917 all-purpose yards. Sayers led KU in rushing, touchdowns and kickoff returns all three years he was in the lineup. He also led the team in receiving and punt returns as a junior and senior. Sayers became the first player in NCAA Division IA history to record a 99-yard run when he broke loose against Nebraska in Lincoln during the 1963 season. He also had a 96-yard kickoff return in a 15-14 upset of Oklahoma his senior season.

Sayers was a first round draft pick of the Chicago Bears (and Kansas City Chiefs) and had an abbreviated seven-year NFL career that was cut short by a knee injury. He led the league in rushing in 1966 and 1969. He retired in 1972 with a career total of 4,956 rushing yards. He was inducted into the Pro Football Hall of Fame in 1977 at age 34, the youngest person ever selected. He served as assistant athletics director at his alma mater from 1972-76.

# FIRST-TEAM AP ALL-AMERICANS

1968 All-American

## BOBBY DOUGLASS



Twice selected All-Big Eight Conference (1967-68), Douglass was named to both the United Press International (UPI) and Kodak All-America teams in 1968. In his senior season, Douglass directed the Pepper Rodgers-coached Jayhawks to a 9-2 record, a share of the Big Eight Conference title and a spot in the 1969 Orange Bowl. He passed for 1,316 yards and 12 touchdowns his final year as a Jayhawk. He passed for touchdowns in six consecutive games in 1968 which represented a school record. He ranks eighth all-time in career passing yardage with 2,817 yards.

His 3,832 yards in total offense qualifies as the ninth-best mark in KU history and he was responsible for 39 touchdowns during his career, a mark that ranks fifth on KU's all-time listing. Douglass was selected to play in the Senior Bowl, American Bowl and the College All-Star game in Chicago following his senior season. He earned Most Valuable Player honors in the American Bowl. Douglass played professionally in the NFL for 13 years with Chicago, San Diego, New Orleans and Green Bay.

1968 All-American

## JOHN ZOOK



A three-year letterman and two-time All-Big Eight Conference selection, John Zook anchored one of the top defensive units in Kansas football history.

Zook earned All-America honors in 1968 as the defensive standout on a Kansas team that finished with a 9-2 record, shared the conference championship and faced Penn State in the Orange Bowl. The Jayhawks were ranked sixth nationally in the final Associated Press poll -- Zook's senior season.

He finished his career with 202 total tackles, which ranks as the fourth-best mark among defensive linemen in school history. "He never played but full speed from snap one to snap 100. He was the most full-speed player on every snap that you could imagine," said Pepper Rodgers.

1973 All-American

## DAVID JAYNES




David Jaynes brought a lethal arm to the Kansas offense in the early 1970s and broke virtually every season and career passing mark in the Jayhawk record book. A highly recruited high school quarterback at nearby Bonner Springs, Jaynes concluded his career ranked No. 1 all-time in passing yardage (a mark later broken by Frank Seurer) with 5,132 yards. His 35 career passing touchdowns stood as a school record for 34 years.

Jaynes, who earned All-America honors in 1973, had his greatest game as a senior in 1973 with a school-record performance against Tennessee in Knoxville. Jaynes connected on 35 of 58 attempts for 394 yards. "I've never seen him have a better day in his life," said then-head coach Don Fambrough. Jaynes directed the Jayhawks to a 7-4-1 record his senior year, including a trip to the Liberty Bowl. Jaynes, who led KU in passing for three consecutive seasons, finished fourth in the voting for the Heisman Trophy in 1973.

1983 All-American

## BRUCE KALLMEYER




Bruce Kallmeyer is regarded as one of the most potent offensive weapons in Kansas history thanks to his talents as a placekicker. Kallmeyer concluded his four-year Jayhawk career with single-season marks of field goals made (24), attempted (29) and ranks first all-time in career field goal percentage (77.9). Kallmeyer also established new standards in the Kansas record book for most field goals in a game (five) which he recorded twice in his career, against Nebraska in 1981 and Wichita State in 1983. Kallmeyer also had four field goals in the Jayhawks' upset win over Southern California in 1983.

Kallmeyer, who had a career-long 57-yard field goal against Iowa State as a senior, ranks third all-time in scoring with 233 points. His 98 points in 1983 qualifies as the second-best single-season mark in KU history and his 21 points against Wichita State in the same season represents the most single-game points by a KU kicker in history.

2007 All-American

## ANTHONY COLLINS



Big, strong, and fast, Anthony Collins became one of the nation's premier offensive linemen in his junior season, his final year at Kansas before declaring early for the NFL Draft. The 6-6, 310-pounder was named All-America First Team by the Associated Press, Walter Camp Foundation and Football Writer's Association of America among others in 2007.

The Beaumont, Texas native was also one of three finalists for the Outland Trophy given to the nation's top interior linemen. Collins helped pave the way for consecutive 1,000-yard rushers in Jon Cornish and Brandon McAnderson during his last two years, while anchoring an offensive unit that was among the nation's most productive his junior year. Collins played both right and left tackle during his career. He earned All-Big 12 Honorable Mention honors as a sophomore at right tackle and then was named an All-Big 12 First Team pick as a junior after switching to the left side. He was drafted in the fourth round by the Cincinnati Bengals.

2007 All-American

## AQIB TALIB



A versatile performer, Aqib Talib capped off his Kansas career by being named a consensus All-America selection after his junior season. In that junior campaign he helped lead the Jayhawks to a 12-1 record, a regular season national ranking of second and a FedEx Orange Bowl victory. A tremendous cornerback, Talib led the country in passes defended as a sophomore with 28 and then recorded 18 more the following season.

He finished his career with 13 interceptions, second all-time at KU, and added 45 passes broken up despite leaving for the NFL after his junior season. He also recorded 66 tackles as a junior as he was the Jack Tatum Award winner, a Bronko Nagurski finalist, a Jim Thorpe semifinalist and a Walter Camp watch list selection in addition to his All-America honors in 2007. Not only did Talib excel on



the defensive side of the football, he saw action as a wide receiver as well. In 2007 he caught eight passes for 182 yards and four touchdowns, giving him five touchdowns on nine career receptions. In his final game at KU he was named the MVP of the FedEx Orange Bowl. He was drafted 20th overall by Tampa Bay in the 2008 NFL Draft after his junior campaign.

Kt

Mj

Cs

O

R

Rb

H

# NATIONAL HONORS

## ALL-AMERICA

1935	Rutherford Hayes	2nd	NEA
		HM	AP
1947	Ray Evans	1st	AP
		3rd	FWAA
1947	Otto Schnellbacher	1st	AP
1951	George Mrkonic	1st	AP
1952	Gil Reich	1st	AP
		1st	FWAA
1952	Oliver Spencer	1st	AP
1960	John Hadl	1st	AP
		1st	FWAA
1961	John Hadl	1st	AP
		1st	FWAA
1961	Curtis McClinton	1st	TSN
1963	Gale Sayers	1st	AP
		1st	AFCA
		1st	WC
1964	Gale Sayers	1st	AP
		1st	AFCA
		1st	FWAA
		1st	WC
1968	Bobby Douglass	1st	AP
		1st	AFCA
1968	John Zook	1st	AP
		1st	AFCA
		1st	FWAA
1973	David Jaynes	1st	AP
		1st	AFCA
		1st	WC
1975	Nolan Cromwell	HM	AP
1983	Bruce Kallmeyer	1st	AP
		1st	AFCA
1984	Willie Pless	2nd	AP
1991	Tony Sands	3rd	AP
1992	Dana Stubblefield	2nd	AP
2004	Charles Gordon	3rd	AP
2005	Nick Reid	3rd	AP
2007	Aqib Talib	1st	AP
		1st	FWAA
		1st	WC
2007	Anthony Collins	1st	AP
		1st	FWAA
		1st	WC
2007	James McClinton	2nd	AP

AP - Associated Press; FWAA - Football Writer's Association of America; TSN - *The Sporting News*; WC - Walter Camp; AFCA - American Football Coaches Association; NEA - Newspaper Enterprise Association

## THE SPORTING NEWS - FRESHMAN ALL-AMERICA

2003	Charles Gordon
2003	Jonathan Lamb
2003	Bob Whitaker

## COLLEGE FOOTBALL HALL OF FAME

1951	Fielding H. Yost, coach (1899)
1954	Jim Bausch, HB (1929-30)
1964	Ray Evans, HB (1941-42, 46-47)
1964	Gale Sayers, HB (1962-64)
1994	John Hadl, QB (1959-61)
2001	John Outland, OT (1895)

## ACADEMIC ALL-AMERICANS - COSIDA

1964	Fred Elder
1967	Mike Sweatman
1968	Dave Morgan
1970	Mike McCoy (2nd Team)
1971	Mike McCoy
1976	Tom Fitch
1982	Bruce Kallmeyer (2nd Team)
1995	Darrin Simmons
2007	Russell Brorsen
2007	John Larson (2nd Team)

## NATIONAL FOOTBALL FOUNDATION AND HALL OF FAME GRADUATE FELLOWSHIPS

1964	Ron Oelschlager
------	-----------------

## NCAA POST-GRADUATE SCHOLARSHIP

1964	Ron Oelschlager
1968	David Morgan
1971	Mike McCoy
1972	John Schroll
1978	Tom Fitch
1986	Mark Henderson

## NATIONAL FOOTBALL FOUNDATION SCHOLAR-ATHLETES

1964	Ron Oelschlager
1971	Mike McCoy
1977	Tom Fitch

## NATIONAL ASSOCIATION OF COLLEGIATE DIRECTORS OF ATHLETICS

1993	Greg Ballard
------	--------------

## NFL HALL OF FAME

1977	Gale Sayers, Chicago
1985	Mike McCormack, Cleveland
1992	John Riggins, Washington

## CANADIAN FOOTBALL HALL OF FAME

2005	Willie Pless, LB
------	------------------

## NATIONAL COACH OF THE YEAR

2007	Mark Mangino
------	--------------

## HEISMAN VOTING

1961	John Hadl (7th)
1968	Bobby Douglass (7th)
1973	David Jaynes (4th)

## BOWL GAME MVPs

### 1961 BLUEBONNET BOWL

Ken Coleman, FB (Offensive MVP)

### 1969 ORANGE BOWL

Donnie Shanklin, RB (Offensive MVP)

### 1973 LIBERTY BOWL

David Jaynes, QB (Offensive MVP)

### 1992 ALOHA BOWL

Dana Stubblefield, DT (MVP)

### 1995 ALOHA BOWL

Mark Williams, QB (MVP)

### 2005 FORT WORTH BOWL

Jason Swanson, QB (MVP)

### 2008 FEDEX ORANGE BOWL

Aqib Talib, CB (MVP)

### 2008 INSIGHT BOWL

Dezmon Briscoe, WR (Offensive MVP)

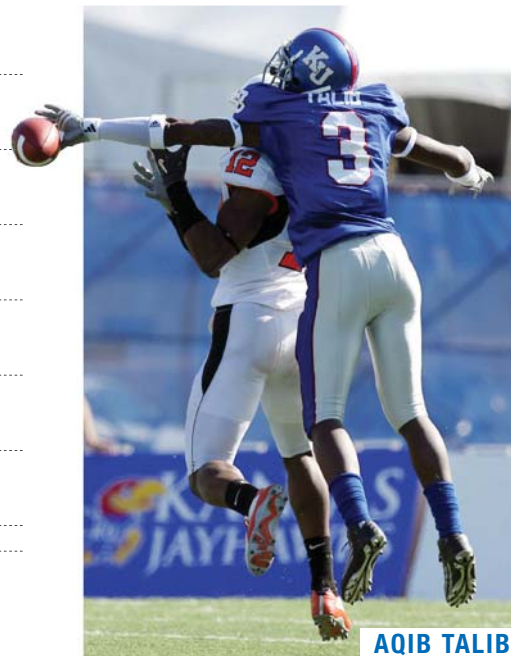
James Holt, LB (Defensive MVP)



ANTHONY COLLINS



JAMES MCCLINTON



AQIB TALIB

# ALL-STAR GAME SELECTIONS

## ALL-AMERICAN - (TUCSON, ARIZ.)

1961 Elvin Basham, guard

## AMERICAN BOWL - (TAMPA, FLA.)

1968 Bobby Douglass, quarterback  
1968 John Zook, end  
1968 Dave Morgan, defensive back  
1970 Steve Lawson, tackle  
1971 Kenny Page, linebacker  
1973 Don Goode, defensive end  
1975 Steve Taylor, cornerback  
1976 Chris Golub, free safety

## BLUE-GRAY - (MONTGOMERY, ALA.)

1953 Joe Lundy, tackle  
1960 Roger Hill, halfback  
1960 Doyle Schick, fullback  
1962 Marvin Clothier, tackle  
1963 Ken Coleman, fullback  
1964 Brian Schweda, tackle  
1971 Kenny Page, linebacker  
1972 Eddie Sheats, linebacker  
1972 Roger Bernhardt, guard  
1972 Gerry Palmer, tackle  
1974 Steve Towle, linebacker  
1976 Terry Beeson, linebacker  
1983 Paul Fairchild, guard  
1983 Reggie Smith, tackle  
1984 Bennie Simecka, center  
1985 Mike Norseth, quarterback (MVP)  
1985 Willie Pless, linebacker  
1985 Sylvester Byrd, tight end  
1986 Paul Oswald, center  
1988 Willie Vaughn, wide receiver  
1990 Chip Budde, center  
1994 Kwamie Lassiter, defensive back  
1994 Gerald McBurrows, defensive back  
1996 Scott Whittaker, offensive tackle  
1998 Justin Glasgow, offensive guard  
2000 Carl Nesmith, defensive back  
2001 Algie Atkinson, linebacker  
2001 Justin Hartwig, offensive line

## CASINO DEL SOL BOWL - (TUCSON, ARIZ.)

2013 Dayne Crist, quarterback

## CHALLENGE BOWL - (SEATTLE, WASH.)

1978 Franklin King, defensive tackle  
(Corpus Christi, Texas)  
1962 Rodger McFarland, quarterback  
1963 Armand Baughman, fullback

## COACHES ALL-AMERICA GAME

1961 Fred Hageman, center  
1965 Gale Sayers, halfback  
1965 Brian Schweda, tackle  
1969 John Zook, end  
1969 Bobby Douglass, quarterback  
1969 Keith Christensen, tackle  
1975 Emmett Edwards, receiver  
1976 Dave Scott, offensive tackle  
1976 Steve Taylor, cornerback

## COLLEGE ALL-STAR - (CHICAGO, ILL.)

1934 Pete Mehringer, tackle  
1944 George Dick, end  
1951 Mike McCormack, tackle  
1954 Bob Hantla, guard  
1961 Fred Hageman, center  
1962 John Hadl, quarterback  
1962 Curtis McClinton, halfback  
1965 Gale Sayers, halfback  
1969 Bobby Douglass, quarterback  
1971 Steve Lawson, tackle  
1971 John Riggins, fullback  
1971 Larry Brown, end  
1974 David Jaynes, quarterback  
1975 Emmett Edwards, receiver

## COLLEGE GRIDIRON SHOWCASE

(ARLINGTON, TEXAS)

2015 Nigel King, wide receiver  
2015 Jimmay Mundine, tight end/fullback  
2015 Dexter McDonald, cornerback

## DIXIE GRIDIRON CLASSIC (ST. GEORGE, UTAH)

2010 Chris Harris, defensive back

## EAST-WEST SHRINE (TAMPA, FLA.)

1930 Jim Bausch, fullback  
1932 George Atkeson, guard  
1935 Dick Sklar, guard  
1937 Clarence Douglass, fullback  
1946 Don Fambrough, guard  
1950 Mike McCormack, tackle  
1951 Oliver Spencer, tackle  
1951 George Mrkonic, guard  
1953 Bob Hantla, guard  
1953 Morris Kay, end  
1956 Galen Wahlmeier, center  
1959 John Peppercorn, end  
1960 Fred Hageman, center  
1961 John Hadl, quarterback  
1961 Curtis McClinton, halfback  
1964 Gale Sayers, halfback  
1966 George Harvey, linebacker  
1967 Mike Sweatman, linebacker  
1973 David Jaynes, quarterback  
1973 Don Goode, defensive end  
1976 Terry Beeson, linebacker  
1977 Tom Dinkel, defensive end  
1978 Mike Wellman, center  
1979 Mike Hubach, kicker  
1979 Jim Zidd, defensive end  
1980 David Verser, wide receiver  
1981 Kyle McNorton, linebacker  
1985 Willie Pless, linebacker  
1985 Sylvester Byrd, tight end  
1988 Willie Vaughn, wide receiver  
1991 Tony Sands, running back\*  
1992 Matt Gay, wide receiver  
1993 Dan Eichloff, kicker\*  
1994 John Jones, offensive guard\*  
1995 Rod Jones, tackle  
1995 L.T. Levine, running back  
1996 Ronnie Ward, linebacker\*  
1997 Ron Warner, linebacker\*  
1998 Dan Dercher, offensive tackle\*  
2000 Carl Nesmith, defensive back  
(Houston)  
2006 Jon Cornish, running back  
2008 Marcus Henry, wide receiver  
2008 Brandon McAnderson, run. back  
2008 James McClinton, def. tackle  
(Orlando, Fla.)  
2010 Todd Reesing, quarterback  
2010 Kerry Meier, wide receiver  
2010 Darrell Stuckey, safety  
2012 Steven Johnson, linebacker  
2013 Tanner Hawkinson, offensive line  
2013 Bradley McDougald, safety  
2015 Ben Heeney, linebacker  
2017 Fish Smithson, safety  
(\* - Games played in Palo Alto, Calif.)

## HULA BOWL - (HONOLULU, HAWAII)

1959 John Peppercorn, end  
1961 John Hadl, quarterback  
1961 Curtis McClinton, halfback  
1964 Gale Sayers, halfback  
1966 George Harvey, linebacker  
1967 Mike Sweatman, linebacker  
1971 Mike McCoy, center  
1973 David Jaynes, quarterback  
1979 Mike Hubach, kicker  
1980 Joe Tumpich, safety  
1981 Bryan Horn, defensive end  
1982 Wayne Capers, receiver  
1982 Don Fambrough, coach  
1983 Bruce Kallmeyer, kicker  
1985 Mike Norseth, quarterback  
1985 Richard Estell, wide receiver  
1991 Tony Sands, tailback  
1991 Christopher Perez, off. tackle  
1992 Dana Stubblefield, def. tackle  
1993 Chris Maumalanga, def. tackle  
1994 John Jones, offensive guard  
1995 Mark Williams, quarterback  
1996 Isaac Byrd, wide receiver  
2004 David McMillan, defensive end  
2004 Brandon Rideau, wide receiver  
2004 Joe Vaughn, offensive line

## JAPAN BOWL - (TOKYO, JAPAN)

1979 Mike Hubach, kicker  
1981 Kyle McNorton, linebacker  
1983 Paul Fairchild, guard

## LAS VEGAS BOWL - (LAS VEGAS, NEV.)

2005 Nick Reid, linebacker

## MEDAL OF HONOR BOWL (CHARLESTON, S.C.)

2015 Cassius Sendish, safety

## NFLPA - (CARSON, CALIF.)

2011 Brad Thorson, tackle  
2013 Dayne Crist, quarterback  
2013 Trevor Marrongelli, offensive line  
2013 Toben Oपुरum, defensive line  
2013 Josh Williams, defensive line  
2013 Duane Zlatnik, offensive line  
2014 James Sims, running back  
2015 Nick Harwell, wide receiver

## NORTH-SOUTH - (MIAMI, FLA.)

1948 Hugh Johnson, tackle  
1949 Forrest Griffith, halfback  
1950 Wade Stinson, halfback  
1952 Bob Brandeberry, halfback  
1970 Larry Brown, end  
1970 John Riggins, fullback

## PARADISE BOWL - (ST. GEORGE, UTAH)

2002 Leo Etienne, linebacker  
2002 Greg Cole, linebacker

## PRO BOUND SPORTS BOWL (LITTLE ROCK, ARK.)

2010 Angus Quigley, running back  
2010 Johnathan Wilson, wide receiver

## ROTARY GRIDIRON CLASSIC

(ORLANDO, FLA.)

2002 Justin Sands, offensive tackle

## SENIOR BOWL - (MOBILE, ALA.)

1952 Oliver Spencer, tackle  
1953 Bob Hantla, guard  
1960 Fred Hageman, center  
1962 Marvin Clothier, tackle  
1963 Ken Coleman, fullback  
1968 John Zook, end  
1968 Bobby Douglass, quarterback  
1968 Keith Christensen, tackle  
1970 John Riggins, fullback  
1972 Eddie Sheats, linebacker  
1972 Roger Bernhardt, guard  
1972 Gerry Palmer, tackle  
1973 Don Goode, defensive end  
1973 Mitch Sutton, defensive tackle  
1973 David Jaynes, quarterback  
1974 Emmett Edwards, receiver  
1975 Eddie Lewis, cornerback  
1976 Terry Beeson, linebacker  
1976 Mike Butler, defensive tackle  
1976 Laverne Smith, halfback  
1979 LeRoy Irvin, safety  
1980 David Verser, wide receiver  
1982 Wayne Capers, wide receiver  
1983 Bruce Kallmeyer, kicker  
1983 Frank Seurer, quarterback  
1985 Mike Norseth, quarterback  
1985 Willie Pless, linebacker  
1992 Gilbert Brown, def. tackle  
1992 Keith Loneker, offensive tackle  
1993 Dan Eichloff, kicker  
1995 Dorian Brew, defensive back  
1996 June Henley, running back  
2000 Moran Norris, fullback  
2001 Nate Dwyer, defensive tackle  
2015 JaCorey Shepherd, cornerback

## TEXAS CENTENNIAL ALL-STAR (DALLAS, TEXAS)

1936 Dick Sklar, guard  
1936 John Peterson, back

## TEXAS VS. THE NATION (EL PASO, TEXAS)

2008 James Holt, linebacker  
2013 Greg Brown, cornerback

## TROPICAL BOWL (DAYTONA BEACH, FLA.)

2016 Damani Mosby, defensive end  
2016 Marnez Ogletree, cornerback  
2016 Tevin Shaw, safety

## U.S. BOWL - (WASHINGTON, D.C.)

1961 Elvin Basham, guard



DEZMON BRISCOE

Kt

Mj

Cs

O

R

Rb

H

## ALL-CONFERENCE HONORS

## MISSOURI VALLEY - (1907-28)

## (first-team honorees listed)

1907	Howard "Tub" Reed	G
1908	Swede Carlson	C
	Carl Pleasant	E
	Howard "Tub" Reed	G
1909	Ellis Davidson	G
	Swede Carlson	C
	Carl Pleasant	G
1910	Earl Ammons	E
	Ellis Davidson	G
1911	Earl Ammons	FB
1912	Harold Brownlee	E
	H. E. Burnham	G
	Bill Weidlein	T
1913	Will Burton	T
	Butch Stuewe	FB
	Bill Weidlein	G
1914	Andy Groft	G
	Tony James	G
	Tony James	T
	Ad Lindsey	HB
1916	Will Burton	G
	Ad Lindsey	HB
1917	Stem Foster	QB
	Dutch Lonborg	E
	George Nettels	T
1919	Scrubby Laslett	E
	Dutch Lonborg	E
	Frank Mandeville	FB
1920	Dutch Lonborg	QB
1921	Pete Jones	G
1923	Charles Black	E
	Bob Mosby	T
1924	Babe Smith	T

## BIG SIX - (1929-47)

## (first-team honorees listed)

1929	Jim Bausch	FB
	John Schopflin	T
1930	Jim Bausch	HB
	Ormand Beach	FB
	Forrest Cox	HB
	Earl Foy	T
	Charles Smoot	C
1931	Otto Rost	T
1932	George Atkeson	G
	Pete Mehringer	T
	Elmer Schaake	HB
1933	Ernest Casini	E
	Pete Mehringer	T
1934	Milo Clawson	T
	George Hapgood	HB
	Dick Sklar	G
1935	Rutherford Hayes	E
	John Peterson	FB
	Ed Phelps	C
	Dick Sklar	G
1937	Clarence Douglass	FB
	Lewis Ward	T
1938	Ferrell Anderson	G
1940	Don Pierce	C
1941	Hub Ulrich	E
1942	Ray Evans	HB
1943	Frank Gruden	G
1944	Charlie Moffatt	HB
1945	Dave Schmidt	E
1946	Ray Evans	HB
	Don Fambrough	G
	Lynne McNutt	QB
	Dave Schmidt	E
	Otto Schnellbacher	E
1947	Ray Evans	HB
	Don Ettinger	T
	Don Fambrough	G
	Forrest Griffith	FB
	Otto Schnellbacher	E

## BIG SEVEN - (1948-57)

## (first-team honorees listed)

1948	Dick Gilman	QB
	Forrest Griffith	FB
	Bryan Sperry	E
	Dick Tomlinson	G
1949	Bill Schaake	E
	Dick Tomlinson	G
1950	Mike McCormack	T
	George Mrkonic	G
	Wade Stinson	HB
1951	Bob Brandeberry	HB
	Bob Hantla	G
	Charlie Hoag	G
	George Kennard	HB
	John Konek	HB
	George Mrkonic	T
	Bill Schaake	E
	Oliver Spencer	T
	Orban Tice	E
1952	Galen Fiss	FB
	Bob Hantla	G
	Charlie Hoag	HB
	Paul Leoni	E
	Gil Reich	DB
	Oliver Spencer	T
1956	Frank Gibson	T
	Jim Letcavits	E
1957	Jim Letcavits	E

## BIG EIGHT - (1958-95)

## (first-team honorees listed)

1958	Homer Floyd	HB
	John Peppercorn	T
1959	John Hadl	HB
	Fred Hageman	C
	Curtis McClinton	HB
	John Peppercorn	E
1960	Elvin Basham	G
	John Hadl	QB
	Fred Hageman	C
	Curtis McClinton	HB
1961	Elvin Basham	G
	John Hadl	QB
	Curtis McClinton	HB
1962	Gale Sayers	HB
1963	Pete Quatrochi	C
	Gale Sayers	HB
	Mike Shinn	E
1964	Gary Duff	HB
	Gale Sayers	HB
	Brian Schweda	T
1965	Dick Pratt	G
1966	Mike Sweatman	LB
1967	Bobby Douglass	QB
	John Greene	G
	Mike Sweatman	LB
	John Zook	DE
1968	Keith Christensen	T
	Bobby Douglass	QB
	Emery Hicks	LB
	John Mosier	TE
	John Riggins	FB
	John Zook	DE
1969	Dale Evans	C
	Emery Hicks	LB
1970	Steve Lawson	G
	John Riggins	FB
1971	Kenny Page	LB
	John Schroll	TE
1972	Eddie Sheats	LB
1973	Emmett Edwards	WR
	David Jaynes	QB
	Kurt Knoff	CB
	Dean Zook	DE
1974	Emmett Edwards	WR
	Kurt Knoff	SS
	Mike Lemon	NG
	Laverne Smith	HB
	Steve Towle	LB
1975	Mike Butler	DT
	Nolan Cromwell	QB
	Kurt Knoff	SS

1976	Terry Beeson	LB
	Chris Golub	FS
1977	Tom Fitch	SS
1978	Mike Hubach	K
1979	Mike Hubach	K
	David Verser	WR
1980	Kerwin Bell	TB
	Stan Gardner	NG
	Bucky Scribner	P
	Joe Tumpich	S
	David Verser	WR
1981	Wayne Capers	WR
	David Lawrence	OG
	Kyle McNorton	LB
	Bucky Scribner	P
1982	Bucky Scribner	P
1983	Bruce Kallmeyer	K
	Willie Pless	LB
1984	Willie Pless	LB
1985	Richard Estell	WR
	Willie Pless	LB
1986	Willie Vaughn	WR
1988	Willie Vaughn	WR
1989	Quintin Smith	WR
1990	Dan Eichloff	P
1991	Dan Eichloff	P/K
	Christopher Perez	OT
	Tony Sands	TB
	Dana Stubblefield	DT
	Doug Terry	S
1992	Dwayne Chandler	TE
	Dan Eichloff	K
	Chip Hilleary	QB
	John Jones	OG
	Kwamie Lassiter	S
	Keith Loneker	OT
	Dana Stubblefield	DT
1993	Hessley Hempstead	OG
	June Henley	RB
	John Jones	OG
	Chris Maumalanga	DT
1994	Hessley Hempstead	OG
1995	Chris Banks	OG
	Dorian Brew	DB

## BIG 12 - (1996-PRESENT)

## (all honorees listed)

1996	Isaac Byrd	WR (2nd)
	June Henley	RB (2nd)
	Ronnie Ward	LB (2nd)
	Tony Blevins	DB (3rd)
	Ron Warner	DL (3rd)
	Jason Harris	DB (HM)
	Scott Whittaker	OL (HM)
1997	Ron Warner	LB (1st)
	Tony Blevins	DB (2nd)
	Dean Royal	P (2nd)
	Brett McGraw	DL (3rd)
	Patrick Brown	LB (HM)
	Maurice Gaddie	DB (HM)
	Joe Garcia	PK (HM)
	Justin Glasgow	OL (HM)
	Jason Harris	DB (HM)
	Mike Lies	OL (HM)
	Eric Vann	RB (HM)
1998	Michael Allen	DB (3rd)
	Dan Dercher	OL (3rd)
	Steve Bratten	LB (HM)
	Pat Brown	DE/OLB (HM)
	Termaine Fulton	WR (HM)
	Justin Glasgow	OL (HM)
	Mike Lies	OL (HM)
	David Winbush	RB (HM)
1999	Carl Nesmith	DB (1st)
	Dameon Hunt	OL (3rd)
	Moran Norris	RB (3rd)
	Joey Pelfanio	P (3rd)
	Tim Bowers	LB (HM)
	Mike Chandler	WR (HM)
	Andrew Davison	DB (HM)
	Chris Enneking	OL (HM)
	Harrison Hill	WR (HM)
	Dion Johnson	DL (HM)
	Andrew LeClair	LB (HM)
	Dion Rayford	DL (HM)
	Dylen Smith	QB (HM)
2000	Nate Dwyer	DL (2nd)
	Carl Nesmith	DB (2nd)
	David Winbush	RB (2nd)
	Moran Norris	RB (3rd)
	Marc Owen	OL (3rd)
	Andrew Davison	DB (HM)
	Harrison Hill	WR (HM)
	Chaz Murphy	DL (HM)
	Marcus Rogers	LB (HM)
	Dylen Smith	WB (HM)
2001	Nate Dwyer	DT (1st)
	Justin Hartwig	OL (2nd)
	Marcus Rogers	LB (3rd)
	Algie Atkinson	LB (HM)
	Andrew Davison	DB (HM)
	Roger Ross	WR (HM)
2002	Byron Gasaway	WR (HM)
	Justin Sands	OL (HM)
2003	Curtis Ansel	P (3rd)
	Charles Gordon	KR (3rd)
	Adrian Jones	OL (3rd)
	Gabriel Toomey	LB (3rd)
	Joe Vaughn	OL (3rd)
	Bill Whittemore	QB (3rd)
	Clark Green	RB (HM)
	John Randle	DB (HM)
	Nick Reid	LB (HM)
	Mark Simmons	WR (HM)
	Tony Stubbs	DB (HM)
2004	Charles Gordon	CB (1st)
	David McMillan	DE (1st)
	Nick Reid	LB (2nd)
	Joe Vaughn	OL (2nd)
	Jermial Ashley	DL (HM)
	Charles Gordon	WR (HM)
	Rodney Harris	DB (HM)
	Brandon Rideau	WR (HM)
	Tony Stubbs	DB (HM)
	Gabriel Toomey	LB (HM)
2005	Charles Gordon	KR/PR (1st)
	Charlton Keith	DL (1st)
	Nick Reid	LB (1st)
	Jermial Ashley	DL (2nd)
	Charles Gordon	DB (2nd)
	Rodney Allen	DL (HM)
	Banks Floodman	LB (HM)
	Rodney Fowler	DB (HM)
	Charles Gordon	WR (HM)
	Clark Green	RB (HM)
	Kevin Kane	LB (HM)
	David Ochoa	OL (HM)
	Brandon Perkins	LB (HM)
	Mark Simmons	WR (HM)
	Aqib Talib	DB (HM)
	Kyle Tucker	P (HM)
	Bob Whitaker	OL (HM)
2006	Jon Cornish	RB (1st)
	Aqib Talib	DB (1st)
	Brandon McAnderson	FB (2nd)
	David Ochoa	DB (2nd)
	Jerome Kemp	DB (HM)
	James McClinton	DL (HM)
	Mike Rivera	LB (HM)
	Bob Whitaker	OL (HM)
2007	Anthony Collins	OL (1st)
	James McClinton	OL (1st)
	Joe Mortensen	LB (1st)
	Aqib Talib	DB (1st)
	Marcus Henry	WR (2nd)
	Marcus Herford	KR/PR (2nd)
	Bran. McAnderson	RB (2nd)
	Todd Reesing	QB (2nd)
	Ryan Cantrell	OL (HM)
	James Holt	LB (HM)
	Mike Rivera	LB (HM)
	Cesar Rodriguez	OL (HM)
	Darrell Stuckey	DB (HM)
	Scott Webb	PK (HM)

2008	Darrell Stuckey	S (1st)
	Dezmon Briscoe	WR (2nd)
	James Holt	LB (2nd)
	Caleb Blakesley	DT (HM)
	Ryan Cantrell	OL (HM)
	Jake Laptad	DE (HM)
	Adrian Mayes	OL (HM)
	Kerry Meier	WR (HM)
	Mike Rivera	LB (HM)
	Jake Sharp	RB (HM)
2009	Dezmon Briscoe	WR (1st)
	Kerry Meier	WR (2nd)
	Tanner Hawkinson	OT (HM)
	Jake Laptad	DE (HM)
	Todd Reesing	QB (HM)
	Alonso Rojas	P (HM)
	Darrell Stuckey	S (HM)
2010	D.J. Beshears	KR (HM)
	Jake Laptad	DE (HM)
	Alonso Rojas	P (HM)
2011	Jeremiah Hatch	OL (2nd)
	Tim Biere	TE (HM)
	Ron Doherty	P (HM)
	Steven Johnson	LB (HM)
	Bradley McDougald	DB (HM)
	Toben Oporum	DE (HM)
	Duane Zlatnik	OL (HM)
2012	Tanner Hawkinson	OL (2nd)
	Ben Heeney	LB (2nd)
	Bradley McDougald	S (2nd)
	James Sims	HB (2nd)
	Jimmy Mundine	TE (HM)
	Tony Pierson	HB (HM)
	Duane Zlatnik	OL (HM)
2013	Ben Heeney	LB (2nd)
	James Sims	RB (2nd)
	Ngalu Fusimalohi	OL (HM)
	Isaiah Johnson	S (HM)
	Dexter McDonald	CB (HM)
	Jimmy Mundine	TE (HM)
	Trevor Pardula	P (HM)
	JaCorey Shepherd	CB/KR (HM)
2014	Ben Heeney	LB (1st)
	Trevor Pardula	P/K (1st)
	JaCorey Shepherd	CB (1st)
	Jimmy Mundine	TE (2nd)
	Michael Reynolds	DE (HM)
	Cassius Sendish	S (HM)
2015	Fish Smithson	S (2nd)
	Ben Goodman Jr.	DE (HM)
	Ben Johnson	TE (HM)
	Michael Zunica	FB (HM)
2016	Dorance Armstrong Jr.	DE (1st)*
	Fish Smithson	S (1st)
	Hakeem Adeniji	OL (HM)
	D'Andre Banks	OL (HM)
	LaQuvionte Gonzalez	WR (HM)
	Mike Lee	S (HM)
	Cole Moos	P (HM)
	Steven Sims Jr.	WR (HM)
	Daniel Wise	DT (HM)
	Matthew Wyman	K (HM)
	Michael Zunica	FB (HM)

\*Unanimous selection

## THREE-TIME FIRST TEAM ALL-CONFERENCE

Dutch Lonborg	1917, 19-20
Ray Evans	1942, 46-47
John Hadl	1959-61
Curtis McClinton	1959-61
Gale Sayers	1962-64
Kurt Knoff	1973-75
Bucky Scribner	1980-82
Willie Pless	1983-85
Dan Eichloff	1990-92



WILLIE PLESS

## WILLIE PLESS TACKLER OF THE YEAR

Willie Pless, the all-time leading tackler at Kansas and in the Big Eight, was honored in 1985 with the establishment of an annual award in his name. The Willie Pless Tackler of the Year Award is presented to the KU leader in tackles each season. The award was established as a gift from Gene, Bernie and Todd Morgan of Kansas City.

1985 Willie Pless (191 tackles)	2001 Marcus Rogers (97 tackles)
1986 Rick Bredesen (106)	2002 Greg Cole (106)
1987 Curtis Moore (103)	2003 Nick Reid (133)
1988 Curtis Moore (170)	2004 Nick Reid (109)
1989 Roger Robben (146)	2005 Nick Reid (112)
1990 Hassan Bailey (89)	2006 Mike Rivera (90)
1991 Doug Terry (93)	2007 Joe Mortensen (106)
1992 Hassan Bailey (79)	2008 James Holt (105)
1993 Clint Bowen (114)	2009 Darrell Stuckey (93)
1994 Ronnie Ward (98)	2010 Steven Johnson (95)
1995 Jason Thoren (119)	2011 Steven Johnson (120)
1996 Ronnie Ward (121)	2012 Ben Heeney (112)
1997 Tony Blevins (97)	2013 Ben Heeney (88)
1998 Michael Allen (120)	2014 Ben Heeney (127)
1999 Andrew LeClair (102)	2015 Fish Smithson (111)
2000 Carl Nesmith (103)	2016 Fish Smithson (93)

## CONFERENCE HONORS

### COACH OF THE YEAR

1967 Pepper Rodgers
1975 Bud Moore
1981 Don Fambrough
1984 Mike Gottfried
1991 Glen Mason
1995 Glen Mason
2007 Mark Mangino

### OFFENSIVE PLAYER OF THE YEAR

1967 Bobby Douglass
1975 Nolan Cromwell
1991 Tony Sands

### DEFENSIVE PLAYER OF THE YEAR

2005 Nick Reid
----------------

### OFFENSIVE NEWCOMER OF THE YEAR

1967 John Mosier
1980 Kerwin Bell
2002 Bill Whittemore
2003 Joe Vaughn

### DEFENSIVE NEWCOMER OF THE YEAR

1987 Curtis Moore
1988 Deral Boykin
1991 Steve Harvey
1999 Carl Nesmith
2007 Chris Harris (AP)
2013 Isaiah Johnson (C)

### OFFENSIVE FRESHMAN OF THE YEAR

1993 June Henley
------------------

### DEFENSIVE FRESHMAN OF THE YEAR

1993 Tony Blevins
-------------------

### CONFERENCE PLAYER OF THE WEEK (Big 12 Only - 1996-present)

1996	Ronnie Ward	LB
	Nov. 3 at Iowa State	
1997	Patrick Brown	LB
	Sept. 1 vs. UAB	
	Eric Vann	RB
	Sept. 15 vs. Missouri	
	Jason Harris	Special Teams
	Nov. 3 vs. Iowa State	
1998	Harrison Hill	Special Teams
	Sept. 28 at UAB	
	David Winbush	HB
	Oct. 26 vs. Colorado	
	Steve Bratten	LB
	Oct. 26 vs. Colorado	
1999	Carl Nesmith	Special Teams
	Nov. 22 vs. Iowa State	
2000	Algie Atkinson	LB
	Sept. 16 vs. UAB	
	Marcus Rogers	LB
	Oct. 21 vs. Colorado	
2001	Reggie Duncan	RB
	Oct. 6 at Texas Tech	
	Johnny Beck	Special Teams
	Oct. 6 at Texas Tech	
2002	Gregg Heaggans	Sp. Teams
	Sept. 14 vs. Missouri State	
2003	Rodney Fowler	S
	Nov. 24 vs. Iowa State	
2004	Brandon Rideau	Sp. Teams
	Sept. 6 vs. Tulsa	
	David McMillan	DE
	Nov. 22 at Missouri	
2005	Brandon Perkins	LB
	Sept. 19 vs. Louisiana Tech	
	Charlton Keith	DE
	Nov. 7 vs. Nebraska	
	Scott Webb	PK/Sp. Teams
	Nov. 28 vs. Iowa State	
2006	Jon Cornish	RB
	Nov. 20 vs. Kansas State	
2007	Marcus Herford	KR/Sp. Teams
	Sept. 20 vs. Southeastern La.	
	Scott Webb	PK/Sp. Teams
	Oct. 22 vs. Colorado	
	Todd Reesing	QB (Co)
	Nov. 19 vs. Iowa State	
2008	Todd Reesing	QB
	Dec. 1 vs. Missouri	
	Darrell Stuckey	S
	Dec. 1 vs. Missouri	
2009	Maxwell Onyegbule	DE
	Sept. 12 vs. UTEP	
2010	Justin Springer	LB
	Sept. 11 vs. Georgia Tech	
	D.J. Beshears	KR/Sp. Teams
	Sept. 25 vs. New Mexico State	
2011	D.J. Beshears	KR/Sp. Teams
	Sept. 10 vs. Northern Illinois	
2013	Trevor Pardula	P/Sp. Teams
	Sept. 23 vs. Louisiana Tech	
	James Sims	RB
	Nov. 18 vs. West Virginia	
2014	Dexter McDonald	CB
	Sept. 6 vs. SEMO	
2016	Cole Moos	P
	Oct. 17 at Baylor	
	Dorance Armstrong Jr.	DE
	Nov. 19 vs. Texas	
	Matthew Wyman	K
	Nov. 19 vs. Texas	

## ACADEMIC ALL-CONFERENCE

## FIRST TEAM

1954	Terry McIntosh	B
1955	George Remsberg	G
1956	Ron Claiborne	G
1957	Dale Remsberg	E
1958	Bill Blasi	T
1960	Sam Simpson	E
1962	Ron Oelschlagel	B
1963	Ron Oelschlagel	B
1964	Fred Elder	T
	Ron Oelschlagel	B
1965	Bruce Peterson	T
	Mike Shinn	T
	Bill Wohlford	G
1966	Bruce Peterson	T
	Mike Sweatman	LB
	Bill Wohlford	G
1967	Willie McDaniel	G
	Dave Morgan	DB
	Mike Sweatman	LB
1968	Dale Evans	C
	Dave Morgan	DB
	John Mosier	E
	Ken Wertzberger	G
1969	Dave Aikins	G
	Steve Carmichael	E
	Dale Evans	C
1970	Mike McCoy	C
1971	Phil Basler	DT
	Mike McCoy	C
	John Schroll	TE
1972	John Bryant	T
	Ken Saathoff	WR
	John Schroll	TE
	Steve Towle	LB
1973	Kurt Knoff	SS
	Ken Saathoff	TE
1974	Kurt Knoff	SS
	Ken Saathoff	WR
1976	Nolan Cromwell	QB
	Tom Fitch	SS
1977	Tom Fitch	SS
1978	Frank Wattelet	SS
1979	Brian Bethke	QB
	Frank Wattelet	SS
1980	Jeff Fox	DT
1981	Dan Wagoner	CB
1982	Tim Friess	E
	Bruce Kallmeyer	K
1983	Steve Cole	S
	Mark Henderson	FB
1984	Mark Henderson	FB
	Quintin Schonewise	T
	Dodge Schwartzburg	K
1985	Kevin Harder	S
	Mike Norseth	QB
	Willie Pless	LB
	Wayne Ziegler	S
1986	Mark Henderson	FB
	Kevin Harder	S
	Wayne Ziegler	S
1987	Mike Orth	QB
1988	Dave Grattan	OG
	Curtis Moore	LB
	Rob Newson	S
1989	John Baker	TE
	Mark Koncz	DT
1990	Maurice Douglas	FB
	Curtis Moore	LB
	Christopher Perez	OT
	Smith Holland	OG
1991	Gilbert Brown	DT
	Kenny Drayton	WR
	Dan Eichloff	P/K
	Paul Friday	DB
1992	Don Davis	LB
	Dan Eichloff	P/K
	Chad Fette	TE
	Chip Hilleary	QB
	Trace Liggett	OG
	Dave Marcum	C
	Pete Vang	TE
1993	Greg Ballard	WR
	Derek Brown	OT
	Jason Brown	DE
	Joe Hornback	C



JONATHAN LAMB

	Jim Moore	TE		Brian Seymour	DB		Trevor Pardula	P/K
	Larry Thiel	LB		Jake Sharp	RB		Preston Randall	RB
	Pete Vang	TE		Scott Webb	PK		Trent Smiley	TE
1994	Don Davis	LB		Jeff Wheeler	DE		Colin Spencer	CB
	Chris Powell	FB	2008	Jacob Branstetter	PK	2015	Seth Conway	WR
	Jim Moore	TE		Russell Brorsen	DE		Taylor Cox	RB
	Darrin Simmons	P		Drew Dudley	LB		Joe Gibson	OL
1995	Jim Moore	TE		John Larson	DE		Michael Glatczak	S
	Darrin Simmons	P		Todd Reesing	QB		Matt Hentges	WR
1996	Jim Moore	TE		Mike Rivera	LB		T.J. Millward	QB
1997	Tim Bowers	LB		Justin Springer	LB		Bryan Peters	OL
	Steve Bratten	LB	2009	Tim Biere	TE		Preston Randall	RB
	Greg Erb	DE		Jacob Branstetter	PK		Cameron Rosser	LB
	Tanner Hancock	WR		Drew Dudley	LB		Colin Spencer	CB
	Hamilton Hill	QB		Trevor Marrongelli	OL	2016	Shakiem Barbel	WR
	Shane Rooney	TE		Olaitan Oguntodu	S		Montell Cozart	QB
1998	Tim Bowers	LB		Todd Reesing	QB		Joe Gibson	OL
	Greg Erb	DE		Justin Springer	LB		Larry Hughes	OL
	Charlie Hoag	WR		Brad Thorson	OL		Keith Loneker Jr.	LB
	Jason Stevenson	OL	2010	Tim Biere	TE		Austin Moses	WR
	Brandon Wier	DB		Brian Blackwell	S		Tyler Patrick	WR
1999	Tim Bowers	LB		Jacob Branstetter	PK		Cameron Rosser	LB
	Greg Erb	DE		Drew Dudley	LB		Colin Spencer	CB
	Charlie Hoag	WR		Steven Foster	FB		Ryan Willis	QB
	Justin Sands	OL		Trevor Marrongelli	OL			
	Brandon Wier	DB		Olaitan Oguntodu	S			
2000	Tim Bowers	LB		Tyler Patmon	CB			
	Jake Letourneau	DB		Reece Petty	WR			
	Brandon Wier	DB		Justin Puthoff	FB			
2001	Jake Letourneau	DB		Alex Smith	OL			
	Brandon Wier	DB		Riley Spencer	OL			
	Barry Goodrich	WR		Justin Springer	LB			
	Jason Farley	TE		Brad Thorson	OL			
2002	Zach Dyer	S	2011	Tim Biere	TE			
	Barry Goodrich	WR		Brian Blackwell	LB			
	Justin Henry	OL		Gavin Howard	OL			
	Jake Letourneau	S		Chase Knighton	WR			
	Derrick Mills	WR		Trevor Marrongelli	OL			
	Travis Watkins	DT		Quinn Mecham	QB			
	Darren Rus	LB		Shane Smith	DT			
2003	Derrick Mills	WR	2012	Keeston Terry	S			
	Johnny Beck	PK		Dylan Admire	OL			
	Kevin Kane	LB		Ryan Burton	HB			
	Jonathan Lamb	SS		Brandon Hawks	S			
2004	Kevin Kane	LB		Gavin Howard	OL			
	Jonathan Lamb	WR		Trevor Marrongelli	OL			
	John Nielsen	QB		Tyler Patmon	CB			
	Matt Thompson	OL		Justin Puthoff	LS			
	Brandon Watkins	TE		James Sims	HB			
	Travis Watkins	DT		Shane Smith	DL			
2005	Kevin Kane	LB	2013	Brandon Bourbon	RB			
	Jonathan Lamb	WR		Gavin Howard	OL			
	Matt Thompson	OL		Blake Jablonski	H/QB			
2006	Dane Broadie	PK		Reilly Jeffers	LS			
	Russell Brorsen	DE		Jonathan Jones	WR			
	Jeff Foster	WR		Pat Lewandowski	OL			
	Zack Hood	LS		Dexter Linton	S			
	Jonathan Lamb	WR		Alex Matlock	S			
	John Larson	DE		T.J. Semke	DL			
	Scott Webb	PK		Riley Spencer	OL			
2007	Russell Brorsen	DE		Trent Smiley	TE			
	Micah Brown	WR		Shane Smith	DL			
	Jeff Foster	WR		Kevin Young	DL			
	John Larson	DE		Zackary Young	LS			
	Sadiq Muhammed	DB	2014	Scott Baron	TE			
	Todd Reesing	QB		Pat Lewandowski	OL			
	Mike Rivera	LB		T.J. Millward	QB			

THREE-TIME ACADEMIC FIRST TEAM  
ALL-CONFERENCE

Ron Oelschlagel	1962-64
Ken Saathoff	1972-74
Jim Moore	1994-96
Greg Erb	1997-99
Jake Letourneau	2000-02
Kevin Kane	2003-05
Russell Brorsen	2006-08
John Larson	2006-08
Jacob Branstetter	2008-10
Drew Dudley	2008-10
Justin Springer	2008-10
Tim Biere	2009-11
Gavin Howard	2011-13
Shane Smith	2011-13
Colin Spencer	2014-16

FOUR-TIME ACADEMIC FIRST TEAM  
ALL-CONFERENCE

Tim Bowers	1997-2000
Brandon Wier	1998-2001
Jonathan Lamb	2003-06
Trevor Marrongelli	2009-12

FIRST TEAM ATHLETIC AND ACADEMIC  
ALL-CONFERENCE IN SAME SEASON

Mike Sweatman	1966
Mike Sweatman	1967
John Mosier	1968
Dale Evans	1969
John Schroll	1971
Kurt Knoff	1973
Kurt Knoff	1974
Tom Fitch	1977
Willie Pless	1985
Dan Eichloff	1991
Dan Eichloff	1992
Chip Hilleary	1992



# NCAA RANKINGS

## TEAM (TOP 15)

### RUSHING OFFENSE

1950	4th	(311.6)
1961	13th	(228.6)
1963	5th	(243.1)
1968	5th	(299.9)
1975	7th	(317.1)
1976	4th	(297.4)
1992	13th	(232.1)
1994	8th	(247.1)

### PASSING OFFENSE

1939	10th	(101.1)
1941	11th	(119.6)
1942	12th	(115.9)
1949	12th	(153.3)
1972	13th	(207.9)
1973	10th	(194.5)
1983	4th	(286.0)
1985	15th	(254.7)
2008	8th	(305.6)
2009	7th	(310.33)

### TOTAL OFFENSE

1947	11th	(336.6)
1950	11th	(396.8)
1968	9th	(442.0)
2007	8th	(479.77)

### SCORING

1968	3rd	(38.0)
1992	11th	(31.8)
2007	2nd	(42.77)

### RUSHING DEFENSE

1961	14th	(113.9)
1992	20th	(125.7)
2005	3rd	(83.3)
2007	8th	(94.77)

### PASSING DEFENSE

1939	1st	(34.1)
1953	8th	(61.0)
1957	15th	(61.2)
1960	3rd	(48.3)
1973	10th	(90.4)
1981	4th	(104.5)
1982	2nd	(127.5)
1986	12th	(145.5)
1987	3rd	(110.2)

### TOTAL DEFENSE

1960	7th	(189.5)
2005	11th	(303.3)
2007	12th	(317.31)

### SCORING DEFENSE

2007	4th	(16.38)
------	-----	---------

### TACKLES FOR LOSS

2005	6th	(8.67)
------	-----	--------

### NET PUNTING

1995	8th	(39.4)
------	-----	--------

### PUNTING

1959	2nd	(42.9)
1960	12th	(40.1)
1966	6th	(41.9)

1978	11th	(39.0)
1979	12th	(38.1)
1980	15th	(39.2)
1982	4th	(41.5)

### PUNT RETURNS

1994	9th	(12.1)
1996	1st	(19.45)
2003	9th	(13.85)
2006	11th	(13.50)
2014	15th	(12.43)

### KICK OFF RETURNS

1993	11th	(23.7)
1994	12th	(22.8)
2007	7th	(25.21)

### TURNOVER MARGIN

1996	9th	(1.00)
2007	1st	(1.62)

## INDIVIDUAL (TOP 10)

### RUSHING

1950	Wade Stinson	5th	(1,129)
1962	Gale Sayers	3rd	(1,125)
1963	Gale Sayers	3rd	(917)
1991	Tony Sands	7th	(1,442)
1996	June Henley	10th	(1,349)
2006	Jon Cornish	7th	*(121.42)

### PASSING

1942	Ray Evans	1st	(1,117)
1973	David Jaynes	4th	(2,131)
2008	Todd Reesing	7th	*(299.08)
2009	Todd Reesing	6th	*(301.33)

### PASSING EFFICIENCY

2003	Bill Whittemore	9th	*(154.7)
------	-----------------	-----	----------

### COMPLETIONS

2008	Todd Reesing	9th	*(25.31)
2009	Todd Reesing	4th	*(26.05)

### RECEPTIONS

1942	Otto Schnellbacher	8th	(25)
1985	Richard Estell	8th	(70)
2008	Kerry Meier	T-6th	*(7.46)
2009	Kerry Meier	4th	*(8.50)
2009	DezmonBriscoe	9th	*(7.64)

### RECEIVING YARDS

2008	Dezmon Briscoe	4th	*(108.2)
2009	Dezmon Briscoe	5th	*(121.55)

### TOTAL OFFENSE

1942	Ray Evans	4th	(1,410)
1967	Bobby Douglass	10th	(1,741)
1983	Frank Seurer	10th	(2,660)
1985	Mike Norseth	5th	(3,214)
2008	Todd Reesing	8th	*(316.31)
2009	Todd Reesing	4th	*(311.25)

### ALL-PURPOSE YARDS

1996	June Henley	6th	*(117.3)
------	-------------	-----	----------

### SCORING

1951	Bud Laughlin	10th	(78)
1983	Bruce Kallmeyer	6th	(98)

### POINTS RESPONSIBLE FOR

2003	Bill Whittemore	10th	(17.2)
------	-----------------	------	--------

### FIELD GOALS

1958	John Suder	2nd	(3)
1983	Bruce Kallmeyer	2nd	(24)
1991	Dan Eichloff	2nd	(18)

### SOLO TACKLES

2014	Ben Heeney	2nd	*(7.30)
2015	Fish Smithson	1st	*(7.90)
2016	Mike Lee	4th	*(6.40)

### TACKLES FOR LOSS

2005	Charlton Keith	9th	*(1.75)
2016	Dorance Armstrong Jr.	6th	*(1.70)

### INTERCEPTIONS

1942	Ray Evans	1st	(10)
2004	Charles Gordon	1st	(7)
2006	Aqib Talib	4th	*(0.60)

### FORCED FUMBLES

2008	James Holt	3rd	*(0.46)
2014	Michael Reynolds	4th	*(0.42)

### PASSES DEFENDED

2006	Aqib Talib	1st	*(2.80)
2014	JaCorey Shepherd	4th	*(1.50)

### BLOCKED KICKS

2016	Daniel Wise	5th	(2)
------	-------------	-----	-----

### KICK OFF RETURNS

1994	Ashaundai Smith	6th	*(26.4)
------	-----------------	-----	---------

### PUNTING

1950	Dolph Simons	7th	(41.2)
1954	Ted Rohde	2nd	(44.7)
1955	Ted Rohde	3rd	(42.3)
1956	Ted Rohde	6th	(41.6)
1959	John Hadl	1st	(45.6)
1966	Dave Morgan	7th	(42.4)
1968	Bill Bell	7th	(41.8)
1979	Mike Hubach	8th	(42.5)
1980	Bucky Scribner	6th	(44.1)
1981	Bucky Scribner	12th	(43.8)
1982	Bucky Scribner	3rd	(45.8)
1995	Darrin Simmons	6th	(43.8)

### PUNT RETURNS

1949	Bud French	5th	(15.2)
1952	Gil Reich	6th	(17.2)
1961	John Hadl	7th	(11.2)
1986	Milt Garner	5th	(13.8)

\*Per game average

## NCAA RECORDS

### RUSHING ATTEMPTS (HALF)

34	Tony Sands vs. Missouri	1991
----	-------------------------	------

### RUSHING ATTEMPTS (GAME)

58	Tony Sands vs. Missouri	1991
----	-------------------------	------

### MOST RUSHING YARDS

#### TWO PLAYERS SAME TEAM (GAME)

476	Tony Sands (396)/Chip Hilleary (80) vs. Missouri	1991
-----	--	------

### RANK IN TOP 12 IN PUNTING AND FIELD

#### GOALS

Dan Eichloff	1991	(12th/3rd)
--------------	------	------------

### INTERCEPTION RETURNS FOR TD BY A LB

#### (GAME)

2	Patrick Brown vs. UAB	1997
---	-----------------------	------

### ALL-PURPOSE PLAYS (GAME)

58	Tony Sands vs. Missouri	1991
----	-------------------------	------

## OTHER NCAA RANKINGS

### INDIVIDUAL

#### RUSHING YARDS (GAME)

2	396	Tony Sands vs. Missouri, 1991
---	-----	-------------------------------

#### RUSHING YARDS BY A QUARTERBACK

##### (SEASON)

19	1,124	Nolan Cromwell, 1975
----	-------	----------------------

#### SACKS (GAME)

5	4.5	Brandon Perkins vs. La.Tech, 2005
---	-----	-----------------------------------

#### PUNTING AVERAGE (CAREER)

9	44.6	Bucky Scribner, 1980-82
---	------	-------------------------

#### LONGEST RUSH

1	99	Eric Vann vs. Oklahoma, 1997
1	99	Gale Sayers vs. Nebraska, 1963

#### LONGEST PASS

16	98	Kelly Donahoe to Willie Vaughn vs. Colorado, 1987
----	----	---

#### LONGEST PUNT

3	94	John Hadl vs. Oklahoma, 1959
---	----	------------------------------

#### LONGEST FIELD GOAL

18	61	Dan Eichloff vs. Ball St., 1992
----	----	---------------------------------

### TEAM

#### TACKLES FOR LOSS (GAME)

5	18	vs. SW Missouri St., 2001
---	----	---------------------------

# CONFERENCE LEADERS

## CONFERENCE STATISTICAL CHAMPIONS - (1937-PRESENT)

(NOTE: Only rushing, passing and total offense/defense available prior to Big 12, 1996-present)

### TEAM

#### RUSHING OFFENSE

1950	311.6
1961	228.6
1968	299.9
1975	317.1

#### PASSING OFFENSE

1939	101.1
1941	119.6
1942	115.9
1947	121.2
1949	153.3
1952	123.8
1973	194.5
1983	286.0
1985	254.7

#### TOTAL OFFENSE

1968	442.0
------	-------

#### SCORING OFFENSE

2007	42.77
------	-------

#### RUSHING DEFENSE

1947	109.2
1992	125.7
2005	83.2

#### PASSING DEFENSE

1939	34.1
1945	94.4
1983	159.1
2016	219.8

#### TOTAL DEFENSE

1947	189.1
1960	187.5
2007	317.31

#### SCORING DEFENSE

2007	16.38
------	-------

#### 3RD DOWN CONVERSION DEFENSE

2016	.356
------	------

#### PUNT RETURN AVERAGE

1996	19.5
2006	13.5

#### TURNOVER MARGIN

1996	1.00
2007	1.62

### INDIVIDUAL

#### RUSHING

1937	Clarence Douglass	376
1962	Gale Sayers	1125
1963	Gale Sayers	917
1970	John Riggins	*102.8
1975	Nolan Cromwell, QB	*102.1
1991	Tony Sands	*131.9
2006	Jon Cornish	*121.4
2012	James Sims	*112.6

#### PASSING

1941	Ralph Miller	657
1942	Ray Evans	1117
1948	Dick Gilman	945
1952	Jerry Robertson	868
1956	Wally Stauch	596
1958	Les Krull	661
1972	Dave Jaynes	*204.8
1973	Dave Jaynes	*193.7

#### PASSING EFFICIENCY

1981	Frank Seuer	102.8
1985	Mike Norseth	124.0

#### RECEPTIONS

1937	Max Replogle	18
1942	Otto Schnellbacher	25
1943	Charlie Moffet	15
1945	Norm Pumphrey	12
1946	Otto Schnellbacher	16
1947	Otto Schnellbacher	17
1952	Charlie Hoag	16
1958	Homer Floyd	15
1973	Emmett Edwards	*4.45
1981	Wayne Capers	*3.27
1985	Richard Estell	*5.83
1989	Quintin Smith	*6.36

### TOTAL OFFENSE

1945	Frank Pattee	480
1947	Ray Evans	1018
1967	Bobby Douglas	1741
1973	David Jaynes	*175.7
1985	Mike Norseth	*267.8

### SCORING

1947	Forrest Griffith	54
1951	Bud Laughlin	78
1961	Curtis McClinton	54

### TACKLES

2011	Steven Johnson	120
2014	Ben Heeney	127
2015	Fish Smithson	111

### SOLO TACKLES

2014	Ben Heeney	*7.3
2015	Fish Smithson	*7.9
2016	Mike Lee	*6.4

### TACKLES FOR LOSS

2000	Chris Johnson	24
2005	Charlton Keith	21
2016	Dorance Armstrong Jr.	20

### QUARTERBACK SACKS

1997	Ron Warner	14.5
2000	Chris Johnson	10.5
2005	Brandon Perkins	9.5

### FORCED FUMBLES

2014	Michael Reynolds	*0.42
2016	Dorance Armstrong Jr.	*0.25

### INTERCEPTIONS

2004	Charles Gordon	*0.64
2006	Aqib Talib	*0.60

### PASSES DEFENDED

2006	Aqib Talib	*2.80
2007	Aqib Talib	*1.38
2014	JaCorey Shepherd	*1.50

### PASSES BROKEN UP

2004	Charles Gordon	15
2014	JaCorey Shepherd	15

### PUNTING

1937	Max Replogle	37.5
1938	Jack Blanke	42.6
1939	Frank Bukaty	40.3
1944	Leroy Robinson	36.0
1954	Ted Rohde	43.8
1955	Ted Rohde	42.3
1959	John Hadl	45.6
1960	John Hadl	40.5
1965	Bill Lynch	41.5
1966	Dave Morgan	42.4
1967	Bob Coble	42.7
1968	Bob Coble	42.4
1979	Mike Hubach	42.5
1980	Bucky Scribner	44.1
1981	Bucky Scribner	43.8
1982	Bucky Scribner	45.8
1991	Dan Eichloff	42.3
2014	Trevor Pardula	44.3

### KICKOFF RETURN AVERAGE

1996	Eric Vann	25.1
------	-----------	------

\* Per game average



JACOREY SHEPHERD

## NFL JAYHAWKS

NAME	AT KU	TEAM (POSITION)	YEARS	NAME	AT KU	TEAM (POSITION)	YEARS
Amberg, John	1948-50	New York Giants (B)	1951-52	Hawkinson, Tanner	2009-12	Cincinnati Bengals (OL)	2013-14
Bailey, Jim	1968-69	Baltimore Colts (DT)	1970-74			Philadelphia Eagles (OL)	2015
		New York Jets	1975	Heeney, Ben	2011-14	Oakland Raiders (LB)	2015-Present
		Atlanta Falcons	1976-78	Hempstead, Hessley	1990-94	Detroit Lions (OG)	1995-97
Banks, Chris	1992-94	Denver Broncos (OG)	1998-99	Henley, June	1993-95	St. Louis Rams (RB)	1998
		Atlanta Falcons	2000-01	Henry, Marcus	2004-07	New York Jets (WR)	2008
Bausch, Frank	1929-31	Boston Redskins (C)	1934-36	Holloway, Johnny	1985	Dallas Cowboys (DB)	1986
		Chicago Bears	1937-40			St. Louis Cardinals	1987
		Philadelphia Eagles	1940-41	Hubach, Mike	1976-79	New England Patriots (PK)	1980-81
Bausch, Jim	1929-30	Chicago Cardinals (B)	1934-36	Irvin, LeRoy	1976-79	Los Angeles Rams (DB)	1980-89
Beeson, Terry	1973-76	Seattle Seahawks (LB)	1977-81	Jaynes, David	1971-73	Kansas City Chiefs (QB)	1974
Bell, Bill S.	1968-69	Atlanta Falcons (PK)	1971-72	Jessie, Ron	1969-70	Detroit Lions (WR)	1971-74
		New England Patriots	1973			Los Angeles Rams	1975-79
Bernhardt, Roger	1971-72	New York Jets (G)	1974			Buffalo Bills	1980-81
		Kansas City Chiefs	1975	Johnson, Bobby	1981-83	New York Giants (WR)	1984-86
Black, Charlie	1921-23	Duluth Kelleys (E)	1925	Johnson, Mike	1963-65	Dallas Cowboys (RB)	1966-69
Blevins, Tony	1993-94, 1996-97	San Francisco 49ers (DB)	1998	Johnson, Steven	2008-11	Denver Broncos (LB)	2012-14
		Indianapolis Colts	1999-2000			Tennessee Titans (LB)	2015
Brew, Dorian	1992-95	Baltimore Ravens (DB)	1996-97			Pittsburg Steelers (LB)	2016-Present
		San Diego Chargers	1997	Jones, Adrian	2000-03	New York Jets (OT)	2004-07
Briscoe, Dezmon	2007-09	Tampa Bay Buccaneers (WR)	2010-11			Kansas City Chiefs (OT)	2008
		Washington Redskins	2012-13	Jones, E.J.	1981-83	Kansas City Chiefs (RB)	1985
Brown, Gilbert	1989-92	Green Bay Packers (DT)	1993-99, 2001-03			Dallas Cowboys	1987
Brown, Larry	1968-70	Pittsburgh Steelers (E.T)	1971-84	Jones, Rod	1992-95	Cincinnati Bengals (OT)	1996-2000
Bukaty, Fred	1958-60	Denver Broncos (FB)	1961			St. Louis Rams	2001
Butler, Mike	1973-76	Green Bay Packers (DT)	1977-82, 1985			Washington Redskins	2002-03
Byrd, Isaac	1995-96	Tennessee Titans (WR)	1997-99	Keith, Charlton	2004-05	Cleveland Browns (DL)	2006
		Carolina Panthers	2000-02	Kennard, George	1949-51	New York Giants (G)	1952-55
Campfield, Billy	1974-77	Philadelphia Eagles (RB)	1978-82	Knoff, Kurt	1972-75	Houston Oilers (DB)	1977-78
		New York Giants	1983			Minnesota Vikings	1979-82
Capers, Wayne	1979-82	Pittsburgh Steelers (WR)	1983-84	Kvaternick, Zvonmir	1931-33	Pittsburgh Steelers (RB)	1934
		Indianapolis Colts	1985-86	Lassiter, Kwamie	1992-94	Arizona Cardinals (DB)	1995-2002
Coan, Bert	1961	San Diego Chargers (RB)	1962			San Diego Chargers	2003
		Kansas City Chiefs	1963-68	Laughlin, Henry	1950-51, 1954	San Francisco 49ers (B)	1955
Collins, Anthony	2005-07	Cincinnati Bengals (OT)	2008-13	Lawson, Steve	1968-70	Cincinnati Bengals (G)	1971-72
		Tampa Bay Buccaneers (OT)	2014			Minnesota Vikings	1973-75
Colter, Jeff	1981-83	Minnesota Vikings (DB)	1984	Lemon, Mike	1973-74	New Orleans Saints (LB)	1975
		Kansas City Chiefs	1987			Tampa Bay Buccaneers	1976-77
Conley, Steve	1969-71	Cincinnati Bengals (RB)	1972	Lewis, Eddie	1973-75	San Francisco 49ers (DB)	1976-79
		St. Louis Cardinals	1973			Detroit Lions	1979-80
Criswell, Kirby	1977-79	St. Louis Cardinals (DE)	1980-81	Loneker, Keith	1989-92	St. Louis Rams (OT)	1993-95
Cromwell, Nolan	1973-76	Los Angeles Rams (DB)	1977-87	Mason, Lindsay	1975-77	Los Angeles Raiders (T)	1978-81
Davis, Dick	1959-61	Kansas City Chiefs (DE)	1962			San Francisco 49ers	1982
Davis, Don	1991-94	New Orleans Saints (LB)	1996-98	Maumalanga, Chris	1990-93	New York Giants (DT)	1994
		Tampa Bay Buccaneers	1998-2000			Arizona Cardinals	1994-95
		St. Louis Rams	2001-02			St. Louis Rams	1997
		New England Patriots	2003-06	McBurrows, Gerald	1991-94	St. Louis Rams (DB)	1995-98
Davison, Andrew	1998-2001	New York Jets (DB)	2002, 2004			Atlanta Falcons	1999-2003
		Dallas Cowboys	2003	McClinton, Curtis	1959-61	Kansas City Chiefs (RB)	1962-67
Dercher, Dan	1996-98	San Francisco 49ers (OT)	1999-2000	McCormack, Mike	1948-50	Cleveland Browns (T)	1954-62
Detwiler, John	1912-14	Hammond Pros (HB/QB)	1923-24	McDermott, Sean	1995-99	Tampa Bay Buccaneers (LS)	2001
Dinkel, Tom	1974-77	Cincinnati Bengals (LB)	1978-83, 85			Houston Texans	2002
Douglass, Bobby	1966-68	Chicago Bears (QB)	1969-75			New England Patriots	2003-04
		San Diego Chargers	1975	McDonald, Dexter	2011, 2013-14	Oakland Raiders (S)	2015-Present
		New Orleans Saints	1976-77	McDouglad, Bradley	2009-12	Kansas City Chiefs (S)	2013
		Green Bay Packers	1978			Tampa Bay Buccaneers (S)	2014-16
Dwyer, Nate	1997-2001	Arizona Cardinals (DT)	2001-02			Seattle Seahawks (S)	2017-Present
Edwards, Emmett	1972-74	Houston Oilers (WR)	1975	McMillan, David	2001-04	Cleveland Browns (LB)	2005-08
		Buffalo Bills	1976	Mehring, Pete	1931-33	St. Louis Browns (T)	1934-36
		Kansas City Chiefs (WR)	1987			Los Angeles Bulldogs	1936-40
Estell, Richard	1982-85	New York Giants (G)	1948-50			Hollywood Bears	1941-42
Etinger, Don	1941, 46-47	Pittsburgh Steelers (RB)	1948	Meier, Kerry	2006-09	Atlanta Falcons (WR)	2010-12
Evans, Ray R.	1941-42, 1946-47	New England Patriots (G)	1984-90	Merkel, Monte	1938-41	Chicago Bears (G)	1942-43
Fairchild, Paul	1981-83	Buffalo Bills (TE)	2008	Miller, Robert L.	1972-74	Minnesota Vikings (RB)	1975
Fine, Derek	2003-07	Cleveland Browns (LB)	1956-66	Mosier, John E.	1967-69	Denver Broncos (TE)	1971
Fiss, Galen	1950-52	Kansas City Chiefs (S)	1994			Baltimore Colts	1972
Gay, Matt	1989-92	Kansas City Chiefs (DB)	1977			New England Patriots	1973
Golub, Chris	1974-76	San Diego Chargers (LB)	1974-79	Mrkonic, George	1950-52	Philadelphia Eagles (T)	1953
Goode, Don	1971-73	Cleveland Browns	1980-81	Nave, Stevan	1982-83, 1985-86	Cleveland Browns (LB)	1987
		Minnesota Vikings (WR)	2006-08	Nesmith, Dean	1933-35	New York Yankees (G)	1936
Gordon, Charles	2003-05	New York Giants (RB)	1950-51	Nesmith, Ole	1932-34	Brooklyn Dodgers (FB)	1935
Griffith, Forrest	1946-49	San Diego Chargers (QB)	1962-72			New York Yankees	1936-40
Hadl, John	1959-61	Los Angeles Rams	1973-74	Norris, Moran	1996-2000	New Orleans Saints (RB)	2001-02
		Green Bay Packers	1974-75			Houston Texans	2002-05
		Houston Oilers	1976-77			San Francisco 49ers	2006-07, 2009-11
		Washington Redskins (C)	1961-64			Detroit Lions	2008
Hageman, Fred	1959-60	San Francisco 49ers (G)	1954-55	Norseth, Mike	1984-85	Cincinnati Bengals (QB)	1987-88
Hantla, Bob	1951-53	Denver (CB)	2011-Present			New York Jets	1992
Harris Jr., Chris	2007-10	Tennessee Titans (C/G)	2002-05	Opurum, Toben	2009-12	Kansas City Chiefs (FB)	2013
Hartwig, Justin	1997-2001	Carolina Panthers (G)	2006-07			Houston Texans (FB)	2014
		Pittsburgh Steelers (C)	2008			New Orleans Saints (FB)	2014-15
		New Orleans Saints (G)	1967	Oswald, Paul	1983-86	Pittsburgh Steelers (C)	1987
Harvey, George	1964, 66	Tennessee Titans (WR)	2015-Present			Atlanta Falcons (G)	1988

## NFL JAYHAWKS

NAME	AT KU	TEAM (POSITION)	YEARS
Palmer, Gerry	1970-72	Kansas City Chiefs (G)	1975
Patterson, Elvis	1981-83	New York Giants (DB)	1984-87
		San Diego Chargers	1987-89
		Los Angeles Raiders	1990-93
		Dallas Cowboys	1993
Pierce, Don	1939-40	Brooklyn Dodgers (C)	1942
		St. Louis Cardinals	1943
Rideau, Brandon	2001-04	Cleveland Browns (WR)	2005
		Chicago Bears	2006-08
Riggins, John	1968-70	New York Jets (RB)	1971-75
		Washington Redskins	1976-79, 1981-85
Rivera, Mike	2005-08	New England Patriots	2012
Roberts, Gene	1942	New York Giants (B)	1947-50
Sayers, Gale	1962-64	Chicago Bears (RB)	1965-71
Schaake, Elmer	1929-31	Portsmouth Spartans (B)	1932
Schick, Doyle	1958-60	Washington Redskins (LB)	1961
Schnellbacher, Otto	1942, 1946-47	New York Giants (B)	1950-51
Schweda, Brian	1962-64	Chicago Bears (DE)	1966
Scott, Arthur (Dave)	1973-75	Atlanta Falcons (T)	1976-82
Scribner, Bucky	1980-82	Green Bay Packers (P)	1983-84
Seurer, Frank	1980-83	Kansas City Chiefs	1986-87
Shepherd, JaCorey	2011-14	Philadelphia Eagles (CB)	2015-16
		San Francisco 49ers (CB/KR)	2016-Present
Short, Kevin	2013	New York Jets (S)	2015-16
		Los Angeles Rams (S)	2016-Present
Smith, Greg	1977-78,	Minnesota Vikings (DL)	1980-81, 1984
Smith, Hugh	1960	Denver Broncos (E)	1962
		Washington Redskins (E)	1962
Smith, Laverne	1973-76	Pittsburgh Steelers (RB)	1977
Smith, Quintin	1986-89	Chicago Bears (WR)	1990
Smith, Reggie	1981-83	Tampa Bay Buccaneers (OL)	1987
Smithson, Fish	2014-16	Washington Redskins (S)	2017-Present
Spencer, Oliver	1950-52	Detroit Lions (T)	1953, 1956, 1959-61
		Green Bay Packers	1957-58
		Oakland Raiders	1963
Stapelton, George	1935-37	Phoenix Bulldogs (G)	1938
Stewart, Brandon	2015-16	Los Angeles Chargers (CB)	2017-Present
Stokes, Sims	1964	Dallas Cowboys (WR)	1967
Stubblefield, Dana	1990-92	San Francisco 49ers (DT)	1993-97, 2001-02
		Washington Redskins	1998-2000
		Oakland Raiders	2003
Stuckey, Darrell	2006-09	Los Angeles Chargers (S)	2010-Present
Sutton, Mitch	1972-73	Philadelphia Eagles (DT)	1974-75
Sydney, Harry	1978-80	San Francisco 49ers (RB)	1987-91
		Green Bay Packers	1992
Talib, Aqib	2005-07	Tampa Bay Bucs (CB)	2008-11
		New England Patriots	2012-13
		Denver Broncos	2014-Present
Taylor, Steve	1973-75	Kansas City Chiefs (S)	1976
Terry, Doug	1989-91	Kansas City Chiefs (S)	1992-95
Thompson, Broderick	1981-82	Dallas Cowboys (OT)	1985
		San Diego Chargers	1987-92
		Philadelphia Eagles	1993-94
		Denver Broncos	1995-96
Tomlinson, Dick	1947-49	Pittsburgh Steelers (G)	1950-51
Towle, Steve	1972-74	Miami Dolphins (LB)	1975-80
Ulrich, Hubert	1939-41	Miami Seahawks (E)	1946
Vanoy, Vernon	1967-68	New York Giants (DT)	1971
		Green Bay Packers	1972
		Houston Oilers	1973
Verser, David	1977-80	Cincinnati Bengals (WR)	1981-84
		Tampa Bay Buccaneers	1985
Wagoner, Danny	1978, 80-81	Detroit Lions (DB)	1982-84
		Atlanta Falcons	1985
Walton, Alvin	1984	Washington Redskins (DB)	1986-91
Ward, Ronnie	1992-94, 1996	Miami Dolphins (LB)	1997
Warner, Ron	1996-97	New Orleans Saints (LB)	1998
		Tampa Bay Buccaneers	2002-03
Wattlet, Frank	1978-80	New Orleans Saints (DB)	1981-87
		Los Angeles Rams	1987
Wellman, Mike	1976-77	Green Bay Packers (C)	1979-80
Whittaker, Scott	1993-96	Oakland Raiders (OG)	1997
Whitten, Bobby	1978-80	Cincinnati Bengals (T)	1981
Williams, Delvin	1971-73	San Francisco 49ers (RB)	1974-77
		Miami Dolphins	1978-80
		Green Bay Packers	1981
Wright, Sylvester	1991-94	Philadelphia Eagles (LB)	1995-96
Zook, John	1966-68	Atlanta Falcons (DT)	1969-75
		St. Louis Cardinals (DE)	1976-80



BOBBY DOUGLASS

## JAYHAWKS IN THE SUPER BOWL

PLAYER	TEAM	GAMES
Jim Bailey	Indianapolis	V*
Chris Banks	Denver	XXXIII*
Gilbert Brown	Green Bay	XXXI*, XXXII
Larry Brown	Pittsburgh	IX*, X*, XIII*, XIV*
Isaac Byrd	Tennessee	XXXIV
Billy Campfield	Philadelphia	XV
Bert Coan	Kansas City	I
Nolan Cromwell	Los Angeles	XIV
Don Davis	St. Louis	XXXVI
	New England	XXXVIII*, XXXIX*
Tom Dinkel	Cincinnati	XVI
Paul Fairchild	New England	XX
Chris Harris Jr.	Denver	XLVIII, 50*
Justin Hartwig	Pittsburgh	XLIII*
Ron Jessie	Los Angeles	XIV
Bobby Johnson	New York Giants	XXI*
Steven Johnson	Denver	XLVIII
Rod Jones	St. Louis	XXXVI
Steve Lawson	Minnesota	VIII, IX
Lindsey Mason	Oakland	XV*
Curtis McClinton	Kansas City	I, IV*
Sean McDermott	New England	XXXVIII*
Robert Miller	Minnesota	XII
Mike Norseth	Cincinnati	XXIII
Elvis Patterson	New York Giants	XXI*
	Dallas	XXVIII*
John Riggins	Washington	XVII*, XVII
Dana Stubblefield	San Francisco	XXIX*
Harry Sydney	San Francisco	XXIII*, XXIV*
Aqib Talib	Denver	50*
David Verser	Cincinnati	XVI
Alvin Walton	Washington	XXII*, XXVI*
Ron Warner	Tampa Bay	XXXVII*
Bobby Whitten	Cincinnati	XVI

\* - Indicates Super Bowl Champion

## JAYHAWKS IN THE PRO BOWL

PLAYER	TEAM	YEARS
Frank Bausch	Chicago	1940
Larry Brown	Pittsburgh	1983
Nolan Cromwell	Los Angeles	1981-82-83-84
Galen Fiss	Cleveland	1963-64
John Hadl	San Diego	1965-66-69-70-73
	Los Angeles	1974
Chris Harris Jr.	Denver	2014-15-16
LeRoy Irvin	Los Angeles	1986-87
Ron Jessie	Los Angeles	1977
Curtis McClinton	Dallas Texans	1963
	Kansas City	1967-68
Mike McCormack	New York Yankees	1952
	Cleveland	1957-58-61-62-63
Pete Mehringer	Los Angeles Bulldogs	1939
John Riggins	New York Jets	1976
Gale Sayers	Chicago	1966-67-68-70
Dana Stubblefield	San Francisco	1995-96-98
Darrell Stuckey	San Diego	2014
Aqib Talib	Denver	2013-14-15-16
Delvin Williams	San Francisco	1977
	Miami	1979
John Zook	Atlanta	1974

# KU IN THE NFL DRAFT

YEAR	PLAYER (POS)	RD/PICK	TEAM	YEAR	PLAYER (POS)	RD/PICK	TEAM	YEAR	PLAYER (POS)	RD/PICK	TEAM
1938	Clarence Douglass (B)	9	Lions	1967	George Harvey (G)	6/134	Saints	1979	Mike Wellman (C)	3/81	Rams
1939	Dave Shirk (E)	18	Steelers		Jeff Elias (TE)	17/444	Packers	1980	Kirby Criswell (LB)	2/31	Bengals
	Ferrel Anderson (G)	19	Brooklyn		Steve Renko (FB)	15	Raiders (AFL)		LeRoy Irvin (DB)	3/70	Rams
1940	Bill Bunson (B)	14	Eagles	1968	Bert Olson (WR)	10/266	Cowboys		Jim Zidd (LB)	5/123	Jets
1942	Hubert Ulrich (E)	9	Browns	1969	Bobby Douglass (QB)	2/41	Bears		Mike Hubach (P)	11/293	Patriots
	Ralph Miller (B)	16	Brooklyn		Vernon Vanoy (DE)	3/60	Giants	1981	David Verser (WR)	1/10	Bengals
1944	Ray Evans (B)	1	Bears		John Zook (DE)	4/99	Rams		Lester Mickens (WR)	11/277	Saints
	Gene Long (G)	9	Patriots		Keith Christensen (T)	5/117	Saints	1982	Greg Smith (DT)	7/184	Chiefs
	Warren Hodges (T)	26	Cardinals		Billy Hunt (DB)	12/341	Falcons		Danny Wagoner (DB)	9/231	Lions
	George Dick (E)	30	Lions		Junior Riggins (RB)	16/409	Cardinals	1983	Wayne Capers (WR)	2/52	Steelers
1947	Otto Schnellbacher (E)	23	Cardinals	1971	John Riggins (RB)	1/6	Jets		Bucky Scribner (P)	11/299	Packers
	Bill Hogan (B)	29	Packers		Steve Lawson (G)	2/41	Bengals	1984	Paul Fairchild (G)	5/124	Patriots
1948	Otto Schnellbacher (E)	3	Yankees (AAFC)		Larry Brown (TE)	5/106	Steelers		Bruce Kallmeyer (K)	7/184	Patriots
	Don Ettinger (T)	11	Colts (AAFC)		Ron Jessie (WR)	8/206	Cowboys		Renwick Atkins (T)	7/187	Lions
		19	Giants	1972	Bob Childs (G)	5/120	Rams	1986	Alvin Waiton (DB)	3/75	Redskins
	Dick Monroe (C)	20	Cardinals		Steve Conley (RB)	7/158	Bengals		Lynn Williams (RB)	6/160	Rams
1949	Frank Pattee (B)	6	Colts (AAFC)		Karl Salb (DT)	14/340	Bills		Mike Norseth (QB)	7/174	Browns
		23	Redskins		Steve Roach (LB)	15/380	Lions		Johnny Holloway (WR)	7/185	Cowboys
	Dick Monroe (C)	16	Hornets (AAFC)		Kenny Page (LB)	15/381	Rams	1987	Paul Oswald (C)	11/289	Steelers
	Dick Bertuzzi (B)	22	Bears	1973	Roger Bernhardt (G)	3/76	Steelers	1991	Curtis Moore (LB)	10/267	Oilers
1950	Forrest Griffith (B)	5	Giants		Gary Palmer (T)	4/83	Colts	1992	Chris Perez (OT)	5/124	Dolphins
	Bud French (B)	21	Bulldogs		Eddie Shears (LB)	9/233	Redskins	1993	Dana Stubblefield (DT)	1/26	49ers
	Dick Tomlinson (G)	21	Steelers		Vince O'Neal (RB)	15/379	Bills		Gilbert Brown (DT)	3/79	Vikings
	Ed Lee (T)	27	Redskins	1974	Don Goode (LB)	1/15	Browns	1994	Chris Maumalanga (DT)	4/128	Giants
1951	Mike McCormack (T)	3	Yankees		Delvin Williams (RB)	2/49	49ers	1995	Gerald McBurrows (DB)	7/214	Rams
	Wade Stinson (B)	5	Packers		Mitch Sutton (DT)	3/63	Eagles		Hessley Hempstead (OG)	7/228	Lions
	S.P. Garnett (T)	29	49ers		David Jaynes (QB)	3/66	Chiefs	1996	Dorian Brew (DB)	3/79	Dolphins
1952	Bob Brandenberry (B)	20	Browns		Delano Robinson (WR)	16/409	Raiders		Chris Banks (OG)	7/226	Broncos
	Bud Laughlin (B)	25	49ers	1975	Emmett Edwards (WR)	2/40	Oilers		Rod Jones (OT)	7/219	Bengals
1953	Gil Reich (B)	2	Packers		Bruce Adams (WR)	4/103	Vikings		L.T. Levine (RB)	7/235	Broncos
	George Mrkonic (G)	4	Eagles		Robert Miller (RB)	5/129	Vikings	1997	Ronnie Ward (LB)	3/93	Dolphins
	Ollie Spencer (T)	6	Lions		Steve Towle (LB)	6/143	Dolphins		June Henley (RB)	5/163	Chiefs
	Galen Fiss (B)	13	Browns		Mike Lemon (LB)	6/149	Saints		Isaac Byrd (WR)	6/195	Chiefs
	Merlin Gish (C)	22	Colts	1976	Kurt Knoff (DB)	2/43	Broncos	1998	Ron Warner (LB)	7/239	Saints
	Charlie Hoag (B)	26	Browns		Eddie Lewis (DB)	2/57	49ers	2001	Moran Norris (RB)	4/115	Saints
1954	Bob Hantia (G)	5	49ers		Dave Scott (T)	3/71	Falcons	2002	Nate Dwyer (DT)	4/113	Cardinals
	Harold Patterson (B)	14	Eagles		Steve Taylor (DB)	6/165	Chiefs		Justin Hartwig (OT)	6/187	Titans
	Morris Kay (E)	18	49ers		Jeff Turner (LB)	9/241	Bills	2004	Adrian Jones (OT)	4/132	Jets
	Joe Lundy (G)	26	Browns	1977	Mike Butler (DE)	1/9	Packers	2005	David McMillan (DE)	5/139	Browns
1955	John Anderson (E)	21	Eagles		Nolan Cromwell (DB)	2/31	Rams	2008	Aqib Talib (CB)	1/20	Buccaneers
1956	Ralph Moody (B)	13	49ers		Terry Beeson (LB)	2/41	Seahawks		Anthony Collins (OT)	4/112	Bengals
	Bev Butler (B)	26	Giants		Laverne Smith (RB)	4/99	Steelers		Derek Fine (TE)	4/132	Bills
1957	Bob Kraus (G)	11	Cardinals		Skip Sharp (DB)	5/119	Eagles		Marcus Henry (WR)	6/174	Jets
	Don Feller (B)	14	Browns		Chris Golub (DB)	7/177	Chiefs	2010	Darrell Stuckey (S)	4/110	Chargers
	Ed Pretock (T)	16	Colts		Waddell Smith (WR)	8/215	Chiefs		Kerry Meier (WR)	5/165	Falcons
	Tom Horner (T)	20	Cardinals	1978	Lindsay Martin (T)	3/82	Raiders		Dezmon Briscoe (WR)	6/191	Bengals
	Chet Van Alta (T)	22	Colts		Tom Dinkel (LB)	5/126	Bengals	2012	Tanner Hawkinson (OL)	5/156	Bengals
	Ted Rohde (B)	26	Cardinals		Norris Banks (RB)	5/130	Eagles	2015	Ben Heeney (LB)	5/140	Raiders
	Frank Gibson (T)	30	Cardinals		Bill Campfield (RB)	11/288	Eagles		JaCorey Shepherd (CB)	6/191	Eagles
1958	Ron Clairborne (T)	12	Rams						Dexter McDonald (CB)	7/242	Raiders
	Larry Carmer (B)	18	Lions								
1959	John Peppercorn (E)	14	Steelers								
	Homer Floyd (B)	26	Browns								
1960	Fred Hagerman (C)	8	Giants (NFL)								
1961	Curtis McClinton (HB)	14	Texans (AFL)								
	Doyle Schick (B)	14	Redskins (NFL)								
1962	John Hadl (QB)	3	Chargers (AFL)								
		1	Lions (NFL)								
	Bert Coan (HB)	14	Chargers (AFL)								
		7	Redskins (NFL)								
	Elvin Baenam (G)	23	Raiders (AFL)								
	Roger McFarland (HB)	27	Oilers (AFL)								
		20	49ers (NFL)								
1963	Marv Clothier (G)	7	Cowboys								
1965	Gale Sayers (RB)	1	Chiefs (AFL)								
		1	Bears (NFL)								
	Mike Shinn (E)	8	Packers								
	Brian Schweda (T)	16	Broncos (AFL)								
		11	Bears (NFL)								
	Ron Oelschlagel (HB)	19	Broncos (AFL)								
1966	Willie Ray Smith (DB)	11	Chiefs (AFL)								
	Mike Johnson (HB)	14	Raiders (AFL)								



MORAN NORRIS

Kt

Mj

Cs

O

R

Rb

H

# KU VS. AP RANKED OPPONENTS

DATE	RK	OPPONENT	RESULT	SCORE
Nov. 7, 1936	8	NEBRASKA	L	0-26
Nov. 6, 1937	6	NEBRASKA	T	13-13
Oct. 21, 1939	3	at Oklahoma	L	27-7
Nov. 25, 1939	10	MISSOURI	L	0-20
Nov. 22, 1941	18	MISSOURI	L	6-45
Nov. 24, 1945	16	MISSOURI	L	12-33
Nov. 9, 1946	16	OKLAHOMA	W	16-13
Jan. 1, 1948	13	GEORGIA TECH	L	14-20
Nov. 20, 1948	8	OKLAHOMA	L	7-60
Nov. 11, 1950	3	OKLAHOMA	L	13-33
Oct. 18, 1952	6	OKLAHOMA	L	20-42
Sept. 25, 1953	4	at UCLA	L	7-19
Sept. 25, 1954	8	UCLA	L	7-32
Oct. 16, 1954	1	OKLAHOMA	L	0-65
Nov. 6, 1954	20	NEBRASKA	L	20-41
Oct. 15, 1955	3	at Oklahoma	L	6-44
Oct. 20, 1956	1	OKLAHOMA	L	12-34
Sept. 28, 1957	9	OREGON STATE	L	6-34
Oct. 19, 1957	2	at Oklahoma	L	0-47
Sept. 20, 1958	8	TCU	L	0-42
Oct. 18, 1958	11	OKLAHOMA	L	0-43
Sept. 19, 1959	7	at TCU	L	7-14
Oct. 24, 1959	18	at Oklahoma	L	6-7
Oct. 1, 1960	2	SYRACUSE	L	7-14
Oct. 29, 1960	1	at Iowa	L	7-21
Nov. 19, 1960	1	at Missouri	W	23-7
Oct. 19, 1963	6	at Oklahoma	L	18-21
Nov. 7, 1964	6	at Nebraska	L	7-14
Nov. 5, 1966	6	NEBRASKA	L	13-24
Nov. 12, 1966	16	COLORADO	L	18-35
Oct. 14, 1967	8	NEBRASKA	W	10-0
Nov. 18, 1967	7	at Oklahoma	L	10-14
Oct. 12, 1968	9	at Nebraska	W	23-13
Nov. 23, 1968	13	MISSOURI	W	21-19
Jan. 1, 1969	3	vs. Penn State (Orange Bowl)	L	14-15
Nov. 22, 1969	7	MISSOURI	L	21-69
Oct. 17, 1970	5	NEBRASKA	L	20-41
Oct. 16, 1971	1	at Nebraska	L	0-55
Nov. 6, 1971	13	COLORADO	L	14-35
Nov. 13, 1971	2	at Oklahoma	L	10-56
Sept. 30, 1972	16	FLORIDA STATE	L	22-44
Oct. 21, 1972	5	NEBRASKA	L	0-56
Oct. 28, 1972	15	IOWA STATE	L	8-34
Nov. 11, 1972	16	at Colorado	L	8-33
Nov. 18, 1972	4	OKLAHOMA	L	7-31
Oct. 6, 1973	9	at Tennessee	L	27-28
Oct. 20, 1973	11	at Nebraska	L	9-10
Nov. 17, 1973	3	at Oklahoma	L	20-48
Nov. 24, 1973	19	MISSOURI	W	14-13
Dec. 17, 1973	16	vs. NC State (Liberty Bowl)	L	18-31
Sept. 21, 1974	17	at Tennessee	L	3-17
Oct. 5, 1974	5	TEXAS A&M	W	28-10
Oct. 19, 1974	12	NEBRASKA	L	0-56
Nov. 16, 1974	1	OKLAHOMA	L	14-45
Oct. 11, 1975	4	at Nebraska	L	0-16
Nov. 8, 1975	12	at Oklahoma	W	23-3
Nov. 15, 1975	10	COLORADO	L	21-24
Nov. 22, 1975	18	MISSOURI	W	42-24
Oct. 16, 1976	6	OKLAHOMA	L	10-28
Oct. 30, 1976	9	NEBRASKA	L	3-31
Nov. 13, 1976	19	at Colorado	L	17-40
Nov. 20, 1976	19	at Missouri	W	41-14
Sept. 10, 1977	9	at Texas A&M	L	14-28
Sept. 17, 1977	14	at UCLA	L	7-17
Sept. 24, 1977	15	WASH. ST.	W	14-12
Oct. 1, 1977	1	at Oklahoma	L	9-42
Oct. 15, 1977	3	COLORADO	T	17-17
Nov. 12, 1977	12	at Nebraska	L	7-52
Sept. 9, 1978	13	TEXAS A&M	L	10-37
Sept. 16, 1978	18	at Washington	L	2-31
Sept. 23, 1978	8	UCLA	W	28-24
Oct. 7, 1978	13	at Colorado	L	7-17
Oct. 14, 1978	1	OKLAHOMA	L	16-17
Nov. 4, 1978	4	NEBRASKA	L	21-63
Sept. 15, 1979	16	at Pittsburgh	L	0-24
Sept. 22, 1979	11	at Michigan	L	7-28
Oct. 13, 1979	5	at Nebraska	L	0-42
Nov. 10, 1979	6	at Oklahoma	L	0-38

DATE	RK	OPPONENT	RESULT	SCORE
Sept. 20, 1980	5	PITTSBURGH	L	3-18
Oct. 11, 1980	10	NEBRASKA	L	0-54
Oct. 18, 1980	19	IOWA STATE	W	28-17
Nov. 8, 1980	11	OKLAHOMA	L	19-21
Oct. 31, 1981	12	at Nebraska	L	15-31
Oct. 30, 1982	6	NEBRASKA	L	0-52
Sept. 24, 1983	10	at USC	W	26-20
Oct. 29, 1983	14	at Oklahoma	L	14-45
Nov. 12, 1983	1	at Nebraska	L	13-67
Nov. 19, 1983	19	MISSOURI	W	37-27
Sept. 15, 1984	18	FLORIDA STATE	L	16-42
Oct. 20, 1984	12	at Okla. State	L	10-47
Oct. 27, 1984	2	OKLAHOMA	W	28-11
Nov. 10, 1984	2	NEBRASKA	L	7-41
Sept. 28, 1985	4	at Fla. State	L	20-24
Oct. 26, 1985	12	OKLA. STATE	L	10-17
Nov. 2, 1985	9	at Oklahoma	L	6-48
Nov. 16, 1985	2	at Nebraska	L	6-56
Nov. 1, 1986	4	OKLAHOMA	L	3-64
Nov. 15, 1986	6	NEBRASKA	L	0-70
Sept. 12, 1987	4	at Auburn	L	0-49
Oct. 10, 1987	2	at Nebraska	L	2-54
Oct. 31, 1987	1	OKLAHOMA	L	10-71
Sept. 17, 1988	6	at Auburn	L	7-56
Oct. 8, 1988	9	NEBRASKA	L	10-63
Oct. 29, 1988	8	at Oklahoma	L	14-63
Nov. 12, 1988	14	at Okla. State	L	24-63
Sept. 30, 1989	16	OKLAHOMA	L	6-45
Oct. 21, 1989	3	at Colorado	L	17-49
Nov. 11, 1989	6	at Nebraska	L	14-51
Sept. 1, 1990	15	VIRGINIA	L	10-59
Sept. 29, 1990	9	at Oklahoma	L	17-31
Oct. 13, 1990	3	at Miami	L	0-34
Oct. 20, 1990	14	COLORADO	L	10-41
Nov. 10, 1990	13	NEBRASKA	L	9-41
Oct. 26, 1991	21	at Oklahoma	L	3-41
Nov. 9, 1991	11	NEBRASKA	L	23-59
Nov. 16, 1991	16	COLORADO	L	24-30
Nov. 9, 1992	7	at Nebraska	L	7-49
Nov. 16, 1992	18	COLORADO	L	18-25
Dec. 25, 1992	25	vs. BYU (Aloha Bowl)	W	23-20
Aug. 28, 1993	1	vs. Florida State (Kickoff Classic, N.J.)	L	0-42
Oct. 23, 1993	14	at Oklahoma	L	25-38
Nov. 6, 1993	6	NEBRASKA	L	20-21
Nov. 13, 1993	18	at Colorado	L	14-38
Oct. 6, 1994	19	KANSAS STATE	L	13-21
Nov. 5, 1994	1	at Nebraska	L	17-45
Nov. 12, 1994	7	COLORADO	L	26-51
Oct. 7, 1995	4	at Colorado	W	40-24
Oct. 21, 1995	15	at Oklahoma	W	38-17
Oct. 28, 1995	14	at Kansas State	L	7-41
Nov. 11, 1995	1	NEBRASKA	L	3-41
Dec. 25, 1995	25	vs. UCLA (Aloha Bowl)	W	51-30
Oct. 19, 1996	9	COLORADO	L	7-20
Oct. 26, 1996	5	at Nebraska	L	7-63
Nov. 9, 1996	13	KANSAS STATE	L	12-38
Oct. 25, 1997	1	NEBRASKA	L	0-35
Nov. 8, 1997	11	at Kansas State	L	16-48
Sept. 25, 1998	25	at Missouri	L	23-41
Oct. 3, 1998	18	TEXAS A&M	L	21-24
Oct. 17, 1998	8	at Nebraska	L	0-41
Oct. 24, 1998	17	COLORADO	W	33-17
Oct. 31, 1998	4	KANSAS STATE	L	54-6
Oct. 16, 1999	13	at Texas A&M	L	17-34
Oct. 30, 1999	8	NEBRASKA	L	17-24
Sept. 30, 2000	14	at Oklahoma	L	16-34
Oct. 7, 2000	4	KANSAS STATE	L	13-52
Nov. 4, 2000	6	at Nebraska	L	17-56
Nov. 11, 2000	19	TEXAS	L	16-51
Sept. 8, 2001	14	UCLA	L	17-41
Oct. 13, 2001	3	OKLAHOMA	L	10-38
Nov. 3, 2001	2	NEBRASKA	L	7-51
Nov. 10, 2001	5	at Texas	L	0-59
Nov. 2, 2002	14	KANSAS STATE	L	0-64
Sept. 27, 2003	23	MISSOURI	W	35-14
Nov. 8, 2003	19	NEBRASKA	L	3-34
Oct. 23, 2004	2	at Oklahoma	L	10-41
Nov. 13, 2004	6	TEXAS	L	23-27

DATE	RK	OPPONENT	RESULT	SCORE
Oct. 1, 2005	13	at Texas Tech	L	17-30
Nov. 12, 2005	2	at Texas	L	14-66
Nov. 26, 2005	25	IOWA STATE (OT)	W	24-21
Sept. 30, 2006	21	at Nebraska (ot)	L	32-39
Oct. 6, 2007	24	at Kansas State	W	30-24
Nov. 24, 2007	4	vs. Missouri (K.C.)	L	28-36
Jan. 3, 2008	5	vs. Virginia Tech (Orange Bowl)	W	24-21
Sept. 12, 2008	19	at South Florida	L	34-37
Oct. 18, 2008	4	at Oklahoma	L	31-45
Oct. 25, 2008	8	TEXAS TECH	L	21-63
Nov. 15, 2008	4	TEXAS	L	7-35
Nov. 29, 2008	12	vs. Missouri (K.C.)	W	40-37
Oct. 24, 2009	25	OKLAHOMA	L	13-35
Nov. 21, 2009	3	at Texas	L	20-51
Sept. 11, 2010	15	GEORGIA TECH	W	28-25
Nov. 13, 2010	9	at Nebraska	L	3-20
Nov. 20, 2010	12	OKLA. STATE	L	14-48
Nov. 27, 2010	15	vs. Missouri (K.C.)	L	7-35
Oct. 8, 2011	6	at Oklahoma State	L	28-70
Oct. 15, 2011	3	OKLAHOMA	L	17-47
Oct. 22, 2011	12	KANSAS STATE	L	21-59
Sept. 15, 2012	16	TCU	L	6-20
Oct. 6, 2012	7	at Kansas State	L	16-56
Oct. 20, 2012	10	at Oklahoma	L	7-52
Nov. 10, 2012	25	at Texas Tech (2OT)	L	34-41
Oct. 5, 2013	20	TEXAS TECH	L	16-54
Oct. 19, 2013	18	OKLAHOMA	L	34-19
Oct. 26, 2013	6	BAYLOR	L	14-59
Nov. 9, 2013	15	at Oklahoma State	L	6-42
Oct. 11, 2014	16	OKLAHOMA STATE	L	20-27
Nov. 1, 2014	12	at Baylor	L	14-60
Nov. 15, 2014	5	TCU	L	30-34
Nov. 22, 2014	23	at Oklahoma	L	7-44
Nov. 29, 2014	11	at Kansas State	L	13-51
Oct. 10, 2015	3	BAYLOR	L	7-66
Oct. 24, 2015	14	at Oklahoma State	L	10-58
Oct. 31, 2015	14	OKLAHOMA	L	7-62
Nov. 14, 2015	15	at TCU	L	17-23
Oct. 15, 2016	11	at Baylor	L	7-49
Oct. 29, 2016	16	at Oklahoma	L	3-56
Nov. 5, 2016	14	at West Virginia	L	21-48

## VS. AP RANKED TEAMS

### ALL-TIME

vs. AP Ranked Teams	26-166-2
vs. Top 10	9-91-2
vs. Top 5	5-50-1
vs. Number 1	1-12
at Home	15-81-2
on Road	8-80
Neutral	3-5



# KU IN THE POLLS

## KANSAS FOOTBALL WEEK-BY-WEEK - AP RANKINGS

YEAR	DATE	RK	OPPONENT	RESULT	SCORE
1947	Nov. 22	17	MISSOURI	W	20-14
	Nov. 29	13	at Arizona	W	54-28
	Jan. 1	13	vs. Georgia Tech*	L	14-20
1950	Nov. 11	19	OKLAHOMA	L	13-33
1951	Oct. 6	20	at Colorado	L	27-35
1952	Sept. 20	17	TCU	W	13-0
	Sept. 27	17	SANTA CLARA	W	21-9
	Oct. 4	9	COLORADO	W	21-12
	Oct. 11	9	at Iowa State	W	43-0
	Oct. 18	8	OKLAHOMA	L	20-42
	Oct. 25	15	at SMU	W	26-0
	Nov. 1	9	at Kansas State	W	26-6
	Nov. 8	7	NEBRASKA	L	13-14
	Nov. 15	19	OKLAHOMA STATE	W	12-7
	Nov. 22	18	at Missouri	L	19-20
1960	Sept. 24	7	at Kansas State	W	41-0
	Oct. 1	5	SYRACUSE	L	7-14
	Oct. 8	10	at Iowa State	W	28-14
	Oct. 15	9	OKLAHOMA	T	13-13
	Oct. 22	15	at Oklahoma State	W	14-7
	Oct. 29	19	at Iowa	L	7-21
	Nov. 5	10	NEBRASKA	W	31-0
	Nov. 12	10	COLORADO	W	34-6
	Nov. 19	11	at Missouri	W	23-7
1961	Sept. 23	8	at TCU	L	16-17
	Nov. 25	10	MISSOURI	L	7-10
1968	Sept. 21	12	at Illinois	W	47-7
	Sept. 28	12	INDIANA	W	38-20
	Oct. 5	8	NEW MEXICO	W	68-7
	Oct. 12	6	at Nebraska	W	23-13
	Oct. 19	4	OKLAHOMA STATE	W	49-19
	Oct. 26	3	at Iowa State	W	46-25
	Nov. 2	3	COLORADO	W	27-14
	Nov. 9	3	OKLAHOMA	L	23-27
	Nov. 16	7	at Kansas State	W	38-29
	Nov. 23	7	MISSOURI	W	21-19
	Jan. 1	6	vs. Penn State*	L	14-15
1973	Oct. 13	19	KANSAS STATE	W	25-18
	Oct. 20	18	at Nebraska	L	9-10
	Oct. 27	17	at Iowa State	W	22-20
	Nov. 3	18	OKLAHOMA STATE	T	10-10
	Nov. 10	18	COLORADO	W	17-15
	Nov. 17	20	at Oklahoma	L	20-48
	Nov. 24	17	MISSOURI	W	14-13
	Dec. 17	19	vs. N.C. State*	L	18-31

1974	Oct. 12	19	at Kansas State	W	20-13
	Oct. 19	13	NEBRASKA	L	0-56
1975	Nov. 15	17	COLORADO	L	21-24
	Dec. 26	19	vs. Pittsburgh	L	19-33
1976	Sept. 4	19	at Oregon State	W	28-16
	Sept. 18	13	KENTUCKY	W	37-16
	Oct. 2	9	WISCONSIN	W	34-24
	Oct. 9	8	at Oklahoma State	L	14-21
	Oct. 16	15	OKLAHOMA	L	10-28
1992	Sept. 24	24	CALIFORNIA	L	23-27
	Oct. 17	25	at Iowa State	W	50-47
	Oct. 24	22	OKLAHOMA	W	27-10
	Nov. 2	18	OKLAHOMA STATE	W	26-18
	Nov. 9	13	at Nebraska	L	7-49
	Nov. 16	20	COLORADO	L	18-25
	Nov. 23	22	at Missouri	L	17-22
	Dec. 25	22	vs. BYU*	W	23-20
1995	Oct. 7	24	at Colorado	W	40-24
	Oct. 14	10	IOWA STATE	W	34-7
	Oct. 21	7	at Oklahoma	W	38-17
	Oct. 28	6	at Kansas State	L	7-41
	Nov. 4	11	MISSOURI	W	42-23
	Nov. 11	10	NEBRASKA	L	3-41
	Nov. 18	15	at Oklahoma State	W	22-17
	Dec. 25	11	vs. UCLA*	W	51-30
1996	Aug. 29	25	vs. Ball State	W	35-10
	Sept. 14	24	at TCU	W	52-17
	Sept. 28	20	at Utah	L	42-45
2007	Oct. 7	20	BAYLOR	W	58-10
	Oct. 14	15	at Colorado	W	19-14
	Oct. 21	12	at Texas A&M	W	19-11
	Oct. 28	8	NEBRASKA	W	76-39
	Nov. 4	5	at Oklahoma State	W	43-28
	Nov. 11	4	IOWA STATE	W	45-7
	Nov. 18	2	vs. Missouri	L	28-36
	Nov. 25	7	Did Not Play		
	Dec. 2	8	vs. Virginia Tech*	W	24-21
2008	Aug. 30	14	FLORIDA INTL.	W	40-10
	Sept. 6	14	LOUISIANA TECH	W	29-0
	Sept. 12	13	at South Florida	L	34-37
	Sept. 20	19	SAM HOUSTON ST.	W	38-14
	Sept. 27	16	BYE		
	Oct. 4	16	at Iowa State	W	35-33
	Oct. 11	16	COLORADO	W	30-14
	Oct. 18	16	at Oklahoma	L	31-45
	Oct. 25	19	TEXAS TECH	L	21-63
2009	Sept. 5	25	NO. COLORADO	W	49-3
	Sept. 12	24	at UTEP	W	34-7
	Sept. 19	22	DUKE	W	44-16
	Sept. 26	20	SO. MISSISSIPPI	W	36-28
	Oct. 3	18	Bye		
	Oct. 10	16	IOWA STATE	W	41-36
	Oct. 17	17	at Colorado	L	30-34
	Oct. 24	24	OKLAHOMA	L	13-35

\*- Denotes a Bowl Game

## FINAL RANKINGS

YEAR	RANKING
1947	12 (AP)
1951	20 (UPI)
1960	11 (AP), 19 (UPI)
1961	15 (UPI)
1968	7 (AP), 6 (UPI)
1973	18 (AP), 115 (UPI)
1992	22 (AP), 22 (UPI), 23 (CNN/USA Today)
1995	9 (AP), 10 (UPI), (CNN/USA Today)
2007	7 (AP), 7 (USA Today), 8 (Harris), 8 (BCS)

## HOME ATTENDANCE AVG.

50,907	2008 (seven games)
50,581	2009 (six games)
46,784	2007 (seven games)
44,850	2010 (seven games)
44,137	2006 (seven games)
43,675	2005 (six games)
42,283	2011 (six games)
42,161	1969 (five games)

## COMEBACK VICTORIES

TRAIL	QTR	OPPONENT	FINAL
28 (45-17)	4th	Colorado, 2010	52-45
26 (21-47)	3rd	at Iowa State, 1992	50-47
21 (0-21)	3rd	Colorado, 1950	27-21
20 (0-20)	2nd	at Iowa State, 2008	35-33
20 (0-20)	1st	Loyola (Calif.), 1951	34-26
19 (7-26)	2nd	Iowa State, 1953	53-33
15 (0-15)	2nd	at Oklahoma State, 1967	26-15
14 (0-14)	1st	at Oklahoma, 1995	38-17
14 (0-14)	1st	at Missouri, 1989	46-44
14 (7-21)	3rd	at Wyoming, 1963	25-21
14 (0-14)	1st	at Oklahoma State, 1962	36-17
13 (0-13)	1st	at Tulsa, 2002	43-33
13 (0-13)	3rd	Missouri, 1973	14-13
13 (0-13)	2nd	at Kansas State, 1956	20-15

## COMEBACK TIES

TRAIL	QTR	OPPONENT	FINAL
20 (0-20)	2nd	Nebraska, 1920	20-20
13 (0-13)	4th	at Missouri, 1958	13-13

## COMEBACKS BY OPPONENT

TRAIL	QTR	OPPONENT	FINAL
25 (30-5)	2nd	Texas Tech, 2004	30-31
20 (20-0)	1st	Texas Tech, 2011	34-45
19 (19-0)	4th	at Colorado, 1961	19-20

## VICTORY MARGINS

MARGIN	SCORE	OPPONENT	YEAR
83	83-0	Washington (Mo.)	1923
80	86-6	South Dakota State	1947
72	72-0	UAB	1994
62	62-0	Southeastern La.	2007
62	62-0	St. Mary's	1912
61	68-7	New Mexico	1968
56	56-0	Iowa	1897
56	56-0	Midland	1895
55	55-0	Kansas State	1947
55	55-0	Emporia State	1909
52	55-3	Florida International	2007
52	52-0	Ball State	1992
51	57-6	Wichita State	1983

## CONFERENCE VICTORY MARGINS

MARGIN	SCORE	OPPONENT	YEAR
55	55-0	Kansas State	1947
48	58-10	Baylor	2007
43	43-0	at Iowa State	1952
41	41-0	Iowa State	1991
41	41-0	at Kansas State	1960
41	55-14	at Oklahoma State	1949
40	47-7	at Kansas State	1950
39	42-3	Colorado	1980

## ROAD VICTORY MARGINS

MARGIN	SCORE	OPPONENT	YEAR
48	48-0	at Washington (Mo.)	1924
46	53-7	at California	1961
46	46-0	at Arizona	1949
43	43-0	at Iowa State	1952
42	49-7	at Oregon State	1992
42	42-0	at South Dakota	1900

## MARGINS OF DEFEAT

MARGIN	SCORE	OPPONENT	YEAR
70	0-70	Nebraska	1986
65	0-65	Oklahoma	1954
64	0-64	Kansas State	2002
61	10-71	Oklahoma	1987
61	3-64	Oklahoma	1986
61	0-61	Iowa Navy Pre-Flight	1942



2008 WIN OVER NO. 12 MISSOURI

## BOWL SUMMARIES

1948  
ORANGE  
BOWLJAN. 1, 1948  
MIAMI, FLA.GEORGIA TECH 20  
KANSAS 14

KANSAS	0	7	0	7	-14
GEORGIA TECH	0	7	13	0	-20

GTU – Patton 24 pass from Still (Bowen kick), 9:53 – 2  
 KAN – Evans 12 run (Fambrough kick), 6:30 – 2  
 GTU – Queen 16 pass from Still (Bowen kick), 9:08 – 3  
 GTU – Patton 4 pass from Still (kick failed), 1:20 – 3  
 KAN – Evans 12 pass from Hogan (Fambrough kick), 6:55 – 4

STATISTICS	KU	GT
First Downs	14	9
Rushing Yards	77	75
Passing Yards	158	129
Passes (Att-Comp)	19-10	19-11
Had Intercepted	1	0
Punts & Average	7-34	9-40
Fumbles Lost	1	1
Yards Penalized	37	70

## GAME SUMMARY

Trailing 20-14 to Georgia Tech with the final minutes ticking away, Kansas appeared ready to upset the favored Engineers in the 14th annual Orange Bowl, only to have a lost fumble at the two-foot line dash all hopes. Georgia Tech scored first on a 24-yard pass play to take a 7-0 lead in the second quarter. Kansas answered, however, with a 65-yard drive, finished by Ray Evans' 12-yard scoring burst and the extra point by Don Fambrough.

The third quarter proved pivotal, however, as Georgia Tech scored twice to take a 20-7 lead into the final stanza. Finding it difficult to move on the ground, Tech resorted to the air. As a result, Georgia Tech's quarterback Jim Still set an Orange Bowl record for most touchdown passes and best passing percentage, a .769 mark based on 10 completions in 13 attempts.

The Jayhawks, though, were not finished. A long pass from quarterback Bill Hogan to end Bryan Sperry moved the ball to the Georgia Tech 12. Hogan then lobbed a 12-yard scoring pass to Ray Evans. Soon afterwards Dick Monroe of Kansas recovered a Georgia Tech fumble at the Tech 42. Three plays later, Hogan completed a pass to end Otto Schnellbacher, putting the ball at the 26. Evans then sliced off three yards before pitching to Schnellbacher, who was forced out at the 10. Evans bolted nine yards to the one, and it appeared Kansas was ready to upset the Engineers.

But then disaster struck. Quarterback Lynne McNutt, attempting to sneak it in for the game-tying touchdown, lost the ball and the officials ruled that Tech's Rollo Phillips recovered it. Controversy raged as to whether McNutt actually fumbled or Phillips took it away from him amidst the pileup at the goal line.

1961  
BLUEBONNET  
BOWLDEC. 16, 1961  
HOUSTON, TEXASKANSAS 33  
RICE 7

KANSAS	6	6	13	8	-33
RICE	7	0	0	0	-7

KAN – Coleman 1 run (kick failed), 5:05 – 1  
 RICE – Burrell 5 pass from Kerbow (Blume kick), 0:45 – 1  
 KAN – Coleman 1 run (pass failed), 1:16 – 2  
 KAN – McClinton 6 run (Barnes kick), 9:02 – 3  
 KAN – McFarland 13 run (kick failed), 2:08 – 3  
 KAN – McFarland 12 run (Boydston pass from Hadl), 7:40 – 4

STATISTICS	KU	Rice
First Downs	21	11
Rushes & Yards	66-293	27-58
Passing Yards	64	163
Passes (Att-Comp)	10-7	20-11
Had Intercepted	2	0
Punts & Average	3-37	6-31
Fumbles Lost	0	3
Yards Penalized	15	0

## KANSAS

Rushing: Hadl 8-25, McFarland 12-60, McClinton 13-37, Coleman 18-107, Jarrett 5-23, Baughman 5-16, Wilson 4-20, Leiker 1-5  
 Passing: Hadl 10-7-2, 64  
 Receiving: Leiker 2-21, McFarland 1-14, McClinton 1-15, Boydston 1-5, Wilson 1-9, Deer 1-0

## RICE

Rushing: Blume 6-26  
 Passing: Kerbow 16-10-0, 156

## GAME SUMMARY

Sparked by a 41-yard run by quarterback John Hadl out of deep punt formation late in the first half, Kansas swept by Rice, 33-7, to claim the third annual Bluebonnet Bowl. Trailing 7-6 at the time and facing a fourth-and-six situation from the KU 40, Hadl faked the punt and raced 41 yards before being dropped at the Rice 19. Two plays later fullback Ken Coleman crashed over from the one to give the Jayhawks a 12-7 halftime lead.

The Jayhawks controlled the ball in the second half, scoring on drives of 50, 36 and 68 yards, while finishing the day with 76 offensive plays compared to only 47 for Rice. Hadl completed seven of 10 attempts for 64 yards. Coleman, voted the game's Most Outstanding Offensive Performer, finished with 107 yards rushing and two touchdowns.

The Jayhawks scored first with 5:05 remaining in the initial quarter, when Coleman went over from a yard out. It climaxed a 59-yard, nine-play drive. The extra point attempt by Bill Barnes was blocked. Rice answered that score with just 45 seconds left in the first quarter, when quarterback Randy Kerbow completed a five-yard scoring pass to flanker Johnny Burrell. The extra point was good to put the Owls on top for the one and only time. That set the stage for Hadl's heroics and the Kansas domination.

1969  
ORANGE  
BOWLJAN. 1, 1969  
MIAMI, FLA.PENN STATE 15  
KANSAS 14

KANSAS	7	0	0	7	-14
PENN STATE	0	7	0	8	-15

KAN – Reeves 2 run (Bell kick), 3:05 – 1  
 PSU – Pitman 13 run (Garthwaite kick), 11:08 – 2  
 KAN – John Riggins 1 run (Bell kick), 12:38 – 4  
 PSU – Burkhardt 3 run (Campbell run), 0:15 – 4

STATISTICS	KU	PSU
First Downs	16	17
Rushes & Yards	59-76	55-207
Passing Yards	165	154
Passes (Att-Comp)	18-9	23-12
Had Intercepted	1	2
Return Yardage	52	31
Punts & Average	10-38	9-38
Fumbles Lost	0	2
Penalties & Yards	2-10	1-15

## KANSAS

Rushing: Riggins 18-47, Shanklin 15-20, Reeves 3-7, Jackson 1-5, Jr. Riggins 2-5, Douglass 20(-8)  
 Passing: Douglass 17-9-4, 165, Shanklin 1-0-0, 0  
 Receiving: Mosier 5-77, Shanklin 1-42, Jackson 1-19, McGowan 1-16, Jr. Riggins 1-11

## PENN STATE

Rushing: Campbell 18-101  
 Passing: Burkhardt 23-12-2, 154  
 Receiving: Kwalick 6-74

## GAME SUMMARY

In the never-to-be-forgotten "Twelfth Man Game," Penn State narrowly defeated Kansas, 15-14, with a second-chance two-point conversion in the waning seconds of the 35th annual Orange Bowl Classic. The Jayhawks thought they had won the game when they broke up Chuck Burkhardt's conversion pass following Penn State's frantic touchdown with just 15 seconds remaining. Kansas was penalized, however, for having 12 men on the field, and the Nittany Lions received another chance — this time from only one-and-a-half yards out instead of three. On that attempt Bob Campbell's thrust at the left side of his line produced the winning margin.

Kansas, playing in its third bowl game, scored in the opening quarter when Mike Reeves capped a nine-play, 45-yard drive by ramming over from the two. Pat Hutchens set the drive in motion by intercepting a Burkhardt pass.

The Jayhawks took a 14-7 lead early in the fourth quarter, when Donnie Shanklin returned a punt 46 yards to the seven to set up a touchdown by John Riggins. The Jayhawks nursed the lead for nearly 12 minutes, once missing a first down by inches at the Penn State five while driving for what would have been a wrap-up touchdown. The game still appeared to be under control when Kansas kicked to the Nittany Lions at the 50 with 1:16 remaining. But on the next play Burkhardt hit Campbell with a 47-yard pass that KU defender Billy Hunt lost in the lights. It took three plays to score from the three, but Burkhardt finally got across on a bootleg play around left end to set the stage for the hectic finish.



# BOWL SUMMARIES



## 1973 LIBERTY BOWL

DEC. 17, 1973  
MEMPHIS, TENN.

N. CAROLINA ST. 31  
KANSAS 18

KANSAS	0	10	0	8	-18
NC STATE	7	3	7	14	-31

NCSU – Fritz 2 run (Sewell kick), 4:09 – 1  
KAN – Miller 12 pass from Jaynes (Love kick), 14:15 – 2  
NCSU – FG Sewell 33, 4:54 – 2  
KAN – FG Love 28, 0:37 – 2  
NCSU – Fritz 8 run (Sewell kick), 9:20 – 3  
NCSU – Young 12 run (Sewell kick), 4:50 – 4  
NCSU – Henderson 31 INT return (Sewell kick), 4:03 – 4  
KAN – Miller 12 run (Adams pass from Jaynes), 0:34 – 4

STATISTICS	KU	NCSU
First Downs	24	17
Rushes & Yards	31-130	56-188
Passing Yardage	218	86
Passes (Att-Comp)	38-24	14-7
Had Intercepted	2	1
Return Yardage	7	44
Punts & Average	2-37	1-38
Fumbles Lost	1	0
Penalties & Yards	4-37	3-35

**KANSAS**  
Rushing: Miller 15-104, Williams 10-26, Jaynes 6-0  
Passing: Jaynes 38-24-2, 218  
Receiving: Adams 8-73, Edwards 4-38, Williams 4-31, Miller 4-19, Hosack 1-20, Saathoff 1-17, Ross 1-14, Smith 1-6

**NC STATE**  
Rushing: Fritts 18-83  
Passing: Shaw 8-5-1, 71  
Receiving: Gargano 4-48

### GAME SUMMARY

Playing in a bowl game for the fourth time in its history, Kansas was upset by North Carolina State, 31-18, in the 15th annual Liberty Bowl. The Jayhawks fell after a controversial decision by an official in the third quarter, which was followed by three unanswered N.C. State touchdowns.

The play in question came early in the third quarter with the score tied, 10-10. N.C. State punted to KU's Bruce Adams at the 19. In heavy traffic Adams called for a fair catch, but fell to the ground as the ball glanced off him. N.C. State's Ralph Stringer fell on the ball and the Wolfpack scored two plays later. Adams argued with officials that he was tripped on the fair catch, but the officials refused to change their ruling.

The Wolfpack scored twice more before the Jayhawks' offense responded with a late fourth quarter scoring drive of its own.

David Jaynes, KU's All-American quarterback playing his last game for the Jayhawks, finished the game with 24 completions in 38 attempts for 218 yards. All of those figures represented Liberty Bowl records, and for his efforts Jaynes was named the game's Outstanding Offensive Performer.



## 1975 SUN BOWL

DEC. 26, 1975  
EL PASO, TEXAS

PITTSBURGH 33  
KANSAS 19

KANSAS	0	0	7	12	-19
PITTSBURGH	7	12	0	14	-33

PITT – Walker 60 run (Long kick), 2:11 – 1  
PITT – Dorsett 8 run (kick failed), 14:42 – 2  
PITT – Dorsett 2 run (run failed), 0:26 – 2  
KAN – Smith 55 run (Swift kick), 4:32 – 3  
PITT – Walker 2 run (Long kick), 12:49 – 4  
KAN – Smith 17 run (kick failed), 6:11 – 4  
PITT – Jones 7 pass from Haygood (Long kick), 3:15 – 4  
KAN – Sharp 38 pass from McMichael (run failed), 2:02 – 4

STATISTICS	KU	Pitt
First Downs	19	16
Rushes & Yards	67-342	53-372
Passing Yardage	76	60
Passes (Att-Comp)	14-4	13-8
Had Intercepted	1	2
Return Yardage	3	4
Punts & Average	5-37	5-35
Fumbles Lost	2	0
Penalties & Yards	5-25	10-95

**KANSAS**  
Rushing: Smith 16-118, Cromwell 24-99, Banks 13-64, Sharp 3-21, Wright 4-19, McMichael 1-8, Campfield 5-8, McCamy 1-5  
Passing: McMichael 8-4-0, 76, Cromwell 6-0-1, 0  
Receiving: Sharp 1-38, Fender 1-16, McCamy 1-14, Smith 1-8

**PITTSBURGH**  
Rushing: Tony Dorsett 27-142, Elliott Walker 11-123, Robert Haygood 14-101  
Passing: Haygood 13-8-1, 60

### GAME SUMMARY

Playing in its fifth bowl game ever and second in three years, Kansas dropped a 33-19 decision to Pittsburgh in the 41st annual Sun Bowl. Behind three 100-plus yard rushing performances by All-American halfback Tony Dorsett (142), fullback Elliott Walker (123) and quarterback Robert Haygood (101), the Panthers built a 19-0 halftime lead and made that lead hold up in the second half to claim the triumph.

The Jayhawks did score first in the second half, giving some hope of a comeback. Halfback Laverne Smith, who finished the day with 118 yards rushing, dazzled the Panther defense with a 55-yard burst up the middle with 4:32 remaining in the third quarter. That made it 19-7, but with 12:49 remaining in the game Walker scored again for Pittsburgh, this time from two yards out, to erase all hopes of a KU comeback.

Smith later added a 17-yard touchdown run, which was followed by a 38-yard scoring pass from quarterback Scott McMichael to halfback Skip Sharp to close out the Kansas scoring. Nearly 4,000 KU faithful made the trip to El Paso to help comprise the record turnout of 30,272.



## 1981 HALL OF FAME BOWL

DEC. 31, 1981  
BIRMINGHAM, ALA.

MISSISSIPPI ST. 10  
KANSAS 0

KANSAS	0	0	0	0	-0
MISSISSIPPI ST	7	3	0	0	-10

MSU – Bond 17 run (Morgan kick), 14:48 – 1  
MSU – Moore 14 FG, 10:55 – 2

STATISTICS	KU	MSU
First Downs	14	12
Rushes & Yards	40-106	53-250
Passing Yardage	171	51
Passes (Att-Comp)	31-15	16-5
Had Intercepted	2	0
Return Yardage	19	35
Punts & Average	9-45	9-44
Fumbles & Lost	1-1	5-1
Penalties & Yards	7-82	10-65

**KANSAS**  
Rushing: Jones 7-20, Taylor 20-61, Smith 7-(-9), Frederick 5-(-35), Green 1-(-2)  
Passing: Smith 22-8-2, 61, Frederick 9-7-0, 110  
Receiving: Taylor 7-41, Bastin 2-20, Capers 2-57, Johnson 3-34, Jones 1-19  
Tackles: McNorton 16, Toburen 10, Foote 7, Wagoner 6

**MISSISSIPPI STATE**  
Rushing: Bond 17-90  
Passing: Bond 16-5-0, 51  
Receiving: Haddix 2-16


### GAME SUMMARY

It will be remembered by Jayhawk fans as the 12-second game. Playing in its first postseason game in six years, Kansas players, coaches and fans watched as a nightmare unfolded before their eyes. KU's Darren Green took the opening kickoff and returned it 15 yards before colliding with a teammate. The result was a turnover and Mississippi State's ball on the KU 17. On the ensuing play, MSU quarterback John Bond rolled right on an option play, turned up field and went unscathed into the end zone for the first and last TD of the day. A mere dozen ticks of the clock had gone by and already KU was trailing, 7-0.

Following the quick score the Jayhawk defense stiffened, however, allowing just a field goal for the remainder of the game.

The offense was a different story. The Jayhawks' only real scoring threat was nullified by a strange penalty. With a little under five minutes left in the game, KU's Bucky Scribner punted from deep in KU territory; the Bulldogs' Cookie Jackson fumbled and Kansas recovered on the MSU 22. However, a flag had been thrown; the Jayhawks were called for clipping. Rather than moving the ball back 15 yards to the Bulldog 37, the officials decided the clip had occurred during the punt, and assessed the penalty from the line of scrimmage. Kansas had to punt again from its own 11.

## BOWL SUMMARIES

1992  
ALOHA  
BOWLDEC. 25, 1992  
HONOLULU, HAWAIIKANSAS 23  
BYU 20

KANSAS	9	3	0	11	-23
BRIGHAM YOUNG	7	7	6	0	-20

BYU – Heimuli 94 kickoff return (Lauder kick)  
 KAN – Harris 74 pass from Gay (Eichloff kick)  
 KAN – Safety, Willis tackled in the end zone  
 BYU – Willis 29 run (Lauder kick)  
 KAN – FG Eichloff 42  
 BYU – Sterling 10 pass from Young (conversion failed)  
 KAN – Hilleary 1 run (Hilleary run)  
 KAN – FG Eichloff 48

STATISTICS	KU	BYU
First Downs	18	19
Rushes & Yards	49-172	32-142
Passing Yardage	200	262
Passes (Att-Comp)	12-24	15-31
Had Intercepted	0	1
Return Yardage	12	18
Punts & Average	8-48.3	4-48.3
Fumbles & Lost	0-0	1-0
Penalties & Yards	7-55	7-73

## KANSAS

Rushing: Douglas 18-68, White 8-37, Levine 6-26, Hilleary 14-23,  
 Cozzens 2-12, Powell 1-6  
 Passing: Hilleary 23-11-0, 126, Gay 1-1-0, 74  
 Receiving: R. Harris 4-142, Licursi 3-17, White 2-15, Fette 1-16,  
 Powell 1-6,  
 Cozzens 1-4

## BYU

Rushing: Willis 11-52  
 Passing: Young 31-15-1, 262  
 Receiving: Daman 4-99

## GAME SUMMARY


Playing in its first bowl game in 11 years, Kansas surrendered a kickoff return touchdown to Brigham Young on the first play of the game. Just two plays later, KU answered right back as receiver Matt Gay caught a lateral from quarterback Chip Hilleary and then hit a wide-open Rodney Harris for a 74-yard touchdown pass.

KU defensive lineman Chris Maumalanga tackled BYU's Jamal Willis for a safety and a 9-7 lead. The Kansas defensive line had a strong day as senior Dana Stubblefield led the Jayhawks with three sacks, three hurries and one tackle for loss. For his efforts, Stubblefield was named the game's Most Valuable Player.

Willis soon gained revenge with a 29-yard touchdown romp with 10:16 left to play in the half. Following his score, BYU led, 14-9, but Jayhawk kicker Dan Eichloff hammered a 41-yard field goal that capped the first-half scoring at 14-12.

BYU carried a 20-12 lead into the final quarter. Hilleary then scored on a one-yard run and capped it with a two-point conversion that tied the game at 20. On the following drive, the Jayhawk defense stopped the Cougars on three straight plays and BYU was forced to punt. Hilleary then led the Jayhawks on a drive that lasted nearly seven minutes and resulted in Eichloff's 48-yard field goal, giving Kansas the lead.

BYU mounted a drive late in the game, but senior safety Charley Bowen secured the Jayhawks' first bowl win in 31 years by picking off Young's pass at the Kansas 29-yard line with 2:11 to play.

1995  
ALOHA  
BOWLDEC. 25, 1995  
HONOLULU, HAWAIIKANSAS 51  
UCLA 30

KANSAS	7	10	20	14	-51
UCLA	0	0	7	23	-30

KAN – Moore 9 pass from Williams (McCord kick), 9:36 – 1  
 KAN – Henley 49 run (McCord kick), 13:33 – 2  
 KAN – FG McCord, 1:29 – 2  
 KAN – Henley 2 run, 11:17 – 3  
 UCLA – Melsby 8 pass from McNow (Merten kick), 7:40 – 3  
 KAN – Byrd 77 pass from Williams (McCord kick), 6:35 – 3  
 KAN – Carter 27 pass from Williams (McCord kick), 3:14 – 3  
 UCLA – Jordan 8 pass from McNow (Merten kick), 13:44 – 4  
 UCLA – Abdul-Jabbar 5 run (Melsby from Merten), 12:43 – 4  
 KAN – Williams 6 run (McCord kick), 4:30 – 4  
 UCLA – Melsby 7 pass from McNow (run Jabbar), 3:07 – 4  
 KAN – Vann 67 run (McCord kick), 2:05 – 4

STATISTICS	KU	UCLA
First Downs	21	21
Rushes & Yards	43-277	45-286
Passing Yardage	292	136
Passes (Att-Comp)	28-19	38-15
Had Intercepted	1	0
Return Yardage	05	170
Punts & Average	2-48.0	4-44.8
Fumbles & Lost	0-0	1-1
Penalties & Yards	4-32	6-37

## KANSAS

Rushing: Henley 13-107, Vann 5-78, Williams 11-48, Levine 11-22, A. Smith 2-4, Galbreath 1-(-3)  
 Passing: Williams 27-18-1, 288, Rutz 1-1-0, 4  
 Receiving: Byrd 4-116, Henley 3-41, A. Smith 3-22, Moore 2-19,  
 Carter 2-32, Friday 2-32, Foy 1-4, Vann 1-7, Levine 1-19

## UCLA

Rushing: Abdul-Jabbar 26-157  
 Passing: McNow 34-13-3, 121  
 Receiving: Helsby 5-35

## GAME SUMMARY

Preparing for its second bowl game in four seasons and its eighth in school history, the Jayhawks set several bowl records in running over the favored UCLA Bruins to win their second-straight postseason game.

Kansas struck first and often in taking a 17-0 lead into halftime. Senior quarterback Mark Williams capped an 11-play, 72-yard drive with a nine-yard pass to tight end Jim Moore for the touchdown. On its first drive of the second quarter junior running back June Henley outran the Bruin defenders for a touchdown. Henley carried the ball 13 times for 107 yards on the afternoon. Jeff McCord booted a 27-yard field goal late in the second quarter to give the Jayhawks a 17-0 lead at halftime.

In the third quarter KU's Ashundai Smith returned a punt 43 yards and five plays later Williams found Andre Carter open in the left corner of the end zone for a score. Carter's first career TD gave Kansas a 37-7 lead late in the third quarter.

Williams finished the day 18-for-27 passing for 288 yards and three touchdowns. He also had 11 carries for 48 yards, including a fourth-quarter touchdown run. Following the game he was named Kansas' Most Valuable Player of the game. When the final gun sounded, the Jayhawks had set a bowl record for most points scored by a team with their 51-30 victory.

2003  
MAZDA TANGERINE  
BOWLDEC. 22, 2003  
ORLANDO, FLA.N. CAROLINA ST. 56  
KANSAS 26

KANSAS	7	3	10	6	-26
NC STATE	21	7	14	14	-56

NCSU – Washington 45 pass from Rivers (Kiker kick), 13:58 – 1  
 KU – Gordon 23 pass from Whittemore (Brooks kick), 10:41 – 1  
 NCSU – Washington 14 pass from Rivers (Kiker kick), 8:43 – 1  
 NCSU – McClendon 1 run (Kiker kick), 1:23 – 1  
 KU – Brooks 28 yard field goal, 4:01 – 2  
 NCSU – McClendon 3 pass from Rivers (Kiker kick), :45 – 2  
 KU – Green 11 pass from Whittemore (Brooks kick), 10:45 – 3  
 NCSU – Clark 40 pass from Rivers (Kiker kick), 7:24 – 3  
 NCSU – Davis 10 run (Kiker kick), 6:03 – 3  
 KU – Beck 39 yard field goal, 3:42 – 3  
 KU – Whittemore 9 run (Whittemore pass failed) 14:18 – 4

NCSU – Cotchery 21 pass from Rivers (Kiker kick), 12:57 – 4  
 NCSU – McClendon 26 run (Kiker kick), 10:06 – 4

STATISTICS	KU	NCSU
First Downs	28	34
Rushes & Yards	40-220	22-172
Passing Yardage	243	481
Passes (Att-Comp)	42-20	46-38
Had Intercepted	2	0
Return Yardage	86	0
Punts & Average	4-30.8	1-53.0
Fumbles & Lost	0-0	0-0
Penalties & Yards	9-75	9-86

## KANSAS

Rushing: Green 14-87, Whittemore 17-84, Gordon 3-36, Simmons 1-9, Randle 5-4  
 Passing: Whittemore 20-41-2, 243, Green 0-1-0, 0  
 Receiving: Rideau 9-109, Gordon 4-73, Green 3-30, M. Johnson 2-21,  
 Anderson 1-12, Simmons 1-(-2)

## NC STATE

Rushing: McLendon 7-72  
 Passing: Rivers 37-45-0, 475  
 Receiving: Cotchery 13-171

## GAME SUMMARY

Kansas, playing in its first bowl game since 1995, fell to the North Carolina State Wolfpack, 56-26, in the Mazda Tangerine Bowl in Orlando, Fla.

N.C. State opened the scoring with a three-play, 64-yard drive which took just 1:02, capped by a 45-yard touchdown pass from Tangerine Bowl MVP Philip Rivers to Richard Washington.


The Jayhawks answered with 10:41 left in the first quarter, as senior quarterback Bill Whittemore found freshman wide receiver Charles Gordon in the end zone on a 23-yard pass play.

KU scored again with 4:01 remaining in the half, capping off a 10-play, 66-yard drive with a 28-yard field goal by Jerod Brooks to make the score 21-10. But NCSU closed out the first-half scoring with a three-yard touchdown pass from Rivers to McLendon to make the score 28-10 at the break.

The Jayhawks opened the scoring in the second half, marching down the field on a nine-play, 79-yard drive that culminated with an 11-yard touchdown pass from Whittemore to sophomore running back Clark Green. N.C. State answered right back with two straight scores to take a 42-17 lead.

A nine-yard Whittemore rush for a score made the score 42-26 with 14:18 left in the game. But that's as close as KU would get. Brandon Rideau led the Jayhawk receivers with a KU-bowl record nine catches for 109 yards.

# BOWL SUMMARIES



## 2005 FORT WORTH BOWL

DEC. 23, 2005  
FORT WORTH, TEXAS

KANSAS 42  
HOUSTON 13

KANSAS	7	7	14	14	-42
HOUSTON	0	10	3	0	-13

KU – Murph 85 punt return (Webb kick), 10:26 – 1  
UH – Bell 32 yard field goal, 14:22 – 2  
KU – Cornish 13 pass from Swanson (Webb kick), 12:49 – 2  
UH – Kolb 1 run (Bell kick), 00:57 – 2  
KU – Cornish 30 pass from Swanson (Webb kick), 12:43 – 3  
UH – Lawrence 44 yard field goal, 8:29 – 3  
KU – Simmons 32 pass from Swanson (Webb kick), 4:57 – 3  
KU – Keith 14 int return (Webb kick), 12:23 – 4  
KU – Murph 48 pass from Swanson (Webb kick), 9:08 – 4

STATISTICS	KU	UH
First Downs	29	15
Rushes & Yards	39-198	24-30
Passing Yardage	340	214
Passes (Att-Comp)	32-21	44-20
Had Intercepted	0	3
Return Yardage	45	0
Punts & Average	2-43.0	7-44.9
Fumbles & Lost	1-1	1-0
Penalties & Yards	14-138	4-54

**KANSAS**  
Rushing: Cornish 16-101, McAnderson 7-41, Swanson 7-33, C. Green 9-23  
Passing: Swanson 29-19-0, 307, Luke 3-2-0, 33  
Receiving: Gordon 6-86, Slimmons 5-77, Murph 4-78, Cornish 2-43, Henry 2-33, Fine 2-23

**HOUSTON**  
Rushing: Battle 3-8  
Passing: Kolb 43-20-3, 214  
Receiving: Avery 5-71

### GAME SUMMARY

Kansas closed out the 2005 season with a 42-13 victory over Houston in the Fort Worth Bowl at Amon G. Carter Stadium. The win gave the Jayhawks their first bowl victory since the 1995 Aloha Bowl and the most wins (seven) in a decade.

Junior Brian Murph put Kansas on the board early when he returned a Houston punt 85 yards for a touchdown.

Houston scored its first points of the game in the second quarter when freshman Ben Bell kicked a 32-yard field goal. Kansas made it 14-3 on the ensuing possession with a five-play, 60-yard drive that resulted in a 13-yard touchdown shovel pass from senior Jason Swanson to junior Jon Cornish.

The Cougars capped a 42-yard, seven-play drive with a touchdown when junior Kevin Kolb scored on a one-yard keeper with 57 seconds remaining in the half. KU headed into the break leading 14-10.

The KU defense struck early in the second half when senior Theo Baines intercepted a Kolb pass and ran it 16 yards to KU's 30-yard line. Two plays later, Cornish took another shovel pass from Swanson 30 yards for his second touchdown of the day making it 21-10 in favor of the Jayhawks.

On KU's next possession, Swanson connected with senior Mark Simmons on a 32-yard pass to cap an 80-yard, 3:32 scoring drive. The touchdown gave KU a 28-13 lead with 4:57 left in the third quarter.

KU pulled away scoring twice following interceptions by Charlton Keith and Baines.

Swanson threw for four touchdowns and had 19 completions on 29 attempts for 307 yards and was named KU's 2005 Fort Worth Bowl Most Valuable Player.



## 2008 FEDEX ORANGE BOWL

JAN. 3, 2008  
MIAMI, FLA.

KANSAS 24  
VIRGINIA TECH 21

KANSAS	7	10	0	7	-24
VIRGINIA TECH	0	7	7	7	-21

KU – 1st (5:15) – Talib, 60 interception return (Webb kick)  
KU – 2nd (12:00) – Webb, 32 FG  
KU – 2nd (7:03) – Henry, 13 pass from Reesing (Webb kick)  
VT – 2nd (1:24) – Ore, 1 run (Dunlevy kick)  
VT – 3rd (11:35) – Harper, 84 punt return (Dunlevy kick)  
KU – 4th (10:57) – Reesing, 2 run (Webb kick)  
VT – 4th (3:00) – Harper, 2 pass (Dunlevy kick)

STATISTICS	KU	VT
First Downs	19	20
Rushes & Yards	36-95	42-135
Passing Yardage	249	171
Passes (Att-Comp)	38-21	31-14
Had Intercepted	1	3
Return Yardage	4-64	7-222
Punts & Average	5-50.0	5-38.6
Fumbles & Lost	1-0	0-0
Penalties & Yards	5-70	4-27

**KANSAS**  
Rushing: McAnderson 15-75, Sharp 9-33, Team 1-(-1), Reesing 10-(-6), Talib 1-(-6)  
Passing: Reesing 37-20-1, 227  
Receiving: Fields 7-101, Sharp 4-30, Meier 2-24, Briscoe 2-20, Henry 2-20, Fine 2-14, Brown 1-22, McAnderson 1-18  
Interceptions: Talib 1-60, Thornton 1-30, Harris 1-0

**VIRGINIA TECH**  
Rushing: Ore 23-116  
Passing: Glennon 28-13-2, 160  
Receiving: Harper 4-64

### GAME SUMMARY

Playing in its first BCS game, No. 8 Kansas earned a 24-21 victory over No. 3 Virginia Tech in the 2008 Orange Bowl championship. Sophomore QB Todd Reesing threw a touchdown pass and ran for another, while Orange Bowl MVP Aqib Talib returned an interception 60 yards for a TD to lead KU.

The Jayhawk defense and special teams were the story of the game. The Jayhawks matched a KU bowl game record with three INTs, while five different Jayhawks collected quarterback sacks. Of the three interceptions, none was bigger than Talib's first-quarter pick that gave Kansas a 7-0 advantage.

With 12 minutes remaining in the first half, senior place kicker Scott Webb stretched KU's lead to 10-0 with a 32-yard field goal, capitalizing on a Chris Harris interception.


KU increased its lead to 17-0 when Reesing led the Jayhawks on a 10-play, 59-yard drive that he culminated with a 13-yard strike to Marcus Henry. Virginia Tech answered that touchdown with a one-yard plunge by Brandon Ore with 1:24 to go in the half.

The Hokies cut the lead to 17-14 on an 86-yard punt return by Justin Harper early in the second half. Tech threatened again in the third quarter, but KU held onto its lead when junior Joe Mortensen blocked a 25-yard field goal attempt with 6:41 to go in the quarter.

Following a Justin Thornton pick-off deep in Tech territory, Reesing stretched the KU lead to 24-14 with a two-yard bootleg run.

But Virginia Tech was not done. With 5:51 to go, the Hokies held Kansas on a fourth-down try from the Tech 23. They then marched the ball 77 yards on 14 plays, drawing to within three with three minutes remaining.

The Hokies tried an onside kick, but KU's Raimond Pendleton recovered the ball. From there, the Jayhawks ran out the clock.



## 2008 INSIGHT BOWL

DEC. 31, 2008  
TEMPE, ARIZ.

KANSAS 42  
MINNESOTA 21

KANSAS	14	14	7	7	-42
MINNESOTA	14	0	0	7	-21

KU – 1st (14:49) Briscoe, 80 pass from Reesing (Branstetter kick)  
UM – 1st (13:18) – Hoese, 1 run (Monroe kick)  
UM – 1st (4:48) – Hoese, 2 run (Monroe kick)  
KU – 1st (0:12) – Meier, 4 pass from Reesing (Branstetter kick)  
KU – 2nd (8:49) – Briscoe, 6 pass from Reesing (Branstetter kick)  
KU – 2nd (1:07) – Wilson, 4 pass from Reesing (Branstetter kick)  
KU – 3rd (8:03) – Briscoe, 32 pass from Meier (Branstetter kick)  
UM – 4th (13:01) – Decker, 6 pass from Weber (Monroe kick)  
KU – 4th (1:33) – Sharp, 2 run (Branstetter kick)

STATISTICS	KU	UM
First Downs	26	20
Rushes & Yards	29-101	38-80
Passing Yards	345	251
Passes (Att-Comp)	28-36	20-35
Had Intercepted	1	0
Return Yardage	9-470	5-254
Punts & Average	4-47.5	5-41.0
Fumbles & Lost	0-0	1-1
Penalties & Yards	4-33	7-41

**KANSAS**  
Rushing: Sharp 16-64, Reesing 12-38  
Passing: Reesing 27-35-1, 313, Meier 1-1-0, 32  
Receiving: Briscoe 14-201, Meier 10-113, Wilson 2-17, Biere 1-9, Fields 1-5

**MINNESOTA**  
Rushing: Weber 12-31  
Passing: Weber 19-34-0, 176  
Receiving: Decker 8-149

### GAME SUMMARY

Todd Reesing completed 27-of-35 passes for 313 yards and four touchdowns, while Dezmon Briscoe set Insight Bowl records for receptions (14) and TD catches (three), to lead the Jayhawks to a 42-21 victory over Minnesota in the 20th Insight Bowl. The win gave the Jayhawks their third-straight bowl.

On defense KU's trio of senior linebackers shined. Mike Rivera matched a career high with 14 tackles, while Joe Mortensen also tied his career best with 13 stops. James Holt added eight tackles, with four for loss, including three sacks.

Briscoe was named the game's offensive MVP, while Holt was tabbed the game's top defender.

Kansas struck first, scoring on a 60-yard pass play from Reesing to Briscoe on the game's opening play from scrimmage. Minnesota responded on its first possession, however, converting on a 75-yard pass on their opening play to set up a quick score.

Trailing 14-7, in the first quarter, Kansas scored the game's next 28 points to take a 35-14 lead in the third period.

The Jayhawks scored on four of their first five possessions while shutting Minnesota down after the Gophers scored the first two times they had the ball. Reesing was nearly flawless in the first half, throwing four touchdown passes and at one point completing a school-record 14 straight passes. He finished the first 30 minutes hitting 19-of-23 passes for 221 yards and the four scores.

KU scored in the third quarter on a 32-yard pass from Meier to Briscoe and then closed out the game's scoring with a two-yard rushing TD from Jake Sharp.

## BOWL GAME RECORDS

## KANSAS RECORDS

## FIRST DOWNS

29 vs. Houston 2005 Fort Worth Bowl

## RUSHING ATTEMPTS

67 vs. Pittsburgh 1975 Sun Bowl

## RUSHING YARDS

342 vs. Pittsburgh 1975 Sun Bowl

## PASS ATTEMPTS

42 vs. North Carolina State 2003 Tangerine Bowl

## PASS COMPLETIONS

28 vs. Minnesota 2008 Insight Bowl

## PASSING YARDS

345 vs. Minnesota 2008 Insight Bowl

## TOUCHDOWN PASSES

5 vs. Minnesota 2008 Insight Bowl

## TOTAL OFFENSE PLAYS

91 (67 rush, 14 pass) vs. Pittsburgh 1975 Sun Bowl

## TOTAL OFFENSE YARDS

548 vs. UCLA 1995 Aloha Bowl

## TOUCHDOWNS

7 vs. UCLA 1995 Aloha Bowl

## POINTS SCORED

51 vs. UCLA 1995 Aloha Bowl

## COMBINED POINTS

82 vs. North Carolina State 2003 Tangerine Bowl

## FEWEST POINTS ALLOWED

7 by Rice 1961 Bluebonnet Bowl

## MOST INTERCEPTIONS GAINED

3 vs. Virginia Tech 2008 Orange Bowl

3 vs. Houston 2005 Fort Worth Bowl

## OPPONENT RECORDS

## FIRST DOWNS

34 by North Carolina State 2003 Tangerine Bowl

## FEWEST FIRST DOWNS

9 by Georgia Tech 1948 Orange Bowl

## RUSHING ATTEMPTS

56 by North Carolina State 1973 Liberty Bowl

## RUSHING YARDS

372 by Pittsburgh 1975 Sun Bowl

## FEWEST RUSHING YARDS

30 by Houston 2005 Fort Worth Bowl

## PASS ATTEMPTS

46 by North Carolina State 2003 Tangerine Bowl

## PASS COMPLETIONS

38 by North Carolina State 2003 Tangerine Bowl

## INTERCEPTIONS THROWN

3 by Virginia Tech 2008 Orange Bowl

3 by Houston 2005 Fort Worth Bowl

## PASSING YARDS

481 by North Carolina State 2003 Tangerine Bowl

## FEWEST PASSING YARDS

60 by Pittsburgh 1975 Sun Bowl

## TOUCHDOWN PASSES

5 by North Carolina State 2003 Tangerine Bowl

## TOTAL OFFENSE PLAYS

83 by UCLA 1995 Aloha Bowl

## TOTAL OFFENSE YARDS

653 by North Carolina State 2003 Tangerine Bowl

## FEWEST TOTAL OFFENSE YARDS

205 by Georgia Tech 1948 Orange Bowl

## TOUCHDOWNS

8 by North Carolina State 2003 Tangerine Bowl

## POINTS SCORED

56 by North Carolina State 2003 Tangerine Bowl

## FEWEST POINTS SCORED

7 by Rice 1961 Bluebonnet Bowl

## INDIVIDUAL RECORDS

## RUSHING ATTEMPTS

24 by Nolan Cromwell vs. Pittsburgh 1975 Sun Bowl

## RUSHING YARDS

118 by Laverne Smith vs. Pittsburgh 1975 Sun Bowl

## LONGEST RUN

67 by Eric Vann vs. UCLA 1995 Aloha Bowl

## PASS ATTEMPTS

41 by Bill Whittemore vs. North Carolina State 2003 Tangerine Bowl

## PASS COMPLETIONS

27 by Todd Reesing vs. Minnesota 2008 Insight Bowl

## PASSING YARDS

313 by Todd Reesing vs. Minnesota 2008 Insight Bowl

## TOUCHDOWN PASSES

4 by Todd Reesing vs. Minnesota 2008 Insight Bowl

4 by Jason Swanson vs. Houston 2005 Fort Worth Bowl

## CONSECUTIVE PASSES COMPLETED

14 by Todd Reesing vs. Minnesota 2008 Insight Bowl

## LONGEST PASS

77 by Mark Williams to Isaac Byrd vs. UCLA, 1995 Aloha Bowl

## RECEPTIONS

14 by Dezmon Briscoe vs. Minnesota 2008 Insight Bowl

## RECEIVING YARDS

201 by Dezmon Briscoe vs. Minnesota 2008 Insight Bowl

## TOTAL OFFENSE YARDS

351 by Todd Reesing vs. Minnesota 2008 Insight Bowl

## PUNTS

9 by Bucky Scribner vs. Mississippi State 1981 Hall of Fame Bowl

## PUNTING YARDS

407 by Bucky Scribner vs. Mississippi State 1981 Hall of Fame Bowl

## PUNTING AVERAGE

48.3 by Dan Eichloff vs. Brigham Young 1992 Aloha Bowl

## LONGEST PUNT

63 by Bucky Scribner vs. Mississippi State 1981 Hall of Fame Bowl

## MOST INTERCEPTIONS

1 by several

## LONGEST INTERCEPTION RETURN

60 by Aqib Talib vs. Virginia Tech 2008 Orange Bowl

## PUNT RETURNS

4 by Charles Gordon vs. Houston 2005 Fort Worth Bowl

## PUNT RETURN YARDS

85 by Brian Murph vs. Houston 2005 Fort Worth Bowl

## LONGEST PUNT RETURN

85 by Brian Murph vs. Houston 2005 Fort Worth Bowl

## LONGEST KICKOFF RETURN

54 by Maurice Douglas vs. Brigham Young 1992 Aloha Bowl

## FIELD GOALS

2 by Dan Eichloff vs. Brigham Young 1992 Aloha Bowl

## LONGEST SCORING RUN

67 by Eric Vann vs. UCLA 1995 Aloha Bowl

## LONGEST SCORING PASS

77 by Isaac Byrd vs. UCLA 1995 Aloha Bowl

## LONGEST FIELD GOAL

48 by Dan Eichloff vs. Brigham Young 1992 Aloha Bowl

## MOST POINTS SCORED

18 by Dezmon Briscoe vs. Minnesota 2008 Insight Bowl

## KANSAS BOWL BESTS

## INDIVIDUAL TOP FIVE

## RUSHING YARDS

1.	16-118	Laverne Smith	vs. Pittsburgh	1975 Sun
2.	13-107	June Henley	vs. UCLA	1995 Aloha
3.	18-107	Ken Coleman	vs. Rice	1961 Bluebonnet
4.	15-104	Robert Miller	vs. N.C. State	1973 Liberty
5.	16-101	Jon Cornish	vs. Houston	2005 Fort Worth

## PASSING YARDS

1.	313 (27 of 35)	Todd Reesing	vs. Minnesota	2008 Insight
2.	307 (19 of 29)	Jason Swanson	vs. Houston	2005 Fort Worth
3.	288 (18 of 27)	Mark Williams	vs. UCLA	1995 Aloha
4.	243 (20 of 44)	Bill Whittemore	vs. N.C. State	2003 Tangerine
5.	227 (20 of 37)	Todd Reesing	vs. Virginia Tech	2008 Orange

## RECEIVING YARDS

1.	14-201	Dezmon Briscoe	vs. Minnesota	2008 Insight
2.	4-142	Rodney Harris	vs. Brigham Young	1992 Aloha
3.	4-116	Isaac Byrd	vs. UCLA	1995 Aloha
4.	10-113	Kerry Meier	vs. Minnesota	2008 Insight
5.	9-109	Brandon Rideau	vs. North Carolina State	2003 Tangerine

## TEAM TOP FIVE

## RUSHING OFFENSE

1.	342	vs. Pittsburgh	1975 Sun
2.	293	vs. Rice	1961 Bluebonnet
3.	277	vs. UCLA	1995 Aloha
4.	220	vs. North Carolina State	2003 Tangerine
5.	198	vs. Houston	2005 Fort Worth

## PASSING OFFENSE

1.	345	vs. Minnesota	2008 Insight
2.	340	vs. Houston	2005 Fort Worth
3.	292	vs. UCLA	1995 Aloha
4.	249	vs. Virginia Tech	2008 Orange
5.	243	vs. North Carolina State	2003 Tangerine

## TOTAL OFFENSE

1.	569	vs. UCLA	1995 Aloha
2.	538	vs. Houston	2005 Fort Worth
3.	463	vs. North Carolina State	2003 Tangerine
4.	446	vs. Minnesota	2008 Insight
5.	418	vs. Pittsburgh	1975 Sun

## RUSHING DEFENSE

1.	30	vs. Houston	2005 Fort Worth
2.	58	vs. Rice	1961 Bluebonnet
3.	75	vs. Georgia Tech	1948 Orange
4.	135	vs. Virginia Tech	2008 Orange
5.	142	vs. Brigham Young	1992 Aloha

## PASSING DEFENSE

1.	51	vs. Mississippi State	1981 Hall of Fame
2.	60	vs. Pittsburgh	1975 Sun
3.	86	vs. North Carolina State	1973 Liberty
4.	129	vs. Georgia Tech	1948 Orange
5.	136	vs. UCLA	1995 Aloha

## TOTAL DEFENSE

1.	204	vs. Georgia Tech	1948 Orange
2.	221	vs. Rice	1961 Bluebonnet
3.	244	vs. Houston	2005 Fort Worth
4.	274	vs. North Carolina State	1973 Liberty
5.	301	vs. Mississippi State	1981 Hall of Fame

## ALL-TIME LETTERMEN



<b>A</b>			
Abdul-Rahim, Muhammad	DB	1998-99	
Abernethy, Richard	LB	1965-66, 68	
Ackerman, Carl	G/T	1902-04	
Adams, Gary	S	1970-72	
Adams, James (Bruce)	FL	1972-74	
Adams, Kenneth	QB	1942	
Adams, Terry	DE	1973	
Adeniji, Hakeem	OL	2016	
Admire, Dylan	OL	2012	
Agee, John	T	1943	
Agostinho, Keba	DE	2010-13	
Ahlborn, Karl	G	1905	
Ahrens, Henry	T/C	1940	
Aikins, David	E/C	1968-69	
Akers, John	E	1927	
Albert, Duane	S	1975	
Aldridge, Tywanne	DB	1998	
Alexander, Carky	LB/DE	1980, 82-83	
Alexander, Jay	QB	1998	
Alexander, Marky	LB/DE	1980, 82-83	
Alford, Joseph	HB	1902-03	
Algee, John	FB	1977-78	
Algje, John	E	1899-1900, 1902	
Allen, Greg	CB/S	2014-16	
Allen, Harry	G	1902-03	
Allen, Jay	OL	1985-87	
Allen, Larry	E	1960-61	
Allen, Michael	DB	1995-98	
Allen, Mongo	LB	1988	
Allen, Rodney	DL	2005-06	
Allen, Tim	DT	2002-05	
Allen, William	E	1960	
Allison, Ellis	FB	1920	
Allison, Mark	OL	1992-94	
Allison, William	FB	1953	
Allphin, Clyde	T	1900-02	
Alspaugh, Richard	DE	2008	
Altman, Harlan	QB	1941-42	
Amadi, Donnie	DB	2002-05	
Amadi, Ronnie	DB	2002-05	
Amberg, John (Capt.)	FB	1948-50	
Amerine, Randall	DT	1982	
Amerine, Richard	QB	1937-39	
Amison, Willie	WB	1969-70	
Ammons, Earl (Capt.)	E	1909-11	
Andalikiewicz, Tom	LB	1976	
Anderson, Ferrel	T/HB	1936-38	
Anderson, Jeff	TE	1983-84, 86	
Anderson, John	FB	1952-54	
Anderson, Kayl	LS	2006-09	
Anderson, Lyonel	TE	2003-04	
Anderson, Marcus	DL	2007	
Anderson, Robert	QB	1924-26	
Anderson, Thomas	HB/DB	1966-68	
Anderson, William	QB	1923-24	
Andrews, Michael	G	1938	
Angney, Urbin	QB	1905-07	
Ansel, Curtis	P	2001-03	
Arbanas, Mike	LB	1980, 82-83	
Arceo, Rameses	OL	2007	
Ard, Gary	FL	1967	

Armour, Charles	T	1894-96	
Armstrong Jr., Dorance	DE	2015-16	
Armstrong, Hugh	G	1951-53	
Arndt, Luke	CB	2005	
Arnick, Courtney	LB	2013-16	
Arnold, William	HB/E	1938-39	
Ash, Edmun	QB/HB	1927-29	
Ash, Kellen	DT	2016	
Ashley, Jermial	DE	2004-05	
Atkeson, George	T/G	1929-30, 32	
Atkins, Renwick	T	1980, 82-83	
Atkinson, Algje	OLB	1998-2001	
Atkinson, Ryan	DT	2000-01	
Aungst, Donald	G	1952-53	
Avery, Corey	RB	2014	
Avery, Eldridge	DL	1983, 85-87	
Avery, Herbert	T	1895, 97-99	
Avery, Hubert (Capt.)	FB/T	1898-99	
<b>B</b>			
Bacheyie, Tang	RB/S	2005-08	
Bachmann, Sid	DT	2002-03	
Bacon, Richard	FB	1964-66	
Bailey, Hassan	DB	1989-92	
Bailey, Loyce	TB	1964	
Baine, William		1896	
Baines, Theo	DB	2004-05	
Baird, Alfred		1903	
Baird, Elvin	LB	1972-74	
Baird, Spencer	T/G	1910-11	
Bakare, Tunde	LB	2011-12	
Baker, Arthur	T	1931-32	
Baker, Harold	E	1924-26	
Baker, Hoyt	RB	1942, 46-47	
Baker, James	G	1973	
Baker, Jerald	FB	1955-57	
Baker, John	TE	1986-89	
Balagna, Dennis	DL	1975-76	
Baldridge, Charles		1890-91	
Bales, Wilfred	T	1959	
Ball, Brad	P	1989	
Ball, Thomas	DB	1967-68	
Ballard, Greg	WR	1993	
Banks, Alexander	E	1943	
Banks, Chris	OL	1992-94	
Banks, D'Andre	OL	2015-16	
Banks, Norris	FB	1975-77	
Banta, Philip	E	1918	
Barbel, Shakiem	WR	2015-16	
Barcus, William	T	1935	
Barfield, Isiah	CB	2008-11	
Barker, Tony	LB	1987-88	
Barmann, Adam	QB	2003-06	
Barnes, Leslie	DE	1974, 76	
Barnes, Ray	HB	1957	
Barnes, Wallace	T/G	1961-62	
Barnett, Jerry	T	1964-66	
Barrens, Melvin	QB	1974	
Barrington, Donald	FB/T	1943-44	
Barrow, Carlos	LB	1985	
Barrow, Robert	TB	1977-79	
Bartolotta, Nick	K	2015	

Basham, Elvin	G	1959-61	
Basler, Philip	QB/T	1969-71	
Bastin, Russell (Capt.)	WR	1978, 80-82	
Bates, Bazie	S	2015-16	
Baughman, Wesley	FB	1961-63	
Bausch, Frank	C	1929-31	
Bausch, James	FB	1929-30	
Beach, Ormand (Capt.)	FB	1930, 32-33	
Beal, Michael	DT	1976-77	
Bean, Isaiah	DE	2016	
Beamman, Jay	G/T	1898-99, 1901	
Beck, Johnny	PK	2001-04	
Becker, James	C	1962-64	
Becker, Tom	P	1984	
Beeson, Terry	LB	1973-76	
Begay, Les	DE/LB	1975	
Beggs, Gregory	C	1973	
Bell, Arnold	E/G	1919-20	
Bell, Beau	LB	2014-15	
Bell, Dino	TB	1981-82, 84	
Bell, Kerwin	TB	1980-81, 83	
Bell, Terry	WR	1990	
Bell, William E.	E	1954-56	
Bell, William S.	K	1968-69	
Bergin, John	HB	1943	
Berry, Derek	S	1983, 85	
Berry, Tony	DB	1984, 85	
Bernhardt, Roger	G	1971-72	
Bertsch, Albert	LB	1979-80	
Bertuzzi, Richard	RB	1945-48	
Beshears, D.J.	WR	2010-12	
Bethke, Brian	QB	1977-79	
Biere, Tim	TE	2008-11	
Bird, Ivory	G	1944	
Birhiray, Bobby	DB	2002	
Bishop, Kenneth	FB	1913	
Bishop, Lloyd	E	1913	
Bishop, Pat	DT	1995-96	
Bixler, Lester (Capt.)	T	1952-54	
Black, Charles T. (Capt.)	QB	1921-23	
Black, Frank	C	1954-56	
Black, Fred	RB	1930-31	
Blackwell, Brian	LB	2011	
Blaine, William		1896	
Blakeney, Marlin	DB	1993-94	
Blakesley, Caleb	DL	2006-09	
Blaser, Wolf	TE/DT	1987	
Blasi, Donald	E/T	1954-55	
Blasi, William	G/T	1957-58	
Blevins, Tony (Capt.)	DB	1993-94, 96-97	
Blochberger, Carl	T	1895, 97	
Bloomfield, Clyde	QB	1933	
Blowey, Richard	HB	1953-55	
Boateng, Matthew	CB	2014	
Boeger, Roger	QB	1959	
Bogue, Jerold	QB	1949, 51-52	
Bohn, Michael	QB	1982	
Bolton, Andrew	DL	2014	
Bond, James	HB	1908-09	
Bonner, Spencer	DB	1995	
Booker, Jeremiah	WR	2015-16	
Booker, John	CB	1978-79	
Bookman, Leo	S	2001-02	
Boone, John	E/T	1921	
Booth, Christopher	OT	1991-92	
Borello, Phil	QB	1931	
Bostlevac, Fred	T	1936-38	
Botsford, Horace		1900	
Bouda, Dave	QB	1965-67	
Bourbon, Brandon	RB	2011-13	
Boushka, James	WR	1980-82	
Boutz, James		1935	
Bowen, Charley	DB	1989-92	
Bowen, Clint	FS	1992-93	
Bowen, Russ	OG	1988-91	
Bower, Paul	WR	1973-74	
Bower, Ray	T/C	1954-55	
Bowers, Tim	LB	1997-2000	
Bowles, Mitch	RB	1997-99	
Bowman, James	CB	1971, 73	
Boydston, Ace	T	1973-74	
Boydston, Benny	G	1959-61	
Boyer, Mark	LB	1975-76	
Boykin, Deral	DB	1988-89	
Bracein, Donald	E	1952-54	
Bragg, Jacob	OL	2015-16	
Bramlage, Edwin	RB	1928-29	
Bramwell, Willis (Capt.)	T/C	1911-12	
Brandeberry, James	FB	1950-52	
Brannan, Thomas	E	1951	
Branstetter, Jacob	PK	2008-10	
Brant, Chris	DL	2004-05	
Branst, Steve	LB	1995-98	
Brawley, Mark	HB	1906	
Brazil, James	C/T	1930-32	
Bredesen, Rick	LB	1984-87	

Breese, Harris	E	1900	
Brehm, John	WR/P	1986-88	
Brenner, Bruce	E	1956	
Brew, Dorian	CB	1992-95	
Brewer, Keegan	WR	2016	
Brewster, Richard	FB	1964	
Briggs, Dean	T/G	1928	
Brinkman, Ray	FB	1932-33	
Briscoe, Dezman	WR	2007-09	
Britt, Darnell	DT	1992-94	
Broadie, Dane	PK	2005	
Bron, Rocky	DB	1971-73	
Brooks, Charles	TE	2013	
Brooks, Jerod	PK	2003-04	
Brooks, Willis	FB	1961-62	
Broosen, Russell	TE/DE	2005-08	
Brown, Charles		1900-01	
Brown, Derek	DT	1993-94	
Brown, George		1901	
Brown, Gilbert	MG	1989-92	
Brown, Greg	DB	2009-12	
Brown, Jason	DE	1993	
Brown, Jeffery	DB	1982-83	
Brown, Jerry	L	1960	
Brown, Joseph	C	1947	
Brown, Kenneth (K.C.)	G	1980, 82-83	
Brown, Kiley	WR	1992	
Brown, Larry (Capt.)	T/E	1968-70	
Brown, Micah	WR	2007-08	
Brown, Pat	OLB	1995-98	
Brown, Raymond	S	2005-08	
Brown, Richard	T	1939	
Brown, Robert	G	1891-92	
Brownlee, Harold (Capt.)	T/E	1909-11	
Bruce, Julius	RB	1997-98	
Bruce, Robert	C	1979-81	
Brueggung, Robert	QB	1971-72	
Brumage, Alpha (Capt.)	FB	1901-03	
Brunner, Emile	G/T	1903-06	
Bryant, Jamare	DB	2000-01	
Bryant, John (Capt.)	T	1971, 73-74	
Buda, Santo	E/QB	1964-66	
Budde, Chip (Capt.)	OC	1987-90	
Budrich, Dudley	G	1954-55	
Bukaty, Frank	HB	1938-39	
Bukaty, Fred (Capt.)	FB	1958-60	
Bukaty, John	DT	1995	
Buller, John	QB	1954-55	
Bullock, Victor	LB	1997-2000	
Bunn, John	HB/QB	1917-20	
Bunson, William	FB	1938-39	
Burch, Bobby	T	1944-45	
Burcham, James	C	1931-32	
Burge, John	E	1938-40	
Burgoon, Josh	OL	2012	
Burke, Frank	G	1945	
Burnett, Howard	T	1936	
Burney, Clarence		1894-96	
Burnison, William	E/QB	1958-60	
Burrows, Danny	G	1974	
Burt, Clarence	G/E	1905, 07	
Burt, Duke	T/G	1945	
Burt, Harold (Capt.)	FB	1922	
Burton, Glenn	C	1925-27	
Burton, James	DB	1970-71	
Burton, Ryan	HB	2012	
Burton, Willard	T	1913-14, 16	
Butler, Eric	DL	2005	
Butler, Michael	DT	1973-76	
Butler, Thermus	HB	1966-67	
Butts, Bradley	FB	1980-82	
Buzzi, Antonio	HB	1895, 98, 1901	
Buzzi, Lloyd	RB	1962-64	
Byrd, Isaac	WR	1995-96	
Byrd, Sylvester	TE	1981-83, 85	
<b>C</b>			
Cadwalader, Eldreth	RB	1937-39	
Caahil, Edward	HB	1962	
Caidwell, Kenneth	RB	1937-38	
Caldwell, Ronnie	WR	1985-87	
Caldwell, William	T/E	1907-09	
Calovich, Jerome	DE	1975-76	
Calovich, John	LB	1977-78	
Campbell, Jewell	E	1931-32	
Campfield, William	RB	1974-77	
Cannady, Walter	FB	1936-37	
Cannon, John	DL	2004	
Cantrill, Garland	G	1944	
Cantrill, Ryan	OL	2005, 07-08	
Capers, Wayne	E	1979-82	
Capra, Sal	OL	2008-10	
Carbonell, Napoleon (Monte)	LB	1977-79	
Carlson, John	C/T	1907-09	
Carlson, Scott	DE	1985-86	
Carmichael, Mark	DE	1968-69	

# ALL-TIME LETTERMEN

Carnes, Justin	LS	2010-12
Carrier, Larry	RB	1957
Carson, Robert	RB	1943
Carter, Andre	WR	1993-96
Carter, Kareem	DE	1998-99
Case, Erwin	E	1890
Casey, Charles	LB	1977-79
Casey, Joseph	RB	1917
Cashell, Fox	QB	1950
Casini, Ernest	G/E	1931-33
Caston, Hanson	LB	1997-98
Catlin, Harley	G	1962-64
Cave, Reece	T	1922
Cerne, Mike	DB/RB	1970-72
Cermech, Kyle	TE	2002
Certain, Doug	G	1984
Chaffez, Alex	PK	1991
Champlin, Alfred (Capt.)	T/RB	1890-93
Chandler, Derrick	OT	1994-95, 97
Chandler, Dwayne	TE	1990-93
Chandler, Mike	WR	1996-99
Chandler, Troy	OT	1993-94
Channel, Lawrence	G	1945
Chappell, Walter	RB	1903-04
Chase, M. Daniel	C	1943-45
Cherry, Henry		1918
Chestnut, William	RB	1943
Childs, Henri	RB	1998-99
Childs, Robert (Capt.)	T/G	1969-71
Chiles, Marshall	RB	2001
Chitwood, Russell	E	1937-39
Christensen, Keith	T/E	1966-68
Christian, Brian	DE	1990-92
Chun, Michael		1965
Church, Basil	T/G	1919
Cierney, George	C	1939
Cindrich, Frank	RB	1951-53
Claibourne, Ronald R.	T	1956-58
Clark, Malik	OL	2016
Clawson, Milo	T	1932-34
Clayton, Rick	LB	1985-88
Cleavenger, Hal	RB	1950-52
Clemente, Michael	G	1974
Clinton, Kevin	QB	1978-79
Clothier, Gary	G	1958
Clothier, Marvin	G/T	1961-62
Cloud, Wade	G	1925-26
Coan, Elroy (Bert)	RB	1961
Cochran, Allen	E	1927-29
Coellner, Chad	WR	1996-99
Cofield, Ocasio	DB	1998-99
Coghill, Robert		1920-21
Cohn, David	FB	1985-86
Cohn, Julius	T/G	1906
Coke, Dan	RB	2000-03
Coker, Tony	OL	2002-04
Colburn, Clint	P	1983
Cole, Bill		1944
Cole, Greg (Capt.)	LB	2001-02
Cole, Steve	DB	1983
Coleman, Ben	DE	1998
Coleman, Gerran (Capt.)	LB/S	1980-82
Coleman, Kenneth (Capt.)	FB	1961-63
Coleman, Rodriguez	WR	2013-14
Coleman, Ward	RB	1965-67
Coleman, William	C	1890-93
Collard, Case	WR	2002
Collier, Verne		1923
Collins, Anthony	OT	2005-07
Collins, John	G/T	1960-62
Collins, Milford	FB	1945
Colovich, Jerome	DE	1975-78
Colter, Jeffrey	DB	1981-83
Como, Paul	DE	2005-06
Conley, Stephen	RB	1969-71
Conn, Robert	RB	1953-54
Conner, Larry	DL	1982-83
Connors, Patrick	LS	1980-81, 83-84
Conroy, Charles	QB	1945
Converse, Kent	G/C	1961-62
Conway, Seth	WR	2015
Cook, Bilal	DB	1996, 1999-2000
Cook, Thornton	T	1890
Cook, William		1897
Cooke, Chester	RB	1902-03
Coolidge, James	RB/E	1911-12, 14
Cooper, Charles	RB	1982-83
Cooper, Gary	LB/G	1969-71
Cooper, Howard	RB	1927-28
Corbett, Michael	T	1970
Cornish, Jon	RB	2002-06
Coulter, Charles	T	1925
Cowan, Hector		1893-95
Cowell, William	T	1910
Cox, Forrest	RB	1928-30
Cox, Jake	OL	2005-06

Cox, Monte	FB	1950
Cox, Taylor	RB	2012, 2015
Cozart, Montell (Capt.)	QB	2013-16
Cozzens, Monte	FB	1989-92
Cramer, Wesley	E/T	1926-27
Crandall, David	RB	1962-64
Crank, William	QB	1958-60
Crawford, Jockues	RB	2008
Crawford, Joe	G	1941-42, 46-47
Crawley, Darius	WR	2014-15
Crist, Dayne	QB	2012
Criswell, Kirby	E/T	1977-79
Cromwell, Nolan (Capt.)	QB	1973-76
Crooks, John		1896
Crossman, Dan	DB	1985
Crowell, George (Capt.)	T	1906-08
Crowell, Ward	G	1938-40
Culp, John	DE	2000
Cummings, Michael	QB	2012, 14-15
Curry, Dustin	FB	1997-98
Curry, Reggie	DE	2002-03

**D**

Dahl, Grant	G/T	1966, 68-69
Dahlene, Oscar	FB	1908-09
Dahlin, Gary	E	1964
Daigenault, Charles	E	1944
Dambach, Travis	OL	2003-06
Damiani, Tony	T	2002
Dangerfield, Deron	S	2013
Daniels, James	FB	1911-12
Dannenberg, Kenneth	B	1944
Darton, Matt	OL	2005, 07-08
Davenport, Gary	DE/LB	1969-70
David, James	DB	1973
David, Richard	T	1959-61
Davidson, Alan	G	1921-23
Davidson, Ellis	C	1909-11
Davidson, Lewis	C	1924-26
Davies, Charles	T	1904
Davies, John		1904
Davis, Anthony	CB	2008-11
Davis, Ben	RB	1910-11
Davis, Charles	DB	1993-95
Davis, Deelsaac	DT	2016
Davis, Don	OLB	1991-94
Davis, Donald	QB	1963, 65
Davis, Greg	FB	1997
Davis, Jim	T	1984-87
Davis, Lee	G	1929-30
Davis, Ronnie	CB	2014
Davis, Timothy	RB	1979, 82
Davis, Van	QB	1993-94
Davison, Andrew	DB	1998-2001
Davison, William	G	1920
Dawson, Hilton	LB	1979-80
Day, Dudley	G	1944-45
DeBey, Albert	G	1963
Decker, William	QB	1934-35
Dedeaux, Bradley	TE	2007-10
Deer, John	E	1961
Dees, Elwyn	G	1932-34
Delaney, Carl	E	1911
Demeritte, Rodney	DB	1981-83
Dennis, Charlie	DE	2001-02
Dennis, Clarence	RB	1906-08
Dennis, Foster	G	1917
Dent, Randall	OL	2011-13
Dercher, Dan	DT	1995-98
Dercher, Lawrence	E/T	1965-67
Desmond, William	G	1918
Detwiler, John (Capt.)	RB	1912-14
Dezir, Jacky	DT	2015-16
DiBernardo, Randy	LB	1979
DiBlase, Thomas	RB	1966
Dick, George (Capt.)	E	1941-43
Dickerson, John	RB	1945
Dickerson, Rob	P	1985
Dickey, Joe	RB	1943
Dierking, Marc	LB	2004-05
Diggs, John	LB	1984
Dillon, Fedro	T	1972-74
Dineen Jr., Joe (Capt.)	LB	2014-16
Dinkel, Thomas (Capt.)	LB	1974-77
Dinnet, Mike	DL	1987
Diven, Lyman	RB	1936-38
Dixon, King	DB	1988-91
Dobson, Frederick	E	1890-91
Dodds, Frank	G	1901
Doherty, Ron	K	2010-13
Dole, Robert	E	1942, 44
Donald, Prentiss (Capt.)	T	1903-06
Donohoe, Kelly	QB	1986-89
Doran, Clifton	FB	1974
Dorsey, Patrick	DT	2009-11
Doughty, Philip	E	1961-63
Douglas, Hugh	T	1927

Douglas, Maurice	RB	1988-90, 92
Douglas, Steve	DT	1991
Douglass, Clarence	FB	1935-37
Douglass, Robert	QB	1966-68
Doyle, Chris	LB	1998-2000
Doyle, Michael	DE	1966-68
Drake, John	T	1954-56
Drayton, Kenny	WR	1988-91
Dreher, Richard	G	1943
Drumm, Robert	C/T	1948-49
Duckworth, Kendall	LB	2015
Dudley, Drew	LB	2007-10
Duff, Gary (Capt.)	RB	1962-64
Dumm, Chester	E	1892
Dumm, Ray	RB	1931-33
Duncan, Reggie	RB	2000-01
Dunne, David	OT	1987
Dvork, Robert	E	1945
Dwyer, Nate (Capt.)	NT	1998-2001
Dyer, James	RB	1889-91
Dyer, Zach (Capt.)	QB/S	2000-03

**E**

Eaglowksi, Joseph	G	1955
Eanes, C.J.	WR	1984-85
Ediger, Gregory (Max)	RB	1976-78
Edwards, Emmett	WR	1972-74
Edwards, Thurman	E	1965
Egnatic, Edward	T	1946
Ehambe, Josh	DE	2015-16
Eichloff, Dan	P/PK	1990-93
Eilerts, Roland	E	1948-49
Eiseman, Fred	T	1961-62
Elder, Frederick	T	1962-64
Elder, Robert	QB	1900-01
Elias, Jeffrey	E	1964-66
Elliott, Steve	FB	1973, 75
Ellis, Carl		1948-49
Ellis, Ralph	E	1901
Elmer, Charles	RB	1966
Elwell, Charles		1885-86
Embree, Connor	WR/PR	2013
Emerson, James	G/T	1975-77
Endecott, Orace	RB	1944-45
Engelbrake, Michael	G	1973-74
Enneking, Chris	C	1996-99
Erb, Greg	DB	1997-99
Estabrook, Robert	T	1979
Estell, Richard	WR	1982-85
Etchen, Frank	T	1902
Etienne, Leo (Capt.)	LB	2001-02
Ettinger, Jim	RB/T	1941, 46-47
Ettinger, Don	QB	1968-69
Ettrick, Marc	OLB	1990
Evans, Dale	C	1967-69
Evans, Denzell	RB	2016
Evans, Jerry	DB	1970-72
Evans, Ray D.	DB	1979-80
Evans, Ray R. (Capt.)	RB	1941-42, 46-47
Exline, Ralph	C	1963

**F**

Fairchild, Derek	LB	1993-95
Fairchild, Larry	C	1962-64
Fairchild, Paul	G	1981-83
Fairs, Evan	WR	2016
Fambrough, Don (Capt.)	G	1946-47
Fast, John	RB	1914-16
Faulkner, Donald	G	1943
Feaster, Denzel	S	2015-16
Feller, Donald	RB	1957
Fender, James	E	1975
Fenlon, Andy	LB	1982
Fenton, Billy	QB	1965-66
Ferguson, Jay	LB	1998-99
Fette, Chad	TE	1989-90, 92
Fetty, Carlos	E	1928-29
Fields, Arnold	SS/FB	1984-85
Fields, Dexton	WR	2005-08
Fields, Harvey	RB	1981-85
Fine, Derek (Capt.)	TE	2004-07
Fink, Ed	FB	2011-12, 14
Fink, Jack	G	1947
Fink, Joseph	C/G	1951-53
Fischer, David	E	1948
Fischer, Howard	C	1946-49
Fisher, Michael	FB/T	1960-61
Fisher, Mike	CB	1986
Fisher, Paul	RB/QB	1928-30
Fisk, Carroll	RB	1908
Fiss, Galen	FB	1950-52
Fiss, Lawrence	FB/E	1954
Fiss, Robert	C	1978-80
Fitch, Kenneth (Capt.)	G	1958-60
Fitch, Thomas (Capt.)	DB	1975-77
Fitzgerald, Linus	QB/RB	1915
Fitzpatrick, William		1896

Flachsbarth, Lance	LB	1988-91
Flachsbarth, Leland	QB	1959, 61-62
Fleeman, Brad	PK	1988-89
Fleishman, John	E	1903-04
Fletcher, Charles		1894
Fletcher, David	T	1977-79
Fletcher, Kapil	DT	2014-15
Floodman, Banks (Capt.)	LB	2001-05
Florrell, Nate	QB	1990-91
Floyd, Homer (Capt.)	RB	1956-58
Fluker, John	G	1940-41
Fontenot, Tyrus	LB/FB	1996-99
Foote, Roger	RB	1978, 80-82
Ford, Deante	CB	2016
Ford, Deondre	QB	2015-16
Ford, Frank	E	1909
Ford, Josh	WR	2012-13
Forsyth, Charles	RB	1953
Forte, Phil	DL	1983-86
Fortier, Sam		1907
Fortier, Richard	LB	1967
Fortier, Robert	G	1968
Foster, Dean		1891-92, 94-95
Foster, Herbert	B	1945
Foster, Jeff	WR	2005-07
Foster, Lewis (Capt.)	QB	1916-18
Foster, Marvin	FL	1970-72
Foster, Nathaniel	G	1894-96
Foster, Rob	LS	1985-87
Foster, Steven	LB	2008-10
Foster, William		1891
Fowler, Rodney	FS	2003-05
Fox, Jeffrey	T	1979-80
Foy, Earl	T	1929-31
Foy, Ryan	WR	1994-95
Fraker, Ray	E	1920-23
Francisco, John	RB	1955-57
Franklin, Eric	DB	1975
Frazier, Antione	OL	2016
Frederick, Charles	G	1890-91
Frederickson, A.		1891
Freeman, Jeremy	LB	2001
Freese, Clyde	T	1921, 23
French, Clarence	RB	1946-49
Friday, Hosea	TE	1993-96
Friday, Paul	DB	1988-91
Friess, Timothy (Capt.)	DE	1978-80, 82
Fritch, John	OG	1988-89
Fritts, Delmar	QB	1926-27
Frost, Austin	T	1915-17
Fry, Jake	RB	1939-40
Frye, Bernard	CB	1988
Fulton, Termaine	WR	1997-98, 2000-01
Fusimalohi, Ngalu	OL	2013-14

**G**

Gaddie, Maurice	DB	1994-96
Galbreath, Eric	FB	1993-96
Gale, Robert	FL	1974
Gamble, Guy	DL/LB	1984, 86
Games, Moses	E	1895, 97
Gant, Len	DL	1983
Garber, John	G/RB	1963-64
Garber, Joe	K	1997-2000
Gardner, Michael	LB	1972-73
Gardner, Stanley	NT	1979-80
Garner, Milt	DB	1984-87
Garnett, Sherrel	T	1949-50
Garrett, Collin	LB	2011
Garrett, Curtis	FB	1988
Garrett, George	E	1969
Gasaway, Byron	WR	1998, 2000-02
Gaughan, Tom	T	1970-71
Gavin, Wyn	E	1898-99
Gay, Matt	WR	1989-92
Gay, Michael	G/T	1977-79
Gear, George	E.B	1945
Gearhart, Herbert	G	1936-37
Gentry, Robert	DB	1981-82
George, Robert	RB	1943
Geraghty, Mark	DB	1969-71
Gerhards, William	FB	1963-65
Geroux, David	WR	1982
German, James	DE	1977
Giannangelo, Joseph	RB/QB	1934-36
Gibas, Collin	LS	2011
Gibbins, Chester	RB/QB	1939
Gibbins, Denzel	RB	1939-41
Gibson, Frank	T	1955-57
Gibson, Joe	OL	2014-16
Gillespie, Lester	RB	1915
Gillispie, Samuel	LB	1892
Gilman, Joseph	QB	1948-49
Gish, Merlin	C	1950-52
Githens, Robert	C	1941-42
Glasgow, Justin	OT	1996-98
Glatczak, Michael	S	2014-15

## ALL-TIME LETTERMEN

Goldenberg, Jordan	LS	2015
Golub, Christopher (Capt.)	DB	1974-76
Gonzalez, LaOuvionte	WR	2016
Good, Costello	FB	1993-94
Goode, Donald (Capt.)	LB	1971-73
Goodman, Ben (Capt.)	DL	2012-15
Goodrich, Barry	WR	2000-02
Gorbett, Michael	T	1970
Gordon, Charles (Capt.)	WR/DB	2003-05
Gordon, David	DL	1987-89
Gordon, John	WR	1996
Gosa, Bill	T	1970-71
Grady, Kyle	OG	1999, 2001
Graham, Charles	E	1960-62
Graham, Chevy	CB	2014-16
Granderson, Johnny	DB	1985-87
Grattan, David	OG	1987-88
Graves, Vincent	E	1938-39
Gray, Brian	TE	1996-98
Gray, William	RB	1914
Green, Clark	RB	2002-05
Green, Darren	WR	1981-83
Green, Gary	RB/CB	2005-08
Green, Patrick	RB	1945
Green, Richard	TE	1961
Green, Wade (Capt.)	G/E	1934-36
Greene, Adrian	DT	1995-96
Greene, Jamal	DT	2008-09
Greene, John	G	1966-67
Greene, William	G	1966-68
Greenlee, David	E	1962
Greenlee, John	G	1901-03
Gregory, Lee	B	1944
Gregory, Troy	DB	1987-88
Gress, Roy	C	1919
Gridley, Bernard	RB	1930-32
Griffin, Dane	LB	1982-83, 85
Griffin, Melvin	G	1921-23
Griffith, Forrest (Capt.)	RB	1946-49
Griffith, William	G/T	1980
Griffiths, Walter	G	1893-94
Griggs, Aessie	G	1903
Groft, Andrew	G/T	1912, 14-15
Groves, Michael	G	1961-62
Gruden, Frank	T	1943
Gulley, Jason	TE	1997-2000
Gump, Fred	G	1895
Gump, Robert	G	1928
Guzman, Garrett	WR	2004

## H

Hadl, John (Capt.)	RB/QB	1959-61
Hadley, Herbert	G	1927
Hafford, Thomas	RB	1933
Hageman, Fred (Capt.)	C	1959-60
Hagen, Robert	RB	1940-41
Hager, Jay	DL	1984
Hale, George	G	1920-21
Haley, Eldon	G	1922-24
Hall, Edward	RB	1938-40
Hall, Edwin	QB	1933
Hall, Hudson	LB	2015-16
Hall, Jack	C	1936-37
Halpin, Edward		1923-25
Hamill, Bertrand (Capt.)	G	1892-93, 96-98
Hamilton, Dwight (Capt.)	QB	1925-27
Hammers, Burt	E	1932-34
Hammers, James	E	1932-33
Hammond, John	C/T	1913, 15
Hammond, Roger	G	1975-76
Hammonds, Freddie	OLB	1995
Hanak, Jeremy	DE	1996-99
Hancock, Tanner	WR	1997-98
Handley, John	RB	1953-55
Hanson, Gilbert	E	1930-32
Hantla, Robert (Capt.)	T/G	1951-53
Hapgood, George	QB/RB	1934-36
Hardacre, Forrest	RB/E	1935-37
Harder, Kevin	DB	1983-86
Hardman, Paul	G/E	1940-42
Hardy, Clement	T	1924
Hardy, Travis	DB/DE	1982-85
Harkless, Kevin	DB	1985
Harmon, Harlan	G	1945
Harper, Kendrick	CB	2007-08
Harper, Troy	OT	1994
Harrell, Chase	WR	2016
Harrington, George	RB/E	1936
Harris Jr., Chris	CB	2007-10
Harris, David D.	RB	1957-59
Harris, David M.	P	1971-73
Harris, David R.	DB	1978, 80
Harris, Fred	QB	1933-35
Harris, Harold	DE	1991-94
Harris, Jamie	DB	1995-98
Harris, Jason	DB	1994-97

Harris, Roderick	WR	2010
Harris, Rodney	DB/WR	1986-88
Harris, Rodney	WR	1991-94
Harris, Rodney	FS	2004
Hart, Eugene		1923-25
Hart, George	C.T	1919-20
Hart, Harry A.	QB	1900, 02-05
Hart, Harry W.	QB	1902, 05-06
Hartley, Chet	OG	2007-08
Hartley, Irwin		1915
Hartman, Herbert	G	1939-40
Hartwig, Justin	OT	1999-2001
Hartzog, Bobby	WR	2014-15
Harvey, Edward	C	1893
Harvey, George	G	1964, 66
Harvey, John	OG	2001-02
Harvey, Steve	LB	1991-94
Harvey, Tony	WR	1986
Harwell, Nick (Capt.)	WR	2014
Haselhorst, Todd	DL	2004-05, 07
Hassig, John		1894
Hatch, Jeremiah	OL	2008-11
Hatcher, James	E	1968-69
Hatchett, Frank	RB	1987-89
Houghton, Keyon	OL	2014-15
Haus, Joe	T/E	1978-79, 81
Hauser, Harold (Capt.)	E	1926-28
Hauser, Niles	G	1969
Hawkins, Lee	DB	1970-71
Hawkinson, Tanner	OT	2009-12
Hawks, Brandon	S	2012
Hayden, Irven	QB	1940
Hayes, Marquis	DT	2000-01
Hayes, Rutherford	QB	1934-35
Heaggans, Greg	WR	2002-04
Heaps, Jake	QB	2013
Heath, William	E	1914-15
Heck, Daniel	QB	1970-71
Heck, Steve	T	1965-66
Heaney, Ben (Capt.)	LB	2011-14
Hegwood, Earnest	LB	1978
Hell, Roy	QB	1909-11
Heinzman, Harry	G	1903-05
Heizer, Charles	RB	1918
Held, Joe	E/RB	1954-56
Helmbacher, Robert	K	1970-72
Helmstadter, George	T/G	1951-52
Helvren, Lewis	C/G	1912, 14
Hempstead, Hessley	OG	1991-94
Henderson, Kenneth	LB	1979
Henderson, Mark	FB	1983-85
Henderson, Patrick	DE	1973
Henderson, Willis		1896
Henley, June	RB	1993-95
Hennesy, Richard	E	1908
Henry, Justin	OL	2002-03
Henry, Marcus	WR	2004-07
Henry, Robert	G/T	1976
Henson, Stacy	LB	1985-87
Hentges, David	G	1974
Hentges, Matt	WR	2015
Herbert, Khalil	RB	2016
Herford, Marcus	WR	2005-08
Hermick, Donald	T	1957
Herod, Ricki	WR	2011, 13
Hertel, Richard	DB/RB	1969-71
Hess, Charles	QB	1964-65
Hess, Donald	RB	1952-53
Hess, Henry	RB	1895-97
Hess, Oscar	RB	1894, 96
Hess, William	C	1899-1901
Hester, Oran		1894
Hicks, Albert (Capt.)	E	1901-04
Hicks, Darren	CB	1983
Hicks, Emery (Capt.)	LB/G	1967-69
Hicks, Marcus	DB	2003-05
Higgins, Michael	RB	1976-79
Higgins, Severt (Capt.)	T/G	1921-23
High, Kareem	C	1999-2000
Hill, Don	GB	1940
Hill, Hamilton	QB	1997
Hill, Harrison (Capt.)	WR	1998-2000
Hill, Irving	QB	1894
Hill, Roger	RB	1958-60
Hill, Tim	DB	1988-91
Hill, Tyler	S	2011
Hilleary, Chip	QB	1989-92
Hines, Jeffrey	QB	1977-78, 81
Hinshaw, Wallace	QB/RB	1964
Hird, Carl	E/T	1942
Hird, Wayne	C	1943-45
Hixon, J.C.	DB	1966-67
Hoag, Charles C.	LB	1981
Hoag, Charles M. (Capt.)	RB	1950-52
Hochuli, Ernest	T	1918
Hodges, Alexander	QB	1923-24

Hodges, Jerone	T	1972-73
Hodges, Merle	C	1953
Hodges, Warren	T	1941-42
Hoensing, Robert	RB	1956
Hogan, Joe	QB	2003
Hogan, William	QB	1946-47
Hogg, Archie	RB	1890-91
Holani, Isi	DT	2016
Holderman, Fred		1923
Holland, Smith	OG	1988-90
Holliday, George	RB	1912
Holloman, Amonte	DE	1985
Holloman, Ervin	DT	2000-01
Holloway, James	T	1939-40
Holloway, Johnny	WR	1985
Holmes, Tyler	DL	2014
Holt, Dale	DB	1968-70
Holt, Dick	MLB	1992-95
Holt, Hobart	RB	1915
Holt, James	LB	2005-08
Homolka, Cullen	RB	2003-05
Homolka, Josh	LB	2002-03
Hood, Zack	OL	2003-06
Hooks, Maurice	FB	1987-89
Hoover, Ray	LB	1986-87
Horkmans, David		1897
Horn, Bryan	DE	1980-81
Horn, William	RB	1956
Hornback, Joe	C	1993
Horner, Thomas	G/T	1956
Hornung, Byron	WR	1988
Hornung, George	C/G	1963-65
Hosack, William	TE	1973-75
Householder, Victor	RB	1914
Houston, Dewey	DT/TE	1994-97
Howard, Bryan	OL	1985, 87
Howard, Cavan	LB	1988
Howard, Gavin	OL	2011-13
Howard, Guy (Capt.)	OLB	1990-93
Howerton, David	T	1974
Huback, Michael	K/P	1976-79
Hubbard, Robert	G	1953-54
Huddleston, Arthur	G	1890-92
Hudson, Paul	QB	1890
Hudspeth, Bobby	T	1965
Hughes, Larry	OL	2015-16
Hull, James	T	1955-57
Hull, Louis	C	1917
Humphrey, Elmer	E	1934
Hundelt, Bill	OT	1986-89
Hunt, Dameon	OG	1996-99
Hunt, Tyler	FB/LB	2010-12
Hunt, William	DB	1966-68
Hunter, Grant	T	1940, 42
Hunter, Sam	T	1944
Hurst, David	TE/OG	1999-2002
Hutchens, Eddie	DB	1967-68

## I

Ice, Steven	DB	1979
Idol, Milward		1918
Idoux, John	G	1948-50
Imwalle, Scott	OG	1989-91
Ingram, Tertavian	WR	2008, 10
Irvin, Derrick	WR	1994
Irvin, Leroy	DB	1976-79
Ise, Charles	RB	1903-05
Isham, Steve	G	1984, 86-87
Ivey, Carl	DB	2000-01

## J

Jablonski, Blake	H/QB	2012-13
Jack, William	T	1939-40
Jackson, James	TE/LB	1975, 77-79
Jackson, John	RB/E	1966-68
Jackson, Marquis	WR	2011
Jakobcic, Rudolph	G	1968-69
James, Darley (Capt.)	T/G	1913-15
James, Philip		1968
Jarrett, James	RB	1959-61
Jarvis, Chuck	OL	1997-2000
Jaynes, David	QB	1971-73
Jeffers, Reilly	LS	2012-14
Jenkinson, J. (Capt.)	RB	1899-1902
Jennings, Drue	DB	1967
Jessie, Ronnie	WR	1969-70
Jewett, Frank	T	1891
Jobbins, Justin	TB	1989
Johnner, Matt	QB	1995-97
Johnson, Ben	TE	2014-16
Johnson, Buford	LB	1978
Johnson, C.I.		1931
Johnson, Chaka	RB	1990-92
Johnson, Charles	RB	1893
Johnson, Clyde	DB	1983
Johnson, Dion	DT	1996-99

Johnson, Don	T	1942
Johnson, Hassan	WR	2004-05
Johnson, Hugh (Capt.)	T	1946-48
Johnson, Isaiah	S	2013-14
Johnson, J.J.	OLB	1995-98
Johnson, Jeff	K	1985
Johnson, Kenneth	E	1965-66
Johnson, Michael	RB	1963-65
Johnson, Moderick	WR	2003
Johnson, Remuise	DB	2002-03
Johnson, Richard	DT	2008-11
Johnson, Robert	WR	1981-83
Johnson, Steven	LB	2008-11
Johnson, Tedarian	DL	2013-14
Johnson, Thomas (Capt.)	QB	1908-10
Johnson, Wardell	RB	1976-77
Joloaso, J.J.	RB	2016
Jones, Adrian (Capt.)	TE	2000-03
Jones, Chris	DE	1993-96
Jones, Chuck	DE	2003
Jones, Daryl	DT	1993
Jones, Earnest (E.J.)	RB	1981-83
Jones, Gregory	TE/G	1976
Jones, John (Capt.)	OG	1991-94
Jones, Jonathan	WR	2013
Jones, Manolito	DB	1995-97
Jones, Marc	TE	2006-07
Jones, Marcellus	WR	1999-2002
Jones, Paul (Capt.)	T/G	1917-21
Jones, Richard	QB	1970
Jones, Rod	OT	1992-95
Jones, Steve	DE	1975-76
Jones, Timothy	WR	1978
Jones, Vearl	T	1965
Jordon, Matt	CB	1999-2002

## K

Kabler, Jess	T	1916
Kabler, Levi	RB	1910-11
Kahn, Eric	P/K	2014-15
Kallmeyer, Kenneth (Bruce)	K	1980-83
Kampert, George	T	1919
Kampschoeder, Halley	QB	1964-66
Kande, Prinz	DB/LB	2010-11, 13
Kane, Herbert		1913
Kane, Kevin (Capt.)	LB	2002-05
Kay, Morris (Capt.)	RB	1951-53
Keating, Con	QB	1961-62
Keeler, Eric	LB	1984
Keeling, Ross	C	1913-15
Keith, Charlton	DE	2004-05
Keil, Kenneth	QB	1932, 34
Keller, Charles	G	1943-44
Kelley, Pat	T	1982-84
Kemp, Jerome	S	2003-06
Kemp, Lawrence	RB	1979-80
Kennard, George	G	1949-51
Kennaw, Michael	TE	1979-80
Kennedy, Albert (Capt.)	QB	1895-97
Kennedy, Archie	E	1931
Kennedy, Max	E	1945
Kerbel, Dennis	K	1975
Kern, Julius	G	1939-41
Kern, William	T	1940
Kerns, Kurt	OT	1986
King, Corey	DT	2015
King, Franklin	DT	1975-78
King, Gerald	DE	1970-72
King, Nigel	WR	2014
King, Orville	T	1961
Kinner, Ke'aun	RB	2015-16
Kinsey, Mario	QB	2001
Kinzie, John (Capt.)	QB	1891-92
Kinzie, Wilbur (Capt.)	RB	1890-92
Kipp, Cory	DT	2002-03
Kirschbaum, Craig	T	1982-83
Kirshman, Stanley (Capt.)	T	1958-61
Kissell, Spencer	FB	1967
Kite, Maurice	E	1930-31
Klemp, Louis	K	1987
Klusman, Logan	LS	2016
Knighthon, Chase	WR	2011
Knighthon, Kyle	DE	2003
Knoff, Kurt	DB	1972-75
Knowles, Richard	T/G	1952-54
Koehly, Joe	RB	2000
Koncz, Mark	DT	1987-89
Konek, Pete	RB	1951-52
Kopp, Kevin	DT	1993-96
Kosko, John	S	2005
K		

## ALL-TIME LETTERMEN

Kullberg, Steve	TE	1998-99	Lutton, Lyle	C	1934-36	McDonald, Clifford	RB	1947-49	Morrow, Kenneth	QB	1949
Kullman, Carl	G	1925-27	Lutz, Frank		1892	McDonald, Dexter	CB	2011, 13-14	Morrow, William	RB	1945
Kurtenbach, Nick	RB	2004-05	Lyman, Steward (Capt.)	RB	1927-29	McDougald, Bradley	WR/S	2009-12	Mortensen, Joe	LB	2005-08
Kutz, William		1890-93	Lynch, Frank	G/E	1909-10	McFarland, John	QB/C	1953-54	Morton, Harry		1900
Kvaternik, Zvonimir	G	1931-33	Lynch, William	RB/T	1965-67	McFarland, Roger (Capt.)	QB	1960-62	Mosby, Damani	DE	2015-16
Kyles, Augusta	G	1977-80				McGee, Sandy	WR	1983, 85	Mosby, James	T	1922-23
						McGonagle, Scott	DB	1979	Moses, Austin	WR	2015-16
<b>L</b>			<b>M</b>			McGowan, George	E	1968-69	Mosher, William	RB	1902
Lacey, Von	DL	1984, 86-87	Mace, William	G	1949-50	McGraw, Brett	NT	1994-97	Mosier, John	E	1967-69
Lacy, Brandon	DE	2001-02	Mack, Walter	RB	1979-81	McGrew, Harden	T	1940	Mosse, Arthur (Capt.)	G	1895-98
Lamb, Jonathan	S/WR	2003-06	Mackie, George	RB	1925-26	McGriff, Erick	WR	2010	Mott, James	C	1918
Lamkin, Dorwin	T	1944	Macklin, Jon	OT	1996	McIntosh, Terry	RB/QB	1954, 56	Moulton, Fay	RB	1898-99
Lamping, Henry	RB	1949-50	Madden, Rodney	DB	1982	McKenna, John	RB	1901	Mount, Russell		1944
Lane, Raymond	RB	1956	Madison, Johnny	B	1929-31	McKinney, Ty	DL	2013	Mowery, William	QB	1943
Lane, Santana	CB	2001	Magill, Robert	QB	1912	McKone, Jean	RB	1915	Mrkonic, George	G/T	1950-52
Langford, Cecil	C	1944-45	Mailen, Norman	RB	1958-60	McKown, Larry	QB	1957-58	Mudge, Richard	DB	1972-74
Laptad, Jake	DE	2007-10	Malavasi, William	LB	1981-82	McLean, John	E	1922-23	Mudloff, Donald	G	1951
Larson, John	DE	2006-08	Mallon, Dale	RB	1949	McMichael, Scott	QB	1974-76	Mueller, Alex	K	2011
Laslett, Howard (Capt.)	E	1916, 18-19	Maloy, D.H.		1913	McMillan, David (Capt.)	DE	2001-04	Mueller, Kurt	T	1984
Lassiter, Kwamie	FS	1992-94	Mandeville, Frank	RB	1917-20	McMillian, Gordon	G	1926-27	Muhammed, Sadiq	DB	2005-07
Latimore, Denver	TE	2002-03	Maney, Robert	RB	1928-29	McMurray, Arthur	RB	1893	Mullins, Richard	E	1928-29
Lattin, Clarence	T	1925-26	Mann, De'Andre	RB	2014-15	McNaughton, Malcolm	RB	1905	Mullins, William	G/T	1923-25
Laub, Robert	RB	1934	Manning, James	QB/E	1974	McNeely, Robert	DB	1978-81	Mundine, Jimmay	TE	2011-14
Laughlin, Henry (Capt.)	FB	1950-51, 54	Manning, John	QB	1931-33	McNorton, Kyle	LB	1978-81	Munkres, John	G	1967
Lawellin, Samuel	T	1915	Marcum, Dave	LS	1989-92	McNulty, Ted	TE	2010-11	Munson, M.R.B.		1901
Lawrence, Arthur	RB	1927-29	Margheim, Paul	DT	1975-76	McNutt, Lynne	QB	1946-47	Murph, Brian	WR	2005-06
Lawrence, Beau	OL	2016	Marrongelli, Trevor	OL	2009-12	Mead, Forrest	QB	1906	Murphy, Chaz	OLB	1999-2000
Lawrence, David (Capt.)	T	1977, 79-81	Marsh, Ronald	G	1962-64	Meade, Steven	T	1941	Murphy, Clifford	RB	1950-52
Laws, Clarence	DE	2001	Marshall, Garland	RB	1932	Mears, John	DB	1969	Murphy, Harry	DB	1975, 77-78
Lawson, Stephen	T	1968-70	Marshall, James	RB	1961-62	Meacham, Quinn	QB	2010-11	Murphy, John	G	1977
Lea, Eugene		1944	Marshall, Robert (Capt.)	QB	1956-58	Medford, Jacky	G/T	1967	Murphy, Kevin	WR	1978-79
LeClair, Andrew	LB	1998-99	Marshall, William	T	1951, 53	Mehrer, David	LB	1979-82	Murphy, Ryan	CB	2008-10
Leiford, Larry	G	1963	Martin, Damon	OL	2013	Mehring, Peter	T	1931-33	Musick, Lewis	G	1942
Lee, Edwin	T	1947-48	Martin, Donald	E	1954-56	Meier, Kerry	QB/WR	2006-09	Mustard, John		1891
Lee, Mike	S	2016	Martin, Robert E.	G/T	1915-16	Meier, Milton	B	1937	Myers, Isaiah	RB	1904-05, 08
Leighty, William	C	1901	Martin, Robert F.	DB	1971, 73	Mendell, Melville	T	1891-92	Myers, Thomas	G	1926-27
Leiker, Tony	RB	1961-63	Martin, Taylor	RB	2015-16	Mercur, John	LB	1973			
Lemon, Michael	LB	1973-74	Martin, Walter	RB	1912	Merkel, Monte	T	1938-41			
Lemster, Devon	RB	1934	Martin, Webb		1913	Merritt, Gerry	RB	1957-58			
Lenhart, William	T	1938-39	Martindale, Lloyd	TE	1969-70	Mestan, Steve	LB	2010-11	Naramore, John	C	1938-39
Leo, Tom	G	1955	Martinek, Douglas	G	1962	Meyn, Fred	C	1915	Natsues, Stephen	E/T	1969-70
Leoni, Paul	E	1951-52	Martinovich, Michael	OL	2009-11	Micek, Sidney	QB	1962-64	Nave, Steve	OG/DG	1982-83, 85-86
Letcavits, James	E	1955-57	Marxen, Frank	T	1918-19	Michaels, James	WR	1974-76	Neal, Derrick	WR/CB	2014-16
Letourneau, Jake	DB	2000-02	Marxmill, Rex	B	1945	Michaels, Ronald	RB	1959-61	Neighbors, Guy	DT	1980-81
Levine, L.T.	RB	1992-95	Masanlou, Joe	DG	1983	Michaelson, Manley	C	1903-04	Nelloms, Jerome	RB	1970-72
Lewandowski, Pat	DL/OL	2011-14	Mascarello, John (Capt.)	G	1975-77	Mickens, Lester	WR	1978-80	Nelson, Thomas	T	1950
Lewis, Dakota	LB	2007-08, 10	Mason, Edward	E	1918	Miles, Schlyler	LB	2012-13, 15	Nelson, Wade	G	1936
Lewis, Danny	OL	2002-03	Mason, Lindsey	T	1975-77	Miller, Adam	OT	1999	Nesmith, Carl	FS	1999-2000
Lewis, Edward	DB	1973-75	Masoner, Paul	B	1936-38	Miller, Daniel	RB	1965	Nesmith, Dean	T	1933-35
Lewis, John	RB/T	1957-59	Masoner, Richard	E	1963	Miller, Darrian	RB	2011, 13	Nesmith, Orlando (Capt.)	QB/RB	1932-34
Lewis, Mike	RB	1999	Massare, Quido	G	1938-40	Miller, Delvin	DB	1978-80	Nettles, George (Capt.)	T	1917, 19-20
Lewis, Rell	RB	2009, 11	Mathies, Eric	DT	1994	Miller, Edward	T	1943	New, Jim	WR	1988-91
Lewis, Robert	G	1956	Matterson, William	T	1892-94	Miller, Frank	RB	1912	Newbrough, Dan	LB	1988-89
Lewis, Sal	DB	1984	Matthews, Christian	WR	2010-11, 13	Miller, Grant	E	1957	Newman, Teddy	DE	1986-87
Licursi, Dave	WR	1989	Mattox, Marvin	DB	1984-87	Miller, Ralph	RB	1938-39, 41	Newson, Rob	DB	1985, 87-88
Licursi, Rob	WR	1990-92	Maumalanga, Chris (Capt.)	DE	1990-93	Miller, Robert A.	RB	1943	Niblo, Ray	RB	1941
Lieppman, Keith	DB	1969-70	Maura, Brian	WR/LB	2011, 13	Miller, Robert L. (Capt.)	RB	1972-74	Nichols, Fred	RB	1902
Lies, Michael	OT	1996-98	Mayberry, Kyle	CB	2016	Miller, Tyrone	CB	2015-16	Nicks, Greg	C	2001-02
Lindsey, Adrian (Capt.)	RB/QB	1914-16	Mayer, Robert	E	1952	Miller, William	RB	1905-07	Nielsen, John	QB	2003-04
Linguist, Edwin	RB	1940-42	Mayes, Adrian	OL	2005, 07-08	Mills, Derrick	WR	2000-03	Nielson, Chris	OL	1988
Linton, Dexter	DB	2011-13	Mazyck, Larry	OL	2014-15	Mills, James	G	1959-61	Nielson, Harry (Capt.)	RB	1915-17
Linville, Aubrey	R/RB	1949-51	McAdam, John	T	1981	Millward, T.J.	QB	2014-15	Nofsinger, Rolla (Capt.)	E	1899-1902
Lissak, Mark	QB	1976	McAdams, Carl	RB	1920-22	Milton, Charles	C	1912	Nolen, Matt	G	1988-90
Litteken, Jay	RB	1989	McAnderson, Brandon (Capt.)	RB	2004-07	Milton, Sidney	G/C	1904-07	Normore, Clint	DB	1987
Little, Harley	RB	1920	McAuliffe, Richard	DB	1975	Mims, Robert	RB	1982-84	Norris, Charles	G	1918
Little, James	DB	1977-79	McBride, Victor	P/H	2011	Mims, Zach	LB/DE	2003-04	Norris, Darrell	E	1948-49
Little, Walter	WR	1976-77	McBurrows, Gerald	CB	1991-94	Miner, Jean	C	1916	Norris, Delvin	E	1949
Livingstone, John	QB	1904	McCabe, Scott	DB	1988-90	Mitchell, Bruce	T	1969-71	Norris, Moran	RB	1997-2000
Lofton, Udra	DB	1985, 86	McCall, Tommy	G	1930, 34-35	Mitchell, Jud	QB/DB	1974-76	Norris, Robert	G	1973-74
Logan, Roland	G	1927-29	McCamy, Scott	RB	1975	Mitchell, Ray	S	2011	Norseth, Mike	QB	1984-85
Lohsen, B.J.	P	1987-89	McCarroll, John	DB	1977-78, 80	Mitchell, Robert	OLB	1989-92	Nwabuisi, Austine	FB	2001-04
Lomax, Darris	LB	1997, 99-2000	McCarter, Duane	G	1945	Modrcin, William	RB	1949			
Lonborg, Arthur (Dutch)	E/QB	1917-20	McCarthy, Lynn (Capt.)	E	1955-57	Moeder, Ty	DE	1990-92			
Lonborg, John	C	1922-23	McCarty, Virgil		1904, 06	Moffett, Charles	RB	1943-44, 47-48	Oakson, Thomas	LB	1970-72
Loncar, John	G	1981-83	McCasin, Nick	OL	2004	Moller, Kevin	LB	1989	Oatis, Gary	DT	1989-90
Loneker Jr., Keith	LB	2016	McCaulley, Clyde	OL	2015	Monroe, Dick	C	1947-48	O'Brien, Mike	C/T	1964-65
Loneker Sr., Keith	OT	1989-92	McCay, Justin	WR	2013-14	Monroe, Terry	T	1947	Ochoa, David (Capt.)	OL	2003-06
Long, Jeff	WR	1984	McClendon, Harold	RB	2002-03	Montgomery, Harold	T	1965-67	Odonnetto, John	OG	1999-2000
Long, Kevin	TE/QB	2003	McClinton, Curtis (Capt.)	RB	1959-61	Moody, O.C.		1894	Odell, John	G	1977
Long, Maciah	TE/LB	2016	McClinton, James (Capt.)	DL	2004-07	Moody, Ralph (Capt.)	RB	1953-55	Odle, Lason		1900
Long, Mike	LB	1984, 86-88	McCord, Jeff	KS	1994-96	Moody, Robert		1891-93	O'Doherty, Thomas	T	1976-78
Long, Vergil	T	1941-42	McCormack, Michael (Capt.)	T	1948-50	Moore, Clyde	G	1934	Oelschlagel, Ronald	RB	1962-64
Lousch, Larry	G	1959-60	McCormick, George	E	1928	Moore, Curtis (Capt.)	LB	1987-90	O'Gara, Guy	LB	1986-87
Louthan, James	G	1901-02	McCoy, Frank	RB	1904	Moore, Emmanuel	WR	2015-16	Ogbebor, Ozafe	LB	2015-16
Love, Jake	LB	2012-14	McCoy, John	DE	2003	Moore, Jim	TE	1993-96	Ogletree, Mamez	CB	2015-16
Love, Jay	G/RB	1902	McCoy, Johnny	CB	2001-02	Moore, Kyle	DT	1990-92	Oguntodu, Olaitan	LB	2006, 09-10
Love, Michael	K	1973-75	McCoy, Michael	G	1970-71	Moore, Robert	E/T	1945	Olson, Benjamin	WR	1967
Lovett, John	G/RB	1909	McCracken, Clark	LB	2003-04	Moore, Wade	RB	1899	Oliver, Steven	T	1979-80
Lowery, Dale	C	1941	McCraney, Joseph	G	1978	Moos, Cole	P	2016	Olobia, Anthony	DE	2015-16
Lueken, Ben	OL	2008	McCray, John	T	1979	Moreland, Howard	G	1935-37	Olson, Andrew	T	1927-28
Luke, Brian	QB	2002-05	McCue, Charles	RB	1956-57	Morgan, David	RB	1966-68	Olson, Rodney	WR	1977
Lukinac, Charles	E/RB	1958-59	McDaniel, Mike	C	1971-73	Morgan, John (Capt.)	G/C	1973-75	Omgie, Chris	WR	2010-12
Lundy, Joseph	T	1951-53	McDaniel, Willie	T	1967	Morris, Donnie	RB	1970	O'Neal, Charles	E	1949-50
Lupher, Dave	RB/QB	1919	McDermott, Sean	TE/LS	1995-97, 99	Morris, Duane	QB/RB	1957-59	O'Neil, Richard	E	1931-33
Luschen, Jack	G	1950	McDonald, Andrew	QB/E	1920-22	Morris, Jim	E	1939	O'Neil, Robert	E	1940-41
Luster, Gary	DB	1980	McDonald, Anthony	QB	2012	Morrison, Thomas	DE	1977	O'Neil, Vince	RB	1970-72
									Onyegbule, Maxwell	DE	2007-09



## ALL-TIME LETTERMEN

Opurum, Toben	RB/DE	2009-12
O'Quinn, Willie	WR	2008, 10
O'Rear, John	QB/K	1975
Orth, Mike	QB	1983-84, 86-87
Osborn, Fred	G	1977, 79-80
Oswald, Paul	C	1983-86
Outland, Dr. John	T	1895
Overman, Marvin	T	1943
Owen, Benjamin	QB	1898-99
Owen, Marc	OG	1997-2000

<b>P</b>		
Paden, Virgil	QB/E	1928-30
Page, Kenton (Capt.)	LB	1969-71
Page, Leland	RB	1929-31
Page, Michael	DB	1987
Page, Ron	WR	1990
Paige, Anton	WR	1999
Palkowsky, Henry	G/T	1915
Palmer, Brian	QB	1962
Palmer, Gery	DE	1970-72
Palmer, Harold	E	1956-58
Pardula, Trevor	P/K	2013-14
Parent, Frank	QB	1899
Parish, Darius	DT	2008, 10
Parker, James	QB/RB	1912-13
Parks, Jerome	OL	1997-98
Parks, Mark	TE	1984-87
Parmalee, Tre	WR	2012-15
Paronto, Francis	B	1936
Parrish, Walter	G	1981-82
Passman, Bernard	E/C	1942
Patchen, Michael	DB	1970
Patmon, Tyler	CB	2010-12
Patrick, Tyler	WR	2015-16
Pattee, Frank (Capt.)	B	1945-48
Patterson, Daymond	WR/CB	2008-10, 12
Patterson, Elvis	DB/DE	1981-83
Patterson, Eric	WR	1997-99
Patterson, Harold	E	1952-53
Patterson, Matt	RB	2003-04
Paulsen, Mark	TE	1981
Payne, Foster	RB	1928-29
Pears, Howard (Capt.)	G	1890
Pearson, Jawad	OT	2001
Peebler, Brad	LB	1989-90
Peete, Skip	WR	1984-85
Pellafano, Joey	K	1999-2000
Peloquin, Michael	RB	1965
Pendleton, Raimond	WR	2007-09
Penny, Anthony	G	1981-82
Penny, Junius	C/T	1942-43
Peppercom, John (Capt.)	E/T	1957-59
Perez, Christopher	DL	1988-91
Perkins, Brandon	LB	2002-05
Perkins, Donald (Capt.)	DE	1970-72
Perkins, Jack	LB	1967
Perry, Keaton	QB	2015-16
Perry, William	G	1964-66
Peterman, Chea	LB	2010
Peters, Bryan	OL	2014-15
Peters, James	T	1902
Peterson, David	T/E	1965-66
Peterson, John (Capt.)	RB	1933-35
Petterson, Edward	RB	1915
Petty, Reece	WR	2010
Pfutzenreuter, Donald	RB	1954-56
Phelps, Edwin	G	1933-35
Phipps, Michael	QB	1982
Platt, William (Capt.)	RB/E	1891-95
Pick, Kale	QB/WR	2009-12
Pieper, Bob	T	1983-85, 87
Pierce, Doni (Capt.)	C	1939-40
Pierson, Tony	RB/WR	2011-14
Pilch, James	T	1964
Pile, Donald	LB	1974, 77
Pinkney, Marshall	LB	1982
Pippen, Morris	G	1974-76
Pirrie, Mike	LB	1987
Plaskett, Warren	RB	1931-33
Pleasant, Carl (Capt.)	E	1906, 08-09
Pless, Willie	LB	1982-85
Plumley, Jay	E	1931
Plump, Aaron	LB	2014-15
Polian, Kevin	DT	1993
Pollom, Donald	RB	1940-41
Pooler, Arthur (Capt.)	QB	1902-05
Poorman, Bert	RB	1895, 97
Pope, David	RB	1901-02
Pope, Warner	RB	1894-95
Popovich, Pete	C	1985-86
Poppe, Orville	T	1951-53
Porter, David	OT	1901-02
Porter, George	RB	1907
Powell, Chris	FB	1991-94
Powell, Corrigan	CB	2012

Powell, Emery		1900
Power, John	T/E	1910
Powers, George	QB/E	1924-25
Powers, Kenneth	DT	1981-83
Prater, John	G/C	1980-81
Pratt, Richard	T	1963-65
Prelock, Edward	T	1956-57
Preston, Asheiki	QB	1993-94
Preston, David	QB	1955-56
Preston, Robert	T/G	1954-55
Price, William	QB/E	1910-12
Priest, Jason	DB	1988-91
Priest, Richard		1904-07
Pringle, James	RB	1916-17, 19
Prolago, Nick	K	2012
Promrenke, Bret	OLB	1991-93
Propernick, Anthony	FB	1927
Pumphrey, Norman	G	1945
Puthoff, Justin	FB/TE	2010, 12
Putnam, George	G	1906
Pyles, Brandt	LB	1998

<b>Q</b>		
Quast, Tyler	LS	1991-94
Quatrochi, Peter	C	1961-63
Quick, Tommy	QB/WR	1984-86
Quigley, Angus	RB	2007-10
Quigley, Ernest	RB	1900-01

<b>R</b>		
Raddcliffe, James	FB/NG	1979
Rader, John	RB	1945
Ragon, Arthur	T	1952
Ragone, Mike	TE	2012
Ragsdale, James	G	1978-79
Rambo, Hal	E	1912
Ramsey, Floyd	C/E	1928-30
Randall, Howard	T	1909
Randall, Preston	RB	2014-15
Randall, Reese	RB	2016
Randle, Avery	DB	1994-97
Randle, John	RB/DB	2003-04
Randolph, John	LB	1985-86
Raup, Allen	RB	1926
Rawlings, Roger	RB	1966-67
Rawls, Thad	WR	1997
Ray, Murphy	WR	1985, 87
Rayford, Dion	DE	1998-99
Reber, John	E	1913-15
Redd, Norman	G/C	1954-55
Redhage, Jeff	DE	1997, 99
Reed, Howard	G	1905-08
Reed, Robert	WR	1993-94
Reed, W. D.		1902
Reedy, Howard	G	1915, 21
Reesing, Todd	QB	2006-09
Reeves, Michael	RB	1968
Reich, Gilbert	QB	1952
Reich, Richard (Capt.)	C/RB	1954-55
Reid, Nick (Capt.)	LB	2002-05
Reid, Robert	E	1963
Reid, Theodore	E/RB	1916, 19-20
Reiph, Ross	T	1940
Remsburg, Dale	E	1957-59
Remsburg, George	RB/T	1954-55
Renko, Steve	E	1938-39, 47
Renko, Steve	QB	1963-64
Respligle, Max	E	1936-38
Resby, Patrick	S	2007-08
Resnick, Carl	WR	1997
Reust, Andrew	DB	1975-76
Reynolds, Albert	E	1944
Reynolds, Michael	DE	2011, 13-14
Rhodes, Jayson	OL	2015-16
Rhule, Dan	T	1937-39
Ribordy, Mesa	OL	2016
Rice, William E.	RB	1903-04, 07-08
Richardson, Charles	C	1902
Richardson, Joseph	B	1936-37
Richardson, Josh	DE	2012
Richesson, Luke	DB	1993-96
Richmond, Shaquille	S	2016
Ricks, Ronald	DB	1976-77
Rideau, Brandon (Capt.)	WR	2001-04
Riegle, Warren (Capt.)	E	1943-44
Rieth, Rich	P	1986-87
Riggins, Franklin (Junior)	RB	1966-68
Riggins, Robert (John)	RB	1968-70
Riggins, William	RB	1972-73
Rinehart, William	RB	1949
Ringwood, Bruce	LB	2004
Rivera, Mike	LB	2005-08
Roach, Gregory	T	1979, 81
Roach, Steven	LB	1969-71
Robben, Robert	E	1962-64
Robben, Roger	FB	1988-91


Robbins, Roy	E	1915
Roberson, Akili	WR/QB	1997
Roberts, Alvin	TE	1976
Roberts, Clay	C	1952
Roberts, Cleve	OG	1995-96
Roberts, Gene	RB	1942
Roberts, Jay	E	1961-63
Roberts, Joe	RB	1942
Roberts, Marquis	LB	2015-16
Robertson, Jerry	QB	1951-52
Robinson, Bobby	RB	1956
Robinson, Delario	WR	1973
Robinson, Glenn	LB	2000-02
Robinson, Randolph	LB	1972
Robison, James	QB/RB	1943, 45-46
Rodgers, Jack	QB	1950-51
Rodgers, Keith	OLB	1992-95
Rodino, Brian	OL	1994
Rodriguez, Cesar	OT	2004-07
Roe, Quincy	DB	1998-01
Rogan, Pat	OLB	1990
Rogers, Jake	G	1903-04
Rogers, Marcus (Capt.)	LB	1998-2001
Rogers, Mike	TB	1984-87
Rogers, Myron	E/T	1954
Rohde, Theodore	RB	1954-56
Rohlf, Richard	G	1957-59
Rojas, Alonso	P	2008-10
Rooney, Shane	TE	1995-97
Root, Charles	T	1904-05
Rosalis, Gabe	OT	1999-2001
Ross, Errol	RB	1973-74
Ross, Roger	WR	2000-01
Ross, Zach	QB	2005
Rosser, Cameron	LB/DE	2014-16
Rossmann, Richard	RB/G	1951-52
Rost, Otto (Capt.)	G	1929-31
Roth, Gregory (Capt.)	G	1963-65
Rothrock, Irwin	RB	1893
Rouse, Carl (Capt.)	E	1904-07
Roux, Wallace	T	1944, 49
Roux, Dominic	WR	2003-06
Rowe, Caleb	DB	1976-77
Royal, Dean	P	1996-97
Royer, Jacob	G	1904
Royle, Claude	RB	1898-99
Ruble, Mirlie	RB	1916-18
Ruble, Roland	RB/G	1915, 19
Rubles, Calvin	CB	2009-10
Rucker, Richard	RB	1969-70
Rus, Darren	LB	2002-05
Rus, Steven	DE/DB	1972, 74
Russell, Charles		1904
Russell, Ernie	RB	1956
Russell, Harlan	QB	1913-15
Russell, Marion	RB	1902, 04
Russell, Thomas	T/G	1956-58
Rutz, Ben	QB	1995-96
Ryan, Martin (Capt.)	T/DE	1970-72

<b>S</b>		
Saathoff, Kenneth	E	1972-74
Sabatini, Frank	RB	1951-53
Salb, Karl	DT	1968-69
Samuel, Peda (Capt.)	WR	1986-88
Sanborn, Theodore	E/T	1923-25
Sandefur, Carl	E	1949-51
Sandefur, Edwin	T	1920
Sanders, Mark	RB	1993-96
Sanderson, John	RB	1896-97
Sandifer, Richard	QB	1953-54
Sands, Justin (Capt.)	OT	1999-2002
Sands, Tony	RB	1988-91
Satore, Karl	T	1963
Saulsbury, Hunter	OL	2016
Saunders, Seymour	C/G	1920-21
Sayers, Gale (Capt.)	RB	1962-64
Scanlan, John	G	1973-74
Scanlon, Timothy	DE	1969
Schaake, Elmer (Capt.)	B	1930-32
Schaake, Ralph	T/E	1939-41
Schaake, William (Capt.)	E	1949-51
Schadler, Ryan	RB	2015-16
Schenker, Kyle	LB	1987
Schermer, Jake	LB	2006-09
Schick, Doyle (Capt.)	RB	1958-60
Schimiz, John	E	1944
Schleicher, Jeffery	TE	1979-81
Schmidt, Bob	C	1997-2000
Schmidt, Charles	RB	1969-71
Schmidt, Bruce	C	1990-93
Schmidt, David (Capt.)	E	1945-48, 51
Schmidt, Edgar	RB	1927-29
Schmidt, George	RB/QB	1925, 27
Schmidt, Kregg	OL	2002
Schmidt, Walter	C	1956-58

Schmitz, Galen	DB/LB	1972-73
Schmitz, Leonard	DT/G	1974-75
Schneider, Dave	OG	1982
Schnellbacher, Otto (Capt.)	E	1942, 46-47
Schonewise, Quintin	T	1981, 83-84
Schopflin, Jack	T	1927-29
Schrant, John	T	1900
Schriner, Scott	TB	1986
Schroeder, Arthur	RB	1928
Schroeder, Herman	G	1928
Schroll, John	TE	1970-72
Schuler, Gordon	G	1982-83
Schumm, Jim	OT	1970-72
Schwab, James		1911
Schwartzburg, Dodge	PK	1984
Schweda, Brian	T	1962-64
Scott, Arthur	OT	1973-75
Scott, Mitchell	FB	2000-01
Scott, Robert	C	1902
Scott, Thomas	QB	1947
Scribner, William (Bucky)	P	1980-82
Seigel, John	T	1934-36
Semke, T.J.	DL/FB	2014-15
Sendish, Cassius (Capt.)	S	2013-14
Seurer Jr., Frank	S	2016
Seurer Sr., Frank	QB	1980, 82-83
Seymour, Brian	S	2005, 07
Shank, Albert	C	1974-76
Shanklin, Donald	RB	1966-68
Shanks, James	E/C	1963
Shannon, Joe	DE/LB	1971-72
Shannon, John	RB	1926-28
Shannon, Walter	RB	1923
Sharp, Jake	RB	2006-09
Sharp, Marc	QB	1975-76
Sharpe, Lamar	DE	1994, 96-97
Shaw, Tevin	S	2014-16
Shawger, Frederick	G	1966
Shazor, Carl	DB	2000
Sheats, Eddie	DE	1971-72
Shellenberger, William	RB	1893
Shelley-Smith, Jordan	OL	2014-16
Shenk, Henry	E	1926-27
Shepard, Alvin	E	1892-93
Shepherd, JaCorey	WR/CB	2011-14
Sheridan, Walter	C	1940, 42
Sherman, Adrian (Capt.)	RB	1890-91, 95
Sherwood, Eugene	RB	1942
Sherwood, Floyd	G	1927
Sherwood, Oscar	G	1927
Shields, Warren	LB/FB	1984, 86
Shinn, Earl	E	1916-17
Shinn, Michael (Capt.)	E/T	1962-63, 65
Shirk, Dave (Capt.)	B	1936-38
Shive, Edison		1944
Short, Theodore	B	1944
Shumaker, Jason	FB	2002
Sibbensen, James	G	1970
Sihlanick, Michael	G	1937-39
Silver, Lonsdale	RB	1898-99
Simecka, Bennie	C	1980, 82-84
Simmons, Darrin	P	1994-95
Simmons, Edward	LB	1980, 82-83
Simmons, Mark	WR	2002-05
Simmons, Shelton	CB	2003-04
Simmons, Victor	S/LB	2011-14
Simon, Loren	RB	1918-20
Simons, Dolph	G/P	1948-50
Simons, John	DB/RB	1951-52
Simpson, Ernest		1895-96, 98
Simpson, John		1894-96
Simpson, Lacey		1898
Simpson, Samuel	E/RB	1958-60
Sims, James	RB	2010-13
Sims Jr., Steven	WR	2015-16
Sizemore, Nick	FB	2011-13
Skahan, Robert	QB	1964-65
Skepnek, William	DT	1972-73
Sklar, Richard	G	1933-35
Slyter, Mark	OLB	1990
Small, Marvin	E	1946-47
Smay, Cecil	E	1929-30
Smay, Charles	T	1929-30
Smiley, Trent	TE	2011-12, 14
Smith, Alex	OT	2008, 10
Smith, Ashaundal	WR	1992-95
Smith,		



# CAPSULE HISTORY



## 1890 SHERMAN SCORES FIRST KU TOUCHDOWN

Kansas played its first official football game, losing to Baker University in Baldwin, Kan., 22-9. Right halfback A.F. Sherman scored KU's first touchdown on a punt return. An account of the game in the *Weekly University Courier* described Sherman's TD: "Hudson punted the ball down the field. Sherman managed to get the ball and made a phenomenal run for the first Kansas score ever made in football."

## 1912 KU DEFEATS MU IN FIRST HOMECOMING

Playing its first Homecoming game before a crowd of 9,000 fans at McCook Field, KU downed rival Missouri, 12-3. Jayhawk coach Arthur Mosse used a new offensive alignment, known as the "Minnesota Shift" to confuse the Tigers that afternoon.

## 1931 KU PLAYS HASKELL IN FIRST HOME NIGHT GAME

On a Friday night, Oct. 2, Kansas hosted the Haskell Indians in the first-ever home night game in Jayhawk football history. The concept for a night game came from KU athletics director Phog Allen, who was able to transport portable lights that were borrowed from Haskell Stadium (also in Lawrence) and put them in place at Memorial Stadium. In front of 11,000 fans, Haskell surprised KU with a 6-0 victory.

## 1899 KANSAS HAS FIRST PERFECT SEASON

In his only season as head coach at Kansas, Fielding H. Yost led the Jayhawks to a 10-0 record, which represents one of just two perfect seasons in the 123 years of football competition. KU outscored its opponents 280-37 and averaged 28 points per game. Yost, who later gained fame as head coach at Michigan, was inducted into the College Football Hall of Fame in 1951.

## 1920 PHOG ALLEN BUILDS A FOOTBALL STADIUM

Legendary KU basketball coach Phog Allen, in his only season as head football coach, rallied his team from a 20-0 halftime deficit to a 20-20 tie against Nebraska. Leading the team were senior quarterback Dutch Lonborg and halfback John Bunn, who were later inducted into the College Basketball Hall of Fame. Monday, students and faculty gathered to celebrate the comeback and more than \$200,000 was pledged over a three-day period to build a concrete stadium to replace McCook Field.

## 1947 EVANS & SCHNELLBACHER: FIRST TEAM ALL-AMERICANS

Led by KU's first two All-America selections - halfback Ray Evans and end Otto Schnellbacher - the Jayhawks finished the season with an 8-1-2 record, tied for first in the conference and capped the season by playing Georgia Tech in the 1948 Orange Bowl. It marked KU's first appearance in a postseason bowl game. Among the victories that season for head coach George Sauer was an 86-6 win against South Dakota State, which represents the most points a KU team has ever scored in a single game. KU finished the year ranked 12th in the final Associated Press poll.

## 1908 FIRST CONFERENCE CHAMPIONSHIP

The Jayhawks finished with a 9-0 record, outscoring their opponents 131-20, and claimed the school's first conference championship by finishing with a 4-0 record in the Missouri Valley Intercollegiate Conference.

## 1921 JAYHAWKS OPEN PLAY IN MEMORIAL STADIUM

In the first game in Memorial Stadium, the Jayhawks defeated Kansas State, 21-7, in front of 5,160 fans. When the stadium opened, the east and west side stands were completed with a capacity of 22,000. The final game of the 1921 season saw KU down Missouri, 15-9, before 15,480 fans.

## DR. JAMES NAISMITH & THE GAME OF FOOTBALL

The man credited with inventing the game of basketball - Dr. James Naismith (right) - also had a significant impact on the development of football. Naismith took a football and cut it lengthwise and placed it over his head to protect his ears as a football player at Springfield College. Thus, the first football helmet was invented.

Naismith was hired by the University of Kansas in 1898 as director of physical education on the recommendation of legendary football coach Amos Alonzo Stagg. He retired from active teaching in 1937 after 39 years as a member of the KU faculty.



Kt

Mj

Cs

O

R

Rb

## CAPSULE HISTORY

1960 JAYHAWKS UPSET  
A NO. 1-RANKED TEAM

The Jayhawks faced one of the most challenging schedules in school history, facing three teams (Syracuse, Iowa and Missouri) ranked No. 1 in the nation. KU lost early in the season to Syracuse (14-7) and Iowa (21-7), but the elite backfield combination of John Hadl, Curtis McClinton, Doyle Schick and Bert Coan helped lead the Jayhawks to a 23-7 upset win versus then No. 1-ranked Missouri. The win was later forfeited when it was determined that Coan had received a free plane ride to the College Football All-Star Game in Chicago from a KU alum.

1963 SAYERS SCAMPERS FOR  
NCAA RECORD

Hall of Fame halfback Gale Sayers put his name in the college football record book by breaking loose on a 99-yard run against Nebraska in Lincoln, the longest run from scrimmage at that time in NCAA history. Only four other backs (including KU's Eric Vann) have accomplished a run of that length in the history of college football.

1967 A COACHING STAFF  
OF EXCELLENCE

After finishing with a 5-5 record in his first season as head coach in 1967, Pepper Rodgers assembled one of the greatest coaching staffs in KU history to begin the 1968 season. The staff included several assistants who would later achieve fame as head coaches, including John Cooper (Tulsa, Arizona State and Ohio State), Dick Tomey (Arizona), Terry Donahue (UCLA), the late Dave McLain (Wisconsin) and Don Fambrough (Kansas). The staff also included Doug Weaver (former athletics director at Georgia Tech and Michigan State) and Larry Travis (former athletics director at Kansas State and Western Carolina).

1968 ROGERS TAKES KU TO  
ORANGE BOWL

Under the guidance of coach Pepper Rodgers, KU came within five points of an undefeated season and a victory in the Orange Bowl. The Jayhawks tied for first in the Big Eight and finished 9-2 with losses to Oklahoma (27-23) during the regular season and Penn State (15-14) in the Orange Bowl. Among the standouts were quarterback Bobby Douglass and fullback John Riggins.

## 1973 A CARDIAC SEASON

The Jayhawks experienced a cardiac season with six games decided by two points or less -- the most games decided by that margin in NCAA history. KU finished the year with a 7-4-1 record, winning three of those close encounters, and played North Carolina State in the Liberty Bowl.

## ED HARVEY &amp; HOMER FLOYD

## BREAKING BARRIERS

ED HARVEY became the first African-American to play football at Kansas, earning his "K" letter as a member of the 1893 Jayhawk team. Harvey's parents were born into slavery and later escaped Quantrill's Raid in Lawrence. They became share croppers and were able to put their three sons through college.

It was 62 years later when HOMER FLOYD, a standout at Massillon (Ohio) High School, broke the modern-day color barrier to play football at KU. Floyd enrolled at Kansas at the urging

of his high school coach, Chuck Mather, who served as the Jayhawk head coach from 1954-57.

Floyd, a team captain in 1958, started all 30 games of his career (1955-58) on offense and defense. He led the Jayhawks in rushing yardage all three years and earned all-conference honors as a senior. Floyd later played for the Edmonton Eskimos of the Canadian Football League and then served as executive director of the Pennsylvania Human Relations Commission.



ED HARVEY



HOMER FLOYD

1975 CROMWELL GUIDES  
KU TO UPSET OVER OU

Kansas defeated No. 2 Oklahoma in Norman, 23-3, to end the Sooners' 28-game winning streak and 37-game unbeaten string. Earlier in the season, quarterback Nolan Cromwell set a new NCAA record for rushing yards by quarterbacks with 294 yards on 28 carries in a 20-0 win against Oregon State.

1991 TUXEDO TONY RUSHES  
FOR 396 YARDS

Running back "Tuxedo" Tony Sands set an NCAA single-game record by rushing for 396 yards on 58 carries in a 53-29 win against Missouri in Lawrence. Sands was later named Offensive Player of the Year in the Big Eight Conference.

1992 FIRST BOWL WIN  
IN 31 YEARS

Head coach Glen Mason guided KU to its first bowl win in 31 years as the Jayhawks defeated Brigham Young, 23-10, in the 1992 Aloha Bowl. Led by defensive linemen Dana Stubblefield and Gilbert Brown, along with quarterback Chip Hilleary, KU finished the season with an 8-4 record and placed third in the Big Eight Conference.

1995 SURPRISE TEAM OF  
COLLEGE FOOTBALL

Picked to finish fifth in the Big Eight preseason polls, the Jayhawks were one of the surprise teams of college football with a 10-2 season and a win over UCLA in the Aloha Bowl. Along the way, KU defeated two ranked teams (Colorado and Oklahoma) on the road. The season ended with a twist of drama as head coach Glen Mason announced just prior to the bowl game that he was leaving after the UCLA encounter to become head coach at Georgia. Mason later changed his mind and stayed as head coach, informing his team on the morning of the Aloha Bowl. KU cruised to a 51-30 victory.

1997 KANSAS NABS  
500TH VICTORY

Terry Allen was on the sidelines for his second conference victory as head coach at KU and the school's 500th win in school history as the Jayhawks downed Oklahoma, 20-17.

2005 KU REACHES  
SECOND BOWL GAME  
IN THREE YEARS

Mark Mangino became the first head coach in KU history to lead his team to two bowl games in a three-year span as the team faced Houston in the Fort Worth Bowl. KU clobbered the Cougars, 42-13. Quarterback Jason Swanson was named the game's Most Outstanding Player.

2007 JAYHAWKS CLAIM  
BCS BOWL VICTORY

Consensus National Coach of the Year Mark Mangino guided the Jayhawks to arguably the greatest season in Kansas football history as the Jayhawks won a BCS Bowl (FedEx Orange Bowl), finished the year ranked seventh in the country for the second-highest ranking in school history, and posted a 12-1 record. Three Jayhawks-Aqib Talib, Anthony Collins and James McClinton-earned All-America honors as KU was the only team in the nation to rank in the top five in both scoring offense and scoring defense. The Jayhawks became the talk of the nation after running up 11- straight victories before suffering their first loss in a matchup with Missouri. KU entered that regular season finale ranked second in the country while the Tigers were listed third. Despite the loss, the Jayhawks were selected to play in a BCS game and finished the season with a victory against No. 5 Virginia Tech in the FedEx Orange Bowl.

2008 JAYHAWKS REACH CONSECUTIVE  
BOWL GAMES FOR  
FIRST TIME IN HISTORY

For the first time in school history Kansas played in bowl games in consecutive years as the 2008 Jayhawks won the 2008 Insight Bowl a season after claiming the 2008 Orange Bowl. KU's 20 combined wins in 2007 and 2008 were the most in school history as well.

# YEAR-BY-YEAR

## 1890 (1-2)

Captain: Howard Peairs

Nov. 22	at Baker	L	9-22
Nov. 27	at KC YMCA	L	10-18
Dec. 8	Baker	W	14-12

## E.M. HOPKINS

### 1 SEASON, 1891

7-0-1, .938

### 1891 (7-0-1)

Captain: John Kenzie

Oct. 31	vs. Missouri (at K.C.)	W	22-8
Nov. 17	at Washburn	W	32-10
Nov. 21	WASHBURN	W	38-10
Nov. 26	at KC YMCA	W	22-4
Nov. 28	at Baker	W	18-4
Dec. 5	vs. Iowa (at K.C.)	W	14-12
Dec. 17	BAKER	W	8-0
Dec. 22	vs. Washington (Mo.) (at K.C.)	T	6-6

## A.W. SHEPARD

### 2 SEASONS, 1892-93

9-6, .600

### 1892 (7-1)

Captain: John Kenzie

Oct. 15	at Denver AC	W	20-6
Oct. 20	BAKER	W	14-0
Oct. 28	WASHBURN	W	36-0
Nov. 1	*ILLINOIS	W	26-4
Nov. 5	vs. Iowa (at K.C.)	W	24-4
Nov. 12	at Nebraska	W	12-0
Nov. 19	at Baker	L	0-18
Nov. 26	vs. Missouri (at K.C.)	W	12-4

\*First game at McCook Field

### 1893 (2-5)

Captain: A.R. Champlin

Oct. 14	at Minnesota	L	6-12
Oct. 25	BAKER	L	12-14
Oct. 28	at Denver AC	L	10-24
Nov. 4	vs. Iowa (at K.C.)	W	35-24
Nov. 18	at Nebraska	W	18-0
Nov. 24	vs. Michigan (at K.C.)	L	0-22
Nov. 30	vs. Missouri (at K.C.)	L	4-12



1898 FOOTBALL TEAM

## HECTOR COWAN

### 3 SEASONS, 1894-96

15-7-1, .674

### 1894 (2-3-1)

Captain: O.K. Williamson

Oct. 14	DOANE	W	22-12
Oct. 28	OTTAWA	T	6-6
Nov. 3	at Iowa	L	14-18
Nov. 11	vs. Michigan (at K.C.)	L	12-22
Nov. 22	at Nebraska	L	6-12
Nov. 31	vs. Missouri (at K.C.)	W	18-12

### 1895 (6-1)

Captain: W.H. Piatt

Sept. 21	vs. Midland (at Atchison)	W	28-0
Oct. 5	MIDLAND	W	56-0
Oct. 11	at Emporia State	W	10-0
Nov. 2	IOWA	W	52-0
Nov. 9	vs. Doane (at K.C.)	W	32-0
Nov. 16	at Nebraska	W	8-4
Nov. 28	vs. Missouri (at K.C.)	L	6-10

### 1896 (7-3)

Captain: B.D. Hamill

Sept. 27	HASKELL	W	32-0
Oct. 4	ABILENE	W	6-0
Oct. 11	EMPORIA STATE	W	26-0
Oct. 18	at Denver AC	W	8-6
Oct. 25	at Iowa	L	0-6
Nov. 1	vs. KC Medical (at K.C.)	L	0-8
Nov. 8	NEBRASKA	W	18-4
Nov. 14	DOANE	W	16-4
Nov. 26	vs. Missouri (at K.C.)	W	30-0
Nov. 28	vs. Minnesota (at K.C.)	L	0-12

## WYLIE G. WOODRUFF

### 2 SEASONS, 1897-98

15-3, .833

### 1897 (8-2)

Captain: A.R. Kennedy

Oct. 6	vs. KC Medical (at K.C.)	W	22-8
Oct. 8	MIDLAND	W	40-0
Oct. 9	HASKELL	W	40-0
Oct. 16	WARRENSBURG	W	23-0
Oct. 23	at Glasco (Kan.)	W	23-0
Oct. 30	IOWA	W	56-0
Nov. 6	at St. Mary's	W	28-0
Nov. 13	at Nebraska	L	5-6
Nov. 20	vs. KC Medical (at K.C.)	L	0-2
Nov. 25	vs. Missouri (at K.C.)	W	16-0

### 1898 (7-1)

Captain: Arthur St. L. Mosse

Sept. 24	HASKELL	W	15-0
Oct. 5	vs. KC Medical (at K.C.)	W	6-0
Oct. 15	IOWA STATE	W	11-6
Oct. 22	at Warrensburg	W	33-0
Oct. 29	at Ainsworth Medical	W	40-0
Nov. 5	NEBRASKA	L	6-18
Nov. 12	KC MEDICAL	W	6-0
Nov. 24	vs. Missouri (at K.C.)	W	12-0

## FIELDING H. YOST

### 1 SEASON, 1899

10-0, 1.000

### 1899 (10-0)

Captain: Hubert Avery

Sept. 30	HASKELL	W	12-0
Oct. 7	WASHBURN	W	35-0
Oct. 14	OTTAWA	W	29-6
Oct. 21	DRAKE	W	29-5
Oct. 28	HASKELL	W	18-0
Nov. 4	at Ottawa	W	29-0
Nov. 11	at Emporia State	W	35-0
Nov. 18	at Nebraska	W	36-20
Nov. 25	WASHBURN	W	23-0
Nov. 30	vs. Missouri (at K.C.)	W	34-6

## CHARLES BOYNTON

### 1 SEASON, 1900

2-5-2, .333

### 1900 (2-5-2)

Captain: Charles Wilcox

Oct. 1	at Ottawa	W	6-0
Oct. 6	WASHBURN	L	0-24
Oct. 20	EMPORIA STATE	T	6-6
Oct. 27	at South Dakota	W	42-0
Nov. 3	vs. KC Medical (at K.C.)	L	15-23
Nov. 10	WASHBURN	L	0-29
Nov. 17	NEBRASKA	L	0-12
Nov. 21	at Emporia State	L	0-18
Nov. 29	vs. Missouri (at K.C.)	T	6-6

## JOHN OUTLAND

### 1 SEASON, 1901

3-5-2, .400

### 1901 (3-5-2)

Captain: Julian Jenkinson

Sept. 29	OTTAWA	L	5-16
Oct. 5	EMPORIA STATE	W	36-10
Oct. 14	at Kirksville Osteop.	W	17-6
Oct. 19	at Washburn	T	0-0
Oct. 26	at Wisconsin	L	0-50
Oct. 30	at Beloit	T	0-0
Nov. 9	HASKELL	L	5-18
Nov. 16	NEBRASKA	L	5-29
Nov. 23	TEXAS	W	12-0
Nov. 28	vs. Missouri (at K.C.)	L	12-18


## YEAR-BY-YEAR

ARTHUR  
CURTIS1 SEASON, 1902  
6-4, .600

## 1902 (6-4)

Captain: W.D. Vincent

Sept. 29	FAIRMONT (Wichita)	W	6-0
Oct. 4	KANSAS STATE	W	16-0
Oct. 11	WASHBURN	W	34-0
Oct. 18	KC MEDICAL	W	13-0
Oct. 25	at Wisconsin	L	0-38
Oct. 29	at Knox College	L	0-5
Nov. 8	at Nebraska	L	0-16
Nov. 5	HASKELL	L	5-24
Nov. 20	at Emporia State	W	17-5
Nov. 27	vs. Missouri (at K.C.)	W	17-5

HARRISON S.  
WEEKS1 SEASON, 1903  
6-3, .667

## 1903 (6-3)

Captain: Alpha Brumage

Sept. 28	COLLEGE OF EMPORIA	W	32-0
Oct. 3	KANSAS STATE	W	34-0
Oct. 10	EMPORIA STATE	W	12-0
Oct. 17	at Colorado	W	12-11
Oct. 24	HASKELL	L	6-12
Oct. 31	at Washburn	L	0-5
Nov. 7	OKLAHOMA	W	17-5
Nov. 14	NEBRASKA	L	0-6
Nov. 26	vs. Missouri (at K.C.)	W	5-0

A.R.  
KENNEDY7 SEASONS, 1904-10  
52-9-4, .83

## 1904 (8-1-1)

Captain: Albert Hicks

Sept. 24	COLLEGE OF EMPORIA	W	6-0
Oct. 1	EMPORIA STATE	W	34-0
Oct. 6	HASKELL	L	6-23
Oct. 15	COLORADO	T	6-6
Oct. 21	at Oklahoma	W	16-0
Oct. 29	at Washburn	W	5-0
Nov. 5	NOTRE DAME	W	24-5
Nov. 12	vs. Washington (Mo.) (at St. Louis)	W	12-0
Nov. 19	at Kansas State	W	41-4
Nov. 24	vs. Missouri (at K.C.)	W	29-0

## 1905 (10-1)

Captain: Arthur Poyer

Sept. 23	WILLIAM JEWELL	W	23-0
Oct. 4	COLLEGE OF EMPORIA	W	45-0
Oct. 7	at Arkansas	W	6-0
Oct. 9	at Drury	W	11-0
Oct. 14	at Emporia State	W	32-0
Oct. 21	OKLAHOMA	W	34-0
Oct. 28	vs. Colorado (at Denver)	L	0-15
Nov. 4	WASHINGTON (MO.)	W	21-0
Nov. 11	at Washburn	W	18-11
Nov. 25	KANSAS STATE	W	28-0
Nov. 30	vs. Missouri (at K.C.)	W	24-0

## 1906 (6-2-2)

Captain: Prentiss Donald

Sept. 22	WILLIAM JEWELL	W	18-0
Oct. 3	COLLEGE OF EMPORIA	W	25-0
Oct. 6	ST. MARY'S	W	18-0
Oct. 13	ARKANSAS	W	35-7
Oct. 20	OKLAHOMA	W	16-0
Nov. 3	at Saint Louis	L	2-34
Nov. 10	at Washburn	T	0-0
Nov. 17	*at Nebraska	W	8-6
Nov. 24	at Kansas State	L	4-6
Nov. 29	vs. Missouri (at K.C.)	T	0-0

\*KU's 100th victory

MISSOURI VALLEY INTERCOLLEGIATE  
ATHLETIC ASSOCIATION

1907-28

## 1907 (5-3, 1-1) MVC: 3RD

Captain: Carl Rouse

Oct. 5	WILLIAM JEWELL	W	38-0
Oct. 12	ST. MARY'S	W	14-2
Oct. 19	at Oklahoma	W	15-0
Oct. 26	KANSAS STATE	W	29-10
Nov. 2	at Washburn	L	5-12
Nov. 9	NEBRASKA	L	6-16
Nov. 16	at St. Louis	L	0-17
Nov. 28	vs.*Missouri (at St. Joseph)	W	4-0

\*KU's first conference victory

## 1908 (9-0, 4-0) MVC: \*1ST

Captain: G.T. Crowell

Sept. 26	EMPORIA STATE	W	11-0
Oct. 3	ST. MARY'S	W	24-0
Oct. 10	KANSAS STATE	W	12-6
Oct. 17	OKLAHOMA	W	11-0
Oct. 24	WASHINGTON (MO.)	W	10-0
Nov. 7	WASHBURN	W	23-0
Nov. 14	at Nebraska	W	20-5
Nov. 21	at Iowa	W	10-5
Nov. 26	vs. Missouri (at K.C.)	W	10-4

\*KU's first conference championship

## 1909 (8-1, 3-1) MVC: 2ND


Captain: Carl Pleasant

Sept. 25	EMPORIA STATE	W	55-0
Oct. 2	ST. MARY'S	W	29-0
Oct. 9	OKLAHOMA	W	11-0
Oct. 16	at Kansas State	W	5-3
Oct. 23	WASHINGTON (MO.)	W	23-0
Oct. 30	at Washburn	W	17-0
Nov. 6	at Nebraska	W	6-0
Nov. 20	IOWA	W	20-7
Nov. 26	vs. Missouri (at K.C.)	L	6-12

## 1910 (6-1-1, 1-1-1) MVC: 5TH

Captain: Tommy Johnson

Oct. 1	OTTAWA	W	11-0
Oct. 8	ST. MARY'S	W	9-5
Oct. 15	BAKER	W	21-0
Oct. 22	at Drake	W	6-0
Oct. 29	WASHBURN	W	21-6
Nov. 5	NEBRASKA	L	0-6
Nov. 12	at Oklahoma	W	2-0
Nov. 24	vs. Missouri (at K.C.)	T	5-5


RALPH W.  
SHERWIN1 SEASON, 1911  
4-2-2, .625

## 1911 (4-2-2, 1-1-1) MVC: 3RD

Captain: Earl Ammons

Oct. 7	BAKER	T	0-0
Oct. 14	ST. MARY'S	W	47-0
Oct. 21	at Kansas State	W	6-0
Oct. 28	DRAKE	W	11-3
Nov. 4	at Washburn	W	14-6
Nov. 11	OKLAHOMA	L	0-3
Nov. 18	NEBRASKA	L	0-29
Nov. 23	*MISSOURI	T	3-3

\*First KU-MU game played on campus

ARTHUR  
MOSSE2 SEASONS, 1912-13  
9-7, .563

## 1912 (4-4, 1-2) MVC: 5TH

Captain: Howard Brownlee

Oct. 5	ST. MARY'S	W	62-0
Oct. 12	WARRENSBURG	W	27-0
Oct. 19	at Drake	L	0-6
Oct. 26	KANSAS STATE	W	19-6
Nov. 2	OKLAHOMA	L	5-6
Nov. 9	at Washburn	L	0-10
Nov. 16	at Nebraska	L	3-14
Nov. 23	*MISSOURI (HC)	W	12-3

\*KU's first homecoming game

## 1913 (5-3, 3-2) MVC: 3RD

Captain: William Weidlein

Oct. 4	WILLIAM JEWELL	W	7-0
Oct. 11	WASHINGTON (MO.)	W	55-7
Oct. 18	DRAKE	W	11-0
Oct. 25	at Kansas State	W	26-0
Nov. 1	at Oklahoma	L	7-21
Nov. 8	WASHBURN	W	14-0
Nov. 15	NEBRASKA (HC)	L	0-9
Nov. 22	at Missouri	L	0-3

## YEAR-BY-YEAR



1914 FOOTBALL TEAM

H.M.  
WHEATON1 SEASON, 1914  
5-2-1, .688

1914 (5-2-1, 2-2) MVC: 4TH

Captain: John Detwiler

Oct. 3	WILLIAM JEWELL	W	48-2
Oct. 10	COLLEGE OF EMPORIA	W	7-0
Oct. 17	at Drake	W	32-7
Oct. 26	KANSAS STATE	W	27-0
Oct. 31	OKLAHOMA	T	16-16
Nov. 7	at Washburn	W	20-14
Nov. 14	at Nebraska	L	0-35
Nov. 21	MISSOURI	L	7-10

HERMAN  
OLCOTT3 SEASONS, 1915-17  
16-7-1, .688

1915 (6-2, 3-1) MVC: 2ND

Captain: D.S. James

Oct. 2	WILLIAM JEWELL	W	20-0
Oct. 9	EMPORIA STATE	W	21-3
Oct. 16	DRAKE	W	30-7
Oct. 23	at Kansas State	W	19-7
Oct. 30	at Oklahoma	L	14-23
Nov. 6	WASHBURN	W	41-0
Nov. 13	NEBRASKA (HC)	L	0-33
Nov. 27	at Missouri	W	8-6

1916 (4-3-1, 1-2-1) MVC: 5TH

Captain: Adrian Lindsey

Sept. 30	EMPORIA STATE	W	13-0
Oct. 7	at Illinois	L	0-30
Oct. 14	at Iowa State	L	0-13
Oct. 28	KANSAS STATE	T	0-0
Nov. 4	OKLAHOMA	W	21-13
Nov. 11	at Washburn	W	27-0
Nov. 18	*at Nebraska	W	7-3
Nov. 30	MISSOURI (HC)	L	0-13

\*Victory ended Nebraska's 34-game unbeaten string

1917 (6-2, 3-1) MVC: T-3RD

Captain: Harry Neilson

Oct. 6	at Illinois	L	0-22
Oct. 13	EMPORIA STATE	W	33-0
Oct. 20	WASHBURN	W	34-2
Oct. 27	IOWA STATE	W	7-0
Nov. 3	at Kansas State	W	9-0
Nov. 10	at Oklahoma	W	13-6
Nov. 17	NEBRASKA (HC)	L	3-13
Nov. 29	MISSOURI	W	27-3

JAY  
BOND1 SEASON, 1918  
2-2, .500

\*1918 (2-2) MVC: NO STANDINGS

Captain: Lewis Foster

Nov. 9	OKLAHOMA	L	0-33
Nov. 16	at Nebraska	L	0-20
Nov. 23	BAKER	W	20-6
Nov. 28	KANSAS STATE	W	13-7

\*Season shortened due to campus-wide influenza outbreak

LEON  
McCARTY1 SEASON, 1919  
3-2-3, .563

1919 (3-2-3, 1-1-1) MVC: 4TH

Captain: Howard Laslett

Oct. 4	PITTSBURG STATE	W	42-0
Oct. 11	EMPORIA STATE	W	14-0
Oct. 18	at Washburn	T	0-0
Oct. 25	at Iowa State	T	0-0
Nov. 1	KANSAS STATE	W	16-3
Nov. 8	OKLAHOMA	T	0-0
Nov. 15	at Nebraska	L	7-19
Nov. 29	MISSOURI (HC)	L	6-13



COACH ALLEN AND ASSISTANTS

FORREST C.  
ALLEN1 SEASON, 1920  
5-2-1, .688

1920 (5-2-1, 3-2) MVC: T-3RD

Captain: George Nettels

Oct. 2	EMPORIA STATE	W	47-0
Oct. 9	WASHBURN	W	6-0
Oct. 16	DRAKE	W	7-3
Oct. 23	IOWA STATE	W	7-0
Oct. 30	at Kansas State	W	14-0
Nov. 6	at Oklahoma	L	9-21
Nov. 13	*NEBRASKA	T	20-20
Nov. 27	at Missouri	L	7-16

\*Last game at McCook Field

POTSY  
CLARK5 SEASONS, 1921-25  
16-17-6, .487

1921 (4-3, 3-3) MVC: 5TH

Captain: Paul Jones

Oct. 1	at Washburn	W	28-7
Oct. 15	DRAKE	L	7-15
Oct. 22	at Iowa State	W	14-7
Oct. 29	*KANSAS STATE	W	21-7
Nov. 5	at Oklahoma	L	7-24
Nov. 12	at Nebraska	L	0-28
Nov. 24	MISSOURI (HC)	W	15-9

\*First game in Memorial Stadium

1922 (3-4-1, 1-3-1) MVC: 8TH

Captain: Severt Higgins

Oct. 7	at Army	L	0-13
Oct. 14	at Drake	L	0-6
Oct. 21	WASHBURN	W	32-3
Oct. 28	at Kansas State	T	7-7
Nov. 4	OKLAHOMA	W	19-3
Nov. 11	*NEBRASKA (HC)	L	0-28
Nov. 18	COLORADO	W	39-6
Nov. 30	at Missouri	L	7-9

\*Official dedication of Memorial Stadium

1923 (5-0-3, 3-0-3) MVC: 3RD

Captain: Charles Black

Oct. 6	CREIGHTON	W	6-0
Oct. 13	OKLAHOMA STATE	W	9-0
Oct. 20	at Nebraska	T	0-0
Oct. 27	KANSAS STATE	T	0-0
Nov. 3	at Oklahoma	W	7-3
Nov. 10	*WASHINGTON (MO.)	W	83-0
Nov. 17	DRAKE	W	17-0
Nov. 29	MISSOURI (HC)	T	3-3

\*Largest victory margin in school history

1924 (2-5-1, 2-4-1) MVC: 7TH

Captain: Harold Burt

Oct. 4	OKLAHOMA STATE	L	0-3
Oct. 11	IOWA STATE	L	10-13
Oct. 18	at Kansas State	L	0-6
Oct. 25	NEBRASKA (HC)	L	7-14
Nov. 1	at Washington (Mo.)	W	48-0
Nov. 8	at Drake	T	6-6
Nov. 15	OKLAHOMA	W	20-0
Nov. 27	at Missouri	L	0-14

1925 (2-5-1, 2-5-1) MVC: 8TH

Captain: Reginald Smith

Oct. 3	OKLAHOMA STATE	W	13-3
Oct. 10	at Iowa State	L	0-20
Oct. 17	KANSAS STATE	L	7-14
Oct. 24	at Nebraska	L	0-14
Oct. 31	DRAKE	L	0-7
Nov. 7	at Oklahoma	T	0-0
Nov. 14	at Grinnell	L	0-3
Nov. 21	MISSOURI (HC)	W	10-7

## YEAR-BY-YEAR

FRANKLIN  
CAPPON2 SEASONS, 1926-27  
5-10-1, .344

## 1926 (2-6, 1-5) MVC: 9TH

Captain: Harold Zuber

Oct. 2	WASHBURN	W	14-6
Oct. 9	at Wisconsin	L	0-13
Oct. 16	at Kansas State	L	0-27
Oct. 23	NEBRASKA (HC)	L	3-20
Oct. 30	at Drake	L	0-13
Nov. 6	GRINNELL	L	7-32
Nov. 11	OKLAHOMA	W	10-9
Nov. 20	at Missouri	L	0-15

## \*1927 (3-4-1, 3-3-1) MVC: 5TH

Captain: Barrett Hamilton

Oct. 1	at Grinnell	W	19-0
Oct. 8	WISCONSIN	L	6-26
Oct. 15	KANSAS STATE	L	2-13
Oct. 22	WASHINGTON (MO.)	T	21-21
Oct. 29	DRAKE	W	7-6
Nov. 5	at Nebraska	L	13-47
Nov. 12	at Oklahoma	L	7-26
Nov. 19	MISSOURI (HC)	W	14-7

\*Memorial Stadium capacity increased to 35,000 (North Bowl)

BILL  
HARGISS5 SEASONS, 1928-32  
22-18-2, .538

## 1928 (2-4-2, 1-3-1) MVC: 5TH

Captain: Harold Hauser

Oct. 6	GRINNELL	W	14-0
Oct. 13	at Washington (Mo.)	T	7-7
Oct. 20	at Kansas State	W	7-0
Oct. 27	IOWA STATE	T	0-0
Nov. 3	NEBRASKA (HC)	L	0-20
Nov. 10	at Marquette	L	0-7
Nov. 17	OKLAHOMA	L	0-7
Nov. 24	at Missouri	L	6-25

## BIG SIX CONFERENCE

1929-47

## 1929 (4-4, 2-3) BIG SIX: 5TH

Captain: Steward Lyman

Oct. 5	at Illinois	L	0-25
Oct. 12	EMPORIA STATE	W	38-0
Oct. 19	KANSAS STATE	L	0-6
Oct. 26	at Iowa State	W	33-0
Nov. 2	at Nebraska	L	6-12
Nov. 9	at Oklahoma	W	7-0
Nov. 16	WASHINGTON (MO.)	W	13-0
Nov. 23	MISSOURI (HC)	L	0-7

## 1930 (6-2, 4-1) BIG SIX: 1ST

Captain: Charles Smoot

Oct. 4	*at Creighton (Nt.)	W	26-0
Oct. 10	at Haskell (Nt.)	W	33-7
Oct. 18	at Kansas State	W	14-0
Oct. 25	IOWA STATE	W	20-6
Nov. 1	at Pennsylvania	L	6-21
Nov. 8	NEBRASKA (HC)	L	0-16
Nov. 15	OKLAHOMA	W	13-0
Nov. 22	at Missouri	W	22-0

\*First night game in school history

## 1931 (5-5, 1-3) BIG SIX: 4TH

Captain: Otto Rost

Sept. 26	COLORADO STATE	W	27-6
Oct. 2	*HASKELL (Nt.)	L	0-6
Oct. 10	JAMES MILLIKEN	W	30-0
Oct. 17	KANSAS STATE	L	0-13
Oct. 24	at Nebraska	L	0-6
Oct. 31	OKLAHOMA STATE	L	7-13
Nov. 7	at Oklahoma	L	0-10
Nov. 14	at Washington (Mo.)	W	28-0
Nov. 21	MISSOURI (HC)	W	14-0
Dec. 5	at Washburn	W	6-0

\*First night game at Memorial Stadium

## 1932 (5-3, 3-2) BIG SIX: T-2ND

Coaches: Bill Hargiss, \*Ad Lindsey

Sept. 30	at Denver (Nt.)	W	13-12
Oct. 8	OKLAHOMA	L	6-21
Oct. 15	at Iowa State	W	26-0
Oct. 22	NEBRASKA (HC)	L	6-20
Oct. 28	at Saint Louis (Nt.)	W	6-0
Nov. 5	NOTRE DAME	L	6-24
Nov. 12	at Missouri	W	7-0
Nov. 19	at Kansas State	W	19-0

\*Ad Lindsey became head coach with Iowa State game

AD  
LINDSEY6 SEASONS, 1933-38  
23-30-8, .443

## 1933 (5-4-1, 2-3) BIG SIX: 4TH

Captain: Ormand Beach

Sept. 23	WARRENSBURG	W	34-0
Sept. 30	at Creighton (Nt.)	W	14-0
Oct. 7	at Notre Dame	T	0-0
Oct. 21	at Tulsa	L	0-7
Oct. 28	KANSAS STATE	L	0-6
Nov. 4	at Oklahoma	L	0-20
Nov. 11	at Nebraska	L	0-12
Nov. 18	IOWA STATE	W	20-6
Nov. 30	MISSOURI (HC)	W	27-0
Dec. 2	at George Washington	W	7-0

## 1934 (3-4-3, 1-2-2) BIG SIX: 4TH

Captain: Ole Nesmith

Sept. 29	COLORADO	T	0-0
Oct. 6	at Tulsa	L	0-7
Oct. 13	ST. BENEDICT'S	W	34-12
Oct. 20	at Kansas State	L	0-13
Oct. 27	OKLAHOMA	T	7-7
Nov. 3	at Iowa State	T	0-0
Nov. 10	at Washington (Mo.)	W	13-0
Nov. 17	NEBRASKA	L	0-3
Nov. 24	MICHIGAN STATE	L	0-6
Nov. 29	at Missouri	W	20-0

## 1935 (4-4-1, 2-2-1) BIG SIX: 3RD

Captain: John Peterson

Sept. 28	at Notre Dame	L	7-28
Oct. 5	ST. BENEDICT'S	W	42-0
Oct. 12	at Michigan State	L	0-42
Oct. 26	KANSAS STATE	W	9-2
Nov. 2	at Oklahoma	W	7-0
Nov. 9	at Nebraska	L	13-19
Nov. 16	at Colorado	W	12-6
Nov. 23	IOWA STATE	L	12-21
Nov. 28	MISSOURI (HC)	T	0-0

## 1936 (1-6-1, 0-5) BIG SIX: 6TH

Captain: Wade Green

Oct. 3	WASHBURN	W	19-6
Oct. 10	at Iowa State	L	7-21
Oct. 17	OKLAHOMA	L	0-14
Oct. 24	at Kansas State	L	6-26
Oct. 31	ARIZONA	T	0-0
Nov. 7	NEBRASKA (8) (HC)	L	0-26
Nov. 14	MICHIGAN STATE	L	0-41
Nov. 26	at Missouri	L	3-19

## 1937 (3-4-2, 2-1-2) BIG SIX: 3RD

Captain: George Stapleton

Oct. 1	at Washburn (Nt.)	W	25-2
Oct. 9	at Wichita	L	7-18
Oct. 16	IOWA STATE	W	14-6
Oct. 23	at Oklahoma	W	6-3
Oct. 30	at Michigan State	L	0-16
Nov. 6	at Nebraska (6)	T	13-13
Nov. 13	KANSAS STATE	L	0-7
Nov. 20	at Arizona	L	7-9
Nov. 25	MISSOURI (HC)	T	0-0

## 1938 (3-6, 1-4) BIG SIX: 6TH

Captain: Dave Shirk

Sept. 24	TEXAS	W	19-18
Oct. 1	at Notre Dame	L	0-52
Oct. 8	WASHBURN	W	58-14
Oct. 15	OKLAHOMA	L	0-19
Oct. 22	at Iowa State	L	7-21
Oct. 29	at Kansas State	W	27-7
Nov. 5	NEBRASKA (HC)	L	7-16
Nov. 12	at George Washington	L	7-9
Nov. 25	at Missouri	L	7-13

GWINN  
HENRY4 SEASONS, 1939-42  
9-27, .252

## 1939 (2-6, 1-4) BIG SIX: T-4TH

Captain: Milt Sullivant

Sept. 29	at Drake (Nt.)	L	6-12
Oct. 7	IOWA STATE	W	14-0
Oct. 14	at Colorado State	W	7-0
Oct. 21	at Oklahoma (3)	L	7-27
Nov. 3	KANSAS STATE	L	6-27
Nov. 11	at Nebraska	L	0-7
Nov. 18	GEORGE WASHINGTON	L	7-14
Nov. 25	MISSOURI (10) (HC)	L	0-20



## YEAR-BY-YEAR

## 1940 (2-7, 0-5) BIG SIX: 6TH

Captain: Don Pierce

Oct. 5	at Iowa State	L	0-7
Oct. 12	DRAKE	W	20-6
Oct. 19	NEBRASKA	L	2-53
Oct. 26	at Kansas State	L	0-20
Nov. 1	at Villanova (Nt.)	L	7-33
Nov. 9	OKLAHOMA (HC)	L	0-13
Nov. 16	at George Washington	L	0-6
Nov. 21	at Missouri	L	20-45
Nov. 28	COLORADO STATE	W	26-0

## 1941 (3-6, 2-3) BIG SIX: 4TH

Captain: Hub Ulrich

Sept. 26	at Temple (Nt.)	L	9-31
Oct. 4	WASHINGTON (MO.)	W	19-6
Oct. 11	at Nebraska	L	0-32
Oct. 18	at Marquette (Nt.)	L	7-33
Oct. 25	IOWA STATE	W	13-0
Nov. 1	at Oklahoma	L	0-38
Nov. 8	at West Virginia	L	0-21
Nov. 15	KANSAS STATE	W	20-16
Nov. 22	MISSOURI (18) (HC)	L	6-45

## 1942 (2-8, 1-4) BIG SIX: T-5TH

Captain: None elected

Sept. 19	IOWA NAVY PRE-FLIGHT	L	0-61
Sept. 26	MARQUETTE	L	0-14
Oct. 2	at Denver (Nt.)	L	0-17
Oct. 10	at TCU	L	6-41
Oct. 17	OKLAHOMA	L	0-25
Oct. 24	at Kansas State	W	19-7
Oct. 31	NEBRASKA (HC)	L	7-14
Nov. 7	WASHINGTON (MO.)	W	19-7
Nov. 14	at Iowa State	L	13-20
Nov. 26	at Missouri	L	13-42

HENRY  
SHENK

3 SEASONS, 1943-45

11-16-3, 417



## 1943 (4-5-1, 2-3) BIG SIX: T-4TH

Captain: George Dick

Sept. 24	at Washburn (Nt.)	T	0-0
Oct. 1	at Denver (Nt.)	L	6-19
Oct. 9	IOWA STATE	L	6-13
Oct. 16	WASHBURN	W	13-0
Oct. 23	at Nebraska	L	6-7
Oct. 30	KANSAS STATE	W	25-2
Nov. 6	at Oklahoma	L	13-26
Nov. 13	WARRENSBURG	W	13-12
Nov. 20	MISSOURI (HC)	W	7-6
Nov. 25	at Ft. Riley	L	7-22

## 1944 (3-6-1, 1-4) BIG SIX: T-5TH

Captain: Warren Riegler

Sept. 15	WASHBURN (Nt.)	W	47-0
Sept. 23	vs. TCU (Nt.) (at K.C.)	L	0-7
Sept. 29	at Denver (Nt.)	T	14-14
Oct. 7	at Tulsa (Nt.)	L	0-27
Oct. 14	at Iowa State	L	0-25
Oct. 21	NEBRASKA (HC)	W	20-0
Nov. 4	OLATHE NAVY	W	33-14
Nov. 11	at Kansas State	L	14-18
Nov. 18	OKLAHOMA	L	0-20
Nov. 23	MISSOURI	L	0-28

## 1945 (4-5-1, 1-3-1) BIG SIX: 5TH

Captain: Dave Schmidt

Sept. 22	vs. TCU (Nt.) (at K.C.)	L	0-18
Sept. 28	at Denver (Nt.)	W	20-19
Oct. 6	*IOWA STATE	T	13-13
Oct. 12	WASHBURN (Nt.)	W	34-0
Oct. 20	at Oklahoma	L	7-39
Oct. 27	at Wichita	W	13-0
Nov. 3	at Nebraska	L	13-27
Nov. 10	at Marquette	L	0-26
Nov. 17	KANSAS STATE (HC)	W	27-0
Nov. 24	MISSOURI (16)	L	12-33

\*100th game in Memorial Stadium

GEORGE  
SAUER

2 SEASONS, 1946-47

15-3-3, 786



## 1946 (7-2-1, 4-1) BIG SIX: T-1ST

Captain: Ray Evans

Sept. 21	TCU (Nt.) (at K.C.)	T	0-0
Sept. 27	at Denver (Nt.)	W	21-13
Oct. 5	WICHITA	W	14-7
Oct. 12	at Iowa State	W	24-8
Oct. 19	NEBRASKA (HC)	L	14-16
Oct. 26	at Tulsa	L	0-56
Nov. 2	OKLAHOMA STATE	W	14-13
Nov. 9	OKLAHOMA (16)	W	16-13
Nov. 16	at Kansas State	W	34-0
Nov. 28	at Missouri	W	20-19

## 1947 (8-1-2, 4-0-1) BIG SIX: T-1ST

Captains: Otto Schnellbacher, Don Fambrough

Final Ranking: 12th (AP)

Sept. 20	vs. TCU (Nt.) (at K.C.)	T	0-0
Sept. 26	at Denver (Nt.)	W	9-0
Oct. 4	IOWA STATE	W	27-7
Oct. 11	SOUTH DAKOTA STATE	W	86-6
Oct. 18	at Oklahoma	T	13-13
Nov. 1	*KANSAS STATE	W	55-0
Nov. 8	at Nebraska	W	13-7
Nov. 15	at Oklahoma State	W	13-7
Nov. 22	(17) MISSOURI (HC)	W	20-14
Nov. 29	(13) at Arizona (Nt.)	W	54-28
Jan. 1	#(13) vs. Georgia Tech (10) (Orange Bowl at Miami, Fla.)	L	14-20

\*Largest conference victory in school history

#First bowl game

J.V.  
SIKES6 SEASONS, 1948-53  
35-25, .583

## BIG SEVEN CONFERENCE

1948-56

## 1948 (7-3, 4-2) BIG SEVEN: 3RD

Captains: Hugh Johnson, Frank Pattee

Sept. 18	TCU	L	13-14	26,000
Sept. 24	at Denver (Nt.)	W	40-0	25,070
Oct. 2	#COLORADO	W	40-7	21,000
Oct. 9	*at Iowa State	W	20-7	11,959
Oct. 15	at George Washington (Nt.)	W	12-0	13,814
Oct. 23	NEBRASKA (HC)	W	27-7	36,500
Oct. 30	OKLAHOMA STATE	W	13-7	23,957
Nov. 13	at Kansas State	W	20-14	18,000
Nov. 20	OKLAHOMA (8)	L	7-60	39,000
Nov. 25	at Missouri	L	7-21	32,000

#First Big Seven Conference game

\*500th game in school history

## 1949 (5-5, 2-4) BIG SEVEN: 5TH

Captains: Forrest Griffith, Dick Tomlinson

Sept. 17	TCU	L	0-28	32,000
Sept. 24	at Colorado	L	12-13	22,095
Oct. 1	IOWA STATE	L	6-19	20,000
Oct. 8	GEORGE WASHINGTON	W	21-14	18,000
Oct. 15	at Oklahoma	L	26-48	37,000
Oct. 22	at Oklahoma State	W	55-14	26,000
Oct. 29	KANSAS STATE	W	38-0	33,500
Nov. 5	at Nebraska	W	27-13	36,500
Nov. 19	MISSOURI (HC)	L	28-34	40,500
Nov. 26	at Arizona (Nt.)	W	46-0	14,105

## 1950 (6-4, 3-3) BIG SEVEN: 4TH

Captains: John Amberg, Mike McCormack

Sept. 23	TCU	L	7-14	32,000
Sept. 29	at Denver (Nt.)	W	16-6	14,218
Oct. 7	COLORADO	W	27-21	24,000
Oct. 14	at Iowa State	W	33-21	17,392
Oct. 21	OKLAHOMA STATE	W	40-7	22,500
Oct. 28	NEBRASKA (HC)	L	26-33	39,000
Nov. 4	at Utah	W	39-26	13,000
Nov. 11	(19) OKLAHOMA (3)	L	13-33	39,000
Nov. 18	at Kansas State	W	47-7	18,000
Nov. 23	at Missouri	L	6-20	18,000

## 1951 (8-2, 4-2) BIG SEVEN: 3RD

Captains: Bill Schaake, Aubrey Linville

Final Ranking: 20th (UPI)

Sept. 22	at TCU (Nt.)	W	27-13	28,000
Sept. 29	IOWA STATE	W	53-33	25,000
Oct. 6	(20) at Colorado	L	27-35	29,367
Oct. 13	UTAH	W	26-7	20,000
Oct. 20	at Oklahoma	L	21-33	50,000
Oct. 27	KANSAS STATE	W	33-14	20,000
Nov. 3	at Nebraska	W	27-7	34,000
Nov. 10	LOYOLA (CALIF.)	W	34-26	18,000
Nov. 17	at Oklahoma State	W	27-12	17,000
Dec. 1	MISSOURI (HC)	W	41-28	35,000

## YEAR-BY-YEAR

## 1952 (7-3, 3-3) BIG SEVEN: 5TH

Captains: Charlie Hoag, Oliver Spencer

Sept. 20	*(17) TCU	W	13-0	25,000
Sept. 27	(17) SANTA CLARA	W	21-9	22,000
Oct. 4	(9) COLORADO	W	21-12	---
Oct. 11	(9) at Iowa State	W	43-0	10,101
Oct. 18	(8) OKLAHOMA (6)	L	20-42	40,000
Oct. 25	(15) at SMU	W	26-0	33,000
Nov. 1	(9) at Kansas State	W	26-6	16,500
Nov. 8	(7) NEBRASKA (HC)	L	13-14	33,500
Nov. 15	(19) OKLAHOMA STATE	W	12-7	20,000
Nov. 22	(18) at Missouri	L	19-20	26,000

\*First nationally televised game (NBC)

## 1953 (2-8, 2-4) BIG SEVEN: T-4TH


Captains: Morris Kay, Bob Hantla

Sept. 19	at TCU (Nt.)	L	0-13	26,000
Sept. 25	at UCLA (4) (Nt.)	L	7-19	43,000
Oct. 3	IOWA STATE	W	23-0	20,000
Oct. 10	at Colorado	W	27-21	24,300
Oct. 17	at Oklahoma	L	0-45	42,500
Oct. 24	SMU	L	6-14	29,000
Oct. 31	at Nebraska	L	0-9	33,000
Nov. 7	KANSAS STATE	L	0-7	25,000
Nov. 14	OKLAHOMA STATE	L	14-41	17,000
Nov. 21	MISSOURI (HC)	L	6-10	34,000

CHUCK  
MATHER

4 SEASONS, 1954-57

11-26-3, .313



## 1954 (0-10, 0-6) BIG SEVEN: 7TH

Captain: Bud Bixler

Sept. 18	TCU	L	6-27	---
Sept. 25	UCLA (8)	L	7-32	22,000
Oct. 2	COLORADO	L	0-27	24,000
Oct. 9	at Iowa State	L	6-33	10,000
Oct. 16	OKLAHOMA (1)	L	0-65	29,000
Oct. 23	at SMU	L	18-36	20,000
Oct. 30	at Kansas State	L	6-28	21,000
Nov. 6	NEBRASKA (20)	L	20-41	10,000
Nov. 13	at Oklahoma State	L	12-47	10,000
Nov. 20	MISSOURI (HC)	L	18-41	29,000

## 1955 (3-6-1, 1-4-1) BIG SEVEN: T-5TH

Captains: Ralph Moody, Dick Reich

Sept. 17	at TCU (Nt.)	L	14-47	25,000
Sept. 24	WASHINGTON STATE	W	13-0	19,000
Oct. 1	at Colorado	L	0-12	22,500
Oct. 8	IOWA STATE	T	7-7	20,000
Oct. 15	at Oklahoma (3)	L	6-44	43,000
Oct. 22	SMU	L	14-33	20,000
Oct. 29	at Nebraska	L	14-19	31,000
Nov. 5	KANSAS STATE	L	0-46	26,000
Nov. 12	OKLAHOMA STATE	W	12-7	12,000
Nov. 19	MISSOURI (HC)	W	13-7	30,000

## 1956 (3-6-1, 2-4) BIG SEVEN: T-5TH

Captain: Galen Wahlmeier

Sept. 22	TCU	L	0-32	28,000
Sept. 29	COLLEGE OF PACIFIC	T	27-27	17,000
Oct. 6	COLORADO	L	25-26	20,000
Oct. 13	at Iowa State	W	25-14	10,000
Oct. 20	OKLAHOMA (1)	L	12-34	31,000
Oct. 26	at Oklahoma State	W	21-13	14,000
Nov. 3	at Kansas State	W	20-15	19,000
Nov. 10	NEBRASKA (HC)	L	20-26	28,000
Nov. 17	at UCLA	L	0-13	21,913
Dec. 1	at Missouri	L	13-15	28,002

## BIG EIGHT CONFERENCE

1957-95

## 1957 (5-4-1, 4-2) BIG EIGHT: 2ND

Captains: Lynn McCarthy, Wally Strauch, Bob Kraus

Sept. 21	at TCU (Nt.)	T	13-13	---
Sept. 28	OREGON STATE (9)	L	6-34	28,000
Oct. 5	at Colorado	W	35-34	34,000
Oct. 12	IOWA STATE	L	6-21	21,000
Oct. 19	at Oklahoma (2)	L	0-47	50,000
Oct. 25	at Miami (Fla.) (Nt.)	L	6-48	33,280
Nov. 2	at Nebraska	W	14-12	30,000
Nov. 9	KANSAS STATE	W	13-7	26,000
Nov. 16	OKLAHOMA STATE	W	13-7	12,000
Nov. 23	MISSOURI (HC)	W	9-7	32,500

JACK  
MITCHELL

9 SEASONS, 1958-66

44-42-5, .511



## 1958 (4-5-1, 3-2-1) BIG EIGHT: 4TH

Captains: Homer Floyd, Bob Marshall

Sept. 20	TCU (8)	L	0-42	20,000
Sept. 27	vs. Oregon St. (Nt.) (Portland, Ore.)	L	0-12	28,115
Oct. 4	COLORADO	L	0-31	22,000
Oct. 11	at Iowa State	W	7-0	17,082
Oct. 18	OKLAHOMA (11)	L	0-43	30,000
Oct. 25	TULANE	W	14-9	17,000
Nov. 1	at Kansas State	W	21-12	19,000
Nov. 8	NEBRASKA (HC)	W	29-7	23,000
Nov. 15	at Oklahoma State	L	3-6	15,000
Nov. 22	at Missouri	T	13-13	32,000

## 1959 (5-5, 3-3) BIG EIGHT: T-3RD

Captains: John Peppercorn, Ken Fitch

Sept. 19	at TCU (7) (Nt.)	L	7-14	25,000
Sept. 26	at Syracuse	L	21-35	25,000
Oct. 3	BOSTON	W	28-7	20,000
Oct. 10	at Nebraska	W	10-3	30,000
Oct. 17	KANSAS STATE	W	33-14	27,000
Oct. 24	at Oklahoma (18)	L	6-7	51,013
Oct. 31	IOWA STATE	W	7-0	25,000
Nov. 7	at Colorado	L	14-27	26,000
Nov. 14	OKLAHOMA STATE	W	28-14	15,000
Nov. 21	MISSOURI (HC)	L	9-13	40,000

## \*1960 (7-2-1, 4-2-1) BIG EIGHT: T-3RD

Captain: Doyle Schick

Final Ranking: 11th (AP), T-9th (UPI)

Sept. 17	TCU	W	21-7	32,000
Sept. 24	(7) at Kansas State	W	41-0	18,000
Oct. 1	(5) SYRACUSE (2)	L	7-14	40,000
Oct. 8	(10) at Iowa State	W	28-14	16,277
Oct. 15	(9) OKLAHOMA	T	13-13	40,000
Oct. 22	(15) at Oklahoma State	W	14-7	30,000
Oct. 29	(19) at Iowa (1)	L	7-21	47,000
Nov. 5	(10) NEBRASKA	W	31-0	28,000
Nov. 12	(10) COLORADO (HC)	W*	34-6	33,000
Nov. 19	(11) at Missouri (1)	W*	23-7	43,000

\*Later ordered to forfeit victories over Colorado and Missouri because of ineligible player

## 1961 (7-3-1, 5-2) BIG EIGHT: 3RD

Captains: Curtis McClinton, John Hadl, Stan Kirschman

Final Ranking: 15th (UPI)

Sept. 23	(8) at TCU (Nt.)	L	16-17	27,000
Sept. 30	WYOMING	T	6-6	33,000
Oct. 7	at Colorado	L	19-20	42,700
Oct. 14	IOWA STATE	W	21-7	33,500
Oct. 21	at Oklahoma	W	10-0	57,000
Oct. 28	OKLAHOMA STATE	W	42-8	25,000
Nov. 4	at Nebraska	W	28-6	33,000
Nov. 11	KANSAS STATE (HC)	W	34-0	34,000
Nov. 18	at California	W	53-7	30,000
Nov. 25	(10) MISSOURI	L	7-10	40,500
Dec. 17	*vs. Rice	W	33-7	52,000

(Bluebonnet Bowl at Houston, Texas)

\*First bowl victory

## 1962 (6-3-1, 4-2-1) BIG EIGHT: 4TH

Captains: Rodger McFarland, Ken Tiger

Sept. 22	TCU	L	3-6	35,000
Sept. 29	at Boston (Nt.)	W	14-0	11,000
Oct. 6	COLORADO	W	35-8	32,000
Oct. 13	at Iowa State	W	29-8	22,000
Oct. 20	OKLAHOMA	L	7-13	38,000
Oct. 27	at Oklahoma State	W	36-17	18,000
Nov. 3	at Kansas State	W	38-0	16,000
Nov. 10	NEBRASKA (HC)	L	16-40	38,000
Nov. 17	CALIFORNIA	W	33-21	32,000
Nov. 24	at Missouri	T	3-3	46,000

## 1963 (5-5, 3-4) BIG EIGHT: T-4TH

Captains: Ken Coleman, Pete Quatrochi

Sept. 21	at TCU (Nt.)	L	6-10	26,000
Sept. 28	SYRACUSE	W	10-0	35,000
Oct. 5	at Wyoming	W	25-21	18,121
Oct. 12	IOWA STATE	L	14-17	34,000
Oct. 19	at Oklahoma (6)	L	18-21	61,826
Oct. 26	OKLAHOMA STATE	W	41-7	35,000
Nov. 2	KANSAS STATE (HC)	W	34-0	30,000
Nov. 9	#at Nebraska	L	9-23	39,844
Nov. 16	at Colorado	W	43-14	21,000
Nov. 30	MISSOURI	L	7-9	45,000

Memorial Stadium capacity increased to 44,900;

#Gale Sayers sets NCAA record with 99-yard run

## 1964 (6-4, 5-2) BIG EIGHT: 3RD

Captains: Gary Duff, Gale Sayers

Sept. 19	TCU	W	7-3	38,000
Sept. 26	at Syracuse	L	6-38	38,000
Oct. 3	WYOMING	L	14-17	38,000
Oct. 10	at Iowa State	W	42-6	20,000
Oct. 17	OKLAHOMA	W	15-14	44,000
Oct. 24	at Oklahoma State	W	14-13	36,500
Oct. 31	at Kansas State	W	7-0	21,300
Nov. 7	NEBRASKA (6) (HC)	L	7-14	45,000
Nov. 14	COLORADO	W	10-7	37,000
Nov. 21	at Missouri	L	14-34	50,000

## 1965 (2-8, 2-5) BIG EIGHT: 7TH

Captains: Greg Roth, Mike Shinn

Sept. 18	at Texas Tech	L	7-26	35,300
Sept. 25	ARIZONA	L	15-23	35,000
Oct. 2	at California	L	0-17	32,000
Oct. 9	IOWA STATE	L	7-21	38,500
Oct. 16	at Oklahoma	L	7-21	45,000
Oct. 23	OKLAHOMA STATE	W	9-0	34,000
Oct. 30	#KANSAS STATE	W	34-0	36,900
Nov. 6	at Nebraska	L	6-42	53,910
Nov. 13	at Colorado	L	14-21	21,200
Nov. 20	MISSOURI	L	20-44	44,000

Memorial Stadium capacity increased to 51,000;

#200th game in Memorial Stadium

## YEAR-BY-YEAR

## 1966 (2-7-1, 0-6-1) BIG EIGHT: 8TH

Captains: Jerry Barnett, Bill Wohlford

Sept. 17	TEXAS TECH	L	7-23	28,165
Sept. 24	at Arizona (Nt.)	W	35-13	33,147
Oct. 1	at Minnesota	W	16-14	43,147
Oct. 8	at Iowa State	L	7-24	23,015
Oct. 15	OKLAHOMA	L	0-35	37,252
Oct. 22	at Oklahoma State	L	7-10	22,148
Oct. 29	at Kansas State	T	3-3	17,985
Nov. 5	NEBRASKA (6) (HC)	L	13-24	40,881
Nov. 12	COLORADO (16)	L	18-35	36,158
Nov. 19	at Missouri	L	0-7	52,279

PEPPER  
RODGERS4 SEASONS, 1967-70  
20-22, 476

## 1967 (5-5, 5-2) BIG EIGHT: T-2ND

Captain: Mike Sweatman

Sept. 23	at Stanford	L	20-21	21,824
Sept. 30	at Indiana	L	15-18	31,804
Oct. 7	OHIO	L	15-30	31,124
Oct. 14	NEBRASKA (8)	W	10-0	36,896
Oct. 21	at Oklahoma State	W	26-15	32,619
Oct. 28	IOWA STATE	W	28-14	36,131
Nov. 4	KANSAS STATE (HC)	W	17-16	42,435
Nov. 11	at Colorado	L	8-12	38,581
Nov. 18	at Oklahoma (7)	L	10-14	57,649
Nov. 25	MISSOURI	W	17-6	42,956

## 1968 (9-2, 6-1) BIG EIGHT: T-1ST

Captain: John Zook

Final Ranking: 7th (AP), 6th (UPI)

Sept. 21	(12) at Illinois	W	47-7	46,359
Sept. 28	(12) INDIANA	W	38-20	38,470
Oct. 5	(8) NEW MEXICO	W	68-7	41,630
Oct. 12	(6) at Nebraska (9)	W	23-13	67,119
Oct. 19	(4) OKLAHOMA STATE	W	49-19	35,621
Oct. 26	(3) at Iowa State	W	46-25	26,256
Nov. 2	(3) COLORADO (HC)	W	27-14	43,442
Nov. 9	(3) OKLAHOMA	L	23-27	50,658
Nov. 16	(7) at Kansas State	W	38-29	35,937
Nov. 23	(7) MISSOURI (13)	W	21-19	61,013
Jan. 1	(6) vs. Penn State (3) (Nt.)	L	14-15	77,719

(Orange Bowl at Miami, Fla.)

## 1969 (1-9, 0-7) BIG EIGHT: 8TH

Captain: Emery Hicks

Sept. 20	at Texas Tech (Nt.)	L	22-28	43,201
Sept. 27	SYRACUSE	W	13-0	42,230
Oct. 4	at New Mexico (Nt.)	L	7-16	13,338
Oct. 11	KANSAS STATE	L	22-26	48,285
Oct. 18	at Nebraska	L	17-21	63,223
Oct. 25	at Iowa State	L	20-44	25,806
Nov. 1	OKLAHOMA STATE	L	25-28	33,927
Nov. 8	COLORADO (HC)	L	14-17	37,893
Nov. 15	at Oklahoma	L	15-31	54,752
Nov. 22	MISSOURI (7)	L	21-69	48,474

## 1970 (5-6, 2-5) BIG EIGHT: 6TH

Captain: Larry Brown

Sept. 12	*WASHINGTON STATE	W	48-31	31,971
Sept. 19	TEXAS TECH	L	0-23	36,355
Sept. 26	at Syracuse	W	31-14	20,643
Oct. 3	NEW MEXICO	W	4-23	39,094
Oct. 10	at Kansas State	W	21-15	41,070
Oct. 17	NEBRASKA (5)	L	20-41	46,500
Oct. 24	IOWA STATE (HC)	W	24-10	35,837
Oct. 31	at Oklahoma State	L	7-19	33,488
Nov. 7	at Colorado	L	29-45	38,445
Nov. 14	OKLAHOMA	L	24-28	36,820
Nov. 21	at Missouri	L	17-28	57,521

\*KU's first home game on artificial turf

DON  
FAMBROUGH

8 SEASONS

1971-74: 19-25-1, .433

1979-82: 17-24-4, .422

Total: 36-49-5, .428



## 1971 (4-7, 2-5) BIG EIGHT: T-6TH

Captains: Kenny Page, Bob Childs

Sept. 11	WASHINGTON STATE	W	34-0	33,195
Sept. 18	BYLOR	W	22-0	36,362
Sept. 25	at Florida State (Nt.)	L	7-30	34,784
Oct. 2	at Minnesota	L	20-38	29,093
Oct. 9	KANSAS STATE (HC)	W	39-13	51,151
Oct. 16	at Nebraska (1)	L	0-55	65,542
Oct. 23	at Iowa State	L	24-40	31,459
Oct. 30	OKLAHOMA STATE	L	10-17	38,813
Nov. 6	COLORADO (13)	L	14-35	35,299
Nov. 13	at Oklahoma (2)	L	10-56	54,347
Nov. 20	MISSOURI	W	7-2	43,464

## 1972 (4-7, 3-4) BIG EIGHT: 6TH

Captains: Don Perkins, Pat Ryan

Sept. 9	WASHINGTON STATE	L	17-18	31,370
Sept. 23	WYOMING	W	52-14	40,108
Sept. 30	FLORIDA STATE (16)	L	22-44	36,626
Oct. 7	at Minnesota	W	38-34	31,505
Oct. 14	at Kansas State	L	19-20	39,947
Oct. 21	NEBRASKA (5)	L	0-56	50,523
Oct. 28	IOWA STATE (15) (HC)	L	8-34	33,710
Nov. 4	at Oklahoma State	W	13-10	31,164
Nov. 11	at Colorado (16)	L	8-33	50,151
Nov. 18	OKLAHOMA (4)	L	7-31	37,356
Nov. 25	at Missouri	W	28-17	44,428

## 1973 (7-4-1, 4-2-1) BIG EIGHT: T-2ND

Captains: Don Goode, John Bryant

Final Ranking: 18th (AP), T-15th (UPI)

Sept. 15	WASHINGTON STATE	W	29-8	39,687
Sept. 22	at Florida State	W	28-0	19,934
Sept. 29	MINNESOTA	W	34-19	30,205
Oct. 6	at Tennessee (9)	L	27-28	42,842
Oct. 13	(19) KANSAS STATE (HC)	W	25-18	51,574
Oct. 20	(18) at Nebraska (11)	L	9-10	76,322
Oct. 27	(17) at Iowa State	W	22-20	33,440
Nov. 3	(18) OKLAHOMA STATE	T	10-10	37,226
Nov. 10	(18) COLORADO	W	17-15	31,717
Nov. 17	(20) at Oklahoma (3)	L	20-48	64,122
Nov. 24	(17) MISSOURI (19)	W	14-13	44,062
Dec. 17	(19) vs. NC State (16) (Nt.)	L	18-31	50,011

(Liberty Bowl at Memphis, Tenn.)

## 1974 (4-7, 1-6) BIG EIGHT: 8TH

Captains: Robert Miller, Steve Towle

Sept. 14	at Washington State (Nt.)	W	14-7	30,142
Sept. 21	at Tennessee (17) (Nt.)	L	3-17	72,178
Sept. 28	FLORIDA STATE	W	40-9	33,664
Oct. 5	TEXAS A&M (5)	W	28-10	32,953
Oct. 12	(19) at Kansas State	W	20-13	44,899
Oct. 19	(13) NEBRASKA (12)	L	0-56	50,523
Oct. 26	IOWA STATE (HC)	L	6-22	31,134
Nov. 2	at Oklahoma State	L	13-24	42,490
Nov. 9	at Colorado	L	16-17	47,701
Nov. 16	OKLAHOMA (1)	L	14-45	43,974
Nov. 23	at Missouri	L	3-27	55,159

BUD  
MOORE4 SEASONS, 1975-78  
17-27-1, .389

## 1975 (7-5, 4-3) BIG EIGHT: 4TH

Captains: Rick Kovatch, John Morgan, Steve Taylor

Sept. 13	WASHINGTON STATE	L	14-18	33,378
Sept. 20	at Kentucky	W	14-10	56,467
Sept. 27	OREGON STATE	W	20-0	38,716
Oct. 4	at Wisconsin	W	41-7	74,160
Oct. 11	at Nebraska (4)	L	0-16	74,426
Oct. 18	at Iowa State	W	21-10	41,853
Oct. 25	OKLAHOMA STATE (HC)	L	19-35	35,727
Nov. 1	KANSAS STATE	W	28-0	50,538
Nov. 8	at Oklahoma (12)	W	23-3	70,922
Nov. 15	(17) COLORADO (10)	L	21-24	30,888
Nov. 22	MISSOURI (18)	W	42-24	46,851
Dec. 26	(19) vs. Pittsburgh	L	19-33	30,272

(Sun Bowl at El Paso, Texas)

## 1976 (6-5, 2-5) BIG EIGHT: 8TH

Captains: Nolan Cromwell, Chris Golub

Sept. 4	(19) at Oregon State (Nt.)	W	28-16	29,952
Sept. 11	WASHINGTON STATE	W	35-16	31,121
Sept. 18	(13) KENTUCKY	W	37-16	42,615
Oct. 2	(9) WISCONSIN	W	34-24	39,033
Oct. 9	(8) at Oklahoma State	L	14-21	33,141
Oct. 16	(15) OKLAHOMA (6) (HC)	L	10-28	49,085
Oct. 23	at Kansas State	W	24-14	41,459
Oct. 30	NEBRASKA (9)	L	3-31	47,327
Nov. 6	IOWA STATE	L	17-31	33,432
Nov. 13	at Colorado (19)	L	17-40	47,668
Nov. 20	at Missouri (19)	W	41-14	62,599

## 1977 (3-7-1, 2-4-1) BIG EIGHT: 6TH

Captains: Ton Fitch, Tom Dinkel, John Masacarello


Sept. 10	at Texas A&M (9)	L	14-28	53,585
Sept. 17	at UCLA (14) (Nt.)	L	7-17	39,832
Sept. 24	WASHINGTON STATE (15)	W	14-12	40,763
Oct. 1	at Oklahoma (1)	L	9-42	72,331
Oct. 8	at Miami (Fla.) (Nt.)	L	7-14	29,010
Oct. 15	COLORADO (3) (HC)	T	17-17	34,725
Oct. 22	OKLAHOMA STATE	L	0-21	38,326
Oct. 29	at Iowa State	L	3-41	47,811
Nov. 5	KANSAS STATE	W	29-21	47,858
Nov. 12	at Nebraska (12)	L	7-52	74,565
Nov. 19	MISSOURI	W	24-22	43,148

## YEAR-BY-YEAR

## 1978 (1-10, 0-7) BIG EIGHT: 8TH

Captains: Mike Wellman, Franklin King

Sept. 9	TEXAS A&M (13)	L	10-37	30,698
Sept. 16	at Washington (18)	L	2-31	49,450
Sept. 23	UCLA (8)	W	28-24	35,362
Sept. 30	MIAMI (FLA.)	L	6-38	36,372
Oct. 7	at Colorado (13)	L	7-17	46,345
Oct. 14	OKLAHOMA (1)	L	16-17	40,450
Oct. 21	at Oklahoma State	L	7-21	35,336
Oct. 28	IOWA STATE (HC)	L	7-13	32,768
Nov. 4	NEBRASKA (4)	L	21-63	50,463
Nov. 11	at Missouri	L	0-48	64,453
Nov. 18	at Kansas State	L	20-36	42,814

DON  
FAMBROUGH

## 8 SEASONS

1971-74: 19-25-1, .433

1979-82: 17-24-4, .422

Total: 36-49-5, .428

## 1979 (3-8, 2-5) BIG EIGHT: 7TH

Captains: Brian Bethke, Mike Gay, Monty Carbonell

Sept. 15	at Pittsburgh (16)	L	0-24	34,893
Sept. 22	at Michigan (11)	L	7-28	100,228
Sept. 29	NORTH TEXAS	W	37-18	36,688
Oct. 6	SYRACUSE	L	27-45	31,296
Oct. 13	at Nebraska (5)	L	0-42	74,341
Oct. 20	at Iowa State	W	24-7	47,064
Oct. 27	OKLAHOMA STATE (HC)	L	17-30	29,671
Nov. 3	KANSAS STATE	W	36-28	48,627
Nov. 10	at Oklahoma (6)	L	0-38	71,822
Nov. 17	COLORADO	L	17-31	25,572
Nov. 22	MISSOURI	L	7-55	34,599

## 1980 (4-5-2, 3-3-1) BIG EIGHT: 4TH

Captains: Harry Sydney, Frank Wattleit

Sept. 13	at Oregon	T	7-7	27,750
Sept. 20	PITTSBURGH (5)	L	3-18	42,300
Sept. 27	LOUISVILLE	L	9-17	32,800
Oct. 4	at Syracuse	W	23-8	43,126
Oct. 11	NEBRASKA (10)	L	0-54	50,268
Oct. 18	IOWA STATE (19) (HC)	W	28-17	30,000
Oct. 25	at Oklahoma State	T	14-14	41,000
Nov. 1	at Kansas State	W	20-18	43,276
Nov. 8	OKLAHOMA (11)	L	19-21	40,150
Nov. 15	at Colorado	W	42-3	37,291
Nov. 22	at Missouri	L	6-31	64,356

## 1981 (8-4, 4-3) BIG EIGHT: 4TH

Captains: David Lawrence, Greg Smith

Sept. 5	at Tulsa (Nt.)	W	15-11	36,824
Sept. 12	OREGON	W	19-10	39,840
Sept. 19	KENTUCKY	W	21-16	40,200
Oct. 3	ARKANSAS STATE	W	17-16	32,100
Oct. 10	OKLAHOMA STATE (HC)	L	7-20	39,810
Oct. 17	at Oklahoma	L	7-45	74,807
Oct. 24	KANSAS STATE	W	17-14	51,600
Oct. 31	at Nebraska (12)	L	15-31	76,208
Nov. 7	at Iowa State	W	24-11	49,720
Nov. 14	COLORADO	W	27-0	31,500
Nov. 21	MISSOURI	W	19-11	47,500
Dec. 31	vs. Mississippi State	L	0-10	41,000

(Hall of Fame Bowl at Birmingham, Ala.)

## 1982 (2-7-2, 1-5-1) BIG EIGHT: 7TH

Captains: Tim Friess, Russ Bastin, Gary Coleman, Paul Fairchild

Sept. 11	WICHITA STATE	L	10-13	41,500
Sept. 18	TCU	W	30-19	30,500
Sept. 25	at Kentucky	T	13-13	55,320
Oct. 2	TULSA	L	15-29	35,552
Oct. 9	at Oklahoma State	T	24-24	43,400
Oct. 16	OKLAHOMA	L	14-38	36,230
Oct. 23	at Kansas State (Nt.)	L	7-36	45,595
Oct. 30	NEBRASKA (6)	L	0-52	50,172
Nov. 6	IOWA STATE (HC)	W	24-17	26,796
Nov. 13	at Colorado	L	3-28	35,114
Nov. 20	at Missouri	L	10-16	49,041

MIKE  
GOTTFRIED

## 3 SEASONS, 1983-85

15-18-1, .456

## 1983 (4-6-1, 2-5) BIG EIGHT: 7TH

Captains: Mike Arbanas, Paul Fairchild, Frank Seurer,

E.J. Jones, Eddie Simmons

Sept. 3	NORTHERN ILLINOIS	L	34-37	26,000
Sept. 10	at TCU (Nt.)	T	16-16	27,244
Sept. 17	WICHITA STATE	W	57-6	36,500
Sept. 24	at USC (10)	W	26-20	49,255
Oct. 8	at Iowa State	L	35-38	48,125
Oct. 15	KANSAS STATE	W	31-3	49,300
Oct. 22	*OKLAHOMA STATE	L	10-27	31,300
Oct. 29	at Oklahoma (14)	L	14-45	75,008
Nov. 5	COLORADO	L	23-34	28,600
Nov. 12	at Nebraska (1)	L	13-67	76,503
Nov. 19	MISSOURI (19) (HC)	W	37-27	38,400

\*300th game in Memorial Stadium

## 1984 (5-6, 4-3) BIG EIGHT: 4TH

Captains: Sylvester Byrd, Willie Pless, Bennie Simecka

Sept. 8	WICHITA STATE	W	31-7	33,200
Sept. 15	FLORIDA STATE (18)	L	16-42	38,600
Sept. 22	at Vanderbilt	L	6-41	41,065
Sept. 29	at North Carolina	L	17-23	45,000
Oct. 6	IOWA STATE	W	33-14	31,500
Oct. 13	at Kansas State	L	7-24	42,250
Oct. 20	at Oklahoma State (12)	L	10-47	44,000
Oct. 27	OKLAHOMA (2) (HC)	W	28-11	29,500
Nov. 3	at Colorado	W	28-27	33,166
Nov. 10	NEBRASKA (2)	L	7-41	50,653
Nov. 17	at Missouri	W	35-21	41,027

## 1985 (6-6, 2-5) BIG EIGHT: 6TH

Captains: Sylvester Byrd, Skip Peete, Willie Pless,

Mike Norseth

Aug. 31	at Hawaii (Nt.)	W	33-27	46,626
Sept. 14	VANDERBILT	W	42-16	39,000
Sept. 21	INDIANA STATE	W	37-10	38,500
Sept. 28	at Florida State (4) (Nt.)	L	20-24	57,135
Oct. 5	EASTERN ILLINOIS	W	44-20	37,500
Oct. 12	at Iowa State	L	21-22	43,117
Oct. 19	KANSAS STATE	W	38-7	40,000
Oct. 26	OKLAHOMA STATE (12)	L	10-17	35,200
Nov. 2	at Oklahoma (9)	L	6-48	75,008
Nov. 9	COLORADO (HC)	L	3-14	25,000
Nov. 16	at Nebraska (2)	L	6-56	75,863
Nov. 23	MISSOURI	W	34-20	22,000

BOB  
VALESENTE

## 2 SEASONS, 1986-87

4-17-1, .205

## 1986 (3-8, 0-7) BIG EIGHT: 8TH

Captains: Phil Forte, Mike Orth, Paul Oswald,

Wayne Ziegler, John Randolph

Sept. 13	NORTH CAROLINA	L	0-20	40,200
Sept. 20	UTAH STATE	W	16-13	36,300
Sept. 27	INDIANA STATE	W	20-6	23,400
Oct. 4	SOUTHERN ILLINOIS	W	35-23	22,500
Oct. 11	IOWA STATE (HC)	L	10-13	20,500
Oct. 18	at Kansas State	L	12-29	38,320
Oct. 25	at Oklahoma State (Nt.)	L	6-24	46,400
Nov. 1	OKLAHOMA (4)	L	3-64	38,500
Nov. 8	at Colorado	L	10-17	37,056
Nov. 15	NEBRASKA (6)	L	0-70	48,800
Nov. 22	at Missouri	L	0-48	33,553

## 1987 (1-9-1, 0-6-1) BIG EIGHT: 7TH

Captain: Game-by-Game Selection

Sept. 12	at Auburn (4) (Nt.)	L	0-49	65,711
Sept. 19	KENT STATE	L	17-31	33,700
Sept. 26	LOUISIANA TECH	L	11-16	23,000
Oct. 3	SOUTHERN ILLINOIS	W	16-15	20,500
Oct. 10	at Nebraska (2)	L	2-54	76,053
Oct. 17	at Colorado	L	10-35	43,514
Oct. 24	IOWA STATE (HC)	L	28-42	28,300
Oct. 31	OKLAHOMA (1)	L	10-71	23,500
Nov. 7	at Kansas State	T	17-17	37,600
Nov. 14	OKLAHOMA STATE	L	17-49	18,200
Nov. 21	at Missouri	L	7-19	32,202

GLEN  
MASON

## 9 SEASONS, 1988-96

47-54-1, .466

## 1988 (1-10, 1-6) BIG EIGHT: 7TH

Captains: Curtis Moore, Peda Samuel, Arnold Snell

Sept. 10	BAYLOR	L	14-27	43,200
Sept. 17	at Auburn (6) (Nt.)	L	7-56	55,700
Sept. 24	at California	L	21-52	34,000
Oct. 1	NEW MEXICO STATE	L	29-42	33,500
Oct. 8	NEBRASKA (9)	L	10-63	32,500
Oct. 15	COLORADO (HC)	L	9-21	22,500
Oct. 22	at Iowa State	L	14-42	43,180
Oct. 29	at Oklahoma (8)	L	14-63	74,004
Nov. 5	KANSAS STATE	W	30-12	35,000
Nov. 12	at Oklahoma State (14)	L	24-63	40,100
Nov. 19	MISSOURI	L	17-55	25,000

## 1989 (4-7, 2-5) BIG EIGHT: 6TH

Captains: John Barker, Mark Koncz


Sept. 2	MONTANA STATE	W	41-17	37,500
Sept. 9	LOUISVILLE	L	28-33	37,200
Sept. 16	KENT STATE	W	28-21	41,000
Sept. 23	at Baylor (Nt.)	L	3-46	26,765
Sept. 30	OKLAHOMA (16)	L	6-45	44,500
Oct. 7	IOWA STATE (HC)	L	20-24	31,500
Oct. 21	at Colorado (3)	L	17-49	50,057
Oct. 28	at Kansas State	W	21-16	35,652
Nov. 4	OKLAHOMA STATE	L	24-37	28,500
Nov. 11	at Nebraska (6)	L	14-51	76,232
Nov. 18	at Missouri	W	46-44	33,981

# YEAR-BY-YEAR

## 1990 (3-7-1, 2-4-1) BIG EIGHT: T-4TH

Captains: Chip Budde, Curtis Moore

Sept. 1	VIRGINIA (15)	L	10-59	35,000
Sept. 8	OREGON STATE	W	38-12	28,500
Sept. 15	at Louisville	L	16-28	35,848
Sept. 29	at Oklahoma (9)	L	17-31	70,095
Oct. 6	at Iowa State	T	34-34	54,211
Oct. 13	at Miami (3)	L	0-34	54,211
Oct. 20	COLORADO (14)	L	10-41	40,000
Oct. 27	KANSAS STATE (HC)	W	27-24	45,000
Nov. 3	at Oklahoma State	W	31-30	30,100
Nov. 10	NEBRASKA (13)	L	9-41	36,000
Nov. 17	MISSOURI	L	21-41	30,000



TONY SANDS

## 1991 (6-5, 3-4) BIG EIGHT: 5TH

Captains: Scott Imwalle, Roger Robben, Doug Terry

Sept. 7	at Toledo (Nt.)	W	30-7	24,010
Sept. 14	TULSA	W	23-17	35,000
Sept. 21	NEW MEXICO STATE	W	54-14	34,000
Oct. 5	at Virginia	L	19-31	40,200
Oct. 12	at Kansas State	L	12-16	48,856
Oct. 19	IOWA STATE (HC)	W	41-0	37,000
Oct. 26	at Oklahoma (21)	L	3-41	68,128
Nov. 2	at Oklahoma State	W	31-0	18,000
Nov. 9	NEBRASKA (11)	L	23-59	40,000
Nov. 16	COLORADO (16)	L	24-30	40,863
Nov. 23	*MISSOURI	W	53-29	28,000

\*Tony Sands sets NCAA game rushing record with 396 yards

## 1992 (8-4, 4-3) BIG EIGHT: 3RD

Captains: Hassan Bailey, Monte Cozzens, Matt Gay, Dana Stubblefield

Final Ranking: 22nd (AP), 22nd (UPI), 23rd (CNN/USA Today Coaches)

Sept. 5	at Oregon State	W	49-7	28,591
Sept. 12	BALL STATE	W	62-10	38,500
Sept. 19	at Tulsa	W	40-7	38,986
Sept. 24	(24) CALIFORNIA (Nt.)	L	23-27	44,500
Oct. 10	KANSAS STATE	W	31-7	48,604
Oct. 17	(25) at Iowa State	W	50-47	39,331
Oct. 24	(22) OKLAHOMA (HC)	W	27-10	43,500
Nov. 2	(18) OKLAHOMA STATE	W	26-18	31,500
Nov. 9	(13) at Nebraska (7) (Nt.)	L	7-49	76,287
Nov. 16	(20) COLORADO (18)	L	18-25	43,000
Nov. 23	(22) at Missouri	L	17-22	30,845
Dec. 25	(22) vs. Brigham Young (25)	W	23-20	42,933

(Aloha Bowl at Honolulu, Hawai'i)

## 1993 (5-7, 3-4) BIG EIGHT: 5TH

Captains: John Jones, Guy Howard, Dan Schmidt, Chris Maumalanga

Aug. 28	vs. Florida State (1)	L	0-42	51,734
	(Kickoff Classic at East Rutherford, N.J.)			
Sept. 4	WESTERN CAROLINA	W	46-3	31,500
Sept. 11	at Michigan State	L	14-31	53,797
Sept. 18	UTAH	L	16-41	34,000
Oct. 2	COLORADO STATE	W	24-6	37,500
Oct. 9	at Kansas State	L	9-10	44,165
Oct. 16	IOWA STATE	W	35-20	28,500
Oct. 23	at Oklahoma (14)	L	25-38	60,441
Oct. 30	at Oklahoma State	W	13-6	30,163
Nov. 6	NEBRASKA (6)	L	20-21	47,500
Nov. 13	at Colorado (18)	L	14-38	40,044
Nov. 20	MISSOURI	W	28-10	31,500

## 1994 (6-5, 3-4) BIG EIGHT: 5TH

Captains: John Jones, Gerald McBurrows

Sept. 1	at Houston (Nt.)	W	35-13	18,150
Sept. 10	MICHIGAN STATE (Nt.)	W	17-10	48,100
Sept. 17	at TCU (Nt.)	L	21-31	37,313
Sept. 24	UAB	W	72-0	35,000
Oct. 6	KANSAS STATE (19) (Nt.)	L	13-21	48,800
Oct. 15	at Iowa State	W	41-23	32,563
Oct. 22	OKLAHOMA	L	17-20	42,500
Oct. 29	OKLAHOMA STATE (HC)	W	24-14	31,000
Nov. 5	at Nebraska (1)	L	17-45	75,543
Nov. 12	COLORADO (7)	L	26-51	35,000
Nov. 19	at Missouri	W	41-31	35,648

## 1995 (10-2, 5-2) BIG EIGHT: T-2ND

Captains: Mark Williams, Keith Rodgers, Ashaundai Smith

Final Ranking: 9th (AP), 10th (CNN/USA Today Coaches)

Sept. 2	*CINCINNATI	W	23-18	26,500
Sept. 9	vs. North Texas	W	27-10	20,211
	(Texas Stadium at Irving, Texas)			
Sept. 14	TCU	W	38-20	34,000
Sept. 23	HOUSTON (Nt.)	W	20-13	37,500
Oct. 7	(24) at Colorado (4)	W	40-24	52,330
Oct. 14	(10) IOWA STATE (HC)	W	34-7	43,000
Oct. 21	(7) at Oklahoma (15) (Nt.)	W	38-17	74,639
Oct. 28	(6) at Kansas State (14)	L	7-41	44,284
Nov. 4	(11) MISSOURI	W	42-23	46,300
Nov. 11	(10) NEBRASKA (1)	L	3-41	50,300
Nov. 18	(15) at Oklahoma State	W	22-17	36,600
Dec. 25	(11) vs. UCLA (25)	W	51-30	41,112

(Aloha Bowl at Honolulu, Hawai'i)

\*1,000th game in school history

## BIG 12 CONFERENCE 1996-PRESENT

### 1996 (4-7, 2-6) BIG 12 NORTH: 5TH

Captains: Ronnie Ward, Mark Sanders

Aug. 29	(25) BALL STATE (Nt.)	W	35-10	36,200
Sept. 14	(24) at TCU (Nt.)	W	52-17	37,512
Sept. 28	(20) at Utah (Nt.)	L	42-45	32,519
Oct. 5	*at Oklahoma	W	52-24	64,333
Oct. 12	TEXAS TECH	L	7-30	46,500
Oct. 19	COLORADO (9) (HC)	L	7-20	48,500
Oct. 26	at Nebraska (5)	L	7-63	75,158
Nov. 2	at Iowa State	W	34-31	37,850
Nov. 9	KANSAS STATE (13)	L	12-38	48,800
Nov. 16	TEXAS	L	17-38	30,500
Nov. 23	at Missouri	L	25-42	36,821

\*First Big 12 Conference victory

## TERRY ALLEN



5 SEASONS, 1997-2001  
20-33, .379

### 1997 (5-6, 3-5) BIG 12 NORTH: 5TH

Captains: Tony Blevins, Jason Thoren, Matt Johnner, Eric Vann, Ron Warner

Aug. 28	UAB (Nt.)	W	24-0	32,100
Sept. 6	TCU	W	17-10	35,000
Sept. 13	*MISSOURI	W	15-7	38,000
Sept. 20	at Cincinnati (Nt.)	L	7-34	17,636
Oct. 4	OKLAHOMA	W	20-17	43,500
Oct. 11	at Texas Tech (Nt.)	L	7-17	43,012
Oct. 18	at Colorado	L	6-42	52,097
Oct. 25	NEBRASKA (1) (Nt.)	L	0-35	42,000
Nov. 1	IOWA STATE (HC)	W	34-24	43,000
Nov. 8	at Kansas State (11)	L	16-48	43,832
Nov. 15	at Texas	L	31-45	68,097

\*500th win in school history

### 1998 (4-7, 1-7) BIG 12 NORTH: 5TH

Captains: Zac Wegner, Michael Allen, Justin Glasgow, Patrick Brown

Sept. 5	OKLAHOMA STATE	L	28-38	32,500
Sept. 12	at Missouri (25)	L	23-41	59,720
Sept. 19	ILLINOIS STATE (Nt.)	W	63-21	31,100
Sept. 26	*at UAB (Nt.) (40T)	W	39-37	30,543
Oct. 3	TEXAS A&M (18)	L	21-24	36,000
Oct. 10	at Baylor	L	24-31	31,271
Oct. 17	at Nebraska (8) (Nt.)	L	0-41	76,174
Oct. 24	COLORADO (17) (HC) (Nt.)	W	33-17	31,600
Oct. 31	KANSAS STATE (4)	L	6-54	43,000
Nov. 7	NORTH TEXAS	W	23-14	20,000
Nov. 21	at Iowa State	L	20-23	26,029

\*Four overtime game ties NCAA record

### 1999 (5-7, 3-5) BIG 12 NORTH: T-4TH

Captains: Zac Wegner, Tim Bowers, John Williams, Michael Chandler

Aug. 28	at Notre Dame	L	13-48	80,012
Sept. 11	CS-NORTHRIDGE (Nt.)	W	71-14	33,300
Sept. 18	at Colorado	L	17-51	47,783
Sept. 25	SAN DIEGO STATE (Nt.)	L	13-41	34,500
Oct. 2	SMU (HC)	W	27-9	24,700
Oct. 9	at Kansas State	L	9-50	52,254
Oct. 16	at Texas A&M (13)	L	17-34	70,232
Oct. 23	MISSOURI	W	21-0	42,300
Oct. 30	NEBRASKA (8)	L	17-24	45,100
Nov. 6	BAYLOR	W	45-10	28,600
Nov. 13	at Oklahoma State	L	13-45	39,562
Nov. 20	IOWA STATE	W	31-28	27,000

### 2000 (4-7, 2-6) BIG 12 NORTH: 5TH

Captains: Zac Wegner, Carl Nesmith, Moran Norris, Dylon Smith, John Odonetto

Sept. 2	at SMU (Nt.)	L	17-31	32,267
Sept. 16	UAB (Nt.)	W	23-20	28,500
Sept. 23	SOUTHERN ILLINOIS (Nt.)	W	42-0	30,500
Sept. 30	at Oklahoma (14)	L	16-34	74,811
Oct. 7	KANSAS STATE (4)	L	13-52	48,500
Oct. 14	at Missouri	W	38-17	61,794
Oct. 21	COLORADO (HC)	W	23-15	32,600
Oct. 28	TEXAS TECH	L	39-45	26,000
Nov. 4	at Nebraska (6)	L	17-56	78,096
Nov. 11	TEXAS (19)	L	16-51	27,200
Nov. 18	at Iowa State	L	17-38	36,725


### 2001 (3-8, 1-7) BIG 12 NORTH: 6TH

Captains: Nate Dwyer, Harrison Hill, Marcus Rogers, Brandon Wier, Roger Ross, Justin Hartwig, Termaine Fulton

Sept. 1	MISSOURI STATE (Nt.)	W	24-10	37,500
Sept. 8	UCLA (14)	L	17-41	43,500
Sept. 22	at Colorado	L	16-27	47,495
Oct. 6	at Texas Tech (Nt.) (OT)	W	34-31	45,343
Oct. 13	OKLAHOMA (3) (HC) (Nt.)	L	10-38	48,700
Oct. 20	MISSOURI	L	34-38	38,500
Oct. 27	at Kansas State	L	6-40	50,101
Nov. 3	NEBRASKA (2) (Nt.)	L	7-51	50,750
Nov. 10	at Texas (5)	L	0-59	83,111
Nov. 17	IOWA STATE	L	7-49	33,500
Nov. 24	WYOMING	W	27-14	24,000

\*Tom Hayes took over as head coach for final three games

## YEAR-BY-YEAR

MARK  
MANGINO8 SEASONS, 2002-09  
50-48, .510

## 2002 (2-10, 0-8) BIG 12 NORTH: 6TH

Captains: Greg Cole, Leo Etienne, Justin Sands

Aug. 31	at Iowa State	L	3-45	40,026
Sept. 7	at UNLV (Nt.)	L	20-31	25,109
Sept. 14	MISSOURI STATE (Nt.)	W	44-24	40,500
Sept. 21	BOWLING GREEN (Nt.)	L	16-39	37,000
Sept. 28	at Tulsa (Nt.)	W	43-33	17,893
Oct. 5	at Baylor	L	32-35	22,103
Oct. 12	COLORADO (HC)	L	29-53	34,500
Oct. 19	TEXAS A&M	L	22-47	34,000
Oct. 26	at Missouri	L	12-36	60,247
Nov. 2	KANSAS STATE (14)	L	0-64	43,000
Nov. 9	at Nebraska	L	7-45	77,351
Nov. 16	OKLAHOMA STATE	L	20-55	27,500

## 2003 (6-7, 3-5) BIG 12 NORTH: T-4TH

Captains: Adrian Jones, Zach Dyer, Bill Whittemore,

Banks Floodman, Travis Watkins

Aug. 30	NORTHWESTERN (Nt.)	L	20-28	27,775
Sept. 6	UNLV (Nt.)	W	46-24	33,980
Sept. 13	at Wyoming	W	42-35	18,329
Sept. 20	JACKSONVILLE ST. (Nt.)	W	41-6	34,712
Sept. 27	MISSOURI (23)	W	35-14	50,071
Oct. 11	at Colorado (OT)	L	47-50	50,477
Oct. 18	BAYLOR (HC)	W	28-21	40,088
Oct. 25	at Kansas State	L	6-42	51,614
Nov. 1	at Texas A&M	L	33-45	68,487
Nov. 8	NEBRASKA (19)	L	3-24	50,107
Nov. 15	at Oklahoma State	L	21-44	40,850
Nov. 22	IOWA STATE	W	36-7	34,518
Dec. 22	vs. North Carolina State	L	26-56	26,482

(Mazda Tangerine Bowl at Orlando, Fla.)

## 2004 (4-7, 2-6) BIG 12 NORTH: T-5TH

Captains: Travis Watkins, Joe Vaughn, Brandon Rideau,

Banks Floodman, David McMillan

Sept. 4	TULSA (Nt.)	W	21-3	40,646
Sept. 11	TOLEDO (Nt.)	W	63-14	41,251
Sept. 18	at Northwestern	L	17-20	24,817
Sept. 25	TEXAS TECH	L	30-31	37,422
Oct. 2	at Nebraska (Nt.)	L	8-14	77,637
Oct. 9	KANSAS STATE (HC) (Nt.)	W	31-28	50,152
Oct. 23	at Oklahoma (2)	L	10-41	84,520
Oct. 30	at Iowa State	L	7-13	36,384
Nov. 6	COLORADO	L	21-30	38,214
Nov. 13	TEXAS (6)	L	23-27	38,714
Nov. 20	at Missouri	W	31-14	53,480

## 2005 (7-5, 3-5) BIG 12 NORTH: 5TH

Captains: Banks Floodman, Charles Gordon, Kevin Kane,

David Ochoa, Nick Reid

Sept. 3	FLORIDA ATLANTIC (Nt.)	W	30-19	40,930
Sept. 10	APPALACHIAN STATE (Nt.)	W	36-8	37,070
Sept. 17	LOUISIANA TECH (Nt.)	W	34-14	41,237
Oct. 1	at Texas Tech (13) (Nt.)	L	17-30	52,601
Oct. 8	at Kansas State	L	3-12	49,798
Oct. 15	vs. Oklahoma (Nt.) (at K.C.)	L	3-19	54,109
Oct. 22	at Colorado (Nt.)	L	13-44	48,025
Oct. 29	MISSOURI	W	13-3	48,238
Nov. 5	NEBRASKA	W	40-15	51,750
Nov. 12	at Texas (2)	L	14-66	83,696
Nov. 26	IOWA STATE (25) (OT)	W	24-21	42,826
Dec. 23	vs. Houston (Nt.)	W	42-13	33,505

(Fort Worth Bowl at Fort Worth, Texas)

## 2006 (6-6, 3-5) BIG 12 NORTH: 4TH

Captains: Derek Fine, James McClinton, David Ochoa,  
Mike Rivera

Sept. 2	NORTHWESTERN ST. (Nt.)	W	49-18	44,025
Sept. 9	LOUISIANA MONROE (Nt.)	W	21-19	45,221
Sept. 15	at Toledo (20T) (Nt.)	L	31-37	22,118
Sept. 23	SOUTH FLORIDA (Nt.)	W	13-7	40,933
Sept. 30	at Nebraska (21) (OT) (Nt.)	L	32-39	85,069
Oct. 7	TEXAS A&M	L	18-21	46,445
Oct. 14	OKLAHOMA STATE	L	33-42	41,203
Oct. 21	at Baylor	L	35-36	36,125
Oct. 28	COLORADO	W	20-15	39,313
Nov. 4	at Iowa State	W	41-10	40,272
Nov. 18	KANSAS STATE	W	39-20	51,821
Nov. 25	at Missouri	L	17-42	55,614

## 2007 (12-1, 7-1) BIG 12 NORTH: T-1ST

Captains: Derek Fine, James McClinton, Aqib Talib,

Brandon McAnderson

Final Ranking: 7th (AP), 7th (Coaches), 8th (BCS), 8th (Harris)

Sept. 1	CENTRAL MICHIGAN (Nt.)	W	52-7	46,815
Sept. 8	SOUTHEASTERN LA. (Nt.)	W	62-0	43,914
Sept. 15	TOLEDO (Nt.)	W	45-13	48,112
Sept. 22	FLORIDA INT'L (Nt.)	W	55-3	42,134
Oct. 6	at Kansas State (24)	W	30-24	50,924
Oct. 13	(20) BAYLOR	W	58-10	43,556
Oct. 20	(15) at Colorado	W	19-14	51,940
Oct. 27	(12) at Texas A&M (Nt.)	W	19-11	85,341
Nov. 3	(8) NEBRASKA	W	76-39	51,910
Nov. 10	(5) at Oklahoma St. (Nt.)	W	43-28	39,848
Nov. 17	(4) IOWA STATE	W	45-7	51,050
Nov. 24	(2) vs. Missouri (4) (Nt.) (at K.C.)	L	28-36	80,537
Jan. 3	(8) vs. Virginia Tech (5) (Nt.)	W	24-21	74,111

(Fed Ex Orange Bowl at Miami, Fla.)

## 2008 (8-5, 4-4) BIG 12 NORTH: 3RD

Captains: Ryan Cantrell, Joe Mortensen, Todd Reesing,

Mike Rivera

Aug. 30	(14) FLORIDA INT'L (Nt.)	W	40-10	52,112
Sept. 6	(14) LOUISIANA TECH (Nt.)	W	29-0	48,621
Sept. 12	(13) at S. Florida (19) (Nt.)	L	34-37	58,755
Sept. 20	(19) SAM HOUSTON (Nt.)	W	38-14	51,767
Oct. 4	(16) at Iowa State	W	35-33	47,847
Oct. 11	(16) COLORADO	W	30-14	49,566
Oct. 18	(16) at Oklahoma (4)	L	31-45	85,241
Oct. 25	(19) TEXAS TECH (8)	L	21-63	50,125
Nov. 1	KANSAS STATE	W	52-21	52,230
Nov. 8	at Nebraska	L	35-45	85,486
Nov. 15	TEXAS (4)	L	7-35	51,930
Nov. 28	vs. Missouri (12) (at K.C.)	W	40-37	79,123
Dec. 31	vs. Minnesota	W	42-21	49,103

(Insight Bowl at Tempe, Ariz.)

## 2009 (5-7, 1-7) BIG 12 NORTH: 6TH

Captains: Kerry Meier, Todd Reesing, Jake Sharp,

Darrell Stuckey

Sept. 5	(25) N. COLORADO (Nt.)	W	49-3	52,530
Sept. 12	(24) at UTEP (Nt.)	W	34-7	31,885
Sept. 19	(22) DUKE	W	44-16	50,101
Sept. 26	(20) SOUTHERN MISS.	W	35-28	50,025
Oct. 10	(16) IOWA STATE	W	41-36	48,203
Oct. 17	(17) at Colorado (Nt.)	L	30-34	51,146
Oct. 24	(24) OKLAHOMA (25)	L	13-35	51,104
Oct. 31	at Texas Tech	L	21-42	47,291
Nov. 7	at Kansas State	L	10-17	48,306
Nov. 14	NEBRASKA	L	17-31	51,525
Nov. 21	at Texas (3) (Nt.)	L	20-51	101,357
Nov. 28	vs. Missouri (at K.C.)	L	39-41	70,072

TURNER  
GILL2 SEASONS, 2010-11  
5-19, .208

## 2010 (3-9, 1-7) BIG 12 NORTH: 6TH

Captains: Sal Capra, Chris Harris, Jake Laptad,

Angus Quigley, Justin Springer

Sept. 4	NORTH DAKOTA ST. (Nt.)	L	3-6	48,417
Sept. 11	GEORGIA TECH (15)	W	28-25	46,907
Sept. 17	at South. Miss. (Fri.) (Nt.)	L	16-31	30,211
Sept. 25	NEW MEXICO ST. (Nt.)	W	42-16	46,719
Oct. 2	at Baylor	L	7-55	35,405
Oct. 14	KANSAS ST. (Thur.) (Nt.)	L	7-59	47,561
Oct. 23	TEXAS A&M (HC) (Nt.)	L	10-45	44,239
Oct. 30	at Iowa State	L	16-28	46,485
Nov. 6	COLORADO	W	52-45	40,851
Nov. 13	at Nebraska (9) (Nt.)	L	3-20	85,587
Nov. 20	OKLAHOMA STATE (12)	L	14-48	39,261
Nov. 27	vs. Missouri (15) (at K.C.)	L	7-35	55,788

## 2011 (2-10, 0-9) BIG 12: 10TH

Captains: Tim Biere, Jeremiah Hatch, Steven Johnson,

Toben Oporum

Sept. 3	MCNEESE ST. (Nt.)	W	42-24	41,068
Sept. 10	NORTHERN ILLINOIS (Nt.)	W	45-42	48,084
Sept. 17	at Georgia Tech	L	24-66	42,025
Oct. 1	TEXAS TECH (HC)	L	34-45	39,621
Oct. 8	at Oklahoma State (6)	L	28-70	58,030
Oct. 15	OKLAHOMA (1) (Nt.)	L	17-47	42,580
Oct. 22	KANSAS STATE (12)	L	21-59	47,157
Oct. 29	at Texas (24) (Nt.)	L	0-43	99,211
Nov. 5	at Iowa State	L	10-13	51,575
Nov. 12	BAYLOR (OT)	L	30-31	35,188
Nov. 19	at Texas A&M	L	7-61	86,411
Nov. 26	vs. Missouri (at K.C.)	L	10-24	47,059

CHARLIE  
WEIS3 SEASONS, 2012-14  
6-22, .214

## 2012 (1-11, 0-9) BIG 12: 10TH

Captains: Dayne Crist, Tanner Hawkinson, Toben Oporum

Sept. 1	SOUTH DAKOTA ST. (Nt.)	W	31-17	46,601
Sept. 8	RICE	L	24-25	44,683
Sept. 15	TCU (16)	L	6-20	43,867
Sept. 22	at Northern Illinois	L	23-30	18,374
Oct. 6	at Kansas State (7)	L	16-56	50,344
Oct. 13	OKLAHOMA ST.	L	14-20	31,115
Oct. 20	at Oklahoma (10) (Nt.)	L	7-52	84,532
Oct. 27	TEXAS	L	17-21	40,097
Nov. 3	at Baylor	L	14-41	39,039
Nov. 10	at Texas Tech (20T) (25)	L	34-41	55,052
Nov. 17	IOWA STATE (Nt.)	L	23-51	41,608
Dec. 1	at West Virginia	L	10-59	51,112

## 2013 (3-9, 1-8) BIG 12: 10TH

Captains: Jake Heaps, Ben Heeney, James Sims,

Keon Stowers

Sept. 7	SOUTH DAKOTA (Nt.)	W	31-14	41,920
Sept. 14	at Rice (Nt.)	L	14-23	22,974
Sept. 21	LOUISIANA TECH	W	13-10	39,823
Oct. 5	TEXAS TECH (20)	L	16-54	35,648
Oct. 12	at TCU	L	17-27	41,894
Oct. 19	OKLAHOMA (18)	L	19-34	41,113
Oct. 26	BAYLOR (6) (Nt.)	L	14-59	32,264
Nov. 2	at Texas	L	13-35	97,105
Nov. 9	at Oklahoma State (15)	L	6-42	58,476
Nov. 16	WEST VIRGINIA	W	31-19	30,809
Nov. 23	at Iowa State (Nt.)	L	0-34	54,081
Nov. 30	KANSAS STATE	L	10-31	43,610

# YEAR-BY-YEAR

## 2014 (3-9, 1-8) BIG 12: 9TH

Captains: Nick Harwell, Ben Heeneey, Cassius Sendish

Sept. 6	SOUTHEAST MISSOURI ST. (Nt.)	W	34-28	36,574
Sept. 13	at Duke	L	3-41	25,203
Sept. 20	CENTRAL MICHIGAN	W	24-10	34,822
Sept. 27	TEXAS	L	0-23	36,904
Oct. 4	at West Virginia	L	14-33	52,164
Oct. 11	OKLAHOMA STATE (16)	L	20-27	31,985
Oct. 18	at Texas Tech	L	21-34	54,071
Nov. 1	at Baylor (12)	L	14-60	45,754
Nov. 8	IOWA STATE	W	34-14	33,288
Nov. 15	TCU (5)	L	30-34	30,889
Nov. 22	at Oklahoma (23)	L	7-44	84,908
Nov. 29	at Kansas State (11)	L	13-51	53,439

\*Clint Bowen took over as head coach for final eight games

## DAVID BEATY

2 SEASONS, 2015-16  
2-22, .090



## 2015 (0-12, 0-9) BIG 12: 10TH

Captains: Montell Cozart, Ben Goodman Jr., Fish Smithson

Sept. 5	SOUTH DAKOTA ST.	L	38-41	30,144
Sept. 12	MEMPHIS	L	23-55	37,798
Sept. 26	at Rutgers	L	14-27	46,136
Oct. 3	at Iowa State	L	13-38	55,837
Oct. 10	BAYLOR (3)	L	7-66	25,910
Oct. 17	TEXAS TECH	L	20-30	25,186
Oct. 24	at Oklahoma State (14)	L	10-58	59,846
Oct. 31	OKLAHOMA (14) (HC)	L	7-62	26,667
Nov. 7	at Texas (Nt.)	L	20-59	92,529
Nov. 14	at TCU (15)	L	17-23	44,375
Nov. 21	WEST VIRGINIA	L	0-49	21,415
Nov. 28	KANSAS STATE	L	14-45	23,842

## 2016 (2-10, 1-8) BIG 12: 10TH

Captains: Montell Cozart, Joe Dineen Jr., Fish Smithson

Sept. 3	RHODE ISLAND	W	55-6	26,864
Sept. 10	OHIO	L	21-37	28,467
Sept. 17	at Memphis	L	7-43	34,448
Sept. 29	at Texas Tech	L	19-55	56,494
Oct. 8	TCU	L	23-24	23,946
Oct. 15	at Baylor (11)	L	7-49	47,598
Oct. 22	OKLAHOMA STATE	L	20-44	26,262
Oct. 29	at Oklahoma (16)	L	3-56	86,301
Nov. 5	at West Virginia (14)	L	21-48	56,343
Nov. 12	IOWA STATE	L	24-31	23,757
Nov. 19	TEXAS (OT)	W	24-21	25,673
Nov. 26	at Kansas State	L	19-34	52,637

## ALL-TIME COACHING RECORDS

COACH	YEARS	SEASONS	W-L-T	PCT
No Coach	1890	1	1-2-0	.333
1. E. M. Hopkins	1891	1	7-0-1	.938
2. A. W. Shepard	1892-93	2	9-6-0	.600
3. Hector Cowan	1894-96	3	15-7-1	.674
4. Wylie G. Woodruff	1897-98	2	15-3-0	.833
5. Fielding H. Yost	1899	1	10-0-0	1.000
6. Charles Boynton	1900	1	2-5-2	.333
7. John Outland	1901	1	3-5-2	.400
8. Arthur Curtis	1902	1	6-4-0	.600
9. Harrison Weeks	1903	1	6-3-0	.667
10. A. R. Kennedy	1904-10	7	52-9-4	.831
11. Ralph W. Sherwin	1911	1	4-2-2	.625
12. Arthur Mosse	1912-13	2	9-7-0	.563
13. H. M. Wheaton	1914	1	5-2-1	.688
14. Herman Olcott	1915-17	3	16-7-1	.688
15. Jay Bond	1918	1	2-2-0	.500
16. Leon McCarty	1919	1	3-2-3	.563
17. Forrest C. Allen	1920	1	5-2-1	.688
18. Patsy Clark	1921-25	5	16-17-6	.487
19. Franklin Cappon	1926-27	2	5-10-1	.344
20. Bill Hargiss	1928-32	5	18-16-2	.500
21. Ad Lindsey\$	1932-38	6	23-30-8	.443
22. Gwinn Henry	1939-42	4	9-27-0	.250
23. Henry Shenk	1943-45	3	11-16-3	.417
24. George Sauer	1946-47	2	15-3-3	.786
25. J. V. Sikes	1948-53	6	35-25-0	.583
26. Chuck Mather	1954-57	4	11-26-3	.313
27. Jack Mitchell	1958-66	9	44-42-5	.511
28. Pepper Rodgers	1967-70	4	20-22-0	.476
29. Don Fambrough	1971-74	4	19-25-1	.433
	1979-82	4	17-24-4	.422
TOTALS		8	36-49-5	.428
30. Bud Moore	1975-78	4	17-27-1	.389
31. Mike Gottfried	1983-85	3	15-18-1	.456
32. Bob Valesente	1986-87	2	4-17-1	.205
33. Glen Mason	1988-96	9	47-54-1	.466
34. Terry Allen	1997-2001	5	20-33-0	.379
Tom Hayes*	2001	--	1-2-0	.333
35. Mark Mangino	2002-09	8	50-48-0	.505
36. Turner Gill	2010-11	2	5-19-0	.208
37. Charlie Weis	2012-14	2	6-22-0	.214
Clint Bowen^	2014	--	1-7-0	.125
38. David Beaty	2015-Present	2	2-22	.090
TOTALS		127	581-620-58	.461

\$ Ad Lindsey coached final six games of 1932 season

\* Tom Hayes served as interim head coach for the final three games in 2001

^ Clint Bowen served as interim head coach for the final eight games in 2014



DON FAMBROUGH



GLEN MASON



JACK MITCHELL



1899 FOOTBALL TEAM



1902 FOOTBALL TEAM



1908 FOOTBALL TEAM



1921 FOOTBALL TEAM



1925 FOOTBALL TEAM

# SEASON RESULTS

## PRIOR TO CONFERENCE ACTION (1890-1906)

YEAR	OVERALL	HOME	AWAY	NEUTRAL	CONF.	FINISH	COACH	POSTSEASON
1890	1-2-0	1-0-0	0-2-0	0-0-0	--	--	No Coach	
1891	7-0-1	2-0-0	3-0-0	2-0-1	--	--	E. M. Hopkins	
1892	7-1-0	3-0-0	2-1-0	2-0-0	--	--	A. W. Shepard	
1893	2-5-0	0-1-0	1-2-0	1-2-0	--	--	A. W. Shepard	
1894	2-3-1	1-0-1	0-2-0	1-1-0	--	--	Hector Cowan	
1895	6-1-0	2-0-0	2-0-0	2-1-0	--	--	Hector Cowan	
1896	7-3-0	5-0-0	1-1-0	1-2-0	--	--	Hector Cowan	
1897	8-2-0	4-0-0	2-1-0	2-1-0	--	--	Wylie G. Woodruff	
1898	7-1-0	3-1-0	2-0-0	2-0-0	--	--	Wylie G. Woodruff	
1899	10-0-0	6-0-0	3-0-0	1-0-0	--	--	Fielding H. Yost	
1900	2-5-2	0-3-1	2-1-0	0-1-1	--	--	Charles Boynton	
1901	3-5-2	2-3-0	1-1-2	0-1-0	--	--	John Outland	
1902	6-4-0	4-1-0	1-3-0	1-0-0	--	--	Arthur Curtis	
1903	6-3-0	4-2-0	1-1-0	1-0-0	--	--	Harrison Weeks	
1904	8-1-1	3-1-1	3-0-0	2-0-0	--	--	A.R. Kennedy	
1905	10-1-0	5-0-0	4-0-0	1-1-0	--	--	A.R. Kennedy	
1906	6-2-2	5-0-0	1-2-1	0-0-1	--	--	A.R. Kennedy	

## MISSOURI VALLEY INTERCOLLEGIATE ATHLETIC ASSOCIATION (1907-28)

YEAR	OVERALL	HOME	AWAY	NEUTRAL	CONF.	FINISH	COACH	POSTSEASON
1907	5-3-0	3-1-0	1-2-0	1-0-0	1-1-0	3rd	A.R. Kennedy	
1908	9-0-0	6-0-0	2-0-0	1-0-0	4-0-0	1st	A.R. Kennedy	
1909	8-1-0	5-0-0	3-0-0	0-1-0	3-1-0	2nd	A.R. Kennedy	
1910	6-1-1	4-1-0	2-0-0	0-0-1	1-1-1	5th	A.R. Kennedy	
1911	4-2-2	2-2-2	2-0-0	--	1-1-1	3rd	Ralph W. Sherwin	
1912	4-4-0	4-1-0	0-3-0	--	1-2-0	5th	Arthur Mosse	
1913	5-3-0	4-1-0	1-2-0	--	3-2-0	3rd	Arthur Mosse	
1914	5-2-1	3-1-1	2-1-0	--	2-2-0	4th	H. M. Wheaton	
1915	6-2-0	4-1-0	2-1-0	--	3-1-0	2nd	Herman Olcott	
1916	4-3-1	2-1-1	2-2-0	--	1-2-1	5th	Herman Olcott	
1917	6-2-0	4-1-0	2-1-0	--	3-1-0	t2nd	Herman Olcott	
1918	2-2-0	2-1-0	0-1-0	--	0-0-0	--	Jay Bond	
1919	3-2-3	3-1-1	0-1-2	--	1-1-1	4th	Leon McCarty	
1920	5-2-1	4-0-1	1-2-0	--	3-2-0	t3rd	Forrest C. Allen	
1921	4-3-0	2-1-0	2-2-0	--	3-3-0	5th	Potsy Clark	
1922	3-4-1	3-1-0	0-3-1	--	1-3-1	t7th	Potsy Clark	
1923	5-0-3	4-0-2	1-0-1	--	3-0-3	t1st	Potsy Clark	
1924	2-5-1	1-3-0	1-2-1	--	2-4-1	t7th	Potsy Clark	
1925	2-5-1	2-2-0	0-3-1	--	2-5-1	t8th	Potsy Clark	
1926	2-6-0	2-2-0	0-4-0	--	1-5-0	9th	Franklin Cappon	
1927	3-4-1	2-2-1	1-2-0	--	3-3-1	5th	Franklin Cappon	
1928	2-4-2	1-2-1	1-2-1	--	1-3-1	5th	Bill Hargiss	

## BIG SIX CONFERENCE (1929-47)

YEAR	OVERALL	HOME	AWAY	NEUTRAL	CONF.	FINISH	COACH	POSTSEASON
1929	4-4-0	2-2-0	2-2-0	--	2-3-0	5th	Bill Hargiss	
1930	6-2-0	2-1-0	4-1-0	--	4-1-0	1st	Bill Hargiss	
1931	5-5-0	3-3-0	2-2-0	--	1-3-0	4th	Bill Hargiss	
1932	5-3-0	0-3-0	5-0-0	--	3-2-0	2nd	Bill Hargiss (games 1-2), Ad Lindsey	
1933	5-4-1	3-1-0	2-3-1	--	2-3-0	4th	Ad Lindsey	
1934	3-4-3	1-2-2	2-2-1	--	1-2-2	4th	Ad Lindsey	
1935	4-4-1	2-1-1	2-3-0	--	2-2-1	3rd	Ad Lindsey	
1936	1-6-1	1-3-1	0-3-0	--	0-5-0	6th	Ad Lindsey	
1937	3-4-2	1-1-1	2-3-1	--	2-1-2	3rd	Ad Lindsey	
1938	3-6-0	2-2-0	1-4-0	--	1-4-0	6th	Ad Lindsey	
1939	2-6-0	1-3-0	1-3-0	--	1-4-0	t4th	Gwinn Henry	
1940	2-7-0	2-2-0	0-5-0	--	0-5-0	6th	Gwinn Henry	
1941	3-6-0	3-1-0	0-5-0	--	2-3-0	4th	Gwinn Henry	
1942	2-8-0	1-4-0	1-4-0	--	1-4-0	t5th	Gwinn Henry	
1943	4-5-1	4-1-0	0-4-1	--	2-3-0	t4th	Henry Shenk	
1944	3-6-1	3-2-0	0-3-1	0-1-0	1-4-0	5th	Henry Shenk	
1945	4-5-1	2-1-1	2-3-0	0-1-0	1-3-1	5th	Henry Shenk	
1946	7-2-1	3-1-0	4-1-0	0-0-1	4-1-0	t1st	George Sauer	
1947	8-1-2	4-0-0	4-0-1	0-1-1	4-0-1	t1st	George Sauer	Orange Bowl

## BIG SEVEN CONFERENCE (1948-56)

YEAR	OVERALL	HOME	AWAY	NEUTRAL	CONF.	FINISH	COACH	POSTSEASON
1948	7-3-0	3-2-0	4-1-0	--	4-2-0	3rd	J.V. Sikes	
1949	5-5-0	2-3-0	3-2-0	--	2-4-0	5th	J.V. Sikes	
1950	6-4-0	2-3-0	4-1-0	--	3-3-0	4th	J.V. Sikes	
1951	8-2-0	5-0-0	3-2-0	--	4-2-0	3rd	J.V. Sikes	
1952	7-3-0	4-2-0	3-1-0	--	3-3-0	5th	J.V. Sikes	
1953	2-8-0	1-4-0	1-4-0	--	2-4-0	t4th	J.V. Sikes	
1954	0-10-0	0-6-0	0-4-0	--	0-6-0	7th	Chuck Mather	
1955	3-6-1	3-2-1	0-4-0	--	1-4-1	t5th	Chuck Mather	
1956	3-6-1	0-4-1	3-2-0	--	2-4-0	t5th	Chuck Mather	



BIG EIGHT CONFERENCE (1957-95)

YEAR	OVERALL	HOME	AWAY	NEUTRAL	CONF.	FINISH	COACH	POSTSEASON
1957	5-4-1	3-2-0	2-2-1	--	4-2-0	2nd	Chuck Mather	
1958	4-5-1	2-3-0	2-1-1	0-1-0	3-2-1	4th	Jack Mitchell	
1959	5-5-0	4-1-0	1-4-0	--	3-3-0	3rd	Jack Mitchell	
1960	7-2-1	3-1-1	4-1-0	--	4-2-1	3rd	Jack Mitchell	
1961	7-3-1	3-1-1	3-2-0	1-0-0	5-2-0	t2nd	Jack Mitchell	Bluebonnet Bowl
1962	6-3-1	2-3-0	4-0-1	--	4-2-1	4th	Jack Mitchell	
1963	5-5-0	3-2-0	2-3-0	--	3-4-0	t4th	Jack Mitchell	
1964	6-4-0	3-2-0	3-2-0	--	5-2-0	3rd	Jack Mitchell	
1965	2-8-0	2-3-0	0-5-0	--	2-5-0	t5th	Jack Mitchell	
1966	2-7-1	0-4-0	2-3-1	--	0-6-1	t7th	Jack Mitchell	
1967	5-5-0	4-1-0	1-4-0	--	5-2-0	t2nd	Pepper Rodgers	
1968	9-2-0	5-1-0	4-0-0	0-1-0	6-1-0	t1st	Pepper Rodgers	Orange Bowl
1969	1-9-0	1-4-0	0-5-0	--	0-7-0	8th	Pepper Rodgers	
1970	5-6-0	3-3-0	2-3-0	--	2-5-0	t6th	Pepper Rodgers	
1971	4-7-0	4-2-0	0-5-0	--	2-5-0	t5th	Don Fambrough	
1972	4-7-0	1-5-0	3-2-0	--	3-4-0	t4th	Don Fambrough	
1973	7-4-1	5-0-1	2-3-0	0-1-0	4-2-1	t2nd	Don Fambrough	Liberty Bowl
1974	4-7-0	2-3-0	2-4-0	--	1-6-0	t7th	Don Fambrough	
1975	7-5-0	3-3-0	4-1-0	0-1-0	4-3-0	4th	Bud Moore	Sun Bowl
1976	6-5-0	3-3-0	3-2-0	--	2-5-0	7th	Bud Moore	
1977	3-7-1	3-1-1	0-6-0	--	2-4-1	6th	Bud Moore	
1978	1-10-0	1-5-0	0-5-0	--	0-7-0	8th	Bud Moore	
1979	3-8-0	2-4-0	1-4-0	--	2-5-0	t5th	Don Fambrough	
1980	4-5-2	1-4-0	3-1-2	--	3-3-1	4th	Don Fambrough	
1981	8-4-0	6-1-0	2-2-0	0-1-0	4-3-0	t3rd	Don Fambrough	Hall of Fame Bowl
1982	2-7-2	2-4-0	0-3-2-0	--	1-5-1	t6th	Don Fambrough	
1983	4-6-1	3-3-0	1-3-1-0	--	2-5-0	t6th	Mike Gottfried	
1984	5-6-0	3-2-0	2-4-0	--	4-3-0	4th	Mike Gottfried	
1985	6-6-0	5-2-0	1-4-0	--	2-5-0	6th	Mike Gottfried	
1986	3-8-0	3-4-0	0-4-0	--	0-7-0	8th	Bob Valesente	
1987	1-9-1	1-5-0	0-4-1	--	0-6-1	t7th	Bob Valesente	
1988	1-10-0	1-5-0	0-5-0	--	1-6-0	7th	Glen Mason	
1989	4-7-0	2-4-0	2-3-0	--	2-5-0	6th	Glen Mason	
1990	3-7-1	2-4-0	1-3-1	--	2-4-1	t4th	Glen Mason	
1991	6-5-0	4-2-0	2-3-0	--	3-4-0	5th	Glen Mason	
1992	8-4-0	4-2-0	3-2-0	1-0-0	4-3-0	3rd	Glen Mason	Aloha Bowl
1993	5-7-0	4-2-0	1-4-0	0-1-0	3-4-0	5th	Glen Mason	
1994	6-5-0	3-3-0	3-2-0	--	3-4-0	5th	Glen Mason	
1995	10-2-0	5-1-0	3-1-0	2-0-0	5-2-0	t2nd	Glen Mason	Aloha Bowl

BIG 12 CONFERENCE (1996-PRESENT)

YEAR	OVERALL	HOME	AWAY	NEUTRAL	CONF.	FINISH	COACH	POSTSEASON
1996	4-7-0	1-4-0	3-3-0	--	2-6-0	5th North	Glen Mason	
1997	5-6-0	5-1-0	0-5-0	--	3-5-0	5th North	Terry Allen	
1998	4-7-0	3-3-0	1-4-0	--	1-7-0	5th North	Terry Allen	
1999	5-7-0	5-2-0	0-5-0	--	3-5-0	4th North	Terry Allen	
2000	4-7-0	3-3-0	1-4-0	--	2-6-0	5th North	Terry Allen	
2001	3-8-0	2-5-0	1-3-0	--	1-7-0	6th North	Terry Allen (Tom Hayes final 3 games)	
2002	2-10-0	1-5-0	1-5-0	--	0-8-0	6th North	Mark Mangino	
2003	6-7-0	5-2-0	1-4-0	0-1-0	3-5-0	4th North	Mark Mangino	Tangerine Bowl
2004	4-7-0	3-3-0	1-4-0	--	2-6-0	5th North	Mark Mangino	
2005	7-5-0	6-0-0	0-4-0	1-1-0	3-5-0	5th North	Mark Mangino	Fort Worth Bowl
2006	6-6-0	5-2-0	1-4-0	--	3-5-0	4th North	Mark Mangino	
2007	12-1-0	7-0-0	4-0-0	1-1-0	7-1-0	1st North	Mark Mangino	Orange Bowl
2008	8-5-0	5-2-0	1-3-0	2-0-0	4-4-0	3rd North	Mark Mangino	Insight Bowl
2009	5-7-0	4-2-0	1-4-0	0-1-0	1-7-0	6th North	Mark Mangino	
2010	3-9-0	3-4-0	0-4-0	0-1-0	1-7-0	6th North	Turner Gill	
2011	2-10-0	2-4-0	0-5-0	0-1-0	0-9-0	10th	Turner Gill	
2012	1-11-0	1-5-0	0-6-0	--	0-9-0	10th	Charlie Weis	
2013	3-9-0	3-4-0	0-5-0	--	1-8-0	10th	Charlie Weis	
2014	3-9-0	3-3-0	0-6-0	--	1-8-0	9th	Charlie Weis (Clint Bowen final 8 games)	
2015	0-12-0	0-7-0	0-5-0	--	0-9-0	10th	David Beaty	
2016	2-10-0	2-4-0	0-6-0	--	1-8-0	10th	David Beaty	

**TOTALS** OVERALL 581-620-58 HOME 357-267-25 AWAY 195-327-27 NEUTRAL 29-26-6 CONFERENCE 242-418-30



MARK MANGINO

KU RECORD BY DECADE

YEARS	OVERALL	HOME	AWAY	NEUTRAL	CONFERENCE
1890-1899	57-18-2	27-2-1	16-9-0	14-7-1	0-0-0
1900-1909	63-25-7	37-11-2	19-10-3	7-4-2	8-2-0
1910-1919	45-23-8	32-11-5	13-12-2	0-0-1	16-13-4
1920-1929	32-37-10	23-15-5	9-22-5	0-0-0	21-31-8
1930-1939	37-44-8	16-20-5	21-24-3	0-0-0	17-27-5
1940-1949	45-48-6	27-17-1	18-28-3	0-3-2	21-29-2
1950-1959	43-53-4	24-27-2	19-25-2	0-1-0	25-33-2
1960-1969	50-48-4	26-22-2	23-25-2	1-1-0	34-33-3
1970-1979	44-66-2	27-29-2	17-35-0	0-2-0	22-46-2
1980-1989	38-68-6	27-34-0	11-33-6	0-1-0	19-48-3
1990-1999	56-57-1	36-24-0	17-32-1	3-1-0	29-44-1
2000-2009	57-63-0	41-24-0	12-35-0	4-4-0	26-54-0
2010-2016	14-70-0	14-31-0	0-37-0	0-2-0	4-58-0

**TOTALS** OVERALL 581-620-58 HOME 357-267-25 AWAY 195-327-27 NEUTRAL 29-26-6 CONFERENCE 242-418-30

## ALL-TIME ASSISTANT COACHES

<b>A</b>	
Mike Ackerley	1980-82
Vic Adamle	1988-96
Rocky Alt	1986-87
Dee Andros	1953
<b>B</b>	
Bill Baldrige	1983
Bobby Baldwin	1974
Johnny Barr	2000-01
Tom Batta	1979-82
David Beaty	2008-09, 2011
Tim Beck	2005-07
George Bernhardt	1958-66, 1971-74
Greg Blache	1987
Don Blackwelder	1974-78
Brandon Blaney	2002-09
Jeff Blasko	2012-14
Ken Blue	1971-74
Jay Bond	1911-15, 1917
Jay Bonds	1983-84
Clint Bowen	2001-09, 2012-Present
Todd Bradford	2016-Present
Vic Bradford	1946-48
Mitch Browning	1988-96
Sandy Buda	1967-74
Frank Bukaty	1940
John W. Bunn	1923-29
Tim Burke	2000-01
<b>C</b>	
Dave Campo	2012-14
Ernest Casini	1935
Rick Christie	1983
George Clark	1916
Don Clements	1956
Joe Bob Clements	2008
Jim Cochran	1986-87
W.J. Coleman	1909
Earnest Collins	2003-06
Ken Conatser	2002
Ralph L. Conger	1937-38
Scott Conley	1987
John Cooper	1967-72
Norman Cooper	1948
Gene Corrotto	1953
Forrest B. Cox	1932-34
Dick Crayne	1938
DeMontie Cross	2012
<b>D</b>	
Mark Dantonio	1991-94
Alan Davidson	1925
Les Davis	1927
Joe DeForest	2016-Present
Bruce DeHaven	1979-81
Mike Dickens	1983-85
Jim Dickey	1973-74
Tyrone Dixon	2002-04
Dave Doeren	2002-05
Terry Donahue	1968-70
Larry Donovan	1979
Dave Dunkelberger	1986-87
<b>E</b>	
Vic Eumont	1984-89
<b>F</b>	
Don Fambrough	1948-53, 1958-70
Mark Farley	1997-2000
Bob Fello	1988-94
Robert Ford	1986
Dick Foster	1971-74
John Fox	1983
Leonard Frank	1912-13
<b>G</b>	
Michael Garrison	1997-98
Al Gebert	1956-57
Mike Getto	1929-39, 1947-50
Denzel Gibbens	1945
David Gibbs	1995-96
Dave Gillespie	1995-96
Ted Gilmore	1999
Bobby Goad	1958-60
Jakc Green	1967
J.B. Grimes	2010-11
Rex Grossart	1956-58
Tim Grunhard	2012-13
<b>H</b>	
John Hadl	1978-81, 1988-89
Ed Hall	1941
"Shorty" Hamil	1905
Mike Hankwitz	1995-96
Bill Hargiss	1934-36, 1938
Tom Hayes	2000
R.D. Helt	1988-93
Pat Henderson	2002-04
Hank Hettwer	1974-78
Jim Hillis	1988-90
Stephen C. Hinshaw	1928-31
J.C. Hixon	1969-70
Vince Hoch	1984-85
William "Red" Hogan	1949
Archie Hogg	1895
Bob Hubbard	1955
Gary Huff	1987
"Red" Huffman	1945
Tony Hull	2016-Present
Vic Hurt	1939-42
Gary Hyman	2015
<b>I</b>	
Rob Ianello	2012-13
Bob Ingalls	1946-48
<b>J</b>	
Je'Ney Jackson	2007-09
Clarence James	2001
Don James	1956
John Jefferson	1990-93
Bill Jennings	1962-63
Jay Johnson	1999-2000
Larry Jones	1977-78
Travis Jones	2001-02
<b>K</b>	
Kevin Kane	2015
Cliff Kimsey	1948-52
Wait Klinker	1997-2000
Klint Kubiak	2014
<b>L</b>	
Paul Laird	1917
Harry Lansing	1939-41
Howard Leaslett	1920
Ben Lee	1963-66
Bob Lee	1971-73
John Levra	1975-78
Tommie Liggins	1983-85
Rob Likens	2015-16
Ad Lindsey	1919-21
Roland Logan	1930-31
Chuck Long	2010-11
Guy Lookabaugh	1926
<b>M</b>	
Mike Mahoney	1986
Mike Mallory	2006
John Manning	1935
Ken Martin	1975-78
Louie Matsakis	2007-09, 2014
Billie Matthews	1970
Leon McCarty	1912-16
Dave McClain	1967-68
Charlie McCuller	1967-73
Don McLeary	1977-82
Brian McNeely	1985
Doug Meachem	2017-Present
Todd Middleton	1997-2000
Bill Miller	2009
Reggie Mitchell	1988-96, 2010-15
Mike Monos	1983-86
Howard Moreland	1938
Dick Moseley	1997-2000
Earle Mosley	2005-06
Arthur Mosse	1906-11
Lawrence Mullins	1927, 1931
Paul Murphy	1930
<b>N</b>	
Dean Nesmith	1943-48
<b>O</b>	
Ben Olison	1968-70
<b>P</b>	
Bill Pace	1954-61
Joe Pannunzio	1986-87
E.E. Parry	1907
Kenny Perry	2015-Present
Jason Phillips	2016
Tim Phillips	1990-96
Wade Phillips	1975
Don Pierce	1945
Don Pile	1978-79
Dick Piskotsky	1954-57
Sam Pittman	2001
Ted Plumb	1972-73
Ron Powlus	2012-13
Glenn Presnell	1937
Dick Purdy	1981-82
Dave Putts	1954-57
<b>Q</b>	
Jan Quarless	1986-87
Nick Quartaro	2002-06
<b>R</b>	
Rich Rachel	1979-82
Ellis Rainsberger	1965
Bud Ratliff	1984-85
John Reagan	2005-09, 2014
Howard Reed	1910
Carl Reese	1975-76
Dick Reich	1956
"Tad" Reid	1923
Dick Reinking	1956
Max Replogle	1939
Wayne Replogle	1940-42, 1945-63
Garrett Riley	2017-Present
Mike Rogers	1956
Golden Pat Ruel	1988-96
Gary Rutledge	1975-77
<b>S</b>	
Frank Sabatini	1955
John Sabo	1925-27
Bill Salmon	1997-2000
Bill Schaake	1966
Elmer Schaake	1943-44
Rip Scherer	2001
Karl Schlademan	1921-23
Paul Schofer	1954-57
Vince Semary	1975-76
Vic Shealy	2010-11
Mike Sheppard	1983
David Shirk	1939
Dan Shonka	1979
Ted Shultz	1924
Tom Sims	2009
Vantz Singletary	2011
Bobby Skahan	1971
Michael Slater	2016
Mike Solari	1983-85
Joe Spencer	1972-73
Russell Sprong	1922
Ralph Sproull	1915
Aaron Stamm	2010-11
Harold O. Steele	1926-27
Kent Stephenson	1979-82
Norm Stoppell	1956
Mano Stukey	1938
Milton Sullivant	1940
Mike Sweatman	1978-82
<b>T</b>	
Bernie Taylor	1961-66
Floyd Temple	1966-74
Calvin Thibodeaux	2015
Carl Torbush	2010
Dick Tomey	1967-70
Steve Tovar	2007-08
Larry Travis	1971
Tom Triplett	1956-62
Tucker	1902
<b>U</b>	
Hub Ulrich	1950-53
<b>V</b>	
Bob Valesente	1984-85
Lance Van Zandt	1975-76
Scott Vestal	2013-14
<b>W</b>	
Lynn O. Waldorf	1928
George Warhop	1985-86
Ed Warinner	2003-04, 2007-09
Dave Warner	1988-96
Lauri Warttinen	1954-57
Morris Watts	1982
Doug Weaver	1967-69
Jim Webster	1975-78
Bill Weidlein	1914
Vere Wellman	1964-66
A.H. "Pop" Werner	1949-52
Louis West	1986-87
Jack White	1975-78
Ardell Wiegandt	1997-2000
Del Wight	1997-98
Clayton Williams	1978
Ivy Williams	1979-81
Jesse Williams	2017-Present
Robert Wimberly	2010-11
Buddy Wyatt	2010-14
Darrell Wyatt	1997-2000, 2010
<b>Y</b>	
Zach Yenser	2015-Present
Bill Young	2002-07
<b>Z</b>	
Ron Zook	1983

# MEDIA INFORMATION

## WEEKLY PRESS RELEASE

Each Monday a complete release previewing the upcoming game and reviewing the season will be available on KUAthletics.com. The release will also be e-mailed to media requesting this service each Monday.

## WEEKLY PRESS CONFERENCE--MEDIA LUNCHEON

Kansas head football coach David Beaty will conduct a weekly press conference each Tuesday during the season. A media luncheon is held at 12 p.m., in the Gridiron Room located in the Anderson Family Football Complex south of Kivisto Field at Memorial Stadium. The weekly press conferences follow in the George R. Mrkoncic Auditorium at 1 p.m. Coordinators and requested players will be made available each week following the Beaty press conference (approximately 1:30 p.m.).

Coach Beaty will also be available on the weekly Big 12 Teleconference on Mondays at 10 a.m. Central. Information on how to take part in the teleconference is available through the Big 12 Conference office.

## INTERVIEWS

Contact the communications office for all player or coach interview requests.

All interviews with players during the season will take place at 1:30 p.m., on Tuesdays in the Gridiron Room at the Anderson Family Football Complex. To request players, media should contact Katy Lonergan, Director of Football Communications, by noon each Monday at [katyl@ku.edu](mailto:katyl@ku.edu) or (785) 864-7314.

Out-of-town media wishing to interview Kansas players should also contact the communications office with their requests by noon the day prior to the interview.

Home and cell phone numbers for players will not be provided and players have been instructed not to accept calls from media without prior notice from the communications office. **Please do not contact a player or coach without scheduling the interview through the communications office.**

## COVERING HOME GAMES

### CREDENTIALS

All credential requests can be made online. Contact the communications office for information on how to access the page. Credentials requested after Monday of the game week will not be mailed. Instead, they will be available for pickup at a location agreeable to both parties. The Kivisto Field at Memorial Stadium Media Will Call distribution location is at the base of the elevator, below the pressbox, on the west side of the stadium.

### GETTING TO KIVISTO FIELD AT MEMORIAL STADIUM

From Kansas City (Kansas City International Airport), Take I-29 North to I-435 South toward Topeka. Merge onto I-70 West to Topeka. Use exit 202 (west exit) in Lawrence and drive south to ninth street. Take a left (east) on ninth street to Mississippi Street and turn right (south).

### PARKING

Media parking is located in the Mississippi Street Parking Garage just south of the Kansas Union on the southeast side of Memorial Stadium. The garage is approximately two blocks away from the stadium.

### PRESSBOX

The Kivisto Field at Memorial Stadium pressbox is located on the west side of the stadium. Entrance is at the base of the elevator located just off of Maine Street. Level eight is reserved for the print media, home and visiting radio, home and visiting booths for coaches and athletics directors, along with game and scoreboard operations. Level nine serves as the photo deck and the location for television booths.

### PRESSBOX SERVICES

Packets with pregame information will be distributed in advance of kickoff on the day of the game. Quarter, halftime, and final statistics, game books, coaches and player quote sheets are all regular services on game day. Stat monitors with live, updated statistics are available throughout the print media level and in booths for electronic media. In addition, television monitors are also part of the fixtures in both home and visiting radio booths.

### WIRELESS INTERNET

Complimentary access to wireless internet is available at Memorial Stadium and information about how to access it will be available in the pressbox.

### TELEPHONES

Writers wanting phone lines at their seat locations should contact the KU Telecommunications Office at (785) 864-9300 regarding installation. For specific line location, please list Katy Lonergan as the contact. Allow at least two weeks notice prior to the game.

## KANSAS COMMUNICATIONS OFFICE

1651 Naismith Drive  
1400 Parrott  
Lawrence, KS 66045

Office (785) 864-3417  
Fax (785) 864-7944  
Website [KUAthletics.com](http://KUAthletics.com)

Todd Kober  
Associate AD/Executive Director  
External Branding



Katy Lonergan  
Director of Football Communications



D.J. Haurin  
Assistant Director, Communications, FB



Josh Carson  
Communications Assistant, FB



Erin Penning  
Office Manager  
Credentials/Pressbox



Rachel Pincus  
Strategic Communications Manager



Chris Theisen  
Assistant AD, Communications

Brian Karst  
Assistant Director of Communications

Theresa Kurtz  
Assistant Director of Communications

Brad Gilbert  
Assistant Director of Communications

Kathleen Hermesch  
Graphic Designer

Jeff Jacobsen  
Photographer

[Facebook.com/kuathletics](https://www.facebook.com/kuathletics)  
[Twitter.com/kuathletics](https://twitter.com/kuathletics)  
[Instagram.com/kuathletics](https://www.instagram.com/kuathletics)  
[Youtube.com/user/KUathletics](https://www.youtube.com/user/KUathletics)

## UNIVERSITY CHANCELLOR



DOUGLAS A. GIROD

## POSITION

CHANCELLOR

## ALMA MATER

UC DAVIS

## EXPERIENCE

FIRST YEAR

Douglas A. Girod, M.D., became the 18th chancellor of the University of Kansas on July 1, 2017, after serving for four years as executive vice chancellor of the University of Kansas Medical Center. There he oversaw the educational, research, patient care and community engagement missions of the University of Kansas schools of Medicine, Nursing and Health Professions, with their total annual enrollment of more than 3,300 students; a workforce of more than 2,100 faculty and more than 4,000 staff; and research funding of nearly \$100 million.

In addition to serving as executive vice chancellor, Dr. Girod also served as interim executive dean of the KU School of Medicine until March 24, 2014. Prior to those roles, he served as senior associate dean for clinical affairs and chair of the Department of Otolaryngology-Head and Neck Surgery. A surgeon, Dr. Girod joined the University of Kansas Medical Center faculty in 1994 and quickly rose

through the academic ranks, becoming chair of the otolaryngology department in 2002. He was named Russell E. Bridwell Endowed Chair in 2008.

Dr. Girod earned his bachelor's degree in chemistry from the University of California at Davis and his medical degree from the University of California at San Francisco. He completed his residency and an NIH research fellowship at the University of Washington in Seattle. Prior to joining the University of Kansas Medical Center, Dr. Girod served as vice chairman and research director in the Department of Otolaryngology at the Naval Medical Center in Oakland, California. He served in the United States Navy Reserve from 1982, rising to the rank of lieutenant commander and later earning the Meritorious Service Medal.

## PROFESSIONAL HISTORY

2017-present	Kansas (Chancellor)
2013-17	KU Med Center (Executive Vice Chancellor)
2013-14	KU School of Medicine (Interim Executive Dean)
2002-2013	KU School of Medicine (Chair of the Otolaryngology Department)
1994-2002	KU School of Medicine (Faculty) Naval Medical Center (Vice Chairman and Research Dir. of Otolaryngology)



# DIRECTOR OF ATHLETICS



**DR. SHEAHON ZENGER**

**POSITION** ATHLETICS DIRECTOR

**ALMA MATER** KANSAS STATE, '88

**EXPERIENCE** SEVENTH YEAR

## ADMINISTRATIVE HISTORY

- [2011-present](#) [Kansas \(Athletic Director\)](#)
- [2005-11](#) [Illinois State \(Athletic Director\)](#)
- [2001-05](#) [Kansas State \(Assoc. Athletic Dir.\)](#)

## COACHING HISTORY

- [1998-2000](#) [Wyoming \(Assistant Head Coach\)](#)
- [1997](#) [Wyoming \(Rec. Coord.\)](#)
- [1996](#) [South Florida \(Rec. Coord.\)](#)
- [1989-92](#) [Kansas State \(Dir. Football Ops\)](#)
- [1988](#) [Drake \(Assistant Coach\)](#)
- [1987](#) [Manhattan HS \(Head Coach\)](#)

Dr. Sheahon (SHAY-un) Zenger's genuine care for coaches and student-athletes has hallmarked his career in intercollegiate athletics.

That care, which he has exhibited since his arrival as Athletics Director in January 2011, has helped KU's coaches and student-athletes achieve outstanding performances on both the conference and national stages. Highlights include:

- A National Championship for the Women's Outdoor Track & Field team, and seven individual national championships.
- NCAA Final Four and two Elite 8 appearances for Men's Basketball and seven Big 12 Conference regular-season championships, raising that streak of titles to a record-tying 13.
- NCAA Final Four and Sweet 16 (and five straight NCAA) appearances for Volleyball.
- Two NCAA Sweet 16 appearances for Women's Basketball.
- NCAA Tournament appearances for Softball (twice), Soccer (twice), Men's Golf (twice), Tennis (twice), Baseball and Women's Golf.
- Four National Coach-of-the-Year awards – Stanley Redwine, women's track and field; Bill Self, men's basketball; Ray Bechard, volleyball, and Laura Kuhn (assistant coach), volleyball – and several Big 12 Conference Coach-of-the-Year awards – Self (four times), Bechard (four times), Redwine (three times) and Clark Campbell, swimming (twice). In addition, tennis coach Todd Chapman was named 2016 Coach of the Year for the Central Region after leading the Jayhawks to their first NCAA Tournament appearance in 17 years.

During 2016-17, 10 KU teams were represented in NCAA postseason competition.

Zenger has spearheaded some \$90 million in new Kansas Athletics facilities as well – improvements he expects will help KU's coaches and student-athletes continue their run of outstanding performances. Notable among these is the completion of the DeBruce Center, the permanent home of James Naismith's original "Rules of Basket Ball." In addition, a \$2 million renovation of the football locker room is now complete. The track surrounding the football field was removed in summer 2014, replaced with new artificial turf, bringing the turf to within 10 feet of the stands. A \$1 million renovation of the Jayhawks' Sports

Medicine Facility has provided modernized rehabilitation, an x-ray room and treatment areas. Fall 2015 saw the opening of McCarthy Hall, which houses the men's basketball team and an equal number of non-student-athletes. The beautiful new, nationally acclaimed Rock Chalk Park, home to KU soccer, softball, and track and field, has already hosted USA, NCAA and Big 12 Conference meets, and more are on the horizon. And the new Jayhawk Tennis Center, a 12-court indoor-outdoor complex at Rock Chalk Park, now houses the KU tennis team.

Stressing a culture of competitiveness and citizenship, Zenger has instituted KU Leads, a student-athlete development program dedicated to fostering committed leaders and supporting career development.

Zenger came to KU after serving for five years as athletics director at Illinois State University, helping steer ISU Athletics to a place of prominence in the Missouri Valley Conference. He earned two degrees from Kansas State before coming to KU to earn his Ph.D. in educational policy and leadership, strengthening his understanding of university leadership at the highest levels.

Zenger is married to the former Pam McAnarney; they have three children: Luke and Abby, who are in college, and Jake, who's in high school.

# JAYHAWK IMG SPORTS NETWORK

Jayhawk IMG Sports Marketing Office (785) 312-7555  
123 West 8th Street, Suite 303  
Lawrence, KS 66044

University of Kansas football games can be heard exclusively on the Jayhawk IMG Sports Network, which includes 31 stations in 33 markets. Brian Hanni and David Lawrence handle the play-by-play and analysis. Josh Klingler reports from the sidelines and handles the *Crimson and Blue Show*, which runs prior to each KU game, while also providing a postgame interview with head coach David Beaty and Jayhawk players. The Jayhawk IMG Sports Network is operated by Jayhawk IMG Sports Marketing, a division of IMG College with offices in Lawrence. The company also publishes the gameday fancards and manages stadium signage and videoboard advertising for Kansas Athletics. Marc Tuttle serves as the general manager of Jayhawk IMG Sports Marketing.

Hanni was named the play-by-play voice of Kansas Jayhawk football and men's basketball on the Jayhawk/IMG Radio Network on June 21, 2016, and is now entering his second season working with KU.

Hanni also hosts "Hawk Talk," the weekly radio shows of Beaty and men's basketball coach Bill Self, and performs other duties as assigned by Kansas Athletics.

A Topeka, Kansas native, Hanni graduated from the University of Kansas in 2002 with a broadcast management degree with an emphasis on sports broadcasting and media sales. Hanni created the daily show "Rock Chalk Sports Talk" on KLWN Radio in Lawrence in the summer of 2002 and hosted it until 2012. The Jayhawk Radio Network aired the show for several years. Hanni did radio broadcasts of KU baseball games for over a decade, and spent eight years on the radio broadcast team for KU women's basketball. He also served occasionally on KU men's basketball and football broadcasts for eight years.

Hanni left Lawrence in 2012 to become the voice of Texas Tech men's basketball and baseball on the Texas Tech Sports Radio Network. He also did a weekday radio show, "The Bottom Line."

Hanni has won over 25 awards from the Kansas Association of Broadcasters. In 2015 he was inducted into the Topeka West High School Sports Hall of Fame for his efforts in sportscasting.

Hanni is well-known in the Lawrence community, not only for his broadcasting talent but also for his charity work. In 2009 he founded (and still organizes) an annual celebrity basketball game, "The Rock Chalk Roundball Classic," which raises money for local families fighting cancer. He is an active participant in other youth-related organizations within the community as well.

Lawrence is in his 31st season with the Jayhawk IMG Sports Network and his 11th full season inside the broadcast booth. He has hosted the *Crimson and Blue Show* and performed sideline reporting duties on the Network for 22 years. A four-year letterwinner while playing tight end and offensive guard at KU, Lawrence was a team captain, offensive player of the year and an All-Big Eight selection in 1981. He served as a graduate assistant coach under Kansas coaches Don Fambrough and Mike Gottfried. Lawrence is retired from teaching at Lawrence Free State High School and previously at South Junior High School where he also was head football coach for 17 years. He currently is in charge of the freshman football program at Free State, does some local sports talk radio and dotes on his three granddaughters.

Lawrence was analyst on the KU football radio broadcasts in 1982 and was the TV analyst for KU football telecasts on Sunflower Broadband Channel 6 from 1988 to 1994.

Klingler serves as the team's sideline reporter and also hosts the pregame *Crimson and Blue Show*. He has been a part of the Jayhawk IMG Network since 2005 covering football, men's and women's basketball. He also is the morning drive co-host on 610 Sports Radio KCSP in Kansas City.

Bob Newton, who handles broadcast operations, is in his 34th year as producer-engineer of the Jayhawk IMG Sports Network. He also provides technical support for the student radio stations at KU, and is a duty officer and public information officer for Douglas County Emergency Management.

## JAYHAWK NETWORK AFFILIATES

Abilene/Salina	KDJM-101.7 FM
*Concordia	KNCK-94.9 FM
Dodge City	KGNO-1370 AM
Emporia	KVOE-1400 AM
Fort Scott	KMDO-1600 AM
Fort Scott	KOMB-103.9 FM
Garden City	KBUF-1030 FM
Glen Elder	KZDY-96.3 FM
Goodland/Colby	KWGB-97.9 FM
Great Bend	KBGL-106.9 FM
Hays	KAYS-1400 AM
Hutchinson	KSKU-94.7 FM
Iola	KIOL-1370 AM
Kansas City	TBD
Lawrence (Flagship)	KLWN-1320 AM
Lawrence (Flagship)	KLZR-105.9 FM
Liberal	KSCB-1270 AM
Marysville	KNDY-95.5 FM
Parsons	KLKC-1540 AM
*Parsons	KLKC-93.5 FM
Phillipsburg	KKAN-1490 AM
Phillipsburg	KQMA-92.5 FM
Russell	KRSL-95.9 FM
Topeka	KMAJ-1440 AM
*Topeka	KWIC-99.3 FM
Wellington	KLEY-100.3 FM
Wichita	KFH-1240 AM
Wichita	KFH-97.5 FM

\*carries games only (does not carry Hawk Talk)

-- affiliates subject to change, check your local listings



Use your computer or mobile device to catch every Kansas broadcast on the web or via the TuneIn app.



## ALL-TIME JAYHAWK RADIO VOICES

1946-84	Max Falkenstien (pbp), Gerry Barker (cc), Bob Fromme (cc), David Jaynes (cc), Jim Fender (cc)
1953-54	Merle Harmon (pbp)
1955-57	Bill Grigsby (pbp), Dick Harp (cc)
1958-60	Monte Moore (pbp), Dick Harp (cc)
1960-66	Tom Hedrick (pbp), Dick Harp (cc), Dan Kahler (cc)
1967-68	Gary Bender (pbp), Galen Fiss (cc)
1968-74	Jerry Bailey (pbp), Dan Kahler (cc)
1975-84	Tom Hedrick (pbp), Steve Sutherland (cc), Bob Neu (cc), David Jaynes (cc)
1983-84	Tom Hedrick (pbp), Kevin Harlan (cc)
1984-2005	Bob Davis (pbp), Max Falkenstien (cc)
1993-2005	David Lawrence (sidelines)
2006-14	Bob Davis (pbp), David Lawrence (cc), Nate Bukaty (sidelines)
2015	Bob Davis (pbp), David Lawrence (cc), Josh Klingler (sidelines)
2016-Present	Brian Hanni (pbp), David Lawrence (cc), Josh Klingler (sidelines)

## NCAA COMPLIANCE

As a fan of KU Athletics, it is important to become familiar with NCAA, Big 12 and Kansas Athletics Compliance rules. Please review the following information as a brief guide to NCAA compliance and feel free to contact our office at any time. We appreciate your support and cooperation. Rock Chalk Jayhawk!

### BOOSTER DEFINED

A booster is any individual, independent agency, corporate entity (e.g., apparel or equipment manufacturer), or other organization that is known to:

- Hold, or have ever held, season tickets for any sport with Kansas Athletics;
- Have participated in, or to be a member of, an agency or organization promoting any Kansas Athletics program (e.g. University of Kansas Alumni Association, K Club, sport booster groups, etc.);
- Have made financial contributions to the athletics department or to an athletics booster organization of that institution (e.g. Hardwood Club or any sport-specific booster groups);
- Be assisting, or to have assisted in, providing benefits to enrolled student-athletes or their families, which would trigger booster status under NCAA rules. These benefits include, but are not limited to, financial assistance, use of a car, use of a cell phone, etc.;
- Provide allowable benefits (e.g., summer jobs) to enrolled student-athletes; or
- Promote Kansas Athletics in any way.

\*This list is not exhaustive. Please contact the Kansas Athletics Compliance Office if you have any questions about your possible status as a booster. Once an individual or entity is deemed to be a booster it carries that status forever.

### EXTRA BENEFITS

An extra benefit is any special gift or arrangement provided to a student-athlete, or student-athlete's friends or family members which is not available to the general KU student body or the general public. Should a prospective student-athlete or current student-athlete receive an extra benefit they will be ineligible for competition.

### IMPERMISSIBLE EXTRA BENEFITS EXAMPLES (THIS IS NOT AN EXHAUSTIVE LIST):

For Prospective and Current Student-Athletes:

- Cash or loans or the co-signing of loans
- Assistance with paying bills, rent or mortgages
- Use of an automobile or any other transportation
- Entertainment of admission to an event (e.g. movies, athletic events, banquets, clubs, special events/parties, concerts, etc.)
- Gifts of any kind, including those on special occasions such as birthdays, religious holidays, graduation, etc.
  - Free or reduced-cost services, rentals, or purchases of any type (e.g. meals, drinks, clothing, laundry, haircuts, legal fees, tattoos, golf, car services, etc.)
  - Free or reduced-cost housing for any length of time
  - Use of your telephone or credit card
  - Providing a meal or paying for a meal at a public location
  - Academic assistance of any kind (e.g., tutoring, editing papers/projects, assistance in completing class work, use of computer, etc.)

### PROSPECTIVE STUDENT-ATHLETES

A prospective student-athlete is anyone who has entered the ninth grade. Impermissible activities with a prospective student-athlete include:

- Having any type of recruiting communication including conversations, social media messages and letters.
  - Conducting any evaluation of their ability on behalf of the Kansas coaching staff or providing evaluations to the Kansas coaching staffs.
  - Contacting the prospective student-athlete.
- Getting involved in recruiting activities without consent from the Compliance Office could jeopardize the eligibility of the prospective student-athlete.

### RECRUITING INDUCEMENT:

A recruiting inducement under NCAA rules is any special gift or arrangement provided to a prospective student-athlete that is not available to the general population. The arrangement of such a benefit would be considered an improper inducement to encourage the eventual enrollment of a prospective student-athlete.

Kansas Athletics is responsible for the actions of its boosters and fans and is always available to answer any questions regarding permissible recruiting activities.

### EMPLOYMENT OF A STUDENT-ATHLETE

Employment of a student-athlete is permissible, provided all six of the following conditions are met:

1. Student-athlete is only paid for the work actually performed;
2. Student-athlete is paid at the rate commensurate with the going rate in that locale for similar services;
3. Student-athlete may not be compensated in any manner for any value or utility that he or she may have for an employer because of any publicity, reputation, fame, or personal following that he/she may have because of his or her athletics ability;
4. Student-athletes must register all jobs during the academic year and the summer by completing the Student-Athlete Employment Form and returning it to the Athletics Compliance Office prior to beginning work;
5. Proof of earnings is required and all student-athletes must submit a pay stub at the end of their employment. All paperwork must be submitted along with a verification of earnings; and
6. Employers **MUST** confirm their employment of Kansas Athletics student-athletes prior to the student-athletes' employment.

### PROMOTIONAL ACTIVITIES – STUDENT-ATHLETES

- Student-athletes are not eligible for participation in intercollegiate athletics if he/she accepts compensation, or permits the use of his/her name or pictures to promote a commercial enterprise.
  - A student-athlete's name or picture may not be used to advertise, recommend, or promote directly the sale or use of a commercial product or service of any kind.
  - If a student-athlete's name or picture appears on commercial items (t-shirts, playing cards, posters, photographs, etc.) or is used to promote a commercial product without the student-athlete's knowledge or permission, the student-athlete and the institution are required to take steps to stop such an activity in order to maintain the student-athlete's eligibility.

### GAMBLING ACTIVITIES

NCAA rules prohibit student-athletes and athletic department staff members from participating in any sports gambling activity or providing information concerning competitions to individuals involved in organized gambling activities. Additionally, it is a violation of federal law for boosters, student-athletes, or staff members to tamper with the outcome of a collegiate contest. Please do not ask any student-athletes or staff members for information regarding student-athlete performance/injuries.

### NCAA RULES

Top 10 Things Fans & Friends of Kansas Athletics Should Know About NCAA Rules:

1. You should always report any suspected or known violations to the Compliance Office immediately.
2. The NCAA holds Kansas Athletics accountable for the actions of its fans and supporters. If you are involved with NCAA violations (known or unknown), Kansas may have to forfeit games, entire seasons, scholarships, recruiting opportunities, or may be prohibited from participating in the post-season.
3. You may send information about prospects to Kansas Athletics coaching staff members.
4. You may continue established relationships with friends and neighbors whose children are prospects or student-athletes. The relationship must pre-date high school and is not based on his/her status as an athlete (this must be registered in advance with the Compliance Office).
5. You may not be involved in recruiting prospective student-athletes on behalf of Kansas Athletics. A prospective student-athlete is a student who has started classes for the ninth grade.
6. You may not become involved in arranging for a prospect, a Kansas student-athlete, or a Kansas student-athlete's friends or family to receive money or financial assistance of any kind.
7. You may not provide transportation to a prospect, student-athlete or their friends and family.
8. You cannot spend funds to entertain prospects, student-athletes or their friends and family or provide them with any other extra benefit.
9. You may not use a photo or name of a student-athlete for commercial purposes or sell student-athlete memorabilia.
10. Always ask before you act!

## FOR SPECIFIC NCAA RULE INTERPRETATIONS, PLEASE CONTACT THE ATHLETIC COMPLIANCE OFFICE:

Kansas Athletics Compliance Office  
1651 Naismith Drive  
Lawrence, KS 66045

Phone (785) 864-4200  
Fax (785) 864-5289  
Email [compliance@ku.edu](mailto:compliance@ku.edu)

Follow us on Twitter @JayhawkComply and like us on Facebook at Kansas Athletics Compliance.

## WILLIAMS EDUCATION FUND

Thank you to all of the 2017 Williams Education Fund donors who help support our 500-plus student-athletes.

## HALL OF FAME

Dana & Sue Anderson  
David J. Anderson, M.D.  
Jean & Justin Anderson, DDS  
Phillip & Betty Baker  
Melody & Joe Balentine  
Patrick & Stephanie Beatty/  
Mark & Sarah Devries  
Paul & Amy Bischler  
Randy & Nancy Blue  
David Booth  
Mark W. Booth  
Jeanne & Joe Brandmeyer  
Ben Breidenthal &  
McKenzie Breidenthal  
Jerry C. Brown  
Larry K. & Darren A. Brubaker  
Herbert & Bonnie Buchbinder  
Bruce & Jeanie Bundy  
Capital City Bank/Frank Sabatini  
Ron Carlson  
Arnold & Carol Caviar  
Jack Clevenger  
Stephen & Barbara Cloud  
Howard & Debbi Cohen  
H. Richard & Barry Lee Coleman  
Scott & Betsy Coons  
Dr. & Mrs. Kevin Cunningham  
Debra DeBiasse, M.D. &  
North McArthur  
John & Brenda Dicus  
John C. Dicus  
Ron & Dawn Dutton  
Ken & Bonnie Ellington  
John & Rosy Elmore  
First Management  
Jeff & Polly Gentry  
Richard D. Goppert  
Gray Manufacturing  
Kirk & Kendall Hagan  
Sterling Hall Family  
Chuck & Kathy Heath  
Hen House Markets  
Forrest Hoglund  
Catherine Holland  
William & Carolie Houglund  
Michael & Lisa Humbert  
Jayhawk Sports Marketing  
Kenneth & Amy Johnson  
Kay & Monte Johnson Family  
Kevin R. & Nancy H. Jones Family  
Thomas K. & Patricia L. Jones  
Ken Wagnon Family Foundation  
Kivisto Family Fund  
Knap & Bo Knapheide  
Larry & Carol Lady  
Rick & Alma Lahm  
Lance & Lauren Larson  
Jim Lewis/Rick Ball  
Mark & Susan Lierz  
Tom & Kari Lipscomb  
Donald S. Lockton  
Daniel & Margaret Lowe  
The Bob Moore Family  
Rick & Barbara MacArthur  
Kent & Missy McArthur

Bill & Ann McCort  
Dr. & Mrs. Sidney A. McKnight Jr.  
Earl & Kathleen Merkel  
Midwest MillerCoors  
Midwest Minerals, Inc.  
Mike Beatty Family  
Mike & Marsha Morrison/  
Matt & Krista Morrison  
Laird, Steve & Barry Noller  
Linda Ward O'Hara  
Larkin & Kristi O'Keefe  
Maynard & Sarah Oliverius  
Thomas & Kelsey O'Neill  
Richard F. & Ginger Owen  
Gary & Sue Padgett  
R.J. Plisky  
Bill & Aileen Pollock  
Power Sales & Advertising  
Todd & Colleen Preheim  
Jerry & Charla Reilly  
Robert R. Riss, M.D.  
Ed & Barbara Roberts  
Brian & Diane Rose  
Ed Ryan & T.J. Rasmussen  
Kent P. Saylor & Donna C. Saylor  
Miles E. Schnaer  
Community Mortgage  
Russ & Linda Ellis Sims  
R. Todd Slawson  
Kevin & Stefanie Sparks  
Pack & Jill St. Clair  
Linda & John Stewart  
Clark, Sue Ann, Pamela & Craig  
Stewart  
Jon & Christi Stewart  
Bill Sutter  
Thomas J. Morris III &  
Scott R. Stewart  
Olathe Toyota  
David & Joanie Urban  
Kyle & Barbara Vann  
Kevan & Gail Vick  
Tom & Teresa Walsh  
Robert C. & Opal D. Wheeler  
Lew & Susan Wiens

## CHAMPION

Dennis Aguiar  
Midway Ford Truck Center  
Kay & Dan Almanza  
Mike Miller  
Smitty & Donna Belcher  
Todd & Mary Benson  
Jan & Bob Benz  
Dan, Dale, Al & Sasha Boulware  
Tom Bowser & Chris Bowser  
Michael R. Boyce  
Richard W. Boyer  
Kay & Don Brada  
Bruce & Anita Browning  
Steve & Julia Burbridge  
Anderson Chandler  
Mitchell & Nell Katherine Chaney  
Brian A. Comito  
Conklin-Fangman, Investments  
Troy & Susan Cook & Family  
Dale Sharp Honda  
Brad & Patty Daniels  
Patrick G. & Caroline C. Davidson  
Dave & Dee Dillon  
Reed & Stacey Dillon  
Gregory L. Dove

Karen & Derek Dummermuth  
Brad Slatten  
R.A. & Terry B. Edwards  
D. Mikel Elder, M.D.  
David & Debbi Elkouri  
Duane & Beth Fager  
John S. Farrar  
Fee Insurance Group  
Martha Fee  
Douglas A. Friesen, M.D.  
Brian & Elizabeth Gaudreau  
Victory Automotive Eric Gentry  
Lee & Cyndy Glogau  
Deanna & Greg Graves  
Haas & Wilkerson Insurance  
Dick Hall  
Mr. & Mrs. Scott M. Hallier  
Bill Hanna  
George & Carol Hansen  
Hartley Family Sports, LLC  
Hayes KU Athletic Trust  
Rex & Lisa Henoch  
Hamilton & Traci Hill  
Steve & Jane Beach Hipp  
Mark Hobart  
Brent Holman  
Richard A. & Richard H. Hoover  
Joe B. & Nancy A. Jones  
Roger Kampling  
Dan & Janet Kelly  
Mike Berkley & Debbie Berkley  
Bruce & Carol Keplinger  
Kurtis Klein  
Thomas G. Kokoruda  
Ron Kopp  
Landmark National Bank  
Dave & Becky Laney  
David & Stephanie Lawhorn  
Bryan & Carol Lawrence  
LRICO Services  
Mackey Family  
Mike & Jeanine Maloney  
Marshall Family  
Larry L. Marshall & Stacie Coder  
Pat Martin  
Tom & Meef McBride  
Dr. & Mrs. Michael &  
Linda McClintick  
McPherson Contractors, Inc.  
Michael & Cheryl Meier  
John & Nancy Miles  
Doug & Susan Miller  
John & Denise Mundy  
Jane & Pat Murphy  
Matthew & Alice Neuman  
Barry Noller  
Nunnink & Associates LLC  
Bob & Janie Nyquist  
Ogden Leasing, Inc. - Dane Ogden  
O'Neill Family  
Kent & Marsha Palmberg  
Pam & Charles Pepper  
Pegasus Capital Management  
William J. & Marlene V. Penny  
James B. & Renee' Phillips  
Mary Ann & Nick Powell  
John S. Ramsey  
Jeff & Kelly Randall  
Mark Rasmussen & John Sturgeon  
Christopher J. &  
Rosalynn L. Redmond  
J.R. Reilly

John & Christie Reniger  
Kent Richardson &  
Susan Richardson  
Allyn & Jill Risley  
Scott & Lisa Ritchie  
Dave G. & Jennifer Ruf III  
Jay Ruf  
Salisbury Supply Company  
Gregory & Linda Schnose  
Don & Ruth Schwartz  
Jim & Kelli Schwartz  
Greg Schwerdt  
Bob Sight Ford  
Dennis & Melissa Spratt  
Stolzer Family Foundation  
Rob & Amy Sweatt  
Rick Taylor  
Matthew & Arden Treaster  
U.S. Bank  
Belinda Vail & Richard Bene  
Tom & Starr Wagstaff  
Kurt & Sue Watson  
Kirk Williams & Scott Williams  
The Williams Family  
Peoples Bank/Winter Family  
Rick & Lorie Worner  
The Wymore Family

## ALL-AMERICAN

Lindsay T. Goss & Gary L. Ace  
Robert T. & Susan Adams  
Larry & Karen Allen  
Craig & Allison Anderson  
Keith L. Anderson  
Ash Grove Cement Company  
Auto Exchange  
William Axcell & Erick Axcell  
James H. Johnson/Bob Kreutzer  
Gene & Pattie (Deer) Bailey  
John & Cindy Ballard  
Dr. David Battin  
Jim & Shelby Bauer  
Dennis W. & Patricia L. Beach  
Dane & Daya Bear  
Becker Charitable Trust  
Steve & Ginny Beene  
Randall & Barbara Bell  
Patrick & Carol Askins Beller  
Mike & Pam Bengtson  
Jeff A. & Rebekah Berkley  
Gary G. Bickel  
Casey & Jacklyn Biggs  
Beverly Smith Billings  
Michael & Julie Blumenthal  
Beth Bowers & Richard Bowers  
Rick Boyd  
Jack H. Brier  
David & Mickie Brown  
BTI / Kelly Estes  
Vincent & Joseph Burke  
Dak & Pat Burnett  
James G. Butler Jr./Kathi Butler  
Rachel E. Cannon  
Chaffin Family  
Jeff & Kris Chanay  
Westar Co. Inc  
Theodore L. Starr  
Ellis Clark  
John & Kristen Clevenger  
Walter Cofer & Nicola Heskett  
Amanda L. Colgan, M.D.  
Dan Connealy

Chad & Jill Cook  
Dennis & Ellen Cooley  
Robert & Karen Corder  
William H. Coughlin &  
William J. Coughlin  
Daryl & Cindy Craft  
Rod & Carolee Daly  
Ken Calhoun & Madeleine Davis  
Don & Carol Dawson  
Jay & Janie DeGoler  
Lance K. & Janine S. Deines  
Richard & Marsha Dietz  
Charles & Wynne Dillon  
Mary Dillon & Jon Hafker  
Griff & Cindy Docking  
Fred & David Dunmire  
Ed Bozarth Chevrolet  
Rob & Cindy Eisenhauer  
Greg & Debby Ek  
Ken Eland  
John Ellena  
Dan J. Ertz & John C. Ertz  
Sarah & Ray Evans  
Steven A. Fehr & Cynthia Wendt  
Kent & Amy Fincham  
Andrew & Victoria Flower  
S. Dru Forrester  
Steve & Peggy Frankamp  
Dale & Connie Friesen  
John & Tara Gatti  
Chris Gaunce  
Susan & Todd Geiger  
Donna Geisler & Sarah Merriman  
George J. Shaw Construction Co.  
Harry & Becky Gibson  
Garrett W. Gleim  
Phil & Marlene Glenn  
Greg & Linda Goff  
Bo Gollier  
G.R. Fiss Co.  
Ted & Barbara Gradolf  
Great American Bank  
Connie & Ryan Grimes M.D.  
Joe & Pat Grzenda  
Greg Gurley & Dan Gurley  
Dr. Allen & Mrs. Gail Gutovitz  
Chris & Paula Hahn, Geoffrey Hahn,  
Scott Hahn  
Dr. Joe Hannah  
Dana M. & Kimberly H. Harris  
Steve & Anne Hasty  
Laura Hayes  
Don Heath Family  
Kirk W. & Elsie S. Heger  
Ronald & Julie Hein  
Julie & Richard Hellman  
Matthew, Genevieve, Grant &  
Paige Henry  
William Hess/Charles W. Hess Jr.  
Barbara & Justin Hill  
Mark & Mary Ann Hinderks  
Michael & Julie Hiron  
Mr. and Mrs. Sean K. Hogan  
Mark & Cathy Holefelder  
Clyde & Janis Holwell  
Donald & Nancy Holman  
Wise & Reber Lawyers  
INTRUST Bank  
Michael A. Jack  
Drue/Matt Jennings  
Jeter Law Firm, LLP  
Peggy & Larry Johnson

Robert C. Johnson  
Rick & Susan Kastner  
Barbara Kelley  
Nancy J. Kelley  
Charles Kelly M.D. & Tammy Kelly  
Tony & Teresa Kempf  
Ron & Loretta Ketzner  
Howard & Suzi Kilbride  
Jack & John Kilroy  
King Bancshares Inc.,  
Shirley A. Deterding  
Frank & Nancy Kirk  
Pat & Judy Klein  
Michael & Jane Leach  
Jack & Lois Leatherman  
Michael & Sara Legleiter  
Curt & Jane Lewis  
Barry & Carol Linnens  
Jeff & Allison Long  
Longbine Auto Plaza-Jeff Longbine  
John C. & Glenda J. Lowdermilk  
Jim & Sue Lund  
John & Justin Lungstrum  
Steve & Melinda Luthye  
Randolph W. & Robert M. Lutz  
John & Bonnie Martin  
Carl McCaffree  
Dr. Michael T. & Shelle McCoy  
J. Gary & Joann W. McEachen  
Richard Mettee & Toni Gray  
Patrick & Marni Mills  
Lynn Mitchellson  
John Mize, Jr. & Jonathan Mize  
Joe & Susan Morris  
Andrea Mosher  
George R. Jr. & John W. Mrkonich  
Chris & Laurie Muder  
Neal Enterprises L.L.C.  
The Nesmith Family  
John C. Nettels  
Chris & Barbara Nichols  
Jerry Nossaman  
Leigh Nottberg  
Lindsay Olsen  
O'Malley Beverage - Kevin &  
Colleen O'Malley  
Mr. & Mrs. Mike O'Neal  
Ray & Stacey Paine  
John Parker  
Domnick Parretta  
Larry & Morgan Pfeiffer  
Chris E. Piper  
Daniel & Courtney Platts  
Charles Pohl, Kent E. Dobbins, O.D.  
& Jacob W. Letourneau, O.D., P.A.  
Martha H. Poos &  
Carol Poos Maloney  
Mike & Lori Porter  
John A. Pridle  
Connie Estes Puett  
Pur-0-Zone, Inc.  
Radiologic Professional Services P.A.  
Craig & Barb Ramsey  
Cathy A. Reinhardt  
Robert & Kathryn Ricci  
Jay & Cindy Richardson  
George & Jeannene Rider  
Michael & Elaine Riggs  
John & Nancy Riley  
Scott & Carol Ritchie  
Mark J. Ritter  
Craig & Maryanne Roepke





## WILLIAMS EDUCATION FUND

Phillip & Linda Olsen	Curt Anderson	Jane Cooper	The Hays Family	Lincoln Center OB-GYN, P.A.	Kevin D. Parks
Jeffrey & Lorinda Orlovski	Gary & Carlene Anderson	Jim & Sandy Cooper	Stan Hazlett	Kerri & Woody Loepp	Douglas & Patricia Paul
Scott & Lyn Patterson	Matthew Anderson	Richard & Marcia Cooper	Michael D. Heck	James K. & Beverly Logan	Dean Pearce
Tyler, Maria & Aiden Pearce	Howard & Marcia Arndt	Kermit Cottrell Agency	David & Sarah Hegarty	Wayne & Carol Louderback	Kenneth & Tammy Peterman
Don & Carol Pennington	Tara & Jarratt Asher	Larry & Carol Courtney	Mark & Chris Heider	Mike Loveland &	Gary & Barbara Petersen
Russell M. & Julie C. Pine Jr.	Charles E. Atwell	James S. Craig, DDS	Mary Heilman	Lynn Lonborg Loveland	David W. Peterson
Mike & Karen Piper	Dr. Michael & Jennie Atwood	Rob Crane	Joy Henley	Diane & Don Low	Kip R. Peterson
Fran Pivonka	Gary Ayers	Jeff & Lisa Dahlgren	W. Dean & Barbara B. Henrichs	Stuart Lowry	Don Pfannenstiel
Lisa A. & Brent M. Pryor	Richard J. & Patti Ayesh	Jon & Connie Dedon	Mary E. Hertach	Stephen & Jo Lunsford	Roland & Zella Phelps
Rapp Family	Mike & Lindsey Aytes	Dorothy Dejmal	Lloyd Hetrick	Stephen S Maceli & John Connolly	Thomas H. & Sylvia Phillips
Don W. & Jean R. Rea	Paul M. Bahnamaier	Carol & John Delp	Dennis Hillhouse	Jane A. & Robert L. Mackey	C. Rex Phipps, M.D.
Richard Reamon	Maurice Baker	Carol Dengel & Jim Elder	Jeffrey Hinchey	Jerry & Janet Magnuson	Beverly S. Pierce
Tony & Michele Reinhart	Barbara & Albert Ballard	Fred & Karen DeVictor	Jeff & Sarah Hoffman	Rick & Arlene Maner	Nicole Corcoran Pippin
David & Beth Reynolds	Bob & Nancy Balsbaugh	George Devins	Shawna K. Seed & Rick Holter	Hal & Clare March	Greg Platt
Terisa Rick	Nick & Aubree Barbosa	Andrew DeWitt	Vance Holtzman	Gerry Marsh	Linda L. & Leroy Poage
Daniel & Christina Ricke	Randy & Beth Barbour	Tim & Alice Dibble	Hal & Barbara Hoskinson	Ron & Alice Marshall	Jamie Porter
Nathan A. Rockers	Gregory & Geraldynn Barner	Stephen & Pamela Diehl	Gene & Kari Hotchkiss	John & Cheryl Mascarello	Jim & Judy Pottorff
Roger & Ruth Roe	Jim & Peggy Barnett	Steve & Gena Dillard	Sam & Stacy Houglund	Scott & Deborah Mastenbrook	Mike Pressgrove
Henry & Laurine Russell	Barbara Bartz	Tom & Marilyn Dobski	Janet A. Howard	Robert & Robin Mata	Bud & Carol Price
Jeff & Karen Russell	Jefferson Bauer	John M. & Sherri Donaldson	Charlie & Susie Hughes	Joe & Bev Mater	Jerry Priess
Steve & Lynne Ryan	Jim & Kathy Baumann	Diane Douglas	Jim & Alice Huxman	Roger & Maureen Mattison	Ed & Cheri Pugh
John & Mary Lou Ryan	Tanner & Katherine Beam	John D. & Lisa A. Dunbar	Jeff Ihde	Van Cleave & Phillips McAnany	Emil & Billie Ramirez
Charles Salanski	Jim & Diane Bean	Allan J Eckelman	Mike & Beccy Isom	Barb & Dick McCall	Don & Shari Rayburn
Sharon L. Schick	Allen Belot & Darlene Harrell	Donna Edwards	Larry & Barbara James	McGrew Real Estate/ Mike & Chris McGrew	Chris Redden
Dr. Michael & Sen. Vicki Schmidt	Richard W. Bennett	Brent & Bruce Eighthmy	Jayhawk Trophy Co.	Gerry McGuire	Frank & Rachel Reeb
Dr. Stephanie & Ken Schmidt	James & Vicki Berkley	Evans & Mullinix, P.A.	Dave & Julie Jenkins	Kent & Janet Martin McKinney	Mitch & Rachel Reiber
Scott & Debbie Schroering	Wes & Stephanie Bjornstad	John W. Evans	Dwight & Kathy Jepson	Jesse & Fran McNellis	Mike Reid
Bill & Lynne Schutte	Robert M. & Brian A. Blachly	Rob & Karen Exon	Teri D. Jester	Brit & Denise McPherson	Richard & Denise Reissig
Kenneth R. & Elizabeth H. Scott	Sidney Black	John T. Fales Jr.	Chris & Lori Jeter	Glenn E. & Gloria Gail Mealman	Jim & Sandy Remsberg
Dr. Jody Bosch Sellers	Laura & Stephen Blanchard	Chuck Fisher & Erma F. Gilbert	Brian & Judy Johnson	Debra Meisenheimer &	Ralph & Mary Reschke
Quinn & Colette Sigler	Steve, Linda, Stacy & Tara Block	Mark S. Fisher	Patrick & Elizabeth Johnson	Emily Meisenheimer	Doug & Linda Reynolds
Dan & Trisha Simons	Dick & Marilyn Blowey	Leeann Fitzgerald	Bruce & Pattie Johnston	Dana M. Meliza	Ralph & Connie Richardson
Dolph Jr. & Pam C. Simons	Kirt Bocooc	Joe & Paula Flannery	Michael, Kersten & Matthew Jones	Jay & Becky Meschke	Brian Richmeier Family
Erica Smith	Wayne J. & Patti Boeckman	Dale & Lila Fox	Ryan & Stephanie Jones	Amy M. Meyer	Kim & Rick Riffel
Richard D. Smith	Brian Boesche	Mark & Claire Foy	Catherine Jorgensen	Pat & Connie Michaelis	Mark & Linda Rimmerman
Jim & Angie Spencer	Kevin J. & Kate Boetcher	Al & Sally Frame	KAJO, Inc. Jackie Johnson & Jeff Johnson	Greg & Lea Michels	Mike & Kristi Rinke
Kent, Marya & Scott Stallard	Beth & Jerry Boesow	Terry & Karen Frederick	Kane Company, P.C.	David G. & Marjorie Miller	Shon & Michelle Robben
Roger D. & Judith Duncan Stanton	Michael & Samatha Bowman	Marc & Camille Fried	Tom & Stephanie Karasek	Hank Miller	Mike & Lyne Robe
Steven Steele	Marvin E. & Karyn Bredehoft	Phil & Pat Friedeman	Larry Karns & Lindsey Brees	Norma Moffet	Chad & Lindsay Roesler
Janis M. Steinbrecher	Jeffrey Brentano	Elizabeth L. Frost	Brian & Steffanie Keefe	William A. Moffitt III & Jacqueline N. Pfeifer	Jerry Rowan
Gary D. Stone	Mark & Wendy Briggs	Victor & Linda Frost	Otis & Janice Keller	Michael Moncure	William A. Moffitt III & Kristy Sailors
Wayne & Debbie Stout	Joe & Susan Brown	Vince & Dana Frye	Dan & Mary Kelly	Brook Moody & Jeffrey Davison	W.C. Salome
George & Dee Dee Strecker	K.C. & Lori Brown	William M. Chase, M.D./ Betse M. Gage, M.D.	Kevin & Barb Kennedy/ F&M Drug LLC	Kathy Moore & Bill Cox	Polly Sauder
Phil & Stephanie Struble	Jeanie Brown	Ralph Gage	William & Karen Kenney	Bill & Martha Moorhead	Tad L. Scales
Tom & Helen Sullivan	Dave & Cheryl Brownback	Vic & Mary Galbraith	John & Vicki Kindel	Steve & Paula Morgan	Steve & Janice Scheve
Mike & Melissa Sutton	Kevin M. Browne	David Galle	Roger & Nancy Klein	Bob & Dalene Moser	Andrew Schmidt
Jeremy & Kim Tasset	Cynthia Brunelli	Stephen & Sherry Gaydusek	Philip Kiewer	William J. Mosimann Jr.	Bob & Donna Schmisser
Todd G. Thompson	Dr. & Mrs. Craig Bruner	Stuart & Kelly Gaynes	Russ & Sandy Kokeruda	Tom & Kathy Mulinazzi	Cathy Schneider
Bill & Karen Townsley	Kerry & Michele Brungardt	Fred & Pamela Geer	Dr. Chris Koster & Aidan Loveland Koster	Lance R. Munyon Trust	David & June Schneider
Travelers, Inc./Kent Houk	Rick & Donna Bryant	Dennis & Teri George	Larry & Linda Kraft	Thomas V. Murray	Dan Schriener & Sally Hare Schriener
Midwest Exterminators, Inc.	Bill & Susan Bunyan	Brent & Maria Gerber	Matthew F. Krische	Sharon L. Murry	Scott R. & Amy H. Schulte
Leonard & Kathryn Utz	Paul & Claudia Burch	John & Ines Gilbert	Owen & Rita Kross	William "Balz" Myers	Brian & Sherri Schwanz
Robert & Nancy Walrafen	Larry & Sonja Burke	James Gill	Neil Kuehn	Charles Nauheim	Jennifer Schwarz
Kim A. & Debra L. Ward	David & Ellen Burkhead	Bill & Kim Glazner	Doregon & Linda Laird	Kenneth L. Nelson	Dr. Mark & Cynthia Scott
Brett & Heather Watson	Jim & Jane Bush	Phillip & Phoebe Godwin	Don G. Lamb	Ken & Helen Nelson	Stanley E. & Rosalind R. Scudder
Blaine & Merry Weeks	Greg & Beverly Buster	Dr. Bart & Cindy Goering	Craig & Diana Lang	Jeff & Jill Ney	Steven G. & Jo Ann Seigel
John & Nancy Weingart	Jack L. Bybee & Peggy Hickey	Randall & Geraldyn Graver	Kelly Lare	Bill & Mary Nichols	Mike & Kem Selman
Rick & Cathy Werling	Bart & Kate Bycroft	Wendell & Elizabeth Grimsley	Justin Law	Douglas & Michelle Niedens	Robert & Evelyn Senecal
Charles & Michele Wesonig	Scott & Jane Cailteux	Marcia R. & Brenton C. Haag	Lawrence Emergency Medicine Associates, Scott Robinson, M.D., President	Lyle & Caryl Niedens	Michael & Laura Serrano
Charlie Wetzler	Richard & Amy Capling	Jim Hale	Ken & Debby Lawrence	Andrew & Sheryl Nolan	Jim & Kelly Setter
Ty Wheeler	Paul Carttar	Jeff Hallier	Don & Renea Leahy	Pam & James Nolan	Brian & Katie Seymour
Gavin & Andrea Wilson	Ernest & Dolores Casey	John A. Halpin	Bill & Pat Lederer	Kory & Maggie Norman	Del Shankel
Brad D. & Nita Winfrey	Kenda & Troy Caskey	Bob & Sharron Hamilton	Greg & Lynne Ledom	Linus & Judy Orth	Greg & Pam Shaw
Bryan & Chelsea Young	Larry & Heide Chaney	Suzanne Hamilton	Duane & Linda Leiker	James S. Oswald	Susanne Shaw
John J. Ziegelmeyer Jr.	Scott B. Chellgren	Kevin "Arnie" Hammett	Brett D. Leopold	Paisano's Ristorante	Rick & Martha Shuler
<b>ROCK CHALK</b>	CK Janitorial Services	Diane E. Clark	Joe Lewis & Dr. Rebecca Marquez	Rachel Lyle & Jonathan Paretsky	Brett Sills
Bryce & Jana Abbott	Diane E. Clark	Brian & Jo Cobb	Bill & Jeanine Lienhard	Brett & Amy Parise	Jay & Carolyn Simpson
Timothy & Jean Abeita	Bill Cohn & Barbara Eichhorn	Steve & Sheri Welter Hauck			Cory & Mimi Skinner
Rick & Rita Abernethy	Ryan Coleman	Sean & Jocelyn Havener			Rick K. & Cindy A. Stocum
Jeff Ahlers	Joe & Susie Collins	Charles & Barbara Haviland			Mike & Carol Ann Stoo
Bob & Ruth Alderson	Mrs. Toni Colyer	Cole & Stacy Hawks			Michael & Jeanne Slusher

# WILLIAMS EDUCATION FUND

Gary L. Smith	Jacob & Tiffany Anderson	Greg & Barb Freix	Steve & Bonnie Martin	Barry Swanson	Alan & Nancy Figgs
Jamie Splittoff	Mark & Vergie Anderson	Charles & Diane Frickey	Thomas Mason	Teri Gordon Taylor	Jay & Beth Fisher
James Standen	Paul & Marcia Anderson	Ted Fuhrken	George & Heidi Matsakis	Drew & Abbey Thomas	John & Lucy Flynn
Dr. Steven L. Stanton	Jeffrey D. & Kathy M. Arbuckle	Rob Gale	David & Diane Maxson	Carole & David Tozier	Molly Phillips Fogarty
Stark Wilson Duncan Architects Inc.	Al & Jana Atchison	Ilex & Michael Gelpi	Alberta J. McGrath	Paul & Yvonne Van Dyke	Jeffery L. Ford
Harlan & JoAnn Stork	Ronald D. & Lisa J. Aul	Randy Glenn	Jerry & Esther McPherson	Gail & Alan Van Loenen	Rod & Carolyn Foster
John & Kathy Stover	James Austry	Kurt & Julee Goesser	Alan & Emily Metzger Family	Gary & Georgia Vestal	Jan Fox
Daniel D. & Jane I. Strohmeyer	Marcia Bagby	Michael A. Graber	Ed & Marie Meyen	Darrin & Shelly Walton	Larry R. & Maureen V. Gamble
Herschel L. & Jacqueline L. Stroud	John & Janie Baker	Julie & Kevin Gray	Andrew & Jamie Mies	Perry & Janet Warren	Doug Gant
Bob & Mary Helen Stuber	Frederick & Kimberly Baker	Tom & Laurie Groninger	Chuck & Vicki Miller	Beth Warrington	Greg & Ann Geier
Michael Stucky	Rita A. Baker	Richard H. Grove	Kenny & Cheryl Miller	Marcia & Dave Wewers	Bruce C. Gibson
Rob & Linda Sturgeon	Jeff & Cris Bandle	John & Whitney Grube	Brian & Cheri Milligan	Wheeler & Mitchelson, Attorneys at Law	Steve & Debbie Giebler
David Stutler	Brad & April Basgall	Derron & Kelly Gunderman	Glen Mills	Larry & Nancy White	Mark & Melinda Gifford
Michael L. Sullivan	Robb & Heather Beabout	R. Kent Hahn	Bill & Peggy Mills	Tom & Dianne Whitehead	Jon W. Gilchrist
Bob & Jo Ann Sutton	Mark & Pamela S. Begert	Bob & Priscilla Hamman	Rich & Karin Morgan	Kevin B. Wickliffe	Mike & Jennie Githens
Beth & Josh Swank	Ernest Behnke	Jim, Lisa & Preston Hammonds	Charles & Sondra Mosley	James & Gwenda Wilcox	John Gladson
The Family of Robert & Donna Talkington of Iola, KS	James A. Bellerive	Richard A. & Meredith Hann	Marilyn K. Murray, Ph.D., RN	Phil Winegardner	Justin & Tonya Glasgow
L. Franklin & Kathryn A. Taylor	Steve & Donna Benjamin	Erik W. Hansey	Kendal Nelson	Mike & Krista Wingate	Alex & Theresa Gordzica
Grant & Deanna Thierolf	Corey & Julie Bergman	Jennifer & Larry Hare	Jerry & Sue Geoffrion Neverve	Mark & Donna Winter	Craig Goscha & Mona Heasty
Ronald & Carol Thies	Big Heart Pet Brands	Kenny & Becky Haselhorst	Debbie Norton & Jennifer Davis	Sandra S. Wolf	Ronald Grace
Brett & Ramsi Thompson	Michael A. Boehm	Dave & Val Hederstedt	Bob & Linda Nugent	World Company	Delmont C. Hadley
Bill & Barbara Thompson	Jacqueline M. Bogner	Jim & Jane Heeney	Bryce Nuss	Greg Younger	Pat & Paula Haley
Steve & Connie McKernan Tilton	John A. Bouie	Michael C. & Sandra Helbert	Mark & Cara Nuss	James Zahourek	Sterling & Jacqueline Hall
Rich & Laura Totleben	Ray & Jean Bower	Brian W. Henry	Barb & Tim O'Connor		James R. Hanni
Daryl Toyne & Lisa Toyne	Brian Bradley	David W. & Jane S. Henry	Susan M. Olander	<b>CRIMSON &amp; BLUE</b>	Michael Hannsz
Tom & Christie Triplett	William R. & Nancy C. Brady	David & Stephanie Hentges	Ryan & Elizabeth Olson	Andrew D. Adams	John & Kristy Hanshaw & Family
Geneva & Tom Tucker	Barbara & Kenneth Bridges	Dr. & Mrs. Craig W. Herre	Dick & Georgia Orchard	Sandy Arbutnot & Michael Michaud	Jim & Sheryl Hays
Terri L. Tyler	Laurence R. Brown	Jeff & Nancy Herrmann	Owens Flower Shop	Janet W. & Robert G. Gates	Tom Hedrick
Jason A. Tyrer	Jeffrey & Rhonda Brozek	Arthur Hess	Jim & Lisa Passmore	Tom Baumann	John & Betty Henderson
Mona S. & Larry J. Tysl	David & Shawn Bruns	Larry & Judy Hess	Michael & Kathy Patton	BC&R Storage Co. Inc., Jim Black & Gary Black	Nancy Hettwer
John & Linda Ulrey	Michael Bukaty	Duke & Carol Hester	Kent T. & Julie Perry	Rick Bennett, Barb Bennett	Art & Carol Hicks
Rodney I. & Sherry L. Unruh	Joseph D. Bullcock	Steve & Sue Hickerson	Carl & Melinda Petz	Lisa Walter Beran & Gerald Beran Jr.	Ed & Lisa Hockenber
Keith F. Van Horn/Steve Ashcraft	Paul & Lauren Buskirk	Erik & Christina Hiemstra	Joe & Diana Carlin Pierron	Alyssa & Jamie Bernard	Don & Anita Horine
Gregg Vandaveer	Christopher & Casondra Campbell	Julie Hiss	John & Karen Pointer	Jason, Linda, Brayden & Briley Bina	Steve, Kaitlynn & Kramer Howell
Brad & Mary Vignatelli	Kevin Carver	Joseph E. Hodnik	Chandler L. Poore	James D. & Debra R. Black	Shelby Huggins
Steve & Grace Vogel	Larry Chance & Kathy King	Art Hofmeister	Mike & Ann (Schroeder) Porter	Randy & Patricia Boling	Dennis D. Hupe
Steve & Randa Vollertsen	Ray & Janice Chandler	Dave & Alice Holland	Steve Purdy	Ronald R. Booth	Alan & Patty Huxman
Larry & Sue Wagerle	James & Judy Chappell	John & Suzy Holt	Anne & Jeff Randolph	Joel Borth	Lorraine Hyle
Terry Waggoner	Vivian Jacob Clark & Mike Jacob	John & Linda Hope	Joseph & Susan Rebein	Catherine Bossi	Marie Ice
Joe & Kay Walden	Bob & Jane Clinton	Ken & Jane Howard	Steven & Kim Redeker	Thomas R. Bossi	Scott Johnson
Kathy & Dustin Walker	Chad & Allie Coellner	Linda & John Hulce	Matthew Rehder	Stephani & Bobby Boyd	Rich & Karen Jones
Michael Wallace & Joyce Stemmons	Jason & Leticia Cole	Teresa James	Bill & Susan Rehm	Brice Bradshaw	Don Jordan
Anne Walters	Kathy & Michael Cole	Barrett Jessep	Lewis & Gladys Reid	John R. Brose	William Kausler
Jason & Laura Walton	Christine A. Colliester	Andrew & Justine Johns	Scott & Trudy Reiss	Kevin Brunton	Gilbert J. & Diane Keller
Martha S. Warren	Andy & Linda Corcoran	Lindsay & Joe Jurden	Richard Reynolds Jr.	Steve & Lisa Burke	Ronald S. & Linda Kettner
Roderick & Cara Warren	Patty & John Corker	Bill Kackley	Charles & Anne Rhoades	Jerry & Lucy Burnnett	Tony Kiene
Bob & Judy Wasko	Warren & Mary Corman	Lynne Kallenbach & Brian Aikins	Paul Ritzman	Lydia L. Butler	Rick & Jamie Kimbrough
Kris K. Weidling	Parker A. Corrin	Cal & Jan Karlin	Kurt & Sharon Roberts	Michael & Donna Butler	Justin & Erin King
Craig & Amy Weishaar	Stanton Crawford	Janet & Mike Karr	Roger & Sandy Robinson	David & Gina Byrd-Stadler	Peggy C. Kittel
Kathleen Werner	Dr. Timothy & Susan J. Curry	Larry & Karen Katzer Family	Scott & Brooke Robison	Mark Cairns	Lloyd Koby
Jason & Courtney Werth	Debby B. & Carl G. Daniels	Phyllis Kelly	Linda Hendrick Roth	Jeff & Christy Campbell	Gary Kuntz
Joe & Pamela Whitaker	Dr. Brad & Kelly Davis	Eric & Tracy Kelting	Colleen Hughes-Schaiberger & Mike Schaiberger	Jim & Elaine Cannon	Steven F. Larsen
Bill & Jane Whitlow	Bryan & Susanna Dickerson	Paul & Cathy Kerens	Andrew Schiffelbein	Tim & Margaret Carkhuff	Luke & Sarah Lawlor
Robert C. Wicina In Memory of Jeffrey Wicina	Curt & Nancy Diebel	Kelly & Jacque Kneebone	Jake & Gretchen Schmitz	Jerry R. Cash	Debra Lawson
David L. Wiles	Chris & Crystal Dodds	Susan Anderson Kost	School of Education	Darcy & Becky Claycamp	John & Donna Lay
John & Debra Williams	Bill & JoAnne Dondlinger	Tom & Mary Ann Krattli	Lee & Amy Greif	Suzanne L. Collins	Darrell & Myra Lewis
Michael & Susan Williams	Gene Dorsey	Michael Kuss	Larry & Carol Shannon	William A. Conboy	James A. & Rebecca S. Liehr
Russell Pump & Supply	Craig Douglass	Michael Lange	Tom & Becky Shrimplin	Carladyne K. Conyers	Marc & Deanna Lowe
Eric & Susan Witmer	James & Kim Downard	Gary & Julie Langton	Jeremy & Lindsay Shull	Raffaele & Myrna Cornett-DeVito	Jeff Marye
Jim & Kathleen Womack	Dr. David & Megan Dupy	Chris Lansdell	Larry & Dena Sizemore	Marc P. DesLauriers	Brandon McBride
Ray Woods	Robert & Krissy Dye	Doug Law	Rick & Sheryl Smith	Ryan T. Dill	Tim & Kay McCarthy
Richard & Susan Worrel	William & Mary Elliot	The Chamber of Lawrence, KS	Brenda Sniezek	John Dobbins	Chuck & Muriel McClenny
Norm & Carolyn Yoder	John N. Ellis, M.D.	Sean M. Leon	Joe & Cozette Spurney	Tim Doyle & Suzanne Cotel Doyle	Pat & Marilyn McCourt
John & Sara Yost	Scott & Janet Ennis	Judy Lessenden	Lee & Shelley Staehr	Eric & Joy Eakins	Matthew & Andrea McGinley
Brad Ziegler	Don Everhart	Richard & Emily Lies	E. Kent & Bette Stamper	Mary Lee Frances Eaton	Willis & Dorothy Mercer
	Tim & Terrie Farrell	Rich & Karen Linville	Patrick & Kelly Steffen	Clint, Ashley, Ruby & Wren Ellis	John M. & Chad J. Meyers
	Ehren & Jamie Feldmeyer	Jon & Paula Lohmeier	J. Barton Stewart	Jeff & Carol L. Ellis	Lyle & Sandy Miller
	Mary Feller	Shirley Lytle	John & Jeanette Stine	Rick Ens	Kimberly & John Mitchell
<b>JAYHAWK</b>	Sandra Field	Kim & Terry Mandle	Thomas & Rebecca Stovall	Rick Erwin	The Greg Montague Family
Rodney & Cathy Alderson	Eldon Ford	Douglas J. Mannoni	Frank A. & Laura Suellentrop	Blake & Anne Ferrel	Sandy Moore
Scott & Teri Aldridge	Bob & Becky Foster	Craig & Michelle Martin	Jeffrey Suggs		Eric Morrow Mosier
Mark & Susan Andersen	Scott & Mikelle Fraizer	Frank J. Martin			Gordon D. Myers

## WILLIAMS EDUCATION FUND

Michael J. or Susan Niedenthal	Gary & Mary Anne Wilson	Matt & Sandy Brazeal	Walter Cox	Bill French	Charles & Mary Ann Hill
Zack & Robyn Odell	Terrance D. Wilson	Timothy & Deborah Bredehoff	James Cram	Fred Friess	Jay Hill
Kevin O'Malley '71	Keith & Barbara Wood	Chuck & Mary Brennan	Charles T. Crawford	Mark A. Frutiger	Steve Hillyer
David & Pam Owens	Mark & Joan Workman	Bob Brenton	Walter & Judy Crawford	Brett & Tobi Fuller	Donald & Toni Hoehn
David Pack	Keith Worley, AIA	Rita Brethowr	Ed or Cindy Creaden	Randy Funk	Bradley Hoff
Mark Pahls	<b>OUTLAND</b>	Sarah Breuer	Jeremiah D. Cripps	Mitch & Jamie Gale	Reid & Mary Lynn Holbrook
Gary & Connie Patterson	Chad & Jenny Acree	Brandon Brewer	Marshall & Sandee Crowther	Nick & Betsey Gallinger	F. Blaine Hollinger
Scott Pauls	Kelly Wood Adams	Jordan Alan Brewer	Jeffrey Curtis	Barbara Gardner	Nicole Hollingsworth
John & Lindsey Pendry	Kelly Wood Adams	Ryan Brittingham	Teal & Marty Dakan	James Garner	Ross Holmberg
Paul & Mary Pendry	Lee Ann Adeo	Lee & Vicki Brodbeck	Mike Dalgety	Jerry Gasper	Robert & Laurie Holmes
Dana L. Peters	David M. & Linda Aikins	Kent & Tonya Broddle	Colin & Mary Davidson	Dave Gast	Richard J. Holzmeister
Sam Pratt	Frankie Albitz	C&C Lock Service	Richard Davis	Yolanda E. Gay	Natalie Hoogveld Krueger
Mark Prillman	Cynthia & Jeffrey Allen	Derek D. Brown	Scott Davis	Hugh & Ingrid Gill	Mark & Kate Hoover
Beth Lillie Proctor	Terry & Lynn Allen	Douglas L. Brown, DPM	Daniel Ward Deaver	Judith Gipp	Chelsea Hopkins
Kim Rader & Vicky Copess	Jon & Carol Amyx	Gary & Greg Brown	Douglas C. & Lucy Dechairo	David Glassman	Ken & Ann Hopkins
Rory & Renetta Ramsdell	A. Richard Anderson	John A. & Sue Ann Brown	Charles L. Decker	Lawrence C. & Joanna M. Glaze	Mark E. Hosking
Stanley Rasmussen	John Richard Kayl Anderson	Larry H. Brown	Colene S. DeHoff	Jason Glidden	Daniel F. Housholder
Roger & Janet Reed	John Anderson	Mike & Alberta Brown	Nancy Dejmaj	Doug Gockel & Meghan Gockel	Gregory & Carol Howard
Judy Reed	Teri Anderson	Adam M. Browne	Brad Demo	John & Denise Goetz	Michael Howard
Joe R. Reynolds	Dr. Tom Anderson	Mark J. Browne	Judy E. Desch	Chris M Gonzales	Scott Howell III
Forrest & Tiffany Rhodes	Kurt J. Anselmi	Ryan P Browne	Exchange Bank & Trust	Sarah Gonzalez	Matthew & Heather Hoy
Randy Richards	Chris & Allison Atkinson	Marty & Tammy Brownfield	Dan & Paula Diepenbrock	David Gordon	Laura Hubert
Randy & Debbie Richardson	Ken & Cheryl Audus	Ali Brox	Aleksey Disov	Joe Gorenc	Mark Huddleston
David Ring, DO	David & Summer Austin	C. Adam & Andrea Broyles	Jeremy Dixon	Mike Gottfried	Scott Huffman
Craig Allyn Roberts	B & K Prescription Shop	Robert & Ellen Bruennig	Tom Donohoe	William & Janet Graybill	Ray & Mary Lee Hummert
Gerald C. & Michelle M. Robinson	Michael E. Backus	Ben & Jo Ann Brunner	Barb & Dave Downing	Daniel Green	Toni & Rick Hunter
Mal & Karen Robinson	Sandy Bahan	Brad J. Bryant	Danelle Dresslar	Lane E. Green	Jason & Courtney Hupp
Phyllis & Stan Rolfe	George H. Baldwin Jr.	Mark Bueltel	George A. Dugger	John C. Grindal	Rick & Cheryl Hurst
Tom & Gail Rooney	Bradley C. Ball	R.C. & Beth Boozer Buford	Todd & Karen Dumas	William & Lisa Grist	Roland W. & Joanne Hurst
Rose Muffler/Alan Rose	Peggy Ball	Paul & Sherry Burler	Don & Teresa Duncan	Stephanie A. Gunderson	Chris & Lesley Huston
Kristin & Bradley Rosenberger	Nancy Meyer Barber	Tracy A. Bunge	David Dyer	G. Derril Gwinner	William C. Hutchings
Timothy W. Ross	Brad & Heidi Barker	Cathy Burgess	Zach Reeb Dyer	Kalum Haack	Brad & Cheryl Hutchison
William A. & Karen Rostine	Alicia Barlow	Sarah M. Burgess	Chad Eakin	Ryley Haas	Dave & Diana Ice
Mark & Debra Salsbury	Bryant & Mary Jane Barnes	James P. Burns	Beth A. Easter	Rick & Debra Horner Hale	Lee M. Ice
Angela & Steve Schluening	Philip Basler	James M. Burton	Michael W Eck	Chris C. Haller, M.D.	Rick Ingram
Arlo & Dixie Schurle	Mike Beal	Carl A. & Susan Butell	Roger & Jo An Edgar	Jeffrey C. Hambleton	Dr. Roger P. Jackson
Zachary P. Scott	Larry & Judith Beck	Richard M. Byler	Charles S. Edwards	Tammy Hambleton	Terrl Jacobson
Edward & Meghann Shafer	Dianna Beebe	Dan, Mary Jo & Stephani Caliendo	John B. Edwards	Edna Hamera	Janssen Place Historic Properties
Randy & Carroll Sinclair	Brent Behrens	Jon M. Callen	Roy & Shelly Edwards	Theodore R. Hamilton	Lowell D. Janzen
Max Slankard	Bell Family	Clark Campbell	John R. Eichstadt	Jeff & Jessica Hamm	Marilyn Jenkins
Jacob & Amy Smith	Barb Bella Frakes	Tammy Campbell	Heath & Chelsie Eisenbarth	Veronica Hammersmith	Bud Jennings
Randy & Ruth Anne Sneegas	Andrew W. Bengtson	Jim & Beverly Carothers	Gil Ek	Chuck & Doris Hanna	Mike & Cindy Jewell
Thomas J. Snyder	Lee & Karen Benson	Kathleen L. Carroll	Nolen M. Ellison	Jim & Stef Hanna	David Johanning
Duane & Karin Soper	Rosie Bergann-Ryun	Jay & Jennie Carter	Patrick & Amy Elzea	John P. Hanna	Kenneth W. Johnson
John E. Stadler	Terry & Linda Bertholf	Harley Catlin & Ryan Catlin	Barh & Jodie Engelken	Mark & Pam Hannifan	Sarah Johnson
James L. Steele	Mark Best	Jennifer L. VanRuyven Catloth	Chip & Karen English	Rick Harmon	Wardell Johnson
C. Louis & Larry Stroup	Mark & April Best	Mark & Vicki Cederburg	Tom Erickson	Ross & Brad Harms	David & Sara Johnston
Aaron Sumner	Andrew & Lori Bettis	Michael Center	Randall Vance Ermev &	Roger Harper	Mary Jones
Jim & Staci Talkington	Tom & Lisa Betz	Kirby D. Clark	Ann Randolph Ermev	Rod & Alison Harrington	Herman & Carlene Jones
Andrew & Stephanie Taylor	Joe Beveridge	Aaron Clark	Don Everett	Debra Hertzog Harter	Scott L. Jones
Fred & Marcia Terry	Don Bird	Tami & Steve Clark	Benjamin & Monica Ewy	Mark Hartman	Steve & Susan Jones
Scott Thomann	Landplan Engineering, P.A.	Patricia Clay	Nancy A. Fankhauser	Justin J. Hartwig	Bruce Kallmeyer
Susan Thompson	Lisa Black	Richard E. Clayton	Randy C. Fassold	Janica & Sam Harwood	Randy & Mary Ann Kancel
Jared & Shannon Tidwell	Dana R. & Sandra Blair	Aaron & Sarah Clopton	Danny Faught	Robert & Ronda Hassig	Emily Kane
Wayne & Sheila Vallee	Bob & Kay Blinn	Foster D. Coburn III	Michael T. Fein	Mike Hassman	Kerry J. Kapfer
Ethan L. & Suzanne L. Vaughan	Evan Bloom	Carla Coffey	Robert A. Felix Jr. & Debra S. Felix	Larry & Marcia Hawk	John & Emilee Katzer
Robert Velsir	Adam & Dawn Boal	Jerry & Sharyl Coffey	Angela Fencil	Terry L. Hawk	Morris Kay
Scott & Delane Waddell	Dr. Douglas L. Boehr	Scott A. & Lorrie E. Coffman	Pat D. Fenton	Eric Hayes	Bill & Carol Lee Keiter
Jessica Wade	Dr. David C. & Ellen Hassler Boles	David M. Cohn	Matt & Jody Feuerborn	Dennis & Denise Hays	Pamela Keller
Kevin & Brenda Waite	Spencer Bonner	Karen Suppes Cole	Derek Fine	Jim & Joann Hays	Bryan Kelly
Jim & Connie Walsh	Nancy Boozer	Ron Coleman	Matt W. Fisher	Lisa (Beran) & Eric Hays	Susan L. Kelpo
Jeffrey Ward	Paul & Susan Borchardt	Fred Conboy	Debra Fitch	Allan & Peggy Hazlett	Gary A. Kempf
Robert & Rene Washburn	Richard G. Borgen	Bruce Connelly	Leland & Sandra Flachsbarth	Pat Head	Amy L. Kennedy
Gary & Stephanie Watson	Ken Bott	Robert & Barry Cook	Rudy Fleshman	John & Debbie Heeney	Haler E. Kennedy
Jean M. Wayne/David B. Clarey	Bryan Botts	Micheal & Monica Cordova	Bruce Flewelling	Steve & Sally Heilman	Philip & Nichole Kennedy
Joe & Melissa Weide	Mont & Linda Boxberger	Chris Cordt	Robert Floersch	Audra Henderson Worrich	Kurt Kerns
Mark & Nathalie Weissman	Jacque & Ryan Boyd	William C. Cottle	William Flora	Joseph A. & Kathleen Heppert	Heath A. Kerr
Matthew & Julia Werner	Mark A. & Anita Boyer	Brenda K. Cottrell	Doug Fogleman	B.J. & Barb Hickert	Kevin A. Kerschen
Bill Westerbeke	Rebecca M. Smith Branaman	Dee Couch	Gerald & Cheryl Foos	Samantha Hickman	Jay A. Kerutis
Lee White	Andy & Joan Brandt	Pamela Cox Pine	Garry Fowler	Doug Hiemstra	Rodney Duane Kessler
Jim & Pat Wicke	Andrea A. Branson	Anne L. Cox	Tom & Brenda Frantz	Brent Hildebrand	Mark & Ann Killen
Allen Wilhite	Charles Branson	Jeff Cox	Kathy & Dennis Frederickson	Scott & Lynda Hildebrandt	Jim & Karen Kinderknecht

## WILLIAMS EDUCATION FUND

O. Newton King	Mark & Amy McAnamey	Paul Oswald	Kyle & Chelsea Rohde	Eric S. Stonecipher	Don & Lynne Weiser
Lance B. Kirk	George D. McCarley	Ted L. Owens	Brent & Emily Rohling	Chris Stoppel	Kent L. Weiser
Judy & Bernie Kish	Nick McCaslin	Aroop & Julie Pal	Chris & Rachel Ronan	Connor Stremel	Greg & Maria Welch
KL & G	Curtis R. McClinton	The Palacios Family	Kendall/Brittany Roper	A. Mark Stremel	William J. Welch
Dan Knaup	Frederick W. McCracken	Chris Palmer	Eric Rose	David Stroud	Roger G. Wells
Meg Knight	Julie Hall McDaniel	Julie Craig & Chrissy Palmer	Paul Dean Ross	Tom Strutz	Bert White
Christopher C. Knoll	Brian McFall & Carol Frederick McFall	Floyd V. & Marilyn Palmer	John Roth	Lacie & Darrell Stuckey II	Bryan White
Kenneth P. & Laura Koenigs	Barry G. McGrath	Gery D. Palmer	Cliff Rovelto	Brian Sullivan	Jana White & Kevin Doyle
Chris L. Kollman	Randy McGrath	Brett Parker	Harold Rowe	David M. Sullivan	Ted White
Anthony Kovach	James McLean	Shane C. Parr	Dean Royal	Scott S. Sumpter	Wayne R. Whitney
Jody Manzoni Kramer	Patrick McManus	Eric Dee Patterson	Shelley Irish Runion	Mike Sweatman	Thad Wiemers
Robert L. Kreutzer	Michael & Brenda McNary	Tim Patterson	Tom Rupp's Floor Perfect	Terry & Dolores Taton	Brady L. & Sarah Heeb Wilborn
Dr. & Mrs. Robert R. Laing	Steve Meeks	Marty Pattin	Darren Rus	Tom & Tammy Taylor	Mark A. Wiley, M.D./Cindy E. Wiley
Sarah & Troy Landers	David A. Mehrer	Shawn J. Pence	Marc R. Ryan	Stephanie A. Temple	Ted Wiley
Rob & Linda Lane	Fred & Janet Meier	Gary Pepin	Mary Beth Sands & Linda Sands	Jay Templin	Linda Wilhite
Gordon & Jane Lang	Kim & Kurt Meininger	Dr. Rachel A. Pepper DNP	David Saubers	Nick Templin	Dr. Tim & Liane Willey
Michelle Lang	Megan Menzel	Scott Perelman	James R. Sauer	Roger & Mitra Templin	Algen Williams
Anna Laris	Diane L. Menzie	Mike J. Perez	Timothy O. Scanlon	Anthony A. Ternes	John A. Williams
Jill & Mark LaPoint	Kathy Merriam	Jack H. Perkins	Patrick J. Scherzer	Susan R. Tessary	Kent E. Williams
John Dale Larson & Sue E. Larson	Chuck Merzbacher	Robert & Julie Peter	Chris Schild	Sean & Ronell Thayer	Pat & MaryJo Williams
Anita & Wayne Lathrop	Betty Meyer	Bart Peters	Daniel L. Schmidt	Willis C. Theis Jr.	Roy & Wanda Williams
Michelle Laundry	Wallace Meyer	Clarence E. Peterson	Leonard & Chadra Schmitz	Doug & DeDe Thiel	Shari L. Wilson
Lee Lauridsen	Mick Family	Don & Pat Peterson	Pam Schrag	Jack P. Thomas	Bill & Laurie Winter
Patrick Lawless	Sidney S. Micek	Heath & Carrie Peterson	Richard J. Schubert	Benjamin & Jessica Thompson	Joseph E. Wise, III, M.D.
Shelly & James Laws	Kirk C. & Shelley L. Miles	James E. Peterson	Gary K. Schwartz	Thomas & Jan Thompson	Chuck Wittig
John P. Lee	Adam Miller	Lewis Phillips	Jeff & Shelly Schwindt	Tegan Thornberry	Bonnie Jean Dodd Wohler
Kevin & Stephanie Leek	Patrick T. Miller	Barry Pickens	Gary W. Schwitters	Roland Thornqvist	Mike Womack
Tony Leiker	Phillip A. Miller	Mark & Linda Pickerel	Kevin Seaman	Daryl Thornton	Scott B. Wright
William & Kristal LeMaster	Tim & Angie Miller	Robert L. Pieper	Sharon Sears	Chuck & Debbie Tickle	George & Margaret Yarnevich
Jacob William Letourneau	Tyson Miller & Patricia (Elffner) Miller	Annette C. Pierce	Joseph J. Segura II	David Tokic	Thomas W. Yergovich
Kurt Level	Bruce Minden	James A. Pilch	Bob & Linda Shaffer	Steven E. Tomac	Justin Yingling
Jonathan G. Lewin	Oliver M. Minnis	Dennis D. Pine	Curtis Shaw	Ryan & Kristen Toner	Scott & Michelle Yount
Mike & Kristel Lewis	Jud Mitchell	Dan & Julie Pishny	Kevin & Lori Shaw	Glen Tongier	Jeremy Zellers
Mike Lewis	Robert Mitchell	Michael J. Plank	Gregory R. Sherf	Paul J. Tremonti	
Mike Liber	Ty Moeder	John C. & Stacy Polzar	Rex & Mary Shewmake	Tracy Treps	
Jay Litteken	Jim & Myrtle Mohart	Janet Pontious	Joyce N. Shinn	Tom & Pam Trusdale	
Theodore Robert Livingston II	Terry Mohwinkle	Chris Powell	Robert W. Shirley	Tom & Suzy Tuggle	
Elizabeth A. Llewellyn	Roger L. Montgomery	Michael E. Prangle	R. C. Shoemaker	Kathryn & William Tuttle	
Adam Gregory Lohofener	Bud Moore	Denny Privat	Andy Sibbensen	Michael S. & Sharon C. Underwood	
Nancy & Jerry Lonergan	Nancy Moore	Christina & Andrea Przygoda	Sara Sidebottom	Timothy Urban	
Eddie M. Lorenzo	Terry & Cheryl Moran	Kevin & Mary Jo Pyle	Robert Siegele	Lee Van Scyoc	
Sara Lounsberry	Matthew Morgan	Peter M. Quatrochi	Adam & Mandy Sikes	Fred & Phyl Vance	
Michael B. Love	Dr. Amber D. Mounday	James F. Radcliffe	Mark Simerly	Robert Vance	
James & Bonnie Lowe	Tom & Brenda Mundinger	Rose M. Rader	Jerry & Linda Simpson	Pete Vanderwarker	
Gayle Luedke	Lori Murdock	Marcus & Tiffany Ramirez	Anne M. Sims	Herschel G. Vansickle	
Shelley Lujano & Ashley Kleiber	Shawn Murnane	Eugene A. Ramp	Gary S. Singer	Joe H. Vaughan	
Dorothy W. Lynch	Bryan Musson	Ross Randall	Brad Smith	Denis Viscek	
William H. & Nancy Lytle	Peter & Kelly Muther	Judy L. Raney	Chad Smith	Melaney Vogel	
Dave MacDonald	Mike Myers	Kelly D. Rankin	David & Patricia (Krehbiel) Smith	The Vonderbrink Family	
Eric MacDonald	John Nalbadian	John Rasmussen	Kimball T. Smith	Kent Wagner	
Tom & Lori MacDonald	Craig & Jill Nauta	Steve & Vicki Rauch	Reginald L. Smith	Tracy Duma-Wagner	
Rod Machtley	Charles Neiss	Michael & Courtney Raupp	Ryan Smith	Lori Walker	
Dan Magner	New Paradigm Imaging, Inc.	Roger & Mary Rawlings	Tommie L. Smith	Tim Walker & Lisa Bergman-Walker	
Jesse E. Manahan	Bob Newton	Jeffrey Alan Redhage	Jeff & Melainie Smotrilla	Thomas Wallingford	
Danny L. Manderino	Kristin Nilsen	Stanley Redwine	Bill Spahn	Sally Walquist & Todd Walquist	
Daniel R. Manning	Mike & Jamie Norris	Todd Reesing	Jeffery & Michelle Stadler	Lawrence Walter	
Jim & Wendy Manning	Michael A. Norseth	Gil M. Reich	Travis Stallbaumer	Loree Walters	
Erin Manuel	Audrey & John Novotny	Fredrick Reimer	Robert L. Stancliff	John P. Ward II	
Jay Markley	David N. O'Brien	Ellen O. Remsing	Judson & Beth Stanion	Esther Reimers-Ware	
Bob & Judy Marshall	Michael R. O'Brien	Susan Geiger Reuter	Cory Starr	Coach Marian Washington	
Steve & Brenda Marshall	Ron Oelschlagler	Jack & Jean Reynolds	Randy C. & Robin K. Staub	James D. Watson	
Andrew Martin	Casey L. Old	Dennis & Jan Richter	Jim Stauffer	Frank & Mary Wattlelet	
Lloydene Martin	Rosemary O'Leary	Gregory Riffel	Jonathan Steele	Brian Watts	
Dr. Charles M. Masner	Owen Oliver	Roger Riley Jr.	Debra Steinmetz	Jerry Waugh	
Brian S. Mason	Evan & Susan Olson	Bill Rinehart	Richard D. Stephens	Craig & Sarah E. Waugh-Wamsley	
Fred & Nadine Mason	Drs. Lynn & Debbie O'Neal	Blayne E. Rinne	Sandy Stephens	Jonas Weatherbie	
John H. Mastio	Chris & Connie O'Neill	Anthony Rittorf	Craig D. Stewart	Eric & Jenifer Webb	
Michel A. Mathews	Cathy Reinbeck	Reid & Judy Roberts	Eric & Marilyn Stiffler	Mary E. Webb	
John & Jan Maurer	Sheila M. Orth	Chuck & Sue Robinson	K. Jill Stinson	Joe Weber	
Dr. L. Marlene Mawson	Frank Osborn	Delario M. Robinson	Ryan Stites	Josh & Katy Weber	
Bob "Nate" Mayer	Peter & Monica Osborne	Darol & Karen Rodrock & Family	Gordon & Stacey Stockemer	C. Odell Weidner	
Tom & Julie Mayfield		Art Roesch	Bill & Martha Stoddart	Katherine Weiland	

Tower Cranes - Material Hoists

Crawler Cranes - Rough Terrain Cranes

All Terrain Cranes - Boom Trucks

Mobile Concrete Pumps - Separate Placing Booms

3D Lift Planning - Rotating Telehandlers



BLUE HAT CRANE®

913.321.0127

240 South 65<sup>th</sup> Street Kansas City, KS 66111

www.bluehatcrane.com




KOBELCO KOBELCO CRANES NORTH AMERICA, INC.  
Reliability is the History of Quality



PROUDLY  
SUPPORTS KU FOOTBALL  
2017

*Rock Chalk Jayhawk,  
GO KU!*



AN ESOP COMPANY

Commercial | Residential | Industrial

Mission Statement: Torgeson Electric's vision is to be a **leader in the electrical industry**, dedicated to growth and continual quality improvement by consistently meeting or exceeding our customers' expectations.

3545 SW 6th Ave.  
Topeka, KS 66606

Ph: 785.233.2213  
Fax: 785.233.7066

# BUSINESS FRIENDS WORKING FOR THE FUTURE OF KANSAS



**BOSTON FINANCIAL**  
DATA SERVICES®

Wishing the University of  
Kansas Football Team  
Success in the 2017 Season  
**GO JAYHAWKS!**



2000 Bluffs Drive, Lawrence, KS 66044  
[www.bostonfinancial.com](http://www.bostonfinancial.com)

## GEOSOURCE

Your Source for Geotechnical and Materials Engineering

**Axel S. Novion, P.E.**  
Principal  
[anovion@geosourceeng.com](mailto:anovion@geosourceeng.com)

**John J. Zey, P.E.**  
Principal  
[jzey@geosourceeng.com](mailto:jzey@geosourceeng.com)

14705 W. 114th Terrace  
Lenexa, KS 66215  
913-283-9990

1605 SW 41st St.  
Topeka, KS 66609  
785-272-7200



**ALL TEMP, INC.**

Industrial, Commercial & Residential Insulation

TIM CHAMBLIN

Insulation Whisperer

4915 Stilwell  
Kansas City, MO 64120  
816-483-0028  
Fax 816-242-0439  
Cell 816-896-6900

Email [tchamblin@atindustriesinc.com](mailto:tchamblin@atindustriesinc.com)

An AT Industries Company



Proud supporter of the University of Kansas

To improve the *quality of life* and provide  
**inspiration** for the blind and visually impaired through

EMPLOYMENT, OUTREACH, REHABILITATION,  
EDUCATION *and* RESEARCH.

[www.envisionus.com](http://www.envisionus.com)

**PRINT  
TIME**®

*It's time to expect more.*

**John Lautenschlager**  
President

1105 West 24th, Kansas City, MO 64108

Phone (816) 756-3900

Fax (816) 756-2982

Email [pt1preflight@printtime.com](mailto:pt1preflight@printtime.com)

[www.printtime.com](http://www.printtime.com)



**Today | Tomorrow | Together**  
DEFINING THE FUTURE OF OUR COMMUNITY

MECHANICAL | ELECTRICAL | STRUCTURAL | CIVIL ENGINEERS  
[www.pec1.com](http://www.pec1.com)



PROFESSIONAL ENGINEERING CONSULTANTS PA

For more information contact:

Stacey Rawls, President

[info@centralmb.com](mailto:info@centralmb.com) | 405-715-3610

P.O. Box 13618 | Oklahoma City, OK 73113



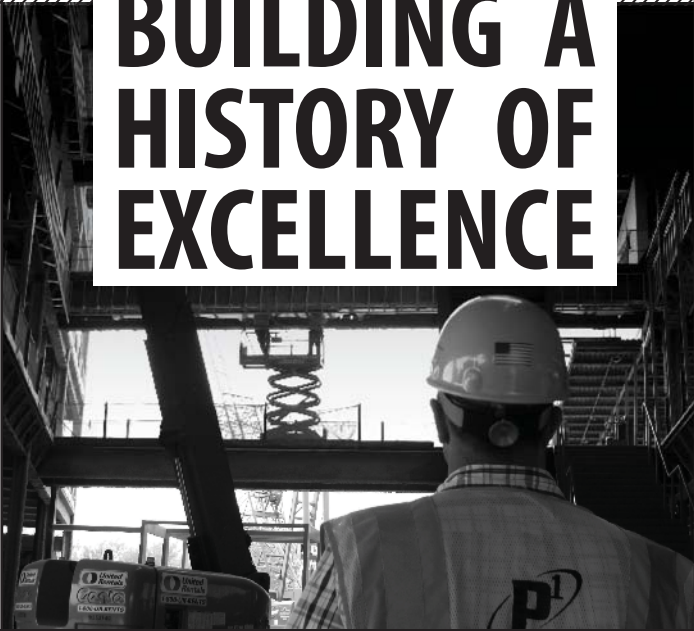
**CENTRAL MEDICAL  
SOLUTIONS**

Medical Billing Solutions for Your Busy Practice

# GOOD LUCK KANSAS FROM YOUR FRIENDS IN BUSINESS

 **P1 Group, Inc.**

## BUILDING A HISTORY OF EXCELLENCE



**P1 Group, Inc.** is a proud partner of the University of Kansas.

### ELECTRICAL | MECHANICAL | SERVICE CONSTRUCTION CONSTRUCTION

Commercial Buildings | Hospitals | Data Centers | Schools | Retail | Industrial | Municipal | Government



**P1 Group, Inc.**  
www.p1group.com

**(785) 843-2910**  
2151 Haskell Ave. Bldg 1  
Lawrence, KS 66046



*Good Luck this season from your friends at U.S. Engineering Company!*

**Knapheide Truck Equipment Center**

**KNAPHEIDE**  
SINCE 1848

7200 Northeast 45th Street  
Kansas City, MO 64117  
TF: 816-472-4444  
F: 816-472-5147  
kansas-city.knapheide.com

### READY MIX CONCRETE BUTLER STEEL BUILDINGS GENERAL CONSTRUCTION



Dodge City, KS 620-225-0061  
Garden City, KS 620-276-8409  
Liberal, KS 620-624-0200

**JIM COFFIN**  
President

Guymon, OK 580-338-3188  
Sublette, KS 620-675-8301  
Hooker, OK 580-652-2325



### MICROTECH COMPUTERS

LAPTOPS SERVERS  
WORKSTATIONS SUPERCOMPUTERS

TACKLE YOUR IT NEEDS WITH MICROTECH  
785-841-9513

WWW.MICROTECHCOMP.COM WWW.ATIPA.COM

### Indigo Design, Inc.

The Art and Science of Parks

Specializing in Park and Recreation Facility Design  
Park System Master Plans \* Community Parks  
Trail Systems \* Neighborhood Parks  
Playgrounds and Play Gardens

indigoparks.com

### Kansas Secured Title

Title and Closing Services Throughout Kansas

*Service Beyond Expectation*

www.kstdouglas.com



**"Your One-Stop Full-Service Audio-Visual Resource"**

4501 BLUE RIDGE CUTOFF • KANSAS CITY, MO 64133  
816-358-8700 INFO@SHOWMEAV.COM WWW.SHOWMEAV.COM



Complete noise and sound control solutions with a comprehensive line of acoustical products.

**Sound Matters.**

9730 Reavis Park Drive  
St. Louis, MO 63123  
Office: 314.219.5657  
www.gausacoustics.com



**TFMComm Inc**  
Wireless Communication Solutions

**(785) 233-2343**

www.tfmcomm.com



**MOTOROLA SOLUTIONS**

Radio Solutions Channel Partner

910 E. 28th Street 125 SW Jackson Street  
Lawrence, KS 66046 Topeka, KS 66603





# CONTRACTORS BUILDING FOR THE FUTURE OF KANSAS



**FormanFord**  
Professional Glazing and Façade Contractor

**Mike Carter**  
Branch Manager

Kansas City Area  
mobile 913.207.0599

mike.carter@formanford.com  
www.formanford.com

**A Single Source Solution For: The Schachinger Group is proud to support the Future of University of Kansas and a successful, winning season for the Jayhawks!**

**Integrated Building Support Services**

- Logistics
- Materials Management
- Materials Handling
- Solid Waste Management
- Central Sterile Supply
- Vertical Transport

**Providing Design Services**

- Visioning
- Studies
- Programming
- Design
- Construction Documents
- Drawings
- Specifications
- Construction Administration
- Implementation
- Training



Find out more at [www.theschachingergroup.com](http://www.theschachingergroup.com)  
(703) 608-2263



Tile - Stone - Hardwood - Carpet - LVT - Custom Showers  
Commercial - New Construction - Residential Replacement  
Showroom Open To The Public - 913-780-6060

[www.Legacyflooring1.com](http://www.Legacyflooring1.com)



**RD JOHNSON**  
EXCAVATING COMPANY

1705 N 1399 RD  
LAWRENCE, KS 66046

785-842-9100  
FAX 785-842-9113



1457 N 1823 Road • Lawrence, KS 66044  
785.856.4590 • Fax 785.856.4594  
[www.sunflowerpaving.com](http://www.sunflowerpaving.com)



WISHING CONTINUED SUCCESS  
TO THE KU FOOTBALL TEAM!

7301 W. 133rd St. • Suite 100  
Overland Park, KS 66213  
(913) 766-8035 • [www.purdeco.com](http://www.purdeco.com)



- Residential
- Commercial
- Industrial
- Structural
- Cabling



**CURRENT ELECTRICAL CO., INC.**

3811 South Park Ave.  
Topeka, Kansas 66609  
785-267-2108

*Design / Build*



**Toby Stowe** Office: (816) 483-5100  
Vice President Fax: (816) 483-5528

[www.designsupplyinc.com](http://www.designsupplyinc.com)  
6800 E Truman Rd.  
Kansas City, MO 64126

Builders' Hardware  
Hollow Metal Doors & Frames  
Toilet Accessories  
Wood Doors & Frames  
Detention Doors | Equipment | Security



GO HAWKS!

**REX H. MUSTAIN**  
President  
For more info, visit us at:  
[aap-kc.com](http://aap-kc.com)

**Associated Air Products, Inc.**  
14900 West 107th  
Lenexa, KS 66215

OFFICE: 913.894.5600  
FAX: 913.894.0648  
EMAIL: [rmustain@aap-kc.com](mailto:rmustain@aap-kc.com)



KU Alumni  
p 816-471-2929  
f 816-471-3001

**"Customizing to your SITUATION"**

- Stadium/Fixed Auditorium Seating
- Bleachers/Grandstands
- Laminate/Wood/Metal Cabinetry
- Lockers
- Gym/Athletic Equipment

[www.carrollsolutionsco.com](http://www.carrollsolutionsco.com)

10 Lincoln St.  
Kansas City, KS 66103



**TOTAL ELEVATOR SOLUTIONS**

MEI  
1144 Booth Street  
Kansas City, KS 66103  
[www.meielevatorsolutions.com](http://www.meielevatorsolutions.com)

SERVICE • REPAIR • MODERNIZATION • INSTALLATION  
"Working Together To Be The Best"

Phone: 816.221.3778  
Cell: 913.915.1256

Fax: 816.221.4254

[rob.gress@meielevatorsolutions.com](mailto:rob.gress@meielevatorsolutions.com)

**ROB GRESS**  
Regional Manager KC, Springfield & Wichita

# CONTRACTORS BUILDING FOR THE FUTURE OF KANSAS

COUNTERTOPS-SINKS-FURNITURE-FEATURES AND MUCH MORE...



**CONCRETE DESIGNS**  
FUNCTIONAL. CONCRETE. ART.

12112 WEST 88TH STREET      CONCRETESETH@GMAIL.COM  
LENEXA, KS 66215              CONCRETETOPSKC.COM

Mechanical Contractors  
**DESIGN**  
Mechanical, Inc.

Mechanical Service • Mechanical Construction



...your assurance of quality and value

913-281-7200 • Kansas City, KS  
Visit us on the web at [www.dmi-kc.com](http://www.dmi-kc.com)



5893 Raytown Road, Suite 103 • Raytown, MO 64133 • 816.886.7905



MASONRY • STONE • STUCCO • EIFS • THIN VENEER • AIR BARRIERS

**T.J. Dietz**  
Vice President  
TJ@BsmMasonry.com  
[www.BsmMasonry.com](http://www.BsmMasonry.com)

695 N. Lindenwood Dr.  
Olathe, KS 66062  
Phone: 913.764.4446  
Cell: 913.548.5293  
Fax: 913.764.9933

**KISSICK**  
CONSTRUCTION



kissickco.com  
816.363.5530

Relationships are our  
Strongest Foundation



**DIAMOND  
EVERLEY**

ROOFING  
CONTRACTORS

MARK GWALTNEY

2200 E. 23RD STREET  
P.O. BOX 3509  
LAWRENCE, KS 66046

785-843-3433

FAX 785-843-3445

[www.diamondeverley.com](http://www.diamondeverley.com)

**POD'S**

DISCOUNT CARPET TKP, INC.

3009 Fourwheel Dr., Ste. B • Lawrence, KS 66047  
Bus: 785-865-5415 • Fax: 785-865-0789

CLEAN UP AGAIN THIS YEAR, JAYHAWKS!

from your friends at

**PUR-O-ZONE** CLEANING SUPPLIES  
& EQUIPMENT

Lawrence, KS • (800) 727-7876

Serving the Midwest & Supporting K.U. Athletics Since 1943

Life Safety Is Our Business



INCORPORATED

Firestop Installation & Barrier Assessment Specialist

- Expertise In Firestop System Selection & Installation
- Penetrations, Construction Joints, Curtain Wall
- Fire Barrier Assessment/Survey
- Factory & Field Trained Installers!

CALL TODAY FOR A NO OBLIGATION  
APPOINTMENT AT YOUR FACILITY!

**(913) 383-3400**

CONTACT: JASON BARRETT  
jbarrett@firetekinc.com



**MCM** Midwest Concrete  
Materials, Inc.

3645 E 23rd St, Lawrence, KS 66046  
(785) 843-1688 Toll Free (888) 244-2082

[www.4mcm.com](http://www.4mcm.com)

**Lithko**  
CONTRACTING, LLC

10800 Lakeview Avenue  
Lenexa, KS 66219  
913-281-2700  
913-281-2705 (FAX)

Building Around You

[www.lithko.com](http://www.lithko.com)

**KAW** ROOFING & SHEET METAL  
INTEGRITY SINCE 1923

(913) 371-6100 Office | (913) 371-4014 Fax | 2105 N. 13th St. | Kansas City, KS 66104  
[www.kawroofandmetal.com](http://www.kawroofandmetal.com)

Roofing | Commercial • Industrial • Institutional • Slate • Tile  
Sheet Metal | Architectural Service | Roof Maintenance • Repairs



# #TEAMCOLE

*In honor of our beloved angel, Cole Hayden, Kansas Football will continue to raise awareness and support research efforts for Childhood Cancer.*





SEPT. 2



VS **SOUTHEAST MISSOURI STATE**  
@ 6PM  
*Home Opener*

SEPT. 9



VS **CENTRAL MICHIGAN**  
@ 3 PM  
*Family Weekend/Band Day*

SEPT. 16



AT **OHIO**  
@ 1 PM

SEPT. 23



VS **WEST VIRGINIA**  
*Jayhawks for a Cure*

OCT. 7



VS **TEXAS TECH**  
*Homecoming/  
K Club Weekend*

OCT. 14



AT **IOWA STATE**

OCT. 21



AT **TCU**

OCT. 28



VS **KANSAS STATE**  
*Sunflower Showdown*

NOV. 4



VS **BAYLOR**  
*Salute to Service*

NOV. 11



AT **TEXAS**  
@ 5 PM

NOV. 18



VS **OKLAHOMA**  
*Senior Day/  
Youth Football Day*

NOV. 25



AT **OKLAHOMA STATE**



**JOIN THE CHANT** [KUTICKETS.COM](http://KUTICKETS.COM) 800.34.HAWKS