



2017



IOWA STATE FOOTBALL FACT BOOK

IOWA STATE FOOTBALL

#RAISETHESTANDARD

QUICK FACTS

⇒ SCHOOL QUICK FACTS

President/Interim	Dr. Ben Allen
Director of Athletics	Jamie Pollard
Faculty Representative	Tim Day
Location	Ames, IA 50011
Founded	1858
Nickname	Cyclones
Colors	Cardinal and Gold
Mascot	Cy
Enrollment	36,660
Stadium	Jack Trice Stadium (61,500)
Surface	Natural Grass
Athletics Web Site	cyclones.com
Athletics Email	athletics@iastate.edu
Ticket Information	1-888-ISU-CYCLONE or 515-294-1816
Asst. AD, Athletics Communications	Mike Green
Football Contact	Mike Green (515-460-5804)
Athletics Communications Phone	515-294-3372
Football Press Box Phone	515-294-8443
Football Office Phone	515-294-6721
Football Twitter Account	@CycloneFB
Football Facebook	Iowa State Football
Football Instagram	@istatefb
Bowl Seasons	1971-72-77-78-2000-01-02-04-05-09-11-12

⇒ FOOTBALL QUICK FACTS

Head Coach	Matt Campbell
Record at Iowa State (years)	3-9 (1)
Overall Record (years)	38-24 (5)
Offensive Coordinator/Offensive Line	Tom Manning
Defensive Coordinator/Safeties	Jon Heacock
Assoc. Head Coach/Running Game Coordinator	Lou Ayeni
Passing Game Coordinator	Jim Hofher
Wide Receivers/Special Teams	Bryan Gasser
Tight Ends	Alex Golesh
Defensive Line	Eli Rasheed
Linebackers	Tyson Veidt
Cornerbacks	D.K. McDonald
Director of Operations	Greg "Skip" Brabenec
Director of Scouting	Joe Schaefer
Director of Player Development	Aaron Hillmann
Asst. Director of Scouting	Mark Thurston
Asst. Director of Scouting	Taylor Mouser
Asst. Director of Scouting	Derek Hoodjer
Asst. Director of Scouting	Eric Kohr
Director of New Media	Taylor Wilhelm
Director of Strength and Conditioning	Rudy Wade
Asst. Coach Strength and Conditioning	Greg Pyszczyński
Asst. Coach Strength and Conditioning	Reid Kagy
Asst. Coach Strength and Conditioning	Chris Fenelon
Asst. Coach Strength and Conditioning	George Courides
G.A. (Offense)	Jeff Myers



G.A. (Offense)	Jake Waters
G.A. (Defense)	Kenny McClendon
G.A. (Defense)	Colby Kratch
2016 Record	3-9
2016 Conference Record	2-7
Last Bowl Game	2012 Liberty Bowl (L, 31-17 to Tulsa)
Offense	Multiple
Defense	Base 4-3-4
Letterwinners Returning	43
(19 offense, 19 defense, 5 specialists)	
Letterwinners Lost	22
(8 offense, 13 defense, 1 specialists)	
Starters Returning	22
(11 offense, 9 defense, 2 specialists)	
Starters Lost	15
(6 offense, 8 defense, 1 specialists)	

Offensive Starters Returning (11)

OL Jake Campos, Sr.; WR Carson Epps, Jr.; OL Julian Good-Jones, So.; TE Sam Harms, Sr.; WR Deshaunte Jones, So.; QB Joel Lanning, Sr.; WR Allen Lazard, Sr.; RB David Montgomery, So.; QB Jacob Park, Jr.; WR Trever Ryan, Sr.; RB Mike Warren, Jr.

Defensive Starters Returning (9)

DE JaQuan Bailey, So.; DB Kamari Cotton-Moya, Sr.; DB Evrett Edwards, Sr.; LB Willie Harvey, Jr.; LB Reggan Northrup, Jr.; DB D'Andre Payne Jr.; DB Brian Peavy, Jr.; DT Vernell Trent, Sr.; DE J.D. Waggoner, Sr.

Specialists Returning (2)

P Colin Downing, Jr.; LS Steve Wirtel, So.

⇒ 2017 SCHEDULE

Sept. 2	NORTHERN IOWA (Cyclones.tv)	7 p.m.
Sept. 9	%IOWA (ESPN/ESPN2)	11 a.m.
Sept. 16	at Akron (CBS Sports Network)	11 a.m.
Sept. 28	TEXAS (ESPN)	6:30 or 7 p.m.
Oct. 7	*at Oklahoma	TBA
Oct. 14	*KANSAS	TBA
Oct. 21	*at Texas Tech	TBA
Oct. 28	*TCU - Homecoming	TBA
Nov. 4	*at West Virginia	TBA
Nov. 11	*OKLAHOMA STATE	TBA
Nov. 18	*at Baylor	TBA
Nov. 25	*at Kansas State	TBA
	*Big 12 Conference game	
	%Iowa Corn Cy-Hawk Series	

⇒ 2016 RESULTS

Sept. 3	NORTHERN IOWA	L, 20-25
Sept. 10	%at Iowa	L, 3-42
Sept. 17	*at TCU	L, 20-41
Sept. 24	SAN JOSE STATE	W, 44-10
Oct. 1	*BAYLOR	L, 42-45
Oct. 8	*at Oklahoma State	L, 31-38
Oct. 15	*at Texas	L, 6-27
Oct. 29	*KANSAS STATE - Homecoming	L, 26-31
Nov. 3	*OKLAHOMA	L, 24-34
Nov. 12	*at Kansas	W, 31-24
Nov. 19	*TEXAS TECH	W, 66-10
Nov. 26	*WEST VIRGINIA	L, 19-49
	*Big 12 Conference game	
	%Iowa Corn Cy-Hawk Series	



2017 ALPHABETICAL ROSTER

No.	Name	Pos	Ht	Wt	Yr	Hometown (High School/Previous School)
82	Landen Akers	WR	6-0	188	Fr.#	Cedar Rapids, Iowa (Washington)
37	Mackeno Alexander	LB	5-11	192	Sr.#	Immokalee, Fla. (Immokalee/NE Mississippi CC)
11	Chase Allen	TE	6-7	230	Fr.#	Nixa, Mo. (Nixa)
53	Gerry Alt	OL	6-2	277	Fr.	Cedar Rapids, Iowa (Washington)
86	Cole Anderson*	TE	6-4	264	Jr.#	League City, Texas (Clear Falls)
96	Connor Assalley*	PK	6-0	180	Fr.#	Naperville, Ill. (Central)
20	Aaron Austin	LB	5-11	195	Fr.#	Walnut, Calif. (Bishop Amat)
32	Arnold Azuma	DB	6-0	194	Fr.#	Grand Prairie, Texas (Lake Ridge)
18	Cordarrius Bailey	DE	6-3	200	Fr.	Clarksdale, Miss. (Clarksdale)
19	JaQuan Bailey*	DE	6-2	260	So.	Jacksonville, Fla. (Raines)
90	Joshua Bailey	DT	6-2	288	Fr.#	Jacksonville, Fla. (Raines)
82	John Banta	PK	6-0	197	Fr.#	Ankeny, Iowa (Centennial)
46	Spencer Benton*	DE	6-2	247	Jr.#	Van Meter, Iowa (Van Meter)
72	Jacob Bolton	OL	6-5	325	Fr.	Roswell, Ga. (Blessed Trinity Catholic)
17	Richard Bowens III	LB	6-0	177	Fr.	Detroit, Mich. (St. Mary's)
48	Jason Bowman	DB	6-3	212	Jr.#	West Des Moines, Iowa (Dowling Catholic)
18	Hakeem Butler*	WR	6-6	219	So.#	Baltimore, Md. (Travis [Texas])
67	Jack Campos**	OL	6-8	300	Sr.#	West Des Moines, Iowa (Valley)
5	Kamari Cotton-Moya***	DB	6-2	198	Sr.#	Bakersfield, Calif. (Ridgeview)
25	Sheldon Croney Jr.	RB	5-11	201	So.#	Bakersfield, Calif. (Ridgeview)
79	Shawn Curtis	OL	6-5	290	Sr.#	Orlando, Fla. (Olympia)
23	Thadd Daniels*	DB	6-1	198	Sr.#	Compton, Calif. (Lynwood/Cerritos CC)
56	Bobby Denaro	OL	6-3	288	Fr.	Stow, Mass. (Nashoba Regional)
97	Angel Dominguez	DE	6-4	274	Fr.	Kansas City, Kan. (St. Thomas Aquinas)
13	Colin Downing***	P	6-0	190	Sr.	Whitefish Bay, Wis. (Whitefish Bay)
26	Nick Duehr	DB	5-11	182	Fr.	Cedar Rapids, Iowa (Kennedy)
23	Matthew Eaton	WR	6-4	209	Jr.#	Norfolk, Va. (Pascagoula [Miss.]/Pearl River CC)
4	Everett Edwards*	WR	6-0	188	Sr.#	Woodbridge, Va. (Woodbridge/Duke)
80	Carson Epps**	WR	6-1	211	Jr.	Jenks, Okla. (Jenks)
42	Nathan Fagnani	TE	6-1	230	Fr.#	White Lake, Mich. (St. Mary's)
75	Sean Foster	OL	6-8	304	Fr.#	Mundelein, Ill. (Carmel Catholic)
41	Chris Francis**	PK	6-0	186	Jr.#	Dubuque, Iowa (Hempstead)
63	Robby Garcia**	OL	6-3	281	Sr.#	Tampa, Fla. (Jesusi)
40	Jared Gescheider	LB	6-1	235	So.#	Gilbert, Iowa (Gilbert)
51	Julian Good-Jones*	OL	6-5	293	So.#	Cedar Rapids, Iowa (Washington)
21	Jatairis Grant	DB	6-0	191	Fr.#	Akron, Ohio (Garfield)
31	Conner Greene	DE	6-1	234	So.#	North Liberty, Iowa (Iowa City West)
87	Sam Harms*	TE	6-4	232	Fr.	Spirit Lake, Iowa (Spirit Lake/Iowa Western CC)
7	Willie Harvey**	LB	6-0	222	Jr.#	Hastings, Fla. (Menendez)
80	Vince Horras	DE	6-6	234	Jr.#	Fairfield, Iowa (Fairfield)
77	Robert Hudson	OL	6-6	350	Fr.	Walled Lake, Mich. (Western)
35	Jake Hummel	LB	6-1	223	Fr.	Des Moines, Iowa (Dowling Catholic)
81	Denver Johnson	WR	6-4	211	So.#	Oklahoma City, Okla. (Casady School)
92	Jamahl Johnson*	DL	6-0	314	So.	Savage, Minn. (Prior Lake)
13	Josh Johnson	WR	5-11	171	Fr.	Little Rock, Ark. (Central Arkansas Christian)
8	Deshaunte Jones*	WR	5-10	179	So.	Cincinnati, Ohio (Colerain)
16	Keontae Jones	DB	6-0	163	Fr.	Cincinnati, Ohio (Colerain)
62	Noah Juergensen	OL	6-4	240	Fr.#	Churdan, Iowa (Greene County)
17	Kyle Kempt	QB	6-5	210	Sr.#	Massillon, Ohio (Washington/Hutchinson CC)
71	Alex Kleinow	OL	6-6	279	Fr.	North Liberty, Iowa (Iowa City West)
66	Josh Knipfel	OL	6-5	317	So.	Hampton, Iowa (Hampton-Dumont/Iowa Western CC)
69	Kory Kodanko	OL	6-5	315	Jr.#	Green Bay, Wis. (West De Pere)
88	Charlie Kolar	TE	6-6	238	Fr.	Norman, Okla. (North)
78	Colby Lafrenz	OL	6-5	295	Fr.#	Maysville, Iowa (North Scott)
24	Johnnie Lang	RB	5-8	189	Fr.	Palmetto, Fla. (Salt Lake City East [Utah])
7	Joel Lanning**	LB/QB	6-2	220	Sr.#	Ankeny, Iowa (Ankeny)
50	Bryan Larson	OL	6-4	285	Sr.#	Humboldt, Iowa (Humboldt)
96	Ben Latusek	DE	6-3	244	Fr.	Dike, Iowa (Dike-New Hartford)
5	Allen Lazard***	WR	6-5	222	Sr.	Urbandale, Iowa (Urbandale)
27	Nick Leach	RB	6-2	210	Jr.#	Woodbury, Minn. (East Ridge)
14	Darius Lee-Campbell*	DB	6-2	205	Jr.#	Spring, Texas (Spring)
45	Carson Lensing	DE	6-4	249	Fr.#	Fort Atkinson, Iowa (South Winneshiek)
89	Matt Leo	DE	6-7	276	Jr.	Adelaide, Australia (St. Michael's/Arizona Western CC)
33	Braxton Lewis*	DB	5-11	184	So.#	Overland Park, Kan. (St. James Academy)
76	Ray Lima	DT	6-3	306	So.#	Los Angeles, Calif. (Torrance West/El Camino CC)
83	Jalen Martin	WR	6-3	208	Fr.#	Detroit, Mich. (Chandler Park Academy)
44	Bobby McMillen III	LB	6-2	230	So.#	Naperville, Ill. (Central)
74	Bryce Meeker*	OL	6-6	314	So.#	Cedar Rapids, Iowa (Prairie)
32	David Montgomery*	RB	5-11	219	So.	Cincinnati, Ohio (Mount Healthy)
12	Devon Moore	QB	6-4	225	Fr.	Waterloo, Iowa (West)
54	Josh Mueller	OL	6-6	309	Fr.#	Mequon, Wis. (Homestead)
16	Marchie Murdoch*	WR	6-1	205	Sr.#	Arlington, Texas (Legacy/Illinois)
85	John Nagel	DE	6-5	225	Fr.	Greeley, Iowa (West Delaware)
57	Colin Newell	OL	6-4	262	Fr.	Ames, Iowa (Ames)
76	Jeff Nogaj	OL	6-4	319	Fr.	Johnstown, Ohio (Johnstown-Monroe)
4	Zeb Noland	QB	6-2	222	Fr.#	Watkinsville, Ga. (Oconee County)
9	Reggan Northrup**	LB	6-1	205	Jr.#	Jacksonville, Fla. (First Coast)
3	Kene Nwangwu**	RB	6-1	202	So.	Frisco, Texas (Heritage)
54	Collin Olson	DT	6-1	267	So.#	Ankeny, Iowa (Centennial)
17	Garrett Owens	PK	5-8	180	Sr.#	Arroyo Grande, Calif. (Arroyo Grande/Oregon State)
38	Peyton Paddock	PK	6-0	212	So.#	Monticello, Iowa (Monticello)
10	Jacob Park*	QB	6-4	210	Jr.#	Charleston, S.C. (Stratford/Georgia)
1	D'Andre Payne*	DB	5-10	180	Jr.#	Washington, D.C. (HD Woodson/Arizona Western CC)
10	Brian Peavy**	DB	5-9	190	Jr.#	Houston, Texas (Westfield)
34	Charles Peeler	WR	5-8	174	Fr.	Washington, D.C. (HD Woodson)
15	Stephon Pickett-Brown	DB	5-11	178	So.#	Kissimmee, Fla. (Osceola)
49	Mauricio Ramirez	RB	5-11	187	Fr.#	Conesville, Iowa (Columbus Community)



2017 ALPHABETICAL ROSTER

No.	Name	Pos	Ht	Wt	Yr	Hometown (High School/Previous School)
24	Jamaal Richardson*	DB	6-1	196	Jr.#	Oswego, Ill. (Oswego)
26	Parker Rickert	WR	5-11	187	Fr.	Edina, Minn. (Edina)
98	Joe Rivera	P	6-2	188	Fr.#	Grinnell, Iowa (Grinnell)
95	Tucker Robertson	DT	6-3	284	Fr.	Simi Valley, Calif. (Grace Brethren)
22	Arturo Romero	WR	5-10	187	Jr.#	Manchester, Mo. (Parkway West/College of DuPage)
6	De'Monte Ruth**	DB	5-10	170	Jr.#	Dallas, Texas (Wilmer-Hutchins)
19	Trever Ryan**	WR	5-11	193	Sr.#	Ida Grove, Iowa (OA-BCIG/UNI)
64	Derek Schweiger	OL	6-3	276	Fr.	Plymouth, Wis. (Plymouth)
47	Sam Seonbuchner*	TE	6-3	232	Jr.#	Oconomowoc, Wis. (Arrowhead)
85	Colby Shane	WR	6-2	189	Fr.#	Ames, Iowa (Ames)
52	Dan Sichterman	DE	6-3	237	Fr.	Cincinnati, Ohio (Kings)
39	Zach Silbermann	LB	6-0	220	Fr.#	Chagrin Falls, Ohio (Kenston)
89	Dylan Soehner	TE	6-7	271	Fr.#	Prairie Grove, Ark. (Prairie Grove)
60	Quinn Sonntag*	LS	6-0	221	So.#	Des Moines, Iowa (Dowling Catholic)
42	Marcel Spears Jr.*	LB	6-1	215	So.#	Olathe, Kan. (North)
49	Jack Spreen****	LB	6-1	218	Sr.#	Bedford, Ind. (Bedford North Lawrence)
16	Kyle Starcevic*	QB	6-3	224	Jr.#	Altoona, Iowa (Southeast Polk)
35	Ethan Staskewicz	RB	5-11	203	Fr.#	O'Fallon, Mo. (Fort Zumwalt West)
43	Tymar Sutton	LB	5-10	222	Fr.#	McKeesport, Pa. (McKeesport)
99	Vernell Trent**	DT	6-3	282	Sr.#	Jacksonville, Fla. (Forrest)
22	O.J. Tucker	DB	5-11	195	Fr.	Ocala, Fla. (Vanguard)
70	Oge Udeogu	OL	6-3	317	Jr.#	Imo, Nigeria (Saint Viator [Arlington Heights, Ill]/CC of San Francisco)
50	Eyioma Uwazurike	DE	6-6	280	Fr.#	Detroit, Mich. (Southfield-Lathrup)
34	O'Rien Vance	LB	6-1	230	Fr.	Cedar Rapids, Iowa (Washington)
58	J.D. Waggoner**	DE	6-3	248	Sr.#	Dallas, Texas (Jesuit)
84	Amechie Walker	WR	5-10	172	So.#	Harrisburg, Pa. (Harrisburg/New Hampshire)
29	Rory Walling	LB	5-11	190	Fr.	Des Moines, Iowa (East)
2	Mike Warren**	RB	6-0	211	Jr.#	Lawton, Okla. (Lawton)
27	Romelo Webster	DB	5-11	177	Fr.#	Miramar, Fla. (Hallandale)
37	Daric Whipple	WR	5-10	187	Fr.#	Jefferson, Iowa (Greene County)
11	Lawrence White	DB	6-0	178	Fr.#	Bakersfield, Calif. (Ridgeview)
3	Reggie Wilkerson	DB	5-11	165	Sr.#	Ocala, Fla. (North Marion/Georgia)
73	Will Windham	OL	6-3	307	Jr.#	Schertz, Texas (Clemens)
39	Steve Wirtel*	LS	6-4	214	So.	Orland Park, Ill. (Mount Carmel)
51	Logan Wolf	DE	6-4	247	Fr.#	Heyworth, Ill. (University)
25	Datrone Young	DB	5-9	155	Fr.	Delray Beach, Fla. (Atlantic)

*letters earned
#has redshirted



2017 NUMERICAL ROSTER

No.	Name	Pos	Ht	Wt	Yr	Hometown (High School/Previous School)
1	D'Andre Payne*	DB	5-10	180	Jr.#	Washington, D.C. (HD Woodson/Arizona Western CC)
2	Mike Warren**	RB	6-0	211	Jr.#	Lawton, Okla. (Lawton)
3	Kene Nwangwu*	RB	6-1	202	So.	Frisco, Texas (Heritage)
3	Reggie Wilkerson	DB	5-11	165	Sr.#	Ocala, Fla. (North Marion/Georgia)
4	Evrett Edwards*	DB	6-0	188	Sr.#	Woodbridge, Va. (Woodbridge/Duke)
4	Zeb Noland	QB	6-2	222	Fr.#	Watkinsville, Ga. (Wcoonee County)
5	Kamari Cotton-Moya***	DB	6-2	198	Sr.#	Bakersfield, Calif. (Ridgeview)
5	Allen Lazard***	WR	6-5	222	Sr.	Urbandale, Iowa (Urbandale)
6	De'Monte Ruth**	DB	5-10	170	Jr.#	Dallas, Texas (Wilmer-Hutchins)
7	Willie Harvey**	LB	6-0	222	Jr.#	Hastings, Fla. (Menendez)
7	Joel Lanning**	LB/QB	6-2	220	Sr.#	Ankeny, Iowa (Ankeny)
8	Deshaunte Jones*	WR	5-10	179	So.	Cincinnati, Ohio (Colerain)
9	Reggan Northrup**	LB	6-1	205	Jr.#	Jacksonville, Fla. (First Coast)
9	Jacob Park*	QB	6-4	210	Jr.#	Charleston, S.C. (Stratford/Georgia)
10	Brian Peavy**	DB	5-9	190	Jr.#	Houston, Texas (Westfield)
11	Chase Allen	TE	6-7	230	Fr.#	Nixa, Mo. (Nixa)
11	Lawrence White	DB	6-0	178	Fr.#	Bakersfield, Calif. (Ridgeview)
12	Devon Moore	QB	6-4	225	Fr.	Waterloo, Iowa (West)
13	Colin Downing***	P	6-0	190	Sr.	Whitefish Bay, Wis. (Whitefish Bay)
13	Josh Johnson	WR	5-11	171	Fr.	Little Rock, Ark. (Central Arkansas Christian)
14	Darius Lee-Campbell**	DB	6-2	205	Jr.#	Spring, Texas (Spring)
15	Stephon Pickett-Brown	DB	5-11	178	So.#	Kissimmee, Fla. (Osceola)
16	Keontae Jones	DB	6-0	163	Fr.	Cincinnati, Ohio (Colerain)
16	Marchie Murdock*	WR	6-1	205	Sr.#	Arlington, Texas (Legacy/Illinois)
16	Kyle Starcevic**	QB	6-3	224	Jr.#	Altoona, Iowa (Southeast Polk)
17	Richard Bowers III	DB	6-1	177	Fr.	Detroit, Mich. (St. Mary's)
17	Kyle Kempt	QB	6-5	210	Sr.#	Massillon, Ohio (Washington/Hutchinson CC)
17	Garrett Owens	PK	5-8	180	Sr.#	Arroyo Grande, Calif. (Arroyo Grande/Oregon State)
18	Cordarius Bailey	DE	6-3	200	Fr.	Clarksdale, Miss. (Clarksdale)
18	Hakeem Butler*	WR	6-6	219	So.#	Baltimore, Md. (Travis [Texas])
19	JaQuan Bailey*	DE	6-2	260	So.	Jacksonville, Fla. (Raines)
19	Trever Ryan**	WR	5-11	193	Sr.#	Ida Grove, Iowa (OA-BCIG/UNI)
20	Aaron Austin	LB	5-11	195	Fr.#	Walnut, Calif. (Bishop Amat)
21	Jatairis Grant	DB	6-0	191	Fr.#	Akron, Ohio (Garfield)
22	Arturo Romero	WR	5-10	187	Jr.#	Manchester, Mo. (Parkway West/College of DuPage)
22	O.J. Tucker	DB	5-11	195	Fr.	Ocala, Fla. (Yungaud)
23	Thadd Daniels*	DB	6-1	198	Sr.#	Compton, Calif. (Lynwood/Cerritos CC)
23	Matthew Eaton	WR	6-4	209	Jr.#	Norfolk, Va. (Pascagoula [Miss.]/Pearl River CC)
24	Johnnie Lang	RB	5-8	189	Fr.	Palmetto, Fla. (Salt Lake City East [Utah])
24	Jamaal Richardson*	DB	6-1	196	Jr.#	Oswego, Ill. (Oswego)
25	Sheldon Croney Jr.	RB	5-11	201	So.#	Bakersfield, Calif. (Ridgeview)
25	Datrone Young	DB	5-9	155	Fr.	Delray Beach, Fla. (Atlantic)
26	Nick Duehr	DB	5-11	182	Fr.	Cedar Rapids, Iowa (Kennedy)
26	Parker Rickert	WR	5-11	187	Fr.	Edina, Minn. (Edina)
27	Nick Leach	RB	6-2	210	Jr.#	Woodbury, Minn. (East Ridge)
27	Romelo Webster	DB	5-11	177	Fr.#	Miramar, Fla. (Hallandale)
29	Rory Walling	LB	5-11	190	Fr.	Des Moines, Iowa (East)
31	Conner Greene	DE	6-1	234	So.#	North Liberty, Iowa (Iowa City West)
32	Arnold Azuma	DB	6-0	194	Fr.#	Grand Prairie, Texas (Lake Ridge)
32	David Montgomery*	RB	5-11	219	So.	Cincinnati, Ohio (Mount Healthy)
33	Braxton Lewis*	DB	5-11	184	So.#	Overland Park, Kan. (St. James Academy)
34	Charles Peeler	WR	5-8	174	Fr.	Washington, D.C. (HD Woodson)
34	O'rien Vance	LB	6-1	230	Fr.	Cedar Rapids, Iowa (Washington)
35	Jake Hummel	LB	6-1	223	Fr.	Des Moines, Iowa (Dowling Catholic)
35	Ethan Staskewicz	RB	5-11	203	Fr.#	O'Fallon, Mo. (Fort Zumwalt West)
37	Mackeno Alexander	LB	5-11	192	Sr.#	Immokalee, Fla. (Immokalee/NE Mississippi CC)
37	Daric Whipple	WR	5-10	187	Fr.#	Jefferson, Iowa (Greene County)
38	Peyton Paddock	PK	6-0	212	So.#	Monticello, Iowa (Monticello)
39	Zach Silbermann	LB	6-0	220	Fr.#	Chagrin Falls, Ohio (Kenston)
39	Steve Wirtel*	LS	6-4	214	So.	Orland Park, Ill. (Mount Carmel)
40	Jared Geschiedler	LB	6-1	235	So.#	Gilbert, Iowa (Gilbert)
41	Chris Francis**	PK	6-0	186	Jr.#	Dubuque, Iowa (Hempstead)
42	Nathan Fagnani	TE	6-1	230	Fr.#	White Lake, Mich. (St. Mary's)
42	Marcel Spears Jr.*	LB	6-1	215	So.#	Olathe, Kan. (North)
43	Tymar Sutton	LB	5-10	222	Fr.#	McKeesport, Pa. (McKeesport)
44	Bobby McMillen III	LB	6-2	230	So.#	Naperville, Ill. (Central)
45	Carson Lensing	DE	6-4	249	Fr.#	Fort Atkinson, Iowa (South Winneshiek)
46	Spencer Benton*	DE	6-2	247	Jr.#	Van Meter, Iowa (Van Meter)
47	Sam Seonbuchner*	TE	6-3	232	Jr.#	Oconomowoc, Wis. (Arrowhead)
48	Jason Bowman	LB	6-3	212	Jr.#	West Des Moines, Iowa (Dowling Catholic)
49	Mauricio Ramirez	RB	5-11	187	Fr.#	Conesville, Iowa (Columbus Community)
49	Jack Spreen***	LB	6-1	218	Sr.#	Bedford, Ind. (Bedford North Lawrence)
50	Bryan Larson	OL	6-4	285	Sr.#	Humboldt, Iowa (Humboldt)
50	Eyioma Uwazurike	DE	6-6	280	Fr.#	Detroit, Mich. (Southfield-Lathrup)
51	Julian Good-Jones*	OL	6-5	293	So.#	Cedar Rapids, Iowa (Washington)
51	Logan Wolf	DE	6-4	247	Fr.	Heyworth, Ill. (University)
52	Dan Sichterman	DE	6-3	237	Fr.	Cincinnati, Ohio (Kings)
53	Gerry Alt	OL	6-2	277	Fr.	Cedar Rapids, Iowa (Washington)
54	Josh Mueller	OL	6-6	309	Fr.#	Mequon, Wis. (Homestead)
54	Collin Olson	DT	6-1	267	So.#	Ankeny, Iowa (Centennial)
56	Bobby Denaro	OL	6-3	288	Fr.	Stow, Mass. (Nashoba Regional)
57	Colin Newell	OL	6-4	262	Fr.	Ames, Iowa (Ames)
58	J.D. Waggoner**	DE	6-3	248	Sr.#	Dallas, Texas (Jesusit)
60	Quinn Sonntag**	LS	6-0	221	So.#	Des Moines, Iowa (Dowling Catholic)
62	Noah Juergensen	OL	6-4	240	Fr.#	Churdan, Iowa (Greene County)
63	Robby Garcia**	OL	6-3	281	Sr.#	Tampa, Fla. (Jesusit)
64	Derek Schweiger	OL	6-3	276	Fr.	Plymouth, Wis. (Plymouth)



2017 NUMERICAL ROSTER

No.	Name	Pos	Ht	Wt	Yr	Hometown (High School/Previous School)
66	Josh Kniptel	OL	6-5	317	So.	Hampton, Iowa (Hampton-Dumont/Iowa Western CC)
67	Jake Campos**	OL	6-8	300	Sr.#	West Des Moines, Iowa (Valley)
69	Kory Kodanko	OL	6-5	315	Jr.#	Green Bay, Wis. (West De Pere)
70	Oge Udeogu	OL	6-3	317	Jr.#	Ilo, Nigeria (Saint Viator [Arlington Heights, Ill.]/CC of San Francisco)
71	Alex Kleinow	OL	6-6	279	Fr.	North Liberty, Iowa (Iowa City West)
72	Jacob Bolton	OL	6-5	325	Fr.	Roswell, Ga. (Blessed Trinity Catholic)
73	Will Windham	OL	6-3	307	Jr.#	Schertz, Texas (Clemens)
74	Bryce Meeker*	OL	6-6	314	So.#	Cedar Rapids, Iowa (Prairie)
75	Sean Foster	OL	6-8	304	Fr.#	Mundelein, Ill. (Carmel Catholic)
76	Ray Lima	DT	6-3	306	So.#	Los Angeles, Calif. (Torrance West/El Camino CC)
76	Jeff Nogaj	OL	6-4	319	Fr.	Johnstown, Ohio (Johnstown-Monroe)
77	Robert Hudson	OL	6-6	350	Fr.	Walled Lake, Mich. (Western)
78	Colby Lafrenz	OL	6-5	295	Fr.#	Maysville, Iowa (North Scott)
79	Shawn Curtis	OL	6-5	290	Sr.#	Orlando, Fla. (Olympia)
80	Carson Epps**	WR	6-1	211	Jr.	Jenks, Okla. (Jenks)
80	Vince Horras	DE	6-6	234	Jr.#	Fairfield, Iowa (Fairfield)
81	Denver Johnson	WR	6-4	211	So.#	Oklahoma City, Okla. (Casady School)
82	Landen Akers	WR	6-0	188	Fr.#	Cedar Rapids, Iowa (Washington)
82	John Banta	PK	6-0	197	Fr.#	Ankeny, Iowa (Centennial)
83	Jalen Martin	WR	6-3	208	Fr.#	Detroit, Mich. (Chandler Park Academy)
84	Amechie Walker	WR	5-10	172	So.#	Harrisburg, Pa. (Harrisburg/New Hampshire)
85	John Nagel	DE	6-5	225	Fr.	Greeley, Iowa (West Delaware)
85	Colby Shane	WR	6-2	189	Fr.#	Ames, Iowa (Ames)
86	Cole Anderson*	TE	6-4	264	Jr.#	League City, Texas (Clear Falls)
87	Sam Harms*	TE	6-4	232	Sr.	Spirit Lake, Iowa (Spirit Lake/Iowa Western CC)
88	Charlie Kolar	TE	6-6	238	Fr.	Norman, Okla. (North)
89	Matt Leo	DE	6-7	276	Jr.	Adelaide, Australia (St. Michael's/Arizona Western CC)
89	Dylan Soehner	TE	6-7	271	Fr.#	Prairie Grove, Ark. (Prairie Grove)
90	Joshua Bailey	DT	6-2	288	Fr.#	Jacksonville, Fla. (Raines)
92	Jamahl Johnson*	DL	6-0	314	So.	Savage, Minn. (Prior Lake)
95	Tucker Robertson	DT	6-3	284	Fr.	Simi Valley, Calif. (Grace Brethren)
96	Connor Assalley	PK	6-0	180	Fr.#	Naperville, Ill. (Central)
96	Ben Latusek	DE	6-3	244	Fr.	Dike, Iowa (Dike-New Hartford)
97	Angel Dominguez	DE	6-4	274	Fr.	Kansas City, Kan. (St. Thomas Aquinas)
98	Joe Rivera	P	6-2	188	Fr.#	Grinnell, Iowa (Grinnell)
99	Vernell Trent***	DT	6-3	282	Sr.#	Jacksonville, Fla. (Forrest)

*letters earned
#has redshirted



2017 PRE-FALL CAMP DEPTH CHART

⇨ OFFENSE

QB	10	*Jacob Park (6-4, 210, Jr.#)
	17	Kyle Kempt (6-5, 210, Sr.#) or
	4	Zeb Noland (6-2, 222, Fr.#)
RB	32	*David Montgomery (5-11, 219, So.)
	2	**Mike Warren (6-0, 211, Jr.#)
TE	11	Chase Allen (6-7, 230, Fr.#)
	87	*Sam Harms (6-4, 232, Sr.)
F	47	*Sam Seonbuchner (6-3, 232, Jr.#)
WRM	19	**Trever Ryan (5-11, 193, Sr.#)
	8	*Deshaunte Jones (5-10, 179, So.)
WRX	5	***Allen Lazard (6-5, 222, Sr.)
	23	Matthew Eaton (6-4, 209, Jr.#)
WRZ	18	*Hakeem Butler (6-6, 219, So.#) or
	16	*Marchie Murdock (6-1, 205, Sr.#) or
	80	**Carson Epps (6-1, 211, Jr.)
LT	67	**Jake Campos (6-8, 300, Sr.#)
	75	Sean Foster (6-8, 304, Fr.#)
LG	63	Robby Garcia (6-3, 281, Sr.#)
	50	Bryan Larson (6-4, 285, Sr.#)
C	51	*Julian Good-Jones (6-5, 293, So.#)
	73	Will Windham (6-3, 307, Jr.#)
RG	70	Oge Udeogu (6-3, 317, Jr.#)
	66	Josh Knipfel (6-5, 317, So.)
RT	74	*Bryce Meeker (6-6, 314, So.#)
	69	Kory Kodanko (6-5, 315, Jr.#)

⇨ SPECIAL TEAMS

P	13	***Colin Downing (6-0, 190, Sr.)
LS	39	*Steve Wirtel (6-4, 214, So.)
	60	*Quinn Sonntag (6-0, 221, So.#)
H	16	*Kyle Starceвич (6-3, 224, Jr.#)

Returning starters in **bold**

*letters earned

#has redshirted



⇨ DEFENSE

E	58	**J.D. Waggoner (6-3, 248, Sr.#)
	50	Eyioma Uwazurike (6-6, 280, Fr.#)
NG	76	Ray Lima (6-3, 306, So.#)
	92	*Jamahl Johnson (6-0, 314, So.)
DT	99	***Vernell Trent (6-3, 282, Sr.#)
	89	Matt Leo (6-7, 276, Jr.)
Leo	19	*JaQuan Bailey (6-2, 260, So.) or
	46	*Spencer Benton (6-2, 247, Jr.#)
LB	42	*Marcel Spears Jr. (6-1, 215, So.#)
	9	**Reggan Northrup (6-1, 205, Jr.#)
LB	7	**Joel Lanning (6-2, 220, Sr.#)
	43	Tymar Sutton (5-10, 222, Fr.#)
LB	7	**Willie Harvey (6-0, 222, Jr.#)
	37	Mackeno Alexander (5-11, 192, Sr.#)
Star	4	*Evrett Edwards (6-0, 188, Sr.#) or
	37	Mackeno Alexander (5-11, 192, Sr.#)
FS	5	***Kamari Cotton-Moya (6-2, 198, Sr.#)
	4	*Evrett Edwards (6-0, 188, Sr.#)
SS	3	Reggie Wilkerson (5-11, 165, Sr.#)
	11	Lawrence White (6-0, 178, Fr.#)
LC	1	*D'Andre Payne (5-10, 180, Jr.#)
	32	Arnold Azunna (6-0, 194, Fr.#)
RC	10	**Brian Peavy (5-9, 190, Jr.#)
	6	**De'Monte Ruth (5-10, 170, Jr.#)

⇨ SPECIAL TEAMS

PK	17	Garrett Owens (5-8, 180, Sr.#)
	41	**Chris Francis (6-0, 186, Jr.#)
PR	19	**Trever Ryan (5-11, 193, Sr.#)
	5	***Allen Lazard (6-5, 222, Sr.)
KR	3	*Kene Nwangwu (6-1, 202, So.)

⇨ HOW DO YOU SAY THAT?

Arnold Azunna	Ah-Zoo-nah
Kamari Cotton-Moya	Kuh-mar-ee Cotton-Moy-uh
Jared Gescheidler	Guh-Shyde-ler
Jaitairis Grant	Juh-tare-ee-us
Keontae Jones	Key-on-tay
Alex Kleinow	KLIN-eh-now
Josh Knipfel	KUH-niff-ul
Kory Kodanko	Kah-DONK-oh
Josh Mueller	Mule-ler
Jeff Nogaj	NO-Zhay
Reggan Northrup	Ree-gun
Kene Nwangwu	Kun-NAY New-WAN-goo
Stephon Pickett-Brown	Stuh-fawn
Sam Seonbuchner	Scene-buckner
Dylan Soehner	SAY-ner
Dan Sichterman	SICK-tur-man
Oge Udeogu	OH-gay Ew-DAH-goo
Eyioma Uwazurike	Ee-OH-MA Ew-wah-zah-REE-kay
Romelo Webster	Row-Mel-oh
Steve Wirtel	WIR-tell
Datrone Young	DAY-trone



MATT CAMPBELL HEAD COACH / MT. UNION (2002) 2ND SEASON AT IOWA STATE (3-9)

Matt Campbell, who has an amazing championship pedigree as both a player and coach, was named head football coach at Iowa State University on Nov. 29, 2015.

Campbell initiated his rebuilding plan and laid the foundation of future success in his first season as the head man at Iowa State in 2016.

He made it a priority to instill the core principles that he needed to commit to for sustained success: "recruit, retain and develop." He hasn't strayed far from those ideals throughout his outstanding coaching career, and his mantra of "attitude and effort" has quickly become a trademark of his Cyclone teams.

⇒ AT IOWA STATE

Campbell's work with the Cyclones in his inaugural season proved he is the right man for the job.

Inheriting a program with depleted numbers on both sides of the ball, the Cyclones displayed gradual improvement throughout the season, as ISU compiled a 3-9 overall mark and a 2-7 record in Big 12 play.

Iowa State played the 2016 campaign with a combined 57 starts from former or current walk-ons and 38 combined starts from true or redshirt freshman. Despite this, the Cyclones persevered and were playing their best football at season's end under Campbell's guidance.

Iowa State won two-straight Big 12 games in November for the first time since 2013, including a 66-10 victory over Texas Tech. The Cyclones set the following school records in the big win over the Red Raiders: points vs. a conference opponent (66), margin of victory over a conference opponent (56) and points in a quarter (31 in the second quarter).

The Iowa State offense thrived under Campbell's leadership in 2016, posting impressive totals which rank high historically. The Cyclones recorded the fifth-best offense in school history in regards to yardage, averaging 421.6 yards per game.

In league play, the Cyclones were even better, breaking school marks in scoring (29.4) and total offense (439.8) vs. conference competition in the Big 12 era.

Iowa State's offense was balanced and efficient, boasting a 1,000-yard receiver in All-Big 12 performer Allen Lazard and a rushing attack which featured three players with 500+ yards on the ground, a first in school history.

Campbell's offense ranked in the top-10 nationally in red zone efficiency, scoring on 92.7 percent of its opportunities inside the opponents' 20-yard line.

On defense, the Cyclones improved dramatically, holding five of their last seven opponents to under their season scoring average. In the Texas Tech victory, ISU held one of the nation's most potent offenses to season lows in points (10) and total offense (309).

⇒ AT TOLEDO

Campbell compiled a 35-15 record in four-plus seasons as the head coach at Toledo and led the Rockets to three nine-win seasons. He coached UT in three bowls and his 2015 Rocket team played in the Boca Raton Bowl after being hired at Iowa State. Campbell's winning percentage (.700) is third-best in school history, trailing only Nick Saban (.818, 1990) and Bill Orwig (.762, 1946-47).

He was named the UT head coach in December 2011 (when Tim Beckman left), becoming the youngest head coach in the FBS



HEAD COACH MATT CAMPBELL

by three years. Only 16 days after his promotion from offensive coordinator to head coach, Campbell led the Rockets to a 42-41 win over Air Force in the Military Bowl. Interestingly, Campbell coached the bowl game from his accustomed spot in the press box to avoid a game-day distraction. Current Cyclone assistant coach Louis Ayeni handled coaching duties on the sidelines at the bowl game.

The Military Bowl win was a springboard to many more achievements at Toledo.

Campbell's first full season as head coach (2012) included an eight-game winning streak. The Rockets upset No. 18 Cincinnati during the win streak, moved into the nation's Top 25 for the first time in more than a decade and were invited to the Famous Idaho Potato Bowl.

The 2013-14 seasons included 16 wins, shares of the MAC West Division championship both years and the establishment of a nationally respected power rushing attack. Toledo ranked 14th and 12th nationally in rushing offense those seasons. The '14 campaign ended with a 63-44 victory over Arkansas State in the GoDaddy Bowl as tailback Kareem Hunt returned from injury to rush for 271 yards and five TDs.

His 2015 Toledo team – which had to replace five offensive line starters – got the nation's attention in September with a 16-12 upset of 18th-ranked Arkansas. Following that win, the Rockets defeated Iowa State in overtime, their second Power 5 victory in a row. The 2015 Rockets ranked 27th nationally in scoring offense and 28th in scoring defense. They ran the ball (213.2) and stopped the run (115.5) and UT earned the first College Football Playoff ranking in school history.

He was honored as the 2015 MAC Coach of the Year.

⇒ GROWING UP IN MASSILLON/PURPLE RAIDER DYNASTY

Campbell's football journey is storybook-like.

Born in football-crazed Massillon, Ohio – where male babies born at the local hospital receive a miniature football when they are moved to the nursery – he was raised as a coach's kid. Matt's father, Rick, was head football coach at Jackson High School in Massillon and later became the school principal.

After a stellar prep career at Massillon Perry High School, he was recruited to Pitt as a tight end. A year into his Panther career, Campbell gave up his scholarship and transferred to non-scholarship Mount Union. Playing for the legendary coach Larry Kehres at Mount Union re-ignited Campbell's interest in the game and, ultimately, launched a future coaching career.

Campbell excelled as a student-athlete at Mount Union earning All-America and Ohio Athletic Conference Defensive Lineman of the Year honors twice. The Purple Raiders won NCAA Division III national titles in 2000, 2001 and 2002 and won 54 of 55 games during his career. He recorded 207 career tackles, 49 TFL and 22 sacks while adding CoSIDA Academic All-America honors.

⇒ WORKING HIS WAY UP

His transition from the field to the sidelines began with a two-year term as a graduate assistant (working with the tight ends) at Bowling Green. Those Falcon teams won the 2003 Motor City Bowl and the 2004 GMAC Bowl.

Campbell returned to his alma mater as offensive coordinator

⇒ CAMPBELL PROFILE

Hometown	Massillon, Ohio
High School	Perry
College	Mount Union, 2002
Year In Coaching	15th
Wife	Erica
Children	Kaetlyn, Isabella, Rudy and Rocco

⇒ COACHING EXPERIENCE

2016-	Head Coach	Iowa State
2012-15	Head Coach	Toledo
2010-11	Offensive Coordinator	Toledo
2009	Assistant Coach	Toledo
2007-08	Assistant Coach	Bowling Green
2005-06	Offensive Coordinator	Mount Union
2003-04	Graduate Assistant	Bowling Green

⇒ COLLEGE BOWL EXPERIENCE

2014	GoDaddy Bowl	Toledo
2012	Famous Idaho Potato Bowl	Toledo
2011	Military Bowl	Toledo
2010	Little Ceasers Pizza Bowl	Toledo
2007	GMAC Bowl	Bowling Green
2004	GMAC Bowl	Bowling Green
2003	Motor City Bowl	Bowling Green

⇒ HEAD COACHING RECORD

Year	School	Record	Conf.	Bowl
2011	Toledo	1-0	0-0	Military
2012	Toledo	9-4	6-2	Famous Idaho
2013	Toledo	7-5	5-3	
2014	Toledo	9-4	7-1	GoDaddy
2015	Toledo	9-2	6-2	Boca Raton*
2016	Iowa State	3-9	2-7	
Totals		38-24	26-15	

*did not coach in Bowl game

and line coach (2005-06) and Mount Union won two more national titles and registered a 29-1 record. Six players earned All-American accolades under his tutelage, including future NFL receiver Pierre Garcon.

He returned to Division I football for two years (2007-08) as Bowling Green's offensive line coach. Then, at the age of 29, he was named run game coordinator (2009) before promotion to offensive coordinator (2010-11) at Toledo.

The Rockets were spectacular on offense during his three-year tenure there.

- The 2009 UT offense was 16th in the NCAA in total offense (437.9), 18th in passing yards (278.1) and first in fourth-down conversions (80%) despite losing its starting QB at mid-season.

- The 2010 Toledo team featured a 1,000-yard rusher and a receiver with 99 catches.

- The 2011 Rockets were eighth nationally in scoring (42.2), 10th in total offense (481.3), eighth in pass efficiency (160.4), 18th in rushing (213.6) and became the first team in school history to score at least 60 points in consecutive games. Eric Page caught 125 passes that season, second-most in the nation.

After Beckman left during bowl prep in 2011, Campbell was named interim head coach. Three days later, the interim label was dropped and his 50-game career at UT was underway.



HEAD COACH MATT CAMPBELL

⇒ PERSONAL

Campbell's belief system is grounded in building relationships. He has been referred to as a players' coach often. Building relationships is at the foundation of his recruiting prowess. Rivals.com named him a "top recruiter" in 2011 and his last three classes were ranked first or second in the MAC.

His first two Iowa State recruiting classes rank among the best in school history, including the 2017 group, which was rated No. 40 nationally by Rivals, the highest by the recruiting service since 2004. The 2017 Cyclone newcomers posted a 247Sports composite ranking of .8427, the highest composite score since 2007 when the service began rating classes.

Campbell and his wife (Erica) have four young children: Kaetlyn, Isabella, Rudy and Rocco. Campbell earned a bachelor's degree in history from Mount Union in 2002.

Campbell agreed to a six-year contract with a first-year salary of \$2 million.

⇒ RECORD VS. OPPONENTS

Opponent	W/L	Opponent	W/L
Air Force	1-0	Kansas State	0-1
Akron	1-1	Kent State	2-0
Arizona	0-1	UMass	2-0
Arkansas	1-0	Missouri	0-2
Arkansas State	2-0	Navy	1-0
Ball State	2-2	New Hampshire	1-0
Baylor	0-1	Northern Illinois	0-4
Bowling Green	4-0	Oklahoma	0-1
Buffalo	2-0	Oklahoma State	0-1
Central Michigan	4-0	San Jose State	1-0
Cincinnati	1-1	Texas	0-1
Coastal Carolina	1-0	TCU	0-1
Eastern Michigan	4-0	Texas Tech	1-0
Eastern Washington	1-0	UNI	0-1
Florida	0-1	Utah State	0-1
Iowa	0-1	West Virginia	0-1
Iowa State	1-1	Western Michigan	3-1
Kansas	1-0	Wyoming	1-0
Total: 38-24			



JAQUAN BAILEY



#19 JAQUAN BAILEY

SO. / DE / 6-2 / 260
JACKSONVILLE, FLA. / RAINES

⇒ AWARDS AND HONORS

HM Freshman All-America- Campus Insiders (2016)

⇒ 2016

Honorable Mention Freshman All-America by Campus Insiders ... had an outstanding rookie season, registering 23 tackles while playing in all 12 games ... started the last seven games of the season ... led the team in sacks at 3.5, the third-best rookie total in school history and ranking 19th in the Big 12 ... was fourth on the team in TFL with 6.0 ... tallied career highs in tackles (six) and TFL (2.0) vs. Oklahoma ... had four tackles at Texas ... posted three tackles and a sack vs. West Virginia.

⇒ HIGH SCHOOL

Chose Iowa State over Tennessee, Florida, Louisville and Virginia Tech ... a three-star recruit by Rivals, Scout, 247 Sports and ESPN ... ranked as the No. 53 defensive end nationally by ESPN ... ranked as the No. 72 weak-side defensive end nationally by 247Sports ... ranked the No. 18 prep defensive end in the state of Florida by Scout ... played on both the offensive and defensive line in high school ... as a senior, helped lead Raines to a 12-2 record and a 4-0 mark against district foes ... named first-team all-state in Class 4A ... made 89 tackles, including 37 solo stops, 25.0 TFL and 14 sacks as a senior ... also registered a fumble recovery, four quarterback hurries and a pass deflection ... as a junior, had 60 tackles and five sacks ... played alongside twin brother Joshua Bailey while at Raines ... coached by Deran Wiley.

⇒ PERSONAL

Born May 28, 1997 ... son of Joe and Valyrie Bailey ... open option major ... twin brother, Joshua, is a defensive tackle for the Cyclones.

⇒ BAILEY'S CAREER STATISTICS

Tackles	G	UA	A	Total	TFL	PBU	FF	FR	Int	Sack
2016	12	11	12	23	6.0	1	0	0	0	3.5
Career	12	11	12	23	6.0	1	0	0	0	3.5



#46 SPENCER BENTON
JR. / DE / 6-2 / 247
VAN METER, IOWA / VAN METER

⇒ **AWARDS AND HONORS**

First Team Academic All-Big 12 (2016)
 Outstanding Walk-On Player Award (2016)

⇒ **2016**

First Team Academic All-Big 12 ... winner of the Outstanding Walk-On Player Award ... was a key reserve at defensive end, playing in all 12 games ... recorded 21 tackles, 2.0 TFL and 1.5 sacks ... came on late in the year, tallying 19 of his 21 tackles in the final seven games, averaging 2.7 tackles per game in that span ... posted a career-high three tackles five times ... recorded first career sack vs. Kansas.

⇒ **2015**

Squad member.

⇒ **2014**

Redshirted initial collegiate season.

⇒ **HIGH SCHOOL**

Des Moines Register First-Team Class 1A All-State selection ... INA Second-Team All-State ... three-time all-conference pick ... two-time all-district selection ... had 66 tackles, 17.0 tackles for loss, 8.5 sacks and one interception in 2013 ... team went 12-1 and lost in the state semifinals ... had 31 tackles as a junior and 43 tackles as a sophomore ... played in the 2014 Shrine Bowl ... coached by Eric Trudo ... lettered in baseball and state qualifier in wrestling.

⇒ **PERSONAL**

Born Feb. 9, 1996 ... son of Mike and Lisa Benton ... accounting major.

⇒ **BENTON'S CAREER STATISTICS**

Tackles	G	UA	A	Total	TFL	PBU	FF	FR	Int	Sack
2016	12	9	12	21	2.0	0	0	0	0	1.5
Career	12	9	12	21	2.0	0	0	0	0	1.5



HAKEEM BUTLER



#18 HAKEEM BUTLER SO. / WR / 6-6 / 219 BALTIMORE, MD. / TRAVIS [TEXAS]

⇒2016

Saw action in 11 games, catching nine passes for 134 yards and two touchdowns ... earned one start ... his first career reception was a leaping 18-yard one-handed touchdown grab vs. UNI ... tallied a season-long 39-yard reception that went for a touchdown vs. Texas Tech ... had two catches for 36 yards vs. West Virginia.

⇒2015

Redshirted initial collegiate season.

⇒HIGH SCHOOL

Chose Iowa State over Houston, New Mexico State and McNeese State ... two-sport standout in football and basketball ... earned all-conference honors in 2014, catching 28 passes for 378 yards and five TDs ... averaged over double figures in basketball in his junior season.

⇒PERSONAL

Born May 16, 1996 ... son of Sheryl Butler ... guardians are Aaron and Marian Harrison ... first cousins to Aaron and Andrew Harrison, former Kentucky basketball stars who are currently in the NBA ... moved in with his aunt and uncle in the Houston area after his mother died of cancer in 2012 ... liberal studies major.

⇒BUTLER'S CAREER STATISTICS

Receiving	G	Rec	Yds	TD	Lg	Ypc	Ypg
2016	11	9	134	2	39	14.9	12.2
Career	11	9	134	2	39	14.9	12.2



#67 JAKE CAMPOS
SR. / OL / 6-8 / 300
WEST DES MOINES, IOWA / VALLEY

⇒ **AWARDS AND HONORS**

First Team Academic All-Big 12 (2014, 2015)

⇒ **2016**

Suffered a season-ending leg injury in fall camp and was unable to compete.

⇒ **2015**

First Team Academic All-Big 12 ... one of five players to start all 12 games ... played at left tackle ... helped the Cyclones to average 182.0 yards rushing, the best total by a Cyclone team since 2000 ... ISU's offense averaged 408.3 yards per game, the seventh-best total in school history ... ended season with 23-straight starts, the best active streak on the team.

⇒ **2014**

First Team Academic All-Big 12 ... started the final 11 games of the season ... started three games at right tackle and the final eight games at left tackle ... one of three freshmen to start at least 10 games.

⇒ **2013**

Redshirted initial collegiate season.

⇒ **HIGH SCHOOL**

Chose Iowa State over offers from Illinois, Iowa, Kansas, Kansas St., Missouri, Oklahoma, Purdue, and Vanderbilt ... four-star recruit according to Rivals.com ... played in the U.S. Army All-American Game and for Team USA in the International Bowl ... played at Valley High School for coach Gary Swenson ... earned academic honors all four seasons ... earned first-team All-Conference both his senior and junior seasons ... team was Iowa prep Class 4A state champion his junior season ... earned first-team Elite All-State honors from the Des Moines Register his senior season ... ranked as top prospect out of

Iowa according to rivals.com ... ranked No. 16 among projected offensive tackles in the national class of 2013 by rivals.com ... ESPN three-star recruit ... earned honors in baseball, basketball, and track ... placed third at state track meet his junior year in the shot put ... owns a 4.0 GPA and earned the Silver Cord award.

⇒ **PERSONAL**

Born Oct. 18, 1994 ... son of James and Michelle Campos ... biological systems engineering major ... brother, Bryan, played football for South Dakota.



KAMARI COTTON-MOYA



#5 KAMARI COTTON-MOYA

SR. / DB / 6-2 / 198
BAKERSFIELD, CALIF. / RIDGEVIEW

⇒ AWARDS AND HONORS

Second-Team All-Big 12 – Coaches (2016)
 First-Team Freshman All-American- FWAAs (2014)
 Big 12 Defensive Freshman of the Year (2014)
 Al and Dean Knudson Outstanding Defensive Player (2014)

⇒ 2016

Second Team All-Big 12 by the Coaches ... co-captain ... played in 11 games, starting 10 ... third on the team in tackles with 73 ... led the team in solo tackles (58), ranking sixth in the Big 12 and 27th nationally ... led the team with three takeaways ... tied for the team lead with two interceptions ... led the team in tackles twice and had two double-digit tackle games (UNI- 11; San Jose State- 11) ... was named Big 12 Defensive Player of the Week after recording six tackles, a forced fumble a fumble recovery and a 48-yard interception return for a touchdown vs. Texas Tech ... it was ISU's first defensive touchdown in over two years ... also had 2.0 TFL ... enters senior year with 27 starts, 190 tackles, 6.5 TFL, two interceptions, two fumble recoveries and 14 pass breakups.

⇒ 2015

Started the first six games in the season before a hamstring injury ended his season ... recorded 40 tackles and 2.5 TFL ... had eight tackles and 2.0 TFL vs. UNI ... posted a season highs in tackles with nine vs. Iowa and TCU.

⇒ 2014

Named Big 12 Defensive Freshman of the Year and earned First-Team Freshman All-America honors by the FWAAs ... earned 11 starts in 12 games played ... led the Cyclones with 77 tackles and had 2.0 TFL ... his 77 tackles ranks sixth on ISU's freshman tackle list ... third on the team in pass breakups with eight ... had 12 tackles and one TFL vs. Toledo ... equaled his career high in stops with 12 against Kansas ... tallied seven tackles and recovered a fumble vs. West Virginia.

⇒ 2013

Redshirted initial collegiate season.

⇒ HIGH SCHOOL

Named the Bakersfield Californian Football Player of the Year ... ESPN three-star recruit ... played quarterback and defensive back for Ridgeview ... led the Wolf Pack to the first Central Section Division III championship in school history ... rushed for 2,258 yards and 27 touchdowns ... passed for 1,580 yards and 13 touchdowns ... as a junior rushed for 898 yards and 16 touchdowns, passing for 464 yards and six touchdowns ... chose Iowa State over offers from Fresno St., Nevada and Utah St. ... played for coach Dennis Manning.

⇒ PERSONAL

Born Dec. 11, 1994 ... son of Vontay and Ahmad Moya ... criminal justice major.

⇒ COTTON-MOYA'S CAREER STATISTICS

Tackles	G	UA	A	Total	TFL	PBU	FF	FR	Int	Sack
2014	12	55	22	77	2.0	8	0	1	0	0
2015	6	26	14	40	2.5	1	0	0	0	0
2016	11	58	15	73	2.0	5	1	1	2	0
Career	29	139	51	190	6.5	14	1	2	2	0





#13 COLIN DOWNING

SR. / P / 6-0 / 190
WHITEFISH BAY, WIS. / WHITEFISH BAY

⇒ AWARDS AND HONORS

Ray Guy Award Watch List (2015, 2016)
ESPN.com Big 12 All-Underclassman (2014)

⇒ 2016

Ray Guy Award watch list member ... averaged 41.1 yards per punt in 58 attempts ... ISU ranked 21st nationally in punt return defense (4.40) ... had 23 fair-catches, 23 punts downed inside the 20 and eight 50-yarders ... only had three touchbacks in 58 attempts ... in league games only, averaged 42.5 yards per punt to rank third in the Big 12 ... averaged 51.0 yards per punt on three kicks vs. Baylor ... booted a career-long 67-yarder vs. Baylor ... in seven punts vs. Texas, averaged 46.3 yards per punt ... enters senior season with a career 40.4 punting average, which ties for eighth in school history.

⇒ 2015

Ray Guy Award watch list member ... handled the majority of the punting duties, averaging 40.9 yards per punt in 53 attempts ... ISU ranked 39th nationally in punt return defense (6.27) ... had 21 fair-catches, 20 punts downed inside the 20 and seven 50-yarders ... averaged 50.5 yards per punt on four kicks vs. Texas Tech ... boomed a season-long 61-yarder vs. the Red Raiders.

⇒ DOWNING'S CAREER STATISTICS

Punting	G	No.	Yds	Lg	Avg.	50+	i20
2014	12	69	2720	64	39.4	9	13
2015	12	53	2166	61	40.9	7	20
2016	12	58	2381	67	41.1	8	23
Career	36	180	7267	67	40.4	24	56

⇒ 2014

Named to ESPN's Big 12 All-Underclassman team ... handled the majority of the punting duties as a true freshman, averaging 39.4 yards per punt in 69 attempts ... ISU's opponents only returned 18 punts for a total of 69 yards ... had 29 fair-catches, 13 punts downed inside the 20 and nine 50-yarders ... averaged 45.7 yards per punt on six kicks in his Cyclone debut vs. North Dakota State ... averaged 45.2 yard per punt on five attempts vs. Oklahoma State ... boomed a season-long 64-yarder vs. Baylor.

⇒ HIGH SCHOOL

Chose Iowa State over Penn State and Toledo ... ranked as the ninth-best punter in the nation according former Cyclone and national kicking guru Jamie Kohl ... three-star recruit by Scout ... ranked as the 11th-best prospect from Wisconsin and the 18th-best overall punter nationally according to ESPN ... named first-team All-State punter by the AP and WFCA in 2013 ... was an honorable mention all-state selection as a kicker ... shared the 2013 Kevin Stenke Award, given annually to the outstanding senior punter or kicker in Wisconsin ... averaged 43.2 ypp and 55.4 yards per kickoff in 2013 ... had 11 kicks downed inside the 20-yard line ... converted all 25 PAT attempts ... two-time First-Team All-North Shore Conference as a punter and kicker ... captain of the hockey team ... coached by Jim Tietjen.

⇒ PERSONAL

Born Aug. 9, 1995 ... son of Jamie and Tina Downing ... accounting major.



EVRETT EDWARDS



#4 EVRETT EDWARDS

SR. / DB / 6-0 / 188
WOODBRIIDGE, VA. / WOODBRIDGE / DUKE

⇒2016

Played in 12 games, starting five ... tallied 52 tackles, 4.0 TFL, three pass breakups and one interception ... posted a season-high 13 tackles, including eight solo stops, vs. Baylor ... had six tackles and picked off his first career pass as a Cyclone vs. Texas Tech.

⇒2015 AT DUKE

Played in 13 games as a reserve ... totaled six tackles ... team defeated Indiana in the New Era PinStripe Bowl.

⇒2014 AT DUKE

Played in 12 games ... did not play against Georgia Tech ... totaled 20 tackles, one interception, two pass breakups and one QB hurry ... carded a season-high seven tackles in a double overtime win at Pittsburgh ... had five stops vs. North Carolina and four tackles against Kansas ... first career interception came in the win over Kansas ... on the field for 261 snaps ... team played in the Hyundai Sun Bowl.

⇒2013 AT DUKE

Redshirted initial season.

⇒HIGH SCHOOL

Three-year letterman at Woodbridge ... helped team to state playoff appearances in 2010 and 2012 ... nationally, listed as the No. 43 cornerback by ESPN, the No. 59 cornerback by

Rivals, and the No. 79 cornerback by Scout ... charted as the No. 4 cornerback and No. 22 overall prospect in Virginia by Rivals ... two-time all-district and All-Met selection ... as a senior, posted 37 tackles, eight pass breakups and one interception ... also caught 32 passes for 540 yards and two TDs ... as a junior, recorded 37 tackles, eight interceptions and five pass breakups while catching 17 passes for 270 yards and two TDs ... finished prep career with 107 tackles, 21 pass breakups & 10 interceptions ... coached by Kevin Smith.

⇒PERSONAL

Born Sept. 22, 1994 ... son of Beth and Charles Edwards ... father played football at Southern University ... uncle, Benny Guilbeau, lettered four seasons (1995-96-97-98) as a safety at Notre Dame, leading the team in interceptions as both a sophomore and junior while helping the Fighting Irish to a four-year record of 33-15 with three bowl game appearances ... graduated in three years at Duke.

⇒EDWARDS' CAREER STATISTICS

Tackles	G	UA	A	Total	TFL	PBU	FF	FR	Int	Sack
2014 (Duke)	12	7	13	20	0	2	0	0	1	0
2015 (Duke)	13	3	3	6	0	0	0	0	0	0
2016	12	32	20	52	4.0	3	0	0	1	0
Career	37	42	36	78	4.0	5	0	0	2	0





#80 CARSON EPPS
JR. / WR / 6-1 / 211
JENKS, OKLA. / JENKS

⇒ **AWARDS AND HONORS**

First Team Academic All-Big 12 (2016)
 Big 12 Academic All-Rookie Team (2015)

⇒ **2016**

Played in 12 games, starting three ... recorded 17 receptions for 213 yards and a TD ... posted a pair of 60-yard receiving games vs. Baylor and Oklahoma State ... caught his first career TD pass on a season-long 46-yard catch and run ... had a season-high five receptions vs. Oklahoma State.

⇒ **2015**

One of two true freshmen to play for the Cyclones ... tallied eight catches for 42 yards ... posted a season-high three catches vs. Oklahoma ... caught a season-long 10-yard pass vs. Kansas State.

⇒ **HIGH SCHOOL**

Chose Iowa State over Vanderbilt, Missouri State and South Dakota ... three-star recruit by ESPN ... in his first season as a starter as a senior, helped team win the Class 6A state championship by breaking school marks in receptions (66) and receiving yards (1,103) ... broke former Oklahoma star Matt McCoy's single-season receiving yards record ... also caught 11 touchdown passes ... named first-team all-metro by the Tulsa World and first-team all-state by the Oklahoma Coaches Association in 2014 ... team won three-straight state titles ...

had five catches for 54 yards as a junior ... also lettered in track & field and basketball ... two-time academic all-state recipient ... coached by Allan Trimble.

⇒ **PERSONAL**

Born March 22, 1997 ... son of Michael Epps and Markita Shaw ... mechanical engineering major ... cousin of Iowa State teammate Denver Johnson and former Cyclone Jeremy Reeves.

⇒ **EPPS' CAREER STATISTICS**

Receiving	G	Rec	Yds	TD	Lg	Ypc	Ypg
2015	11	8	42	0	10	5.2	3.8
2016	12	17	213	1	46	12.5	17.8
Career	23	25	255	1	46	10.2	11.1



JULIAN GOOD-JONES



#51 JULIAN GOOD-JONES

SO. / OL / 6-5 / 293
CEDAR RAPIDS, IOWA / WASHINGTON

⇒ AWARDS AND HONORS

First Team Academic All-Big 12 (2016)

⇒ 2016

First Team Academic All-Big 12 ... started all 11 games played ... aided the Cyclones to prolific offensive numbers, averaging 421.6 yards of total offense, the fifth-best total in school history ... the Cyclones averaged 29.4 points and 439.8 yards of total offense in league play, both school records in the Big 12 era (1996-present) ... helped pave the way for three 500-yard rushers, the first time a Cyclone team has achieved that feat.

⇒ 2015


Redshirted initial collegiate season.

⇒ HIGH SCHOOL

Chose Iowa State over Kansas State and Oregon State ... three-star recruit by Rivals, ESPN, Scout and 24/7 Sports ... rated as the fourth-best prospect in Iowa by 24/7 Sports and No. 5 by Rivals ... emerged as one of the top offensive line prospects in the state as a senior in 2014, garnering first-team elite all-state honors by the Des Moines Register ... was also a Class 4A first-team all-state pick by the INA ... named the co-offensive MVP of District 4A-6 ... led his team to a 13-1 record and a trip to the Class 4A state title game ... high school team averaged 40 points and 280 yards rushing per game in 2014 ... blocked for two rushers who gained over 800 yards ... 2015 Shrine Bowl participant ... coached by Paul James.

⇒ PERSONAL

Born March 2, 1997 ... son of Natalie Good and John Jones ... civil engineering major.



#87 SAM HARMS

SR. / TE / 6-4 / 232

SPIRIT LAKE, IOWA / SPIRIT LAKE / IWCC

⇒ **2016**

Played in all 12 games, starting seven ... tallied two receptions for seven yards ... recorded a six-yard catch vs. Oklahoma.

⇒ **IOWA WESTERN CC**

Earned honorable mention all-ICCAC honors in 2015 ... tallied five catches for 33 yards and one TD as a sophomore ... team finished the season at 10-2 and ended the year ranked No. 3 nationally ... team defeated Georgia Military (20-6) in the Graphic Edge Bowl ... coached by Scott Strohmeier

⇒ **HIGH SCHOOL**

Earned first-team all-district honors as an offensive lineman as a senior in 2013 ... also played linebacker, tallying 64 tackles, 18 TFL and 10 sacks ... had 16 tackles as a junior ... team won the Class 2A state title in 2012 and finished runner-up in 2011 ... also lettered in basketball ... coached by Josh Bolluyt.

⇒ **PERSONAL**

Born May 10, 1995 ... son of Curtis and Sarah Harms ... mechanical engineering major.

⇒ **HARMS' CAREER STATISTICS**

Receiving	G	Rec	Yds	TD	Lg	Ypc	Ypg
2016	12	2	7	0	6	3.5	0.6
Career	12	2	7	0	6	3.5	0.6



WILLIE HARVEY



#7 WILLIE HARVEY JR. / LB / 6-0 / 222 HASTINGS, FLA. / MENENDEZ

⇒ AWARDS AND HONORS

Honorable Mention All-Big 12 – Coaches (2016)

⇒ 2016

Honorable Mention All-Big 12 ... started nine of 12 games played ... tied for the team lead in tackles (78) and ranked second on the team in both TFL (7.5) and sacks (3.0) ... led the team and tied for eighth in the Big 12 in forced fumbles with two ... also had a fumble recovery ... tallied two double-digit tackle games, including a season-high 12 vs. Baylor ... also had 3.0 TFL vs. the Bears ... had 10 tackles and a TFL vs. Texas ... posted a sack and nine tackles vs. Oklahoma ... had a sack and eight stops vs. Texas Tech ... enters junior season with 17 starts, 137 tackles, 10.5 TFL, 5.0 sacks and two forced fumbles.

⇒ 2015

Started eight of 12 games played ... fourth on the team in tackles with 59 ... also had 3.0 TFL and 2.0 sacks ... had eight tackles and two sacks vs. Kansas ... tallied a season-high 10 tackles vs. Texas Tech.

⇒ 2014

Redshirted initial collegiate season.

⇒ HIGH SCHOOL

Chose Iowa State over Southern Mississippi, Marshall and Western Michigan ... ranked as the 159th-best outside linebacker by 247Sports ... first-team all-state by the Sun Sentinel and a Class 5A Elite all-state team member ... all-county and all-district pick ... also made the 2013 All-Northeast Florida All-Regional team ... team went 8-3 and played in the North Florida Bowl ... played in the Florida-Georgia All-Star game ... had 131 tackles, including 49 solo stops, four sacks and three forced fumbles as a senior ... totaled 98 tackles and six sacks as a junior ... a member of the weightlifting team ... coached by Patrick Turner.

⇒ PERSONAL

Jan. 9, 1996 ... son of Alecia and Willie Harvey ... management major.

⇒ HARVEY'S CAREER STATISTICS

Tackles	G	UA	A	Total	TFL	PBU	FF	FR	Int	Sack
2015	12	31	28	59	3.0	1	0	0	0	2.0
2016	12	38	40	78	7.5	1	2	1	0	3.0
Career	24	69	68	137	10.5	2	2	1	0	5.0





#92 JAMAHL JOHNSON

SO. / DL / 6-0 / 314
SAVAGE, MINN. / PRIOR LAKE

⇒2016

One of six true freshmen to see action ... played in seven games, recording one tackle and a quarterback hurry ... registered first career tackle vs. Texas Tech.

⇒HIGH SCHOOL

Chose Iowa State over Rutgers ... three-star recruit by ESPN, Scout and 247Sports ... listed as No. 73 nationally on Scout's defensive tackle rankings ... the No. 10 defensive tackle in the Midwest according to Scout ... three-year starter on the defensive line ... two-time first-team all-state pick by the AP and two-time all-metro selection ... team finished 6-4 and made the playoffs as a senior ... had 62 tackles, 18 TFL and four sacks as a senior ... totaled 72 tackles, 20 TFL and 10 sacks as a junior ... also blocked three kicks ... as a sophomore, tallied 41 tackles, 13 TFL and 4.5 ... coached by Matt Gegenheimer.

⇒PERSONAL

Born Aug. 6, 1998 ... son of Jimmie and Valorie Johnson ... open option major ... father, Jimmie, is the tight ends coach for the New York Jets ... Jimmie was the tight ends coach for the Minnesota Vikings from 2007-14 after stints as offensive coordinator at Texas Southern and Shaw ... Jimmie played 10 years in the NFL (1989-98) as a tight end ... brother, Jimmie Jr., played football at Bryant University and brother, Bradley, played football at Howard University ... grandfather, Willie Jeffries, was inducted into the College Football Hall of Fame in 2010 ...

Jeffries was the head coach at South Carolina State (1973-78, 1989-2001), Wichita State (1979-83) and Howard (1984-88), compiling an 180-132-6 record ... Jeffries was the first African American to be named head coach at a predominately white Division I-A university when Wichita State hired him 1979 ... he is the only man in college football to coach against Eddie Robinson and Paul "Bear" Bryant.

⇒JOHNSON'S CAREER STATISTICS

Tackles	G	UA	A	Total	TFL	PBU	FF	FR	Int	Sack
2016	7	0	1	1	0	0	0	0	0	0
Career	7	0	1	1	0	0	0	0	0	0



DESHAUNTE JONES



#8 DESHAUNTE JONES

SO. / WR / 5-10 / 179
CINCINNATI, OHIO / COLERAIN

⇒ AWARDS AND HONORS

HM Freshman All-America- Campus Insiders (2016)

⇒ 2016

Honorable Mention Freshman All-America by Campus Insiders ... the best freshman receiver in the Big 12 ... played in all 12 games, starting four ... ranked second on the team in receptions (37), receiving yards (536) and TD catches (6) ... led the team in multi-TD reception games (2) and 40-yard receptions (5) ... ranks second in TD catches, third in receiving yards and fourth in receptions on ISU's freshman record lists ... his six TD receptions was fourth among all FBS rookies ... completed his only pass attempt for 10 yards ... had three receptions for 78 yards and a pair of TDs vs. San Jose State, scoring on a season-long 49-yard catch ... had four catches for 62 yards and a TD vs. Baylor ... recorded a season-high 87 receiving yards on five catches vs. Texas ... caught a pair of TD passes vs. Kansas State ... had five receptions for 48 yards and a TD vs. Kansas ... tallied five receptions for 83 yards vs. West Virginia.

⇒ HIGH SCHOOL

Chose Iowa State over Cincinnati, Georgia Tech and Wisconsin ... a four-star recruit by Scout ... ranked No. 2 in Ohio and No. 6 among receivers in the Midwest by Scout ... ranked as the No. 57 wide receiver nationally by Scout ... listed as the No. 46 athlete nationally by 247Sports ... versatile athlete who played quarterback in high school ... Division 1 Player of the Year by the Cincinnati Enquirer ... first-team all-state by the AP and

Southwest District offensive player of the year ... finalist for Ohio's Mr. Football Award ... two-time conference player of the year ... helped lead Colerain to a 12-2 record as a senior, including a 7-0 mark in conference play ... as a senior, rushed for 1,860 yards on 9.4 yards ypc ... tallied 29 TDs ... completed 46 passes for 785 yards and nine TDs ... rushed for 203 yards and had three total touchdowns vs. La Salle, the No. 3-ranked team in Ohio ... Colerain was ranked the No. 12 high school football team nationally by MaxPreps in 2015 ... as a junior, rushed for over 1,200 yards and passed for over 1,000 yards, combining for 29 TDs ... coached by Tom Bolden.

⇒ PERSONAL

Born July 6, 1997 ... son of Shynita Staley and Marvin Jones ... pre-business major ... brother, Keontae, is a member of the Iowa State football team ... uncle, Eugene Clifford, played football at Ohio State.

⇒ JONES' CAREER STATISTICS

Receiving	G	Rec	Yds	TD	Lg	Ypc	Ypg
2016	12	37	536	6	49	14.5	44.7
Career	12	37	536	6	49	14.5	44.7





#7 JOEL LANNING
SR. / LB/QB / 6-2 / 220
ANKENY, IOWA / ANKENY

⇒ **AWARDS AND HONORS**

Bill Dailey Unsung Hero Award (2016)

⇒ **2016**

Co-Captain ... proved to be one of the top dual-threat QBs in the Big 12 ... started nine games at QB while playing in all 12 games ... completed 99-of-169 pass attempts for 1,290 yards and nine TDs ... third-leading rusher with 518 yards, the fourth-best total by an ISU QB in school history ... led the team with 11 rushing TDs, the 10th-best total among FBS QBs ... responsible for 20 of ISU's 39 offensive TDs (11 rush, 9 pass) ... ended season with a streak of 121 consecutive passes without an interception, the sixth-best string in school history ... tied for the team lead with two 40-yard rushes ... tied a career high with three TD passes vs. UNI ... had a career day vs. Baylor, completing 17-of-23 attempts for 261 yards and two TDs ... also rushed for 57 yards and a TD vs. the Bears ... tallied 190 yards passing with two TDs and rushed for 67 yards vs. Oklahoma State ... rushed for 74 yards and a TD on 10 carries vs. Kansas State ... rambled for a season-long 41-yard TD run vs. Oklahoma ... tied the school record with five rushing TDs vs. Texas Tech ... also broke the school record for rushing yards by a QB with 171 on 17 carries,

averaging 10.1 yards per carry ... enters senior season with 2,537 passing yards, 206 completions, 19TD passes, 848 rushing yards and 15 rushing TDs ... his 15 career rushing TDs ties for first among ISU QBs.

⇒ **2015**

Took over starting duties at QB for the final five games ... completed 107-of-193 pass attempts for 1,247 yards and 10 TDs in 11 games played ... second-leading rusher on the team with 330 yards ... rushed for four TDs ... completed his only pass attempt vs. TCU in a 74-yard TD toss, the second-longest play from scrimmage during the season ... relieved starter Sam Richardson late in the first half vs. Baylor, helping the Cyclones outscore the Bears on the road, 27-10 the rest of the way ... tied his career high with three TD passes on 12-of-17 attempts for 144 yards vs. BU ... won his first career start vs. Texas, helping the Cyclones blank the Longhorns, 24-0 ... threw for 188 yards (19-of-37) and a TD and rushed for 64 yards on 13 carries vs. UT ... threw for a season-high 260 yards vs. Oklahoma ... guided ISU in a near upset of nationally ranked Oklahoma State by throwing for 162 yards on 11-of-22 attempts ... rushed for 130 yards and two TDs vs. the Cowboys, the sixth-best single-game

⇒ **LANNING'S CAREER STATISTICS**

Passing	G	Att	Com	Int	Pct.	Yds	TD	Effic.
2015	11	193	107	4	55.4	1247	10	122.67
2016	11	169	99	3	58.6	1290	9	136.72
Career	22	362	206	7	56.9	2537	19	129.23
Rushing	G	Att	Yds	TD	Lg	Ypc	Ypg	
2015	11	94	330	4	24	3.5	30.0	
2016	11	121	518	11	41	4.3	47.1	
Career	22	215	848	15	41	3.9	38.5	



JOEL LANNING

rushing effort by a Cyclone QB in school history ... threw for three TD passes and 210 yards at Kansas State ... also rushed for a TD and 68 yards vs. the Wildcats ... had his six-game streak of throwing a TD pass broken in the final game of the year vs. West Virginia.

⇒ **2014**

Played in one game on special teams.

⇒ **2013**

Redshirted initial collegiate season.

⇒ **HIGH SCHOOL**

Chose Iowa State over offer from Nebraska ... three-star recruit according to Rivals.com and ESPN ... ranked as second-best prospect among class of 2013 in Iowa according to ESPN ... four-year letter winner at Ankeny ... Des Moines Register Class 4-A Player of the Year ... first-team Elite All-State senior year ...

named first-team All-Conference junior and senior seasons ... received second-team All-Conference honors as a sophomore ... led Ankeny to a 14-0 record and state championship in 2012 ... tallied 3,384 total yards and 39 total touchdowns (22 passing and 17 rushing) during senior season ... set school record in passing yards at 2,315 ... set school record for rushing yards by a quarterback at 1,082 ... threw for 1,723 yards and rushed for 636 yards as a junior ... threw for 1,230 yards and had 669 yards rushing as a sophomore ... coached at Ankeny by Jerry Pezzetti ... also competed in baseball and wrestling ... two-time first-team All-State baseball selection ... all-state wrestler ... played on 2012 Iowa state champion baseball team.

⇒ **PERSONAL**

Born Nov. 18, 1994 ... son of Dana and Lisa Lanning ... brother Jeff played minor league baseball in the Philadelphia Phillies organization ... liberal studies major ... graduated in the Spring of 2017.



⇒ **IOWA STATE CONS. PASSES WITHOUT AN INT**

	Passes	Player	Year
1.	155	Bret Meyer	2005
2.	143	Sam Richardson	2014
3.	141	Todd Bandhauer	1997
4.	134	David Archer	1983
5.	133	Austen Arnaud	2009
6.	121	Joel Lanning	2016
7.	115	Sam Richardson	2014
8.	100	Alex Espinoza	1985





#5 ALLEN LAZARD

SR. / WR / 6-5 / 222
URBANDALE, IOWA / URBANDALE

⇒ AWARDS AND HONORS

First-Team All-Big 12 – ESPN, Coaches (2016)
Ray Scott Outstanding Offensive Skill Player (2016)
Biletnikoff Award Watch List (2016)
Second-Team All-Big 12 – ESPN (2015)
Honorable Mention All-Big 12 – Coaches (2015)
ESPN.com Big 12 All-Underclassman (2014, 2015)
Pete Taylor Team Most Valuable Player (2015, 2016)
Honorable Mention Big 12 All-Freshman (2014)
Dury Moss Outstanding Newcomer (2014)

⇒ 2016

First-Team All-Big 12 by the Coaches and ESPN ... co-captain ...
Pete Taylor Most Valuable Player ... Biletnikoff Award watch list ...
started 11 of 12 games played, leading the team in receptions (69), receiving yards (1,018) and TD catches (7) ... broke the school record for 100-yard receiving games with six, ranking second in the Big 12 and tying for 12th nationally ... ranked sixth in the Big 12 and 37th nationally in receptions per game (5.8) ... ranked fifth in the Big 12 and 29th nationally in receiving yards per game (84.8) ... fourth player in school history to record over 1,000 receiving yards in a season, ranking third on ISU's receiving yard list (1,018) ... his 69 receptions is the second-best season total in school history and his seven TD catches ties for eighth ... tallied a team-high 11 receptions of 30 yards or longer ... led the Big 12 in first down catches with 54 ... opened the season

⇒ LAZARD'S CAREER STATISTICS

Receiving	G	Rec	Yds	TD	Lg	Ypc	Ypg
2014	12	45	593	3	48	13.2	49.4
2015	11	56	808	6	74	14.4	73.5
2016	12	69	1018	7	67	14.8	84.8
Career	35	170	2419	16	74	14.2	69.1

with back-to-back 100-yard games vs. UNI (129) and Iowa (111) ... had six receptions, including two for TDs, vs. Oklahoma State ... had eight receptions for 134 yards vs. Kansas State ... recorded a career-high 10 receptions for 120 yards and a TD vs. Kansas ... ended the season with three-straight 100-yard games vs. Kansas (120), Texas Tech (137) and West Virginia (103) to tie the school record ... finished strong, averaging 7.0 receptions and 114.0 yards in his last five games ... enters senior season with school records in consecutive games with a reception (35) and 100-yard receiving games (8) ... ranks second in career TD catches (16) and career receptions (170) ... ranks third in career receiving yards (2,419).

⇒ 2015

Second-Team All-Big 12 by the AP, Third-Team by Phil Steele and Honorable Mention by the Coaches ... named to ESPN's Big 12 All-Underclassman team for second-straight season ... Pete Taylor Most Valuable Player ... started all 11 games he played in, leading the team in receptions (56), receiving yards (808) and TD catches (6) ... ranked fifth in the Big 12 and 59th nationally in receptions per game (5.1) ... was sixth in the Big 12 and 51st in the nation in receiving yardage (73.5) ... his 56 catches ties for eighth on ISU's single-season record list and his 808 receiving yards is the ninth-best total in school history ... also ISU's top punt returner, averaging a school-record 19.5 yards per return in 11 returns, which would have led the conference but did not meet the minimum ... in the season-opener vs. UNI, tallied a TD on four catches for 43 yards ... also had 100 punt return yards on four returns ... recorded six catches for 75 yards and a TD vs. Kansas ... tallied a career-high 147 yards receiving vs. TCU, including a career-long 74-yard TD snare ... posted his second 100-yard game (101) on eight catches vs. Oklahoma ... caught a pair of TD passes vs. Kansas State on five catches for 87 yards.



ALLEN LAZARD

⇒2014

Named to the Big 12's honorable mention All-Freshman team and earned ESPN.com Big 12 All-Underclassman honors ... played in 12 games, starting the final 11 contests of the season ... second on the team in receptions (45) and receiving yards (593) ... recorded three TDs ... both reception and receiving totals rank second all-time for an ISU freshman ... caught a pass in all 12 games ... first catch of his career went for 48 yards, a season long, vs. North Dakota State ... caught his first career TD pass vs. Kansas while earning his first career start ... tallied eight catches for a season-high 96 yards and a TD vs. Toledo ... equaled his season best for receptions with eight against Texas, recording 88 yards receiving and one TD ... had five catches for 70 yards vs. Kansas.

⇒HIGH SCHOOL

Chose Iowa State over Notre Dame, Nebraska, Stanford, California and Iowa ... four-star recruit by Rivals and Scout ... considered one of the nation's best prospects ... honored as a First-Team American Family Insurance All-USA All-American at wide receiver ... earned All-America honors from Max Preps, State Farm and USA Today ... ranked as the 47th-best recruit overall by Rivals ... ranked No. 122 by Scout and No. 143 by ESPN, respectively, in their overall national rankings ... rated as the 7th-best wide receiver by Rivals and the 18th-best by

ESPN ... No. 1 recruit in Iowa by Rivals ... invited to the Nike "The Opening" camp in 2013 ... played in the Rivals Five-Star Challenge in 2013 ... participated in the 2014 USA Army All-America Bowl ... three-time Des Moines Register Elite All-State pick ... named to the Elite Team as a defensive back in 2011 and 2012 ... made the Elite Team in 2013 as a wide receiver ... holds school career records in receptions (105), receiving yards (2,349), touchdowns (34) and interceptions (14) ... named Des Moines Register's Western Iowa Offensive Player of the Year in 2013, catching 49 passes for 1,065 yards and 21 touchdowns ... had 32 tackles and five interceptions on defense ... named Des Moines Register's Western Iowa Defensive Player of the Year in 2012, registering 86 tackles ... caught 40 passes for 928 yards and 11 touchdowns ... as sophomore in 2011, had 94 tackles and eight interceptions, returning three interceptions for a TD in a quarter to tie a national record ... ended career with 212 tackles, 14 interceptions and four interception return for TDs ... four-year varsity starter ... coached by Sam Anderson.

⇒PERSONAL

Born Dec. 11, 1995 ... son of Kevin and Mary Lazard ... father, Kevin, played football at Iowa State from 1990-93 ... Kevin was named co-captain as a senior (1993), registering 50 tackles and two interceptions at defensive back ... brother, Anthony, played football at Iowa State ... communication studies major.



⇒IOWA STATE CAREER RECEIVING YARDS

	Yards	Player	Years
1.	3,096	Todd Blythe	2004-07
2.	2,690	Lane Daniels	2000-03
3.	2,419	Allen Lazard	2014-
4.	2,048	Tracy Henderson	1982-84
5.	1,850	Ed Williams	1994-97
6.	1,805	R.J. Sumrall	2005-08
7.	1,751	Otto Stowe	1968-70
8.	1,529	Dennis Ross	1985-88
9.	1,509	Marquis Hamilton	2006-09
10.	1,456	Quenton Bundrage	2012-15

⇒IOWA STATE CAREER RECEPTIONS

	Rec.	Player	Years
1.	176	Todd Blythe	2004-07
2.	170	Allen Lazard	2014-
3.	163	Lane Daniels	2000-03
4.	156	R.J. Sumrall	2005-08
5.	150	Tracy Henderson	1982-84
6.	132	Ed Williams	1994-97
	132	Otto Stowe	1968-70
8.	127	Marquis Hamilton	2006-09
	127	Darius Darks	2008-11
10.	126	Jon Davis	2003-06





#74 BRYCE MEEKER

SO. / OL / 6-6 / 314
CEDAR RAPIDS, IOWA / PRAIRIE

⇒2016

Played in all 12 games, primarily on special teams ... started the season-opener vs. UNI.

⇒2015

Redshirted initial collegiate season.

⇒HIGH SCHOOL

Chose Iowa State over Kansas State, Northern Illinois and UNI ... a three-star recruit by Rivals, ESPN and Scout ... ranked No. 152 in the Scout rankings for the nation's best offensive tackles ... four-year letterwinner, four-time all-metro pick and four-time all-conference performer ... first-team Class 4A all-state selection by the Des Moines Register and INA in 2014 ... was a second-team Class 4A all-state pick in 2013 by the Des Moines Register and INA ... earned first-team all-conference honors in final two seasons ... team made the state playoffs three times ... three-year letterwinner in basketball ... coached by Mike Morrissey.

⇒PERSONAL

Born Sept. 27, 1996 ... son of Cindy Martin and Steve Meeker ... criminal justice major.

DAVID MONTGOMERY



#32 DAVID MONTGOMERY SO. / RB / 5-11 / 219 CINCINNATI, OHIO / MOUNT HEALTHY

⇒ AWARDS AND HONORS

HM Freshman All-America- Campus Insiders (2016)

⇒ 2016

Honorable Mention Freshman All-America by Campus Insiders ... recorded one of the finest seasons by a Cyclone rookie rusher ... played in all 12 games, starting the final four contests ... led the team in rushing with 563 yards on 109 carries ... averaged 5.2 yards per carry and rushed for two TDs ... his rushing total was the second-best season effort by a Cyclone freshman in school history ... also caught 13 passes for 129 yards ... averaged 113.7 yards per game and 6.1 yards per carry over the final three games ... had the two longest rushes of the season on a pair of 46-yard runs ... had 32 rushing yards on seven carries and his first career TD vs. Baylor ... scored a TD vs. Oklahoma State ... in second career start, rushed for a season-high 169 yards, including 105 after intermission, on 24 carries to help the Cyclones defeat Kansas ... was named Big 12 Newcomer of the Week after tallying the fifth-best single-game rushing effort by a freshman in school history vs. the Jayhawks ... racked up his second 100-yard game with 141 yards on 21 carries vs. West Virginia ... also caught four passes for 45 yards vs. the Mountaineers

⇒ HIGH SCHOOL

Chose Iowa State over Illinois, Purdue, Indiana and Marshall ... three-star recruit by Scout and ESPN ... ranked as the 67th-best running back nationally by Scout ... three-time all-state selection, rushing for 6,666 yards and 91 TDs in his four-year career ... was a dual-threat quarterback ... named the Division III Ohio Player of the Year by the AP in 2015 ... also was the Southwest District Offensive Player of the Year ... rushed for 2,707 yards in 2015, the 21st-best single-season total in Ohio prep history ... tallied 41 rushing TDs and averaged 10.1 yards per carry ... posted seven 200-yard games and three 300-yard games ... rambled for a career-high 373 yards vs. Edgewood ... also passed for 726 yards and seven TDs ... team finished 8-4 and made the regional semifinals ... as a junior, ran for 1,951 yards and 22 TDs ... threw for 836 yards and seven TDs ... rushed for 1,783 yards and 22 TDs as a sophomore ... also had 685 yards passing and 11 TDs ... posted 13 games in his career with over 200 yards rushing ... coached by Arvie Crouch.

⇒ PERSONAL

Born June 7, 1997 ... son of Roberta and Samuel Mitchell ... pre-business major.

⇒ MONTGOMERY'S CAREER STATISTICS

Rushing	G	Att	Yds	TD	Ig	Ypc	Ypg
2016	12	109	563	2	46	5.2	46.9
Career	12	109	563	2	46	5.2	46.9

Receiving	G	Rec	Yds	TD	Lg	Ypc	Ypg
2016	12	13	129	0	28	9.9	10.8
Career	12	13	129	0	28	9.9	10.8





#9 REGGAN NORTHRUP
JR. / LB / 6-1 / 205
JACKSONVILLE, FLA. / FIRST COAST

⇒ **AWARDS AND HONORS**

Defensive Scout Team Player of the Year (2014)

⇒ **2016**

Played in 11 games, starting four ... registered 50 tackles, 3.5 TFL and a sack ... tallied a career-high 13 tackles and 2.0 TFL vs. UNI ... had nine tackles vs. San Jose State ... recorded six tackles vs. Baylor ... had three tackles and 1.5 TFL vs. West Virginia ... enters junior season with 82 tackles, 6.0 TFL and 2.0 sacks in his career.

⇒ **2015**

Played in all 12 games, starting the final three games of the season ... recorded 32 tackles, 2.5 TFL, one sack and one forced fumble ... posted five tackles vs. Kansas ... had a season high seven tackles vs. Oklahoma and Kansas State ... also recovered a fumble vs. OU ... registered six tackles and first career sack against West Virginia.

⇒ **2014**

Redshirted initial collegiate season.

⇒ **HIGH SCHOOL**

Chose Iowa State over North Carolina, Rutgers and Akron ... three-star recruit by Rivals ... ranked No. 151 on Scout.com's top safeties ... Jacksonville Times honorable mention all-area team in 2013 ... posted 25 tackles and a sack in 2012 ... team finished 11-2 and won District 1-8A ... intercepted a pass in District playoff win over Lake Mary ... was the leading tackler in the North-South All-Star game with 10 stops ... also participated in wrestling ... coached by Marty Lee.

⇒ **PERSONAL**

Born Feb. 2, 1996 ... son of Reggie and Marloe Northrup ... criminal justice major ... brother, Reggie, Jr., played football at Florida State.

⇒ **NORTHRUP'S CAREER STATISTICS**

Tackles	G	UA	A	Total	TFL	PBU	FF	FR	Int	Sack
2015	12	16	16	32	2.5	0	0	1	0	1.0
2016	11	26	24	50	3.5	0	0	0	0	1.0
Career	23	42	40	82	6.0	0	0	1	0	2.0





#3 KENE NWANGWU

SO. / RB / 6-1 / 202
FRISCO, TEXAS / HERITAGE

⇒ AWARDS AND HONORS

First-Team Freshman All-American – PFF (2016)
Honorable Mention All-Big 12 – Coaches (2016)
Second-Team All-Big 12 – ESPN, Athlon Sports (2016)

⇒ 2016

First-Team Freshman All-American as a kickoff returner by Pro Football Focus ... second-Team All-Big 12 by ESPN and Honorable Mention All-Big 12 by the Coaches as a kickoff returner ... one of six true freshmen to see action ... established himself as one of the best kickoff returners in the nation, averaging 26.4 yards per return to rank second in the Big 12 and 15th nationally ... his 26.4 season clip is the third-best average in ISU history ... tallied five returns of 40+ yards, tying for second nationally ... also rushed for 133 yards on 27 carries and caught one pass for 16 yards ... ran back a kickoff return 97 yards for a TD vs. West Virginia, the third-longest return in school history ... had 40+ yard returns vs. TCU (44), Baylor (40, 45) and Texas (47) ... led the team in rushing vs. Iowa with 31 yards ... rushed for 44 yards on six carries vs. Texas Tech, including a season-long 14-yard rush.

⇒ HIGH SCHOOL

Chose Iowa State over Iowa, Indiana, Kansas and Northwestern ... three-star recruit by Rivals, ESPN and 247Sports ... ranked as

the 59th-best RB nationally by 247Sports and No. 99 by ESPN ... two-time all-District 9-5A selection ... two-time team MVP ... as a senior, rushed for 1,439 yards, averaging 8.2 ypc ... tallied 17 TDs, including a career-long 94-yard scoring dash ... also caught 15 passes for 150 yards ... rushed for 1,364 yards on 8.6 ypc as a junior ... rushed for 15 TDs and had 16 receptions for 91 yards ... had a 300-yard, 7-TD game in the first round of the 2014 playoffs ... clocked at 4.4 in the 40-yard dash ... coached by Che Hendrix ... also a standout in track and field, winning the 2016 Class 5A state title in the high jump at 6-10 ... was third in the long jump ... placed second in the high jump at the 2015 state meet with a leap of 6-8 ... also finished second at the state meet in the high jump as a sophomore with a 6-8 bound ... also owns school records in the high jump (6-10), long jump (24-2.75), 100 meters (10.71) and 200 meters (22.0).

⇒ HIGH SCHOOL

Born Feb. 9, 1998 ... son of Jerome and Ogonna Nwangwu ... mechanical engineering major ... brother, Emeka, is member of the Texas-Arlington track and field team.

⇒ NWANGWU'S CAREER STATISTICS

Rushing	G	Att	Yds	TD	Lg	Ypc	Ypg
2016	12	27	133	0	14	4.9	11.1
Career	12	27	133	0	14	4.9	11.1

Receiving	G	Rec	Yds	TD	Lg	Ypc	Ypg
2016	12	1	16	0	16	16.0	1.3
Career	12	1	16	0	16	16.0	1.3



#10 JACOB PARK
JR. / QB / 6-4 / 210
CHARLESTON, S.C. / STRATFORD / GEORGIA

⇒ **2016**

Split time at QB through the first seven games before becoming ISU's primary signal-caller in the last five games ... played in 10 games, starting three ... led the team in passing yards (1,791), completing 133-of-226 attempts ... had 12 TD passes to five interceptions ... completed 58.8 percent of his passes, the ninth-best clip in school history ... averaged 13.47 yards per completion to rank 27th nationally ... in last five games, completed 60.5 percent of his passes, averaged 264.4 yards and tossed eight TDs ... also tallied 59 rushing yards and a TD ... completed 15-of-19 passes for 165 yards and a season-best three TDs vs. San Jose State ... recorded first 300-yard passing game with 301 yards on 19-of-35 passing vs. Kansas State ... also tossed two TD passes ... was sharp in the win over Kansas, completing 76.9 percent of his passes (20-26) for 205 yards and two TDs ... was 14-of-18 for 285 yards and two TDs in the win over Texas Tech ... his line and Joel Lanning's line combined for the second-best passing efficiency game in school history (235.56) ... posted season highs in completions (23) and passing yards (371) vs. West Virginia ... his 371 yards tied for the eighth-best single-game effort in school history.

⇒ **2015 AT NORTHEASTERN OKLAHOMA A&M**

Attended Northeastern Oklahoma A&M in the spring of 2016, but did not play football.

⇒ **2014 AT GEORGIA**

Redshirted initial season.

⇒ **HIGH SCHOOL**

Had offers from Georgia, Alabama, Auburn, Florida State, Notre Dame and Tennessee ... four-star recruit by Rivals, Scout, ESPN and 247Sports ... a top-200 player nationally by Scout (No. 154), Rivals (No. 229) and 247Sports (No. 78) ... a consensus top-15 QB nationally ... rated No. 8 by Scout and No. 12 by Rivals ... named to the ESPN Elite 11 ... named South Carolina's Mr. Football in 2013 ... played in the 2013 U.S. Army All-American Game ... two-time first-team all-state selection ... as a senior, threw for 3,665 yards and 33 TDs while leading his team to the Class AAAA Division II state championship game ... as a junior, completed 60 percent of his passes ... threw for 2,239 yards and 24 TDs ... also rushed for over 700 yards ... lettered in basketball ... coached by Ray Stackley.

⇒ **PERSONAL**

Born Oct. 12, 1995 ... son of Adam and Tracy Park ... liberal studies major.

⇒ **PARK'S CAREER STATISTICS**

Passing	G	Att	Com	Int	Pct.	Yds	TD	Effc.
2016	10	226	133	5	58.8	1791	12	138.52
Career	10	226	133	5	58.8	1791	12	138.52

Rushing	G	Att	Yds	TD	Lg	Ypc	Ypg
2016	10	36	59	1	35	1.6	5.9
Career	10	36	59	1	35	1.6	5.9



D'ANDRE PAYNE



#1 D'ANDRE PAYNE JR. / DB / 5-10 / 180 WASHINGTON, D.C. / HD WOODSON / TENNESSEE

⇒ AWARDS AND HONORS

Dury Moss Outstanding Co-Newcomer of the Year (2016)

⇒ 2016

Co-winner of the Dury Moss Award as the team's top newcomer ... played in 11 games, starting eight ... recorded 44 tackles, 5.5 TFL and seven pass breakups ... had 36 solo stops ... had a season-best eight tackles vs. Baylor, including seven solo stops ... two of his three tackles vs. Oklahoma State went for a loss ... had six tackles and 1.0 TFL vs. Kansas State ... recorded seven tackles vs. Oklahoma.

⇒ 2015 AT ARIZONA WESTERN CC

Redshirted.

⇒ 2014 AT TENNESSEE

Played in eight games, totaling four tackles in his freshman season with the Vols.

⇒ HIGH SCHOOL

Four-star recruit by Rivals, Scout, ESPN and 247Sports ... picked Tennessee over offers from Ohio State, Michigan, Georgia, Florida State, Stanford, Auburn and Clemson ... member of the ESPN 300 ... rated as the 18th-best cornerback by 247Sports, No. 19 by Rivals, No. 21 by ESPN and No. 22 by Scout ... the unanimous No. 2 prospect out of the District of Columbia ... named the 2013 Gatorade Player of the Year in Washington

D.C. ... first team All-Met by the Washington Post in 2012 and 2013 ... two-time first-team all-conference selection ... as a senior, played on both sides of the ball while accounting for 11 touchdowns ... made 70 tackles and picked off four passes ... also ran for 356 yards and caught 16 passes for 396 yards ... named MVP of the Turkey Bowl with a 60-yard TD catch ... also set up TDs with an interception and a long punt return ... named MVP of the DCSAA state championship game with a TD ... as a junior, scored a TD on offense, defense and special teams, including four punt returns for TDs ... had four interceptions ... coached by Steven Scott.

⇒ PERSONAL

Born May 17, 1996 ... son of Walter Payne and Ashia Dohawk ... as a 10-year old in 2006, won a gold medal in the 200-meter at the U.S. Track and Field Junior Olympics ... liberal studies major ... graduated in the Spring of 2017.

⇒ PAYNE'S CAREER STATISTICS

Tackles	G	UA	A	Total	TFL	PBU	FF	FR	Int	Sack
2014 (Tenn.)	8	2	2	4	0	0	0	0	0	0
2016	11	36	8	44	5.5	7	0	0	0	0
Career	19	38	10	48	5.5	7	0	0	0	0



#10 BRIAN PEAVY
JR. / DB / 5-9 / 190
HOUSTON, TEXAS / WESTFIELD

⇒ **AWARDS AND HONORS**

Honorable Mention All-Big 12- Coaches (2015, 2016)
 ESPN.com Big 12 All-Underclassman (2015, 2016)
 Al and Dean Knudson Outstanding Defensive Skill Player (2015)

⇒ **2016**

Honorable Mention All-Big 12 selection ... named to ESPN.com Big 12 All-Underclassman team ... fourth on the team in tackles (62) and led the team in pass breakups (11) ... tallied 1.5 TFL, picked off one pass and had one forced fumble ... his 12 passes defended ranked fourth in the Big 12 ... played in 12 games, starting 10 ... had five tackles and forced a fumble vs. UNI ... had an interception and two pass breakups vs. San Jose State ... posted eight tackles vs. Oklahoma State and eight tackles vs. Oklahoma ... broke up three passes vs. Texas Tech ... enters junior season with 144 tackles, 5.0TFL, three interceptions, two forced fumbles and 21 pass breakups.

⇒ **2015**

Honorable Mention All-Big 12 selection ... named to ESPN.com Big 12 All-Underclassman team ... one of the Big 12's top rookies, leading the Cyclones in tackles (82), pass breakups (10) and interceptions (2) ... second among Big 12 freshmen in tackles ... also had 3.5 TFL, one sack and a forced fumble ... played in all 12 games, starting the final 11 games ... had seven tackles, two pass breakups and a TFL vs. UNI ... had six

tackles, first career interception and three pass breakups vs. Toledo ... recorded 10 tackles vs. Kansas ... intercepted a pass vs. Baylor ... had nine tackles vs. TCU and Oklahoma ... recorded a season-high 12 stops vs. Oklahoma State ... vs. Kansas State, notched five tackles and first career sack.

⇒ **2014**

Redshirted initial collegiate season.

⇒ **HIGH SCHOOL**

Chose Iowa State over Texas Tech ... listed as the 60th-best cornerback nationally by ESPN and ranked as one of the nation's top-150 corners by Scout ... is listed as the 185th-best player in Texas by ESPN ... two-time First-Team All-District 13-5A pick ... led team to a 25-2 mark in his last two seasons ... led team to a 13-1 mark as a senior in 2013 ... posted nine interceptions, 38 tackles and three touchdowns ... as a junior, tallied 49 tackles and two interceptions ... team went 12-1 ... starting point guard on the basketball team ... District 13-5A champion in the long jump in 2013 with a leap of 22-6 ... coached by Corby Meekins.

⇒ **PERSONAL**

Born May 14, 1996 ... son of Andre and Sheronda Odums ... marketing major.

⇒ **PEAVY'S CAREER STATISTICS**

Tackles	G	UA	A	Total	TFL	PBU	FF	FR	Int	Sack
2015	12	54	28	82	3.5	10	1	0	2	1.0
2016	12	41	21	62	1.5	11	1	0	1	0.5
Career	24	95	49	144	5.0	21	2	0	3	1.5



TREVER RYEN



#19 TREVER RYEN

SR. / WR / 5-11 / 193
IDA GROVE, IOWA / OA-BCIG / UNI

⇒ AWARDS AND HONORS

First-Team All-Big 12 – ESPN, Athlon Sports (2016)
First Team Academic All-Big 12 (2016)
Burlsworth Trophy Semifinalist (2016)
Paul Hornung Award Watch List (2016)

⇒ 2016

First-Team All-Big 12 by ESPN and Athlon Sports as a punt returner ... First-Team Academic All-Big 12 ... semifinalist for the Burlsworth Trophy for the nation's best former or current walk-on ... member of the Paul Hornung Award watch list ... one of the nation's best punt returners, averaging 16.5 yards per return (12 returns), the third-best average in school history ... his average would have led the league and ranked high nationally, but barely missed the minimum to qualify for national rankings ... led the league with six punt returns of 25 yards or longer ... second on the team in receptions (37) and fourth in receiving yards (388) ... caught two TD passes ... had six catches for 58 yards vs. TCU ... totaled 116 punt return yards vs. San Jose State with returns of 55 and 36 yards ... also caught a TD pass vs. the Spartans ... tallied a season-high 75 yards on five receptions vs. Baylor, including a season-long 44-yard reception ... tallied six receptions for 74 yards and a TD vs. Oklahoma State ... enters senior year with the best career punt return avg. in school history (16.00), 55 receptions, 579 receiving yards and three TD receptions.

⇒ 2015

One of team's most diverse players as a rushing, receiving, punt return and kickoff return threat ... scored a TD by rush, catch and punt return, one of eight players in FBS to accomplish the feat during the season ... played in all 12 games, starting one ...

⇒ RYEN'S CAREER STATISTICS

Receiving	G	Rec	Yds	TD	Ig	Ypc	Ypg
2015	12	18	191	1	53	10.6	15.9
2016	12	37	388	2	44	10.5	32.3
Career	24	55	579	3	53	10.5	24.1

rushed for 71 yards on 16 carries with one TD rush ... caught 18 passes for 191 yards with one TD catch ... averaged 15.5 yards per punt return on 11 returns ... had an 81-yard punt return for a TD vs. UNI, the 10th-longest punt return in school history ... averaged 17.9 yards per kickoff return on 16 returns ... caught a season-long 53-yard catch vs. Iowa ... scored first rushing TD against Toledo ... also caught a season-best three passes for 27 yards vs. the Rockets ... scored first receiving TD vs. Kansas State on a 21-yard catch ... caught three passes for 36 yards vs. the Wildcats ... a former walk-on, was placed on scholarship after the third game of the season.

⇒ 2014

Redshirted.

⇒ 2013 AT UNI

Member of track and field team.

⇒ HIGH SCHOOL

Des Moines Register and INA First-Team All-State Class 2A selection in 2012 ... rushed for 1,280 yards and tallied 19 touchdowns as a senior, averaging 8.9 ypc ... had two kickoff returns for a touchdown and one punt return for a touchdown ... rushed for 1,216 yards and 15 touchdowns as a junior in 2011, averaging 10.2 ypc ... on defense, recorded six interceptions in his career ... averaged over 26.0 yards per kickoff return in both his junior and senior seasons ... coached by Larry Allen ... one of Iowa's top track and field performers, running the state's fastest 200 meters as a senior (21.92) ... a four-year letterwinner in track and field ... holds school records in the 100 meters, 200 meters, 400 meters and the 4X100, 4X200 and 4X400 meter relays ... won four state titles at the 2013 IHSAA state meet: 100 meters, 200 meters, 4X100 relay and 4X200 relay ... placed sixth in the 100 meters at the 2013 Drake Relays.

⇒ PERSONAL

Born April 22, 1994 ... son of Van and Karen Ryen ... kinesiology and health major.





#99 VERNELL TRENT
SR. / DT / 6-3 / 282
JACKSONVILLE, FLA. / FORREST

⇒ **2016**

Played in 12 games, starting four ... had 11 tackles and 0.5 TFL ... had two tackles and 0.5 TFL vs. UNI ... tallied three tackles vs. Kansas and West Virginia ... enters senior season with 29 tackles, 1.0 TFL and one forced fumble.

⇒ **2015**

Played in all 12 games as a reserve at nose guard ... earned one start ... tallied eight tackles and one forced fumble ... had a season-high three tackles vs. Iowa ... posted a tackle and a forced fumble vs. Toledo.

⇒ **2014**

Played in all 12 games, starting the final three contests ... tallied 10 tackles and 0.5 TFL ... had two tackles and 0.5 TFL vs. Baylor ... registered a season-high three tackles vs. Texas.

⇒ **2013**

Redshirted initial collegiate season.

⇒ **HIGH SCHOOL**

Chose Iowa State over offers from Connecticut and Maryland ... four-year letter winner for Forrest ... named a part of the Florida Times-Union Super 75 seniors in Florida ... named to the Florida Class 5A All-State first-team ... played defensive line and offensive line in high school as a senior compiled 42 tackles

and 12 sacks ... ESPN three-star recruit ... team captain as a junior and senior ... as a junior made 39 tackles and 10 sacks ... member of the national honor society and was student of the year ... also participated in track and field ... coached in high school by Terrance Flager.

⇒ **PERSONAL**

Born Dec. 7, 1994 ... son of Sandy and Vernell Trent ... finance/marketing major.

⇒ **TRENT'S CAREER STATISTICS**

Tackles	G	UA	A	Total	TFL	PBU	FF	FR	Int	Sack
2014	12	5	5	10	0.5	0	0	0	0	0
2015	12	2	6	8	0	0	1	0	0	0
2016	12	6	5	11	0.5	0	0	0	0	0
Career	36	13	16	29	1.0	0	1	0	0	0



J.D. WAGGONER



#58 J.D. WAGGONER

SR. / DE / 6-3 / 248
DALLAS, TEXAS / JESUIT

⇒2016

Played in seven games, starting one ... suffered a season-ending shoulder injury vs. Baylor ... registered 12 tackles, 2.0 TFL and a sack ... had a career-high six tackles vs. TCU ... tallied a sack vs. San Jose State ... had three solo stops, four total tackles and a TFL vs. Baylor ... enters senior season with 35 tackles, 5.0 TFL and 2.0 sacks.

⇒2015

Played in 12 games, starting six at defensive end ... registered 23 tackles, 3.0 TFL and a sack ... recorded four tackles and a TFL vs. TCU ... had four tackles and a sack vs. Oklahoma ... tallied four tackles and a TFL vs. West Virginia.

⇒2014

Squad member.

⇒2013

Redshirted initial collegiate season.

⇒HIGH SCHOOL

All-District 9-5A defensive MVP ... 9-5A first-team All-District defensive captain senior season ... Texas APSE Class 5-A honorable mention ... All-District first team as a senior ... named to the All-District second team as a sophomore and junior ... named team-captain and voted best defensive lineman for senior season ... recorded 75 tackles with 25 tackles

for loss during 2012 season ... recorded 16 sacks and forced seven fumbles in high school career ... coached at Dallas Jesuit by Brandon Hickman and Bob Wunderlick ... three-time letter winner in basketball.

⇒PERSONAL

Born July 5, 1994 ... son of David and Linda Waggoner ... father, David, played football at Louisville ... marketing/management major ... graduated in the Spring of 2017 ... wearing No. 58 in honor of former ISU assistant coach Curtis Bray, who passed away in 2014.

⇒WAGGONER'S CAREER STATISTICS

Tackles	G	UA	A	Total	TFL	PBU	FF	FR	QBH	Sack
2015	12	12	11	23	3.0	1	0	0	3	1.0
2016	5	7	5	12	2.0	0	0	0	0	1.0
Career	17	19	16	35	5.0	1	0	0	3	2.0





#2 MIKE WARREN
JR. / RB / 6-0 / 211
LAWTON, OKLA. / LAWTON

⇒ **AWARDS AND HONORS**

First Team Academic All-Big 12 (2016)
 First-Team Freshman All-American- Sporting News, USA Today, Athlon's, Scout, FWAA (2015)
 Big 12 Offensive Freshman of the Year (2015)
 Big 12 Newcomer of the Year- AP (2015)
 Third-Team All-Big 12 – Phil Steele (2015)
 Honorable Mention All-Big 12 - Coaches (2015)
 ESPN.com Big 12 All-Underclassman (2015)
 Doak Walker Watch List (2015, 2016)
 Ray Scott Outstanding Offensive Skill Player (2015)

⇒ **2016**

Started eight of 11 games played ... second on the team in rushing with 559 yards in a team-high 134 carries ... averaged 4.2 yards per rush and had three TDs ... also caught 12 passes for 98 yards ... had two 100-yard rushing games ... posted 95 yards rushing on 23 carries vs TCU ... vs. San Jose State, ran for 103 yards and a TD on 19 carries ... also caught three passes for 68 yards ... tallied 130 yards on the ground and ran for two TDs, tying his career high, vs. Baylor ... had 60 rushing yards vs. Texas ... his career 5.26 yards per rush average ranks fourth in

school history ... enters junior year with 1,898 rushing yards, eight 100-yard rushing games and eight TDs.

⇒ **2015**

First-Team Freshman All-American by the Sporting News, USA Today and FWAA ... Big 12 Offensive Freshman of the Year ... Big 12 Newcomer of the Year by the AP ... Third-Team All-Big 12 by Phil Steele and Honorable Mention All-Big 12 by the Coaches ... named to the Doak Walker Award Watch list ... the nation's best freshman rusher with 1,339 yards, the fifth-best season total in ISU history and tops by an ISU rookie ... his 1,339 rushing yards is the third-best effort by a freshman in Big 12 history ... broke ISU's season school record by averaging 5.90 yards per carry, the 35th-best average in the nation ... ranked third in the Big 12 and 19th nationally in yards per game at 111.6 ... in league games only, led the Big 12 in rushing by averaging 131.7 yards per game ... rushed for five TDs, tying for the third-best total by an ISU rookie ... had six 100-yard rushing games, tying for eighth on ISU's season record book ... owns five of ISU's top-10 single-game rushing marks by a freshman ... had six rushes of over 40 yards ... also caught 14 passes for 70 yards ... saw limited action in the first two games before breaking out for a 126-yard game in his first career start against Toledo ... tallied 175 rushing yards and two TDs vs. Kansas on 18 carries ... busted out on a 62-yard TD run vs. the Jayhawks ... broke ISU's freshman single-game rushing mark with 245 yards on 23 rushes at Texas Tech, the eighth-best effort overall in ISU history ... it was the second-best single-game performance by a freshman and tied for the 13th-best overall effort by a rusher in 2015 ... became just the second player in school history to rush for over 200 yards in a game while averaging over 10.0 yards per carry (10.8) vs. the Red Raiders ... tacked on another 100-yard game at Baylor with 145 yards ... in ISU's victory over Texas, rushed for 157 yards and a TD ... on 22 carries vs. Kansas State, rushed for 195 yards and a TD ... broke off a career-long 76-yard TD

⇒ **WARREN'S CAREER STATISTICS**

Rushing	G	Att	Yds	TD	Lg	Ypc	Ypg
2015	12	227	1339	5	76	5.9	111.6
2016	11	134	559	3	20	4.2	50.8
Career	23	361	1898	8	76	5.3	82.5

Receiving	G	Rec	Yds	TD	Lg	Ypc	Ypg
2015	12	14	70	0	22	5.0	5.8
2016	11	12	98	0	38	8.2	8.9
Career	23	26	168	0	38	6.5	7.3



MIKE WARREN

rush vs. the Wildcats, the longest play from scrimmage for the Cyclones in 2015.

⇒2014

Redshirted initial collegiate season.

⇒HIGH SCHOOL

Chose Iowa State over Washington State, Wake Forest, Tulsa, Toledo, New Mexico and Southern Mississippi ... three-star recruit by Rivals and Scout ... ranked as the 35th-best running back in the nation and the seventh-best prospect from Oklahoma by Rivals ... listed as the 78th-best running back nationally by Scout ... busted out as a senior, rushing for 2,512 yards and 26 touchdowns, averaging 9.3 yards per carry ... also caught 11 passes for 225 yards and three touchdowns ... rushed for a single-game school-record 358 yards and five TDs vs. Edmond Santa Fe ... had two 300-yard rushing games in 2013 ... clocked at 4.34 in the 40-yard dash in the summer of 2013 ... named First-Team All-State by the Tulsa World and was the MVP of District 6A-4 in 2013 ... team went 11-1 and made the state playoffs ... as a junior, had 440 yards and three touchdowns ... also a standout on the track & field team ... placed seventh in the 100 meters (Class 6A) at the state meet in 2014 ... coached in high school by Randy Breeze.

⇒PERSONAL

Born Jan. 1, 1996 ... son of Curtis and Barbara Warren ... communication studies major.

⇒IOWA STATE CAREER RUSHING YARDS

	Yards	Player	Years
1.	4,382	Troy Davis	1994-96
2.	3,763	Darren Davis	1996-99
3.	3,437	Dexter Green	1975-78
4.	3,309	Alexander Robinson	2007-10
5.	3,010	Mike Strachan	1972-74
6.	2,862	Ennis Haywood	1998-2001
7.	2,601	Stevie Hicks	2003-06
8.	2,715	Joe Henderson	1985-88
9.	2,562	Dave Hoppmann	1960-62
10.	2,501	Dwayne Crutchfield	1980-81
-	1,898	Mike Warren	2015-

⇒ISU CAREER 100-YARD RUSHING GAMES

	Yards	Player	Years
1.	21	Troy Davis	1994-96
2.	19	Dexter Green	1975-78
3.	15	Darren Davis	1996-99
4.	13	Alexander Robinson	2007-10
	13	Ennis Haywood	1998-2001
	13	Dwayne Crutchfield	1980-81
7.	10	Stevie Hicks	2003-06
	10	Blaise Bryant	1989-90
	10	Joe Henderson	1985-88
	10	Mike Strachan	1972-74
	10	Dave Hoppmann	1960-62
-	8	Mike Warren	2015-



⇒ A

Brad Abbas, 1982
 Chin Achebe, 1995-96-97-98
 A.E. Adams, 1916
 Brad Adams, 2010
 Jim Affholder, 1964-65
 Dean Ahlers, 1988-89
 Pierre Aka, 2014-15-16
 Austin Alburts, 2008-09
 Andy Alcorn, 1992
 Howard Aldrich, 1915-16-17
 Bruce Alexander, 1953-54-55
 Ellis Alexander, 1941
 Dennis Alitz, 1963-64
 Ken Allbee, 1930
 Barney Alleman, 1952-53-54
 Bill Allen, 1963-64
 Jeff Allen, 1968-69-70
 Marcus Allen, 1991-92-93-94
 Bill Allender, 1933-34-35
 Harry Alley, 1964-65
 Marley Allison, 2015
 H.P. Allstrand, 1910
 Bill Alsin, 1919-20-21
 Leslie Alt, 1924
 Alex Alvarez, 2008-09-10
 Jason Ambrson, 1993
 Ken Ames, 1935
 George Amundson, 1970-71-72
 Mitch Amundson, 2013
 Don Andersen, 1961-62
 Bill Anderson, 1923-24
 Bob Anderson, 1957-58-59
 Cole Anderson, 2016
 Dawan Anderson, 1995-96-97-98
 DeCarlos Anderson, 1999
 Edwin Anderson, 1946
 Elmer Anderson, 1922-26
 Erik Anderson, 2001-02-03-04
 Ernest Anderson, 1926
 Jim Anderson, 1977
 Joe Anderson, 1923
 John Anderson, 1935-36-37
 Kent Anderson, 1983-84-85
 Norm Anderson, 1945-46-47
 Stan Anderson, 1948
 Tom Anderson, 1987
 Dale Andrews, 1911-12
 Derek Andrews, 1979
 Tommie Andrews, 1983
 Terry Andringa, 1974
 Bob Angle, 1947-48-49
 Larry Anglin, 2002
 Sam Anker, 2010
 Breon Ansley, 1997-98-99-00
 Chris Anthony, 1997-98-99-00
 Lagrant Anthony, 1974
 Terrence Anthony, 1984-85-86
 Edwin Arceo, 2012-13
 David Archer, 1982-83
 Jim Arenston, 1912
 Scott Armbrust, 1990-91-92
 Bill Armstrong, 1945
 Dwayne Armstrong, 1991-92
 Austen Arnaud, 2007-08-09-10
 John Arnaud, 1979-80-81-82

Jahi Arnold, 1994
 Jesse Arnold, 2002
 Rollie Arns, 1950-51-52
 Bob Ash, 1941-42
 Roger Ashland, 1967
 Gary Astleford, 1958-60-61
 Patrick Augafa, 1995-96
 Atif Austin, 1999-00-01-02
 Owen Austrheim, 1970-71
 Dustin Avey, 1997-98-99-00
 Irving Axelson, 1924
 Edward Axtheim, 1913-14
 Gould Ayres, 1926-27

⇒ B

Marc Bachrodt, 1983-84-85
 JaQuan Bailey, 2016
 Alvin Baker, 1982-83
 Bob Baker, 1968-69
 Dennis Baker, 1965-66
 Tim Baker, 1986-87-88
 Tony Baker, 1964-65
 Gabe Bakker, 2003-04
 Casey Baldwin, 2000-01-02-03
 Jim Baldwin, 1922
 Jason Bales, 1995
 Steve Balkovec, 1963-64-65
 R.J. Balthus, 1905
 Todd Bandhauer, 1995-97-98
 Dennis Bandy, 1967
 Bob Banger, 1970-71-72
 Jon Banks, 2005-06-07
 Kennard Banks, 2008-09
 Michael Banks, 1998-99-00-01
 David Banks-Burseay, 2002-03
 Ralph Baracz, 1969-70
 Tim Barkole, 1989
 Bill Barger, 1940-41-42
 Ben Barkema, 2004-05-06-07
 Dick Barker, 1916-17-19
 Willie Barker, 1934
 Tom Barnes, 1968-69-70
 Jared Barnett, 2011-12
 Eppie Barney, 1964-65-66
 Jim Barr, 1959
 Bob Barrow, 1939
 Jerry Bartell, 1955
 Neal Barton, 1922
 J.J. Bass, 2007-08
 Harold Bassett, 1970-71
 Sy Bassett, 1974-75
 C.E. Bates, 1921
 Phillip Bates, 2007
 Jeff Bauer, 1987-88-89-90
 Ryan Baues, 2003-04-05-06
 Al Bauman, 1931-36-37
 Trey Baysinger, 2008
 George Bazik, 1937-38
 Vince Beacom, 1948-49-50
 Bruce Beaman, 1974
 Clarke Beard, 1909
 Jesse Woodrow Beard, 1935
 Jim Beasley, 1968-69
 Joe Beauchamp, 1964
 Ben Beaudet, 1997-98-99-00
 Broc Bebout, 2005

Adam Beck, 1987-88
 Dan Becker, 1972-73
 Jesse Beckom, 1998-99
 Johnny Behm, 1923-24-25
 Norton Behm, 1923-24-25
 Dean Beilby, 1977
 G.C. Beiter, 1907
 Frank Belichick, 1962-65
 Allen Bell, 2007-08
 Cameron Bell, 2007-08
 Bob Belluz, 1970-71
 Mark Benda, 1975-76
 Jim Bencke, 1942
 Adam Benike, 2002-03
 Bryce Bennett, 1947
 Forrest Bennett, 1928-29-30
 Herschel Bennett, 1922
 Kyle Benning, 2009
 Dave Benoit, 1985-87-88-89
 Ray Benson, 1919
 Scott Benson, 1986-87
 Spencer Benton, 2016
 Ter'van Benton, 2008-09-10-11
 Caleb Berg, 2004-05-06-07
 Paul Berger, 1932-33-34
 Walter Berger, 1922
 Randy Bern, 1987-88-89
 Jerry Berna, 1968-69-70
 Eugene Bernal, 1998
 John Berrington, 1963-64
 Jason Berryman, 2003-05
 Bill Berthusen, 1983-84-85-86
 Wayne Beske, 1968-69
 J.D. Bewley, 1994
 Jack Beyer, 1932-33
 *Sammy Beyer, 1904
 E.J. Bibbs, 2013-14
 Michael Bibbs, 2007-08
 H.T. Bigelow, 1909
 I.O. Biggs, 1921
 D.H. Biller, 1904-05-06
 Chad Billings, 1997
 JaMaine Billups, 2000-01-02-03
 A.L. Birch, 1920
 Bob Bird, 1955-56-57
 Harold Birney, 1934
 Warren Bissell, 1920
 Gerrick Bivins, 1997
 Ken Bixby, 1966-67
 Rich Blabolli, 1975-76-77
 Jerrod Black, 2008
 Joe Blaes, 2008
 Matt Blair, 1971-73
 Dick Blanch, 1895
 Brett Blaney, 1980-82-83
 Grant Blaney, 1955-56
 Joe Blankenship, 1986
 Troy Blankenship, 2004-05
 Chuck Blaskovich, 1972-73
 Bill Bliss, 1938-39
 Dick Bliss, 1943
 Mike Bliss, 1968-69
 Travis Block, 1988-89-90-91
 Luther Blue, 1974-75-76
 Ed Blumenstein, 1936
 Todd Blythe, 2004-05-06-07

Shannon Boals, 1990
 Brian Bobek, 2016
 Ed Bock, 1936-37-38
 Matt Bockes, 2000-01-02-03
 Ron Bockhaus, 1978-79
 V.C. Bodwell, 1920
 Mark Boehm, 1976-77
 Eugene Boeke, 1919
 Ben Boesen, 2013-14
 Phil Bogdanovitch, 1941
 Bob Bognar, 1971
 Charley Bogwill, 1997-98
 Lloyd Bohannon, 1928
 Rob Bolks, 1973-74
 Craig Boller, 1967-68-69
 Brian Bonacci, 2015-16
 Karl Bond, 1924-25
 Mort Bonesteel, 1948
 Tony Booth, 1991-92-93-94
 Bob Bos, 1973-74-75
 Chris Boskey, 1978-79-81-82
 Tom Boskey, 1975-76-77-78
 Lou Bosnyak, 1942-46-48
 Marty Boswell, 1937-38-39
 Alvin Bowen, 2005-06-07
 Roger Bowen, 1930-31
 John Bowers, 1939
 Hillford Bowes, 1929-30
 Robert Bowmen, 1931
 Greg Boyd, 1995-96
 Marshall Boyd, 1917-19-20
 Wes Boyer, 2010-11-12-13
 Jerry Boyington, 1968-69-70
 J.D. Bowley, 1972-73
 Brent Braaksma, 2000
 Bryce Braaksma, 2006-07
 Jared Brackens, 2011-12-13-14
 Scott Bradley, 1973-74
 Calvin Branch, 1993-94
 Reid Brandcher, 2011
 Scott Brandt, 1983-84
 Mike Brandtner, 2006-07-08-09
 Robert Brannon, 1998-99
 Aaron Brant, 2003-04-05-06
 Michael Brantley, 1996-97-98-99
 Jeff Braswell, 1984-85
 Mark Braver, 1977
 Lawrence Brazon, 1965
 Dave Brcka, 1996-97-98-99
 John Breckenridge, 1954-55
 Frank Bredahl, 1947
 Ron Bredeson, 1955-56
 Cyrus Bredeen, 1916-17-18
 Bill Brennan, 1913
 Bob Brettman, 1949-50
 Carl Brettschneider, 1950-51-52
 Guy Brewer, 1897
 Eddie Bridges, 1986-87
 Phil Brinkman, 1948
 George Broderson, 1920-21-22
 Warren Broms, 1916-19
 Bill Brooks, 1965-66
 Earl Brooks, 2010-11
 James Brooks, 1992-93
 Deon Broomfield, 2010-11-12-13
 J.B. Brorby, 1922



ALL-TIME LETTERMAN

Bob Brouillette, 1969-70
 Brandon Brown, 2001-02-03-04
 Chris Brown, 2007-08
 David Brown, 2005
 Eddie Brown, 1986-88
 Harold Brown, 1982
 Hunter Brown, 1934
 Jason Brown, 1993-94-95-96
 Joe Brown, 1978-79-80-81
 Mike Brown, 1986
 Norman Brown, 1926
 Ralph Brown, 1952-53-54
 Stan Brown, 1940
 Tim Brown, 1962-63
 Tyler Brown, 2014-15
 Ira C. Brownlie, 1894
 Howard Brubaker, 1948
 Joe Brubaker, 1947-48-49
 F.W. Brugger, 1906-07
 Ernst Brun, Jr., 2012-13
 Ben Bruns, 1997-98-99-00
 Chris Brunsvold, 1996
 Bob Brutsman, 1962-63-64
 Blaise Bryant, 1989-90
 Jamarr Buchanan, 2003-04-05
 Howard Buck, 1939
 Tom Buck, 1977-78-79
 Arthur Buckley, 1902
 Jared Bucks, 1999-01
 Brett Bueker, 2011-12
 Andrew Buggs, 1989-90-91-92
 Quenton Bundrage, 2012-13
 Ken Bunte, 1963-64
 Rick Burchett, 1965-66-67
 J.W. "Joe" Burden, 1960-61
 Charlie Burge, 1911-12
 Max Burkett, 1951-52-53-54
 Dick Burnett, 1949
 Steve Burns, 1970-71-72
 Warren Burns, 1919
 Bob Burrell, 1939-40-41
 Brayden Burris, 2009-10-11-12
 Kenyatta Burris, 1998
 Jim Burrows, 1907
 Bob Burton, 1927-28-29

Daniel Burton, 2013-14-15
 Mike Busch, 1986-87-88-89
 Tom Busch, 1965-67-68
 Joe Bush, 1947
 Hakeem Butler, 2016
 James Butler, 1984-85
 Zach Butler, 1999-01-02
 Marcus Butts, 1979-80-81
 Greg Buttz, 1984
 Bill Byers, 1920
 Fred Byl, 1899
 Carter Bykowski, 2008, 2010-11-12
 Bill Byrus, 1950-51-52

⇨ C

Bob Caddock, 1941
 Kevin Caldwell, 1991
 Dick Callahan, 1954
 Bobby Campbell, 1994
 Craig Campbell, 1999-00-01
 George Campbell, 1971-72
 Nick Campbell, 2006
 Roy Campbell, 1901
 Sam Campbell, 1966-67-68
 Stan Campbell, 1949-50-51
 M.V. Campon, 1895
 Jake Campos, 2014-15
 Brian Cannon, 1970-71-72
 Gil Carafiol, 1943
 Ken Caratelli, 1970-71-72
 Dean Carlson, 1970-71
 Lyle Carlson, 1956-57
 Mark Carlson, 1979-80-81-82
 Tony Carlson, 1980-81
 Adam Carper, 2005-06
 Hugh Carr, 1907
 Ray Carreathers, 1987-88
 Jordan Carstens, 2000-01-02-03
 Larry Carwell, 1964-65-66
 Jon Caspers, 2011
 Harlan Cassin, 1918
 Derrick Catlett, 2007-08-09
 John Catron, 1933-34-35
 J.H. Cave, 1902

Dan Celoni, 1959-60-61
 Vinny Cerrato, 1977-78-80-81
 L.H. Chamberlain, 1894-95
 L.M. Chamberlain, 1900-01
 L.M. Chambers, 1899
 Jim Champlin, 1952-53
 Justin Chandler, 2015-16
 Terry Chandler, 1962
 A.R. Chappell, 1909-10-11
 Darrell Chapper, 1976
 Martin Chase, 1924
 Bill Chauncey, 1946-47-48-49
 Dave Cheesebrough, 1978
 Dick Cherpinsky, 1951-52
 John Chism, 1965
 E.W. Church, 1920-21
 Arlen Ciechanowski, 1974
 Jerry Cimburek, 1948-50
 John Cinefro, 1986-88
 Jon Claborn, 1987
 Jim Clapper, 1960-61-62
 Ted Clapper, 1979-80-81-82
 Bob Clark, 1953
 Derrick Clark, 1996-97
 Fred Clausen, 1943
 Nick Clausen, 1993-94
 Ozzie Clay, 1962-63
 Dave Clayberg, 1960-61-62
 Sam Clear, 1982-83
 Mike Clemons, 1976-77-78
 Bob Clendenning, 1950-51-52
 Harold Clewis, 2000-01-02-03
 B.F. Cokerrell, 1909-10
 Cliff Cody, 1922-23
 Rodney, Coe 2013
 Roland "Bud" Coe, 1924-25-26
 Chuck Coey, 1952-53
 Ray Coffey, 1969
 Jeff Cole, 1991-92-93-94
 Richard Cole, 1944-45-46
 Scott Cole, 1976-77-78
 Beau Coleman, 2001-02
 Greg Coleman, 2004-05
 Justin Coleman, 2012-13
 Lon Coleman, 1972-73
 Ray Coleman, 1969
 Kevin Colon, 1985-86
 George Condiit, 1990, 1992
 Frank Congiaro, 1950-51-52
 Ralph Conner, 1982-83
 John Cooper, 1959-60-61
 Michael Cooper, 1994-95-96-97
 Tim Copeland, 1980
 Frank Copper, 1976-77
 Marc Cortez, 1997-98
 Lincoln Cory, 1925
 Darian Cotton, 2013-14
 Kamari Cotton-Moya, 2014-15-16
 D.E. Cotter, 1916
 W.O. Cotter, 1923
 William O. Cotter, 1969-70
 Theman Couch, 1969-70
 Kevin Coughlin, 1980-81
 Russ Countdiff, 1934-35
 Devlyn Cousin, 2013-14
 Lynn Cowan, 1912-13

Warner Cowley, 1895
 Chris Cox, 1986
 Dick Cox, 1951-52-53
 Mike Cox, 1962-63-64
 Travis Cox, 1993
 John Coye, 1900-01
 Stan Cozzi, 1951-52
 E.F. Cramer, 1914
 Alva Crawford, 1912
 Larry Crawford, 1977-78-79-80
 Tim Creasman, 1986-88
 Breion Creer, 2016
 Andrew Crenshaw, 2009
 Mark Criner, 1986
 Hal Crisler, 1943
 Steve Cromie, 1986
 Carl Crowse, 1918
 Dwayne Crutchfield, 1980-81
 Bret Culbertson, 2004-05-06-07
 Cal Cummins, 1976-77
 C.W. Cunningham, 1911-13
 Jim Cunningham, 1966
 Kevin Cunningham, 1975-76-77
 Roger Cunningham, 1951-52
 Jack Currie, 1919-20-21
 Mitch Curtis, 2002
 Jeff Curry, 1976-77-78
 Brent Curvey, 2003-04-05-06
 Dick Cuvelier, 1976-77-78-79

⇨ D

Robert Dabney, 1986-87
 Brock Dagel, 2012-13-14
 Bill Dailey, 1936
 Dondre Daley, 2013-14-15-16
 Dan Daly, 1988
 Terry Dammann, 1988
 P.E. Damon 1897
 Amos Dana, 1932-33
 Javon Daniels, 1998
 Preston Daniels, 1901-02-03-04
 Thadd Daniels, 2016
 Lane Daniels, 2000-01-02-03
 Phil Danowsky, 1972-73-74
 Darius Darks, 2008-09-10-11
 Paul Darling, 1940-41-42
 Bob Darrow, 1939
 Ole Davidson, 1897
 Anthony Davis, 1984
 Darren Davis, 1996-97-98-99
 Drew Davis, 2012
 Frank Davis, 1913
 Harry Davis, 1907-08
 Jon Davis, 2003-04-05-06
 Sammy Davis, 1968-71
 Scott Davis, 2000
 Tommy Davis, 1981-82-83-84
 Troy Davis, 1994-95-96
 Tyrone Davis, 1988
 Will Davis, 1916-19
 W.S. Dawson, 1893
 Kelly Day, 1986
 M.R. Deakin, 1908
 William DeButts, 1914
 Francis DeDecker, 1945-46
 Doug Dedrick, 2007-08



Mike Busch



ALL-TIME LETTERMAN

Clarence Dee, 1936-37
John Dee, 1958
Charles Deering, 1892
Glenn Deffke, 1914-15
Derek DeGennaro, 1985-86-87-88
F.J. Delaney, 1915
Joe DeLaRosa, 1966
Jack Delbridge, 1949
Gilbert Denfield, 1915-16-19
Bob Dennis, 1946
Brian Dennis, 1956-57
Clifford Dennis, 1944
Doug Densmore, 1997-98-99-00
Kevin DeRonde, 1998-99-00-01
W.E. Deshler, 1901
Dennis DiBiase, 1994-95-96
Jim Dickerson, 1948
George Dimitri, 1966-67-68
Jim Dishinger, 1935-36-37
Al Dixon, 1974-75-76
Bill Dixon, 1931-32-33
Tim Dobbins, 2004-05
Fabian Dodd, 2005
Pete Doering, 1987
Wendell Dohrman, 1951
Jeff Dole, 1985-86-87-88
Brian Donahue, 1999-01
Jerry Donohue, 1956-58
Jim Doran, 1949-50
Jim Doran, Jr., 1987-88-89-90
Lant Doran, 1989-90-91
Dan Dostal, 1991-92-93-94
Jesse Doty, 1928
Mark DouBrava, 1989-90-91-92
J.M. Dowell, 1913
Collin Downing, 2014-15-16
Todd Doxzon, 1993-94-95-96
I.A. Dreher, 1902
R.H. Drennan, 1904-05-06
Marcus Dubel, 1915
Warren Duesenberg, 1929-30-31
Greg Dukstein, 1967-69
Ray Dumphy, 1899
Shane Dunlevy, 1990-92
Howard Dunn, 1930
Mark Dunn, 1989-90-91
Jake Dunning, 2013-14
Ben Durbin, 2012
H.E. Dyer, 1895-96-97

⇒ E

Terry Earnest, 1977-78-79
Doug Easley, 1995-96
Bill Easter, 1968
H.N. Ebersole, 1901
Steve Ebner, 2007
Tad Ecy, 2013-14
Herb Eckles, 1899-1900
Ray Eckles, 1896
Robert Eckles, 1895-96
Bill Edar, 1914
Dave Eder, 1987-88-89-90
Willis Edson, 1898
Don Edwards, 1986-87-88-89
Evrett Edwards, 2016
Johannes Egbers, 2002-03-05
Kevin Eggleston, 1983-84-85
Paul Eichling, 1912
Emery Eichorn, 1950-51-52
Justin Eilers, 2000-01
Brian Ekwelundu, 2007-08-09
Robert Ekins, 1922
Kern Elerick, 1931
Robert Ekins, 1933
Dave Eller, 1957
Roosevelt Ellerbe, 1963
F.A. Elliott, 1909
Tom Elliott, 1968-69
Gary Ellis, 1960-61-62
James Elmore, 1996-97-98-99
W.D. Elwood, 1904
Bob Engebretson, 1964
Dennis Engel, 1976-77
Jon English, 1981-82
Scott English, 1991
Carson Epps, 2015-16
Jack Erickson, 1952
Clyde Erskine, 1916
Louie Ervin, 1991-92
Alex Espinoza, 1984-85-86
Dennis Esselmann, 1965-66-67
Arden Esslinger, 1958-59-60
Clair Ethington, 1940-41-46
Bob Ettinger, 1942
Sam Etzel, 1931
Bob Evans, 1964-65-66
Harold Evans, 1916
John L. Evans, 1914-15
Seymour Evans, 1916

W.T. Evans, 1914
Elve Everage, 1970
Willie Everett, 1984-85
Vince Ewald, 2012

⇒ F

John Falter, 1955-56-57
W.H. Farner, 1914
Ed Farni, 1945-46
Tom Farniok, 2011-12-13-14
Andrew Farrell, 1932
Jack Fathauer, 1943-44-45-46
Ev Faunce, 1945
Ray Fauser, 1958
Oliver Fay, 1898
Burt Fayram, 1925
Drake, Ferch, 2013-14
Don Ferguson, 1947-48-49
Ernest Ferguson, 2008
Travis Ferguson, 2008
Tom Ferrebee, 1958-59
Nick Fett, 2015-16
Jerry Fiat, 1967-68-69
Brian Fiekema, 1965-66-67
Jerry Finley, 1954
B.J. "Bugs" Firkins, 1916
Austin Fischer, 2014
Doug Fischer, 1980-81-82-83
Karl Fischer, 1927
Ben Fisher, 2013
Bob Fisher, 1924-25-26
F.D. Fisher, 1917
Paul Fisher, 2006
Scott Fisher, 2005-06
Mike Fitzgerald, 1958-59-60
Kevin Fleecs, 1994-95
Bruce Fling, 1973
Qujuan Floyd, 2014
Austin Flynn, 2003-04-05-06
Vernon Foell, 1917
Bill Fogarty, 1957
Mark Foley, 1987-88
Ron Fontana, 1957
Mike Fontanini, 1969-71
Gerry Forge, 1973-74
Anthony Forrest, 2001-02
Jim Foster, 1961
John Foster, 1915
Howard Foy, 1944
Jim Foy, 1945-48
W. H. Frakes, 1916
Chris Francis, 2015-16
Rick Frank, 1985-86
Collin Franklin, 2008-09-10
Wallace Franklin, 2007
Gary Fraser, 1969
F.C. French, 1895-96
Nate Frere, 2006-07-08-09
Nick Frere, 2007-08
George Friedl, 1947-48-49
John Fritsch, 1973-74-75
Henry Fritzel, 1899
Wes Fuchs, 1949
Ed Fuller, 1939
Kevin Fulton, 1991-92-93-94
Robert Fulton, 1909

R.A. Furrows, 1905
Sherman Fyles, 1903-05

⇒ G

Larry Gaffin, 1968
Ray Gahone, 1971
Jerry Gair, 2004
Ray Galbraith, 1924-25-27
George Gallagher, 1943-44-45
Jacob Gannon, 2011-12-13-14
Mike Gannon, 1978
Danny Gantt, 1983-84-85
Frank Garcia, 2002
Robby Garcia, 2014-16
Dwight M. Garner, 1932-33-34
Fred Garin, 2007-08-09
Artis Garris, 1992-93-94
Don Morrison Garth, 1913
Tom Gartner, 1958-59-60
Albert Gary, 2011-12-13
George Gast, 1941-42-43
R.E. Gaylor, 1919
Garlon Gaylor, 1921
Doran Geise, 1981-82
Pierre Gellinas, 1974-75
Bill George, 1923
Jeremiah George, 2010-11-12-13
Pete Gerdom, 1970
Ryan Gerke, 1998-99
Bert German, 1895
Damian Gibson, 1995-96-97-98
Dennis Gibson, 1983-84-85-86
Gale Gibson, 1956-57-58
Lou Giffords, 1979-80-81-82
Rocky Gillis, 1978-80-81-82
Willie Gillis, 1972-73
Dwayne Gilyard, 1981-82-83
Durrell Givens, 2011-12
Duncan Glab, 1938
Greg Gloede, 1987-88-89
John Glotfelty, 1987-88-89-90
Mike Gnade, 1973-74-75
Melvin "Bud" Goltry, 1946
Carl Gomez, 1997-98-99-00
Kelly Goodburn, 1982
Julian Good-Jones, 2016
Dan Goodwin, 1979
Malcolm Goodwin, 1990-91-92
Matt Goodwin, 1989-92
Brandon Goodyk, 1994
Bob Graham, 2012
Jim Graham, 1925
M.L. Graham, 1907-08
Tom Graham, 1959-61
Jason Grant, 1996
Walter Grant, 1978-79
Bruce Grasser, 1961-62-63
John Graveno, 1933
Don Graves, 1966-67
Doug Graves, 1938-39-40
Roy Gray, 1909
Daman Green, 1996-97
Dexter Green, 1975-76-77-78



Alex Espinoza



ALL-TIME LETTERMAN

Eddy Green, 1948-49-50
 King Green, 1982
 Bill Greene, 1908
 Reece "Pinky" Greene, 1922
 Tony Greene, 1981-82
 J.M. Greenfield, 1917
 Karl Greenlee, 1923
 Dave Greenwood, 1974-75-76
 Don Greenwood, 1972-73
 J.E. Greer, 1922
 Dick Grefe, 1931-32-33
 Don Grefe, 1932-35
 Josh Griebahn, 2006-07
 C.J. Griffith, 1899
 John Griffith, 1947-48
 John Griglione, 1968-69-70
 Lynn Grimes, 1925-26
 Al Grissinger, 1976-77-78
 Don Griswold, 1938-39-40
 Damien Groce, 1998-99
 Bill Gross, 1908-09
 Greg Grove, 1974-75-76
 Matt Grubb, 1989-90-91
 Tom Grundman, 1947-48-49
 Roger Guge, 1968
 Rodney Guggenheim, 1993-94-95
 Clarence Gustine, 1935-36
 Russell Gute, 1934-35
 Zach Guyer, 2011
 N.F. Guylow, 1921

⇨H

Bobby Hackett, 1985
 L.M. Hadley, 1918-19
 C.F. Hagle, 1912
 Webb Halbert, 1947-48
 Ron Halda, 1964-65
 Scott Hale, 1973-74-75
 Daryl Hall, 1993-94
 Ted Hall, 1966-68
 Vernon Hall, 1925-26-27
 Mitch Hallett, 1974
 Marquis Hamilton, 2006-07-08-09

Kevin Hamlin, 2010
 M.J. Hammer, 1895-98
 Kurt Hammerschmidt, 2010-11-12
 Wurdette Hanna, 1936
 Larry Hannahs, 1961-62-63
 Cory Hannen, 1998-99-00-01
 Dan Hanover, 1976
 Jeff Hansel, 1986
 Jack Hansen, 1955-57
 Mike Hansen, 1995
 Scott Hansen, 1977
 G.D. Hanson, 1917
 Richard Hanson, 1983-84
 Mel Happe, 1939-40
 Ray Hardee, 1975-76-77-78
 Buddy Hardeeman, 1973-75-76
 Bob Harden, 1956-57-58
 Weylan Harding, 1991-92-93
 Mitchell Harger, 2014-15-16
 Nick Harklau, 2007-08
 Ryan Harklau, 1997-98-99-00
 Howard Harlan, 1933-34
 Ray Harm, 1969-70-71
 Sam Harms, 2016
 Tyler Harmeyer, 2014
 Brandon Harris, 2014-15
 Ike Harris, 1971-72-73
 Jason Harris, 2006-07-08
 Jordan Harris, 2015
 Justin Harris, 2006
 Marc Harris, 1993-94-95-96
 Mike Harris, 1980
 P.J. Harris, 2013-14
 Rodney Harris, 1986-88
 Willie Harris, 1969-70
 Dan Harrison, 1936
 Maurice Harrison, 1914-16
 Kevin Hart, 1976-77
 E.C. Harte, 1909-10-11
 Ben Harvey, 1991-92-93
 Ray Harvey, 1984
 Willie Harvey, 2015-16
 George Harville, 1942

John Hauck, 1945
 Scott Haughton, 2008-09
 Walter Haugo, 1944
 Tony Hawkins, 1974-75-76
 Jace Hawley, 2011-12
 Casey Hayes, 1985-86
 Ike Hayes, 1933-34-35
 Claude Hays, 1941
 Reggie Hayward, 1997-98-99-00
 Ennis Haywood, 1998-99-00-01
 V.A. "Chick" Heater, 1916-17-18
 Jerome Heavens, 1997
 A.N. Heggen, 1908-09
 John Heggen, 1939-40-41
 George Heick, 1951-52
 Charles Heidel, 1944
 Charles Heileman, 1936-37-38
 Nick Hein, 2000
 Howard Heinrich, 1956
 Byron Heitz, 1994-95
 Darrell Helgens, 1957
 H.K. Helseth, 1916
 Keith Hemingway, 1951-52
 James Henderson, 1995
 Joe Henderson, 1985-86-87-88
 Tracy Henderson, 1982-83-84
 Lance Henkel, 1991
 C.A. Henninger, 1904-05-06
 Frank Henninger, 1910-11
 Pat Henricksen, 1978
 Ray Henteges, 1922
 Chris Hentges, 1986-87-88
 Bob Herman, 1974
 Carl Herman, 1917
 Bill Herren, 1977-79
 George Hess, 1950-51
 David Heyn, 1984-86-87-88
 Do Hibbs, 1918-19-20
 LaMarcus Hicks, 2004-05
 Hayworth Hicks, 2008-2010-11
 Stevie Hicks, 2003-04-05-06
 Otis Higgins, 1920-21
 Terrance Highsmith, 2005
 Tom Hilden, 1968-70
 Barry Hill, 1972-73-74
 Charles Hill, 1923-24-25
 Lamont Hill, 1990-91-92-93
 Phil Hill, 1956-57-58
 Sanford Hill, 1927
 Arthur Hinderman, 1918-19
 Dick Hiserodt, 1945
 Gilbert Hittch, 1929
 Stan Hixon, 1976-77-78
 Daryl Hobbs, 1953-55
 Ellis Hobbs, 2001-02-03-04
 Darryl Hobson, 1979-80-81-82
 Sam Holden, 2002
 Van Holloway, 1971-72
 Jim Hollingsworth, 1921
 Duran Hollis, 2011
 Dean Hollrah, 1977
 Allen Holman, 1926
 Earl A. Holmes, 1913-15
 Larry Holton, 1966-67-69
 Alan Hood, 1983-84-85
 Charles Hood, 1930

Frank Hood, 1933-34
 Dave Hoover, 1961-62-63
 Dave Hoppmann, 1960-61-62
 Mike Horacek, 1993-94-95
 Brandon Horbach, 2014
 Aaron Horne, 2011-12
 Wayne Horras, 1952-53-54
 Anthony Hoskins, 1986-87-88
 H.S. Hough, 1910
 Don Houser, 1952-53
 Dick Howard, 1943-44-45-46
 Marcel Howard, 1998-99-00-01
 Ricky Howard, 2012
 Nick Howe, 2007
 Rick Howe, 1972-73-74
 Howard Howell, 1983
 Larry Howes, 1937
 Homer Hubbard, 1905-06-07-08
 Kevin Hudson, 1995-96-97
 Dick Huffman, 1945
 Rocky Hugee, 1978
 Brandon Hughes, 1990-91-92-93
 Eric Huhndorf, 1984-85-86
 Matt Hulbert, 2007-08
 Brandon Hunley, 2005-06-07-08
 D.A. Hunt, 1910-11-12
 Larry Hunt, 1971-72-73
 Kent Hunter, 1986
 R.L. "Buck" Hurst, 1910-11-12
 Chase Hurtig, 2009
 Mark Huston, 1972-73-74
 Rodney Hutchins, 1980-81-83

⇨I

T.J. Iles, 1913
 Ivan Impson, 1930-31-32
 Michael Ingram, 1980
 Terry Ingram, 1956-57-58
 Webster Intermill, 1930
 Harold Ireland, 1943
 David Irving, 2011-12-13
 Klarence Isler, 1975
 Tim Iversen, 1983-84-85

⇨J

Andrew Jackson, 1985-86
 DeAndre Jackson, 2003-04-05-06
 Hez Jackson, 1996-99
 Joe Jackson, 1983-84
 Michael Jackson, 1998
 Cal Jacobs, 1976-78-80
 Jason Jacobs, 1982-83
 Bob Jacobsen, 1949-50-51
 Steve Jacobsen, 1969-70-72
 Harry Jager, 1917
 Josh Jahlas, 2014-15-16
 Jerry Jaksich, 1973-74-75-76
 Kenneth James, 1979
 Ladislus Janda, 1916-19
 Darrell Jansonius, 1970
 Steele Jantz, 2011-12
 Paul Jarrett, 2001
 Brett Jarvis, 2005
 Vince Jasper, 1984-85-86
 Ramsey Jay, 1973-74
 Robert Jeanson, 1904-06-07



Stan Hixon



ALL-TIME LETTERMAN

Tim Jeffries, 1968-69
 Donnie Jennert, 2010
 Tim Jennings, 1992
 Bill Jensen, 1951-55
 Bob Jensen, 1945-46-47
 Brandon Jensen, 2011-12-13-14
 Howard Jensen, 1949-50
 Mike Jensen, 1980-81
 Joel Jensen, 1979-80
 George Jessen, 1979-80-81-82
 Jim Jessen, 1947-48
 Tony Johann, 1983
 Ed John, 1913-14-15
 Al Johnson, 1976-78-79
 Bailey Johnson, 2007-09-10
 Brandon Johnson, 2007-08
 Brian Johnson, 1977-78-79
 Bruce Johnson, 1945
 Cephus Johnson, 2002-03-04-05
 Dan Johnson, 1980-81
 Dwayne Johnson, 2002
 Harry Johnson, 1927-28-29
 Harvey "lock" Johnson, 1968-69-70
 J.V. Johnson, 1919
 Jamahl Johnson, 2016
 Leonard Johnson, 2008-09-10-11
 Lyell Johnson, 1916-17
 Mike Johnson, 2016
 Nick Johnson, 1959
 Randon Johnson, 1988
 Russell Johnson, 1993-94
 Sedrick Johnson, 2008-09-10
 Shontrelle Johnson, 2010-11-12-13
 Steve Johnson, 1977-78
 Steve Johnson, 2006-07
 Stevie Johnson, 2000
 Ted Johnson Jr., 1990
 Tiray Johnson, 2001
 Wendell Johnson, 1932
 Judge Johnston, 1987-88-89
 W.D. Johnston, 1907-09
 D.C. Jones, 1914-15-16
 Deshaunte Jones, 2016
 Ed Jones, 1914-15-16
 Edwin Jones, 1987
 Fred Jones, 1967-68-69
 Houston Jones, 2007-08-09
 Jarnor Jones, 2015-16
 Jeff Jones, 1973-74-75
 John Jones, 1904-05-06
 Marshall Jones, 1920
 Ray Jones, 1914
 Willie Jones, 1971-72-73
 Martin Jordan, 1928
 F.F. Jorgenson, 1901
 Nathan Jorgenson, 1997
 Ted Jormov, 1971-72-73
 Dick Joslym, 1944
 Willie Judd, 2000-01
 Chris Juhl, 1910-11

⇒K

Steve Karber, 1968-69-70
 Arthur Karr, 1915
 Tom Karr, 1972-73
 Dick Kasperek, 1963-65

Preston Kaufman, 2008-09-10
 Lance Keller, 1991
 Andrew Kelley, 2000
 Brett Kellogg, 2003-04
 John Kelly, 1969-71
 Earnest Kennedy, 1963-64-65
 Pat Kennedy, 1976-77-78
 Ken Keough, 1944
 Doug Keown, 1971-72
 Carl Kern, 1928-29
 Carl Kessle, 1922
 Lynn Kettleeson, 1964
 James Key, 1981
 Randy Kidd, 1961-62-63
 Ed Kimbrough, 1964
 Jeff Kincart, 1980
 Ben King, 1966-67-68
 Charles King, 1938
 Gary King, 1965-66
 Kip King, 1995-96-97-98
 Ray King, 1973-74-75
 Elmer Kingery, 1925-26
 Nile Kinnick Sr., 1913-14
 Mike Kirar, 1967-68-69
 Jaboh Kirkpatrick, 1939-40-41
 Everett Kischer, 1936-37-38
 Tom Kiska, 1986
 A.J. Klein, 2009-10-11-12
 Joseph Klerekoper, 2008
 Ray Klootwyk, 1946-47-48
 Bill Klug, 1926
 Cory Kluver, 1996-97-98
 Mike Knapp, 2008
 Dan Kneller, 1971-72-73
 Mark Kness, 1977
 Kemp Knighten, 1996-97-98
 Kyle Knock, 1999-00-01-02
 Werner Knoop, 1924
 Carl Knop, 1944-47
 Jake Knott, 2009-10-11-12
 Jim Knott, 1991-92-93-94
 Luke Knott, 2013-14-15
 A.B. Knox, 1905
 A.R. Knox, 1908
 Jim Knuth, 1979-80-82
 Randy Koch, 1975-76-78
 Ryan Kock, 2003-04-05-06
 John Koen, 1930
 Jamie Kohl, 1995-96-97-98
 Andy Kohler, 2002-04
 Tim Kohr, 1993-94-95-96
 Carter Kolkjer, 1943-44-46
 Scott Kollman, 1975-76-77
 Mark Konopka, 1992-93-95
 Paul Konrad, 1973
 Harold Kornbaum, 1950
 Kip Koski, 1964-66
 Brent Kouba, 1991-92
 Gene Kowalski, 1952-53
 J.H. Kraft, 1909
 Merv Krakau, 1970-71-72
 Holden Kramer, 2014-15
 Harry Kraus, 1944-46
 H.R. Kreger, 1894
 Ed Krewok, 1927-28
 Keith Krepfle, 1971-72-73

Todd Krieger, 1983-84
 Austin Krick, 2013
 Wilbur Kroeger, 1934
 Nick Kron, 2012-13
 Milton Kubicek, 1928
 Daniel Kuehl, 2010
 Matt Kuhns, 1990
 John Kulp, 1928
 Ernest Kun, 1963-64
 Dennis Kushlak, 1965

⇒L

Cleyon Laing, 2010-11-12
 Jamison Lalk, 2012-13-14
 Ben Lamaak, 2007-08-09-10
 E.W. Lambert, 1906-07-08
 Guy Lambert, 1907-08
 Jeff Lambert, 1983-85
 Mike Lamberto, 1966-67-68
 Prentis Lamont, 1958
 Ray Lampman, 1907
 Bob Lamson, 1926-27
 Chuck Lamson, 1958
 Jean Lange, 1939-40-41
 Joel Lanning, 2015-16
 Bill Larkin, 1975
 Mike Larsen, 1975
 C.H. Larson, 1923
 Craig Larson, 1958
 Elmer Larson, 1928
 Eugene Larson, 1924
 Jim Lary, 1956-57
 G.M. LaSourd, 1909
 B.J. Lattimer, 1911
 Jake Lattimer, 2010-11
 Chuck Latting, 1956-57
 Clarence Laubenfels, 1917
 Louis Laughlin, 1920-22
 Dean Laun, 1946-47-48-49
 Don Laun, 1946-48-50
 Perry Laures, 1984-85
 F.W. Law, 1907-08
 Brett Lawrence, 1983-84-85-86
 Dainein Lawry, 2014
 Allen Lazard, 2014-15-16
 Anthony Lazard, 2015-16
 Kevin Lazard, 1990-91-93
 Jeff Leaders, 1986
 Andy Leaders, 2004
 Mike Leaders, 1977-78-79
 Nick Leaders, 2002-03-04-05
 Mickey Leafblad, 1976-77-79
 Frankie Leaks, 1981-82
 Bobby Leath, 2015
 Bill Lechtenberg, 1939-40
 Bob Lechtenberg, 1940-42
 Andre Lee, 1996-97-98
 Darius Lee-Campbell, 2016
 Devin Lempke, 2013
 Greg Lempke, 1978
 Robert Lendino, 1988
 Doug Lenth, 2003-75
 Josh Lenz, 2009-10-11-12
 Tyler Leo, 2011
 Les Leonard, 1975
 Alex Leslie, 2014

John Less, 1978-79-80
 Jack Lessin, 1951-52-53
 Marcus Lester, 1986
 Kurt Levetzow, 1995-96-97
 Curtis Livingston, 1983
 Braxton Lewis, 2016
 Cal Lewis, 1965-66-67
 Clarence Lewis, 1895
 Henry Lewis, 1971-72-73
 LaVerne Lewis, 1939-40-41
 Robert Lewis, 1998-99
 Kyle Lichtenberg, 2010-11-12-13
 Magnus Lichter, 1932-33
 Keevin Ligon, 1978
 Marc Lillibridge, 1992-93-94
 Dick Limerick, 1961-62-63
 F.S. Linbach, 1920
 Mike Lincavage, 1993-94-95-96
 Harry Lindblom, 1926-27-28
 Nick Linder, 2001-02-03
 Larry Lindgren, 1945
 Fred Lingenfelter, 1932-21
 Jeff Lingren, 1978-79
 Herb Linn, 1975
 Cedric Linwood, 1991-93-94
 Greg Liter, 1983-84-85-86
 Gary Little, 1972
 Steve Little, 1981-82-83-84
 Royal Lohry, 1940-41-42
 Jarrett Lollis, 1998-99
 William Lomax, 1927
 Ray Lombard, 1907
 Steve Loney, 1973
 Darren Longshore, 1981-82
 Roy Longstreet, 1922-23-24
 Tom Lorenz, 1968-69-70
 Donn Lorenzen, 1954-55
 Jerry Lorenzen, 1979-80-81-82
 Ralph Losee, 1956-57-58
 Ben Loth, 2013
 Dean Loucks, 1917
 Lloyd Lounsbury, 1929
 Cris Love, 2003-04
 Earl Lowe, 1921
 Clint Loy, 1979
 Jeremy Loyd, 2001-02
 Vernon Loyd, 1934
 Jim Luebbers, 1982-83-84-85
 Wayne Lueders, 1963-64-65
 Gabe Luna, 2016
 Fred Lutjens, 1927-28
 Brian Lutter, 2004
 Gary Lutz, 1953-54
 Glenn Luymes, 1948
 Fred Lyford, 1895
 Jason Lyftogt, 1999-00-01
 Chris Lyle, 2007-08-09
 Wayne Lyles, 1974
 Ken Lynn, 2013-14
 R.A. Lyman, 1906
 Jim Lyons, 1954-55

⇒M

Ira Mabie, 1905
 John Machado, 2006
 Victor Mack, 1978-79-80



ALL-TIME LETTERMAN

Norm Madson, 1943
 Roosevelt Maggitt, 2009-10, 2012
 Rick Magill, 1977
 Craig Mahoney, 1987-88-89-90
 Grant Mahoney, 2008-09-10-11
 H.A. Maine, 1898-99
 Mike Malloy, 1989-91
 Dick Mann, 1951-52
 Aaron Manning, 1985-86
 Taylor Mansfield, 2008-09-10
 Craig Manske, 1976
 Duane Marcellus, 1960
 Joe Marconi, 1970-71
 Jim Marks, 1945
 Larry Marquardt, 1971-72-73
 Bill Marsau, 1996-97-98-99
 Leo Marshall, 1958-59
 Bill Martin, 1956-58
 Bobby Martin, 1972
 Charles Martin, 1956-58
 Dan Martin, 1981-82-83
 Dave Martin, 1986-87
 Eric Martin, 1994
 George Martin, 1932
 Bob Martinson, 1970-71-72
 Terry Martinson, 1972-73
 Tom Mason, 1974-75
 W.D. Mason, 1899
 Bob Matey, 1969-70-71
 Bob Matheson, 1950-51-52
 Floyd Mattison, 2011
 Homer Mattison, 1913-14
 Mark Matuscak, 1984
 George Maurer, 1964-65-66
 Channon Mawdsley, 1984-85-86
 Elmer May, 1953-54
 Dave Mayberry, 1965-66-67
 Frank Mayer, 1923-24-25
 Antonio Mays, 1996
 Anthony Mayze, 1984-85
 J.M. McAvinchey, 1921
 Dan McAvoy, 1968
 Jon McCCarthy, 1974
 Jim McCaulley, 1954-55
 Larry McCaulley, 1978-79
 E.G. McClere, 1899
 Todd McClish, 1991-92
 Ed McCoy, 1909-10
 Bill McCue, 1981-82-83-84
 Dave McCurry, 1970-71-72
 Herb McDermott, 1949-50-54
 Dennis McDonald, 1969-70-71
 Roy McDonald, 1910-11-12
 Everett McDonnell, 1914
 Jake McDonough, 2010-11-12
 Shamus McDonough, 1979-80-81-82
 Devin McDowell, 2007-08
 Ralph McElhinney, 1904-05-06-07
 Dick McFarland, 1917
 Roy McFarland, 1973-74-75-77
 Jerry McGlynn, 1948-49-50
 John McGonegle, 1962
 LaVerne McGraw, 1940-41-42
 M.W. McGuire, 1918
 Azel McClrath, 1919
 Tyrone McKenzie, 2006

E.G. McKibbin, 1920
 John McKillop, 1971-72-73
 Harold McKinley, 1913-14-15
 Mike McKnight, 1999-00
 E.M. McLaughlin, 1894
 James McMillion, 1989-91-92-93
 H.L. McRoberts, 1910
 Gilbert McQuern, 1932
 Cliff McTaggart, 1920
 Brett Means, 1969-70
 Nate Mechaelsen, 2007
 Greg Meckstroth, 1978
 Ralph Meckstroth, 1978
 Brett Medders, 2014
 Howard Medin, 1939
 Bryce Meeker, 2016
 Royal Meeker, 1895-96-97
 Alton Meeks, 2014
 Chris Mehring, 2007
 John Meis, 1977-78
 Bill Melham, 1920
 Bob Meling, 1956
 Mel Meling, 1949-50-51
 Bob Mellgren, 1951-52
 E.A. Mellinger, 1895
 Collin Menard, 2002-03
 Euseph Messiah, 2007-08
 Don Metcalf, 1956-57
 Bret Meyer, 2004-05-06-07
 Jim Meyer, 1979-80-81-82
 Robert Meyer, 1955
 Chuck Meyers, 1980-81-82-83
 Joe Meyers, 1895
 Mitchell Meyers, 2013-14-16
 Ivory Mhoon, 1993-94
 B.O. Mickelson, 1939-40
 Harold Miller, 1933-34-35
 Jevohn Miller, 2011-12-13-14
 John Miller, 1926-27
 Merritt Miller, 1940
 Rich Miller, 1978-79-80-81
 Sherman Miller, 1972-73-74
 Todd Miller, 1990-92-93
 Todd Miller, 2002-03-04
 Tom Miller, 1976
 Brian Mills, 2014-15-16
 M.A. Mills, 1905
 Dan Milner, 1990-91-92
 Robbie Minor, 1983-84-86
 Ben Mitchell, 1986-87-88
 Dick Mitchell, 1935
 Drew Mitchell, 2010
 Jack Mitchell, 1996
 Les Mitchell, 1970-72
 Byron Moad, 1913
 Jim Moeller, 1960
 John Moen, 1930
 Bob Montgomery, 2000-01-02-03
 David Montgomery, 2016
 D'Vario Montgomery, 2014-15
 Jamaal Montgomery, 2000-01-02-03
 Larry Montre, 1960-61-62
 Bob Moody, 1938-39
 Barry Moore, 1981-82-83-84
 Chris Moore, 1985-86-87
 Jedd Moore, 2000

Kelvin Moore, 1995
 Moses Moore, 1971-72-73
 Rich Moore, 1987-88
 Troy Moore, 1988-89-90
 Shawn Moorehead, 2004-05-06
 Reggie Moorer, 1999
 Erhard Moosman, 1952-53
 C.J. Morgan, 2011-12
 Paul Morin, 1937-38
 Cory Morrissey, 2012-13-14
 Jim Morrison, 1920-21
 Jim Morse, 1997-98-99
 Bernard Mortensen, 1943
 John A. Mortimer, 1952
 John R. Mortimer, 1961-62-63
 Ed Morton, 1974
 Matt Morton, 2009-10-11-12
 Andrew Moser, 1999-01
 Nik Moser, 2002-03-04-05
 Jerry Moses, 1972-73
 Jerry Moses Jr., 1998-99-00
 Milan Moses, 2004-05-06-07
 Durwood "Dury" Moss, 1914-15
 Al Moton, 1977-78
 Jim Mraz, 1971
 Ernest Muehler, 1938
 Chuck Muelhaupt, 1954-55-56
 Patrick Mulcahy, 2011
 Willie Muldrew, 1966-67-68
 Greg Mullah, 1970-71-72
 R.G. Mullen, 1914
 Dick Muller, 1969
 Dave Munger, 1956-57-58
 Geary Murdock, 1970-71-72
 Marchie Murdock, 2016
 J.L. Murphy, 1908
 John Murphy, 1954-55-56
 Benn Musgrave, 1980-81-82-83
 Chris Mussman, 1987-88-89-90
 T.J. Mutcherson, 2013-14
 Tendai Muyengwa, 1994
 Bill Myers, 1947-48-49
 Doug Myers, 1982-83
 Jim Myers, 1948

⇨N

Clarence Nagel, 1912-14
 Gordon Nagel, 1929-30-31
 Sheldon Napastuk, 1993-94-95-96
 Eric Nasstrom, 1990-91
 W.L. "Spike" Nave, 1923-24
 Adam "Jud" Neal, 1917-19
 Brian Neal, 1977-78-80-81
 Patrick Neal, 2008-09-10-11
 Tom Neal, 1934-35-36
 DeVondrick Nealy, 2012-13-14
 Kenny Neil, 1977-78-80-81
 Arthur Nelson, 1917
 Bervin Nelson, 1954
 Jay Nelson, 1983
 Jim Nelson, 1977
 Karl Nelson, 1979-80-81-82
 L.A. "Bat" Nelson, 1906-07-08
 Mort Nelson, 1950-57
 Rony Nelson, 2011-12
 Scott Nelson, 1981-82-83

Truman Nelson, 1929-30
 Cole Netten, 2013-14-15-16
 Harry Neyenesch, 1922-23
 Dwight Nichols, 1952
 Dwight Nichols, 1957-58-59
 Floyd Nichols, 1930
 T.E. Nichols, 1902
 Walter Nickel, 2005-06
 Sylvester Nickerson, 1986-87-88
 Dick Niemann, 1982
 Tim Niggeling, 1984
 Jim Nissen, 1978-79-80
 Matt Nitche, 1990-91-93-94
 Joe Noble, 1943-44
 Frank Nolte, 1929-30-31
 Dean Norman, 1948-49
 Ron Norman, 1942-46-47
 Graston Norris, 1993-94-95-96
 Reggan Northrup, 2015-16
 Harold Nowlin, 1920-21
 Kene Nwangwu, 2016

⇨O

Bret Oberg, 1988-89
 Marv Oberg, 1934
 Mike O'Brien, 1996-97
 Dustin Ochs, 2002
 Mike O'Connell, 2007-08-09-10
 Duane Ohrt, 1974
 Herb Ohrt, 1932
 Bryan Ollie, 2000-01-02-03
 Brent Olsen, 1992
 Bob Olson, 1950-51
 Dana Ormer, 1947-48-49
 Oni Omolie, 2013-14
 James O'Neal, 1997
 Ron Onopa, 1963
 R.E. Orr, 1919
 Dell Osborne, 1971-72-73
 Merrill Osborne, 1938-39-40
 Ron Osborne, 1979-80-81-82
 Kelechi Osemele, 2008-09-10-11
 Jared Otto, 2003
 Carl Ours, 1928
 Rob Overton, 1973-74
 Fred Owen, 1899
 Larry Owens, 1940
 Todd Oxley, 1985

⇨P

Roscoe Packer, 1914-16
 Tom Padjen, 1973
 Carl Paetz, 1944-45-46
 Will Paige, 1916-19
 Cyril Palm, 1922-24
 Cloyce Palmer, 1952-53
 Denny Palmer, 1954
 Mike Palmer, 1969-70
 Joe Palmisano, 1973-74-75
 Steve Paris, 2002-03-04-05
 Jacob Park, 2016
 Foster Parker, 1897
 Rashawn Parker, 2006-07-08-10
 Joe Parentier, 1955-96-97-98
 Tom Parrish, 1962
 Jason Parrott, 1998



ALL-TIME LETTERMAN

Will Parsons, 1896
 Win Parsons, 1895-96
 Alan Patten, 1986-87-88
 Sundiata Patterson, 1990-91-92
 Dick Paukert, 1964-65
 Lawrence Paulson, 1947-48-49
 D'Andre Payne, 2016
 Michael Payne, 1979-80
 Bob Pearson, 1943
 Terry Pearson, 1957
 Brian Peavy, 2015-16
 Chris Pedersen, 1989-90-91
 Gary Pedersen, 1988-90
 Scott Pederson, 1977
 Kory Pence, 2002-04-05
 Chuck Penn, 1973
 Alex Perez, 1959
 Duke Perfect, 1997
 Wayne Perr, 1967
 A.C. Perrin, 1904
 Lenzy Perrine, 1974-75-76
 Tom Perticone, 1976-77-78
 Levi Peters, 2013-14-15
 Luke Petersen, 1997
 Troy Petersen, 1991-92-93-94
 Tyler Petersen, 2011
 Carl Peterson, 1928
 Stan Peterson, 1943
 Rich Petrovich, 1993
 Gerry Petsch, 1974-76
 F.H. Pfautz, 1912
 John Pflum, 1945
 Hans Pfund, 1911-12
 Gene Phelps, 1944-45
 Jaypee Philbert, 2015
 DeAndre Phillips, 2000-01
 Henry Philmon, 1953-54-55
 F.A. Pielsticker, 1903
 Bob Pierson, 1943
 Dale Pierson, 2014
 Ken Pigott, 1964
 M.A. Piper, 1917
 Dave Pittman, 1970-71-72
 Greg Pittman, 1975
 Milton Pitts, 1985-86
 L.W. Plager, 1906
 Bill Plantan, 1952-53
 Adam Ploog, 1998
 Ron Pohl, 1956-57-58
 Andrius Poncius, 1956-57
 Fred Poole, 1934-35-36
 Don Popriolo, 1984-85
 Mike Posey, 1983-84
 Dan Potempa, 1998
 John Pottebaum, 1948
 Jimmy Potter, 1974
 Tom Potter, 1968-69-71
 Harold Potts, 1954-55
 Henry Poullard, 2002-04
 Frank Powell, 1956-57
 Lester Powell, 1913
 Jamarcus Powers, 1998-00
 Steve Powers, 1968-69
 Tom Powers, 1972-73-74
 Carroll Preston, 1944
 Guy Preston, 1974-75-77-78

Carl Proto, 1960-61-62
 Angelo Provenza, 1994-95
 Ron Puetzman, 1992
 Ed Pundt, 1966-67
 Matt Purvis, 2006-07
 Jim Pusch, 1945
 Jason Putz, 1993-94-95

⇨ Q

Brian Quarrie, 1970
 John Quinn, 1977-79-80-81

⇨ R

Tom Radke, 1995-96-97
 Doug Ragaller, 1992-93-94
 David Rahe, 2005-06
 Matt Rahfaldt, 1994-95-96-97
 Andrae Rainey, 2001
 Sam Ramensofsky, 1963-64-65
 Howard Ramsey, 1919
 Tom Randall, 1974-75-76-77
 Jimm Randolph, 1975
 Josh Rank, 1998
 James Ransom, 1979-80-81-82
 Ed Rasmess, 1923-24-25
 Ned Rasmussen, 1980-81-82
 Larry Ratigan, 1988-89-90-91
 John Raven, 2007-08-09
 Jim Rawley, 1951-52-53
 Charles Rawn, 1942
 James Reed, 1997-98-99-00
 Ralph Reese, 1944
 J.J. Reeve, 1910
 Lou Reeve, 1912-13-14-15
 Jeremy Reeves, 2009-10-11-12
 Brian Reffner, 1985-86
 Matt Rehberg, 1987-89-90-91
 Ted Reimer, 1967-68
 Bruce Reimers, 1979-81-82-83
 Steve Renfrow, 1987
 Greg Rensink, 1977
 Phil Reppert, 1906-07-08
 Gordon Reupke, 1936-37-38
 Darius Reynolds, 2009-10-11
 Preston Rhamy, 1994-95-96-97
 Jake Rhoads, 2015
 Dan Rice, 1952-53
 S.O. Rice, 1895
 Tom Rice, 1894
 Randy Richards, 1983-84-85-87
 Steve Richards, 1968
 Bob Richardson, 1970-71
 Jamaal Richardson, 2016
 Sam Richardson (QB), 2012-13-14
 Sam Richardson (DB), 2012-13-14
 Cliff Rick, 1958-59-60
 Scott Rickard, 1999-00
 A.L. Rickert, 1957
 Paul Ridder, 1972-73
 Jim Riding, 1944-45-46
 Lester Ridley, 1991-92
 I.S. "Zeke" Riggs, 1920-22
 Horace Ringheim, 1909-10-11
 Fred Rippel, 1955-56
 Tom Roach, 1978-79-80-81
 Guy Roberts, 1899

Guy T. Roberts, 1922-23-24
 H.L. Roberts, 1910
 Hugh Roberts, 1936
 Lawrence Roberts, 1991
 Mike Roberts, 1983-84-85
 Marcus Robertson, 1987-88-89-90
 Matt Robertson, 2003-04-05
 Shane Robertson, 1991-92
 Alexander Robinson, 2007-08-09-10
 Dan Robinson, 1967-68
 Doug Robinson, 1965-66-67
 Willie Robinson, 1965-66
 Bill Robitaille, 1959
 Otis Rodgers, 1975-76
 Terron Rodgers, 1980-81
 Hiram Roe, 1932-33
 Orrie Roe, 1927-29
 Clarence "Buck" Rogers, 1934
 Charlie Rogers, 2013
 Glover Rogers, 1974-75-76
 Grant Rohach, 2013-14
 Bob Rohwedder, 1951-52-53
 Harley Rollinger, 1945-46-47
 Tom Rosolon, 1976
 David Rom, 1977
 Michael Romey, 2011
 V.H. Rempel, 1920
 Sage Rosenfels, 1997-98-99-00
 Dennis Ross, 1985-86-87-88
 Oliver Ross, 1997
 James Roster, 1951
 Mark Rothacker, 1948-49-50
 Andre Roundtree, 1973-74
 Matt Rouse, 1989-90-91-92
 Gene Rowell, 1976
 Dale Rowley, 1992-93-94-95
 Ahthyba Rubin, 2006-07
 Terry Rubley, 1977-78-79
 Carl Rudi, 1927-28
 Stephen Ruempholmer, 2008-09-10-11
 Rudy Ruffolo, 1995-96-97

Justin Rumble, 2008-09
 Jim Ruprecht, 1979-80
 Adam Runk, 1998-99-00-01
 Rowland Rushmore, 1935-36-37
 Rod Rust, 1947-48
 De'Monte Ruth, 2015-16
 Hiawatha Rutland, 2000-01-02-03
 Brandon Rutledge, 1996
 I.C. Rutledge, 1907-08
 R.L. Rutledge, 1910-11
 Maurice Ryan, 1941-42
 Trevor Ryen, 2015-16
 Matt Rysavy, 1995-96-97

⇨ S

Craig Sabatini, 1972
 Erwin Sadanowiz, 1959
 Cecil Saddoris, 1931
 Brett Sadek, 1986-87
 Evan Sage, 1923
 Lee Sage, 1974
 Mike Sakalas, 1994-96
 Tom Salerno, 1968-69-70
 Ted Sandberg, 1950
 Ken Sandbloom, 1986
 Clyde Sanders, 1998
 Lyman Sanders, 1922-23
 Tim Sanders, 1993-94-95
 Clive Sands, 1975
 Zac Sandvig, 2007-08-09-10
 Adam Sansale, 2001
 C.G. Saurberg, 1908
 Jason Scales, 2004-06-07-08
 Dick Scesniak, 1959-60-61
 Dick Schafroth, 1965-66
 Ed Schafroth, 1931-32-33
 Harold Schafroth, 1934-35-36
 Charles "Bud" Schalk, 1941-42
 K.W. Schalk, 1913
 Louis Schalk, 1916-17-18
 John Scheldrup, 1956



Dennis Ross



ALL-TIME LETTERMAN

Matt Scherbring, 2003
 Ed Schillmoeller, 1950-51-52
 Ed Schlenker, 1927-28-29
 Tom Schmeling, 2006-07
 Derec Schmidgall, 2007-08-09
 Harry Schmidt, 1922-23-24
 Mal Schmidt, 1949-50-51
 Eric Schmitz, 2002-03
 Fred Schneider, 1946
 Walt Schneider, 1980-81
 Maury Schnell, 1949-50-51
 Bastian Schober, 2006
 Jon Schnoor, 1990-91-92
 George Schoel, 1942-46
 Gerald Schoendfelder, 1957-59
 William Scholty, 1899-01
 Carl Scholz, 1919-20
 Floyd Schooloy, 1920-21
 Greg Schoon, 1995-96-97
 Keith Schrage, 1985-86
 Landon Schrage, 2004-05
 Larry Schreiber, 1961-62
 Curt Schroeder, 2001
 Keith Schroeder, 1969-70-71
 Ben Schuler, 1901
 Paul Schulte, 1988-89-90-91
 Tom Schulting, 1986-87
 Scott Schulz, 1991-92
 Don Schulze, 1954
 Jeremiah Schwartz, 2009
 Mike Schwartz, 1976-77-78-79
 Ron Schwartz, 1956
 John Schweickert, 1956
 John Schweizer, 1970-71-72
 Harold Schweppe, 1928
 Patrick Scoggins, 2016
 A.B. Scott, 1901
 A. Floyd Scott, 1912
 Anthony Scott, 1991-92-93-94
 Cliff Scott, 1909-10
 Walker Scott, 2006
 Willie Scott, 2011-12-13
 Jack Seabrooke, 1977-78-79-80
 Bob Seabury, 1939-40-41

Brian Seda, 2016
 Scott Seeliger, 1971
 Kane Seeley, 2013-14-15-16
 Kenny Segin, 2002-03-04
 Don Seibold, 1942-43-46
 Wayne Seibold, 1947-48
 Marv Seiler, 1990-91-92
 Bob Sennewald, 1951
 Sam Seonbuchner, 2016
 Mark Settle, 1975-76-77
 Gage Shaeffer, 2012-13
 Mel Shanda, 1943
 Mike Shane, 1987-88-89
 Willis Shaner, 1950
 E.P. Sharp, 1909
 R.G. Shaum, 1895
 Ralph Shawhan, 1926
 Norville Shearer, 1932
 Terry Sheffey, 1985-86
 Bill Shellabarger, 1972
 Casey Shelton, 2001-02-03
 Bill Sherman, 1927
 Bob Shibley, 1952
 Clarence Shiflet, 1944
 Mike Shindelar, 1982-83
 Reggie Shoemake, 1970-71
 Harold Shoemaker, 1917
 Burt Shoen, 1942
 Jeff Shudak, 1987-88-89-90
 Eddie Shufford, 1997
 Clyde Shugart, 1937-38
 Harold Shugart, 1947
 Paul Shupe, 1951-52-56
 Henry Simon, 2011-12
 Jeff Simonds, 1966-67-68
 David Sims, 2009-10
 Keith Sims, 1985-86-88-89
 Herb Sinds, 1922
 Chris Singleton, 2005-06-07-08
 Vernon Singleton, 1984
 W.L. Sink, 1921
 Doug Skartvedt, 1990-91-92-93
 Paul Skartvedt, 1994-95-96
 Vern Skripsky, 1968-69

Kyle Slika, 2009
 Nick Slobodsky, 2007-08
 A.C. Sloss, 1911
 John Sloss, 1915-16
 Ryan Sloth, 1998-99-00
 Bob Smith, 1929-30-31
 Dick Smith, 1933
 Donnie Smith, 1992
 Forry Smith, 1974-75
 G.A. Smith, 1899
 Gerald Smith, 1931-32-33
 Greg Smith, 1978-79
 H.M. Smith, 1904-05
 Harold Smith, 1922-23
 Holloway Smith, 1926-27
 James Smith, 2006-07-08-09
 Jesse Smith, 2006-07-08-09
 Jim Smith, 1950
 John Smith, 1983-85-86-87
 Johnny Smith III, 2000-01-02-03
 Corey Smith, 2003-05
 Kyle Smith, 2005
 Sean Smith, 2008, 2010
 Tom Smith, 1938-39-40
 Tyson Smith, 2000-01-02-04
 W.A. Smith, 1909-10
 Dave Smoldt, 1981-83-84
 Elwin Snell, 1935
 Roy Snell, 1968-69
 Lon Snook, 1967
 Jim Snyder, 1922-23
 Tony Sobers, 1978
 John Sokol, 1940
 John Solomon, 1975-76-77
 Jim Solus, 1978
 Quinn Sonntag, 2016
 Jon Soucek, 1966
 Tom Southard, 1947-48
 Mike Sparks, 1991-92-93-94
 Oliver Sparks, 1955-56
 Roger Spaulding, 1957
 Maynard Spear, 1929-30
 Marcel Spears, 2016
 Ralph Spears, 1940
 Zack Spears, 2011
 Jon Spelman, 1959-61
 Lee Spence, 1952
 Chris Spencer, 1990-91-92
 Al Spindler, 1945
 Jack Spreen, 2014-15-16
 B.J. Spysma, 1993-94-95
 Jeff St. Clair, 1994-95-96
 Cody Stafford, 2003
 Al Staidl, 1968
 Jeff Stallworth, 1979-80-81
 Rob Standard, 2013
 Don Stanley, 1966-67
 Wayne Stanley, 1973-74-76
 Kyle Starcevich, 2016
 Otto Starzinger, 1901-02
 Tom Stawniak, 1984-85-86-87
 Bradd Steckmesser, 1971
 G.L. Steelsmith, 1896
 Ray Steffy, 1961-62
 Jim Stehbens, 1959
 Charles Steimle, 1962-63

Andy Stensrud, 1997-98-99-00
 Maynard Stensrud, 1974-75-76
 Mike Stensrud, 1974-76-77-78
 Reggie Stephens, 2006-07-08-09
 Scott Stephenson, 2005-06
 Shawn Stevens, 1977
 S.W. Stevens, 1900-01
 Bob Stevenson, 1928
 Glen "Bus" Steward, 1949-50
 Lincoln Stewart, 1939-40-41
 Ty Stewart, 1991-92-93-94
 Al Stoecker, 1937
 Rob Stoffel, 1974-75-76
 Cliff Stokes, 2012-13
 Tim Stonerook, 1978-79-80
 Tom Stonerook, 1976-77-78
 Dennis Storey, 1965-66-67
 Brad Storm, 1972-73-74
 Don Stouffer, 1904-05-06
 P.L. Stow, 1914
 Otto Stowe, 1968-69-70
 Mike Strachan, 1972-73-74
 Lee Straight, 1931
 Matt Straight, 1993-94-95
 Max Strain, 1970
 Eli Strand, 1963-64
 Bill Strickler, 1908
 Paul Strohmam, 1950-54
 Cale Stubbe, 2002-03-04
 Dick Stuber, 1953
 Lloyd Studniarz, 1977-78-79-80
 Jim Stuelke, 1954-55-57
 Steve Sturek, 1959-61
 Hughes Suffren, 1985-87
 Paul Sullivan, 1959-61
 Lamar Summers, 1979-81
 RJ Sumrall, 2005-06-07-08
 Jim Sutherland, 1948
 Terry Sutton, 1970-71
 Mike Swale, 1952
 John Swan, 1915
 Ron Swanson, 2016
 Jim Sweeney, 1977-78-79
 Homer Sweet, 1922
 Larry Switzer, 1962-63
 Franz Swoboda, 1929-30-31
 Matt Swoyer, 2014-15
 Martinez Syria, 2014
 Kamari Syrie, 2014

⇄ T

Wendell Taiese, 2015
 Joe Tarr, 1899
 Simon Tarr, 1898
 Michael Tate, 2008
 Bill Taylor, 1939
 Matt Tau'fouo, 2010-11
 Sam Tautolo, 2011-12
 Grady Taylor, 1939
 Kurtis Taylor, 2005-07-08
 Michael Taylor, 1984-85
 Norm Taylor, 1962-63-64
 Trent Taylor, 2014
 Wilford Taylor, 1911
 Tim TeBrink, 2001-02-03-04
 R.W. Tedrick, 1904



Jack Seabrooke



ALL-TIME LETTERMAN

Rudolph Tegland, 1928-29-30
 Ed TeHeltrup, 1910
 George Tellier, 1908
 H.O. Tellier, 1901-02-03
 Harold Templeton, 1931-32
 Wilfrid Tener, 1902-03-04
 John Tenges, 1945
 Ray Tenhoff, 1941
 Mike Terrizzi, 1970-71
 Wayne Terry, 2003
 Weldon Thalacker, 1952-53-54
 Nigel Tharpe, 1997-98-99-00
 Home Thayer, 1916
 Starr Thayer, 1905-07
 Don Theophilus, 1932-33-34
 Paul Thibodeaux, 1985-87-88-89
 Bob Thomas, 1968
 Clint Thomas, 1993-94
 Dean Thomas, 1942
 Ernie Thomas, 1982
 Jack Thomas, 1973-74
 Jhaustin Thomas, 2015-16
 Joshua Thomas, 2015
 Kirk Thomas, 1983-84-85
 Leonard Thomas, 1940
 Norm Thomas, 1925-26
 Steve Thomas, 1982-83
 Terry Thomas, 1996
 Matt Thomas, 2013-14
 A.J. Thompson, 1904
 Brian Thompson, 2002-03
 E.J. Thompson, 1911
 F.E. Thompson, 1916
 Jim Thompson, 1984
 Jim Thompson, 1992-93-94
 Ricky Thompson, 2008
 Ron Thompson, 1952-53
 Tyease Thompson, 2004
 Al Thornburg, 1923-24-25
 Spencer Thornton, 2012-13-14
 Lee Tibbs, 2007
 Kim Tidd, 1952-53-54
 Joe Tiernan, 1913
 Jerome Tiller, 2009-10, 2012
 Jack Tilles, 1957
 John Tillo, 1948-49-50
 Marc Timmons, 2000-01-02-03
 Brandon Tinlin, 2007
 Howard Tippee, 1943
 Obert Tisdale, 1968-69-70
 Clyde Titus, 1951
 Lowell Titus, 1949-50
 John Tjaden, 2006
 Gabe Toft, 1994
 Lawrence Tollenaere, 1943
 Harry Toom, 1926
 Paul Trauger, 1928-29-30
 Merlin Trausch, 1965
 John Travis, 1926
 J.G. Treloar, 1921
 Russ Trenary, 1939
 Vernell Trent, 2014-15-16
 Nigel Tribune, 2013-14-15-16
 Jack Trice, 1923
 Darrin Trieb, 1986
 Paul C. Troeger, 1909

Ken Trommler, 1943
 Ron Troyan, 1980
 Mike Tryon, 1975-76-77
 George Tsotsias, 1989-90
 Demond Tucker, 2015-16
 Frank Tucker, 1916-19
 Tony Tucker, 1984-85
 Tyrone Tucker, 2000
 T.J. Tuetken, 1999
 Ethan Tuftee, 2011-12-13
 Ted Tuinstra, 1965-66
 Ab Turner, 1998-99-00
 Charles Turner, 1920
 Geoff Turner, 1994
 Paul Turner, 1982
 Ray Tweeten, 1954-55
 John Tyson, 1958
 Mike Tyson, 1973

⇨U

Edwin Uhl, 1913-14-15
 Chris Ulrich, 1992-93
 Charles Turner, 1920
 Bill Unsderfer, 1933
 John Usmial, 1970
 Bob Utter, 1990-92-93

⇨V

John Valasa, 1975
 Dick Valentine, 1930
 Caleb Van Cleave, 2004
 Matt Van Dyke, 1979
 Larry Van Der Heyden, 1958-59-60
 Kirby Van Der Kamp, 2010-11-12-13
 Tom Van Dyke, 2012
 V.B. Vanderloo, 1917-18-19-20
 Luke Vander Sanden, 2002-03-04
 Tim Van Galder, 1964-65-66
 Trent Van Hoosen, 1985-87-88-89
 Kevin Van Meter, 1977
 John VanSicklen, 1962-63-64
 Doug Van Sloten, 1983-84-85
 Joe Vanstrom, 2007-08
 Kyle Van Winkle, 2006
 Tom Vaughn, 1962-63-64
 Evan Vencil, 2008
 Hugh Vickerstaff, 1937-38
 Lou Viecegli, 1978-79-80
 Boyd Viers, 2003-04
 Ralph Vincent, 1910-12
 Lindsay Vinsel, 1938-39
 Howard Voelker, 1944-45
 Bob Voetberg, 1950-51
 Henry Vogelman, 1959
 Craig Volkens, 1974-76-77
 Charles Vondra, 1986-87-88-89
 Greg Vondrak, 1972
 Ron Vorwald, 1973
 Terry Voy, 1966-68

⇨W

Michael Wade, 1980-81-82-83
 J.D. Waggoner, 2015-16
 Michael Wagner, 2000-01-02-03
 Rex Wagner, 1943-44
 Ron Wagner, 1980
 Al Waite, 1935-36-37

Anthony Walker, 2007
 Derrick Walker, 1999-00
 George Walker, 1980-82-83-84
 Kyle Walker, 2009
 R.A. Walker, 1899
 Shawn Walker, 1989-90-91-92
 Walter "Bo" Walker, 1952
 Joe Wall, 1911
 Leigh "Polly" Wallace, 1917-20-21
 Seneca Wallace, 2001-02
 Andy Waller, 1968-69
 Marv Walter, 1955-56-57
 Ray Walter, 1955
 Ron Walter, 1959-60
 Derek Walters, 2003
 Charles Walton, 1961-62
 Dave Ward, 1990
 Marv Warden, 1902-03-04-05
 John Warder, 1967-68
 Steve Wardlaw, 1970-71
 Hussein Warmack, 1989-90-93
 Roger Warne, 1979-81
 Meredith Warner, 1943-44
 Curtis Warren, 1986-88
 Mike Warren, 2015-16
 Chris Washington, 1980-81-82-83
 Jacques Washington, 2010-11-12-13
 Jerry Washington, 1977-78
 Tony Washington, 1968-69-70
 Glenn Waterhouse, 1993
 Jeff Waters, 1988-99
 Dan Watkins, 1989-90-91-92
 Thaddeus Watkins, 1980
 Tom Watkins, 1958-59-60
 Ty Watley, 1996-97
 Al Watson, 1983-84-85
 Jansen Watson, 2010-11-12-13
 Cleal Watts, 1923
 Tom Watts, 1904
 Jared Weaver, 2014
 Don Webb, 1958-59-60
 John Webb, 1919-20
 Ralph Weber, 1929
 Vic Weber, 1946-47
 Les Webster, 1965-66-67
 Bill Weeks, 1948-49-50
 Mark Weidemann, 1980
 Steve Weidemann, 1977-78
 Eric Weiford, 1998-99-00
 Chris Weir, 2007-08
 Walter Weiss, 1926-27
 Chad Welding, 1986-87-88
 Bob Wellendorf, 1954
 Ken Wells, 1929-30-31
 Rick Wells, 1986-87
 Aaron Wendel, 2003
 W.W. Wentch, 1896
 Edwin Wernentin, 1925
 Steve Weron, 1989-90-91
 Juan Wesley, 2014-15
 Jack West, 1937-38-39
 Jarvis West, 2011-12-13-14
 Quan West, 2013-14
 Jimmy Westemeyer, 1983-84-85
 Roger Westman, 1957-58
 Ed Weyraich, 1911-12

Russ Whalen, 1947-48
 Charles Wheeler, 1923
 Chris Whitaker, 1999-00-02-03
 Robert Whitaker, 1920
 Darius White, 2014-15
 Dean White, 1988
 E.L. White, 1920
 James White, 2010-11-12-13
 Lorenzo White, 2000-01
 Rick White, 1976-77-78
 Stewart White, 1919-20
 Jack Whitver, 2001-02-03
 Ed Wiemer, 1925
 Harley Wilcox, 1929
 Dick Wilcox, 1928-29-30
 Tom Wilcox, 1971
 Henry Wilder, 1938-40
 Sy Wilhelmi, 1948-50
 Doug Wilke, 1972-73
 Bill Wilkinson, 1991
 Brian Wilkinson, 1993-94
 Charles Wilkinson, 1968-69-70
 Ron Wilkinson, 1988
 Wendell "Bud" Willer, 1946
 Tom Willett, 1907
 Bob Williams, 1968-69-70
 Drenard Williams, 2006
 Ed Williams, 1994-95-96-97
 Gene Williams, 1987-88-89-90
 Jake Williams, 2008-09-10
 Kevin Williams, 1983-84
 L.A. Williams, 1909
 Lester Williams, 1982-83-84-85
 Lopez Williams, 1987
 Mark Williams, 1973-76
 Marlowe Williams, 1932-33-34
 Mike Williams, 1974-75-76
 Otis Williams, 1902-03
 Otis Williams, 1962-63-64
 Roe Williams, 1942
 Scott Williams, 1982-83-84
 Sherman Williams, 1989-90-91-92
 Tracy Williams, 1995-96-97
 W.H. Williams, 1902
 R.H. Wilmarth, 1908-09
 B.W. Wilson, 1895-96
 Ben Wilson, 1904-05-06
 Bill Wilson, 1952-53
 Dave Wilson, 1912
 James W. Wilson, 1895-96
 Jim Wilson, 1977-78
 Kevin Wilson, 1995-96-97-98
 Merle Wilson, 1920
 Ray Wilson, 1913-14
 Lee Wilsie, 1943-46
 Jomal Wiltz, 2015-16
 Aaron Wimberly, 2013-14
 Vern Winfrey, 1949
 Jim Wingender, 1974-75
 Claire Wingert, 1922-23
 Wes Winnekins, 1984
 Jim Winstead, 1958
 Wilbur Winter, 1933-34
 Bruce Wipert, 1946-65
 Steven Wirtel, 2016
 Mark Withrow, 1968-69-70



ALL-TIME LETTERMAN

Jeff Wodka, 1982-83-84-85
Bill Wolfe, 1956
A.E. "Deac" Wolters, 1921-22
O.P. Woodburn, 1895
Joe Woodley, 2000-01-02-03
Tom Woolwine, 1971
David Wonders, 2009
Walker Woods, 2011-12
Walter Woods III, 2011-12-13
Jeff Woody, 2010-11-12-13
Matt Word, 1999-00-01-02
Worden, 1902
Henry Wormhoudt, 1913
David Worsham, 1980
Mel Wostoupal, 1953-54-55
Charles Wright, 1943-44-46
James Wright, 2003-04

⇒ Y

Josh Yates, 1997
Mike Ybarra, 1972
Tony Yelk, 2001-02-03-04-05
Anthony Young, 2010
Chris Young, 2011-12
Henry "Lafe" Young, 1918-19-20
Ira Young, 1922-23
Lance Young, 2001-02-03
Randy Young, 1973-74-75
Wes Young, 1919
Roger Youngblut, 1983-84
Jeff Yurchak, 1978

⇒ Z

Seth Zehr, 2003-04-05-06
Dakota Zimmerman, 2008-09-10-11
Leland Zink, 1919
Joel Zitek, 2008-09
Charles Zlomke, 1945-46

* *Honorary letterman*



ALL-TIME NUMBERS

⇨1

D'Andre Payne, 2016
 Cole Netten, 2016-15-14-13-12
 Joshua Thomas, 2015
 Vic Holmes, 2014
 Jarvis West, 2014-13-12-11
 Duran Hollis, 2010
 David Sims, 2010-09
 Todd Blythe, 2007-06-05-04
 Tyson Smith, 2004-03-02-01-00
 Josh Griebahn, 2003
 Steve Paris, 2001
 Michael Brantley, 1999-98-97-96-95
 Geoff Turner, 1994
 James McMillion, 1993-92
 Jay Williams, 1991
 Dan Paulsen, 1990
 David Knight, 1989
 Eddie Brown, 1988-86
 George Walker, 1982
 Roger Warne, 1981-80
 Bud Coe, 1926
 Johnny Behm, 1925
 Harry Schmidt, 1924

⇨2

Mike Warren, 2016-15
 Jordan Harris, 2015-14
 Aaron Wimberly, 2014-13
 Kamari Syrie, 2013
 Jansen Watson, 2013-12-11-10
 Steele Jantz, 2012-11
 Adrian Bennett, 2010
 Sedrick Johnson, 2010-09-08
 James Smith, 2009-08-07-06-05
 Derron Montgomery, 2007-06
 Terrance Highsmith, 2005-04
 Gabe Bakker, 2004-03
 Brian Thompson, 2002
 Brian Johnson, 2001
 Ennis Haywood, 2001-00-1999-98
 Julian Cummings, 1999
 Darren Davis, 1996
 Kelvin Moore, 1995
 Ty Stewart, 1994-93-92-91
 Shannon Boals, 1990-89-88-87
 Steve Weron, 1988
 Jeff Bauer, 1987
 Andrew Jackson, 1986-85
 Kelly Goodburn, 1983-82-81
 Jeff Conner, 1980
 Craig Manske, 1976
 Roger Burns, 1952
 Don Ferguson, 1949-48-47-46
 Richard Hiserodt, 1945
 Johnny Behm, 1924

⇨3

Mike Johnson, 2016-15
 Jake Rhoads, 2015-14-13
 Grant Rohach, 2015-14-13
 Drake Ferch, 2014-13
 Aaron Horne, 2012-11
 Kenneth Lynn, 2011
 Jarvis West, 2010
 Zac Sandvig, 2010-09

J.J. Bass, 2008-07
 Ryan Baum, 2006-05-04
 Broc Bebout, 2005-04
 Bryan Ollie, 2003-02-01-00
 Kyle Van Winkle, 2003-02
 Damien Groce, 1999-98
 Jeff St. Clair, 1996-95-94-93
 Sherman Williams, 1992-91-90
 James Davison, 1988
 Eddie Bridges, 1987-86
 Roger McCarron, 1985
 Keith Schrage, 1982
 Rich Miller, 1981-80-79-78
 John Valasa, 1976-75-74
 Gerry Hart, 1953
 Rich Mann, 1952-51-50
 Jim Sutherland, 1948
 James Bean, 1947
 Paul Gorham, 1945
 Bob Lamson, 1926
 Guy Roberts, 1924

⇨4

Evrett Edwards, 2016
 Zeb Noland, 2016
 Sam E. Richardson, 2015-14-13-12-11
 P.J. Harris, 2014-13-12
 Teddy Lampkin, 2011
 Devin Lemke, 2011
 Anthony Young, 2011-10
 Austen Arnaud, 2010-09-08-07-06
 Zac Sandvig, 2008-07
 DeAndre Jackson, 2006-05
 Tyesea Thompson, 2004
 Nick Davidson, 2004-03
 Michael Wagner, 2003-02-01
 Sam Holden, 2000-1999-98
 Derrick Walker, 2000-1999
 Mikael Oriser, 1998
 James O'Neal, 1997-96
 Jake Hanson, 1997
 Todd Doxson, 1994-93
 Calvin Branch, 1992
 Shane Robertson, 1992-91
 Troy Simon, 1990
 Sylvester Nickerson, 1988-87
 Rick Frank, 1986-85
 Doug Myers, 1983
 Frankie Leaks, 1982-81
 Steve Johnson, 1978-77
 Paul Gorham, 1948
 Bob Angle, 1946
 Gene Phelps, 1945
 G.E. McFarland, 1927
 Schwygart, 1926
 William Anderson, 1924

⇨5

Allen Lazard, 2016-15-14
 Kamari Cotton-Moya, 2016-15-14
 Jacques Washington, 2013
 Trevor Hodge, 2013
 Jeremy Reeves, 2011-10-09
 Ja'Quarius Daniels, 2011
 Blake Kliegl, 2010
 Darius Reynolds, 2009

R.J. Sumrall, 2008-07-06-05
 Ron Prelow, 2005-04-03
 Todd Miller, 2004-03-02-01-00
 Charles Mercer, 2003-02
 Andrew Moser, 2001-00-1999-98-97
 Mike Patak, 1998
 Jahi Arnold, 1996-95-94
 Chris Ulrich, 1993-92
 Chris Pedersen, 1991-90-89-88
 Lopey Williams, 1987
 Kevin Colon, 1986-85
 Alvin Baker, 1982
 Terron Rogers, 1981-80
 Scott Kollman, 1977-76-75-74
 Dick Stuber, 1953
 John Griffith, 1948-47
 Dick Howard, 1946-45
 Sielaff, 1925
 Bob Fisher, 1925
 R. Malone, 1924

⇨6

De'Monte Ruth, 2016-15-14
 Tyler Brown, 2015
 Tad Ecby, 2014-13-12-11
 Kenneth Lynn, 2013-12
 Darius Darks, 2011-10-09
 Jason Scales, 2008-07-06-05-04
 Chris Brown, 2006-05
 Bobby Chalk, 2004
 Todd Blythe, 2003
 JaMaine Billups, 2003-02-01-00
 Gabe Bakker, 2002-01
 Carl Gomez, 2000-1999-98-97
 Bryan Ollie, 1999
 Jamar Gary, 1997
 Graston Norris, 1996-95-94-93-92
 Shawn Walker, 1992-91-90
 Edwin Jones, 1989-88
 Brett Sadek, 1987-86-85
 John Arnett, 1983
 Alan Hood, 1982-81
 Alex Giffords, 1980-79
 Larry Crawford, 1977
 John Breckenridge, 1954
 Glen Steward, 1950-49
 James Bean, 1948
 James Dickerson, 1947
 Wendell Willer, 1946
 James Weingardner, 1945
 Ed Krekow, 1926
 Norm Thomas, 1924

⇨7

Joel Lanning, 2016-15-14-13
 Willie Harvey, 2016
 Qujuan Floyd, 2015
 Seth Nerness, 2015
 Cliff Stokes, 2013-12
 Jared Barnett, 2012
 Matt Van Dyke, 2012
 Darius Reynolds, 2011-10
 Wes Sleeper, 2011
 Jeremiah George, 2010
 Kennard Banks, 2009-08
 Phillip Bates, 2008

Drenard Williams, 2007-06
 Bret Meyer, 2007-06-05-04
 Tyler Mark, 2005-04-03
 Mike Wierson, 2003-02
 Matt Word, 2002-01
 Brian Thompson, 2001
 Dustin Avey, 2000-1999-98-97
 Andy Burbach, 1998
 Todd Doxson, 1996-95
 Russell Johnson, 1994-93
 Dwayne Armstrong, 1992-91
 Troy Moore, 1990-89-88
 Jim Doran, 1986
 Daron Rice, 1985
 Robbie Minor, 1982
 David Holley, 1981
 Alan Stephenson, 1980
 Kevin Hart, 1977-76
 Erwin Sadanowicz, 1955
 Daryl Hobbs, 1954-53
 Bob Mellgren, 1952-51
 Lawrence Lindgren, 1947
 Ed Farni, 1946-45
 Frank Mayer, 1924

⇨8

Dashaunte Jones, 2016
 Jhaustin Thomas, 2016-15
 D'Vario Montgomery, 2015-14-13
 Dominic DeLira, 2015
 Kenneth Lynn, 2014
 Matthew Thomas, 2013-12-11-10
 James White, 2013-12-11-10
 Brett Bueker, 2012-11-10-09-08
 Jason Carlson, 2009
 Chris Brown, 2008-07
 Phillip Bates, 2006
 Justin Harris, 2006
 Steve Paris, 2005-04-03-02
 Austin Flynn, 2006-04-03-02
 DeAndre Phillips, 2001
 Jamarcus Powers, 2000-1999-98
 Janel Montgomery, 1999
 Charles Saxon, 1998
 Daman Green, 1997-96
 Greg Boyd, 1996-95-94-93
 Matt Goodwin, 1992
 Jeff Bauer, 1990-89-88
 Joe Blankenship, 1986
 Marc Bachrodt, 1985-84-83
 Rocky Gillis, 1982-81-80-79-78
 Buddy Hardeman, 1976-75-74-73
 Jerry Finley, 1954
 Bill Plantan, 1953-52
 Ted Mullen, 1951
 Bill Weeks, 1950-49-48
 Charles Heidel, 1946
 John Pflum, 1945
 G.H. Ayres, 1926
 Ralph Shawhan, 1924

⇨9

Reggan Northrup, 2016-15-14
 Qenton Bunderage, 2015-14-13-12
 Rodney Coe, 2013
 Duran Hollis, 2011



ALL-TIME NUMBERS

Jordan Doyle, 2011
Keith Blanton, 2010
Euseph Messiah, 2008-07-06
Devlin McDowell, 2006
Nik Moser, 2005-04-03-02-01
Chris Brown, 2004
Waye Terry, 2003-02
Adam Runk, 2001-00-1999-98-97
Brylan Alexander, 2000-1999
Scott Koerseelman, 1997
James Henderson, 1995
Ray Aguirre, 1994
Lamont Hill, 1993-92-91
Jeff Shudak, 1990-89-88-87-86
Ernie Thomas, 1982-81
Marc Bachrodt, 1981
Jeff Grannon, 1980
Keevin Ligons, 1979-78
Al Johnson, 1976
Rusty Shelley, 1974
Bruce Fling, 1973
Brooks Young, 1955
Eddie Anderson, 1946
Jim Marks, 1945
Harry Johnson, 1927
Bob Fisher, 1926
F. W. Greenlee, 1924

⇨10

Jacob Park, 2016
Brian Peavy, 2016-15-14
Jauan Wesley, 2015
Kamari Cotton-Moya, 2013
Rob Standard, 2013-12-11
Jacques Washington, 2012-11-10-09
Lonzie Range, 2010-09-08
Cameron Bell, 2008-07
Kyle Van Winkle, 2006-05-04
Adam Carper, 2005-04
Johnny Smith III, 2003-02-01-00
Ben Stover, 2001
Dan Salmen, 2000
Javon Daniels, 1998
Ben Dougherty, 1998
Damian Brown, 1997-96-95
Corey Lambert, 1994
Tracy Rial, 1994-93
Bret "Scooter" Huber, 1993
Donnie Smith, 1992
Mike Sparks, 1991
Paul Blazek, 1990
Bob Petersen, 1988-87
Brent Berglund, 1986
Alex Giffords, 1982-81
Kelly Goodburn, 1980
Mike Tryon, 1976-75-74
John Pieklielko, 1973-72-71
Bill Redding, 1970
Larry Holton, 1967-66
Tom Vaughn, 1964
Larry Switzer, 1963
Russell Whalen, 1947
George Schoel, 1946
Kenneth Lynch, 1945
Hamilton, 1925
R.C. Walling, 1924

⇨11

Chase Allen, 2016
Gabe Luna, 2016-15-14
Scotty Schaffner, 2015
E.J. Bibbs, 2014-13
Charlie Rogers, 2013-12
Jerome Tiller, 2012-11-10-09-08
Quenton Bundrage, 2011
Chris Singleton, 2008-07-06
Chris Mahoski, 2007-06-05
Matt Robertson, 2005
Ellis Hobbs, 2004-03-02-01
Trevor Shepperd, 2004
Dustin Ochs, 2002-01
Steffen Nass, 2000-1999-98
Princeton Harris, 2000
Jake Hanson, 1998
Derrick Clark, 1997-96
Duke Poff, 1997
Matt Straight, 1995-94-93-92-91
Marcus Robertson, 1990-89-88-87
Alex Espinoza, 1986-85-84
Scott Williams, 1982-81-80
Terry Rubley, 1979-78-77-76
Bob Martin, 1973-72
Rick Wuestling, 1971
Skip Sullivan, 1970
Tom Woolwine, 1969
Eppie Barney, 1966-65-64
Ken Bunte, 1963
John Mesknes, 1948
Robert McLuen, 1947
Wayne Seibold, 1946
Gordon Bowes, 1929
Glenn Johnson, 1928
Holloway Smith, 1926
R.C. Greenlee, 1924

⇨12

Jarnor Jones, 2016-15
Clifford Fernandez, 2016
Holden Kramer, 2015-14-13
Sam B. Richardson, 2015-14-13-12-11
Wes Boyer, 2013-12-11-10
Donnie Jennert, 2011-10
Austin McBeth, 2010
James Capello, 2009
Allen Bell, 2008-07
Taylor Bennett, 2007
David Rahe, 2006-05-04-03-02
David Brown, 2004
Hiawatha Rutland, 2003-02-01-00
Eric Perry, 2002-01
Jason Parrott, 1999-98
Gerrin Scott, 1999
Mitch Ryerson, 1997-96
Corey Lambert, 1995
Bryan Rubin, 1994
Rich Petrovich, 1993
Clinton Wallace, 1993
Artis Garris, 1992
Ty Yohe, 1991-90
Matt Whitmire, 1989
John Glofletly, 1987
Michael Brown, 1986
Alan Hood, 1985-84-83

Sam Clear, 1982
David Worsham, 1980
Greg Lempke, 1978-77
Tom Mason, 1975-74
Dan Fletcher, 1973
George Amundson, 1972-71-70
Brad Steckmesser, 1969-68
Larry Herrman, 1967
Lou Beauchamp, 1965
Dave Montgomery, 1964
Steve Balkovec, 1963
Chris Steinbach, 1947
Harry Kraus, 1946
Charles Heidel, 1945
Carl Peterson, 1929-28
Byron Cory, 1927
Johnson, 1926
J. Ayres, 1925
Claire Wingert, 1924

⇨13

Jordan Wallace, 2016-15
Colin Downing, 2016-15-14
Dondre Daley, 2016-15-14-13-12
Ezra Reiners, 2013
Kirby Van Der Kamp, 2013-12-11-10
Ryan Byrne, 2010
Mike Brandtner, 2009-08-07-06
Kellen White, 2006
Austin Flynn, 2005
Brice Beck, 2005
Justin Harris, 2005-04
Brett Jarvis, 2004
David Banks-Bursey, 2003-02
Andy Kohler, 2001-2000
Julian Cummings, 2000
Kevin Hudson, 1997-96-95-94
Josh Yates, 1997-96-95
Bobby Campbell, 1993
Andrew Buggs, 1992-91-90-89-88
Ben Glispie, 1992
Keith Kimberly, 1987
Brian Nunez, 1982-81-80
Pat Kennedy, 1976
Lorenzo Johnson, 1974
Dave McCurry, 1972
Tony Washington, 1970-69-68
Elmer Krekow, 1927
Homrig, 1926
R. A. Prunty, 1924

⇨14

Lawrence White, 2016
Darius Lee-Campbell, 2016-15-14
Jared Brackens, 2014-13-12-11
Chanse Creekmur, 2013
Grant Rohach, 2012
Deon Broomfield, 2010-09
James Capello, 2010
Jeff Houk, 2010
Chad Powell, 2009
Michael Bibbs, 2008-07
Houston Jones, 2007-06-05
Tony Yelk, 2005-04-03-02-01-00
DeAndre Jackson, 2004-03
Jesse Arnold, 2002-01-00-1998

Paul Conter, 2001
Harold Clewis, 2000
Johnny Smith III, 1999
Dawan Anderson, 1998-97-96-95-94
Zak Kimble, 1997
Robby Duncan, 1993
Marv Seiler, 1992-91-90
Tim Creasman, 1988-86
Keith Fulton, 1985-84-83-82
Ted Meyer, 1981
Walter Grant, 1979-78
Vinny Cerrato, 1977
Tony Hawkins, 1976-75-74
Randy Bozich, 1973-72-71
Obert Tisdale, 1970-69-68
Cal Lewis, 1967-66-65
Otis Williams, 1964-62
Ron Onopa, 1963
Den尼斯 Kushlak, 1960
Chuck Lamson, 1958
Charley Martin, 1956
Willis Shaner, 1948
James Sutherland, 1947-46
Sanford Hill, 1927
E. A. Anderson, 1926
W. Sulzbach, 1924

⇨15

Stephon Pickett-Brown, 2016-15
Brandon Harris, 2016-15-14-13
Brandon Horbach, 2014-13-12-11
Edwin Arceo, 2013
Ben Durbin, 2012
Chris Young, 2012-11-10
Houston Jones, 2009-08
Alvin Bowen, 2007-06-05
Jerry Gair, 2004
Tyler Lorenzen, 2004
Seneca Wallace, 2002-01
Broc BeBout, 2003-02-01
Reggie Hayward, 2000-1999-98-97
Kyle Swenor, 2000
Bassett, 1998
Robby Duncan, 1996-95-94
Zak Kimble, 1995
Brent Kouba, 1992-91
Rich Petrovich, 1992
John Livingstone, 1990
Geg Gloede, 1989-88-87
Shannon Boals, 1986
David Little, 1985
Trent Rubley, 1983
Jon English, 1982-81
Dave Jacobson, 1979-78
Emmitt Doolin, 1973
Wendy Holloway, 1972
Dean Carlson, 1971-70
John Warder, 1968
Les Webster, 1967-66-65
Scott Schuapp, 1963
Gary Ellis, 1962-61
Chuck Latting, 1957
John Holdefer, 1956
Bryce Bennett, 1947
Willard Sawyer, 1946
Milton Kubicek, 1929-28



ALL-TIME NUMBERS

Leslie Warburton, 1927
Coomer, 1926
R. Ewalt, 1925
E. Easley, 1924

⇒16

Marchie Murdock, 2016
Vic Holmes, 2016
Kyle Starcevich, 2016-15-14
Willie Harvey, 2015-14
Wyatt Rhoads, 2015
Ben Goaley, 2013-12
Gage Shaeffer, 2013-12-11
Jared Barnett, 2011-10
Daniel Kuehl, 2010-09-08
Josh Raven, 2009-08
Jon Banks, 2007-06
Grady Derheim, 2007
Walter Nickel, 2006-05
Durrell Williams, 2005
Brandon Hunley, 2004
Cris Love, 2004-03-02-01-00
Harold Clewis, 2003-02-01
Ron Veal, 2000-1999
Rocco Rinaldi, 1999
Todd Bandhauer, 1998-97
Andrae Rainey, 1997
Marc Harris, 1996-95-94
Kelly Iverson, 1992
Kevin Caldwell, 1991-90
Bret Oberg, 1989-88
Paul Blazek, 1988
James Davison, 1987
Scott Crimmins, 1986-85-84
Jim Bordignon, 1986
Ronnie Osborne, 1982-81-80-79
Jeff Stallworth, 1978
Mark Williams, 1976-75-74-73
Bill Miller, 1972-71-70
Red Reiding, 1969-68
Dave Hoppmann, 1962-61-60
Dwight Nichols, 1959-58-57
Phil Hill, 1956
Merle Harris, 1950
Paul Bosholm, 1948
Dean Laun, 1947-46
Richard Hinkley, 1945
Franz Swoboda, 1929
Carl Ours, 1928
Holloway Smith, 1927
William Graham, 1924

⇒17

Kyle Kempt, 2016
Zach Hoover, 2016
Jomal Wiltz, 2016-15
Damein Lawry, 2014-13-12
Bradley Hagerla, 2012-11
Floyd Mattison, 2011
Earl Brooks, 2011-10-09
Bobby Brown, 2010
Joel Zitek, 2009-08-07-06
Devin McDowell, 2008-07
Tyrone McKenzie, 2006-05
Troy Blankenship, 2005
Jon Warren, 2004

Anthony Forrest, 2003-02-01-00
Gerrin Scott, 2001-00
Jeff Waters, 1999-98
Adam Wagner, 1999-98
Ben Ramundt, 1997
Todd Bandhauer, 1996-95
Ben Harvey, 1993
Terence Jackson, 1992-91
Jim Doran, 1990-89-88-87
James Osborne, 1989
Jeff Hansel, 1986
Bobby Petersen, 1985
Darryl Hobson, 1982-81-80-79
Jerry Washington, 1978-77
Jerry Jaksich, 1976-75-74
Kerry Robinson, 1972-71
Scott Bradley, 1972
Mike Fontanini, 1971-70-69
Jeff Simonds, 1968-67-66
Herb Grigg, 1965
Ozzie Clay, 1963-62-61
Pete Goesser, 1960
Terry Ingram, 1958-57-56
Clarence Carney, 1950
Bill Chauncey, 1949-48-47-46
Frank DeDecker, 1945
Forrest Bennett, 1929-28
Carl Rudi, 1926
E. J. Anderson, 1925
N. Symonds, 1924

⇒18

Michael Frankl, 2016
Justin Stewart, 2016
Hakeem Butler, 2016-15
Jauan Wesley, 2014
Thomas Hall, 2013
Albert Gary, 2013-12-11-10
Collin Bevins, 2012
Ryan Gent, 2012-11-10
Wes Boyer, 2009
Wallace Franklin, 2008
Nate Mechaelsen, 2007-06-05-04
Chris Singleton, 2005
Will Lewis, 2004
Marc Timmons, 2003-02-01-00-1999
Jess Lowenberg, 2002
Sage Rosenfels, 2000-1999-98-97-96
Leonard Peel, 1998
John Dillon, 1995
Damian Gibson, 1994
Scott Hoffman, 1994
Bob Utter, 1993-92-91-90
Ron Landphair, 1993
Kevin Jensen, 1992
Judge Johnston, 1989-88-87
Brian Refner, 1986-85
David Archer, 1983-82
John Quinn, 1981-80-79-78-77
Wayne Stanley, 1976-74-73-72
Charles Penn, 1971
Doug Parsons, 1970-69
Mike Guinn, 1968
Bob McPherson, 1967
Mike Cox, 1962
John Cooper, 1961-60-59

Pete Goesser, 1958-57
Jim Kudlinski, 1956
Charles Schreiber, 1950
Ed Green, 1948
George Knack, 1947-46
Paul Trauger, 1929-28
Archie Pohl, 1927
C. Ayres, 1925

⇒19

JaQuan Bailey, 2016
Trevor Ryan, 2016-15-14
Josh Ringelberg, 2015
Kennan Davis, 2014
Bryan Ajumobi, 2013
Matt Swoyer, 2013-12
Ben Fisher, 2013-12-11-10
Josh Lenz, 2012-11-10-09
Floyd Mattison, 2010
A.J. Matthews, 2007
Josh Griebahn, 2007-06-05-04
Casey Baldwin, 2003-02-01
Craig Campbell, 2001-00-1999
Seth Moulton, 2000
Corey Dickmeyer, 1999
Kemp Knighten, 1998-97-96-95-94
Jason Ambrosio, 1993-92
Jon Schnoor, 1992-91-90
Travis Cox, 1989
Derek DeGennaro, 1988-87-86-85-84
Jerry Dammann, 1988
Tracy Henderson, 1982
Joe Brown, 1981-80-79-78
Stan Hixon, 1976
Ramsey Jay, 1974-73
Steve Jacobsen, 1972-71-70-69
Dave Hoover, 1963-62-61
Bob Shibley, 1951-50
Joseph Bush, 1947
Bryce Bennett, 1946
William Armstrong, 1945
Gilbert Hitch, 1929
Harry Lindblom, 1926
Meyers, 1925

⇒20

Kene Nwangwu, 2016
Joshua Bailey, 2016
Justin Webster, 2015
Matt Swoyer, 2015-14
DeVondrick Nealy, 2014-13-12-11
Jake Knott, 2012-11-10-09
Brandon Hunley, 2008-07-06-05
Chad Powell, 2008
Nick Campbell, 2005
Henry Poullard, 2004-03-02-01-00
Michael Wagner, 2000-1999
Breon Anslay, 1998-97
Mike Lincavage, 1996-95-94-93
Steve Weron, 1991-90-89
Mike Brown, 1988-87
Mark Emsick, 1986
Marques Rodgers, 1985
Alvin Baker, 1983
John Arnaud, 1982-81-80-79
Lamar Summers, 1978

Mike Williams, 1975-74-73
Bob Dwyer, 1970-69
Ben King, 1968
Tom Butters, 1967
Gary King, 1966-65
Ken Bunte, 1964
Jim Lewis, 1963
Larry Switzer, 1962
Gary Theilig, 1960
Fred Rippel, 1956
Bill Molis, 1953
Bob Shibley, 1952
Don Houser, 1951
Jerry McGlynn, 1950-49-48
Ronald Norman, 1947-46-42
R.J. Tenges, 1945
Charles Heidel, 1944
Tom Bond, 1943
John Bowers, 1939
Ronald Rogers, 1938
Sam Linn, 1937
Francis Pallischeck, 1936
Slater, 1935
William Allender, 1933
Roger Bowen, 1931
John Moen, 1930
Sanford Hill, 1928
Vifquain, 1926
Walter Berger, 1924

⇒21

Jatairis Grant, 2016
Orion Salters, 2016-15-14
Luke Knott, 2015-14-13-12
Shontrelle Johnson, 2013-12-11
Tyler Petersen, 2011-10
Grant Mahoney, 2011-10-09-08
Jansen Watson, 2009
Caleb Berg, 2007-06-05-04-03
Josh Johnson, 2006
Greg Coleman, 2004
Brook Richardson, 2003
Atif Austin, 2002-01-00-1999
Chad Tappendorf, 2002
Nathan Beck, 2001
Nick Hein, 2000-1999-98-97
David Whitten, 1998
Ty Watley, 1997-96
Robert Schneider, 1995
Artis Garris, 1994-93
Blaise Roberts, 1992-91
Blaise Bryant, 1990-89
Chad Welding, 1988-87-86-85-84
Dan Harris, 1983
Marc Bachrodt, 1982
Lamar Summers, 1981-80-79
Jeff Curry, 1978-77-76-75
Scott Bradley, 1974-73
Mark Votroubek, 1971
Jeff Allen, 1970-69-68
Neal Waddington, 1967
John Warder, 1966
Ron Halda, 1964
Randy Vick, 1963
Tom Connelly, 1962
Doug Baldwin, 1956



ALL-TIME NUMBERS

Mike Reeves, 1955
 Dan Rice, 1953-52-51
 Tom Grundman, 1949-48-47
 Carl Paetz, 1946-45
 Howard Voelker, 1944
 Meredith Warner, 1944
 Bob Miller, 1943
 Royal Lohry, 1942-41-40
 Everett Kischer, 1938-37-36
 William Allender, 1935-34
 Herbert Ohrt, 1932
 Sam Etzel, 1931
 Hillford Bowes, 1930
 Paul Hutchins, 1928
 Baird, 1926
 Hienton, 1925
 C.M. Wheeler, 1924

⇨22

Mitchell Harger, 2016-15
 Jack Bergstrom, 2016-15
 T.J. Mutcherson, 2014-13-12
 Ter'Ran Benton, 2011-10-09
 James White, 2009
 Jason Harris, 2008-07-06
 Zac Sandvig, 2006
 Brandon Gunn, 2004
 T.J. Klith, 2003-02-01
 Ryan Sloth, 2000-1999-98-97
 Atif Austin, 1998
 James Joyner, 1997
 Rodney Guggenheim, 1996-95-94-93
 Leonard Holmes, 1992-91
 Dave Eder, 1990-89-88-87
 Byron Dondoyano, 1989
 Aaron Manning, 1986-85
 Tommy Davis, 1984-83-82-81
 Kenneth James, 1979
 Jed Shea, 1978
 Ed Morton, 1975-74
 Chuck Penn, 1973
 Bill Kirk, 1971
 Ralph Baracz, 1970-69
 John Warder, 1967
 Bruce Berge, 1966
 Steve Balkovec, 1965-64
 Otis Williams, 1963
 George Crayton, 1962
 Tom Watkins, 1960-59
 Bob Harden, 1958-57
 Jack Hansen, 1956
 Al Rickert, 1955
 Ed Green, 1950
 Webb Halbert, 1948-47
 Larry Lindgren, 1946
 Harlan Rollinger, 1945
 Harry Kraus, 1943
 Charles Schalk, 1942-41
 Larry Owens, 1940
 Hugh Vickerstaff, 1939-38-37
 Elwin Snell, 1936-35
 Howard Harlan, 1934-33-32
 Franz Swoboda, 1931
 Paul Trauger, 1930
 Arthur Boardman, 1929
 Truman Nelson, 1928

R. Reighard, 1924

⇨23

Thadd Daniels, 2016
 Clifford Kwaw-Mensah, 2016-15-14
 Darian Cotton, 2015-14-13-12-11
 Leonard Johnson, 2011-10-09-08
 Jeremiah Schwartz, 2009-08
 Stephen Johnson, 2007-06-05
 Alexander Robinson, 2006
 Euseph Messiah, 2005-04
 Walker Scott, 2003
 Dominique Flower, 2003
 David Banks-Bursej, 2001
 Erik Anderson, 2001
 Stevie Johnson, 2000
 Robert Lewis, 1999-98-97-96
 Josh Freed, 1998
 Jason Brown, 1996-95-94-93
 Lester Ridley, 1992-91-89
 Adam Beck, 1988-87
 Terry Sheffy, 1986
 Andre Cheeks, 1985
 Kevin Williams, 1984-83
 Kent Anderson, 1982-81
 Mike Harris, 1980-79-78
 Frank Cooper, 1977-76
 Steve Wilson, 1974-73
 Brian Cannon, 1972-71-70
 Sammy Davis, 1968
 Bill Raun, 1967
 Kip Koski, 1966-65-64
 Dave Clayberg, 1962-61
 Paul Sullivan, 1960-59
 Ron Pohl, 1958-57
 Chuck Lutting, 1956
 Gene DeKoster, 1955
 Hank Philmon, 1953
 Don Houser, 1952
 Lee Spence, 1951
 Lawrence Paulson, 1949-48-47
 Merlyn Adkins, 1946
 Richard Huffman, 1945
 Cliff Dennis, 1944
 Harold Braunstein, 1943
 Lerverne McGraw, 1942-41-40
 David Lee, 1939-38
 Bruce Miller, 1937
 Harold Miller, 1935-34-33
 Andrew Farrell, 1932-31
 Magnus Lichter, 1930
 Marvin Firch, 1928
 Zellers, 1926
 Wallace, 1925
 Eugene Larson, 1924

⇨24

Jamaal Richardson, 2016-15
 Matthew Thomas, 2014
 Martinez Syria, 2014
 Caleb Leichtnam, 2013
 Durrell Givens, 2012-11-10
 Derec Schmidgall, 2009-08-07-06
 David Weber, 2009
 Jake Williams, 2007
 LaMarcus Hicks, 2005-04

Troy Blankenship, 2004-03-02-01
 Aaron Howard, 2001
 Doug Densmore, 2000-1999-98-97-96
 Joe Foss, 1995
 Mike Sparks, 1994-93-92
 David Fiech, 1994
 Greg Jensik, 1991
 Brandon Hughes, 1990
 James McMillion, 1989
 Anthony Benson, 1988-87
 David Eder, 1986
 Tony Tucker, 1985-84
 Jim Knuth, 1981-80-79
 Dexter Green, 1978-77-76-75
 Rob Bolks, 1974-73-72-71
 Mike Palmer, 1970-69
 Hub Nelson, 1967
 Tim Van Galder, 1966-65-64
 Ken Bunte, 1962
 Jim Watsabaugh, 1961-60-59
 Prentiss Lamont, 1958-57
 Jim Lary, 1956
 Ray Christiansen, 1954
 Melvin Meling, 1951-50-49
 Victor Weber, 1947-46-42-41
 Howard Voelker, 1945
 Stan Peterson, 1943
 Jack Wallace, 1939
 Al Waite, 1937-36-35
 Dwight Garner, 1934-33-32
 Frank Blohm, 1931
 Roger Bowen, 1930
 Andy Pontius, 1928
 Marvin Firch, 1927
 Burt Fayram, 1925

⇨25

Sheldon Croney, 2016-15
 Brian Mills, 2016-15-14-13
 Mike Warren, 2014
 Kyle Hatton, 2012
 Tyler Leo, 2011
 Zach Guyer, 2011-10-09-08
 Shontrelle Johnson, 2010
 Nick Frere, 2008-07-06-05-04
 Lentrell Nealy, 2005
 Christopher Jones, 2003-02
 Scott Horne, 2000-1999
 Leonard Peel, 1999
 Kevin Wilson, 1998-97-96-95
 Calvin Branch, 1994-93
 Jamal Webster, 1993
 Mark DouBrava, 1992-91-90-89-88
 Casey Piper, 1987
 Joe Martin, 1986
 Byron Price, 1985
 Anthony Davis, 1984-83
 Tony Carlson, 1982-81-80
 Tom Buck, 1979-78-77-76
 Joe Palmisano, 1975-74-73-72
 Sheldon Morton, 1974
 Sammy Davis, 1971
 Ray Coleman, 1969-68
 Carroll Nast, 1965
 Scott Schaupp, 1964
 Ron Onopa, 1962

Bill Smith, 1961-60
 Duane Marcellus, 1959
 John Breckenridge, 1955
 Donn Lorenzen, 1954
 Bo Walker, 1952
 George Hess, 1951-50
 Harold Shugart, 1947
 Bob Erwin, 1946
 Rex Wagner, 1943
 Robert Winders, 1942-41-40
 Bob Darrow, 1939-38-37
 Tom Neal, 1936-35-34
 Magnus Lichter, 1933-32
 Ken Wells, 1931
 Richard Hawk, 1930
 Warren Duesenberg, 1929
 Harold Schweppe, 1928
 Orrie Roe, 1926
 Ray Galbraith, 1924

⇨26

Brian Bonacci, 2016-15
 Qujuan Floyd, 2014
 Deon Broomfield, 2013-12-11
 Taylor Mansfield, 2010-09-08-07
 Jamarr Buchanan, 2005-04-03-02-01
 Scott Krava, 2005-04
 Jack Whitver, 2003-02-01-00
 Hiawatha Rutland, 1999
 Chin Achebe, 1998-97-96-95
 Chris Conrad, 1998
 Jim Knott, 1994-93-92-91
 Brandon Goodyk, 1994-93
 Matt Goodwin, 1989
 Tucker Sides, 1988
 Todd Holmes, 1987-86
 Kent Anderson, 1985-84-83
 Darren Longshore, 1982-81-80
 Mike Schwartz, 1979-78-77-76
 Neal Moses, 1973
 Ron Gattone, 1971-70
 Steve Powers, 1969-68
 Prentiss Lamont, 1956
 Chuck Gates, 1955
 Paul Johnson, 1954
 Max Persels, 1953
 Lee Spence, 1952
 Dan Rice, 1950
 Mark Rothacker, 1948
 Bill Myers, 1947-46
 Ken Trommler, 1943
 Don Seibold, 1942-41
 Milton Miletich, 1939- (B) 38
 Richard Grefe, 1930
 Robert Smyrie, 1929
 Donald Wilson (FB) 1928
 John Kulp, 1927
 E.J. Anderson, 1924

⇨27

Romelo Webster, 2016
 Nick Leach, 2016-15
 Kenneth Lynn, 2015
 Kamari Syrie, 2014
 Dalton Ferch, 2013
 C.J. Morgan, 2012-11-10



ALL-TIME NUMBERS

Michael Romey, 2011-10-09-08
 Brian Ekwelundu, 2009
 Steve Johnson, 2008
 Stevie Hicks, 2006-05-04-03-02
 Brian Perry, 2006-05
 Brent Alumbaugh, 2003
 Nathan Smith, 2001
 Breon Ansley, 2000-1999
 Jacori Jacobs, 1998
 Nate Chown, 1997-96
 Daryl Hall, 1995-94-93
 Kevin Stewart, 1992
 Lant Doran, 1991-90-89
 Augie Gureno, 1989
 Ray Carreathers, 1988-87
 Kyle Simmons, 1987
 Greg Gloede, 1986
 Greg Butts, 1985-84
 Tommie Andrews, 1983
 Curtis Levingston, 1982
 Tom Roach, 1981-80-79-78
 Dan Dummermuth, 1977
 Mike Tucci, 1976
 Forry Smith, 1975-74-73
 Jim Steinmueller, 1972-71-70
 Bob Thomas, 1968
 Gary Lutz, 1955-54-53
 Emory Eichhorn, 1952-51-50
 Bob Hollin, 1948
 Carl Knop, 1947
 Frank DeDecker, 1946
 Robert Jensen, 1945
 Harle Damon, 1941
 Don Griswold, 1940-39-38-37
 Kenneth Batman, 1936-35
 Russell Gute, 1934
 Gerald Smith, 1933-32-31
 Richard Wilcox, 1930
 Lloyd Nagel, 1929
 Harold Teach, 1928
 Vernor Hall, 1927
 Winget 1925

⇨28

Darren Davis, 1999-98-97
 Troy Davis, 1996-95-94
 Blaise Roberts, 1993
 Angelo Provenza, 1992-91
 Jason Williams, 1990
 Shawn Walker, 1989
 Tom Anderson, 1987
 Milton Pitts, 1986-85
 Joe Jackson, 1984-83
 Steve Williams, 1982
 Vinny Cerrato, 1981-80-79-78
 John Solomon, 1977-76-75-74
 Dan Becker, 1973
 Tom Hilden, 1970-69-68
 Willis Shaner, 1950-49
 Bob Angele, 1948
 Bob Dennis, 1946
 James Pusch, 1945
 Robert Lindauer, 1942
 Robert Burrell, 1941-40-39
 Harold Van De Van, 1938
 Clarence Dee, 1936
 Kroeger, 1935
 George Anderson, 1933
 Charles Doty, 1932
 Warren Duesenberg, 1931
 Leonard Rasmussen, 1930
 Edwin Schlenker, 1929-28
 George Schlenker, 1927
 Vernon Hall, 1926
 Sulzbach, 1925
 Karl Bond, 1924

⇨29

Kane Seeley, 2016-15-14-13-12
 Tyler Leo, 2010
 Rashawn Parker, 2010-09-08-07-06
 Brian Ekwelundu, 2008-07
 Brian Jansen, 2005-04
 Korey Smith, 2005-04-03-02
 Matt Grosserode, 2002
 Jordan Wagner, 2000

Jarrett Lollis, 1999-98
 Malik Aluqdaqh, 1997
 Jason Bales, 1995
 Cedric Linwood, 1994-93-92-91-90
 Tim Baker, 1989-88-87-86
 Tim Niggeling, 1985- (FS) 84
 Karl Johnson, 1983-82
 Jeff Stallworth, 1981-80-79
 Ray Hardee, 1978-77-76-75
 Tom Goedjen, 1974-73-72-71
 Cary Mueller, 1970
 Tom Elliott, 1969-68
 Jerry Finley, 1955
 Donn Lorenzen, 1953
 Dick Cherpinsky, 1952-51
 Fred Schneider, 1946
 Al Spindler, 1945
 Harold Kornbauma, 1944
 Roe Williams, 1939
 Harold Alger, 1938
 John Anderson, 1937-36-35
 Donald Atkinson, 1936
 Lawrence Pint, 1934-33
 Marvin Zellar, 1932
 Franz Swoboda, 1930
 Franklin Nolte, 1929
 Lloyd Bohannon, 1928
 Walter Weiss, 1926

⇨30

Mike Cox, 1964-63
 Maury Schnell, 1951-50-49
 Walter Bones, 1947
 Clair Ethington, 1946-41
 Lawrence Lindgren, 1945
 Dick Howard, 1944-43
 Joe Taylor, 1940-39
 Charles Heileman, 1938-37-36
 Hansen, 1935
 Glenn Fitch, 1934
 Robert Williams, 1933
 John Cowan, 1932
 Gordon Ebersole, 1931
 Wayne Welty, 1930
 Rudolph Tegland, 1929-28
 George Booth, 1927
 E.J. Anderson, 1926
 Evan Sage, 1924

⇨31

Josh Jahlas, 2016-15-14
 Rob Myers, 2013
 Rony Nelson, 2012-11-10
 Matt Van Dyke, 2011-10
 Justin Rumble, 2009-08-07
 Ryan Kock, 2006-05-04-03-02
 Chris Campbell, 2003-02
 Clint Bushbaum, 2001-2000-1999
 Mike Banks, 2001-2000-1999-98
 Tracy Williams, 1997-96-95-94-93
 Jay Jordan, 1992-91-90
 Paul Thibodeaux, 1989-88-87-86-85
 Andy Sanders, 1986
 Anthony Davis, 1982
 Paul Turner, 1981
 Mike Bowden, 1979-78

Bill Larkin, 1976-75-74
 Moses Moore, 1973-72-71
 Bob Williams, 1970-69-68
 Randy Calm, 1967
 Tony Baker, 1965-64
 John Schwieckert, 1955
 Bob Clendinging, 1952-51-50
 Chris Steinbach, 1948
 Tom Southard, 1947
 Jack Fathauer, 1946-45
 George Gallagher, 1944
 Joe Noble, 1943
 George Harville, 1942-41
 Howard Buck, 1939-38-37
 Arlo Miller, 1936
 John Catron, 1935-34
 Ike Hayes, 1933
 George Paras, 1932
 Alfred Bauman, 1931
 Sam Etzel, 1930
 Richard Valentine, 1928
 Lloyd Bohannon, 1927
 Sanford Hill, 1926
 Norton Behm, 1924

⇨32

David Montgomery, 2016
 Arnold Azunna, 2016
 Justin Madison, 2015-14-13
 Jeff Woody, 2013-12-11-10-09
 Cody Ahrendt, 2012-11-10-10
 Ter'Ran Benton, 2008
 Hunter Burke, 2008
 Milan Moses, 2007-06-05-04-03
 Josh Raven, 2007-06-05
 Josh Hargis, 2004
 Chris Buesing, 2003-02-01
 J.J. Moses, 2000-1999-98
 Preston Rhamy, 1997-96-95-94-93
 Weylan Harding, 1993-92-91-90
 Ron Wilkinson, 1989-88
 Tom Kiska, 1987-86
 Don Poprilo, 1985-84
 Jason Jacobs, 1983
 Jerry Lorenzen, 1982-81-80-79
 Kevin Washington, 1978
 Cal Cummins, 1977-76-75
 Jerry Moses, 1974-73-72-71
 Mike Zuk, 1970
 Larry Holton, 1969
 Randy Calm, 1968
 Ben King, 1967-66
 Jim Lewis, 1965-64
 Bill King, 1963-62
 J.W. Burden, 1961-60-59
 Don Webb, 1958
 Dave Munger, 1956
 Donn Lorenzen, 1955
 Max Burkett, 1954-53-52-51
 Jim Foster, 1949
 Roger Lindblom, 1947
 Dick Cole, 1946-45
 Ed Abrahamson, 1944
 LeRoy Wiltzie, 1943
 Burt Shoen, 1942
 Phillip Bogdanovitch, 1941



Mike Cox owns the distinction of having Iowa State's only officially retired jersey number (#30).



ALL-TIME NUMBERS

Tom Smith, 1939-38
Al Bauman, 1937-36
Russell Norgordt, 1935-34
Robert Beatty, 1933-32
Leonard Rasmussen, 1931
Andrew Farrell, 1930
Gordon Nagel, 1929
Fred Lutjens, 1928

⇨33

Braxton Lewis, 2016-15
Tyler Brown, 2014-13
Josh Jahlas, 2013-12
Nathan Cork, 2011
Gary Gregg, 2010
Alexander Robinson, 2010-09-08-07
Zach Hunt, 2007
David Brown, 2005
A.J. Haase, 2005
Brandon Brown, 2004-03-02-01
Chris Campbell, 2004
Larry Anglin, 2002-01- 2000
Jedd Moore, 2000-1999-98
Andre Lee, 1998
Jerome Heavens, 1997-96
Bret "Scooter" Huber, 1994
Kevin Lazard, 1993-92-91-90-89
Joe Henderson, 1988-87-86
Kirk Thomas, 1985-84-83-82-81
Mike Payne, 1980-79
Tom Perticone, 1978-77- 76
Mike Strachan, 1974-73-72
Dennis McDonald, 1971-70-69
Roger Guge, 1968
Willie Robinson, 1967-66-65
Dick Limerick, 1963-62-61
Mickey Fitzgerald, 1960-59-58
Jim Lary, 1957
Marv Walter, 1956
Bill Jensen, 1955
Stan Cozzi, 1952-51
Don Laun, 1950
Ed Green, 1949
Joe Brubaker, 1947
Charles Wright, 1946-44
George Gallagher, 1945
Mel Shanda, 1943
Paul Darling, 1942-41- 40
Lindsay Vinsel, 1939-38
Clarence Dee, 1937
Darrel Johnson, 1936-35
Hunter Brown, 1934
George Martin, 1932
Harold Walker, 1930
Max Rieke, 1929
Carl Rudi, 1928
Robert Lamson, 1927
Karl Fischer, 1926
Cyril Palm, 1924

⇨34

Nigel Tribune, 2016-15-14-13
Austin Fischer, 2015-14-13
Drake Ferch, 2012
Thad Satre, 2010
Bo Williams, 2010-09-08

Nick Harklau, 2008-07-06-05
Mitchell Moore, 2006
Matt Scribbins, 2005
Chipp Smith, 2003
Royce Hooks, 2001-00
Jim Morse, 1999-98-97-96
Bernard Manson, 1996
Angelo Provenza, 1995-94
Hussein Warmack, 1993-91- 90-89
Nick Broyles, 1992
Chris Hentges, 1988-87
Mark Criner, 1986
Derrick Sperling, 1984
Harold Brown, 1982
Micheal Ingram, 1981-80
Ernie Thomas, 1979
Mike Clemons, 1978-77-76
Jim Wingender, 1975-74-73-72
Mike Terrizzi, 1969- 68
Jerry Fiat, 1967
Alan Staidl, 1966
Dave Montgomery, 1963
Terry Chandler, 1962-61-60
Roger Spaulding, 1957
Marv Walter, 1955
Roger Harrington, 1954
Fred Bettler, 1953-52
Al Stevenson, 1951-50
Jerry Cimburek, 1950-49-48
Robert J.P. Jensen, 1947
Ray Klootwyk, 1946
James Foy, 1945
Richard Caddock, 1942-41
Clair Ethington, 1940
Bob Moody, 1939-38
Rowland Rushmore, 1937-36-35
Hilary Ryan, 1937
Frank Hood, 1934-33
Ivan Impson, 1932-31-30
R.E. Grimes, 1926
J. Rasmess, 1924

⇨35

Ethan Staskewicz, 2016
Levi Peters, 2015-14-13-12
Vince Ewald, 2012-11-10-09-08
Jay Brummel, 2009
Joe Cicciarelli, 2008
Chris Mehring, 2007-06-05
Jason Harris, 2005
Brandon Joyce, 2003
Quinton Jason, 2003-02
Cale Stubbe, 2001-00
Andrae Rainey, 2001-00-1999-98
Royce Hooks, 1999
Matt Sparks, 1997
Tendai Muyengwa, 1994-93
Lou Ervin, 1992-91
Tim Done, 1990
Randono Johnson, 1989-88
Edwin Jones, 1987
Terrence Anthony, 1986-85-84
Mark Perry, 1983-82-81
Kevin Coughlin, 1980
Steve Meinen, 1979-78
Rick Blabolil, 1977-76-75-74

Paul Konrad, 1973
George Campbell, 1972-71
Tom Fitzpatrick, 1970
Ray Coffey, 1969-68-67
Terry Voy, 1966
Ron Halda, 1965
Tom Vaughn, 1963-62
Don Hyer, 1961
Steve Sturek, 1960- 59
Jerry Donahue, 1955
Dick Wager, 1954
Arlyn Anderson, 1953
Paul Ray Shupe, 1952
Jim Robertson, 1951-50
Jack Delbridge, 1949
Ray Klootwyk, 1948-47
Don Seibold, 1946-43
Joe Noble, 1944
Ellis Alexander, 1942-41-40
Martin Boswell, 1939-38-37
Burdette Hanna, 1936-35
Charles Hanna, 1934
Russell Gute, 1933-32
Wendell Johnson, 1930
Elmer Kingery, 1926
Roy Longstreet, 1924

⇨36

Bobby Leath, 2016-15
Jamaal Richardson, 2014
Sam George, 2013
Jace Hawley, 2012-11-10
Patrick Mulcahy, 2011-10-09-08
Kyle Walker, 2009-08
Jon Banks, 2005
Brett Kellogg, 2004-03-02-01-00
Elliott Dowling, 2002-01
James Elmore, 1999-98-97-96-95
Kevin Fulton, 1994-93-92-91-90
Casey Martinez, 1989-88
Byron Price, 1987
Sylvester Nickerson, 1986
Al Watson, 1985-84-83-82
Kevin Coughlin, 1981
Victor Mack, 1980-79-78
Klarence Isler, 1975-74
Ron Vorwald, 1973
John Kelly, 1971-70
Dave Van Lier, 1969
Maury Cox, 1967
Steve Morehouse, 1966
Ed Kimbrough, 1962
Tom Watkins, 1958
Jack Hansen, 1957
Bill Jensen, 1956
Cliff Deupree, 1955
Roger Miller, 1954
Dick Wager, 1953
Al Stevenson, 1952
Jack Delbridge, 1950
Don Laun, 1948
Roger Rutt, 1947
Art Martin, 1945
Don Dixon, 1944
Jack Fathauer, 1943
William Jahn, 1942-41-40

Bill Taylor, 1939-38-37
Harold Schafroth, 1936-35-34
Ed Schafroth, 1933-32-31
Elmer Larson, 1930
Myers, 1926
Owen, 1924

⇨37

Mackeno Alexander, 2016
Daric Whipple, 2016
Vic Holmes, 2015
Nikko Wheeler, 2014
Bret Culbertson, 2012-11
Ben Dinkins, 2010
Michael O'Connell, 2010-09-08-07
Bret Culbertson, 2007-06-05-04
Reggie Rock, 2005
Cody Stafford, 2003-02-01-00
Carlos Bacon, 2000
DeCarlos Anderson, 1999
Julian Sells, 1998
Michael O'Brien, 1997-96-95-94
Brad Patrick, 1993
Jason Young, 1992
Rob McCarville, 1991
Charles Vondra, 1989-88-87-86
Joe Henderson, 1985
Richard Hanson, 1984-83
Billy McCue, 1982-81
Jack Seabrooke, 1980-79-78-77
Rich Mark, 1976
Neal Moses, 1974
Les Leonard, 1973
John Schweizer, 1972-71-70
Bruce Beerman, 1969-68
Tom Salerno, 1967
Fred Rippel, 1955
Jim Rooker, 1952
Don Webb, 1948
Dean Norman, 1947-46
A.W. Anderson, 1945
Jean Lange, 1939
Paul Morin, 1938-37
Frank Connor, 1936
Smoke, 1935
Cecil Saddoris, 1931
Kenneth Wells, 1930
Tawzer, 1924

⇨38

Peyton Paddock, 2016-15
Aaron Austin, 2016
Jared Weaver, 2014
Jack Spreen, 2014
Dylan Lyman, 2013
Roosevelt Maggitt, 2012-11-10-09-08
Trenton Bledsoe, 2010
Chris Campbell, 2008
Tyler Pontier, 2005
Leon Ashby, 2004
Jermaine Hickey, 2003
Eric Snyder, 2003-02
Sam Holden, 2002-01
Jesse Beckom, 1999-98
Michael Cooper, 1997-96-95-94-93
Jason Regan, 1992



ALL-TIME NUMBERS

Michael Daniels, 1991
 Ty Stewart, 1990
 Gary Pedersen, 1989-88
 Troy Moore, 1987
 Curtis Warren, 1986
 Ray Guzzi, 1985
 Jim Thompson, 1984-83
 King Green, 1982-81
 Brian Johnson, 1979-78-77
 Darrell Chapper, 1976
 Sy Bassett, 1975-74-73
 Dave Parker, 1970
 Vern Skripsky, 1969-68
 Steve Richards, 1967
 Bob Lohrenz, 1956
 Bill Jensen, 1951
 Dick Dillow, 1950
 Robert Angle, 1947
 George Friedl, 1947-46
 Bruce Johnson, 1945
 Howard Foy, 1944
 Glen Midgordon, 1942
 Maurice Ryan, 1941-40
 Ed Bock, 1938-37-36
 Ken Ames, 1935
 Marvin Oberg, 1934
 Hess, 1932
 Edward Oberhauser, 1930
 Grooms, 1926
 Vifquain, 1924

⇒39

Zach Silbermann, 2016
 Steve Wirtel, 2016
 Oscar Opara, 2015
 Tysen Streeter, 2013
 Matt Morton, 2012-11-10-09
 Rickey Thompson, 2008-07-06
 Edgar Arceo, 2005
 Roger Wright, 2004
 Rusty Gibbs, 2003-02
 Mark Weissberg, 2002
 Matt Grosserode, 2001-00
 Curt Schroeder, 2001-00-1999-98
 J.J. Moses, 1997
 Eric Martin, 1995-94
 Geoff Turner, 1993
 Sundiata Patterson, 1992-91-90-89
 Paul Schulte, 1988
 Chris Hentges, 1986-85-84
 Dwayne Johnson, 1982-81-80-79
 Doug Myers, 1982
 Dan Nekola, 1978-77
 Tom Miller, 1976-75
 Mike Larsen, 1974
 Craig Sabatini, 1972-71-70
 Don McLaughlin, 1969
 Al Staidl, 1968
 Rodney Rust, 1947
 Charles Zlomke, 1945
 Dick France, 1944
 Richard Wolfe, 1943
 Glen Midgordon, 1942
 Robert Kirkpatrick, 1940-39
 Joe Goldberg, 1938-37-36
 Don Grefe, 1935-34

Jack Beyer, 1933-32-31
 Lynn Grimes, 1924

⇒40

Jared Gescheidler, 2016-15
 Justin Webster, 2014- (LB) 13
 Dalton Ferch, 2012
 Zack Tucker, 2009-08
 Shawn Moorehead, 2006-05-04-03-02
 Corey Paetznick, 2005
 Derek Walters, 2003-02
 Brent Nash, 2001-00
 Jason Griffin, 1999-98
 Luke Peterson, 1997
 Tim Sanders, 1996-95-94
 Angelo Provenza, 1993
 Malcolm Goodwin, 1992-91-90-89
 Curtis Warren, 1988
 Steve Marie, 1986
 Bobby Hackett, 1985
 George Walker, 1984-83
 Dwayne Gillyard, 1982-81
 Dan Goodwin, 1979-78
 Yogi Stevens, 1977
 Phil Danowski, 1974-73-72
 Maris Grinvalds, 1970
 Bob Brouillette, 1969-68
 Doug Robinson, 1967-66-65
 Joe Beauchamp, 1964
 Charles Therklidsen, 1956
 Jack Hansen, 1955
 Van Greene, 1954
 Dick Cox, 1953-52
 Paul Shupe, 1951
 Jim Sturtz, 1950
 Myron Jepson, 1949
 Tom Loveall, 1948
 Norman Anderson, 1947-46
 Jack McDowell, 1944
 Jim McKeegan, 1943
 Delbert Greenlee, 1942
 Robert Klone, 1940
 Duncan Glab, 1939-38-37
 Ed Hergenrath, 1936
 Kraemer, 1935
 Truman Nelson, 1930
 Krekow, 1925
 Ed Weimer, 1924

⇒41

Chris Francis, 2016-15-14
 Darius White, 2015-14-13-12
 Edwin Arceo, 2012-11
 Walker Lee Woods, 2010
 Mike Benning, 2009
 Ben Barkema, 2007-06-05-04-03
 Chase Hurtig, 2007
 Marc Soltis, 2004-03-02
 Jeremy Loyd, 2002-01
 Ab Turner, 2000-1999-98
 Shaka Jones, 1997
 Cameron Gregg, 1996-95
 Clint Thomas, 1995-94-93
 Dan Watkins, 1992-91-90-89
 Jeff Dole, 1988-87-86
 Anthony Mayze, 1985-84

Scott Williams, 1983
 Ed Smith, 1982
 Bill Cooper, 1981
 Jeff Lingren, 1979
 Stan Hixon, 1978-77
 Mike Larsen, 1975
 Gerry Forge, 1974-73-72-71
 John Usmial, 1970-69-68
 Larry Carwell, 1966-65-64
 John Schweickert, 1954
 Bob Angle, 1949
 Russ Whalen, 1948
 Leonhardt Daib, 1947
 Art Martin, 1946
 George Gallagher, 1943
 Robert Lechtenberg, 1942-41
 William Lechtenberg, 1940-39-38-37
 Rod Van Scoy, 1936-35
 Paul Berger, 1933
 Gordon Nagel, 1931
 Warren Duesenberg, 1930
 Crawford, 1925
 William Nave, 1924

⇒42

Marcel Spears, 2016-15
 Spencer Benton, 2015-14
 Luke Sims, 2012-11
 Beau Blankenship, 2009
 Tahaun Fountain, 2009
 Greg Coleman, 2005
 Quinn Hendel, 2005
 Tony Johnson, 2004
 Nick Linder, 2003-02-01-00
 Frank Garcia, 2002-01-00-1999
 Joe Parmentier, 1998-97-96-95
 Marc Lillibridge, 1994-93-92
 Matt Walker, 1993
 Steve Lester, 1991-89
 Ted Johnson, 1990
 Rodney Harris, 1988-87-86
 Billy McCue, 1984-83
 Joe Johanns, 1982-81
 Jeff Eaton, 1979
 Jim Solus, 1978-77
 Greg Grove, 1976-75-74-73
 Dom Bosco, 1971
 Marshall Langhor, 1969-68-67
 Harry Alley, 1966-65-64
 Don Hyer, 1962
 Paul Sullivan, 1961
 Ken Griffith, 1960
 Bob Harden, 1956
 Hank Philmon, 1955
 Don Houser, 1953
 Chuck Gates, 1952
 Jim Sturtz, 1949
 Edson Dockstader, 1948
 Robert Erwin, 1947
 Oren Breda, 1946
 John Hauck, 1945
 Harry Kraus, 1944
 Charles Wright, 1943
 Jack Miller, 1942
 Ken Schneider, 1940
 Mike Donald, 1937

Paras, 1935
 Harold Templeton, 1932-31
 Webster Intermill, 1930
 Crooks, 1925
 R.J. Fisher, 1924

⇒43

Tymar Sutton, 2016
 Sam George, 2015-14
 Jordan Welch, 2013-12
 Gage Shaeffer, 2010
 Fred Garrin, 2009-08-07-06
 Cephus Johnson, 2005-04-03-02-01
 Ryan Frehse, 2002
 Ryan Corcoran, 2001-00
 Sean Manatt, 2000-1999
 Hez Jackson, 1999-98-97-96-95
 Steve Mulqueen, 1997
 Seth Drenner, 1994-93
 Greg Allen, 1992-91
 Doug Ragaller, 1990
 Don Edwards, 1989-88-87-86
 Michael Taylor, 1985-84
 Ray Harvey, 1983
 Tim Iversen, 1982-81
 Mark Nanke, 1979
 Pat Kennedy, 1978-77
 Bruce Beaman, 1974-73-72
 Curtis Bryant, 1974
 Steve Wardlaw, 1971-70-69
 Rich Marcordes, 1967
 Tom Ambrose, 1966
 Ernie Kennedy, 1965-64-63-62
 Jim Stehbens, 1959
 Bob Sokol, 1957
 Ron Pohl, 1956
 Hank Philmon, 1954
 Howard Jensen, 1948
 Harle Rolling, 1947-46
 Dick Cole, 1944
 Fred Clausen, 1943
 James Beneke, 1942-41
 Leonard Thomas, 1940
 Jim Cobb, 1939
 Edgar Peiper, 1938
 Al Stoecker, 1937-36-35
 Vernon Loyd, 1934-33-32
 Rudy Tegland, 1930
 Jesse Doty, 1929-28
 Robert Helming, 1927
 Al Thornburg, 1924

⇒44

Ashton Clemons, 2016-15
 Bobby McMillen, 2016-15
 Zach Samson, 2014
 Alton Meeks, 2014-13
 Luke Goodson, 2012-11
 Kevin Hamlin, 2010-09-08
 Tim Dobbins, 2005-04
 Kyle Smith, 2004-03-02
 Justin Eilers, 2001
 Ryan Harklau, 2000-1999-98-97-96
 B.J. Spyskma, 1995-94-93-92-91
 Kelvin King, 1990-89
 John Cinefro, 1988-86



ALL-TIME NUMBERS

Mark Matuscak, 1985-84-83
Jim Laska, 1982-81
Larry Crawford, 1980-79-78
Greg Meckstroth, 1976
Jimmy Randolph, 1975
Barry Hill, 1974-73-72-71
Jock Johnson, 1970-69-68
Don Graves, 1967
John Soucek, 1966-65
Tom Connelly, 1963
Ron Onopa, 1961
Cliff Rick, 1960-59-58
Marv Walter, 1957
Paul Shupe, 1956
Bruce Alexander, 1954-53
Frank Congiardo, 1952-51-50
John Pottebaum, 1948
Lowell Titus, 1947
Bob Jensen, 1946
Jim McKeegan, 1944
Floyd Bender, 1943
Marc Pickrell, 1942
Robert Lechtenberg, 1940
Howard Medin, 1939-38-37
Walters, 1935
William Monlux, 1934
Edward Oberhauser, 1931
Cecil Saddoris, 1930
Ed Hill, 1924

⇄45

Carson Lensing, 2016
Dale Pierson, 2015-14
Kane Severson, 2013-12
Matt Tau'fo'ou, 2011-10-09
Andrew Behnkendorf, 2010
Joe Blaes, 2008
Steven Ebner, 2007-06-05-04
Curtiz Mathis, 2007
Taylor Schrage, 2004-03
Joe Woodley, 2003-02-01-00-1999
Corey Bengston, 2002
Jamie Kohl, 1998-97-96-95
Matt Nitchie, 1994-93-92-91-90
Mike Shane, 1989-88-87-86
Lester Williams, 1985-84-83
Jason Jacobs, 1982
Dwayne Crutchfield, 1981-80
Richard Gray, 1979
Keno Laney, 1978-77
Scott Cole, 1976
Mark Clarey, 1974
Bill Shellabarger, 1972-71-70
Jerry Fiat, 1969-68
Tom Busch, 1967-66-65
Jim Clapper, 1962-61-60
Phil Hill, 1958-57
Don Rogers, 1956
Jack Dee, 1955
Keith Holman, 1952
Dick Cox, 1951
Ed Herko, 1948
Robert McFerson, 1947
Carter Kojker, 1946-43
Dana Omer, 1944
Robert Kirkpatrick, 1941

Bernard Mickelson, 1940-39
Gordon Reupke, 1938-37-36
Robert Smith, 1931-30
W. Zeller, 1924

⇄46

Spencer Benton, 2016
Joe Doran, 2015
Brian Bonacci, 2014-13
Karl Nicholson, 2012
Dakota Zimmerman, 2011-10-09-08
Andrew Crenshaw, 2009
Kyle Smith, 2005
Boyd Viers, 2004-03-02-01
Matt Word, 2000-1999
Louis Van Dyke, 1998
Mark Malloy, 1997-96
Chuck Della Vella, 1995
Jeff Cole, 1994-93-92
Larry Ratigan, 1991-90-89-88
Robert Dabney, 1987-86
James Newbill, 1985-84
Steve Thomas, 1983
Michael Wade, 1982-81-80
Victor Heidelberg, 1979
Steve Meyer, 1978
Dan Falder, 1973
Van Holloway, 1972-71-70
Rich Yeargle, 1969
Hub Nelson, 1968
Dan Bernard, 1961
Gregg Gammack, 1960
Erwin Sadanowicz, 1956
Bob Rockwood, 1950
Ted Sandberg, 1948
Cliff Dennis, 1947-46
Ray Vandergriff, 1943
Joseph Galietto, 1942
LaVerne Lewis, 1941
Ernest Mueller, 1940-39-38
Arnold Krekow, 1937
Charles Hall, 1936
Domer, 1935
Robert Hiatt, 1933
Franklin Nolte, 1931
Charles Hood, 1930
Brockmeyer, 1925
R. Hienton, 1924

⇄47

Sam Seonbuchner, 2016-15-14
Dalton Gilbert, 2013
A.J. Klein, 2012-11-10-09
Kurtis Taylor, 2008-07-06-05-04
Steven King, 2006
Chris Whitaker, 2003-02-01-00-1999
Cory Kluver, 1998-97-96
Rob Harken, 1997-95
Gabe Toft, 1994
Brandon Geise, 1991
Anthony Scott, 1990
Glenn Wilder, 1989
Robert Lendino, 1988
Duane Taylor, 1987
Al Patton, 1985
Ray Harvey, 1984

Sam Clear, 1983
Tony Greene, 1982-81
Mike Leaders, 1979-78
Barry Barritt, 1974
Matt Blair, 1973-72-71
Brad Steckmesser, 1970
Paul Scheraldi, 1969
Jim Dunn, 1957
Don Rogers, 1955
Mark Rothacker, 1950-49
Howard Snider, 1948
Phil Brinkman, 1947
Nerwin Soper, 1946
Ken Trommler, 1944
C.M. Kisner, 1943
Harley Rollingier, 1942
Lincoln Stewart, 1941-40-39
Robert Hunt, 1938
James Dishingier, 1937-36-35
Kenneth Allbee, 1930
Roland Coe, 1924

⇄48

Jason Bowman, 2016-15-14
Jeffrey Proctor, 2016
Cory Morrissey, 2013-12
Jacob Lattimer, 2011-10-09
Brad Adams, 2010-09
Sean Smith, 2008
Matt Purvis, 2007-06
Travis Cruise, 2006-05
Ryan Baum, 2003
Pat Girsks, 2003
Dominic Bailey, 2001
Justin Eilers, 2000
David Brcka, 1999-98-97-96-95
Scott Schulz, 1993-92-91-90
Jeremy Earp, 1993
Dean Ahlers, 1989-88-87
John Clayborn, 1986
Jim Luebbers, 1985-84-83
Dennis Gibson, 1982
Joel Jensen, 1981-80-79
Anthony Norman, 1974
Larry Marquardt, 1973-72-71
Willie Harris, 1970-69-68
Bruce Alexander, 1955
Dave Heckmiller, 1953
Jim Smith, 1952
Wayne Horras, 1951
Paul Strohman, 1949
Jack Nissly, 1948
Louis Bosnyak, 1947-46
Carter Kojker, 1944
Al Rawson, 1944
Bill Albrecht, 1943
George Schoel, 1942
Robert Seaburg, 1941-40-39
Jake Strong, 1938
Strackbein, 1935
George Goelz, 1933
Forrest Bennett, 1930
Harry Lindblom, 1928
Harold Schweppepe, 1927
Allen Holman, 1926
A.C. Burt, 1924

⇄49

Jack Sreen, 2016-15-13
Mauricio Ramirez, 2016
Spencer Thornton, 2014-13-12-11-10
Carl Kirpes, 2010
David Wonders, 2009-08-07
Landon Schrage, 2005-04-03-02-01
Adam Benike, 2003-02-01
Eric Weiford, 2000-1999
Joe Fisher, 1998
Brandon Rutledge, 1997-96-95
Marcus Allen, 1994-93-92-91-90
Anthony Hoskins, 1988-87-86-85
Eric Winterhof, 1988
Ralph Conner, 1984-83
Randy Richards, 1982
Robert Coffey, 1981
Cal Jacobs, 1979-78
Mike Gnade, 1975-74-73
Barry Johnson, 1972-71
Steve Karber, 1970-69-68
Harold Kornbaum, 1947
LeRoy Wiltzie, 1946
Robert Peterson, 1944
Norman Madson, 1943
Howard Tippee, 1942-41
Douglas Graves, 1940-39-38
Ocrel Russell, 1937
Carrol Witmer, 1936
Jackson, 1935
Arthur Johnson, 1930
Fred Lutjens, 1927
Phil Petty, 1924

⇄50

Eyioma Uwazurike, 2016
Bryan Larson, 2016-15-14-13
Willie Scott, 2013-12-11-10-09
Sean Smith, 2010-09-07
Jeremy Lang, 1999
Kip King, 1998-97-96-95-94
Troy Carmann, 1993
Jeff Cole, 1991-90
Dean White, 1989-88
Jon Claborn, 1987
Channon Mawdsley, 1986-85-84
Brad Abbas, 1982-81-80
Scott Cole, 1979-78
Denny Engel, 1977-76
Jimmy Potter, 1974
John McKillop, 1973-72-71-70
Wayne Bestke, 1969-68-67-66
Dick Kasperok, 1965-63
Steve Tisza, 1960
Larry Van Werden, 1956
Jim Rawley, 1953-52-51
Bob Livingston, 1949
Len Dai, 1948
Ralph Reese, 1944
Larry Tallenaere, 1943
John Potter, 1942
John Heggen, 1941-40
Ed Fuller, 1939-38-37
Dick Brisbin, 1936
P. Daley, 1935
Wilbur Kroger, 1934-33



ALL-TIME NUMBERS

Wilbur Schlenker, 1930
John Rasmus, 1925
Storvick, 1924

⇨51

Logan Wolf, 2016
Julian Good-Jones, 2016-15
Tanner Tusha, 2015-14-13-12
Scott Haughton, 2009-08
Andy Leaders, 2004-03-02-01-00
Dan Potempa, 1998- (LB) 97
Oliver Ross, 1997-96
Byron Heitz, 1995-94-93-92-91
George Tsiotsias, 1990-89
Andy Alcorn, 1988
Pete Doering, 1987
Jeff Braswell, 1985-84
Dwayne Gilyard, 1983
Mike Shindelar, 1982-81
Ron Bockhaus, 1979-78-76
Greg Pittman, 1975
Lagrant Anthony, 1974
Tom Karr, 1973-72
Chuck Blaskovich, 1971
Bruce Van Langen, 1970
Dennis Pelisk, 1969-68
Al Staidl, 1967
John Lambi, 1966
Steve Morehouse, 1965
Bill Robitaille, 1956
Jack Falter, 1955
Rich George, 1954
Chuck Coey, 1953-52
Rod Rust, 1949-48
Robert Caddock, 1942-41
Stanley Brown, 1940-39
Walter Stuenkel, 1938
Elmer Lange, 1936
Camp, 1935
Joseph Borg, 1934
John Catron, 1933
Hiram Roe, 1931
Harold Ingle, 1930
Brockmeyer, 1924

⇨52

Collin Olson, 2015
Terry Ayeni, 2015-14
Cole Anderson, 2014
Jeremiah George, 2013-12-11
Mike Bangston, 2010-09
Grant Stonerook, 2010-09
Mike Knapp, 2009-08-07-06-05
Brent Curvey, 2006-05-04-03
Brian Lutter, 2004-03-02-01
James Reed, 2000-1999-98-97
Adam Ploog, 1997
Aaron Schultze, 1995
Jim Thompson, 1994-92-91-90
Ryan Robuck, 1993
Jeff Smith, 1989-88
Kent Hunter, 1986
Tim Iversen, 1985-84-83
Doug Van Sloten, 1982-81
Jeff Kincart, 1980-79
Craig Volkens, 1977-76-74

Matt Kiger, 1973
Jeff Jones, 1972
Terry Sutton, 1971-70-69
Larry Thompson, 1967
Chuck Wahtola, 1966
Randy Vick, 1964
Jim Barr, 1961-60-59
Jon Haverman, 1955
Jim Lyons, 1954
Jim Johnson, 1953-52
Vince Beacom, 1950-49-48
H.J. Crisler, 1943
William Barger, 1942-41-40
Jack West, 1939-38-37
Fred Poole, 1936-35-34
Fred Radakovich, 1933
Wilbur Braniff, 1932
Maynard Spear, 1930-29-28
Harry Lindblom, 1927
Powek, 1924

⇨53

Patrick Scoggins, 2016-15
Anthony Lazard, 2016-15-14-13-12
Tyler Sudbeck, 2010
Joe Jacobs, 2009
Evan Vencil, 2008-07
Walker Scott, 2006-05
Cale Stubbe, 2004-03-02
Jimmy Morris, 2003-02
Aaron Wendel, 2003-02-01
Todd Slycord, 2000
Jim Weston, 1997
Corey Stevenson, 1995
Ryan Culver, 1993
Bill Wilkinson, 1991-90-89-88
Darrin Tate, 1986
James Butler, 1985
Wes Winnekins, 1984-83
Eric Huhndorf, 1982
Shamus McDonough, 1981-80-79-78
Scott Hansen, 1977
Gene Rowell, 1976
Jeff Jones, 1975-74-73
Ken Caratelli, 1972-71-70-69
Tim Connor, 1968
Terry Voy, 1967
Joe De La Rosa, 1966
Jim Wipert, 1964-63
John Spelman, 1961-60-59
Grant Blaney, 1956-55
Chuck Muelhaupt, 1954
Ron Shoop, 1952-51
Len Daiv, 1949
Carol Preston, 1944
Gene Daubendick, 1943
Louis Bosnyak, 1942
James Cobb, 1941
Stewart Barnes, 1940
John Heggen, 1939
Kenneth Dyer, 1938
William Dailey, 1937-36-35
Robert Peck, 1934
William Dixon, 1931-30
Kenneth Wells, 1929
Leslie Warburton, 1928

Carl Ours, 1927

⇨54

Josh Mueller, 2016
Collin Olson, 2016
Jack McAllister, 2015-14
Marcus Benton, 2013-12-11
Jesse Smith, 2009-08-07-06
Matthew Robertson, 2004-03-02
Ryan Braciuc, 2001
Adam Jablonski, 2000
Chris Cue, 1999
Andre Lee, 1997-96-95
Glenn Waterhouse, 1994-93
Andy Alcorn, 1992-91-90
Trent Van Hoesen, 1989-88-87-86
Mike Malloy, 1988
Vernon Singleton, 1984
Chris Washington, 1983-82-81-80
Ned Rasmussen, 1978
Dave Rom, 1977-76
John Fritsch, 1975-74-73
Dave Pittman, 1972-71-70
Gary Fraser, 1969
Steve Richards, 1968
Lynn Kettleison, 1966
Ted Jones, 1965
John Lambi, 1964
Tom Parrish, 1963-62-61
Arden Esslinger, 1960-59-58
Jack Falter, 1957-56
Frank Howell, 1955
Elmer May, 1954-53-52
Carl Knop, 1944
Paul Salzman, 1940
Charles Briley, 1937
Cecil Bowie, 1936
Obye, 1935
Clarence Gustine, 1934
Ray Truesdell, 1931
Franklin Nolte, 1930
Norm Thomas, 1926

⇨55

J.D. Waggoner, 2016-15
Jacob Homa, 2015-14-13
Jevohn Miller, 2014-13-12-11
Nolan Gall, 2011-10
Chris Lyle, 2009-08-07
Anthony Walker, 2007-06-05-04-03
Matt Scherbring, 2004-03
Beau Coleman, 2002-01
Jared Bucksa, 2001-00-1999
Antonio Mays, 1998-97-96
Terry Thomas, 1995
J.D. Bewley, 1994
Mark Wagner, 1992-91
Gary Pedersen, 1990
Phil Navarro, 1989-88
Chris Moore, 1987-86-85
Todd Krieger, 1984-83
Lester Williams, 1982-81
John Less, 1980-79-78-77
Rob Stoffel, 1976-75-74
Ted Jorнов, 1973-72-71
Mark Withrow, 1970-69-68

Lon Snook, 1967
Clyde Senters, 1966
John Berrington, 1964-63
Ray Steffy, 1962-61-60
Gerald Winstead, 1958
Dave Eller, 1957
Tony Vertucci, 1956
Chuck Muelhaupt, 1955-54
Rollie Arns, 1952-51-50
Bob Sennewald, 1949
Carl Mahnke, 1948
Gene Phelps, 1944
Edward Wright, 1942
Truman Nagel, 1930
Walter Weiss, 1927

⇨56

Jaypee Philbert, 2016-15
Josh Coleman, 2016-15
J.D. Waggoner, 2014-13
Ben Loth, 2014-13-12-11-10
Russell Wright, 2010
Chris Weir, 2008-07
Kody Kuehl, 2004
Shaheed Richardson, 2002
Adam Sansale, 2001-00-1999-98-97
Tiray Johnson, 2001-00-1999
Tyronne Tucker, 2000
Eric Weiford, 1998
Mike Sakalas, 1996-95-94
Lawrence Roberts, 1992-91
Chris Mussman, 1990-89-88-87
Darrin Trieb, 1986
Willie Everett, 1985-84
Doug Fischer, 1983
Jim Meyer, 1982-81-80-79-78
Mark Boehm, 1977-76-75
Rick Howe, 1974-73-72
Jerry Boyington, 1970-69-68
Dave Mayberry, 1967-66-65
Bill Robitaille, 1958
Frank Powell, 1957-56
Bob Erickson, 1955
Gerald Gustafson, 1953
Wayne Horras, 1952
Norman Vesely, 1951-50
Eugene Phelps, 1942
LaVerne Lewis, 1940-39
Rex Gilchrist, 1937
Gordon Putnam, 1936
Ike Hayes, 1935-34
John Graveno, 1933
Wendell Johnson, 1932
Kern Elerick, 1931
Normon Behm, 1925

⇨57

Seth Nerness, 2016
Clark Johnson, 2015
Byron Klauenberg, 2014
Nick Lande, 2012
Jon Caspers, 2011-10
Jesse Smith, 2005
Walker Scott, 2002
Josh Rank, 1999-98-97
Chris Brunsvold, 1996



ALL-TIME NUMBERS

Nick Clausen, 1994-93-92-91-90
 Rick Wells, 1989-88-87
 Dennis Gibson, 1986-85-84-83
 Ned Rasmussen, 1982-81-80-79
 Jeff Lingren, 1978
 Mark Settle, 1977-76-75
 Arlen Ciechanowski, 1974-73-72-71
 Keith Schroeder, 1970-69-68
 Jim Wipert, 1965
 Bob Sennewald, 1950
 Carl Mahnke, 1949
 Walter Haugo, 1944
 Carroll Preston, 1943
 Roe Williams, 1942-41
 James Wertman, 1940
 Orland Peterson, 1939-38
 Clarence Gustine, 1936-35
 Wilbur Winter, 1934-33-32
 Wendell Johnson, 1931

⇨58

Mitchell Meyers, 2016-15
 Cory Morrissey, 2014
 Jared Weaver, 2012-11
 Hayworth Hicks, 2008
 Seth Zehr, 2006-05-04-03-02
 Erik Anderson, 2004-03-02
 Scott Davis, 2000-1999-98-97
 Scott Scheide, 1997
 Michael VerMeer, 1994
 Eric Martin, 1993
 Dan Milner, 1992-91-90-89
 Tyrone Davis, 1988
 Scott Benson, 1987-86-85-84
 Chuck Meyers, 1983-82-81-80-79
 Pat Henriksen, 1978-77-76
 Bob Police, 1974
 Chuck Blaskovich, 1973-72
 Bob Matey, 1971-69
 Don Stanley, 1967-66-65
 Ernie Kun, 1962
 Ron Ratliff, 1960
 Bill Lambert, 1943
 Melvin Shanda, 1942-41
 Merle Osborne, 1940-39-38
 Harold Alger, 1937
 Donald Anderson, 1936
 Hardle, 1935
 Richard Brisbin, 1934
 Hiram Roe, 1933-32
 Richard Wilcox, 1929-28
 Ray Galbraith, 1927
 Harry Toom, 1926

⇨59

Trey Benson, 2015-14
 Charley Forey, 2013-12
 Preston Kaufman, 2010-09-08
 Brian Ekwelundu, 2006
 Landon Streit, 2005
 Drew Strube, 2004
 Derek Walters, 2001
 Matt Hensler, 1999-98
 Jason Weite, 1997-96-95
 Jason Klootwyk, 1994
 Travis Cox, 1993-92-91-90

Jim Fotos, 1989
 Mark Foley, 1988
 Randy Richards, 1987-85-84-83
 Chris Cox, 1986
 Jeff Lambert, 1982-81
 Clint Loy, 1980-79
 Tom Stonerook, 1978-77-76
 Ray Amos, 1975
 Jack Thomas, 1974-73
 Bob Berger, 1972-71-70
 Mike Lorber, 1969-68
 Bob Smith, 1967
 Ed Pundt, 1966
 Randy Vick, 1965
 Dick Bliss, 1943-42
 John Buoy, 1941-40
 Bill Bliss, 1939-38-37
 Russell Coundiff, 1936-35-34
 Gilbert McQuern, 1932
 Richard Grefe, 1931
 Bob Fisher 1925

⇨60

Quinn Sonntag, 2016-15
 Taimon Moran-Hoyme, 2010-09
 Brandon Johnson, 2008-07-06-05-04
 John Barghusen, 2003-02
 Brent Nelson, 2003-01-00
 T.J. Tuetken, 1999-98-97-96
 Caleb Smith, 1997
 Mark Konopka, 1995-94-93-92-91
 Eric Carlson, 1990-89
 Alan Patten, 1988-87-86
 Brian Barkley, 1985
 Mike Shindelar, 1984-83
 Mark Lichtenberg, 1981
 Cal Jacobs, 1980
 Ron Wagner, 1978
 Randy Koch, 1978-77-76-75
 Brad Storm, 1974-73-72
 Mike Terrizzi, 1971-70
 Larry Gaffin, 1968-67-66
 Wayne Lueders, 1965-64-63
 Bob Wolf, 1962

Jack Payne, 1960
 Art Stephens, 1959
 Ray Fausner, 1958
 Ron Barnhart, 1957
 Phil Zink, 1954-53
 Bob Olson, 1952-51-50
 Dana Omer, 1949-48
 John McKee, 1944
 Ken Keough, 1944
 George Gast, 1943-42-41
 Ed Woodruff, 1938
 Warren Shoemaker, 1937
 Ed Blumenstein, 1936-35-34
 Frank Driggins, 1933
 Glen Liston, 1932
 Charles Keasey, 1927
 F. Bondor, 1924

⇨61

Brian Bobek, 2016
 Jacob Sandoz, 2015
 Nick Beckman, 2012-11

Cameron Murray, 2009
 Nick Slobodsky, 2008-07
 Bonner Tuinstra, 1999
 George Cunningham, 1998-97
 Aaron Mauga, 1996
 Jason Puz, 1995-94-93-92
 T.J. Tuetken, 1995
 Ted Dooley, 1991-90
 Chris Hergenraider, 1989-88
 Mike Gukeisen, 1987
 Eric Holm, 1985
 Mike Bruening, 1983
 Doug Fischer, 1982-81-80
 Tim Vande Merkt, 1979-78
 Ron McFarland, 1977-75-74
 Bob Herman, 1973-72
 Lon Coleman, 1971
 Elve Average, 1970
 Dan McAvoy, 1968
 Dennis Bandy, 1967
 George Dimitri, 1966
 Frank Belichick, 1965-62
 Ted Jones, 1963
 Dan Celoni, 1961-60-59
 Ralph Losee, 1958-57
 Ron Bredaseni, 1956-55
 Gean Kowalski, 1953-52
 Charles Coey, 1951
 George Heick, 1950
 Joe Brubaker, 1949-48
 Tom Bond, 1944
 Harold Hayes, 1944
 Bernie Mortensen, 1943
 Richard Swanson, 1942
 Henry Wilder, 1938-37
 Healy Burnham, 1936
 Fitch, 1935
 Donald Theophilus, 1934-33-32
 Joseph Croker, 1928
 John Kulp, 1926
 Ed Hill, 1925
 D. Chesneau, 1924

⇨62

Nick Fett, 2016-15-14-12
 Chance Benoit, 2011
 Brandon Jensen, 2010
 Nate Frere, 2009-08-07-06
 Johannes Egbers, 2005-04-03-02
 Adam Perpich, 2001
 George Cunningham, 2000
 Travis Atkins, 1998
 Jeremy Johnson, 1997
 Joe Cominsky, 1996-95
 Jim Kolbet, 1994-93
 Doug Skartvedt, 1993-92-91-90-89
 Rich Moore, 1988-87
 Eric Huhndorf, 1986-85-84-83
 Rob Radosevich, 1982-81
 Kenny Neil, 1980-79-78-77
 John Wodziaik, 1974
 Dom Bosco, 1973-72
 Steve Stroup, 1971-70-69
 Terry Voy, 1968
 Dennis Storey, 1967-66-65
 Ken Pigott, 1963

Ralph Esposito, 1962
 Al Perez, 1960-59
 Jerry Donohue, 1958
 John Murphy, 1956-54
 Bob Bird, 1955
 Weldon Thacker, 1953-52
 Gean Kowalski, 1951
 Bill Byrus, 1950
 Bill Myers, 1949-48
 Carl Kern, 1929-28
 P. Konecky, 1924

⇨63

Ryan Glenn, 2015-14-13
 Patrick McCaffery, 2013-12-11
 Ben Lamaak, 2010-09-08-07
 Scott Stephenson, 2006-05-04
 Craig Kuhrt, 2003
 Gerald Johnson, 2001
 Ben Bruns, 2000-1999-98-97-96
 Dale Rowley, 1995-94-93-92
 Dave Ward, 1991-90-89
 Vince Jasper, 1986-85-84-83
 Wes Winnekins, 1982-81
 Ron Wagner, 1980
 Mike Stensrud, 1978-77-76-74
 Dan Hanover, 1974
 Gary Little, 1973-72
 Terry Andringa, 1972
 Jim Mraz, 1971-70
 Mike Bliss, 1969-68-67
 Clarence Bates, 1966
 Mike Turk, 1965
 Bob Engebretson, 1964
 Chuck Steimle, 1963-62-61
 Hank Vogelman, 1960-59
 Jerry Schoenfelder, 1958-57
 Howie Heinrich, 1956
 Rich George, 1955
 Wayne Horras, 1954
 Russ Johnston, 1953
 Dwight Nichols, 1952-51
 Jimmy Myers, 1948
 Bill Travers, 1944
 Howard Braunstein, 1944
 Gilbert Carafiol, 1943
 Ray Tenhoff, 1941-40
 Oscar Baerenwald, 1936
 Harold Birney, 1935-34
 Harry Johnson, 1929-28
 Gould Ayres, 1927
 John Miller, 1926
 Woodhull, 1924

⇨64

Karson Green, 2016
 Scott Schilb, 2015
 Ethan Tuftee, 2013-12-11-10-09
 Trent Claussen, 2004-03-02
 Joseph Johnson, 2001
 Andrew Kelley, 2000-1999-98-97
 Erol Arkan, 1996-95
 Chris Blohm, 1994-93
 Mike Malloy, 1991-90-89
 John Smith, 1987-86-85
 Bill Hanley, 1983



Ted Clapper, 1982-81-80-79
Tom Randall, 1977-76-75-74

⇒**66**
Terry Andringa, 1974-73
Steve Loney, 1973-72
Steve Burns, 1972-71
Scott Seeliger, 1970
Bill Easter, 1969-68
Vern Skripsky, 1967
Bill Brooks, 1966-65
Lynn Kettleston, 1964
Tom Trafals, 1963
Tom Postak, 1962
Gary Astleford, 1961
Bruce Grasser, 1960
Tom Ferrebee, 1959-58
Bob Bird, 1957-56
Jim Lyons, 1955
Ron Bredeson, 1954
Jim McCann, 1953
Ron Swanson, 1952-51-50
Wayne Seibold, 1949-48-47
Jim Riding, 1946-45-44
Howard Tippee, 1943
Robert Ash, 1942-41
Melvin Happe, 1940-39
Clyde Shugart, 1938-37-36
Joe Smoke, 1937
R. Johnson, 1935
Lynn Grimes, 1925

⇒**65**

Nate Cave, 2015
Jacob Gannon, 2014-13-12-11-10
Patrick Steinbach, 2008-07
Randy Kellman, 2007
Fabian Dodd, 2005-04
Bob Montgomery, 2003-02-01-00-1999
Jay Super, 1998-97
Brad Jacob, 1998
Patrick Augafa, 1996-95
Travis Block, 1991-90-89-88
Ray Pruchnicki, 1987
Ricky Wells, 1986
Kevin Eggleston, 1985-84-83-82-81
Bill Hambrick, 1980
Al Johnson, 1979
James Key, 1978
Joe Seymour, 1976
Dave Greenwood, 1975
Rick Chiaculas, 1974
Bob Luke, 1973
Terry Reelitz, 1972
John Griglione, 1970-69
Ted Hall, 1968-67-66
Sam Ramenofsky, 1965-64-63
John Van Sicklen, 1962
Dick Scesniak, 1961-60-59
Dave Munger, 1958-57
Ed Arndt, 1956
Bob Meyer, 1955
Bob Wellendorf, 1954
Larry Herbold, 1953
Clyde Titus, 1952-51-50
Joe Roach, 1933
Jack Stolp, 1932
John Kulp, 1928

Woodhull, 1925

⇒**66**
Noah Juergensen, 2016
Jacob Dunning, 2015-14-13-12
Stewart Holloway, 2010
Kylie Slifka, 2009-08-07
Joe Blaes, 2007
Nick Leaders, 2005-04-03-02
Stan Campbell, 2005-04-03
Kerry Carlson, 2000
Kit Curry, 2000
Ryan Meyer, 1998-97
Doug Easley, 1996-95-94
Todd McClish, 1992-91-90
David Heyn, 1988-87-86-85-84
John Smith, 1983
Steve Thomas, 1982
Mike Jensen, 1981-80
Dick Cuvelier, 1979-78-77-76
Nate Parker, 1975
Terry Reelitz, 1974-73
Greg Vondrak, 1972
Harold Bassett, 1971-70
Fred Jones, 1969-68
Rick Burchett, 1967-66-65
Ted Jones, 1964
Carl Proto, 1961
Ed McGinty, 1959
Chuck Muelhaupt, 1956
John Murphy, 1955
Weldon Thalacker, 1954
Jim Champlin, 1953-52
Jack Lessin, 1950
Maurice Grier, 1943
Dean Thomas, 1942
Jean Lange, 1941-40
Ted Lang, 1938
Vincent Olberding, 1937
Wyman Maulsby, 1935-34
Harold Walker, 1932
Orrie Roe, 1929-28-27
Walter Weiss, 1925

⇒**67**

Jake Campos, 2016-15-14-13
Sam Tautolo, 2012-11
Kody Sjoblom, 2012-11-10
Matt Hulbert, 2008-07-06
Luke Vander Sanden, 2004-03-02-00
Cory Hannen, 2001-2000-1999-98-97
Paul Skartvedt, 1996-95-94
Todd Miller, 1993-92-91-90-89
Mark Foley, 1987
Steve Renfro, 1987
Brett Lawrence, 1986-85-84
Benn Musgrave, 1983-82-81-80
Rocky Hugee, 1979-78
Dave Williams, 1977
Dave Greenwood, 1976
Bob Bos, 1975-74-73
Mike Ybarra, 1972-71-70
Dan Falder, 1972
Mike O'Neill, 1968
Tom Saxe, 1967-66
Lynn Kettleston, 1965

Tim Brown, 1963-62-61
Tim Pichotta, 1960
Gary Astleford, 1958
Don Springer, 1957
Russ Johnston, 1956
Rex Giuntoli, 1955
Jack Kruger, 1954
Wayne Horras, 1953
Jack Lessin, 1952
Stan Campbell, 1951-50-49
Kenneth Ames, 1932
Johnnie Miller, 1927

⇒**68**

Brian Seda, 2016-15-14-13
Tadd Bergan, 2008
John Tjaden, 2006-05-04-03
Zach Butler, 2002-01-00-1999-98
Eddie Shufford, 1997-96-95
Marcel Howard, 1997
Brad Smith, 1993
Lance Henkel, 1991-90-89-88-87
Jeff Leaders, 1986
Doug Van Sloten, 1985-84-83
Todd Krieger, 1982
Walt Schneiter, 1981-80
Larry McCaulley, 1979-78
Gary Collings, 1979
Marc Butts, 1978
Kevin Cunningham, 1977-76-75-74
Kent Barghous, 1973
Bob Martinson, 1972-71-70
Doug Louge, 1969
Tom Salerno, 1968
Bob Berrington, 1967-66-65
Charles Wahtola, 1963
Paul Ritchie, 1962
Jeff Warner, 1961
Gale Douglas, 1960
Jack Tilles, 1957-56
George Buckman, 1955-54
Erhard Moosman, 1953-52
Herb McDermott, 1950-49
Richard Grefe, 1932
Wayne Welty, 1929
Robert Stevenson, 1928
Zellers, 1925

⇒**69**

Kory Kodanko, 2016-15-14
Nick Kron, 2013-12-11
Kyle Lichtenberg, 2013-12-11-10-09
Scott Fisher, 2006-05
Bastian Schober, 2004
Dwayne Johnson, 2002
Luke Vander Sanden, 2001
Scott Rickard, 2000-1999
Nathan Jorgenson, 1997-96-95
Nigel Tharpe, 1996
Brian Wilkinson, 1994-93-92-91-90
Keith Sims, 1989-88-87-86
Jeff Leaders, 1985
Mark Nelson, 1983
Carl Nelson, 1982-81-80-79-78
Dave Cheesbrough, 1978-76
Wally Yelverton, 1974

Mark Wessenaar, 1973
Greg Thies, 1972
Bob Belluz, 1971-70
Bob Banger, 1969
Tom Alton, 1967-66-65
Ed Kimbrough, 1964-63
John Berrington, 1962
Bill Mosseller, 1960
Jack Tilles, 1955
Dick Callahan, 1954
Bill Wilson, 1953-52
Bill Armstrong, 1944
Meredith Warner, 1943
David Sharp, 1942
Leo Quinn, 1939-38
Robert Johnson, 1937
Roberts, 1935
Kenneth Ames, 1934
Amos Dana, 1933-32
Al Thornburg, 1925

⇒**70**

Oge Udeogu, 2016
Daniel Burton, 2015-14-13-12
Drew Davis, 2012-11-10-09-08
Tom Schmeling, 2007-06-05-04
Bastian Schober, 2003
Jared Otto, 2003-02
Mitch Kennedy, 2001
Ben Beaudet, 2000-1999-98-97-96
Chad Billings, 1995
Troy Petersen, 1994-93-92-91-90
Scott Brandt, 1985-84-83-82
James Key, 1981-80-79
Al Grissinger, 1978-77-76
Randy Young, 1975-74-73
Jim Christensen, 1972-71-70
Bob Herman, 1971
Mike Ashton, 1969
Dan Robinson, 1968-67-66
Bob Evans, 1965-64
Dave Thomas, 1962
Tom Graham, 1961-60-59
Ed Roberts, 1956
Ralph Yoder, 1955
Berwyn Nelson, 1954
Jack Kruger, 1953
Bill Byrus, 1952-51
Ralph Bartleman, 1950
Lou Bosnyak, 1948
Ray Berger, 1932
Paul Galbraith, 1925

⇒**71**

Robby Garcia, 2016
Nick Severs, 2015-14-13
Carter Bykowski, 2012-11-10
Ray Baysinger, 2009-08-07
Ahtyba Rubin, 2007-06
Jordan Goos, 2005-04
Casey Shelton, 2003-02-01
Mitch Ehrenfelt, 1999
Eugene Bernal, 1998
Karl Levetzow, 1997-96
Eric Nasstrom, 1991-90-89-88
Jeff Lambert, 1985-84



ALL-TIME NUMBERS

Dan Martin, 1983-82-81-80
 Greg Rensink, 1979-77
 Greg Miller, 1974
 Dan Kneller, 1973-72-71
 Bob Falk, 1971
 Bob Bognar, 1970
 Willie Muldrew, 1967-66
 Merlin Trausch, 1965-64
 Tom Trafals, 1962
 Bill Merridith, 1961
 Don Chartier, 1957
 Ralph Losee, 1956
 Jim McCaulley, 1955-54
 Bob Wellendorf, 1953
 Ron Thompson, 1951
 Paul Strohmman, 1950
 Harry Waugh, 1949
 Jim Jessen, 1948
 Jack Fathauer, 1944
 Stanley Anderson, 1942
 Claude Hayes, 1941-40-39
 Wayne Suesens, 1937-36
 Massa, 1935
 Marlowe Williams, 1934-33-32

⇨72

Sean Foster, 2016
 Brock Dage, 2015-14-13-12-11
 Kelechi Osemele, 2011-10-09-08-07
 Jordan Goos, 2006
 Kory Pence, 2005-04-03-02
 Johannes Egbers, 2001
 Andy Stensrud, 2000
 Bill Marsau, 1999-98-97-96-95
 Chad Billings, 1997-96
 Kyle York, 1994-93
 Robert Looney, 1991
 Gene Williams, 1990-89-88-87
 Casey Hayes, 1986-85
 Bruce Reimers, 1983-82-81
 Donald Spears, 1980-79
 Mike Gannon, 1978
 Jim Sweeney, 1977
 Ralph Meckstroth, 1976
 Karl Schueneman, 1974-73
 Paul Ridder, 1972
 Dennis Olson, 1972
 Ray Harm, 1971-70
 John Griglione, 1968
 Georg Salisbury, 1967
 Ted Tuinstra, 1966-65
 John Van Sicklen, 1964-63
 Dick Walton, 1962-61-60
 Jerry Schoenfelder, 1959
 Pete Davis, 1957
 Oliver Sparks, 1956
 Roger Harrington, 1955
 Ralph Brown, 1954-53-52
 John Tillo, 1950-49-48
 William Dixon, 1933-32
 Hampton Long, 1928
 Russell Smith, 1927
 Frank Mayer, 1925

⇨73

Will Windham, 2016-15-14

Shaban Dika, 2012-11-10
 Reggie Stephens, 2009-08-07-06-05
 Collins Eboh, 2004
 Dan Frank, 2003-02-01
 Ross Dean, 2000
 Jordan Carstens, 1999
 Marc Cortez, 1998-97-96-95
 Tony Booth, 1994-93-92-91-90
 Ben Mitchell, 1988-87-86
 Paul McLain, 1985
 Hugh Jebson, 1983
 Steve Little, 1982-81-80
 Terry Earnest, 1979-78-77-76
 Sherman Miller, 1974-73-72
 Joe Marconi, 1971-70-69-68
 Roger Ashland, 1967
 Dick Schafroth, 1966
 Larry Brazon, 1965
 Eli Strand, 1964-63
 Dick Kasperek, 1962
 Larry Van Der Heyden, 1960-59-58
 Al Rickert, 1956
 Dick Callahan, 1955
 Paul Strohmman, 1954
 Don Ulm, 1953
 Bob Matheson, 1952-51-50
 Bob Brettman, 1949
 Phil Brinkman, 1948
 Rex Wagner, 1944
 Kenneth Van Dusen, 1943
 Alfred Beckham, 1941
 Lloyd Schubert, 1940
 Bob Russell, 1939
 George Bazik, 1938-37-36
 Thomas, 1935
 Paul Berger, 1934
 Robert Elkins, 1933
 Donald Grefe, 1932
 Carl Rudi, 1927

⇨74

Bryce Meeker, 2016-15
 Tom Farniok, 2014-13-12-11-10
 Joe Vanstrom, 2008-07
 Jason McGinty, 2005-04
 Wade Boehm, 2003-02-01
 Austin Arndt, 2002
 Ryan Terpening, 2000
 Vince Kelly, 1999-98-97
 Jack Mitchell, 1996-95
 Doug Ragaller, 1994-93-92-91
 Lawrence Roberts, 1990
 Anton Petzelka, 1985-84
 Scott Nelson, 1983-82-81-80-79
 Jeff Yurchak, 1978-76
 Pierre Galinas, 1975
 Mitch Omer, 1974
 Willie Gillis, 1973-72-71
 Bill Bousquet, 1970
 Craig Boller, 1969-68-67
 Bob Evans, 1966
 Art Lakes, 1965
 Dick Paukert, 1964
 Bruce Grasser, 1963-62-61
 Gary Astleford, 1960
 Charlie Martin, 1958

Don Metcalf, 1957-56
 Oliver Sparks, 1955
 Gene Frank, 1954
 Don Lucas, 1953
 Ed Schillmoeller, 1952
 Bob Jacobson, 1951-50-49
 Lowell Titus, 1948

⇨75

Breion Creer, 2016-15
 Duaron Williams, 2014-13-12
 Hayworth Hicks, 2011-10-09
 Doug Dedrick, 2008-07
 Aaron Brant, 2006-05-04-03
 Emmanuel Valcourt, 2002
 Marcel Howard, 2001-00-1999-98
 Matt Rahfaldt, 1997-96-95-94-93
 Bruce Miller, 1992
 Lance Keller, 1991
 Randy Bern, 1989-88-87-86
 Bruce Westemeyer, 1985-84-83-82-81
 Tim Stonerook, 1980-79-78-77-76
 Herb Linn, 1975
 Dave Greenwood, 1974
 Don McCarthy, 1973
 Geary Murdock, 1972-71-70
 Roger Ashland, 1969
 George Dimitri, 1968-67
 Dick Schafroth, 1965
 Tom Trafals, 1964
 Dave Happ, 1962
 Harvey Anderson, 1960
 Jim Van Buren, 1958
 Lyle Carlson, 1957-56
 Ray Tweeten, 1955-54
 Ron Thompson, 1953
 Bob Brettman, 1952-50
 Ralph Brown, 1951
 Tom Southard, 1948
 Carl Ours, 1926
 E.A. Anderson, 1925

⇨76

Keenan Forbes, 2016
 Jamison Lalk, 2015-14-13-12-11
 Zack Spears, 2011-10-09
 Lee Tibbs, 2007-06
 Joe Vanstrom, 2006-05
 Chris O'Hollearn, 2004-03-02
 Lorenzo White, 2001-00
 Ryan Gerke, 1999-98
 Jim Tuso, 1997-96-95-94
 Scott Klug, 1992-91
 Tony Meyer, 1990
 Kelly Day, 1986
 Brian Neal, 1981-80-79-78-77
 Bob Herman, 1974
 Jerry Allis, 1973-72-71
 Duane Ohrt, 1972
 Tim Connor, 1970
 Jim Crow, 1969-68
 John Chism, 1967-66-65
 Bill Allen, 1964-63-62
 LeRoy Pindara, 1961
 Ron Walter, 1960-59-58
 Bill Robitaille, 1957

Dick Brus, 1956
 Ed Roberts, 1955
 Bervin Nelson, 1953
 George Heick, 1952
 Jim Foster, 1951
 Ted Sandberg, 1950-49
 Glenn Luymes, 1948
 Richard Campbell, 1928
 Carl Kern, 1927

⇨77

Keegan Pullis, 2016
 Oni Omoile, 2015-14-13-12-11
 Alex Alvarez, 2010-09-08-07
 Paul Fisher, 2006-05
 Joe Vanstrom, 2004
 Cory Wierson, 2003-02
 Brian Donahue, 2001-00-1999-98-97
 Tim Kohn, 1996-95-94-93
 Bryan Guill, 1994-93
 Brian Porter, 1991-90
 Dave Benoit, 1989-88
 Mike Cerveny, 1989
 Lyle German, 1985-84
 Greg Litter, 1982
 Thaddeus Watkins, 1981-80
 Darryl Koch, 1979-78
 Ted Clapper, 1978
 Al Moton, 1977
 Gerry Petsch, 1976-75-74
 Henry Lewis, 1973-72-71
 Steve Berigan, 1972
 Darrell Jansonius, 1970
 Tim Jeffries, 1969-68
 Bob Engebretson, 1966
 Chuck Wahtola, 1965-64
 Don Andersen, 1962-61-60
 Jerry Ciszewski, 1959
 Andris Poncius, 1957-56
 Skip Allison, 1955
 Jack Lessin, 1953
 Jack Erickson, 1952
 Bill Wilson, 1951
 Lowell Titus, 1950
 George Friedl, 1949-48
 Norm Thomas, 1925

⇨78

Colby Lafrenz, 2016
 Wendell Taiese, 2015-14
 Bob Graham, 2013-12-11-10
 Joe Klerekoper, 2008-07
 Bastian Schober, 2006-05
 Collin Menard, 2003-02
 T.J. Woods, 2000
 David Knapp, 1998
 Eugene Bernal, 1997-96
 Gene Everett, 1995-94
 Jeremy Dingeman, 1994-93
 Scott Armbrust, 1992-91-90-89-88
 Gene Harris, 1987-86-85
 Roger Youngblut, 1984
 Chris Boskey, 1982-81-79-78
 Jim Ruprecht, 1978
 Kevin Van Meter, 1977
 Dan Hanover, 1976



ALL-TIME NUMBERS

Jon McCarthy, 1974-72
Lawrence Hunt, 1973-72-71
Jerry Berna, 1970-69-68
Ken Bixby, 1967-66
Joe De La Rosa, 1965
Ted Tuinstra, 1964
Merlin Trausch, 1963-62
Jeff Eckard, 1960
Terry Pearson, 1958-57
Ralph Yoder, 1956
Lyle Carlson, 1955
Don Schulze, 1954
George Alleman, 1953-52
Lowell Titus, 1949
Robert Burton, 1929-28-27
Elmer Kingery, 1925

⇒79

Shawn Curtis, 2016-15-14-13
Brayden Burris, 2012-11-10-09-08
Luke Pinkelman, 2007
Jason Fiacco, 2005
Matt Bockes, 2003-02-01-00-1999
Charlie Bogwill, 1998-97-96-95-94
Ed Machin, 1993
Brian Krausman, 1991
Brent Olsen, 1990
Ted Johnson, 1989
Dave Martin, 1987-86
Mike Roberts, 1985-84-83-82-81
Jim Ruprecht, 1980-79
Jim Wilson, 1978-77
Tom Roloson, 1976-75
Mitch Hallett, 1974-73
Kevin Hauck, 1973
Merv Krakau, 1972-71
Tom Barnes, 1970-69-68-67
Dick Paukert, 1966-65
Norm Taylor, 1964-63-62
Terry Snyder, 1961
John Scheldrup, 1958
Bob Herbst, 1956
Jack Tyson, 1955
Dick Mohr, 1952
Jack Lessin, 1951
Dick Brockmeyer, 1950-49
Casey, 1926

⇒80

Carson Epps, 2016-15
Vince Horras, 2016-15-14
Justin Coleman, 2013-12-11
Drew Mitchell, 2010-09
Darius Darks, 2008
Brandon Tinlin, 2007-06-05-04
Lance Young, 2003-02-01
Andy Stensrud, 1999-98-97
Dustin Avey, 1996
Jerome Henry, 1995-94-93
Ben Harvey, 1992-91
Lamont Hill, 1990
Harold Champion, 1989
Dave Boerschel, 1988
Dan Bishop, 1987
Keith Schrage, 1986-85-83
Scott Williams, 1984

Jim Luebbers, 1982-81
Bruce Reimers, 1980-79
Clive Sands, 1975
Dave Brosher, 1974
Doug Keown, 1972-71
Tom Jacks, 1972
Tom Locks, 1972
Tom Lorenz, 1970-69-68
Wayne Perry, 1967-66
Ben Bunte, 1965
Rosevelt Ellerbe, 1964-63-62
Don Webb, 1960-59
Jerry Donohue, 1956
Fred Bunch, 1955
Bob Rohwedder, 1953-52-51
Sy Wilhelmi, 1950-49-48
Lincoln Cory, 1925

⇒81

Denver Johnson, 2016-15
Quan West, 2014-13-12
Ricky Howard, 2012-11-10
Michael Klacik, 2009
Jason Carlson, 2008
Michael Tate, 2008-07
Jon Davis, 2006-05-04-03-02
Bailey Johnson, 2006
Josh Stensrud, 2001-00-1999-98
Ed Williams, 1997-96-95-94
Brandon Hughes, 1993-92-91
John Glotfely, 1990-89-88
John Kooi, 1987
Dave Benoit, 1986
Danny Gantt, 1985-84
Jerry Buttz, 1983
Paul Turner, 1982
Mark Weidemann, 1980
Al Moton, 1978
Jim Nissen, 1976
Nelson Taylor, 1974
Willie Jones, 1973-72-71
Chuck Wilkinson, 1970-69-68
Dennis Esselmann, 1967-66-65
Larry Hannahs, 1963-62-61
Carl Proto, 1960
Al Rickert, 1957
Jerry Bartelt, 1956-55
Jerry Marshall, 1954-53
Carl Brettschneider, 1952-51-50
Jim Foy, 1948
Kern Elerick, 1928
Karl Fischer, 1927
Charles Hill, 1925

⇒82

Landen Akers, 2016
John Banta, 2016
Scotty Schaffner, 2014
Derek Hammann, 2013-12
Reid Branderhorst, 2011-10
Marquis Hamilton, 2009-08-07-06-05
R.J. Sumrall, 2004
Lane Danielson, 2003-02-01-00-1999
Darryl Taylor, 1998-97
Erick Turner, 1996
Dan Rowley, 1995
Brad Patrick, 1994

Paul Skartvedt, 1993
Ron Puettman, 1992
Scott English, 1991
James Osborne, 1990
Omar Helm, 1988
Scott Nygaard, 1988
Tom Schulting, 1987-86
Brian Bradley, 1985
Dave Smoldt, 1984-83-82-81-80
Bill Herren, 1979-78-77
Otis Rodgers, 1976-75
Clive Sands, 1974
Charles Penn, 1972
Dave McCurry, 1971-70
Ken Pigott, 1964-62
Lou Gartner, 1960-59-58
Dennis Blanchard, 1956
Jim Stuelke, 1955-54
Jack Lindstrom, 1953-52
Barney Alleman, 1951
Howard Jensen, 1950-49
Bob Erwin, 1948
Floyd Lounsberry, 1929
Edwin Krekow, 1928
Burton Dutton, 1927
Curtis, 1926
E. Hill, 1926

⇒83

Jalen Martin, 2016
Brett Medders, 2015-14-13-12-11
Jake Williams, 2010-09-08
Travis Ferguson, 2008-07-06-05-04
Derrick Catlett, 2005
Jamaul Montgomery, 2003-02-01-00
Reggie Moore, 1999-98
Gerrick Bivins, 1997-96-95
Dan Dostal, 1994-93-92-91-90
Tyrone Williams, 1989-88
Jeff Wodka, 1985-84-83-82-81
Tim Copeland, 1980
Greg Smith, 1979-78
Dan Martin, 1979
Bob Overton, 1974-73
Tom Padjen, 1972-71-70
Roy Snell, 1969-68
Bob Brouillette, 1967
Jim Cunningham, 1966-65-64
Scott Tiek, 1962-61
Sam Grooms, 1960
Gale Gibson, 1958-57-56
Ron Schwartz, 1955
Barney Alleman, 1954-53-52
Jim Doran, 1950-49-48
Dan Cherry, 1927

⇒84

Amechie Walker, 2016
Jake Lemming, 2014
Ernst Brun, 2013-12-11
Michael Klacik, 2010
Derrick Catlett, 2009-08-07-06
Jason Berryman, 2005-03
Brandon Tinlin, 2003
Jason Lyftogt, 2001-00-1999-98

Willie Perryman, 1997
Josh Rank, 1996
Mitch Brocato, 1995-94
Mike Sakalas, 1993
Scott Wamsley, 1991
Marty Laurich, 1989
Matt Fauser, 1988
Hughes Suffren, 1987-84
Earl Collins, 1987
Curtis Livingston, 1983
Greg Buttz, 1982
Doug Allen, 1981-80
Curtis Levingsblad, 1979-78-77-76
Don Greenwood, 1973-72
Les Mitchell, 1971-70
John Koningswood, 1968
Brian Fiekema, 1967-66-65
Ernie Kun, 1964-63
Steve Sturek, 1961
Dave Clayberg, 1960
Leo Marshall, 1959-58
Bill Fogarty, 1957-56
Bob Clark, 1955-54-53
Roger Cunningham, 1952-51
Jim Rock, 1949
Vernon Hall, 1925

⇒85

Colby Shane, 2016
Connor Greene, 2016-15
Marley Allison, 2015
Mitchell Harger, 2014-13-12
Devin Lemke, 2013-12
Mark Phillips, 2011
Bailey Johnson, 2010-09-08-07
Jarred Carlson, 2010
Donnie Jennert, 2009
Justin Lillie, 2008
Tanner Tracy, 2005
Kenny Segin, 2004-03-02-01
DeAndre Phillips, 2000
Robert Brown, 1998
Tom Radke, 1997-96-95
James Brooks, 1994-93-92-91-90
Shawn Chambers, 1992
Mike Busch, 1989-88-87-86
Matt Rouse, 1989
Dave Boerschel, 1987
Michael Posey, 1984
Paul Turner, 1983
George Jessen, 1982-81-80-79
Greg Meckstroth, 1978-77
Al Dixon, 1976-75-74
Ike Harris, 1973-72-71
Otto Stowe, 1970-69-68
Fred Jones, 1967
Don Graves, 1966
Gary Yeager, 1965
Dennis Alitz, 1964-63-62
Duane Marcellus, 1961-60
Brian Dennis, 1957-56
Harold Potts, 1955
Mell Woustopal, 1954-53
Keith Hemingway, 1952-51-50
Dean Laun, 1949-48
Roland Coe, 1925



ALL-TIME NUMBERS

⇨86

Cole Anderson, 2016-15
Alex Leslie, 2014-13
Kurt Hammerschmidt, 2012-11-10-09-08
Justin Lillie, 2007-06
Tyler Lorenzen, 2005
James Wright, 2004-03
Ryan Flanagan, 2001
Chris Anthony, 2000-1999-98-97
Mike Hansen, 1997-96-95
Ivory Mhoom, 1994-93-92
James McMillion, 1991-90
Stacy Harrison, 1989
Dennis Ross, 1988-87-86-85
Brett Blaney, 1983-82-81-80
Lee Weist, 1979-78
Mark Benda, 1976-75
Curt Vondrak, 1973
Scott Seeliger, 1971
Merv Krakau, 1970
John Kelly, 1969-68
George Maurer, 1966-65-64
John McGonegle, 1963
Ray Horky, 1961-60
Jid Winstead, 1958
Jim Stuelke, 1957
Tom Ferrebee, 1956
Mell Wostopal, 1955
Harold Potts, 1954-53
Dean Norman, 1949-48
Elmer Larson, 1929-28

⇨87

Sam Harms, 2016
Quan West, 2015
Cole Wilson, 2015
Chase Onken, 2014-13
David Irving, 2013-12-11
Chance Creekmur, 2012
Trey Seiser, 2010
Carter Bykowski, 2009
Alex Sandvig, 2008-07
Nick Campbell, 2006
Brett Jarvis, 2005
Andy Kohler, 2004-03-02
Tom Anthony, 2001
Steve Pfaller, 2000
Kenyatta Burris, 1999-98
Dennis DiBiase, 1996-95-94
Matt Rouse, 1992-91-90
Glen Waterhouse, 1992
Harold Champion, 1988
Dave Benoit, 1987-85
Robbie Minor, 1986-84-83
Doran Geise, 1982-81
Lou Vieceli, 1980-79-78
Steve Hicks, 1974
Doug Laz, 1973
Steve Loney, 1971
Briane Pauling, 1970
Greg Dukstein, 1969-68-67-66
Tom Trafals, 1965
Jim Bullis, 1963
Larry Murray, 1962-61-60
Bob Anderson, 1959-58-57
John Scheldrup, 1956

Bill Fogarty, 1955
Kim Tidd, 1954-53-52
LeRoy Beal, 1951-49
Miles Camery, 1948

⇨88

Justin Chandler, 2016-15-14
Matt Bannon, 2013
Ben Dinkins, 2013-12-11
Ja'Quarius Daniels, 2012
Collin Franklin, 2010-09-08-07
Ben Lamaak, 2006
Trent Flander, 2005
Tim TeBrink, 2003
Craig Kuhr, 2002
Tom Kucera, 2001-00
Erron Matthews, 2000-1999
Mike Zorich, 1998
Michael Jackson, 1998-97
Jason Grant, 1996
Mike Horacek, 1995-94-93-92-91
Richard Mahoney, 1990-89-88
Tom Stawniak, 1987-86-85-84
Michael Wade, 1983
Brett Lawrence, 1982
Dan Johnson, 1981-80
Guy Preston, 1978-77-76-75-74
Dave Greenwood, 1973
Bob Richardson, 1971-70
Sam Campbell, 1968-67-66
Randy Kidd, 1963-62-61
Dick Limerick, 1960
Max Wade, 1956
Mike Swale, 1952
Mal Schmidt, 1951-50-49
Harold Kornbaum, 1948
Webster Intermill, 1929-28

⇨89

Dylan Soehner, 2016
Clayton Henning, 2015
Jace Ortale, 2014
Pierce Richardson, 2013-12-11-10
Keith Blanton, 2009
Drew Mitchell, 2008
Eric Schultz, 2006-05
Rashaad Rasberry, 2004-03-02-01
Mitch Kennedy, 2000
Chinwuba Ikwuakor, 2000
Ross Dean, 1999
Damian Gibson, 1998-97-96-95
Bobby Campbell, 1994
Kurt Levetzow, 1993
Chris Spencer, 1992-91-90-89-88
Marcus Lester, 1986-85
Tracy Henderson, 1984-83
George Walker, 1981-80
Al Moton, 1979
Steve Weidemann, 1978-77
Glover Rogers, 1976-75-74-73
Tom Woolwine, 1971-70
Dick Kohler, 1969
Ted Reimer, 1968-67-66
Jim Monson, 1965
Larry Schreiber, 1962-61-60
Ron Fontana, 1957

Ron Schwartz, 1956
Jack Scheldrup, 1955
Larry Voetberg, 1954
Bill Cutter, 1953
Ron Thompson, 1952
Bob Voetberg, 1951-50
Glen Johnson, 1929

⇨90

Nathan Fagnani, 2016
Hunter Sickels, 2015-14
Mitchell Meyers, 2014-13-12
Mitch Amundson, 2013-12-11
Cleyon Laing, 2012-11-10-09-08
John Machado, 2006
Thomas Patton, 2005
Zac Brouillette, 2004
Klayton Shoals, 2003-02
Dwayne Johnson, 2001
Casey Shelton, 2000-1999
Greg Schoon, 1997-96-95-94-93
Richard Powell, 1991-90
Dan Daly, 1988
Craig Mahoney, 1987
Greg Litter, 1986-85-84-83
Jim Knuth, 1982
Ron Troyan, 1981-80-79-78
Scott Cole, 1980
Maynard Stensrud, 1976-75-74
Doug Wilke, 1973-72
Tom Potter, 1971-69-68
Roy Snell, 1970
Eli Strand, 1962
Bob Meling, 1953
Jay Marti, 1951
Wayne Reynolds, 1929

⇨91

Pierre Aka, 2016-15-14-13-12
Patrick Neal, 2011-10-09-08-07
Zac Brouillette, 2005
Tim TeBrink, 2004-02-01-2000
Kyle Krampe, 2001
Robert Brannon, 1999-98
Jack Mitchell, 1997
Sheldon Napastuk, 1996-95-94-93
Paul Schulte, 1991-90-89
Ted Dooley, 1987
David Ferguson, 1985
Barry Moore, 1984-83-82-81
Jim Nissen, 1980-79-78-77
Luther Blue, 1976
Keith Krepfle, 1973-72-71
Andy Waller, 1970-69-68
Bill Merrifield, 1960
Leo Olsen, 1955
Mike Swale, 1951
Charles Hood, 1929

⇨92

Jamahl Johnson, 2016
Adam Bradley, 2015-14
Austin Krick, 2013-12-11-10
Duane Hatfield, 2009
Jerrod Black, 2008-07
John Machado, 2005

Jordan Carstens, 2003-02-01-00
Darrion Branch, 1999
Terry Thomas, 1996
Oliver Ross, 1995
Anthony Scott, 1994-93-92-91
Matt Rysavy, 1994-93
Ted Dooley, 1989
Paul Kosnar, 1988
Rusty Stuart, 1985
Mark Crane, 1984
Brett Lawrence, 1983
James Ransom, 1982-81-80-79
Rick White, 1978-77-76
Jeff Yurchak, 1975
Andre Roundtree, 1974-73
Frank Pierce, 1971
Therman Couch, 1970-69
Eric Ghianni, 1968
Clyde Steners, 1967
Oliver Sparks, 1954
Ed Schillmoeller, 1951
Cecil Frederici, 1929

⇨93

Eric Silvester, 2016
Hiro Sasaki, 2015
Brandon Jensen, 2014-13-12-11
Sam Anker, 2010-09
Aaron Moore, 2010-09
Carter Bykowski, 2008
Bryce Braaksma, 2007-06-05-04
Kyle Knock, 2002-01-00-1999-98
Jon Calease, 2002-01
Kevin Costello, 2000-1999
Matt Rysavy, 1997-96-95
Joshua Yates, 1994
Brandon Geise, 1993-92
Matt Grubb, 1991-90-88
Mike Ernst, 1987
Johnny Lomax, 1985
Steve Little, 1984-83
Mark Carlson, 1982-81-80-79
Mike Leaders, 1977
Lenzy Perine, 1976-75-74-73
Steve Burns, 1970
Ray Harm, 1969-68
Jim McCauley, 1951
Lawrence Reid, 1929

⇨94

Devlyn Cousin, 2014-13-12
Jake McDonough, 2012-11-10-09-08
Stephon Dale, 2006-05
Caleb Van Cleave, 2004-03-02
John Hines, 2001
Aaron Howard, 2000
George Cunningham, 1999
Jared Bucksa, 1998-97
Alphonso Carter, 1995-94
Marc Harris, 1993
Brent Olsen, 1992-91
Matt Kuhns, 1990-89
Mike Shane, 1985
James Butler, 1984
Jeff Lambert, 1983
Ralph Conner, 1982-81



Lloyd Studniarz, 1980-79-78-77
 Les Leonard, 1975-74
 Lon Coleman, 1973-72
 Reggie Shoemaker, 1971-70
 Larry Herrman, 1968
 George Heick, 1951
 Bervin Nelson, 1950
 Harold Teach, 1929

⇒95

Robby Garcia, 2015-14-13
 Ben Boesen, 2015-14-13-12-11
 Walter Woods, 2013-12-11-10-09
 Chris Moore, 2011
 Spenser Zegers, 2008
 Matt Berg, 2006
 Beau Klaffke, 2003-02
 Willie Judd, 2001-00
 Brent Braaksma, 2000
 Clyde Sanders, 1998
 Jeremy Johnson, 1996
 Kurt Levetzow, 1995-94
 Eric Machin, 1993
 Matt Rehberg, 1991-90-89-88-87
 Bill Berthusen, 1986-85-84-83-82
 Todd Hedgespeth, 1981
 John Meis, 1979-78-77
 Ray King, 1975-74-73
 Greg Mulhall, 1972-71-70
 Dick Muller, 1969
 Richard Valentine, 1929

⇒96

Connor Assalley, 2016
 Ma'Kayle Phillips, 2015-14
 Rob Staub, 2013-12
 Paul Zinnel, 2011
 Austin Alburtis, 2009-08-07-06
 Matt Wood, 2005-04
 Eric Schmitz, 2003
 Brent Nelson, 2002
 Paul Jarrett, 2001-00
 Mike McKnight, 2000-1999-98
 Kyle Pelecky, 1997-96-95
 Bryan Guill, 1996
 Greg Rogala, 1993
 George Conditt, 1992-91-90-89
 Perry Lawres, 1985-84
 Rodney Hutchins, 1983-82-81-80-79
 Tom Boskey, 1978-77-76-75
 Kevin Cartier, 1974-73
 Duane Ohrt, 1974-73
 Dave Jahnke, 1971-70
 Scott Seeliger, 1969
 Ward Barrit, 1950
 Kern Elerick, 1929

⇒97

Demond Tucker, 2016-15
 Tyler Harmeyer, 2014-13
 Jordan Studer, 2012
 Stephen Ruempolhamer, 2011-10-09-08
 Eric Schmitz, 2002-01
 Matt Wood, 2003
 Chris Hopkins, 2002
 Nick Zeitler, 2001

Shawn Sangster, 2000
 Adam Jablonski, 1999
 Rudy Ruffolo, 1997-96-95-94-93
 Shane Dunlevy, 1992-91-90-89
 Ken Sandbloom, 1986
 Jay Nelson, 1984-83-82
 Tom Ackerson, 1981
 Mark Angellotti, 1980
 Derek Andrews, 1979
 Jay Niemann, 1979
 Tony Sobers, 1978
 Doug Lenth, 1975-73-72
 Mark Benda, 1974
 Gregg Ott, 1971
 Mike Dely, 1970
 Tim Connor, 1969
 Roy Conaway, 1929

⇒98

Joe Rivera, 2016
 Trent Taylor, 2015-14
 Henry Simon, 2012-11
 Jerrod Black, 2010-09
 Ryne Sandhagen, 2005
 Mitch Curtis, 2002-01-00
 Chris O'Hollearn, 2001
 Nigel Tharpe, 2000-1999-98-97
 Kevin Fleecs, 1995-94-93-92-91
 Stacy Harrison, 1990
 Kendell Webb, 1989-88
 Larry Ratigan, 1987
 Steve Renfro, 1986
 Jeff Utes, 1985
 Erich Rumble, 1983
 Jay Niemann, 1982-81-80
 Jim Sweeney, 1979-78
 Scott Pederson, 1977
 Pierre Gelinias, 1974-73-72
 Bradd Steckmesser, 1971
 Dave Jahnke, 1969
 Truman Nelson, 1929

⇒99

Vernell Trent, 2016-15-14-13
 Quinton Pompey, 2012-11
 Nate Krumrei, 2011
 Chase Hurtig, 2009-08
 Nick Howe, 2007-06-05-04
 Kevin DeRonde, 2001-00-1999-98-97
 Casey Baldwin, 2000
 Bryan Guill, 1995
 Trent Toline, 1993
 Mark Dunn, 1991-90-89
 Doug Krsek, 1988
 Brad Henke, 1985
 Roger Youngblut, 1983-82
 Marc Butts, 1981-80-79
 Al Jacobs, 1977-76
 Paul Ridder, 1973
 Mark Williams, 1972
 Owen Austrheim, 1971-70
 John Massa, 1934



CYCLONE ALL-AMERICANS



DICK BARKER OFFENSIVE GUARD (1919)

Was an All-America selection on the Eckersall team in the *Chicago Tribune* in 1919 ... also made Knute Rockne's All-American list ... was an all-Missouri Valley guard in 1917 and 1919 ... was the second ISU player to play professional football, signing with the Chicago Bears in 1921 ... he and 1920 All-American Polly Wallace both came to Iowa State College from Oklahoma City ... both also wrestled for ISU ... Barker was enshrined in the College Wrestling Hall of Fame in 1991 ... coached football and wrestling at Cornell College in Mt. Vernon, Iowa, in 1922, and then went to the University of Michigan where he started their wrestling program ... returned to Cornell and again directed that wrestling program until the early 1940s.



POLLY WALLACE CENTER (1920)

Honored as an All-American center in 1920 ... was also an all-Missouri Valley Conference selection at that position ... captained the team in his senior season, 1921.



FRED POOLE PUNTER (1934)

Honored as an All-American punter in 1934 ... also played basketball and ran track for Iowa State College, lettering eight times ... best known for his booming punts that left Iowa deep in its own territory and helped the Cyclones to a 31-6 win ... averaged 55 yards on 12 punts in that game ... was an all-conference end in 1934 ... played halfback in 1935 and 1936 ... served as Cyclone Club president.



IKE HAYES OFFENSIVE GUARD (1935)

Ike Hayes, brother of former legendary Ohio State coach Woody Hayes, was a second-team News Enterprise Association selection in 1935 ... was an offensive guard who also was selected all-Big Six in 1934 and 1935 ... served as a veterinarian in the Waterloo area and was active on the ISU athletic council.



EVERETT KISCHER QUARTERBACK (1938)

Was a standout quarterback at Iowa State and leader of the 1938 squad which ranks as one of the best in Cyclone history ... was a third-team selection by the News Enterprise Association ... the native of Albert City, Iowa, was also an all-Big Six selection in 1938 ... in the 1938 game vs. Kansas State, his passing led to two Cyclone touchdowns which kept ISU's undefeated season going into the season finale against Oklahoma for a berth in the Orange Bowl ... played in the *Chicago Tribune* College All-Star Game ... was drafted by the Chicago Bears.



ED BOCK OFFENSIVE GUARD (1938)

Iowa State's first consensus All-America selection ... chosen in 1938 as an All-America offensive guard ... also a two-time Big Six selection at guard ... first Cyclone football player to be inducted into the National Football Hall of Fame ... first ISU player to appear in a post-season all-star game, playing in the East-West Shrine game, the Dallas Dream Game and the *Chicago Tribune* College All-Star Game ... became the president of Monsanto Chemical Co.



JACK FATHAUER OFFENSIVE GUARD (1944)

The offensive guard came to Iowa State for Navy V-12 training while in service during World War II ... was a second-team All-America choice by Bill Stern in *Look Magazine* ... an all-Big Six guard in 1944 and 1945 ... ISU was 6-1-1 in 1944 and finished second in the league ... a four-time letterwinner (1943-46).



JIM DORAN WIDE RECEIVER (1950)

Earned All-America honors at end in 1950 ... also a two-time all-Big Seven Conference selection ... caught 79 passes for 1,410 yards during his three-year career at Iowa State ... formerly held the school mark for reception yards in a game with 203 yards vs. Oklahoma in 1950 ... that record stood for 34 years until Tracy Henderson broke it in 1984 ... appeared in the East-West Shrine Game, and was the first Cyclone to receive an invitation to play in the Hula Bowl ... played professional football from 1951-61 with the Detroit Lions and the Dallas Cowboys ... was the first Cowboy to make the Pro Bowl ... in 1991, the Jim Doran Award was established to honor the outstanding Iowa State performer on special teams.



DWIGHT NICHOLS RUNNING BACK (1959)

All-American tailback during 1959 season ... captain of the famed "Dirty Thirty" team of 1959 ... three-time all-Big Eight Conference selection at tailback ... first ISU player to rush for over 2,000 yards during his career, compiling 2,232 total yards ... also named to the 1959 academic all-conference team ... finished as the No. 3 rusher in the nation in 1958 and 1959 ... played in the Hula Bowl, Blue-Gray Game and Optimist Bowl.



TOM WATKINS FULLBACK (1960)

Earned All-America honors at fullback in 1960 ... rushed for 1,605 yards during his three-year collegiate career ... two-time all-Big Eight Conference selection ... finished second in the nation in rushing yardage in 1959 ... appeared in the East-West Shrine Game, the Hula Bowl and the Lions' Club All-American Bowl following the 1960 season ... played in the NFL from 1961-68.



CYCLONE ALL-AMERICANS



DAVE HOPPMANN **TAILBACK (1961, 1962)**

One of three ISU two-time All-America selections...earned All-America honors at tailback in both 1961 and 1962... also earned all-Big Eight Conference honors those same two seasons...led the nation in total offense with 1,638 yards during the 1961 season ... until 1995, he held the record for rushing yardage in a game, with 271 yards against Kansas State in 1961 ... played in the Blue-Gray Bowl, the Senior Bowl and the All-American Game ... played in the Canadian Professional Football League from 1962-67.



TOM VAUGHN **RUNNING BACK (1963)**

Won All-America accolades at fullback in 1963 ... earned all-Big Eight Conference honors at fullback in 1963 and at defensive back in 1964 ... rushed for 1,889 yards during his three-year collegiate career ... scored 139 points during his career...played in the East-West Shrine Game and the Hula Bowl ... played seven years of professional football with the Detroit Lions ... former Iowa State assistant football coach under Earle Bruce, helping the Cyclones to bowl berths in 1977 and 1978.



JOHN VAN SICKLEN **OFFENSIVE TACKLE (1964)**

All-American performer at offensive tackle in 1964 ... Iowa State's third offensive lineman to be selected to an All-America squad ... also tabbed a Big Eight all-conference tackle the same season ... selected to play in the Blue-Gray Bowl and the Senior Bowl ... inducted into ISU's Lettwinners Club Hall of Fame in 2014.



EPIE BARNEY **WIDE RECEIVER (1966)**

Ranks as one of the top receivers in Iowa State gridiron history ... All-American receiver in 1966 ... all-Big Eight Conference selection in both 1965 and 1966 ... caught 97 passes for 1,350 yards in his three-year collegiate career ... selected to play in two post-season games, including the Blue-Gray Bowl and the Senior Bowl...played two seasons of professional football with the Cleveland Browns.



GEORGE AMUNDSON **QUARTERBACK (1972)**

One of the greatest players in school history ... earned national acclaim in 1972, leading the Cyclones to a berth in the Liberty Bowl ... posted 4,798 yards of total offense ... only Iowa State player to rush for 2,000 yards (2,130) as well as pass for 2,000 yards (2,668) during his career ... tallied a then-school-record 1,260 rushing yards in 1971 ... played in three post season games, the East-West Shrine Game, the Hula Bowl and the All-Star Game ... highest NFL draft pick in school history (No. 14) ... played three years in the NFL (1973-75).



MERV KRAKAU **DEFENSIVE END (1972)**

Iowa State's first defensive All-American ... selected as All-American defensive end in 1972 when the Cyclones played in the Liberty Bowl...also an all-Big Eight Conference performer at defensive end in 1972 ... played in the Senior Bowl ... played professional football with the Buffalo Bills and the New England Patriots.



GEARY MURDOCK **OFFENSIVE GUARD (1972)**

One of three Iowa State All-Americans in 1972 when the Cyclones earned a berth in the Liberty Bowl ... selected all-conference at offensive guard in 1972 ... played in the Lions' Club All-American Bowl ... spent two seasons in the CFL with Calgary and British Columbia.



MATT BLAIR **LINEBACKER (1973)**

One of the top linebackers ever at Iowa State ... earned All-America and all-Big Eight Conference recognition at rover in 1973 ... played on the 1971 Cyclone squad that went to the Sun Bowl ... recorded 121 tackles during 1971 campaign ... selected to play in three postseason games, including the Hula Bowl, the East-West Shrine Game and the Senior Bowl ... starred with the Minnesota Vikings from 1974-85 ... was selected to play in the Pro Bowl six times.



BARRY HILL **SAFETY (1974)**

Iowa State's only All-American safety, earning recognition in 1974...intercepted a school-record four passes against Kansas as a senior in 1974 ... holds Iowa State and Big Eight Conference records for interceptions in a season with nine in 1974...holds ISU and conference career records for interceptions with 21 ... only Cyclone to play in four post-season classics ... played in the Blue-Gray Bowl, Lions' Club All-American Bowl, All-American Game and the East-West Shrine Game ... played two NFL seasons (1975-76) with the Miami Dolphins.



LUTHER BLUE **SPLIT END (1976)**

Earned All-America recognition at split end in 1976 ... also an all-Big Eight Conference pick in 1976 ... caught 69 passes for 1,274 yards in his three-year collegiate career ... still holds ISU record for career kick return average with 1,006 yards on 38 returns ... recorded fourth longest kickoff return for a touchdown with his 95-yard return in the 1976 victory over Nebraska ... played in one postseason game, the Senior Bowl ... caught the first touchdown pass in Jack Trice Stadium ... played professional football with the Detroit Lions, Philadelphia Eagles and Toronto Argonauts (CFL).



CYCLONE ALL-AMERICANS



RON MCFARLAND NOSE GUARD (1977)

The nose guard was a second-team All-America selection his senior season by *Football News* in 1977 ... earned the honor despite playing in only six games after injuring his knee against Oklahoma ... a four-year starter for the Cyclones (1973-74-75-77) ... redshirted in 1976 ... member of ISU's 1977 team that played N.C. State in the Peach Bowl.



MIKE STENSRUD DEFENSIVE TACKLE (1978)

Led the Cyclones to back-to-back bowl berths in 1977 (Peach Bowl) and 1978 (Hall of Fame Bowl) ... selected as an All-American at defensive tackle in 1978 ... also named all-Big Eight at defensive tackle in both 1977 and 1978 ... recorded 306 tackles during his four-year career at Iowa State ... selected to play in both the Hula Bowl and Senior Bowl ... enjoyed an 11-year NFL career with the Houston Oilers, Minnesota Vikings, Tampa Bay Buccaneers, Kansas City Chiefs and Washington Redskins.



DEXTER GREEN TAILBACK (1978)

ISU's third-leading career rusher with 3,437 yards ... All-American in 1978 ... tied for third on career scoring chart with 228 points ... totaled 3,500 yards of total offense in his career ... tallied a pair of 1,000-yard rushing seasons ... two-time all-Big Eight tailback ... Hula, Japan and Olympia Gold Bowl participant.



DWAYNE CRUTCHFIELD TAILBACK (1980)

All-American tailback in 1980, when he rushed for a then-ISU single-season record of 1,312 yards ... tallied 2,501 career rushing yards in his brilliant two-year career ... scored 104 points in 1981, then also an ISU school record ... two-time all-Big Eight selection ... Hula and Olympia Bowl selection ... played with the New York Jets, Houston Oilers and Los Angeles Rams in the National Football League.



KARL NELSON OFFENSIVE TACKLE (1982)

All-American offensive tackle in 1982 ... two-time all-Big Eight selection and a three-time all-Big Eight academic pick ... named the Cyclones' top offensive lineman three consecutive years ... played in the East-West Shrine game ... drafted by the New York Giants in the third round ... retired after four seasons with the Giants ... wrote "Life on the Line," his autobiography chronicling his comeback from Hodgkin's Disease.



TRACY HENDERSON WIDE RECEIVER (1983, 1984)

Two-time All-American, earning national acclaim in 1983 and 1984 ... ended his career as the Big Eight Conference record holder for career receptions with 150 and the ISU then-career leader for reception yardage with 2,048 ... caught 81 passes for 1,051 yards in 1983, setting ISU and Big Eight marks for receptions in a season, receiving yards in a season and receptions in a game with 16 catches at Kansas State ... also set the ISU record for touchdown receptions in a season ... first receiver ever in the Big Eight Conference to amass 1,000 reception yards in a single season ... fifth-round draft pick of the New York Giants.



MIKE BUSCH TIGHT END (1989)

First-team All-America selection at tight end following the 1989 season by UPI, Kodak and the Walter Camp Foundation ... first-team all-Big Eight selection by AP, UPI and the Big Eight coaches in 1989 ... also a baseball All-American at first base in 1990 ... named 1990 Big Eight Athlete of the Year ... finished his senior season with 375 yards on 23 receptions ... career total of 1,061 yards ... tallied 78 career receptions ... played in the East-West Shrine game ... drafted in the 10th round of the 1990 NFL draft by Tampa Bay ... also drafted in the fourth round of the 1990 Major League Baseball draft by the Los Angeles Dodgers and chose to pursue a professional baseball career ... debuted for the Dodgers in the major leagues in 1995.



BLAISE BRYANT TAILBACK (1989)

A third-team All-America selection following his junior season by The Associated Press ... also a first-team all-Big Eight choice in 1989 by AP, UPI and the Big Eight Conference coaches ... *Playboy* pre-season All-America selection in 1990 ... led Big Eight Conference in rushing with 1,516 yards, and in scoring with 120 points ... both were then-ISU school records ... also set records for most touchdowns and rushing touchdowns scored in a season (19), most all-purpose yards (1,718) and most 200-yard games in a season (2) ... tied the then-school record for most 100-yard games in a season with seven ... gained 213 yards in his Cyclone debut against Ohio, the most ever by a Big Eight running back in his first game ... played in the East-West Shrine game ... a sixth-round selection by the New York Jets ... spent four seasons with the CFL's Winnipeg Blue Bombers.



GENE WILLIAMS OFFENSIVE TACKLE (1990)

A third-team choice by the Gannett News Service in 1990 ... the offensive guard also was a first-team all-Big Eight pick as a senior in 1990 ... drafted in the fifth round by the Miami Dolphins and also played for the Cleveland Browns and Atlanta Falcons ... was a second-team all-conference selection his junior season ... selected as ISU's Outstanding Offensive Lineman in 1990 ... played in the Blue-Gray Bowl.





DOUG SKARTVEDT **OFFENSIVE TACKLE (1993)**

A four-year starter ... was named to *The Associated Press*' third All-America team ... earned AP first-team all-Big Eight honors as a senior ... was all-Big Eight his junior year despite playing most of the season with broken bones in his left hand and a twisted left knee ... graded out at championship level in every game his senior season ... Iowa State's 1993 rushing attack was one of the most prolific in the history of Cyclone football and Skartvedt was the biggest reason for the major increase ... invited to play in the Hula Bowl and the Blue-Gray Bowl ... signed a free agent contract with the Los Angeles Raiders.



TROY DAVIS **RUNNING BACK (1995, 1996)**

Led the nation in rushing for two consecutive seasons in 1995 and 1996 and is the only player in NCAA FBS history with two 2,000 rushing yard seasons ... his 2,185 yards in 1996 is the third-highest total in NCAA history in an 11-game season ... finished second in Heisman Trophy balloting in 1996 after finishing fifth the previous year ... a two-time consensus All-America choice ... held NCAA sophomore rushing yardage and rushing yards per game records ... compiled 4,195 yards in two seasons, the most prolific two-year rushing total in NCAA history ... tallied the third-highest single-game rushing total in NCAA FBS history at the time, running for a school-record 378 yards against Missouri (Sept. 28, 1996) ... holds nearly every school rushing record ... played three seasons with the New Orleans Saints ... played eight seasons in the CFL, leading Edmonton to the 2005 Grey Cup Championship ... inducted into the College Football Hall of Fame in 2016.



BEN BRUNS **CENTER (2000)**

A third-team choice by *Football News* ... the first-team all-Big 12 center (*The Associated Press, Football News*) overcame two knee surgeries to make 37 career starts ... blocked for a 1,000-yard rusher in each of his four collegiate seasons ... Cyclones ranked second in the Big 12 and allowed just seven sacks his senior season ... graded out at championship level in every game his senior season ... also an academic all-Big 12 honoree.



KELECHI OSEMELE **OFFENSIVE TACKLE (2011)**

A first-team selection by *Sports Illustrated* ... selected in the second round (60th pick) of the NFL draft by the Baltimore Ravens ... 2011 first-team All-Big 12 pick by the coaches and *The Associated Press* ... played in 49 career games and finished career making 44 consecutive starts ... was on the preseason watch lists for the Rotary Lombardi Trophy and the Outland Trophy ... earned all-conference honors three times in his career ... 2011 co-captain ... won a Super Bowl ring as a starter on the Ravens' Super Bowl XLVII champion team ... named All-Pro and played in the Pro Bowl in 2016 as an Oakland Raider.



JAKE KNOTT **LINEBACKER (2012)**

Iowa State's second linebacker to earn All-America honors ... a fourth-team All-American by *Phil Steele Magazine* ... also earned All-Big 12 first-team honors from *The Associated Press* and the coaches in 2012 ... finished season with 79 tackles despite missing final five games of the season with a shoulder injury ... finished career with 347 tackles, good for seventh all-time at Iowa State ... was on Bednarik, Butkus, Nagurski and Rotary Lombardi Watch Lists ... two-time co-captain.



E.J. BIBBS **TIGHT END (2014)**

Iowa State's second tight end to earn All-America honors, making third-team All-American by *CSM* in 2014 ... finished season with 45 receptions and eight touchdowns in 10 games, leading all "power 5" tight ends in in touchdown catches and ranking second in receptions per game (4.5) ... was a semifinalist for the John Mackey Award and earned All-Big 12 First-Team honors ... caught a pass in all 22 games he played in at Iowa State, ranking third all-time in catches by a tight end in ISU history (84) in just two seasons ... team co-captain who was invited to the 2015 Senior Bowl.



CYCLONE NFL/AFL DRAFT PICKS

⇒ ALL-TIME NFL/AFL DRAFT PICKS

Year	Name (Round/Overall/Team)	Year	Name (Round/Overall/Team)
2014	Jeremiah George (5/154/NY Jets)	1971	Therman Couch (9/231/San Francisco)
2013	A.J. Klein (5/148/Carolina)		Jeff Allen (13/329/St. Louis)
	Carter Bykowski (7/246/San Francisco)		Tom Lorenz (14/360/Detroit)
2012	Kelechi Osemele (2/60/Baltimore)		Darrell Jansonius (16/406/Kansas City)
2009	Reggie Stephens (7/228/Cincinnati)	1969	Sam Campbell (11/275/Chicago)
2008	Alvin Bowen (5/147/Buffalo)	1968	Doug Robinson (10/254/New Orleans)
	Ahtyba Rubin (6/190/Cleveland)		Tom Busch (10/259/St. Louis)
2007	Aaron Brant (7/241/Chicago)		Les Webster (14/355/Cincinnati)
2006	Tim Dobbins (5/151/San Diego)	1967	Larry Carwell (3/56/Houston)
2005	Ellis Hobbs (3/84/New England)		Eppie Barney (3/72/Cleveland)
2003	Seneca Wallace (4/110/Seattle)		Ted Tuinstra (7/166/Detroit)
2002	Mike Banks (7/223/Arizona)		Dick Schaafroth (10/240/Atlanta)
2001	Reggie Hayward (3/87/Denver)	1966	Tim Van Galder (2nd round, AFL Redshirt, Houston)
	Sage Rosenfels (4/109/Washington)		Tim Van Galder (6/88/St. Louis, NFL Future)
	James Reed (7/206/NY Jets)		Dick Kasperek (16/238/St. Louis)
1998	Oliver Ross (5/138/Dallas)	1965	Roosevelt Ellerbe (8th round, AFL RS, Kansas City)
1997	Troy Davis (3/62/New Orleans)		Tommy Vaughn (11th round, AFL, Denver)
	Tim Kohn (3/85/Oakland)		Mike Cox (12th round, AFL, Kansas City)
1991	Marcus Robertson (4/102/Houston)		John Berrington (12th round, AFL, NY Jets)
	Gene Williams (5/121/Miami)		Tommy Vaughn (5/57/Detroit)
	Blaise Bryant (6/148/NY Jets)		Roosevelt Ellerbe (19/258/Washington, NFL Future)
1990	Keith Sims (2/39/Miami)	1964	Ozzie Clay (17/227/Washington)
	Mike Busch (10/254/Tampa Bay)		Dave Hoover (18/248/St. Louis)
1989	Joe Henderson (10/273/New Orleans)	1963	Chuck Walton (13/98/San Diego, AFL)
1987	Dennis Gibson (8/203/Detroit)		Chuck Walton (4/55/Detroit)
	Terrence Anthony (9/236/Atlanta)		Dave Hoppmann (7/87/NY Giants)
	Bill Berthusen (12/321/NY Giants)	1961	Tom Watkins (8th round, AFL, Oakland)
1986	Jim Luebbers (9/241/NY Giants)		Jim Morgan (21st round, AFL, Denver)
1985	Tracy Henderson (5/132/NY Giants)		Don Webb (24th round, AFL, Boston)
1984	Chris Washington (6/142/Tampa Bay)		Jerry Morgan (20/268/Dallas)
	Bruce Reimers (8/204/Cincinnati)	1960	Dwight Nichols (Buffalo, AFL "Second Selection")
	Dan Martin (11/288/NY Jets)		Tom Watkins (15/177/Cleveland)
1983	Karl Nelson (3/70/NY Giants)		Jim Doran (Dallas Expansion Draft, from Detroit)
1982	Dwayne Crutchfield (3/79/NY Jets)	1959	Gale Gibson (22/262/NY Giants)
	Dan Johnson (7/170/Miami)	1958	John Scheldrup (15/179/Detroit)
1981	Kenny Neil (7/169/NY Jets)		Bill Martin (21/252/Cleveland)
1979	Mike Stensrud (2/31/Houston)	1957	Ed Muelhaupt (26/311/Detroit)
1978	Tom Randall (7/194/Dallas)	1955	Herb McDermott (11/132/Detroit)
1977	Luther Blue (4/96/Detroit)	1953	Bill Byrus (19/222/Chicago Bears)
	Al Dixon (7/178/NY Giants)		Rollie Arns (20/236/Philadelphia)
	Otis Rodgers (8/211/NY Giants)	1952	Malcolm Schmidt (15/173/Philadelphia)
	Dave Greenwood (12/320/Detroit)		Stan Campbell (18/213/Detroit)
1976	Bob Bos (9/239/Seattle)		Maury Schnell (23/269/Philadelphia)
	Greg Pittman (11/306/Denver)	1951	Jim Doran (5/55/Detroit)
	Forry Smith (11/309/Buffalo)		Bob Jensen (10/113/Washington, from Baltimore)
	Randy Young (11/339/Miami)		Bill Weeks (18/213/Philadelphia)
1975	Barry Hill (5/127/Miami)	1950	Webb Halbert (20/255/Chicago Cardinals)
	Mike Strachan (9/216/New Orleans)		Bob Angie (21/270/Chicago Bears)
	Brad Storm (12/288/Baltimore)	1949	Dean Laun (19/190/Chicago Cardinals)
	Andre Roundtree (12/300/Detroit)	1948	Bob Jensen (17/108/Brooklyn, AAFC)
	Tom Goedjen (16/414/Minnesota)		Bob Jensen (13/109/Boston, NFL)
1974	Matt Blair (2/51/Minnesota)	1947	Laverne Camaratta (12/96/Detroit)
	Ike Harris (4/91/St. Louis)	1945	Charley Wright (24/248/Chicago Bears)
	Keith Krepfle (5/115/Philadelphia)	1944	Howard Tippee (25/261/Pittsburgh)
	Ted Jornov (13/335/Cincinnati)	1943	Paul Darling (16/142/Philadelphia)
	Willie Jones (15/381/Atlanta)		Royal Lohry (21/191/Detroit)
	Larry Hunt (15/387/Pittsburgh)	1941	Henry Wilder (8/70/Washington)
1973	George Amundson (1/14/Houston)	1939	Charlie Heileman (7/56/Chicago Bears)
	Dave McCurry (5/130/Miami)		Ed Bock (13/116/Chicago Bears)
	George Campbell (7/170/Atlanta)		Gordon Reupke (16/143/Cleveland)
	Geary Murdock (11/274/Minnesota)		Clyde Shugart (17/158/Washington)
	Merv Krakau (14/344/Buffalo)		Paul Morin (18/165/Brooklyn)
1972	Dean Carlson (7/179/Kansas City)		Ev Kischer (22/196/Chicago Bears)
1971	Otto Stowe (2/47/Miami)		



CYCLONES IN THE NFL/AFL

⇒CYCLONES IN THE NFL/AFL

Must have played one game in the regular- or post-season

Jeff Allen (DB)
 George Amundson (RB)
 Terrence Anthony (DB)
 David Archer (QB)
 Tony Baker (RB)
 Mike Banks (TE)
 Dick Barker (G)
 Eppie Barney (WR)
 Joe Beauchamp (DB)
 Bill Berthussen (DT)
 E.J. Bibbs (TE)
 Matt Blair (LB)
 Luther Blue (WR)
 Alvin Bowen (LB)
 Carl Brettschneider (LB)
 Stan Campbell (OG)
 Tommy Campbell (DB)
 Dean Carlson (QB)
 Jordan Carstens (DL)
 Larry Carwell (DB)
 Ozzie Clay (WR)
 Hal Crisler (OE/DE/DB)
 Dwayne Crutchfield (RB)
 Troy Davis (RB)
 Al Dixon (TE)
 Tim Dobbins (LB)
 Jim Doran (WR)
 Todd Doxzon (WR)
 Alex Espinoza (QB)
 Mike Fitzgerald (DB)
 Collin Franklin (TE)
 Jeremiah George (LB)
 Dennis Gibson (LB)
 Buddy Hardeman (RB)
 Ike Harris (WR)

St. Louis Cardinals 1974
 Houston Oilers 1973-74
 Philadelphia Eagles 1975
 St. Louis Cardinals 1987
 Atlanta Falcons 1984-87
 Washington Redskins 1988
 San Diego Chargers 1989
 New Orleans Saints 1968-71
 Philadelphia Eagles 1971-72
 Los Angeles Rams 1973-74
 San Diego Chargers 1975
 Arizona Cardinals 2002-03
 Chicago Staleys 1921
 Rock Island Independents 1921
 Cleveland Browns 1967-68
 San Diego Chargers 1966-75
 Cincinnati Bengals 1987
 New York Giants 1987
 Cleveland Browns 2015
 Minnesota Vikings 1974-85
 Detroit Lions 1977-79
 Philadelphia Eagles 1980
 Jacksonville Jaguars 2010
 Chicago Cardinals 1956-59
 Detroit Lions 1960-63
 Detroit Lions 1952-58
 Philadelphia Eagles 1959-61
 Oakland Raiders 1962
 Philadelphia Eagles 1976
 Kansas City Chiefs 1974
 Carolina Panthers 2004-06
 Houston Oilers 1967-68
 Boston Patriots 1969-70
 New England Patriots 1971-72
 Washington Redskins 1964
 Boston Patriots 1946-47
 Washington Redskins 1948-49
 Baltimore Colts 1950
 New York Jets 1982-83
 Houston Oilers 1983
 Los Angeles Rams 1984
 New Orleans Saints 1997-99
 New York Giants 1977-79
 Kansas City Chiefs 1979-82
 Philadelphia Eagles 1983
 San Francisco 49ers 1984
 San Diego Chargers 2006-09
 Miami Dolphins 2010
 Houston Texans 2011-13
 Detroit Lions 1951-59
 Dallas Cowboys 1960-61
 Miami Dolphins 1998
 Kansas City Chiefs 1987
 Minnesota Vikings 1966-67
 New York Giants 1967
 Atlanta Falcons 1967
 Tampa Bay Buccaneers 2011
 Jacksonville Jaguars 2014
 Tampa Bay Buccaneers 2015
 Detroit Lions 1987-93
 San Diego Chargers 1994-95
 Washington Redskins 1979-80
 St. Louis Cardinals 1975-77
 New Orleans Saints 1978-81

Reggie Hayward (DE)
 Charlie Heileman (OE/DE)
 LaMarcus Hicks (DB)
 Barry Hill (DB)
 Chuck Hill (FB/E)
 Ellis Hobbs (DB)
 David Irving (DL)
 Andrew Jackson (RB)
 Leonard Johnson (DB)
 Vince Jasper (OG)
 Bob Jensen (DE/OE)
 Dan Johnson (TE)
 Dick Kasperck (C)
 A.J. Klein (LB)
 Jake Knott (LB)
 Merv Krakau (LB)
 Keith Krepfle (TE)
 Chuck Lamson (DB)
 Greg Liter (DE)
 Roy Longstreet (C)
 Jeremy Loyd (LB)
 Aaron Manning (DB)
 Frank Mayer (OL)
 Dave McCurry (DB)
 J.J. Moses (WR/KR)
 Ed Muelhaupt (OG)
 Kenny Neil (DE/DT)
 Karl Nelson (OT)
 Mark Nelson (OT)
 Tony Norman (DE)
 Kelechi Osemele (OT)
 Tom Randall (OG)
 James Reed (DT)
 Lew Reeve (OT)
 Bruce Reimers (OL)
 Guy Roberts (WB/FB)
 Marcus Robertson (DB)
 Sage Rosenfels (QB)
 Oliver Ross (OL)

Denver Broncos 2001-04
 Jacksonville Jaguars 2005-09
 Chicago Bears 1939
 Detroit Lions 2007-08
 Miami Dolphins 1975-76
 Rock Island Independents 1925
 New England Patriots 2005-08
 Philadelphia Eagles 2009-10
 Dallas Cowboys 2015-16
 Houston Oilers 1987
 Tampa Bay Buccaneers 2012-14
 New England Patriots 2015
 Carolina Panthers 2016
 New York Jets 1987
 Chicago Rockets (AAFC) 1948
 Chicago Hornets (AAFC) 1949
 Baltimore Colts 1950
 Miami Dolphins 1983-87
 St. Louis Cardinals 1966-68
 Carolina Panthers 2013-16
 Philadelphia Eagles 2013
 Miami Dolphins 2014
 Buffalo Bills 1973-78
 New England Patriots 1978
 Philadelphia Eagles 1975-81
 Atlanta Falcons 1982
 Minnesota Vikings 1962-63
 Los Angeles Rams 1965-67
 San Francisco 49ers 1987
 Philadelphia Eagles 1987
 Racine Tornadoes 1926
 St. Louis Rams 2005
 Cincinnati Bengals 1987
 Green Bay Packers 1927
 New England Patriots 1974
 Green Bay Packers 2003
 Houston Texans 2002-04,
 Arizona Cardinals 2005
 Buffalo Bills 1960-61
 New York Jets 1981-83
 Houston Oilers 1987
 New York Giants 1984-86, 88
 Kansas City Chiefs 1987
 Minnesota Vikings 1987
 Baltimore Ravens 2012-15
 Oakland Raiders 2016
 Dallas Cowboys 1978
 Houston Oilers 1979
 New York Jets 2001-05
 Kansas City Chiefs 2006-07
 Chicago Tigers 1920
 Cincinnati Bengals 1984-91
 Tampa Bay Buccaneers 1992-93
 Canton Bulldogs 1926
 Pottsville Maroons 1927
 Houston Oilers 1991-96
 Tennessee Oilers 1997-98
 Tennessee Titans 1999-2000
 Seattle Seahawks 2001-02
 Miami Dolphins 2002-05
 Houston Texans 2006-08
 New York Giants 2010
 Dallas Cowboys 1998
 Pittsburgh Steelers 2001-04
 Arizona Cardinals 2005-06



CYCLONES IN THE NFL/AFL

Ahtyba Rubin (DT)

Clyde Shugart (OG)
David Sims (S)
Keith Sims (OG)

Tyson Smith (LB)
Mike Stensrud (DL)

Otto Stowe (WR)

Mike Strachan (RB)
Eli Strand (OG)

Viv Vanderloo (FB)

Cleveland Browns 2008-14
Seattle Seahawks 2015-16
Washington Redskins 1939-44
Philadelphia Eagles 2012
Miami Dolphins 1990-97
Washington Redskins 1998-00
New York Giants 2006
Houston Oilers 1979-85
Minnesota Vikings 1986,
Tampa Bay Buccaneers 1987
Kansas City Chiefs 1988
Washington Redskins 1989
Miami Dolphins 1971-72
Dallas Cowboys 1973
Denver Broncos 1974
New Orleans Saints 1975-80
Pittsburgh Steelers 1966
New Orleans Saints 1967
Rock Island Independents 1921

Tim Van Galder (QB)
Tom Vaughn (DB)
Seneca Wallace (QB)

Chuck Walton (OG)
Chris Washington (LB)


Tom Watkins (HB)

Don Webb (DB)
Gene Williams (OL)

Kevin Williams (DB)

Randy Young (OT)

St. Louis Cardinals 1972
Detroit Lions 1965-71
Seattle Seahawks 2005-09
Cleveland Browns 2010-11
Green Bay Packers 2013
Detroit Lions 1967-74
Tampa Bay Buccaneers 1984-88
Phoenix Cardinals 1990
Cleveland Browns 1961
Detroit Lions 1962-67,
Pittsburgh Steelers 1968
Boston Patriots 1961-62, 64-71
Miami Dolphins 1991-92
Cleveland Browns 1993-94
Atlanta Falcons 1995-99
Washington Redskins 1985
Buffalo Bills 1986
Washington Redskins 1988
Tampa Bay Buccaneers 1976



CYCLONES IN PRO LEAGUES

⇒CYCLONES IN THE CFL

Must have played one game in the regular- or post-season

David Archer (QB) Sacramento Gold Miners 1993-94
San Antonio Texans 1995
Ottawa Rough Riders 1996
Edmonton Eskimos 1998
Montreal Alouettes 2009-10
Toronto Argonauts 1981
Calgary Stampeders 2013-14
B.C. Lions 1988
Edmonton Eskimos 1989-90
Ottawa Rough Riders 1991
Toronto Argonauts 1991
Calgary Stampeders 1990
Ottawa Rough Riders 1991
Toronto Argonauts 1992, 2000
Edmonton Eskimos 1993-97
Memphis Mad Dogs 1995
Montreal Alouettes 1998
B.C. Lions 1998-99
Ottawa Renegades 2002
Winnipeg Blue Bombers 1993-96
Saskatchewan Roughriders 1993
Edmonton Eskimos 1970
Hamilton Tiger-Cats 1974-75
Saskatchewan Roughriders 1978
Edmonton Eskimos 1972
B.C. Lions 1981-89
Toronto Argonauts 1989
Saskatchewan Roughriders 2007-08
Saskatchewan Roughriders 2000-01
Ottawa Renegades 2002-03
Hamilton Tiger-Cats 2001-05
Edmonton Eskimos 2005-06
Toronto Argonauts 2007
Baltimore Stallions 1994
Baltimore Stallions 1994-95
Hamilton Tiger-Cats 1979
Toronto Argonauts 1978
Saskatchewan Roughriders 1985
Montreal Alouettes 1963-64
Toronto Argonauts 2013-15
Ottawa Redblacks 2016
Calgary Stampeders 1974-75
B.C. Lions 1975
Saskatchewan Roughriders 1999-02
Calgary Stampeders 2003-06
Winnipeg Blue Bombers 1980-86
Hamilton Tiger-Cats 1972-74
Saskatchewan Roughriders 1975-78
B.C. Lions 2002
Calgary Stampeders 1984
Montreal Alouettes 1963-64
Hamilton Tiger-Cats 1965-66
Montreal Alouettes 1998

Jon Banks (LB)
Luther Blue (WR)
Alvin Bowen (LB)
Jeff Braswell (LB)

Eddie Brown (WR)

Blaise Bryant (RB)

Sam Campbell (OT)
Tommy Campbell (DB)

Therman Couch (LB)
Larry Crawford (DB)

Brent Curvey (DL)
Darren Davis (RB)

Troy Davis (RB)

Malcolm Goodwin (LB)
Matt Goodwin (LB)
Dexter Green (RB)
Buddy Hardeman (RB/DB)
Tracy Henderson (WR)
Dave Hoppmann (CA/FB)
Cleyon Laing (DE)

Geary Murdock (OT)

Sheldon Napastuk (DT)

Tony Norman (DE)
Bob Richardson (OT/TE)




Andy Stensrud (OL)
Michael Wade (WR)
Chuck Walton (OL)

Ed Williams (WR)

⇒CYCLONES IN DEFUNCT LEAGUES

WFL (1974-75), USFL (1983-85), PSFL (1992), XFL (2001), WFLA (1991-92), NFL Europe (1995-2007)

David Archer (QB) Sacramento Surge 1992
John Arnaud (DB) Michigan Panthers 1983-84
Pat Augafa (C) Memphis Showboats 1985
Randy Bern (DL) Frankfurt Galaxy 1998
Jason Berryman (DE) Arkansas Miners 1992
Eddie Brown (WR) Cologne Centurions 2007
Marcus Butts (DE) Sacramento Surge 1992
Tommy Campbell (DB) Michigan Panthers 1984
Jim Criner (Coach) Memphis Southmen 1975
Kevin DeRonde (DE/LB) Scottish Claymores 1995-2000
Todd Doxzon (WR/QB) Barcelona Dragons 2003
Alex Espinoza (QB) Berlin Thunder 2004
Matt Goodwin (LB) Frankfurt Galaxy 2005
Buddy Hardeman (RB) Los Angeles Xtreme 2001
Ike Harris (WR) Amsterdam Admirals 1998
Joe Henderson (RB) Frankfurt Galaxy 1991-92
Ted Jornov (LB) Scottish Claymores 1996
Merv Krakau (LB) Washington Federals 1983
Keith Krepfle (TE) Southern California Sun 1974
Dean Moore (LB) Birmingham Fire 1991
J.J. Moses (WR) Jacksonville Express 1975
Kenny Neil (DE) Tampa Bay Bandits 1983
Ron Osborne (DB) Jacksonville Sharks 1974
Steve Paris (CB) Oakland Invaders 1983-84
Andy Stensrud (OL) Scottish Claymores 2002
Nigel Tharpe (DT) Portland Breakers 1985
Tom Vaughn (Asst.) Michigan Panthers 1983-84
Memphis Showboats 1985
Berlin Thunder 2007
Scottish Claymores 2002
Frankfurt Galaxy 2002
Detroit Wheels 1974



PROFESSIONAL HONORS

⇒ SUPER BOWL APPEARANCES

Name	Super Bowl	Team
Otto Stowe	VI, VII	Miami Dolphins
Matt Blair	IX, XI	Minnesota Vikings
Tom Randall	XIII	Dallas Cowboys
*Keith Krepfle	XV	Philadelphia Eagles
*Dan Johnson	XIX	Miami Dolphins
Karl Nelson	XXI	New York Giants
Bruce Reimers	XXIII	Cincinnati Bengals
Dennis Gibson	XXIX	San Diego Chargers
Gene Williams	XXXIII	Atlanta Falcons
Seneca Wallace	XL	Seattle Seahawks
Ellis Hobbs	XLII	New England Patriots
Kelechi Osemele	XLVII	Baltimore Ravens
A.J. Klein	50	Carolina Panthers

*scored a touchdown

⇒ NFL CHAMPIONSHIP GAME APPEARANCES

Name	Year	Team
Clyde Shugart	1940	Washington Redskins
	1942	Washington Redskins
	1943	Washington Redskins
Jim Doran	1952	Detroit Lions
	1953*	Detroit Lions
	1954	Detroit Lions
	1957*	Detroit Lions
Stan Campbell	1952	Detroit Lions
	1957	Detroit Lions
	1960	Philadelphia Eagles


*scored a touchdown

⇒ PRO BOWL APPEARANCES

Name	Year	Team
Tony Baker	1969	New Orleans Saints
Matt Blair	1977	Minnesota Vikings
	1978	Minnesota Vikings
	1979	Minnesota Vikings
	1980	Minnesota Vikings
	1981	Minnesota Vikings
	1982	Minnesota Vikings
	1982	Dallas Cowboys
Jim Doran	1960	Dallas Cowboys
Kelechi Osemele	2016	Oakland Raiders
Clyde Shugart	1941	Washington Redskins
	1942	Washington Redskins
Keith Sims	1993	Miami Dolphins
	1994	Miami Dolphins
	1995	Miami Dolphins
Don Webb	1969	Boston Patriots

⇒ ALL-PRO AWARDS

Name	Year	Team
Matt Blair	1977	Minnesota Vikings
	1978	Minnesota Vikings
	1979	Minnesota Vikings
	1980	Minnesota Vikings
Carl Brettschneider	1962	Detroit Lions
Keith Krepfle	1979	Philadelphia Eagles
Kelechi Osemele	2016	Oakland Raiders
Marcus Robertson	1993	Houston Oilers
Clyde Shugart	1943	Washington Redskins
Keith Sims	1994	Miami Dolphins
	1995	Miami Dolphins
	1995	Miami Dolphins
Don Webb	1967	Boston Patriots



Keith Krepfle caught a touchdown pass in Super Bowl XV as a member of the Philadelphia Eagles.



All-American Jim Doran played in four NFL Championship games with the Detroit Lions, scoring touchdowns in 1953 and 1957.

CYCLONE AWARDS

⇒ HEISMAN TROPHY VOTE-GETTERS

Year	Player (place)
1959	Dwight Nichols, tailback (eighth)
1972	George Amundson, quarterback (seventh)
1995	Troy Davis, running back (fifth)
1996	Troy Davis, running back (second)

⇒ ALL-AMERICANS

Year	Player
1919	Dick Barker, guard
1920	Polly Wallace, center
1934	Fred Poole, punter
1935	Ike Hayes, guard
1938	Everett Kischer, quarterback; Ed Bock, guard
1944	Jack Fathauer, guard
1950	Jim Doran, end
1959	Dwight Nichols, tailback
1960	Tom Watkins, fullback
1961	Dave Hoppmann, tailback
1962	Dave Hoppmann, tailback
1963	Tom Vaughn, fullback
1964	John Van Sicklen, tackle
1966	Eppie Barney, end
1972	George Amundson, quarterback; Merv Krakau, end; Geary Murdock, guard
1973	Matt Blair, rover
1974	Barry Hill, safety
1976	Luther Blue, split end
1977	Ron McFarland, nose guard
1978	Dexter Green, tailback; Mike Stensrud, defensive tackle
1980	Dwayne Crutchfield, tailback
1982	Karl Nelson, tackle
1983	Tracy Henderson, flanker
1984	Tracy Henderson, split end
1989	Blaise Bryant, tailback; Mike Busch, tight end
1990	Gene Williams, guard
1993	Doug Skartvedt, offensive tackle
1995	Troy Davis, running back
1996	Troy Davis, running back
2000	Ben Bruns, center
2011	Kelechi Osemele, tackle
2012	Jake Knott, linebacker
2014	E.J. Bibbs, tight end

⇒ ACADEMIC ALL-AMERICAN/ALL-DISTRICT

Year	Player
1952	Max Burkett, back
1964	Tom Vaughn, fullback
1969	Mike Bliss, guard
1975	Jim Wingender, fullback (Second Team)
1982	Mark Carlson, linebacker
1992	Matt Rouse, wide receiver (District VII)
1995	Jason Putz, defensive line (District VII)
1996	Tim Kohn, offensive line (Second Team)
1997	Preston Rhamy, defensive back (District VII)
1999	Dave Brcka, linebacker (First Team)
	Bill Marsau, offensive line (District VII)
2000	Dustin Avey, defensive back (District VII)
2001	Jordan Carstens, defensive line (Second Team)
2002	Jordan Carstens, defensive line (First Team)
	Bob Montgomery, offensive line (District VII)
	Jack Whitver, wide receiver (Second Team)

2003	Jordan Carstens, defensive line (District VII)
	Jack Whitver, wide receiver (District VII)
2004	Shawn Moorehead, defensive line (District VII)
	Seth Zehr, offensive line (District VII)
2005	Shawn Moorehead, defensive line (District VII)
2006	Shawn Moorehead, defensive line (District VII)
2016	Mitchell Meyers, defensive line (District VII)

⇒ FRESHMAN ALL-AMERICANS

Year	Player (Outlet)
2001	Tony Yelk, P (Sporting News)
2003	Jason Berryman, DE (Sporting News)
2004	Todd Blythe, WR (Sporting News) Bret Meyer, QB (Sporting News)
2008	Leonard Johnson, DB (Rivals)
2010	Kirby Van Der Kamp, P (Sporting News)
2014	Kamari Cotton-Moya, DB (FWAA)
2015	Mike Warren, RB (Consensus)
2016	Kene Nwangwu, KR (PFF)

⇒ CONFERENCE PLAYER OF THE YEAR

Year	Player (League)
1958	Dwight Nichols, tailback (Big Eight)
1959	Dwight Nichols, tailback (Big Eight)
1972	George Amundson, quarterback (Big Eight)
1996	Troy Davis, running back (Big 12, Off.)
2011	A.J. Klein, linebacker (Big 12, Def.)

⇒ CONFERENCE OFFENSIVE NEWCOMER OF THE YEAR

Year	Player (League)
1972	Mike Strachan, running back (Big Eight)
1989	Blaise Bryant, running back (Big Eight)
1995	Pat Augufa, center (Big Eight)
2001	Seneca Wallace, quarterback (Big 12)
2011	Aaron Horne, wide receiver (Big 12)

⇒ CONFERENCE DEFENSIVE NEWCOMER OF THE YEAR

Year	Player (League)
1978	Chris Boskey, defensive line (Big Eight)
1998	Jesse Beckom, linebacker (Big 12)
2004	Tim Dobbins, linebacker (Big 12)
2009	David Sims, defensive back (Big 12)
2015	Demond Tucker, nose guard (Big 12)



Two-time Heisman Trophy finalist Troy Davis was inducted into the College Football Hall of Fame in 2016.

CYCLONE AWARDS

⇨ CONFERENCE OFFENSIVE FRESHMAN OF THE YEAR

Year	Player (League)
2015	Mike Warren, running back (Big 12)

⇨ CONFERENCE DEFENSIVE FRESHMAN OF THE YEAR

Year	Player (League)
2003	Jason Berryman, defensive end (Big 12)
2014	Kamari Cotton-Moya, def. back (Big 12)

⇨ CONFERENCE COACH OF THE YEAR

Year	Player (League)
1976	Earle Bruce (Big Eight)
1977	Earle Bruce (Big Eight)
2001	Dan McCarney (Big 12)
2004	Dan McCarney (Big 12)

⇨ COLLEGE FOOTBALL HALL OF FAME

Year	Player/Coach
1961	Glenn (Pop) Warner, coach
1970	Ed Bock, guard
2002	Earle Bruce, coach
2016	Troy Davis, running back

⇨ IOWA STATE HALL OF FAME

Player/Coach
Ed Bock, class of 1997
Jim Doran, class of 1997
Clyde Williams, class of 1997
George Amundson, class of 1998
Matt Blair, class of 1999
Johnny Majors, class of 1999
Dwight Nichols, class of 1999
Earle Bruce, class of 2000
Mike Busch, class of 2000
Dexter Green, class of 2000
Mike Stensrud, class of 2000
Polly Wallace, class of 2000
Dave Hoppmann, class of 2001
Everett Kischer, class of 2001
Dick Barker, class of 2002
Keith Krepfle, class of 2002
Mal Schmidt, class of 2002
Tom Watkins, class of 2002
Clyde Shugart, class of 2004
David Archer, class of 2005
Karl Nelson, class of 2005
Tom Vaughn, class of 2005
Barry Hill, class of 2006
Keith Sims, class of 2006
Clay Stapleton, class of 2006
Luther Blue, class of 2007
Troy Davis, class of 2007
Ike Harris, class of 2007
Merv Krakau, class of 2007
George Veenker, class of 2007
Marcus Robertson, class of 2008
Otto Stowe, class of 2008
Eppie Barney, class of 2009
Bruce Reimers, class of 2009
Chris Washington, class of 2009
Reece "Pinky" Greene, class of 2010
Tom Randall, class of 2011
Carl Brettschneider, class of 2012
Gene Williams, class of 2012
John Cooper, class of 2014
John Van Sicken, class of 2014

Tim Van Galder, class of 2015
Dan McCarney, class of 2016
Geary Murdock, class of 2017
Dwayne Crutchfield, class of 2017
Ike Hayes, class of 2017

⇨ FIRST TEAM ALL-CONFERENCE

Year	Player
1908	Homer Hubbard, back
	Guy Lambert, back
1910	J. L. Murphy, back
1911	A. K. Chappell, end
1912	R. L. "Buck" Hurst, back
	Clarence Nagle, end
1913	Lynn Cowan, end
1914	Durwood Moss, back
	Roscoe Packer, end
1915	Harold McKinley, guard
	Durwood Moss, back
1916	Howard Aldrich, back
	Durwood Moss, back
	Roscoe Packer, end
1917	Dick Barker, guard
	Polly Wallace, center
1919	Dick Barker, guard
	Gilbert Denfield, tackle
	Stewart White, back
1920	Polly Wallace, center
1921	Polly Wallace, center
1924	Norton Behm, back
	Harry Schmidt, guard
1925	Lincoln Cory, back
1927	Harry Lindblom, back
1928	Paul Trauger, back
1929	Maynard Spear, guard
1931	Roger Bowen, back
	Dick Grefe, back
1934	Ike Hayes, guard
	Frank Hood, end
	Harold Miller, back
	Fred Poole, end
1935	John Catron, tackle
	Ike Hayes, guard
1936	Clarence Gustine, end
1937	Ed Bock, guard
	Everett Kischer, back
1938	Ed Bock, guard
	Charles Heileman, end
	Everett Kischer, back
	Clyde Shugart, tackle
1939	Jack West, center
1942	Paul Darling, back
1943	Howard Teepee, back
1944	Jack Fathauer, guard
	Rex Wagner, end
	Charles Wright, guard
1945	Jack Fathauer, guard
	Dick Howard, back
	Gene Phelps, back
	Jim Riding, center
1947	Webb Halbert, back
1948	Dean Laun, end
1949	Jim Doran, end
	Lowell Titus, tackle
	Bill Weeks, back
1950	Jim Doran, end



CYCLONE AWARDS

1951	Bill Weeks, back Stan Campbell, guard Rich Mann, back Mal Schmidt, end	1983	Tracy Henderson, flanker Jason Jacobs, fullback Bruce Reimers, offensive guard
1953	Max Burkett, back	1984	Tracy Henderson, split end
1957	Dwight Nichols, back	1987	Joe Henderson, running back Jeff Shudak, place-kicker Dennis Ross, wide receiver
1958	Dwight Nichols, back	1988	Mike Shane, linebacker Jeff Shudak, place-kicker
1959	Dwight Nichols, back Tom Watkins, back Don Webb, end	1989	Mike Busch, tight end Blaise Bryant, tailback Marcus Robertson, cornerback Marcus Robertson, cornerback Jeff Shudak, place-kicker
1960	Tom Watkins, back	1990	Gene Williams, offensive guard Mark DouBrava, free safety James McMillion, return specialist
1961	Dan Celoni, guard Dave Hoppmann, back	1991	Mark DouBrava, free safety James McMillion, return specialist
1962	Dave Hoppmann, back	1992	James McMillion, return specialist
1963	John Berrington, center Tom Vaughn, back	1993	James McMillion, return specialist Doug Skartvedt, offensive tackle Ty Stewart, place-kicker
1964	Mike Cox, back John Van Sicklen, tackle Tom Vaughn, back	1994	Ty Stewart, place-kicker
1965	Eppie Barney, end Ron Halda, back Dick Kasperek, end	1995	Troy Davis, running back
1966	Eppie Barney, end	1996	Troy Davis, running back
1968	George Dimitri, tackle	1997	Ty Watley, wide receiver
1969	Mike Bliss, guard Tony Washington, safety	1999	Darren Davis, running back
1970	Otto Stowe, end Tony Washington, safety	2000	Ben Bruns, center Ennis Haywood, running back J.J. Moses, kick ret.
1971	Keith Schroeder, linebacker Reggie Shoemake, place-kicker	2001	Ennis Haywood, running back
1972	George Amundson, quarterback Merv Krakau, defensive end Keith Krepfle, tight end Geary Murdock, guard Mike Strachan, running back	2002	Adam Benike, place-kicker
1973	Matt Blair, rover Lawrence Hunt, middle guard Keith Krepfle, tight end	2004	Ellis Hobbs, cornerback
1974	Mike Strachan, tailback Barry Hill, safety Tom Goedjen, place-kicker	2005	Todd Blythe, wide receiver Nick Leaders, defensive line LaMarcus Hicks, defensive back
1976	Luther Blue, split end Dave Greenwood, offensive guard Tony Hawkins, safety Maynard Stensrud, defensive guard	2006	Alvin Bowen, linebacker
1977	Rick Blabolil, punter Dexter Green, tailback Kevin Hart, cornerback Tom Randall, defensive tackle Mike Stensrud, defensive tackle	2009	Jesse Smith, linebacker
1978	Dexter Green, tailback Mike Schwartz, safety Mike Stensrud, defensive tackle Rick White, defensive end	2011	A.J. Klein, linebacker Kelechi Osemele, offensive tackle
1979	Mike Schwartz, safety	2012	A.J. Klein, linebacker Jake Knott, linebacker Jake McDonough, defensive tackle
1980	Dwayne Crutchfield, tailback Larry Crawford, cornerback Alex Giffords, place-kicker Kenny Neil, defensive end	2013	Jeremiah George, linebacker
1981	Joe Brown, cornerback Dwayne Crutchfield, tailback Karl Nelson, offensive tackle John Quinn, quarterback	2014	E.J. Bibbs, tight end
1982	Shamus McDonough, defensive tackle Karl Nelson, offensive tackle Ronnie Osborne, safety	2016	Allen Lazard, wide receiver Cole Netten, placekicker

⇒ BIG 12 ALL-CONFERENCE SELECTIONS (COACHES)

Year	Player (Team)
1997	Tyrone Watley, WR (1st) Ed Williams, WR (2nd) Darren Davis, RB (3rd) Todd Bandhauer, QB (HM) Kevin Hudson, DB (HM) Carl Gomez, P (HM)
1998	Damien Groce, WR (2nd) Darren Davis, RB (3rd) James Reed, DL (3rd) Todd Bandhauer, QB (HM) Chris Anthony, WR (HM) Reggie Hayward, DE (HM) Breon Ansley, DB (HM)
1999	Darren Davis, RB (1st) Bill Marsau, OL (3rd) James Reed, DL (3rd)



CYCLONE AWARDS

	Ryan Gerke, OL (HM)		Aaron Brant, OL (HM)
	Ben Beaudet, OL (HM)		Ryan Baum, KR (HM)
	Reggie Hayward, DE (HM)		Brent Curvey, DL (HM)
	Dustin Avey, DB (HM)		Shawn Moorehead, DL (HM)
	Jeff Waters, DB (HM)	2007	Alvin Bowen, LB (2nd)
	J.J. Moses, PR/KR (HM)		Todd Blythe, WR (HM)
2000	Ennis Haywood, RB (1st)		Bryce Braaksma, DL (HM)
	J.J. Moses, PR/KR (1st)		Athyba Rubin, DL (HM)
	J.J. Moses, WR (2nd)	2008	Reggie Stephens, OL (HM)
	Ben Bruns, OL (2nd)		Leonard Johnson, KR/PR (HM)
	Reggie Hayward, DE (2nd)		Rashawn Parker, DL (HM)
	James Reed, DL (3rd)		Kurtis Taylor, DL (HM)
	Jamarcus Powers, DB (3rd)		Jesse Smith, LB (HM)
	Sage Rosenfels, QB (HM),		Leonard Johnson, DB (HM)
	Chris Anthony, WR (HM)		James Smith, DB (HM)
	Andy Stensrud, OL (HM)	2009	Michael Brandtner, P (HM)
	Mike Banks, TE (HM)		Jesse Smith, LB (1st)
	Dustin Avey, DB (HM)		Alexander Robinson, RB (HM)
2001	Ennis Haywood, RB (1st)		Kelechi Osemele, OL (HM)
	Marcel Howard, OL (3rd)		Reggie Stephens, OL (HM)
	Jordan Carstens, DL (3rd)		Michael Brandtner, P (HM)
	Adam Runk, DB (3rd)	2010	Collin Franklin, TE (2nd)
	Seneca Wallace, QB (HM)		Ben Lamaak, OL (2nd)
	Craig Campbell, WR (HM)		Jake Knott, LB (2nd)
	Lane Danielsen, WR (HM)		Leonard Johnson, DB (2nd)
	Mike Banks, TE (HM)		Kelechi Osemele, OL (HM)
	Tony Yelk, PK (HM)		Jake Lattimer, DL (HM)
	Jeremy Loyd, LB (HM)		A.J. Klein, LB (HM)
2002	Seneca Wallace, QB (2nd)		David Sims, DB (HM)
	Bob Montgomery, OL (2nd)		Kirby Van Der Kamp, P (HM)
	Adam Benike, PK (2nd)	2011	Kelechi Osemele, OL (1st)
	Jordan Carstens, DL (2nd)		A.J. Klein, LB (1st)
	Zach Butler, OL (3rd)		Hayworth Hicks, OL (2nd)
	JaMaine Billups, DB (3rd)		Jake Knott, LB (2nd)
	Lane Danielsen, WR (HM)		Leonard Johnson, DB (2nd)
	Jeremy Loyd, LB (HM)		James White, RB (HM)
2003	Lane Danielsen, WR (3rd)		Jake Lattimer, DL (HM)
	Jordan Carstens, DL (3rd)		Kirby Van Der Kamp, P (HM)
	Jason Berryman, DE (HM)	2012	Jake McDonough, DL (1st)
	JaMaine Billups, DB (HM)		A.J. Klein, LB (1st)
	Ellis Hobbs, DB (HM)		Jake Knott, LB (1st)
	Adam Benike, PK (HM)		Durrell Givens, DB (2nd)
2004	Ellis Hobbs, DB (1st)		Kirby Van Der Kamp, P (2nd)
	Cale Stubbe, OL (2nd)		Roosevelt Maggitt, DL (HM)
	Nick Leaders, DL (2nd)		Jeremy Reeves, DB (HM)
	Stevie Hicks, RB (HM)		Jacques Washington, DB (HM)
	Todd Blythe, WR (HM)	2013	Jeremiah George, LB (1st)
	Luke Vander Sanden, OL (HM)		E.J. Bibbs, TE (2nd)
	Brent Curvey, DL (HM)		Jacques Washington, DB (2nd)
	Tim Dobbins, LB (HM)		Kirby Van Der Kamp, P (2nd)
	Tyson Smith, DL (HM)		Tom Farniok, OL (HM)
2005	Todd Blythe, WR (1st)		Cory Morrissey, DL (HM)
	Nick Leaders, DL (1st)	2014	E.J. Bibbs, TE (1st)
	LaMarcus Hicks, DB (1st)		Jacob Gannon, OL (HM)
	Brent Curvey, DL (2nd)		Tom Farniok, OL (HM)
	Tim Dobbins, LB (2nd)		Cory Morrissey, DL (HM)
	Bret Meyer, QB (HM)		Cole Netten, PK (HM)
	Ryan Kock, FB (HM)	2015	Jamison Lalk, OL (2nd)
	Aaron Brant, OL (HM)		Dale Pierson, DE (2nd)
	Scott Stephenson, OL (HM)		Qujuan Floyd, DB (HM)
	Jason Berryman, DL (HM)		Allen Lazard, WR (HM)
	Nik Moser, DB (HM)		Brian Peavy, DB (HM)
	Troy Blankenship, P (HM)		Demond Tucker, DL (HM)
2006	Scott Stephenson, OL (2nd)		Mike Warren, RB (HM)
	Alvin Bowen, LB (2nd)	2016	Allen Lazard, WR (1st)
	Todd Blythe, WR (HM)		Cole Netten, PK (1st)



CYCLONE AWARDS

Nick Fett, OL (2nd)
 Jhaustin Thomas, DL (2nd)
 Demond Tucker, DL (2nd)
 Kamari Cotton-Moya, DB (2nd)
 Willie Harvey, LB (HM)
 Kene Nwangwu, KR/PR (HM)
 Brian Peavy, DB (HM)
 Patrick Scoggins, OL (HM)
 Jomal Wiltz, DB (HM)

⇨ CONFERENCE PLAYERS OF THE WEEK

Year	Player
1970	RB George Amundson vs. Missouri, Nov. 14
1971	RB George Amundson vs. Okla. St., Nov. 20
1972	RB George Amundson vs. Kansas, Oct. 28 DE Merv Krakau vs. Nebraska, Nov. 11
1973	DT Lawrence Hunt vs. Oklahoma, Nov. 3 LB Matt Blair vs. Missouri, Nov. 17 RB Mike Strachan vs. Okla. State, Nov. 24
1974	DB Barry Hill vs. Kansas, Oct. 26 LB Brad Storm vs. Nebraska, Nov. 9
1976	QB Wayne Stanley vs. Air Force, Sept. 18 RB Dexter Green vs. Missouri, Oct. 16 DT Maynard Stensrud vs. Nebraska, Nov. 13
1977	DE Craig Volkens vs. Missouri, Oct. 8 RB Dexter Green vs. Nebraska, Oct. 15 RB Dexter Green vs. Okla. State, Nov. 19 DT Mike Stensrud vs. Okla. State, Nov. 19
1978	RB Dexter Green vs. Rice, Sept. 9
1979	RB Rocky Gillis vs. Bowling Green, Sept. 15
1980	LB Mark Carlson vs. San Jose St., Sept. 20 RB Dwayne Crutchfield vs. Kan. St., Oct. 11
1981	QB John Quinn vs. Missouri, Oct. 17 DB Darren Longshore vs. Missouri, Oct. 17 RB Dwayne Crutchfield vs. Colorado, Oct. 24 DT Shamus McDonough vs. Iowa, Sept. 18
1982	QB David Archer vs. Kansas, Oct. 8
1984	LB Jeff Braswell vs. Oklahoma, Oct. 22 QB Alan Hood vs. Missouri, Oct. 29
1985	DB Terrence Anthony vs. Vanderbilt, Sept. 21 WR Hughes Suffren vs. Kan. State, Nov. 16 LB Dennis Gibson vs. Okla. State, Nov. 23
1986	QB Alex Espinoza vs. Wichita State, Sept. 29 QB Alex Espinoza vs. Kansas, Oct. 13 LB Chris Moore vs. Kansas State, Nov. 17
1987	RB Joe Henderson vs. Kansas, Oct. 26 LB Chris Moore vs. Kansas State, Nov. 16
1988	LB Mike Shane vs. Tulane, Sept. 12 LB Mike Shane vs. Missouri, Oct. 17 RB Joe Henderson vs. Kansas, Nov. 24
1989	RB Blaise Bryant vs. Ohio, Sept. 9 QB Bret Oberg vs. Oklahoma, Oct. 21 FS Tim Baker vs. Oklahoma State, Nov. 18
1990	TB Blaise Bryant vs. Northern Iowa, Sept. 8 QB Chris Pedersen vs. Oklahoma, Oct. 20 PK Jeff Shudak vs. Missouri, Nov. 10
1991	DB Kevin Fulton vs. Okla. State, Oct. 26
1992	LB Malcolm Goodwin vs. Iowa, Sept. 12 RB James McMillion vs. Missouri, Oct. 31 QB Marv Seiler vs. Nebraska, Nov. 14
1993	QB Bob Utter vs. Northern Illinois, Sept. 2 C Tony Booth vs. Kansas State, Nov. 6 LB Matt Nitchie vs. Nebraska, Nov. 14
1994	RB Troy Davis vs. Ohio, Sept. 3
1995	RB Troy Davis vs. Kansas State, Nov. 12 RB Troy Davis vs. Missouri, Nov. 19

1996	RB Troy Davis vs. Northern Iowa, Sept. 23 RB Troy Davis vs. Missouri, Sept. 30 RB Troy Davis vs. Oklahoma State, Oct. 20
1997	DL Greg Schoon vs. Baylor, Oct. 27
1998	DL Reggie Hayward vs. Iowa, Sept. 13 PK Jamie Kohl vs. Kansas, Nov. 21
2000	QB Sage Rosenfels vs. Iowa, Sept. 16 RB Ennis Haywood vs. Baylor, Oct. 2
2001	RB Ennis Haywood vs. Ohio, Sept. 22 QB Seneca Wallace vs. Baylor, Sept. 29 PK Tony Yelk vs. Missouri, Oct. 13 RB Ennis Haywood vs. Okla. State, Oct. 20 RB Ennis Haywood vs. Kansas, Nov. 17
2002	QB Seneca Wallace vs. Fla.State, Aug. 24 PR Todd Miller vs. Troy State, Sept. 21 LB Matt Word vs. Texas Tech, Oct. 12 QB Seneca Wallace vs. Missouri, Nov. 2
2004	LB Brandon Brown vs. Baylor, Oct. 23
2005	PK Bret Culbertson vs. Kan. State, Nov. 20 CB LaMarcus Hicks vs. Iowa, Sept. 10 P Troy Blankenship vs. Iowa, Sept. 10 FS Steve Paris vs. Army, Sept. 23 CB LaMarcus Hicks vs. Okla. State, Oct. 22 WR Todd Blythe vs. Texas A&M, Oct. 29 RB Stevie Hicks vs. Kan. State, Oct. 2 DT Brent Curvey vs. Colorado, Nov. 12
2007	PK Bret Culbertson vs. Iowa, Sept. 15 CB Chris Singleton vs. Kansas State, Nov. 3
2008	KR Leonard Johnson vs. Oklahoma St., Nov. 1
2009	RB Alexander Robinson vs. Army, Sept. 26 LB Jesse Smith vs. Nebraska, Oct. 24 P Mike Brandtner vs. Nebraska, Oct. 24
2010	LB Jake Knott vs. Northern Iowa, Sept. 25 DB Jeremy Reeves vs. Texas Tech, Oct. 2 DE Jacob Lattimer vs. Texas, Oct. 23
2011	QB Steele Jantz vs. Iowa, Sept. 10 LB A.J. Klein vs. Oklahoma State, Nov. 18
2012	P Kirby Van Der Kamp vs. Tulsa, Sept. 1 LB Jake Knott vs. Iowa, Sept. 8 LB Jake Knott vs. Baylor, Oct. 27
2013	RB Aaron Wimberly vs. Tulsa, Sept. 26 KR Jarvis West vs. Texas Tech, Oct. 12 QB Grant Rohach vs. West Virginia, Nov. 30
2014	PR Jarvis West vs. Kansas State, Sept. 8 PK Cole Netten vs. Iowa, Sept. 15 DE Cory Morrissey vs. Iowa, Sept. 15
2015	DL Demond Tucker vs. Oklahoma St., Nov. 14
2016	RB David Montgomery vs. Kansas, Nov. 12 FS Kamari Cotton-Moya vs. Texas Tech, Nov. 19 PK Cole Netten vs. West Virginia, Nov. 26



A.J. Klein was the Co-Big 12 Defensive Player of the Year and the Pete Taylor MVP Award recipient in 2011.



CYCLONE AWARDS

⇒ PETE TAYLOR MVP AWARD

(Named in honor of Iowa State's legendary radio play-by-play man Pete Taylor and given annually to the team's most valuable player since 2003)

Year	Player
2003	Jason Berryman, defensive end
2004	Ellis Hobbs, defensive back
2005	Nick Leaders, defensive line
2006	Ryan Kock, fullback
2007	Alvin Bowen, linebacker
2008	Austen Arnaud, quarterback
2009	Alexander Robinson, running back
2010	Alexander Robinson, running back
2011	A.J. Klein, linebacker
2012	Jake Knott, linebacker
2013	Jeremiah George, linebacker
2014	E.J. Bibbs, tight end
2015	Allen Lazard, wide receiver
2016	Allen Lazard, wide receiver

⇒ REUBEN J. MILLER AWARD

(Player whose conduct on and off the field of play stamps him as having made the greatest contribution to Iowa State football for the year)

Year	Player
1959	Bob Anderson, end
1960	Larry Van Der Heyden, tackle
1961	John Cooper, tailback
1962	Ray Steffy, center
1963	Dave Hoover, tailback
1964	Mike Cox, fullback
1965	Ernie Kennedy, end
1966	Tim Van Galder, quarterback
1967	Doug Robinson, defensive halfback
1968	John Warder, quarterback
1969	Tom Elliott, defensive halfback
1970	Otto Stowe, split end
1971	Keith Schroeder, linebacker
1972	George Amundson, quarterback
1973	Lawrence Hunt, middle guard
1974	Brad Storm, linebacker
1975	Jim Wingender, fullback
1976	Wayne Stanley, quarterback
1977	Dexter Green, tailback
1978	Tom Boskey, linebacker
	Rick White, defensive end
1979	Mike Schwartz, safety
1980	Larry Crawford, safety
1981	John Quinn, quarterback
1982	Karl Nelson, tackle
1983	Doug Fischer, linebacker
1984	George Walker, safety
1985	Tony Tucker, cornerback
1986	Andrew Jackson, tailback
1987	Eddie Bridges, wide receiver
1988	Dennis Ross, wide receiver
1989	Trent Van Hoosen, offensive line
1990	Blaise Bryant, tailback
1991	Chris Pedersen, quarterback
1992	Mark DouBrava, free safety
1993	Kevin Lazard, cornerback
	James McMillion, kick returner
1994	Dan Dostal, tight end
	Ty Stewart, place-kicker
1995	Troy Davis, running back
1996	Troy Davis, running back

1997	Ty Watley, wide receiver
1998	Todd Bandhauer, quarterback
1999	Bill Marsau, offensive line
2000	Chris Anthony, wide receiver
2001	Craig Campbell, wide receiver
	Kevin DeRonde, defensive end
2002	Atif Austin, defensive back
	Zach Butler, offensive line
2003	Jordan Carstens, defensive line
	Bob Montgomery, offensive line
2004	Brian Lutter, offensive line
	Erik Anderson, linebacker
2005	Nik Moser, defensive back
	Kory Pence, offensive line
2006	Seth Zehr, offensive line
2007	Ben Barkema, tight end
2008	Michael O'Connell, safety
2009	Derec Schmidgall, linebacker
2010	Michael O'Connell, safety
2011	Brett Bueker, quarterback
2012	Brett Bueker, quarterback
2013	Kirby Van Der Kamp, punter
2014	Brandon Horbach, quarterback
2015	ISU's walk-ons (WOPA)
2016	Brian Bonacci, linebacker

⇒ AL AND DEAN KNUDSON AWARD

(Cyclone captain from 1959-62; outstanding sophomore from 1963-68; outstanding offensive player in 1969, most improved player in 1971 and outstanding defensive player in 1970 and 1972-present)

Year	Player
1959	Dwight Nichols, tailback
1960	Arden Esslinger, center
1961	John Cooper, tailback
1962	Jim Clapper, center
1963	Ken Bunte, quarterback
1964	Larry Carwell, wing back
1965	Tom Busch, wing back
1966	Willie Muldrew, tackle
1967	Jerry Fiat, monster
1968	Jeff Allen, wing back
1969	Wayne Beske, center
1970	Tony Washington, safety
1971	Dennis McDonald, fullback
1972	George Campbell, defensive back
	John Schweizer, defensive back
1973	Ted Jorнов, linebacker
1974	Brad Storm, linebacker
1975	Sy Bassett, rover
1976	Tony Hawkins, safety
	Maynard Stensrud, guard
1977	Tom Randall, tackle
	Craig Volkens, end
1978	Mike Stensrud, tackle
1979	Mike Leaders, linebacker
	Mike Schwartz, safety
1980	Larry Crawford, cornerback
1981	Joe Brown, cornerback
1982	Shamus McDonough, tackle
1983	Chris Washington, linebacker
1984	Jeff Braswell, linebacker
1985	Dennis Gibson, linebacker
1986	Dennis Gibson, linebacker
1987	Jeff Dole, safety
1988	Jeff Dole, safety
1989	Tim Baker, safety



CYCLONE AWARDS

1990	Mark DouBrava, free safety
1991	Matt Rehberg, defensive lineman
1992	Malcolm Goodwin, linebacker
1993	Kevin Fulton, strong safety Cedric Linwood, free safety
1994	Tim Sanders, linebacker Matt Straight, strong safety
1995	Matt Straight, strong safety
1996	Derrick Clark, linebacker
1997	Michael Cooper, linebacker
1998	Chin Achebe, defensive end
1999	Jeff Waters, safety
2000	James Reed, defensive tackle
2001	Jordan Carstens, defensive lineman Jeremy Loyd, linebacker
2002	Jordan Carstens, defensive lineman Jeremy Loyd, linebacker
2003	Jason Berryman, defensive end
2004	Ellis Hobbs, defensive back
2005	Jason Berryman, defensive end Jamarr Buchanan, linebacker Brent Curvey, defensive line Tim Dobbins, linebacker LaMarcus Hicks, defensive back DeAndre Jackson, defensive back Cephus Johnson, defensive end Nick Leaders, defensive line Shawn Moorehead, defensive end Nik Moser, defensive back Steve Paris, defensive back Matt Robertson, linebacker
2006	Alvin Bowen, linebacker
2007	Alvin Bowen, linebacker Ahtyba Rubin, defensive line
2008	Jesse Smith, linebacker
2009	Jesse Smith, linebacker
2010	Jake Knott, linebacker
2011	Leonard Johnson, cornerback
2012	A.J. Klein, linebacker
2013	Jeremiah George, linebacker
2014	Kamari Cotton-Moya, safety
2015	Brian Peavy, cornerback
2016	Jomal Wiltz, cornerback

⇒ **BILL DAILY AWARD**

(Formerly Hy-Vee Award. Player who makes greatest contribution with little recognition)

Year	Player
1966	George Maurer, split end
1969	Jerry Fiat, linebacker Fred Jones, tackle
1970	Tom Lorenz, end
1971	Bob Belluz, guard-tackle
1972	Dave Pittman, center
1973	Chuck Blaskovich, center
1974	Rick Howe, defensive tackle
1975	Jeff Jones, center
1976	Cal Cummins, fullback Mark Williams, rover
1977	Mark Settle, linebacker
1978	Stan Hixon, split end
1979	Ron Bockhaus, center
1980	Cal Jacobs, tackle Jack Seabrooke, fullback
1981	Marcus Butts, tackle
1982	James Ransom, defensive end

1983	Chuck Meyers, center
1984	Anthony Davis, safety
1985	Willie "Pop" Everett, linebacker
1986	Eddie Bridges, flanker
1987	John Smith, center
1988	David Heyn, center
1989	Dean Ahlers, defensive end Charles Vondra, linebacker
1990	Troy Moore, wide receiver
1991	Travis Block, defensive tackle
1992	Dan Milner, linebacker Matt Rouse, wide receiver
1993	Lamont Hill, split end
1994	Brian Wilkinson, offensive tackle
1995	Dale Rowley, deep snapper
1996	Cory Kluver, linebacker
1997	Cory Kluver, linebacker
1998	Chin Achebe, defensive end
1999	Jason Lyftogt, tight end
2000	Doug Densmore, defensive back Ryan Sloth, defensive back
2001	Hiawatha Rutland, running back
2002	Joe Woodley, fullback/linebacker
2003	Jack Whitver, wide receiver
2004	Todd Miller, wide receiver Shawn Moorehead, defensive end
2005	Jamarr Buchanan, linebacker LaMarcus Hicks, defensive back
2006	Jon Davis, wide receiver Ryan Kock, fullback Caleb Berg, defensive back
2007	Bryce Braaksma, defensive end
2008	Euseph Messiah, wide receiver
2009	Derrick Catlett, tight end
2010	Alex Alvarez, offensive guard
2011	Patrick Neal, defensive end
2012	Durrell Givens, defensive back
2013	Ethan Tuftee, offensive line
2014	Mitchell Meyers, defensive line
2015	Qujuan Floyd, safety
2016	Joel Lanning, quarterback Kane Seeley, linebacker

⇒ **RALPH AULMANN MEMORIAL AWARD**

(Junior displaying leadership and academic excellence from 1963-82; since 1983 to team captains)

Year	Player
1963	Mike Cox, fullback
1964	Sam Ramenofsky, guard
1965	Tim Van Galder, quarterback
1966	Cal Lewis, safety
1967	John Warder, quarterback
1968	Mike Bliss, guard
1969	Mark Withrow, linebacker
1970	Keith Schroeder, linebacker
1971	George Amundson, tailback
1972	Ike Harris, split end
1973	Tom Goedjen, kicker
1974	Forry Smith, split end
1975	Jerry Jaksich, cornerback
1976	Tom Randall, defensive tackle
1977	Stan Hixon, split end
1978	Mike Schwartz, safety
1979	Jack Seabrooke, fullback
1980	John Quinn, quarterback
1981	George Jessen, linebacker



CYCLONE AWARDS

1982	Chris Washington, linebacker	1999	Chris Anthony, wide receiver
1983	David Archer, quarterback		Jesse Beckom, linebacker
	Chris Washington, linebacker		Darren Davis, running back
1984	Alan Hood, quarterback		Ryan Gerke, offensive line
	Steve Little, defensive tackle		Ryan Harklau, defensive line
	Barry Moore, defensive tackle	2000	Chris Anthony, wide receiver
	David Smoldt, tight end		Ryan Harklau, defensive line
1985	Anthony Mayze, safety		Reggie Hayward, defensive end
	Kirk Thomas, fullback		Sage Rosenfels, quarterback
	Bruce Westemeyer, offensive tackle	2001	Mike Banks, tight end
	Jim Luebbers, defensive end		Kevin DeRonde, defensive end
1986	Alex Espinoza, quarterback		Ennis Haywood, running back
	Dennis Gibson, linebacker		Adam Runk, defensive back
	Jeff Hansel, special teams	2002	Zach Butler, offensive line
1987	Eddie Bridges, wide receiver		Jordan Carstens, defensive line
	Chris Moore, linebacker		Seneca Wallace, quarterback
	Randy Richards, linebacker		Chris Whitaker, linebacker
	Brett Sadek, quarterback	2003	Jordan Carstens, defensive line
1988	Jeff Dole, safety		Lane Danielsen, wide receiver
	Joe Henderson, running back		Bob Montgomery, offensive line
	David Heyn, center		Casey Shelton, offensive line
	Anthony Hoskins, linebacker		Chris Whitaker, linebacker
1989	Tim Baker, safety		Joe Woodley, linebacker
	Mike Busch, tight end	2004	Luke Vander Sanden, offensive line
	Mike Shane, linebacker		Erik Anderson, linebacker
	Paul Thibodeaux, running back		Ellis Hobbs, defensive back
1990	Blaise Bryant, tailback		Cale Stubbe, offensive line
	Jim Doran Jr., outside linebacker	2005	Tim Dobbins, linebacker
	Marcus Robertson, cornerback		Nick Leaders, defensive line
	Jeff Shudak, place-kicker		Bret Meyer, quarterback
1991	Chris Pedersen, quarterback		Kory Pence, offensive line
	Larry Ratigan, linebacker	2006	Brent Curvey, defensive line
	Matt Rehberg, defensive line		Austin Flynn, wide receiver
	Paul Schulte, tight end		DeAndre Jackson, defensive back
1992	Malcolm Goodwin, linebacker		Bret Meyer, quarterback
	Todd McClish, offensive line	2007	Todd Blythe, wide receiver
	Chris Spencer, wide receiver		Alvin Bowen, linebacker
	Dan Watkins, defensive end		Bret Meyer, quarterback
1993	Lamont Hill, wide receiver	2008	Kurtis Taylor, defensive lineman
	Kevin Lazard, defensive back		RJ Sumrall, wide receiver
	Todd Miller, defensive line		Brandon Hunley, defensive back
	Doug Skartvedt, offensive line	2009	Jason Scales, running back
1994	Tony Booth, center		Reggie Stephens, offensive lineman
	Jim Knott, fullback		Austen Arnaud, quarterback
	Marc Lilibridge, defensive line		James Smith, defensive back
	Matt Nitche, linebacker		Nate Frere, defensive lineman
1995	Byron Heitz, offensive line		Derec Schmidgall, linebacker
	Mike Horacek, wide receiver	2010	Austen Arnaud, quarterback
	Tim Sanders, linebacker		Michael O'Connell, safety
	Matt Straight, strong safety		Rashawn Parker, defensive end
1996	Troy Davis, running back		Alexander Robinson, running back
	Todd Doxzon, quarterback	2011	Ter'Ran Benton, defensive back
	Doug Easley, offensive line		Darius Darks, wide receiver
	Tim Kohn, offensive line		Jake Knott, linebacker
	Mike Lincavage, free safety		Kelechi Osemele, offensive line
	Greg Schoon, defensive line		Stephen Ruempolhamer, defensive line
1997	Todd Bandhauer, quarterback	2012	Brett Bueker, quarterback
	Dave Brcka, linebacker		Jake Knott, linebacker
	Michael Cooper, linebacker		A.J. Klein, linebacker
	Matt Rahfaldt, offensive line		Josh Lenz, wide receiver
	Ty Watley, wide receiver		James White, running back
1998	Chin Achebe, defensive end	2013	Ernst Brun, tight end
	Todd Bandhauer, quarterback		Jeremiah George, linebacker
	Dave Brcka, defensive end		Kirby Van Der Kamp, punter
	Darren Davis, running back		James White, running back
	Damian Gibson, tight end		Jacques Washington, defensive back



CYCLONE AWARDS

	Jeff Woody, running back
2014	Cory Morrissey, defensive end Tom Farniok, center E.J. Bibbs, tight end
2015	Sam Richardson, quarterback Levi Peters, linebacker
2016	Joel Lanning, quarterback Allen Lazard, wide receiver Mitchell Meyers, defensive end Kamari Cotton-Moya, safety

⇒ DURY MOSS AWARD

(To the outstanding newcomer)

Year	Player
1976	Tom Boskey, linebacker; Dexter Green, tailback
1977	Dick Cuvelier, offensive tackle Mike Schwartz, safety
1978	Kenny Neil, defensive tackle
1979	Karl Nelson, offensive tackle
1980	Dwayne Crutchfield, tailback
1981	Michael Wade, receiver Chris Washington, linebacker
1982	David Archer, quarterback
1983	Greg Liter, defensive tackle
1984	Anthony Mayze, safety
1985	Andrew Jackson, tailback
1986	Darrin Trieb, linebacker
1987	Jeff Shudak, place-kicker
1988	Tyrone Davis, linebacker
1989	Blaise Bryant, tailback
1990	Matt Nitchie, outside linebacker Bob Utter, quarterback
1991	Tony Booth, offensive line Ty Stewart, place-kicker
1992	Chris Ulrich, fullback
1993	Todd Doxzon, quarterback Rodney Guggenheim, fullback
1994	Michael Cooper, linebacker Geoff Turner, wingback
1995	Pat Augafa, offensive line
1996	Ty Watley, wide receiver
1997	Ben Beaudet, offensive line
1998	Damien Groce, wide receiver
1999	Atif Austin, defensive back
2000	Lorenzo White, offensive guard
2001	Seneca Wallace, quarterback
2002	Nick Leaders, defensive line
2003	Jason Berryman, defensive end
2004	Todd Blythe, wide receiver
2005	Scott Stephenson, offensive line
2006	Tyrene McKenzie, linebacker
2007	Doug Dedrick, offensive line
2008	Leonard Johnson, defensive back Grant Mahoney, place-kicker
2009	David Sims, defensive back
2010	Kirby Van Der Kamp, punter
2011	Tom Farniok, offensive line
2012	Quenton Bundrage, wide receiver
2013	E.J. Bibbs, tight end
2014	Allen Lazard, wide receiver
2015	Demond Tucker, defensive tackle
2016	Brian Bobek, offensive line D'Andre Payne, cornerback Steve Wirtel, long snapper

⇒ RAY SCOTT AWARD

(To the outstanding offensive player)

Year	Player
1981	Dwayne Crutchfield, running back
1982	Alex Giffords, kicker
1983	David Archer, quarterback
1984	Richard Hanson, tailback
1985	Jeff Wodka, tight end
1986	Alex Espinoza, quarterback
1987	Joe Henderson, running back
1988	Joe Henderson, running back
1989	Bret Oberg, quarterback
1990	Chris Pedersen, quarterback
1991	Kevin Caldwell, quarterback
1992	Marv Seiler, quarterback
1993	Doug Skartvedt, offensive line
1994	Tony Booth, center
1995	Troy Davis, running back
1996	Troy Davis, running back
1997	Ty Watley, wide receiver
1998	Darren Davis, running back
1999	Darren Davis, running back
2000	Sage Rosenfels, quarterback J.J. Moses, wide receiver
2001	Ennis Haywood, running back Seneca Wallace, quarterback
2002	Lane Danielsen, wide receiver Seneca Wallace, quarterback
2003	Lane Danielsen, wide receiver
2004	Bret Meyer, quarterback
2005	Todd Blythe, wide receiver Bret Meyer, quarterback
2006	Bret Meyer, quarterback
2007	Todd Blythe, wide receiver
2008	R.J. Sumrall, wide receiver
2009	Alexander Robinson, running back
2010	Collin Franklin, tight end
2011	Jared Barnett, quarterback
2012	James White, running back
2013	Quenton Bundrage, wide receiver
2014	Sam Richardson, quarterback
2015	Mike Warren, running back
2016	Allen Lazard, wide receiver

⇒ ARTHUR FLOYD SCOTT AWARD

(1977-82 to outstanding offensive lineman; 1983-95 to outstanding offensive and defensive linemen; since 1996 to outstanding linemen; 2008-11 went to outstanding athlete in the football strength and conditioning program)

Year	Player
1977	Mark Boehm, center
1978	Guy Preston, tight end
1979	Dick Cuvelier, guard
1980	Karl Nelson, tackle
1981	Karl Nelson, tackle
1982	Karl Nelson, tackle
1983	Bruce Reimers, offensive guard Steve Little, defensive tackle
1984	David Smoldt, tight end Steve Little, defensive tackle
1985	Vince Jasper, offensive guard Jim Luebbers, defensive end
1986	Channon Mawdsley, center Greg Liter, defensive tackle
1987	David Heyn, center Robert Dabney, defensive end



CYCLONE AWARDS

1988	Keith Sims, guard Alan Patten, defensive tackle
1989	Keith Sims, offensive line Randy Bern, defensive end
1990	Gene Williams, offensive guard Matt Rehberg, defensive end
1991	Todd McClish, offensive line Matt Rehberg, defensive line
1992	Doug Skartvedt, offensive line Dan Watkins, defensive line
1993	Doug Skartvedt, offensive line Anthony Scott, defensive line
1994	Tony Booth, offensive line Marc Lillibridge, defensive line
1995	Anthony Scott, defensive line Tim Kohn, offensive line
1996	Jason Putz, defensive line Pat Augafa, offensive line
1997	Tim Kohn, offensive line Matt Rahfaldt, offensive line
1998	Greg Schoon, defensive line Charley Bogwill, offensive line
1999	James Reed, defensive line Ryan Gerke, offensive line
2000	Reggie Hayward, defensive line Ben Bruns, offensive line
2001	Reggie Hayward, defensive line Marcel Howard, offensive line
2002	Jordan Carstens, defensive line Bob Montgomery, offensive line
2003	Jordan Carstens, defensive line Casey Shelton, offensive line
2004	Jason Berryman, defensive line Cale Stubbe, defensive line
2005	Luke Vander Sanden, offensive line Nick Leaders, defensive line
2006	Aaron Brant, offensive line Brent Curvey, defensive line
2007	Nick Leaders, defensive line Brent Curvey, defensive line
2008	Shawn Moorehead, defensive line Scott Stephenson, offensive line
2009	Aaron Brant, offensive line Bryce Braaksma, defensive end
2010	Jason Scales, running back Reggie Stephens, offensive line
2011	Christopher Lyle, defensive line Ben Lamaak, offensive line
2012	Jacob Lattimer, defensive line Jacob Bykowski, offensive line
2013	Hayworth Hicks, offensive line Jake McDonough, defensive line
2014	Tom Farniok, offensive line Cory Morrissey, defensive line
2015	Tom Farniok, offensive line Cory Morrissey, defensive line
2016	Jamison Lalk, offensive line Dale Pierson, defensive line
	Nick Fett, offensive line Mitchell Meyers, defensive line

⇒ JIM DORAN AWARD

(Outstanding performer on special teams)

Year	Player
1991	Steve Weron
1992	James McMillion
	Jon Schnoor
1993	Ben Harvey
1994	Mike Lincavage
1995	Preston Rhamy
1996	Marc Harris
1997	Preston Rhamy
1998	Kevin Wilson
1999	Ryan Sloth
2000	Carl Gomez
2001	Tony Yelk
2002	Nik Moser
2003	Lane Danielsen
2004	Ellis Hobbs
2005	Troy Blankenship
	Bret Culbertson
	Landon Schrage
2006	Bret Culbertson
	Ryan Baum
2007	Bret Culbertson
2008	Michael Brandtner
2009	Zac Sandvig
2010	Kirby Van Der Kamp
2011	Matt Morton
2012	Kirby Van Der Kamp
2013	Levi Peters
2014	Josh Jahlas
2015	Josh Jahlas
2016	Josh Jahlas
	Cole Netten

⇒ ENNIS HAYWOOD CONSIDERATION AWARD

(Presented by the managers and trainers to the player who provides greatest cooperation with team and staff members)

Year	Player
1991	Paul Schulte, tight end
1992	Dan Milner, linebacker
1993	Doug Skartvedt, offensive line
1994	Jim Knott, fullback
1995	Byron Heitz, offensive line
1996	Marc Harris, punter
1997	Duke Perfect, place-kicker
1998	Chin Achebe, defensive end
1999	Bill Marsau, offensive line
2000	J.J. Moses, wide receiver
2001	Adam Runk, defensive back
2002	Atif Austin, defensive back
2003	Matt Bockes, offensive line/deep snapper
2004	Gabe Bakker, defensive back
2005	LaMarcus Hicks, defensive back
2006	Austin Flynn, wide receiver
2009	Derrick Catlett, tight end
2010	Alex Alvarez, offensive guard
2011	Ter'Ran Benton, defensive back
2012	Ryan Gent, quarterback
2013	Gage Shaeffer, defensive back
2014	Spencer Thornton, long snapper
2015	Darian Cotton, safety
2016	Mitchell Meyers, defensive end



CYCLONE AWARDS

⇒ SCOUT TEAM PLAYERS OF THE YEAR

(To the hardest working players on the scout squad, 1983-86; 1991-present)

Year	Player
1983	Casey Hayes, offensive tackle Paul Turner, split end
1984	Eddie Bridges, wide receiver Johnny Lomax, defensive tackle
1985	Casey Hayes, offensive guard Alan Patten, defensive end
1986	Dave Benoit, tight end Rodney Harris, linebacker
1991	Kevin Fleecs, defensive line Mike Sparks, running back
1992	Jason Ambrosen, quarterback Brandon Geise, defensive line Ben Glispie, fullback
1993	Glenn Waterhouse, linebacker Jason Ambrosen, quarterback Tracy Rial, defensive back
1994	Matt Condon, defensive back Scott Hoffman, wide receiver
1995	Bill Marsau, defensive tackle Kyle Pelecky, tight end
1996	Ryan Harklau, linebacker Sage Rosenfels, quarterback
1997	Jesse Beckom, linebacker Wes Murdoch, wide receiver
1998	DeCarlos Anderson, running back Aaron Kraft, defensive line
1999	Jordan Carstens, defensive line Gerrin Scott, quarterback
2000	Brett Kellogg, linebacker Eric Perry, quarterback
2001	Cephus Johnson, defensive line Brian Thompson, running back
2002	Stevie Hicks, running back Chris Jones, linebacker
2003	Caleb Van Cleave, defensive line Bret Meyer, quarterback Todd Blythe, wide receiver
2004	Caleb Van Cleave, defensive line Caleb Berg, safety
2005	Chris Brown, wide receiver Bryce Braaksma, defensive end Brandon Hunley, defensive back
2006	Euseph Messiah, wide receiver Tyrone McKenzie, linebacker Nick Campbell, wide receiver
2007	Zac Sandvig, defensive back Bailey Johnson, lineman Nick Campbell, wide receiver
2008	Kelechi Osemele, offensive line Jerrod Black, defensive line Lonzie Range, wide receiver
2009	Roosevelt Maggitt, defensive line James White, running back Aaron Moore, defensive lineman
2010	Jeff Woody, running back Jarvis West, wide receiver Rony Nelson, defensive end
2011	C.J. Morgan, linebacker DeVondrick Nealy, running back Darian Cotton, defensive back
2012	Jared Weaver, linebacker Grant Rohach, quarterback

2013	Darian Cotton, defensive back Ben Boesen, tight end Nick Severs, offensive line Justin Madison, linebacker Matt Bannon, wide receiver
2014	Reggan Northrup, linebacker Cole Anderson, offensive line Jamaal Richardson, defensive back
2015	Anthony Lazard, linebacker Clifford Kwaw-Mensah Braxton Lewis, defensive back Wyatt Rhoads, wide receiver
2016	Kyle Kempt, quarterback Jatairis Grant, defensive back Aaron Austin, defensive back

⇒ ACADEMIC AWARD

(Presented to the player (s) who have the highest GPA and have completed at least four semesters)

Year	Player
2005	Broc Bebout, defensive back Seth Zehr, offensive line
2006	Shawn Moorehead, defensive end Adam Carper, linebacker
2009	Taylor Mansfield, defensive end
2010	Taylor Mansfield, defensive end
2011	Kyle Lichtenberg, offensive lineman
2012	Jacob Gannon, offensive lineman
2013	Grant Rohach, quarterback
2014	Grant Rohach, quarterback Luke Knott, linebacker
2016	Mitchell Meyers, defensive end



POSTSEASON ALL-STAR GAMES

⇒ EAST-WEST SHRINE GAME

Year	Player
1939	Ed Bock
	Chuck Heileman
1951	Jim Doran
	Bill Weeks
1952	Stan Campbell
1961	Tom Watkins
1964	Tom Vaughn
1965	Dick Kasperek
1966	Tim Van Galder
1972	George Amundson
1973	Matt Blair
1974	Tom Goedjen
	Barry Hill
1980	Dick Cuvelier
1983	Chris Boskey
	Karl Nelson
	Coach Donnie Duncan
1988	Joe Henderson
1989	Mike Busch
	Keith Sims
	Coach Jim Walden (assistant)
1990	Blaise Bryant
	Jeff Shudak
2001	Kevin DeRonde
	Ennis Haywood
2002	Zach Butler
2006	Stevie Hicks
2007	Todd Blythe
	Alvin Bowen
	Athyba Rubin
2009	Reggie Stephens
2010	David Sims
2010	A.J. Klein

⇒ HULA BOWL

Year	Player
1951	Jim Doran
	Bill Weeks
1960	Dwight Nichols
1961	Tom Watkins
1964	John Berrington
	Tom Vaughn
1965	Dick Kasperek
1973	George Amundson
1974	Matt Blair
1975	Tom Goedjen
1976	Bob Bos
	Coach Earle Bruce
1977	Dave Greenwood



All-American George Amundson played in three postseason all-star games after his stellar career ended in 1972.

1978	Tony Hawkins
	Tom Randall
1979	Dexter Green
	Mike Stensrud
1980	Mike Schwartz
1982	Dwayne Crutchfield
1983	Shamus McDonough
1993	Doug Skartvedt
1994	Tony Booth
1996	Pat Augafa
	Tim Kohn
1997	Derrick Clark
2000	Reggie Hayward (defensive MVP)
2001	Mike Banks
	Kevin DeRonde
	Ennis Haywood
	Marcel Howard
	Lorenzo White
2003	Lane Danielsen
2005	Tim Dobbins
	Steve Paris

⇒ ALL-STAR GAME

Year	Player
1939	Ed Bock
	Everett Kischer
1973	George Amundson

⇒ BLUE-GRAY GAME

Year	Player
1955	Max Burkett
1960	Dwight Nichols
1962	Dave Hoppmann
	Chuck Walton
1964	John Van Sicklen
1965	Mike Cox
1966	Eppie Barney
1967	Tom Busch
1969	Wayne Beske
	Bob Brouillette
1972	Mike Terrizzi
1973	Dave Pittman
1974	Barry Hill
1979	Dick Cuvelier
1980	Larry Crawford (defensive MVP)
1982	Shamus McDonough
1983	Bruce Reimers
1984	Kevin Williams
1986	Dennis Gibson
	Greg Liter
1988	Jeff Dole
	Joe Henderson
1989	Keith Sims
1990	Gene Williams
	Coach Jim Walden (off. coordinator)
1992	Todd McClish
1993	Doug Skartvedt
1995	Mike Horacek
1996	Pat Augafa
	Tim Kohn
1997	Derrick Clark
	Oliver Ross
1999	Robert Brannon
	Darren Davis (offensive MVP)
2003	JaMaine Billups
	Lance Young

POSTSEASON ALL-STAR GAMES

⇒ SENIOR BOWL

Year	Player
1955	Max Burkett
1962	Dave Hoppmann
	Chuck Walton
1963	Dave Hoover
1964	John Van Sicklen
1966	Eppie Barney
1968	Tom Busch
1969	Coach Clay Stapleton
1972	Dean Carlson
1973	Merv Krakau
1974	Matt Blair
1975	Tom Goedjen
1977	Luther Blue
1979	Mike Stensrud (DNP)
1981	Kenny Neil
1983	Bruce Reimers
1986	Dennis Gibson
1991	Blaise Bryant
2000	Sage Rosenfels
2001	Ennis Haywood
2002	Seneca Wallace
2003	Jordan Carstens
2007	Ahtyba Rubin
2011	Leonard Johnson
	Kelechi Osemele
2013	Kirby Van Der Kamp
2014	E.J. Bibbs (DNP)

⇒ NORTH-SOUTH GAME

Year	Player
1971	Otto Stowe
1972	Joe Avezzano (line coach)
	Johnny Majors (coach)
	Dean Carlson
	Ray Harm
	Bob Richardson
	Keith Schroeder (defensive MVP)
1973	John Schweizer
1976	Al Dixon
	Tony Hawkins

⇒ TEXAS VS. THE NATION BOWL

Year	Player
1971	Otto Stowe
2006	Scott Stephenson
	Brent Curvey
2007	Bret Meyer (DNP)

⇒ THE VILLAGES GRIDIRON CLASSIC

Year	Player
2003	JaMaine Billups
2004	Ellis Hobbs

⇒ FLORIDA ALL-STAR GRIDIRON CLASSIC

Year	Player
1998	Todd Bandhauer
1999	Darren Davis
2001	Mike Banks

⇒ CHRISTIAN BOWL

Year	Player
1956	Bruce Alexander

⇒ OPTIMIST BOWL

Year	Player
1960	Dwight Nichols

⇒ LIONS' ALL-AMERICA BOWL

Year	Player
1961	Tom Watkins
1971	Otto Stowe
1972	George Campbell
	Geary Murdock
1973	Lawrence Hunt
1974	Barry Hill
	Mike Strachan
1975	Greg Pittman
1976	Otis Rodgers
	Maynard Stensrud

⇒ ALL-AMERICA GAME


Year	Player
1962	Dave Hoppmann
1971	Otto Stowe
1975	Barry Hill

⇒ CHALLENGE BOWL

Year	Player
1963	Dick Limerick

⇒ JAPAN BOWL

Year	Player
1976	Bob Bos
1977	Dave Greenwood
	Tony Hawkins
1978	Tom Randall
1979	Tom Boskey
	Dexter Green
	Coach Earle Bruce
1989	Mike Busch



Otto Stowe played in two postseason All-Star games before a career in the NFL.

POSTSEASON ALL-STAR GAMES

⇒ OLYMPIA CHALLENGE BOWL

Year	Player
1979	Mike Clemons Ray Hardee Tom Perticone Guy Preston

⇒ OLYMPIA GOLD BOWL

Year	Player
1978	Dexter Green
1982	Dwayne Crutchfield

⇒ LAS VEGAS BOWL

Year	Player
2005	LaMarcus Hicks Nick Leaders

⇒ DALLAS DREAM GAME

Year	Player
1939	Ed Bock

⇒ NFLPA COLLEGIATE BOWL

Year	Player
2013	Jeremiah George
2014	Tom Farniok
2015	Dale Pierson

⇒ MEDAL OF HONOR BOWL

Year	Player
2013	Deon Broomfield

⇒ COLLEGE GRIDIRON SHOWCASE

Year	Player
2014	Jacob Gannon
2015	Dale Pierson
2016	Jomal Wiltz Jarnor Jones

⇒ TROPICAL BOWL

Year	Player
2016	Demond Tucker Jarnor Jones




1971 SUN BOWL

LSU 33

IOWA STATE 15

DEC. 18, 1971 • EL PASO, TEXAS

	1	2	3	4	F
LSU	6	0	13	14	33
Iowa State	0	3	6	6	15




1972 LIBERTY BOWL

GEORGIA TECH 31

IOWA STATE 30

DEC. 18, 1972 • MEMPHIS, TENN.

	1	2	3	4	F
Georgia Tech	3	14	7	7	31
Iowa State	14	7	3	6	30




1977 PEACH BOWL

N.C. STATE 24

IOWA STATE 14

DEC. 31, 1977 • ATLANTA, GA.

	1	2	3	4	F
N.C. State	7	14	0	3	24
Iowa State	0	0	0	14	14



1978 HALL OF FAME BOWL

TEXAS A&M 28

IOWA STATE 12

DEC. 20, 1978 • BIRMINGHAM, ALA.

	1	2	3	4	F
Texas A&M	0	14	0	14	28
Iowa State	0	6	6	0	12



BOWL GAMES

2000 INSIGHT.COM BOWL PITTSBURGH 29 IOWA STATE 37

DEC. 28, 2000 • PHOENIX, ARIZ.

	1	2	3	4	F
Pittsburgh	7	0	13	9	29
Iowa State	7	20	0	10	37



2001 INDEPENDENCE BOWL ALABAMA 14 IOWA STATE 13

DEC. 27, 2001 • SHREVEPORT, LA.

	1	2	3	4	F
Alabama	0	7	0	7	14
Iowa State	3	7	3	0	13



2002 HUMANITARIAN BOWL BOISE STATE 34 IOWA STATE 16

DEC. 31, 2002 • BOISE, IDAHO

	1	2	3	4	F
Boise State	0	7	14	13	34
Iowa State	3	7	0	6	16



2004 INDEPENDENCE BOWL MIAMI (OHIO) 13 IOWA STATE 17

DEC. 28, 2004 • SHREVEPORT, LA.

	1	2	3	4	F
Miami	0	7	6	0	13
Iowa State	7	3	0	7	17



2005 HOUSTON BOWL

TCU 27

IOWA STATE 24

DEC. 31, 2005 • HOUSTON, TEXAS

	1	2	3	4	F
TCU	14	10	0	3	27
Iowa State	0	17	7	0	24



2009 INSIGHT BOWL

MINNESOTA 13

IOWA STATE 14

DEC. 31, 2009 • TEMPE, ARIZ.

	1	2	3	4	F
Minnesota	3	0	10	0	13
Iowa State	0	14	0	0	14



2011 PINSTRIPE BOWL

RUTGERS 27

IOWA STATE 13

DEC. 30, 2011 • NEW YORK, N.Y.

	1	2	3	4	F
Rutgers	0	17	0	10	27
Iowa State	6	0	0	7	13




2012 LIBERTY BOWL

TULSA 31


IOWA STATE 17

DEC. 31, 2012 • MEMPHIS, TENN.


	1	2	3	4	F
Tulsa	7	14	7	3	31
Iowa State	17	0	0	0	17



BOWL SCRAPBOOK



1971 Sun Bowl



1977 Peach Bowl



2000 Insight.com Bowl



2001 Independence Bowl



2004 Independence Bowl



2009 Insight Bowl



2005 Houston Bowl



RECORDS VS. OPPONENTS

⇒ RECORDS VS. OPPONENTS

Team	First	W	L	T
Air Force	1975	2	0	0
Alabama	2001	0	1	0
Arizona	1948	1	4	1
Arkansas	1973	0	1	0
Army	1964	2	1	0
Ball State	1998	1	0	0
Baylor	1988	6	9	0
Boise State	2002	0	1	0
Boston College	1961	0	1	0
Bowling Green	1977	2	0	0
Brigham Young	1968	4	0	0
Buffalo	1968	1	0	0
Butte Athletic Club	1895	0	1	0
California	1963	0	1	0
Camp Dodge	1918	0	1	0
Central (Iowa)	1933	1	0	0
Central Oklahoma	1922	0	1	0
Coe	1902	16	2	0
Colorado	1946	15	49	1
Colorado State	1966	4	1	0
Connecticut	2002	1	1	0
Cornell (Iowa)	1893	14	3	1
Creighton	1920	1	0	0
Dayton	1977	1	0	0
Denver	1933	7	3	0
Des Moines U	1904	4	0	0
Des Moines Y	1892	4	0	0
Detroit	1931	1	1	0
Doane	1944	1	0	0
Drake	1898	48	17	4
Dubuque	1949	1	0	0
Eastern Illinois	1991	1	0	0
Eldora	1896	1	0	0
Ellsworth	1915	1	0	0
Florida State	1975	1	1	0
Fort Dodge	1894	1	0	0
Georgia Tech	1972	0	1	0
Grinnell	1893	20	10	3
Gustavus Adolphus	1944	1	0	0
Highland Park	1903	2	0	0
Idaho	1971	2	0	0
Illinois	1927	1	3	2
Illinois State	2005	1	0	0
Indiana State	1986	2	0	0
Iowa	1894	22	42	0
Iowa Falls	1896	1	0	0
Iowa Pre-Flight	1943	0	1	0
Kansas	1898	40	50	6
Kansas State	1917	49	47	4
Kent State	1971	6	1	0
Louisiana-Monroe	1980	1	0	0
Louisiana State	1971	0	1	0
Loyola (La.)	1930	0	1	0
Luther	1934	3	0	0
Marquette	1927	2	8	1
Miami (Ohio)	2004	1	0	0
Michigan State	1947	0	2	0
Minnesota	1895	3	22	1
Missouri	1896	34	61	9
Morningside	1906	8	1	0
Nebraska	1896	18	85	2
Nebraska Wesleyan	1924	1	0	0
New Mexico	1965	5	1	0
New Mexico State	1983	0	1	0

⇒ RECORDS VS. OPPONENTS

Team	First	W	L	T
North Carolina State	1977	0	1	0
North Dakota State	2009	1	1	0
Northern Illinois	1993	3	1	0
Northern Iowa	1899	21	6	3
Northwestern (Ill.)	1895	1	7	0
Ohio	1962	7	0	0
Oklahoma	1928	5	74	2
Oklahoma State	1926	18	30	3
Omaha Guards	1902	1	0	0
Oregon State	1962	0	1	0
Ottumwa NAS	1943	0	1	0
Pacific	1960	2	1	0
Panora	1894	2	0	0
Pittsburgh	2000	1	0	0
Rice	1930	2	3	0
Rush Medical	1898	1	0	0
Rutgers	2011	0	1	0
San Diego State	1970	3	3	0
San Jose State	1958	4	0	0
Simpson	1894	15	1	1
Sioux City	1895	1	0	0
South Carolina	1967	0	1	0
South Dakota	1899	9	0	0
South Dakota State	1952	3	0	0
State Center	1892	0	0	1
Still College	1901	2	0	0
Syracuse	1957	0	1	1
Tennessee	1982	0	1	0
Tennessee Tech	2002	1	0	0
Texas	1979	2	12	0
Texas A&M	1978	1	10	0
TCU	1995	1	7	0
Texas Tech	1967	4	11	0
Toledo	2006	2	2	0
Troy	2002	1	0	0
Tulane	1987	3	1	0
Tulsa	1961	3	1	0
UCLA	1926	1	1	0
UNLV	1995	4	1	0
Upper Iowa	1935	1	0	0
Utah	1970	4	1	0
Utah State	1985	1	0	0
Vanderbilt	1983	1	1	0
Villanova	1942	0	2	0
Virginia Military	1963	1	0	0
Washington	1974	0	1	0
Washington (Mo.)	1913	6	1	0
Wayne State	1951	1	0	0
West Texas A&M	1981	2	0	0
West Virginia	2012	1	4	0
Western Illinois	2012	1	0	0
Western Michigan	1990	1	1	0
Wichita State	1977	2	0	0
William Penn	1900	2	0	0
Wisconsin	1895	0	7	0
Wyoming	1986	1	3	0
TOTALS		516	639	46



ALL-TIME SERIES RESULTS

⇨ AIR FORCE

Games: 2
Series Record: 2-0-0
Home: 1-0-0
Away: 1-0-0
9-20-1975 H W, 17-12
9-18-1976 A W, 41-6

⇨ ALABAMA

Games: 1
Series Record: 0-1-0
Neutral: 0-1-0
12-27-2001 N L, 13-14

⇨ ARIZONA

Games: 6
Series Record: 1-4-1
Home: 0-1-0
Away: 1-3-1
11-20-1948 A L, 7-14
11-25-1950 A L, 26-27
9-27-1958 A W, 14-10
11-21-1964 A T, 0-0
11-19-1966 A L, 24-27
9-21-1968 H L, 12-21

⇨ ARKANSAS

Games: 1
Series Record: 0-1-0
Away: 0-1-0
9-29-1973 A L, 19-21

⇨ ARMY

Games: 3
Series Record: 2-1-0
Home: 1-0-0
Away: 1-1-0
10-31-1964 A L, 7-9
9-23-2005 A W, 28-21
9-26-2009 H W, 31-10

⇨ BALL STATE

Games: 1
Series Record: 1-0-0
Home: 1-0-0
9-19-1998 H W, 38-0

⇨ BAYLOR

Games: 15
Series Record: 6-9-0
Home: 4-4-0
Away: 2-5-0
9-17-1988 H L, 0-35
10-26-1996 A L, 21-49
10-25-1997 H W, 24-17
9-30-2000 A W, 31-17
9-29-2001 H W, 41-0
10-23-2004 A W, 26-25
10-8-2005 H L, 13-23
10-11-2008 A L, 10-38
10-17-2009 H W, 24-10
10-8-2011 A L, 26-49
10-27-2012 H W, 35-21
10-19-2013 A L, 7-71
9-27-2014 H L, 28-49

10-24-2015 A L, 27-45
10-1-2016 H L, 42-45

⇨ BOISE STATE

Games: 1
Series Record: 0-1-0
Away: 0-1-0
12-31-2002 A L, 16-34

⇨ BOSTON COLLEGE

Games: 1
Series Record: 0-1-0
Away: 0-1-0
11-4-1961 A L, 10-14

⇨ BOWLING GREEN

Games: 2
Series Record: 2-0-0
Home: 1-0-0
Away: 1-0-0
9-24-1977 A W, 35-21
9-15-1979 H W, 38-10

⇨ BRIGHAM YOUNG

Games: 4
Series Record: 4-0-0
Home: 2-0-0
Away: 2-0-0
9-28-1968 A W, 28-20
9-27-1969 H W, 10-0
10-13-1973 A W, 26-24
9-28-1974 H W, 34-7

⇨ BUFFALO

Games: 1
Series Record: 1-0-0
Home: 1-0-0
9-14-1968 H W, 28-10

⇨ BUTTE ATHLETIC CLUB

Games: 1
Series Record: 0-1-0
Away: 0-1-0
9-15-1895 A L, 10-12

⇨ CALIFORNIA

Games: 1
Series Record: 0-1-0
Away: 0-1-0
9-21-1963 A L, 8-15

⇨ CAMP DODGE

Games: 1
Series Record: 0-1-0
Home: 0-1-0
11-9-1918 H L, 0-6

⇨ CENTRAL

Games: 1
Series Record: 1-0-0
Home: 1-0-0
9-23-1933 H W, 14-0

⇨ CENTRAL OKLAHOMA

Games: 1
Series Record: 0-1-0
Home: 0-1-0
11-18-1922 H L
13-14

⇨ COE

Games: 18
Series Record: 16-2-0
Home: 16-2-0
11-8-1902 H W, 53-0
10-17-1903 H W, 36-5
10-1-1904 H W, 22-0
9-30-1905 H W, 29-0
11-18-1905 H W, 28-6
10-5-1906 H W, 36-0
10-4-1907 H W, 18-0
10-3-1908 H W, 34-0
10-2-1909 H W, 11-5
10-1-1910 H W, 12-0
10-7-1911 H W, 25-0
10-3-1914 H W, 27-6
10-6-1917 H W, 7-0
10-4-1919 H W, 3-0
10-2-1920 H L, 0-6
10-1-1921 H W, 28-3
10-7-1922 H L, 0-24
9-23-1939 H W, 19-0

⇨ COLORADO

Games: 65
Series Record: 15-49-1
Home: 9-24-0
Away: 6-25-1
9-21-1946 A L, 7-13
9-27-1947 H L, 0-7
10-16-1948 H W, 18-7
10-8-1949 A W, 13-6
9-23-1950 H W, 14-7
11-3-1951 A L, 20-47
10-18-1952 H L, 12-21
10-31-1953 A L, 34-41
10-16-1954 H L, 0-20
11-19-1955 A L, 0-40
10-20-1956 H L, 0-52
11-23-1957 A L, 21-38
10-18-1958 H L, 0-20
10-17-1959 A W, 27-0
10-15-1960 H L, 6-21
11-25-1961 A L, 0-34
10-20-1962 H W, 57-19
10-19-1963 A W, 19-7
10-17-1964 H L, 7-14
10-16-1965 A T, 10-10
10-15-1966 H L, 21-41
10-7-1967 A L, 0-34
10-5-1968 H L, 18-28
10-11-1969 H L, 0-14
10-10-1970 A L, 10-61
10-9-1971 H L, 14-24
10-14-1972 A L, 22-34
10-6-1973 H L, 16-23
10-12-1974 A L, 7-34
11-1-1975 H L, 27-28
10-23-1976 A L, 14-33

11-5-1977 H L, 7-12
11-18-1978 A W, 20-16
11-3-1979 H W, 24-10
11-1-1980 A L, 9-17
10-24-1981 H W, 17-10
10-23-1982 A W, 31-14
10-15-1983 H W, 22-10
10-13-1984 A L, 21-23
10-19-1985 H L, 6-40
10-18-1986 A L, 3-31
10-31-1987 H L, 10-42
10-29-1988 A L, 12-24
10-14-1989 H L, 17-52
10-13-1990 A L, 12-28
11-23-1991 H L, 14-17
11-21-1992 A L, 10-33
11-20-1993 H L, 16-21
11-19-1994 A L, 20-41
10-21-1995 H L, 28-50
11-9-1996 A L, 42-49
11-8-1997 H L, 38-43*
11-14-1998 A L, 8-37
10-23-1999 H L, 12-16
11-11-2000 A W, 35-27
11-10-2001 H L, 27-40
11-16-2002 A L, 27-41
11-15-2003 H L, 10-44
10-16-2004 A L, 14-19
11-12-2005 H W, 30-16
11-11-2006 A L, 16-33
11-10-2007 H W, 31-28
11-8-2008 A L, 24-28
11-14-2009 H W, 17-10
11-13-2010 A L, 14-34
*Game later forfeited

⇨ COLORADO STATE

Games: 5
Series Record: 4-1-0
Home: 3-0-0
Away: 1-1-0
11-26-1966 A L, 10-34
9-26-1970 H W, 37-6
9-16-1972 A W, 41-0
10-4-1980 H W, 69-0
9-24-1983 H W, 21-17

⇨ CONNECTICUT

Games: 2
Series Record: 1-1-0
Home: 0-1-0
Away: 1-0-0
11-23-2002 H L, 20-37
11-16-2011 A W, 24-20

⇨ CORNELL (IOWA)

Games: 18
Series Record: 14-3-1
Home: 10-1-1
Away: 3-2-0
Neutral: 1-0-0
1893 H L, 6-14
9-5-1896 N W, 50-0
9-30-1899 A W, 32-0
11-24-1900 H W, 17-0
11-21-1901 H W, 28-12



ALL-TIME SERIES RESULTS

10-25-1902 A L, 15-17
 11-20-1903 A W, 41-0
 11-18-1904 H W, 41-6
 9-29-1906 H W, 81-0
 10-26-1907 H W, 17-0
 10-17-1908 A L, 0-6
 11-6-1909 H W, 18-6
 11-11-1911 H W, 15-0
 11-9-1912 A W, 21-0
 11-8-1913 H W, 14-0
 11-7-1914 H W, 69-0
 9-28-1935 H T, 6-6
 10-17-1936 H W, 38-0

⇒ CREIGHTON

Games: 1
 Series Record: 1-0-0
 Away: 1-0-0
 11-6-1920 A W, 17-0

⇒ DAYTON

Games: 1
 Series Record: 1-0-0
 Home: 1-0-0
 10-1-1977 H W, 17-13

⇒ DENVER

Games: 10
 Series Record: 7-3-0
 Home: 1-1-0
 Away: 6-2-0
 9-29-1933 A W, 18-13
 9-23-1938 A W, 14-7
 9-29-1939 A L, 0-6
 9-27-1940 A L, 7-14
 9-26-1941 A W, 7-6
 9-25-1942 A W, 7-0
 9-17-1955 H L, 7-19
 9-15-1956 A W, 13-10
 9-21-1957 H W, 10-0
 9-25-1959 A W, 28-12

⇒ DES MOINES U

Games: 4
 Series Record: 4-0-0
 Home: 4-0-0
 11-12-1904 H W, 16-0
 10-6-1906 H W, 45-0
 10-30-1909 H W, 23-0
 10-15-1910 H W, 17-0

⇒ DES MOINES YMCA

Games: 4
 Series Record: 4-0-0
 Home: 1-0-0
 Away: 2-0-0
 Neutral: 1-0-0
 1892 H W, 30-0
 9-3-1894 A W, 18-4
 10-17-1896 N W, 24-16
 11-21-1896 A W, 15-0

⇒ DETROIT

Games: 2
 Series Record: 1-1-0
 Away: 1-1-0
 10-9-1931 A L, 0-20
 9-23-1960 A W, 44-21

⇒ DOANE

Games: 1
 Series Record: 1-0-0
 Home: 1-0-0
 10-7-1944 H W, 59-0

⇒ DRAKE

Games: 69
 Series Record: 48-17-4
 Home: 24-5-1
 Away: 24-12-3
 10-29-1898 H W, 17-16
 11-10-1900 A L, 0-16
 11-16-1901 H L, 5-12
 11-15-1902 A T, 0-0
 11-26-1903 A W, 16-0
 11-24-1904 A W, 19-0
 11-30-1905 A W, 17-12
 11-29-1906 A W, 7-0
 11-30-1907 A W, 13-8
 11-26-1908 A W, 12-6
 11-25-1909 A L, 0-11
 11-24-1910 A W, 2-0
 11-25-1911 A W, 6-0
 11-23-1912 A W, 27-3
 11-22-1913 A W, 26-3
 11-21-1914 A W, 52-0
 11-25-1915 A W, 28-14
 11-30-1916 A W, 32-14
 11-29-1917 A W, 47-0
 11-27-1919 A W, 14-0
 11-5-1921 A W, 7-0
 11-4-1922 A L, 7-14
 11-3-1923 A L, 0-21
 11-22-1924 H W, 10-0
 11-21-1925 A W, 7-6
 11-13-1926 H W, 13-7
 11-5-1927 A W, 7-0
 11-24-1928 A L, 0-18
 11-16-1929 H L, 0-7
 11-22-1930 A L, 19-20
 11-14-1931 H L, 6-7
 11-19-1932 H W, 34-13
 11-25-1933 A T, 7-7
 11-17-1934 H W, 33-12
 11-16-1935 A T, 7-7
 11-21-1936 H W, 21-7
 10-23-1937 A L, 0-30
 11-5-1938 H W, 14-0
 10-21-1939 A L, 0-7
 11-9-1940 H W, 7-6
 11-15-1941 A L, 13-14
 10-17-1942 H W, 29-6
 11-13-1943 H W, 20-0
 11-18-1944 H W, 9-0
 11-17-1945 A W, 8-6
 11-9-1946 H T, 7-7
 11-8-1947 A W, 36-6
 11-6-1948 H W, 2-0

11-5-1949 A W, 21-8
 11-11-1950 H L, 21-35
 10-27-1951 A W, 13-0
 11-8-1952 H W, 55-7
 10-24-1953 A L, 7-12
 10-30-1954 H W, 35-0
 10-29-1955 A L, 21-27
 11-3-1956 H W, 39-14
 11-2-1957 A L, 0-20
 9-20-1958 H W, 33-0
 9-19-1959 A W, 41-0
 9-17-1960 H W, 46-0
 9-16-1961 A W, 21-0
 9-15-1962 H W, 14-7
 9-19-1964 H W, 25-0
 9-18-1965 H W, 21-0
 9-11-1976 H W, 58-14
 9-30-1978 H W, 35-7
 9-25-1982 H W, 35-10
 9-15-1984 H W, 21-17
 10-5-1985 H L, 17-20

⇒ DUBUQUE

Games: 1
 Series Record: 1-0-0
 Home: 1-0-0
 9-17-1949 H W, 64-0

⇒ EASTERN ILLINOIS

Games: 1
 Series Record: 1-0-0
 Home: 1-0-0
 9-7-1991 H W, 42-13

⇒ ELDORA

Games: 1
 Series Record: 1-0-0
 Away: 1-0-0
 11-28-1896 A W, 62-0

⇒ ELLSWORTH

Games: 1
 Series Record: 1-0-0
 Away: 1-0-0
 9-25-1915 H W, 31-0

⇒ FLORIDA STATE

Games: 2
 Series Record: 1-1-0
 Away: 1-0-0
 Neutral: 0-1-0
 9-27-1975 A W, 10-6
 8-24-2002 N L, 31-38

⇒ FORT DODGE

Games: 1
 Series Record: 1-0-0
 Neutral: 1-0-0
 9-2-1894 N W, 46-0

⇒ GEORGIA TECH

Games: 1
 Series Record: 0-1-0
 Neutral: 0-1-0
 12-18-1972 N L, 30-31

⇒ GRINNELL

Games: 33
 Series Record: 20-10-3
 Home: 11-3-1
 Away: 8-6-1
 Neutral: 1-1-1
 1893 H L, 6-36
 1893 H L, 2-6
 9-29-1894 A L, 6-12
 11-7-1896 N W, 40-0
 10-30-1897 A L, 6-12
 11-4-1899 N L, 0-15
 11-18-1899 A L, 0-6
 11-3-1900 A L, 5-22
 9-28-1901 N T, 0-0
 11-2-1901 H L, 0-23
 10-18-1902 H W, 23-0
 11-7-1903 A W, 41-6
 11-5-1904 H W, 40-0
 11-11-1905 A W, 38-4
 11-17-1906 H W, 25-6
 11-9-1907 H W, 49-0
 11-14-1908 H W, 53-0
 10-16-1909 A W, 24-0
 10-28-1911 A W, 21-6
 10-26-1912 H W, 31-7
 9-27-1913 A W, 6-0
 10-11-1919 H W, 7-0
 10-9-1920 A W, 28-0
 10-8-1921 H W, 21-3
 10-21-1922 A W, 7-0
 11-24-1923 H W, 13-6
 11-15-1924 A L, 13-14
 11-7-1925 H T, 9-9
 10-16-1926 A T, 0-0
 11-19-1927 H W, 14-0
 10-13-1928 A L, 0-3
 10-5-1929 H W, 27-7
 10-6-1934 H W, 26-6

⇒ GUSTAVUS ADOLPHUS

Games: 1
 Series Record: 1-0-0
 Home: 1-0-0
 9-30-1944 H W, 49-0

⇒ HIGHLAND PARK

Games: 2
 Series Record: 2-0-0
 Home: 2-0-0
 9-25-1903 H W, 16-0
 10-7-1916 H W, 19-0

⇒ IDAHO

Games: 2
 Series Record: 2-0-0
 Home: 2-0-0
 9-18-1971 H W, 24-7
 9-22-1973 H W, 48-0



ALL-TIME SERIES RESULTS

⇨ ILLINOIS

Games: 6

Series Record: 1-3-2

Away: 1-3-2

10-15-1927 A T, 12-12
 10-4-1930 A L, 0-7
 9-24-1949 A T, 20-20
 9-27-1952 A L, 7-33
 10-1-1955 A L, 0-40
 10-4-1969 A W, 48-20

⇨ ILLINOIS STATE

Games: 1

Series Record: 1-0-0

Home: 1-0-0

9-3-2005 H W, 32-21

⇨ INDIANA STATE

Games: 2

Series Record: 2-0-0

Home: 2-0-0

9-20-1986 H W, 64-9
 9-2-1999 H W, 33-7

⇨ IOWA

Games: 64

Series Record: 22-42-0

Home: 8-18-0

Away: 14-24-0

10-1-1894 A W, 16-8
 10-28-1895 A W, 24-0
 11-5-1897 A W, 12-0
 10-28-1899 A L, 0-5
 10-18-1901 A L, 0-6
 11-1-1902 A L, 6-12
 10-29-1904 A L, 6-10
 11-24-1905 H L, 0-8
 11-24-1906 A W, 2-0
 11-23-1907 H W, 20-14
 11-13-1909 A L, 0-13
 11-5-1910 H L, 0-2
 11-18-1911 A W, 9-0
 11-16-1912 H L, 7-20
 11-15-1913 A L, 7-45
 11-14-1914 H L, 6-26
 11-13-1915 A W, 16-0
 11-18-1916 H L, 16-19
 11-24-1917 A L, 3-6
 11-16-1918 A L, 0-21
 11-22-1919 A L, 0-10
 11-20-1920 H L, 10-14
 11-4-1933 A L, 7-27
 10-20-1934 H W, 31-6
 9-17-1977 A L, 10-12
 9-23-1978 A W, 31-0
 9-29-1979 A L, 14-30
 9-27-1980 A W, 10-7
 9-19-1981 H W, 23-12
 9-18-1982 A W, 19-7
 9-10-1983 H L, 10-51
 9-8-1984 A L, 21-59
 9-28-1985 H L, 3-57
 9-13-1986 A L, 7-43
 9-19-1987 H L, 9-48
 9-24-1988 A L, 3-10
 9-23-1989 H L, 21-31

9-22-1990 A L, 35-45
 9-14-1991 H L, 10-29
 9-12-1992 A L, 7-21
 9-11-1993 H L, 28-31
 9-10-1994 A L, 9-37
 9-16-1995 H L, 10-27
 9-14-1996 A L, 13-38
 9-20-1997 H L, 20-63
 9-12-1998 A W, 27-9
 9-11-1999 H W, 17-10
 9-16-2000 A W, 24-14
 11-24-2001 H W, 17-14
 9-14-2002 A W, 36-31
 9-13-2003 H L, 21-40
 9-11-2004 A L, 10-17
 9-10-2005 H W, 23-3
 9-16-2006 A L, 17-27
 9-15-2007 H W, 15-13
 9-13-2008 A L, 5-17
 9-12-2009 H L, 3-35
 9-11-2010 A L, 7-35
 9-10-2011 H W, 44-1(30T)
 9-8-2012 A W, 9-6
 9-14-2013 H L, 21-27
 9-13-2014 A W, 20-17
 9-12-2015 H L, 17-31
 9-10-2016 A L, 3-42

⇨ IOWA FALLS

Games: 1

Series Record: 1-0-0

Neutral: 1-0-0

9-4-1896 N W, 46-0

⇨ IOWA PRE-FLIGHT

Games: 1

Series Record: 0-1-0

Home: 0-1-0

10-2-1943 H L, 13-33

⇨ KANSAS

Games: 96

Series Record: 40-50-6

Home: 22-22-3

Away: 18-28-3

10-15-1898 A L, 6-11
 10-14-1916 H W, 13-0
 10-27-1917 A L, 0-7
 10-25-1919 H T, 0-0
 10-23-1920 A L, 0-7
 10-22-1921 H L, 7-14
 10-11-1924 A W, 13-10
 10-10-1925 H W, 20-0
 10-27-1928 A T, 0-0
 10-26-1929 H L, 0-33
 10-25-1930 A L, 6-20
 10-15-1932 H L, 0-26
 11-18-1933 A L, 6-20
 11-3-1934 H T, 0-0
 11-23-1935 A W, 21-12
 10-10-1936 H W, 21-7
 10-16-1937 A L, 6-14
 10-22-1938 H W, 21-7
 10-7-1939 A L, 0-14
 10-5-1940 H W, 7-0
 10-25-1941 A L, 0-13

11-14-1942 H W, 20-13
 10-9-1943 A W, 13-6
 10-14-1944 H W, 25-0
 10-6-1945 A T, 13-13
 10-12-1946 H L, 8-24
 10-4-1947 A L, 7-27
 10-9-1948 H L, 7-20
 10-1-1949 A W, 19-6
 10-14-1950 H L, 21-33
 9-29-1951 A L, 33-53
 10-11-1952 H L, 0-43
 10-3-1953 A L, 0-23
 10-9-1954 H W, 33-6
 10-8-1955 A T, 7-7
 10-13-1956 H L, 14-25
 10-12-1957 A W, 21-6
 10-11-1958 H L, 0-7
 10-31-1959 A L, 0-7
 10-8-1960 H W, 14-28
 10-14-1961 A L, 7-21
 10-13-1962 H L, 8-29
 10-12-1963 A W, 17-14
 10-10-1964 H L, 6-42
 10-9-1965 A W, 21-7
 10-8-1966 H W, 24-7
 10-28-1967 A L, 14-28
 10-26-1968 H L, 25-46
 10-25-1969 H W, 44-20
 10-24-1970 A L, 10-24
 10-23-1971 H W, 40-24
 10-28-1972 A W, 34-8
 10-27-1973 H L, 20-22
 10-26-1974 A W, 22-6
 10-18-1975 H L, 10-21
 11-6-1976 A W, 31-17
 10-29-1977 H W, 41-3
 10-28-1978 A W, 13-7
 10-20-1979 H L, 7-24
 10-18-1980 A L, 17-28*
 11-7-1981 H L, 11-24
 11-6-1982 A L, 17-24
 10-8-1983 H W, 38-35
 10-6-1984 A L, 14-33
 10-12-1985 H W, 22-21
 10-11-1986 A W, 13-10
 10-24-1987 A W, 42-28
 10-22-1988 H W, 42-14
 10-7-1989 A W, 24-20
 10-6-1990 H T, 34-34
 10-19-1991 A L, 0-41
 10-17-1992 H L, 47-50
 10-16-1993 A W, 20-35
 10-15-1994 H L, 23-41
 10-14-1995 A L, 7-34
 11-2-1996 H L, 31-34
 11-1-1997 A L, 24-34
 11-21-1998 H W, 23-20
 11-20-1999 A L, 28-31
 11-18-2000 H W, 38-17
 11-17-2001 A W, 49-7
 8-31-2002 H W, 45-3
 11-22-2003 A L, 7-36
 10-30-2004 H W, 13-7
 11-26-2005 A L, 21-24(OT)
 11-4-2006 H L, 10-41
 11-7-2007 A L, 7-45

10-4-2008 H L, 33-35
 10-10-2009 A L, 36-41
 10-30-2010 H W, 28-16
 11-5-2011 H W, 13-10
 11-17-2012 A W, 51-23
 11-23-2013 H W, 34-0
 11-8-2014 A L, 14-34
 10-3-2015 H W, 38-13
 11-12-2016 A W, 31-24

⇨ KANSAS STATE

Games: 100

Series Record: 49-47-4

Home: 28-19-3

Away: 21-26-1

Neutral: 0-2-0

11-10-1917 H W, 10-7
 11-23-1918 A L, 0-11
 11-15-1919 H W, 46-0
 11-13-1920 A W, 17-0
 11-11-1921 H W, 7-0
 11-11-1922 A L, 2-12
 10-20-1923 H T, 7-7
 11-1-1924 A W, 21-0
 11-26-1925 H L, 7-13
 11-20-1926 A W, 3-2
 10-29-1927 H W, 12-7
 11-17-1928 H W, 7-0
 11-9-1929 A L, 2-3
 11-15-1930 H L, 0-13
 11-7-1931 H W, 7-6
 11-5-1932 A L, 0-31
 11-11-1933 H L, 0-7
 11-24-1934 A L, 0-20
 11-9-1935 H L, 0-6
 11-14-1936 A L, 7-47
 11-20-1937 H W, 13-7
 11-12-1938 A T, 13-13
 11-18-1939 H W, 10-0
 11-16-1940 A W, 12-0
 11-22-1941 H T, 12-12
 11-21-1942 A L, 6-7
 11-20-1943 H W, 48-0
 10-28-1944 A W, 14-0
 11-3-1945 H W, 13-13
 11-2-1946 A W, 40-17
 11-15-1947 H W, 14-0
 10-2-1948 A W, 20-0
 10-15-1949 H W, 25-21
 11-4-1950 A W, 13-7
 10-13-1951 H W, 32-6
 11-22-1952 A W, 27-0
 10-10-1953 H L, 12-20
 11-13-1954 A L, 7-12
 10-22-1955 H L, 7-9
 11-17-1956 A L, 6-32
 10-26-1957 H L, 10-14
 11-15-1958 A L, 6-14
 10-24-1959 H W, 26-0
 11-12-1960 A W, 20-7
 10-28-1961 H W, 31-7
 11-17-1962 A W, 28-14
 11-16-1963 H L, 10-21
 11-14-1964 A L, 6-7
 11-13-1965 H W, 38-6
 11-12-1966 A W, 30-13



ALL-TIME SERIES RESULTS

10-14-1967	H	W, 17-0
10-12-1968	A	W, 23-14
10-18-1969	A	L, 7-34
10-17-1970	H	L, 0-17
10-16-1971	A	W, 24-0
10-21-1972	H	W, 55-22
10-20-1973	A	L, 19-21
10-19-1974	H	W, 23-18
10-11-1975	A	W, 17-7
10-30-1976	H	W, 45-14
11-12-1977	A	W, 22-15
11-4-1978	H	W, 24-0
10-13-1979	A	W, 7-3
10-11-1980	H	W, 31-7
10-31-1981	A	L, 7-10
10-30-1982	H	L, 3-9
11-12-1983	A	W, 49-27
11-10-1984	H	T, 7-7
11-16-1985	A	W, 21-14
11-15-1986	H	W, 48-19
11-14-1987	H	W, 16-14
11-12-1988	A	W, 16-3
11-4-1989	H	W, 36-11
11-3-1990	A	L, 14-28
11-9-1991	H	L, 7-37
11-5-1992	A	L, 13-22
11-6-1993	H	W, 27-23
11-5-1994	A	L, 20-38
11-11-1995	H	L, 7-49
11-23-1996	A	L, 20-35
11-22-1997	H	L, 3-28
10-24-1998	A	L, 7-52
9-25-1999	H	L, 28-35
11-4-2000	A	L, 10-56
11-3-2001	H	L, 3-42
11-9-2002	A	L, 7-58
11-8-2003	H	L, 0-45
11-20-2004	A	W, 37-23
11-5-2005	H	W, 45-17
10-28-2006	A	L, 10-31
11-3-2007	H	W, 31-20
11-22-2008	A	L, 30-38
10-3-2009	N	L, 23-24
9-18-2010	N	L, 20-27
12-3-2011	A	L, 23-30
10-13-2012	H	L, 21-27
11-2-2013	A	L, 7-41
9-6-2014	H	L, 28-32
11-21-2015	A	L, 35-38
10-29-2016	H	L, 26-31

⇒ KENT STATE

Games: 7		
Series Record: 6-1-0		
Home: 4-1-0		
Away: 2-0-0		
10-2-1971	A	W, 17-14
9-25-1976	H	W, 47-7
9-26-1981	H	W, 28-19
10-9-1982	H	W, 44-7
8-30-2007	H	L, 14-23
9-6-2008	H	W, 48-28
9-19-2009	A	W, 34-14

⇒ LOUISIANA-MONROE

Games: 1		
Series Record: 1-0-0		
Home: 1-0-0		
9-13-1980	H	W, 42-7

⇒ LOUISIANA STATE

Games: 1		
Series Record: 0-1-0		
Neutral: 0-1-0		
12-18-1971	N	L, 15-33

⇒ LOYOLA (LA.)

Games: 1		
Series Record: 0-1-0		
Away: 0-1-0		
11-29-1930	A	L, 7-14

⇒ LUTHER

Games: 3		
Series Record: 3-0-0		
Home: 3-0-0		
9-29-1934	H	W, 23-3
10-1-1938	H	W, 32-7
9-21-1940	H	W, 27-0

⇒ MARQUETTE

Games: 11		
Series Record: 2-8-1		
Home: 0-1-0		
Away: 2-7-1		
11-24-1927	A	L, 0-34
11-29-1928	A	L, 0-6
10-18-1929	A	L, 6-14
11-2-1935	A	L, 12-28
11-13-1937	A	W, 3-0
10-29-1938	A	W, 7-0
11-11-1939	A	L, 2-21
10-11-1940	A	L, 25-41
11-29-1941	A	L, 13-28
10-10-1942	H	L, 12-34
10-6-1951	A	T, 6-6

⇒ MIAMI (OHIO)

Games: 1		
Series Record: 1-0-0		
Neutral: 1-0-0		
12-28-2004	N	W, 17-13

⇒ MICHIGAN STATE

Games: 2		
Series Record: 0-2-0		
Home: 0-1-0		
Away: 0-1-0		
10-18-1947	A	L, 0-20
11-13-1948	H	L, 7-48

⇒ MINNESOTA

Games: 26		
Series Record: 3-22-1		
Home: 0-1-0		
Away: 2-21-1		
Neutral: 1-0-0		
10-19-1895	A	L, 0-24
10-24-1896	A	L, 6-18
10-23-1897	A	W, 12-10

10-22-1898	A	W, 6-0
10-21-1899	A	L, 0-6
10-6-1900	A	L, 0-27
10-4-1902	A	L, 0-16
10-10-1903	A	L, 0-46
10-15-1904	A	L, 0-32
10-14-1905	A	L, 0-42
10-27-1906	A	L, 4-22
10-12-1907	A	L, 0-8
10-10-1908	A	L, 10-15
10-9-1909	A	L, 0-18
10-8-1910	A	L, 0-49
9-30-1911	A	L, 0-5
10-5-1912	A	L, 0-5
10-4-1913	A	L, 0-25
10-10-1914	A	L, 0-26
10-9-1915	A	L, 6-9
10-6-1923	A	L, 17-20
11-8-1924	A	T, 7-7
9-16-1989	H	L, 20-30
9-15-1990	A	L, 16-20
9-13-1997	A	L, 29-53
12-31-2009	N	W, 14-13

⇒ MISSOURI

Games: 104		
Series Record: 34-61-9		
Home: 18-31-2		
Away: 16-30-7		
10-2-1896	A	W, 12-0
10-31-1908	A	W, 16-0
10-23-1909	H	T, 6-6
10-22-1910	A	W, 6-5
10-21-1911	H	W, 6-3
10-19-1912	A	W, 29-0
10-25-1913	H	L, 13-21
10-24-1914	A	W, 6-0
10-16-1915	H	W, 14-6
10-21-1916	A	T, 0-0
10-20-1917	H	W, 15-0
10-18-1919	A	L, 0-10
10-16-1920	H	L, 2-14
10-15-1921	A	L, 14-17
10-14-1922	H	L, 3-6
10-13-1923	A	W, 2-0
10-18-1924	H	L, 0-7
10-31-1925	A	L, 8-23
10-23-1926	H	L, 3-7
11-11-1927	H	L, 6-13
10-20-1928	A	L, 19-28
10-12-1929	H	L, 0-19
11-8-1930	A	L, 0-14
10-24-1931	H	W, 20-0
10-22-1932	A	T, 0-0
10-28-1933	H	W, 14-7
10-13-1934	A	W, 13-0
10-26-1935	H	T, 6-6
10-24-1936	A	L, 0-10
10-30-1937	H	L, 0-12
10-15-1938	A	W, 16-13
10-28-1939	H	L, 6-21
10-19-1940	A	L, 14-30
10-18-1941	H	L, 13-39
10-24-1942	A	L, 6-45
11-6-1943	H	L, 7-25
10-21-1944	A	T, 21-21

10-13-1945	H	L, 7-13
10-19-1946	A	L, 13-33
10-25-1947	H	L, 7-26
10-23-1948	A	L, 7-49
10-22-1949	H	L, 0-32
10-21-1950	A	T, 20-20
10-20-1951	H	W, 21-14
10-25-1952	A	L, 0-19
10-17-1953	H	W, 13-6
10-23-1954	A	L, 14-32
10-15-1955	H	W, 20-14
10-27-1956	A	L, 0-34
10-19-1957	H	L, 13-35
10-25-1958	A	L, 6-14
10-3-1959	H	L, 0-14
10-22-1960	A	L, 8-34
10-21-1961	H	L, 7-13
10-27-1962	A	L, 6-21
10-26-1963	H	L, 0-7
10-24-1964	A	L, 0-10
10-23-1965	H	L, 7-23
10-22-1966	A	T, 10-10
10-21-1967	H	L, 7-23
11-9-1968	A	L, 7-42
11-15-1969	H	L, 13-40
11-14-1970	A	W, 31-19
11-13-1971	H	W, 45-17
11-18-1972	A	L, 5-6
11-17-1973	H	W, 17-7
11-16-1974	A	L, 7-10
11-8-1975	H	L, 14-44
10-16-1976	A	W, 21-17
10-8-1977	H	W, 7-0
10-14-1978	A	L, 13-26
11-10-1979	H	L, 9-18
11-8-1980	A	L, 10-14
10-17-1981	H	W, 34-13
10-16-1982	A	T, 17-17
10-29-1983	H	L, 18-41
10-27-1984	A	T, 14-14
11-2-1985	H	L, 27-28
11-1-1986	A	W, 37-14
10-17-1987	H	L, 17-42
10-15-1988	A	W, 21-3
11-11-1989	A	W, 35-21
11-10-1990	H	W, 27-25
11-2-1991	A	W, 23-22
10-31-1992	H	W, 28-14
10-30-1993	A	L, 34-37
10-29-1994	H	L, 20-34
11-18-1995	A	L, 31-45
9-28-1996	H	W, 45-31
10-4-1997	A	L, 21-45
10-10-1998	H	L, 19-35
10-16-1999	A	W, 24-21
10-28-2000	H	W, 39-20
10-13-2001	A	W, 20-14
11-2-2002	H	W, 42-35
11-29-2003	A	L, 7-45
11-27-2004	H	L, 14-17 (OT)
10-15-2005	A	L, 24-27 (OT)
11-18-2006	H	W, 21-16
10-27-2007	A	L, 28-42
11-15-2008	H	L, 20-52
11-21-2009	A	L, 24-34



ALL-TIME SERIES RESULTS

11-20-2010 H L, 0-14
10-15-2011 A L, 17-52

⇒MORNINGSIDE

Games: 9
Series Record: 8-1-0
Home: 6-1-0
Away: 2-0-0
10-13-1906 H W, 32-0
10-19-1907 A W, 12-0
9-26-1908 H W, 18-0
10-29-1910 H L, 0-5
11-2-1912 H W, 16-3
10-30-1915 H W, 7-0
11-11-1916 H W, 7-0
10-3-1931 A W, 20-6
10-1-1932 H W, 32-0

⇒NEBRASKA

Games: 105
Series Record: 18-85-2
Home: 9-36-2
Away: 9-48-0
Neutral: 0-1-0
11-19-1896 A L, 4-12
10-8-1897 H W, 10-0
10-8-1898 A L, 10-23
10-6-1899 H W, 34-0
10-13-1900 A L, 0-30
10-26-1901 A L, 0-17
11-4-1905 A L, 0-21
10-20-1906 A W, 14-2
11-2-1907 A W, 13-10
11-7-1908 N L, 17-23
11-12-1910 A L, 0-24
11-4-1911 H T, 6-6
11-1-1913 H L, 9-18
10-31-1914 A L, 7-20
10-23-1915 H L, 0-21
11-4-1916 A L, 0-3
11-1-1919 A W, 3-0
11-19-1921 H L, 3-35
11-25-1922 A L, 6-54
11-17-1923 H L, 14-26
10-30-1926 A L, 6-31
10-1-1927 A L, 0-6
10-6-1928 H L, 0-12
11-28-1929 A L, 12-31
10-18-1930 H L, 12-14
11-21-1931 A L, 0-23
10-8-1932 A L, 6-12
10-14-1933 H L, 0-20
10-27-1934 A L, 6-7
10-5-1935 H L, 7-20
10-3-1936 A L, 0-34
10-9-1937 H L, 7-20
10-8-1938 A W, 8-7
10-14-1939 H L, 7-10
11-23-1940 A L, 12-21
10-4-1941 H L, 0-14
10-3-1942 A L, 0-26
10-16-1943 H W, 27-6
11-11-1944 A W, 19-6
10-20-1945 H W, 27-7
11-16-1946 A L, 0-33
10-11-1947 H L, 7-14

9-25-1948 A L, 15-19
11-12-1949 H L, 0-7
11-18-1950 A L, 13-20
11-10-1951 H L, 27-34
10-4-1952 A L, 0-16
11-7-1953 H L, 19-27
10-2-1954 A L, 14-39
11-5-1955 H L, 7-10
10-6-1956 A L, 7-9
11-9-1957 A W, 13-0
10-4-1958 A L, 6-7
11-7-1959 H W, 18-6
10-1-1960 A W, 10-7
11-11-1961 H L, 13-16
10-6-1962 A L, 22-36
10-5-1963 A L, 7-21
10-3-1964 H L, 7-14
10-2-1965 A L, 0-44
10-1-1966 H L, 6-12
11-4-1967 A L, 0-12
11-2-1968 H L, 13-24
11-8-1969 A L, 3-17
11-7-1970 H L, 29-54
11-6-1971 A L, 0-37
11-11-1972 H T, 23-23
11-10-1973 A L, 7-34
11-9-1974 H L, 13-23
11-15-1975 A L, 0-52
11-13-1976 H W, 37-28
10-15-1977 A W, 24-21
10-7-1978 H L, 0-23
11-17-1979 A L, 3-34
11-15-1980 H L, 0-35
11-14-1981 A L, 7-31
11-13-1982 H L, 10-48
11-5-1983 A L, 29-72
11-3-1984 H L, 0-44
11-9-1985 A L, 0-49
11-8-1986 H L, 14-35
11-7-1987 A L, 3-42
11-5-1988 H L, 16-51
10-28-1989 A L, 17-49
10-27-1990 H L, 13-45
11-16-1991 A L, 13-38
11-14-1992 H W, 19-10
11-13-1993 A L, 17-49
11-12-1994 H L, 12-28
11-4-1995 A L, 14-73
11-16-1996 H L, 14-49
11-15-1997 A L, 14-77
11-7-1998 H L, 7-42
10-9-1999 A L, 14-49
10-7-2000 H L, 27-49
10-6-2001 A L, 14-48
9-28-2002 H W, 36-14
10-25-2003 A L, 0-28
11-6-2004 H W, 34-27
10-1-2005 A L, 20-27 (2OT)
10-7-2006 H L, 14-28
9-29-2007 A L, 17-35
10-18-2008 H L, 7-35
10-24-2009 A W, 9-7
11-6-2010 H L, 30-31 (OT)

⇒NEBRASKA WESLEYAN

Games: 1
Series Record: 1-0-0
Home: 1-0-0
9-27-1924 H W, 23-13

⇒NEW MEXICO

Games: 6
Series Record: 5-1-0
Home: 3-0-0
Away: 2-1-0
11-20-1965 A L, 9-10
9-30-1967 H W, 17-12
9-19-1970 A W, 32-3
9-25-1971 A W, 44-20
9-30-1972 H W, 31-0
10-5-1974 H W, 27-3

⇒NEW MEXICO STATE

Games: 1
Series Record: 0-1-0
Home: 0-1-0
10-1-1983 H L, 17-24

⇒NORTH CAROLINA STATE

Games: 1
Series Record: 0-1-0
Neutral: 0-1-0
12-31-1977 N L, 14-24

⇒NORTH DAKOTA STATE

Games: 2
Series Record: 1-1-0
Home: 1-1-0
9-3-2009 H W, 34-17
8-30-2014 H L, 14-34

⇒NORTHERN ILLINOIS

Games: 4
Series Record: 3-1-0
Home: 3-0-0
Away: 0-1-0
9-2-1993 H W, 54-10
9-27-2003 A L, 16-24
9-18-2004 H W, 48-41
9-2-2010 H W, 27-10

⇒NORTHERN IOWA

Games: 30
Series Record: 21-6-3
Home: 20-6-1
Away: 1-0-2
11-11-1899 A T, 0-0
11-17-1900 H L, 0-5
10-12-1901 A T, 0-0
10-11-1902 A W, 52-0
10-8-1904 H W, 17-0
10-7-1905 H W, 28-0
9-30-1916 H W, 19-0
9-26-1936 H T, 0-0
9-25-1937 H W, 14-12
9-29-1945 H W, 48-13
10-5-1946 H W, 20-18
9-20-1947 H W, 31-14
9-18-1948 H W, 27-7
10-7-1950 H W, 26-8

10-10-1987 H W, 39-38
10-8-1988 H W, 20-17
9-8-1990 H W, 35-6
9-26-1992 H L, 10-27
9-3-1994 H L, 14-28
9-21-1996 H W, 42-23
9-8-2001 H W, 41-0
8-30-2003 H W, 17-10
9-4-2004 H W, 23-0
9-30-2006 H W, 28-27
9-8-2007 H L, 13-24
9-25-2010 H W, 27-0
9-3-2011 H W, 20-19
8-31-2013 H L, 20-28
9-5-2015 H W, 31-7
9-3-2016 H L, 20-25

⇒NORTHWESTERN

Games: 8
Series Record: 1-7-0
Away: 1-7-0
9-28-1895 A W, 36-0
10-2-1937 A L, 0-33
9-22-1945 A L, 6-18
9-28-1946 A L, 9-41
9-30-1950 A L, 13-23
9-26-1953 A L, 0-35
9-25-1954 A L, 14-27
9-29-1956 A L, 13-14

⇒OHIO

Games: 7
Series Record: 7-0-0
Home: 6-0-0
Away: 1-0-0
11-24-1962 H W, 31-22
9-9-1989 H W, 28-3
9-5-1992 H W, 35-9
8-31-1995 H W, 36-21
9-2-2000 H W, 25-15
9-22-2001 A W, 31-28
9-6-2003 H W, 48-20

⇒OKLAHOMA

Games: 81
Series Record: 5-74-2
Home: 2-36-1
Away: 3-38-1
11-13-1928 H W, 13-0
11-2-1929 A L, 7-21
11-1-1930 H L, 13-19
10-31-1931 A W, 13-12
11-12-1932 H L, 12-19
10-21-1933 A L, 7-19
11-10-1934 A L, 0-12
10-19-1935 A L, 0-16
10-31-1936 H T, 7-7
11-6-1937 A L, 7-33
11-19-1938 H L, 0-10
11-4-1939 A L, 6-38
10-26-1940 H L, 7-20
11-8-1941 A L, 0-55
10-31-1942 H L, 7-14
10-30-1943 A L, 7-21
11-4-1944 H L
7-12



ALL-TIME SERIES RESULTS

11-10-1945 A L, 7-14
 10-26-1946 H L, 0-63
 11-1-1947 A L, 9-27
 10-30-1948 H L, 6-33
 10-29-1949 A L, 7-34
 10-28-1950 H L, 7-20
 11-17-1951 A L, 6-35
 11-1-1952 H L, 0-41
 11-14-1953 A L, 0-47
 11-6-1954 H L, 0-40
 11-12-1955 A L, 0-52
 11-10-1956 H L, 0-40
 10-5-1957 A L, 14-40
 11-8-1958 H L, 0-20
 11-21-1959 A L, 12-35
 11-5-1960 H W, 10-6
 10-7-1961 A W, 21-15
 11-10-1962 H L, 0-41
 11-9-1963 A L, 14-24
 11-7-1964 A L, 0-30
 11-6-1965 A L, 20-24
 9-24-1966 H L, 11-29
 11-11-1967 H L, 14-52
 10-19-1968 A L, 7-42
 11-1-1969 A L, 14-37
 10-31-1970 H L, 28-29
 10-30-1971 A L, 12-43
 11-4-1972 H L, 6-20
 11-3-1973 A L, 17-34
 11-2-1974 H L, 10-28
 10-25-1975 A L, 7-39
 10-2-1976 H L, 10-24
 10-22-1977 A L, 16-35
 10-21-1978 H L, 6-34
 10-27-1979 A L, 9-38
 10-25-1980 H L, 7-42
 10-3-1981 A T, 7-7
 10-2-1982 H L, 3-13
 10-22-1983 A L, 11-49
 10-20-1984 H L, 10-12
 10-26-1985 A L, 14-59
 10-25-1986 H L, 0-38
 10-3-1987 H L, 3-56
 10-1-1988 A L, 7-35
 10-21-1989 H L, 40-43
 10-20-1990 A W, 33-31
 10-5-1991 H L, 8-29
 10-3-1992 A L, 3-17
 10-2-1993 H L, 7-24
 10-1-1994 A L, 6-34
 10-7-1995 H L, 26-39
 10-31-1998 A L, 14-17
 11-13-1999 H L, 10-31
 10-19-2000 A L, 3-49
 10-4-2003 H L, 7-53
 10-14-2006 A L, 9-34
 10-20-2007 H L, 7-17
 10-16-2010 A L, 0-52
 11-26-2011 A L, 6-26
 11-3-2012 H L, 20-35
 11-16-2013 A L, 10-48
 11-1-2014 H L, 14-59
 11-7-2015 A L, 16-52
 11-3-2016 H L, 24-34

⇨ OKLAHOMA STATE

Games: 51
 Series Record: 18-30-3
 Home: 12-13-1
 Away: 6-17-2
 10-9-1926 H L, 0-13
 10-29-1960 A W, 13-9
 9-23-1961 H W, 14-7
 11-3-1962 A W, 34-7
 11-2-1963 H W, 33-28
 9-26-1964 A L, 14-29
 10-30-1965 H W, 14-10
 10-29-1966 A T, 14-14
 11-18-1967 H L, 14-28
 11-16-1968 A L, 17-26
 11-22-1969 H L, 0-35
 11-21-1970 A L, 27-36
 11-20-1971 H W, 54-0
 11-25-1972 A L, 14-45
 11-24-1973 H W, 28-12
 11-23-1974 A L, 12-14
 11-22-1975 H L, 7-14
 11-20-1976 A L, 21-42
 11-19-1977 H W, 21-13
 11-11-1978 A W, 28-15
 11-24-1979 H L, 10-13
 11-22-1980 A W, 23-21
 11-21-1981 H L, 7-27
 11-20-1982 A L, 13-49
 11-19-1983 H L, 7-30
 11-17-1984 A L, 10-16
 11-23-1985 H W, 15-10
 11-22-1986 A L, 14-21
 11-21-1987 A L, 27-48
 11-19-1988 H L, 28-49
 11-18-1989 A W, 31-21
 11-17-1990 H L, 17-25
 10-26-1991 H T, 6-6
 10-24-1992 A L, 21-27
 10-23-1993 H W, 20-17
 10-22-1994 A T, 31-31
 10-28-1995 H W, 38-14
 10-19-1996 A L, 27-28
 8-30-1997 H L, 14-21
 10-14-2000 A W, 33-26
 10-20-2001 H W, 28-24
 10-2-2004 A L, 7-36
 10-22-2005 H W, 37-10
 11-1-2008 A L, 17-59
 11-7-2009 H L, 8-34
 11-18-2011 H W, 37-31 (20T)
 10-20-2012 A L, 10-31
 10-26-2013 H L, 27-58
 10-4-2014 A L, 20-37
 11-14-2015 H L, 31-35
 10-8-2016 A L, 31-38

⇨ OMAHA GUARDS

Games: 1
 Series Record: 1-0-0
 Away: 1-0-0
 10-6-1903 A W, 18-0

⇨ OREGON STATE

Games: 1
 Series Record: 0-1-0
 Neutral: 0-1-0
 9-22-1962 N L, 35-39

⇨ OTTUMWA PRE-FLIGHT

Games: 1
 Series Record: 0-1-0
 Away: 0-1-0
 10-23-1943 A L, 12-13

⇨ PACIFIC

Games: 3
 Series Record: 2-1-0
 Home: 1-1-0
 Away: 1-0-0
 11-19-1960 A W, 14-6
 9-25-1965 H W, 38-13
 10-6-1979 H L, 7-24

⇨ PANORA

Games: 2
 Series Record: 2-0-0
 Home: 1-0-0
 Away: 1-0-0
 11-9-1894 H W, 66-0
 9-16-1899 A W, 23-0

⇨ PITTSBURGH

Games: 1
 Series Record: 1-0-0
 Neutral: 1-0-0
 12-28-2000 N W, 37-29

⇨ RICE

Games: 5
 Series Record: 2-3-0
 Home: 0-1-0
 Away: 2-2-0
 12-6-1930 A L, 7-13
 9-9-1978 A W, 23-19
 9-28-1991 A W, 28-27
 9-25-1993 A L, 21-49
 9-24-1994 H L, 18-28

⇨ RUSH MEDICAL

Games: 1
 Series Record: 1-0-0
 Home: 1-0-0
 10-1-1898 H W, 10-0

⇨ RUTGERS

Games: 1
 Series Record: 0-1-0
 Neutral: 0-1-0
 12-30-2011 N L, 13-27

⇨ SAN DIEGO STATE

Games: 6
 Series Record: 3-3-0
 Home: 1-0-0
 Away: 2-3-0
 11-28-1970 A W, 28-22
 11-27-1971 A W, 48-31
 12-2-1972 A L, 14-27

12-1-1973 A L, 28-41
 9-16-1978 H W, 14-13
 10-10-1981 A L, 31-52

⇨ SAN JOSE STATE

Games: 4
 Series Record: 4-0-0
 Home: 3-0-0
 Away: 1-0-0
 11-21-1958 A W, 9-6
 11-14-1959 H W, 55-0
 9-20-1980 H W, 27-6
 9-24-2016 H W, 44-10

⇨ SIMPSON

Games: 17
 Series Record: 15-1-1
 Home: 11-0-1
 Away: 4-1-0
 10-13-1894 A W, 28-0
 10-30-1896 H W, 44-0
 10-11-1899 A W, 18-0
 10-27-1900 H T, 0-0
 11-28-1901 A L, 0-12
 11-28-1902 A W, 18-11
 11-14-1903 A W, 11-2
 10-22-1904 H W, 87-0
 10-21-1905 H W, 63-0
 10-12-1912 H W, 24-7
 10-2-1915 H W, 27-0
 9-29-1917 H W, 47-0
 9-29-1923 H W, 14-6
 9-26-1925 H W, 28-0
 10-8-1927 H W, 26-6
 9-26-1931 H W, 6-0
 9-24-1932 H W, 21-0

⇨ SIOUX CITY

Games: 1
 Series Record: 1-0-0
 Away: 1-0-0
 10-12-1895 A W, 6-0

⇨ SOUTH CAROLINA

Games: 1
 Series Record: 0-1-0
 Away: 0-1-0
 9-16-1967 A L, 3-34

⇨ SOUTH DAKOTA

Games: 9
 Series Record: 9-0-0
 Home: 7-0-0
 Away: 1-0-0
 Neutral: 1-0-0
 10-14-1899 N W, 11-6
 10-31-1903 H W, 23-0
 11-3-1906 H W, 22-0
 10-24-1908 H W, 26-0
 11-1-1941 H W, 27-0
 9-19-1953 H W, 35-0
 11-16-1957 H W, 33-0
 11-1-1958 H W, 53-0
 10-10-1959 A W, 41-6



ALL-TIME SERIES RESULTS

⇌SOUTH DAKOTA STATE

Games: 3
Series Record: 3-0-0
Home: 3-0-0
9-20-1952 H W, 57-19
9-18-1954 H W, 34-6
8-28-2008 H W, 44-17

⇌STATE CENTER

Games: 1
Series Record: 0-0-1
Away: 0-0-1
1892 H T, 6-6

⇌STILL

Games: 2
Series Record: 2-0-0
Home: 2-0-0
10-5-1901 H W, 23-0
9-28-1902 H W, 35-0

⇌SYRACUSE

Games: 2
Series Record: 0-1-1
Away: 0-1-1
9-28-1957 A T, 7-7
9-20-1969 A L, 13-14

⇌TENNESSEE

Games: 1
Series Record: 0-1-0
Away: 0-1-0
9-11-1982 A L, 21-23

⇌TENNESSEE TECH

Games: 1
Series Record: 1-0-0
Home: 1-0-0
9-7-2002 H W, 58-6

⇌TEXAS

Games: 14
Series Record: 2-12-0
Home: 1-5-0
Away: 1-7-0
9-22-1979 A L, 9-17
10-3-1998 A L, 33-54
10-30-1999 H L, 41-44
10-26-2002 A L, 10-21
10-18-2003 H L, 19-40
9-23-2006 A L, 14-37
10-13-2007 H L, 3-56
10-23-2010 A W, 28-21
10-1-2011 H L, 14-37
11-10-2012 A L, 7-33
10-3-2013 H L, 30-31
10-18-2014 A L, 45-48
10-31-2015 H W, 24-0
10-15-2016 A L, 6-27

⇌TEXAS A&M

Games: 11
Series Record: 1-10-0
Home: 0-5-0
Away: 1-4-0
Neutral: 0-1-0
12-20-1978 N L, 12-28
9-22-1984 A L, 17-38
10-12-1996 H L, 21-24
10-11-1997 A L, 17-56
10-21-2000 H L, 7-30
10-27-2001 A L, 21-24
10-9-2004 H L, 3-34
10-29-2005 A W, 42-14
10-25-2008 H L, 35-49
10-31-2009 A L, 10-35
10-22-2011 H L, 17-33

⇌TCU

Games: 8
Series Record: 1-7-0
Home: 0-3-0
Away: 1-3-0
Neutral: 0-1-0
9-9-1995 A L, 10-27
9-5-1998 H L, 21-31
12-31-2005 N L, 24-27
10-6-2012 A W, 37-23
11-9-2013 H L, 17-21
12-6-2014 A L, 3-55
10-17-2015 H L, 21-45
9-17-2016 A L, 20-41

⇌TEXAS TECH

Games: 15
Series Record: 4-11-0
Home: 3-4-0
Away: 1-7-0
9-23-1967 A L, 0-52
9-14-1974 A L, 3-24
9-26-1998 H L, 24-31
11-6-1999 A L, 16-28
10-12-2002 H W, 31-17
10-11-2003 A L, 21-52
10-21-2006 H L, 26-42
10-6-2007 A L, 17-42
10-2-2010 H W, 52-38
10-29-2011 A W, 41-7
9-29-2012 H L, 13-24
10-12-2013 A L, 35-42
11-22-2014 H L, 31-34
10-10-2015 A L, 31-66
11-19-2016 H W, 66-10

⇌TOLEDO

Games: 4
Series Record: 2-2-0
Home: 2-0-0
Away: 0-2-0
8-31-2006 H W, 45-43 (3OT)
9-22-2007 A L, 35-36
10-11-2014 H W, 37-30
9-19-2015 A L, 23-30 (2OT)

⇌TROY

Games: 1
Series Record: 1-0-0
Home: 1-0-0
9-21-2002 H W, 42-12

⇌TULANE

Games: 4
Series Record: 3-1-0
Home: 2-0-0
Away: 1-1-0
9-12-1987 A L, 12-25
9-10-1988 H W, 30-13
9-30-1989 A W, 25-24
9-19-1992 H W, 38-14

⇌TULSA

Games: 4
Series Record: 3-1-0
Home: 1-0-0
Away: 2-0-0
Neutral: 0-1-0
11-18-1961 A W, 27-6
9-1-2012 H W, 38-23
12-31-2012 N L, 17-31
9-26-2013 A W, 38-21

⇌UCLA

Games: 2
Series Record: 1-1-0
Away: 1-1-0
11-27-1926 A W, 20-0
9-13-1975 A L, 21-39

⇌UNLV

Games: 5
Series Record: 4-1-0
Home: 3-0-0
Away: 1-1-0
9-23-1995 H W, 57-30
9-18-1999 A W, 24-0
9-9-2000 H W, 37-22
9-9-2006 H W, 16-10
9-20-2008 A L, 31-34 (OT)

⇌UPPER IOWA

Games: 1
Series Record: 1-0-0
Home: 1-0-0
10-12-1935 H W, 23-0

⇌UTAH

Games: 5
Series Record: 4-1-0
Home: 2-1-0
Away: 2-0-0
10-3-1970 A W, 16-13
9-23-1972 H W, 44-22
10-4-1975 A W, 31-3
10-9-1976 H W, 44-14
10-9-2010 H L, 27-68

⇌UTAH STATE

Games: 1
Series Record: 1-0-0
Home: 1-0-0
9-14-1985 H W, 10-3

⇌VANDERBILT

Games: 2
Series Record: 1-1-0
Home: 1-0-0
Away: 0-1-0
9-17-1983 A L, 26-29
9-21-1985 H W, 20-17

⇌VILLANOVA

Games: 2
Series Record: 0-2-0
Away: 0-2-0
11-6-1942 A L, 7-32
11-24-1956 A L, 0-26

⇌VIRGINIA MILITARY

Games: 1
Series Record: 1-0-0
Home: 1-0-0
9-28-1963 H W, 21-6

⇌WASHINGTON

Games: 1
Series Record: 0-1-0
Away: 0-1-0
9-21-1974 A L, 28-31

⇌WASHINGTON (MO.)

Games: 7
Series Record: 6-1-0
Home: 3-0-0
Away: 3-1-0
10-18-1913 A W, 37-7
10-30-1920 H W, 24-7
10-29-1921 A L, 0-2
10-28-1922 H W, 13-0
10-27-1923 A W, 54-7
10-24-1925 H W, 28-13
10-4-1926 A W, 6-0

⇌WAYNE STATE

Games: 1
Series Record: 1-0-0
Home: 1-0-0
9-22-1951 H W, 53-21

⇌WEST TEXAS A&M

Games: 2
Series Record: 2-0-0
Home: 2-0-0
9-12-1981 H W, 17-13
9-29-1984 H W, 14-0

⇌WEST VIRGINIA

Games: 5
Series Record: 1-4-0
Home: 0-3-0
Away: 1-1-0
11-23-2012 H L, 24-31
11-30-2013 A W, 52-44 (3OT)



ALL-TIME SERIES RESULTS

11-29-2014 H L, 24-37
11-28-2015 A L, 6-30
11-26-2016 H L, 19-49

⇒WESTERN ILLINOIS

Games: 1
Series Record: 1-0-0
Home: 1-0-0
9-15-2012 H W, 37-3

⇒WESTERN MICHIGAN

Games: 2
Series Record: 1-1-0
Home: 1-1-0
9-29-1990 H W, 34-20
9-17-1994 H L, 19-23

⇒WICHITA STATE

Games: 2
Series Record: 2-0-0
Home: 2-0-0
9-10-1977 H W, 35-9
9-27-1986 H W, 36-14

⇒WILLIAM PENN

Games: 2
Series Record: 2-0-0
Home: 1-0-0
Away: 1-0-0
9-29-1900 H W, 16-0
11-22-1902 A W, 44-0

⇒WISCONSIN

Games: 7
Series Record: 0-7-0
Away: 0-7-0
9-30-1895 A L, 6-12
11-9-1901 A L, 0-45
10-4-1924 A L, 0-17
10-3-1925 A L, 0-30
9-17-1966 A L, 10-20
9-21-1991 A L, 6-7
9-18-1993 A L, 7-28

⇒WYOMING

Games: 4
Series Record: 1-3-0
Home: 1-1-0
Away: 0-2-0
10-4-1986 H W, 21-10
9-26-1987 A L, 17-34
9-7-1996 H L, 38-41 (OT)
9-6-1997 A L, 10-56



RECORDS VS. CONFERENCES

⇒BIG 12

Team	Won	Lost	Tied
Baylor	6	9	0
Kansas	40	50	6
Kansas State	49	47	4
Oklahoma	5	74	2
Oklahoma State	18	30	3
Texas	2	12	0
TCU	1	7	0
Texas Tech	4	11	0
West Virginia	1	4	0
Totals	126	244	15

⇒ACC

Team	Won	Lost	Tied
Boston College	0	1	0
Florida State	1	1	0
Georgia Tech	0	1	0
North Carolina St.	0	1	0
Pittsburgh	1	0	0
Syracuse	0	1	1
Totals	2	5	1

⇒AMERICAN ATHLETIC

Team	Won	Lost	Tied
Connecticut	1	1	0
Tulane	3	1	0
Tulsa	3	1	0
Totals	7	3	0

⇒BIG TEN

Team	Won	Lost	Tied
Illinois	1	3	2
Iowa	22	42	0
Michigan State	0	2	0
Minnesota	3	22	1
Nebraska	18	85	2
Northwestern	1	7	0
Rutgers	0	1	0
Wisconsin	0	7	0
Totals	45	169	5

⇒CONFERENCE USA

Team	Won	Lost	Tied
Rice	2	3	0
Totals	2	3	0

⇒MID-AMERICAN

Team	Won	Lost	Tied
Akron	0	0	0
Ball State	1	0	0
Bowling Green	2	0	0
Buffalo	1	0	0
Kent State	6	1	0
Miami (Ohio)	1	0	0
Northern Illinois	3	1	0
Ohio	7	0	0
Toledo	2	2	0
Western Michigan	1	1	0
Totals	24	5	0

⇒MOUNTAIN WEST

Team	Won	Lost	Tied
Air Force	2	0	0
Boise State	0	1	0
Colorado State	4	1	0

New Mexico	5	1	0
San Diego State	3	3	0
San Jose State	4	0	0
UNLV	4	1	0
Utah State	1	0	0
Wyoming	1	3	0
Totals	24	10	0

⇒PACIFIC 12

Team	Won	Lost	Tied
Arizona	1	4	1
California	0	1	0
Colorado	15	49	1
Oregon State	0	1	0
UCLA	1	1	0
Utah	4	1	0
Washington	0	1	0
Totals	21	58	2

⇒SOUTHEASTERN

Team	Won	Lost	Tied
Alabama	0	1	0
Arkansas	0	1	0
Louisiana State	0	1	0
Missouri	34	61	9
South Carolina	0	1	0
Tennessee	0	1	0
Texas A&M	1	10	0
Vanderbilt	1	1	0
Totals	36	77	9

⇒SUN BELT

Team	Won	Lost	Tied
Louisiana-Monroe	1	0	0
Troy	1	0	0
Totals	2	0	0

⇒INDEPENDENTS

Team	Won	Lost	Tied
Army	2	1	0
Brigham Young	4	0	0
New Mexico State	0	1	0
Totals	6	2	0

⇒BIG SKY

Team	Won	Lost	Tied
Idaho	2	0	0
Totals	2	0	0

⇒COLONIAL

Team	Won	Lost	Tied
Villanova	0	2	0
Totals	0	2	0

⇒MISSOURI VALLEY

Team	Won	Lost	Tied
Illinois State	1	0	0
Indiana State	2	0	0
North Dakota State	1	1	0
Northern Iowa	21	6	3
South Dakota	9	0	0
South Dakota State	3	0	0
Western Illinois	1	0	0
Totals	38	7	3

⇒OHIO VALLEY

Team	Won	Lost	Tied
Eastern Illinois	1	0	0
Tennessee Tech	1	0	0
Totals	2	0	0

⇒PIONEER

Team	Won	Lost	Tied
Dayton	1	0	0
Drake	48	17	4
Totals	49	17	4

⇒SOUTHERN

Team	Won	Lost	Tied
Virginia Military	1	0	0
Totals	1	0	0

⇒IOWA COLLEGES

Team	Won	Lost	Tied
Central	1	0	0
Coe	16	2	0
Cornell	14	3	1
Dubuque	1	0	0
Grinnell	20	10	3
Luther	3	0	0
Morningside	8	1	0
Simpson	15	1	1
Upper Iowa	1	0	0
William Penn	2	0	0
Totals	81	17	5

⇒DISCONTINUED PROGRAMS

Team	Won	Lost	Tied
Central Oklahoma	0	1	0
Creighton	1	0	0
Denver	7	3	0
Detroit	1	1	0
Doane	1	0	0
Gust. Adolphus	1	0	0
Loyola (La.)	0	1	0
Marquette	2	8	1
Neb. Wesleyan	1	0	0
Pacific	2	1	0
Washington (Mo.)	6	1	0
Wayne State	1	0	0
West Texas State	2	0	0
Wichita State	2	0	0
Totals	27	16	1



COACHING RECORDS

Coach	Tenure	Yrs	CONFERENCE GAMES				ALL GAMES			
			W	L	T	Pct	W	L	T	Pct
Ira C. Brownlie	1892	1					1	0	1	.750
W.F. Finney	1893	1					0	3	0	.000
Bert German	1894	1					5	1	0	.833
Glenn "Pop" Warner	1895-99	4 1/3					18	8	0	.692
Joe Meyers	1899	2/3					4	4	1	.500
C.E. Woodruff	1900	1					2	5	1	.313
Edgar Clinton	1901	1					2	6	2	.300
A.W. Ristine	1902-06	5					36	10	1	.766
Clyde Williams	1907-12	6	8	5	2	.600	33	14	2	.694
Homer C. Hubbard	1913-14	2	4	3	1	.571	8	7	0	.533
Charles Mayser	1915-19	5	10	4	2	.688	21	11	2	.647
Norman C. Paine	1920	1	3	2	0	.600	4	4	0	.500
Maury Kent	1921	1	3	4	0	.429	4	4	0	.500
Sam F. Willaman	1922-25	4	11	10	2	.522	14	15	3	.484
Noel Workman	1926-30	5	8	17	2	.296	11	27	3	.305
George Veenker	1931-36	6	7	18	4	.310	21	22	8	.490
Jim Yeager	1937-40	4	7	12	1	.375	16	19	1	.458
Ray Donels	1941-42	1 1/3	1	4	1	.250	3	8	1	.292
Mike Michalske	1942-46	4 2/3	8	9	2	.474	18	18	3	.500
Abe Stuber	1947-53	7	12	28	1	.305	24	38	3	.393
Vince DiFrancesca	1954-56	3	2	15	1	.139	6	21	1	.232
Jim Myers	1957	1	2	4	0	.333	4	5	1	.450
Clay Stapleton	1958-67	10	22	43	2	.343	42	53	4	.444
John Majors	1968-72	5	9	25	1	.271	24	30	1	.445
Earle Bruce	1973-78	6	18	24	0	.429	36	32	0	.529
Donnie Duncan	1979-82	4	7	19	2	.286	18	24	2	.432
Jim Criner	1983-86	3 4/5	8	16	2	.346	16	24	2	.405
Chuck Banker	1986	1/5	1	1	0	.500	1	1	0	.500
Jim Walden	1987-94	8	16	37	3	.313	28	57	3	.335
Dan McCarney	1995-2006	12	27	68	0	.284	56	85	0	.397
Gene Chizik	2007-2008	2	2	14	0	.143	5	19	0	.208
Paul Rhoads	2009-2015	7	16	45	0	.262	32	55	0	.368
Matt Campbell	2016-	1	2	7	0	.286	3	9	0	.250
TOTALS	1892-2016	125	214	434	29	.316	516	639	46	.430



Clay Stapleton
1958-67



John Majors
1968-72



Earle Bruce
1973-78



Donnie Duncan
1979-82



Jim Criner
1983-86



Jim Walden
1987-94



Dan McCarney
1995-2006



Gene Chizik
2007-08



Paul Rhoads
2009-15



Matt Campbell
2016-



TEAM RECORDS

⇒TOTAL OFFENSE

Most Points Scored

Game: 87, Simpson, 1904
Season: 404, 2002

Most Consecutive Games Scored

138, from Oct. 26, 1991, to Oct. 18, 2003

Most Plays

Game: 102, twice
Season: 1,022, 2011

Most Yards

Game: 668, Dubuque, 1949
Season: 5,338, 2002
APG: 439.6, 1976

Most Yards Per Play

Game: 9.2, Nebraska, 1945
Season: 5.9, 2000

Most Total First Downs

Game: 35, three times
Season: 278, 2002

⇒TOTAL DEFENSE

Fewest Net Yards Allowed

Game: 43, Brigham Young, 1969
Season: 1,949, 1947

Fewest Rushing Net Yards Allowed

Game: -16, Colorado, 1984
Season: 1,368, 1963

Fewest Passing Yards

Game: -3, Nebraska, 1986
Season: 302, 1960

Fewest TD Passes Allowed

Game: 0, several times
Season: 0, 1949 (NCAA record)

Fewest Completions Allowed

Game: 0, several times
Season: 29, 1960; 29, 1943

Lowest Completion Percentage Allowed

Game: .000, several times
Season: .312, (29-93), 1960

Fewest First Downs Allowed

Game: 2, Nebraska, 1947
Season: 119, 1949

⇒PASSING

Most Attempts

Game: 62, Texas (30 completions), 1998
Season: 510, 2014

Most Completions

Game: 37, Toledo, 2014
Season: 282, 2014

Most Yards Gained

Game: 462, Kansas State, 2008
Season: 3,308, 2002

Most Touchdown Passes

Game: 6, Air Force, 1976
Season: 28, 2012

Most Interceptions Thrown

Game: 6, three times
Season: 23, 1970

Fewest Interceptions Thrown

Game: 0, many times
Season: 5, 1958

Best Completion Percentage

Game: .857 (24-28), Baylor, 2001
Season: .618 (157-254), 1989

Lowest Interception Pct.

Game: .000, several times
Season: .025, 2008

Most First Downs Passing

Game: 23, Texas A&M, 2008
Season: 152, 2002

⇒RUSHING

Most Yards Rushing

Game: 586, UNLV, 1995
Season: 2,970, 1976

Most Rushing Attempts

Game: 79, Idaho, 1973
Season: 636, 1976

Most Yards Per Play

Game: 8.4, UNLV, 1995
Season: 5.2, 2000

Most Touchdowns Rushing

Game: 8, UNLV, 1995
8, Colorado State, 1980
Season: 30, 2002, 1989

Most First Downs by Rushing

Game: 24, Indiana State, 1999
Season: 150, 1976

⇒INTERCEPTIONS

Most Interceptions

Game: 10, Gustavus Adolphus, 1944
Season: 23, 1971; 1972

Most Yards Returned

Game: 202, South Dakota State, 2008
Season: 387, 1964

Most Interceptions Returned for TD

Season: 4, 2004

⇒PUNTS

Most Punts

Game: 18, Marquette, 1951
Season: 100, 1985

Fewest Punts

Game: 0, three times
Season: 51, 2008



TEAM RECORDS

Most Punting Yards

Game: 601, Marquette, 1951
Season: 3,796, 1985

Highest Punting Average

Game: 58.5, (2 punts) Oklahoma St., 1977
Season: 45.3, 1996

⇨ PUNT RETURNS

Most Punt Returns

Game: 9, Kansas State, 1947
Season: 48, 1947

Most Yards Returned

Game: 193, UNI, 2015 (8 returns)
Season: 503, 1947 (48 returns)

Highest Avg. Per Return (Min. 4 returns)

Game: 27.4, Tulane (5 returns, 137 yards), 1992
Season: 17.8, 1992 (28 returns, 497 yards)

Punts Returned for TD

Game: 1, several times
Season: 3, 2002; 1992

⇨ KICKOFF RETURNS

Most Kickoff Returns

Game: 12, Utah, 2010
Season: 65, 2011

Most Yards Returned

Game: 319, Okla. St. (9 returns), 2008
Season: 1,986 (46 returns), 1970

Highest Average Per Return (Min. 4 returns)

Game: 42.3, Colorado, 1968 (6 returns, 254 yards)
Season: 26.1, 1959 (24 returns, 626 yards)

Most Kickoffs Returned for TD

Season: 2, 1963; 1959; 2013

⇨ FUMBLES

Most Fumbles

Game: 12, Northwestern, 1956
Season: 51, 1956

Most Fumbles Lost

Game: 7, Drake, 1953
Season: 32, 1956

Most Opponent Fumbles Recovered

Game: 7, Arizona, 1968
Season: 30, 1954

Fewest Fumbles

Game: 0, several times
Season: 7, 2000

Fewest Fumbles Lost

Game: 0, several times
Season: 2, 2001

⇨ PENALTIES

Most Penalties

Game: 15, Utah, 1976
Season: 88, 2011

Most Penalty Yards

Game: 156, Utah, 1976
Season: 742, 2000

Fewest Penalties

Game: 0, Michigan St., 1947; 0, Drake, 1945
Season: 26, 1953

Fewest Penalty Yards

Game: 0, Michigan St., 1947; 0, Drake, 1945
Season: 237, 1953



Trever Ryan's 81-yard punt return for a touchdown vs. UNI in 2015 helped the Cyclones set a single-game school mark for combined punt return yardage (193).



INDIVIDUAL RECORDS

⇒RUSHING

Rushing Attempts

Game: 53, Troy Davis (241 yards), Northern Iowa, 1996
Season: 402, Troy Davis (2,185 yards), 1996
Career: 823, Darren Davis (3,763 yards), 1996-99

Net Rushing Yards

Game: 378, Troy Davis (41 carries), Missouri, 1996
Season: 2,185, Troy Davis (402 carries), 1996
Career: 4,382, Troy Davis (782 carries), 1994-96

Highest Average Per Carry

Game: 23.8, Max Burkett, South Dakota State, 1954
Season: 7.1, Mickey Fitzgerald, 1959
Career: 5.6, Troy Davis, 1994-96

Most Touchdowns Rushing

Game: 5, Troy Davis, UNLV, 1995 and Northern Iowa, 1996; Joel Lanning, Texas Tech, 2016
Season: 21, Troy Davis, 1996
Career: 36, Troy Davis, 1994-96

Most 100-yard Rushing Games

Season: 11, Troy Davis, 1996
Career: 21, Troy Davis, 1994-96

Most 200-yard Rushing Games

Season: 5, Troy Davis, 1996
Career: 9, Troy Davis, 1994-96

Most Consecutive 100-yard Rushing Games

17, Troy Davis, 1995-96

⇒PASSING

Attempts

Game: 62, Todd Bandhauer, Texas, 1998
Season: 451, Sam Richardson, 2014
Career: 1,414, Bret Meyer, 2004-07

Most Completions

Game: 37, Sam Richardson, Toledo, 2014
Season: 254, Sam Richardson, 2014
Career: 820, Bret Meyer, 2004-07

Highest Completion Percentage

Game: .917, Seneca Wallace (22-24), Baylor, 2001
Season: .621, Seneca Wallace (167-269), 2001
Career: .621, Steele Jantz (167-269), 2012
.597, Austen Arnaud (616-1031), 2007-10

Yards

Game: 440, Austen Arnaud, Kansas State, 2008
Season: 3,245, Seneca Wallace, 2002
Career: 9,499, Bret Meyer, 2004-07

Touchdown Passes

Game: 5, Todd Bandhauer, Texas, 1998; Steele Jantz, Baylor, 2012
Season: 20, Todd Bandhauer, 1997
Career: 50, Bret Meyer, 2004-07

Most Interceptions

Game: 6, Bret Oberg, Colorado, 1988
Season: 20, George Amundson, 1972;
Todd Bandhauer, 1998
Career: 41, Bret Meyer, 2004-07

Lowest Interception Percentage

Season: .018, Joel Lanning, 2016
Career: .019, Joel Lanning, 2015-16

Consecutive Passes Attempted Without an Interception

Season: 155, Bret Meyer, 2005

Consecutive Games Throwing TD Pass

10, Todd Bandhauer, 1997; David Archer, 1983

⇒RECEIVING

Receptions

Game: 16, Tracy Henderson, Kansas State, 1983
Season: 81, Tracy Henderson, 1983
Career: 176, Todd Blythe (3,096 yards), 2004-07

Yards

Game: 217, Tracy Henderson, Texas A&M, 1984
Season: 1,073, Lane Danielson (63 receptions), 2002
Career: 3,096, Todd Blythe (176 receptions), 2004-07

Touchdown Catches

Game: 4, Todd Blythe, 2005
Season: 9, Todd Blythe, 2004; Todd Blythe, 2005;
Quenton Bundrage, 2013
Career: 31, Todd Blythe, 2004-07

100-yard Receiving Games

Season: 6, Allen Lazard, 2016
Career: 8, Tracy Henderson, 1983-84; Lane Danielson, 2000-03; Todd Blythe, 2004-07; Allen Lazard, 2014-

Most Consecutive 100-yard Receiving Games

3, Tracy Henderson, 1983 and 1984; Jim Doran, 1950; Allen Lazard, 2016-

Consecutive Games With A Reception

35, Allen Lazard, 2014-

⇒TOTAL OFFENSE

Most Plays

Game: 92 , Grant Rohach, West Virginia, 2013
Season: 566, Seneca Wallace, 2002
Career: 1,923, Bret Meyer, 2004-07

Yards

Game: 493, Seneca Wallace, Missouri, 2002; Austen Arnaud, Kansas State, 2008
Season: 3,682, Seneca Wallace, 2002
Career: 10,422, Bret Meyer, 2004-07

Most TD Responsible (Rush-Pass)

Game: 6, Bret Oberg, Oklahoma, 1989
Season: 23, Seneca Wallace, 2002
Career: 62, Bret Meyer, 2004-07

Most All-Purpose Yards

Game: 374, Troy Davis, Missouri, 1996
Season: 2,466, Troy Davis, 1995
Career: 5,177, Troy Davis, 1994-96

⇒PUNTING

Punts

Game: 18, George Hess (601 yards), Marquette, 1951
Season: 85, Jim Thompson (3,157 yards), 1984



INDIVIDUAL RECORDS

Career: 289, Kirby Van Der Kamp, 2010-13

Yards

Game: 601, George Hess, Marquette, 1951
 Season: 3,493, Kirby Van Der Kamp, 2013
 Career: 12,261, Kirby Van Der Kamp, 2010-13

Average

Game: 58.5, Rick Blabolil, Oklahoma State, 1977
 Season: 45.7, Marc Harris, 1996
 Career: 43.1, Marc Harris, 1993-96

⇒FIELD GOALS

Field Goals

Game: 5, Bret Culbertson, Iowa, 2007;
 Jeff Shudak, Missouri, 1990
 Season: 20, Jeff Shudak, 1987
 Career: 58, Jeff Shudak, 1987-90

Extra Points

Game: 9, Alex Giffords, Colorado State, 1980
 Season: 46, Adam Benike, 2002
 Career: 138, Cole Netten, 2013-16

Percentage

Game: 100 pct. (5-5), Jeff Shudak, Missouri, 1990
 Season: 94.1 pct., Cole Netten, 2016
 Career: 79.4 pct., Cole Netten, 2013-16

Consecutive Field Goals Made

15, Cole Netten, 2015-16

Consecutive Extra Points Made

100, Bret Culbertson, 2004-07

⇒PUNT RETURNS

Punt Returns

Game: 9, Don Ferguson, Kansas State, 1947
 Season: 41, Tom Buck, 1977
 Career: 74, Don Ferguson, 1947-49

Yards

Game: 137, James McMillion, Tulane, 1992
 Season: 435, James McMillion, 1992
 Career: 843, James McMillion, 1991-93

Punts Returned for Touchdowns

Game: 1 by many, last: Trever Ryan vs. UNI, 2015
 Season: 3, James McMillion, 1992
 Career: 3, James McMillion, 1991-93

Average

Game: 38.6, Trever Ryan, San Jose State, 2016
 Season: 19.5, Allen Lazard, 2015
 Career: 16.0, Trever Ryan, 2015-
 15.9, James McMillion, 1991-93

⇒KICKOFF RETURNS

Kickoff Returns

Game: 10, Tyrone Watley, Nebraska, 1997
 Season: 41, Leonard Johnson, 2008
 Career: 62, Jeff Allen, 1968-70

Yards

Game: 319, Leonard Johnson, Oklahoma State, 2008

Season: 1,081, Leonard Johnson, 2008
 Career: 1,529, Jeff Allen, 1968-70

Average

Season: 32.8, Luther Blue, 1974
 Career: 26.5, Luther Blue, 1974-76

⇒INTERCEPTIONS

Interceptions

Game: 4, Barry Hill, Kansas, 1974;
 Everett Kischer, Northwestern, 1937
 Season: 9, Barry Hill, 1974
 Career: 21, Barry Hill, 1972-74

Return Yards

Game: 123, Larry Carwell, Kansas, 1966
 Season: 152, Dick Howard, 1945
 Career: 265, A.J. Klein, 2009-12

⇒TACKLES

Game

Interior Lineman: 23, Chris Boskey, Nebraska, 1978
 Linebacker: 27, Chris Moore, Oklahoma, 1986
 Defensive Back: 28, Brian Refner, Nebraska, 1985

Season

Interior Lineman: 131, Chris Boskey, 1978
 Linebacker: 168, Chris Washington, 1981
 Defensive Back: 135, Jeff Dole, 1988

Career

Interior Lineman: 335, Shamus McDonough, 1979-82;
 334, Larry Hunt, 1971-73
 Linebacker: 457, Chris Washington, 1980-83
 Defensive Back: 334, Mark DouBrava, 1989-92

⇒SCORING

Points Scored (excluding kickers)

Game: 30, Troy Davis, TB, Northern Iowa, 1996; Troy
 Davis, TB, UNLV, 1995; Joe Henderson, TB,
 Kansas, 1988; Joel Lanning, QB, Texas Tech, 2016
 Season: 126, Troy Davis, TB, 1996
 Career: 228, Troy Davis, 1994-96; Dexter Green, 1975-78

Points Scored by Kickers

Game: 15, Edwin Arceo, Kansas, 2012; Bret Culbertson,
 Iowa, 2007; Alex Giffords, Colorado State, 1980;
 Jeff Shudak, Missouri, 1990
 Season: 97, Adam Benike, 2002
 Career: 300, Cole Netten, 2013-16

Touchdowns Scored

Game: 5, Joel Lanning, QB, Texas Tech, 2016;
 Troy Davis, TB, UNI, 1996;
 Troy Davis, TB, UNLV, 1995;
 Joe Henderson, TB, Kansas, 1988;
 Season: 21, Troy Davis, 1996
 Career: 38, Troy Davis, 1994-96; Dexter Green, 1975-78

Consecutive Games Scoring a Touchdown

10, Troy Davis, 1995-96

* Statistics from bowl games before 2002 are not included in school records, per NCAA policy



GAME RECORDS

⇄TOTAL TOUCHDOWNS

1. Joel Lanning, Texas Tech, 2016	5
Troy Davis, Northern Iowa, 1996	5
Troy Davis, UNLV, 1995	5
Joe Henderson, Kansas, 1988	5
5. Todd Blythe, Texas A&M, 2005	4
Ennis Haywood, Kansas, 2001	4
Troy Davis, Missouri, 1996	4
Blaise Bryant, UNI, 1990	4
Dwayne Crutchfield, Kent State, 1981	4
George Amundson, Oklahoma St., 1971	4

⇄RUSHING YARDS

1. Troy Davis, Missouri, 1996	378
2. Troy Davis, UNLV, 1995	302
3. Troy Davis, Ohio, 1995	291
4. Dave Hoppmann, Kansas State, 1961	271
5. Darren Davis, Kansas, 1997	261
6. Homer Hubbard, Drake, 1908	252
7. Darren Davis, Baylor, 1997	247
8. Mike Warren, Texas Tech, 2015	245
9. Darren Davis, Iowa, 1998	244
10. Harold Brown, Kent State, 1982	242

⇄RUSHING ATTEMPTS

1. Troy Davis, Northern Iowa, 1996	53
2. Troy Davis, Kansas State, 1996	48
3. Dwayne Crutchfield, Colorado, 1981	47
4. Darren Davis, Kansas, 1998	43
Dwayne Crutchfield, Oklahoma, 1981	43
6. Darren Davis, Kansas, 1997	42
7. Troy Davis, Missouri, 1996	41
Troy Davis, Kansas State, 1995	41
9. Troy Davis, Ohio, 1995	40
Blaise Bryant, Kansas State, 1990	40
Mike Strachan, Colorado, 1973	40
Blaise Bryant, Missouri, 1989	40
Joe Henderson, Kansas State, 1988	40

⇄RUSHING TOUCHDOWNS

1. Joel Lanning, Texas Tech, 2016	5
Troy Davis, Northern Iowa, 1996	5
Troy Davis, UNLV, 1995	5
4. Ennis Haywood, Kansas, 2001	4
Troy Davis, Missouri, 1996	4
Blaise Bryant, UNI, 1990	4
Joe Henderson, Kansas, 1988	4
Dwayne Crutchfield, Kent State, 1981	4
George Amundson, Oklahoma St., 1971	4

⇄TOUCHDOWN PASSES

1. Steele Jantz, Baylor, 2012	5
Todd Bandhauer, Texas, 1998	5
3. Grant Rohach, West Virginia, 2013	4
Sam Richardson, Kansas, 2012	4
Steele Jantz, Iowa, 2011	4
Austen Arnaud, Texas Tech, 2010	4
Bret Meyer, Texas A&M, 2005	4
Seneca Wallace, Baylor, 2001	4
Bret Oberg, Oklahoma, 1989	4
Alex Espinoza, Kansas State, 1986	4
Wayne Stanley, Air Force, 1976	4
Rich Mann, Nebraska, 1951	4

⇄PASSING YARDS

1. Austen Arnaud, Kansas St., 2008	440
2. Todd Bandhauer, Texas, 1998	437
3. Seneca Wallace, Missouri, 2002	425
4. Bret Oberg, Oklahoma, 1989	411
5. Steele Jantz, Baylor, 2012	381
6. Jared Barnett, Oklahoma State, 2011	376
7. Todd Bandhauer, Iowa, 1997	375
8. Jacob Park, West Virginia, 2016	371
Austen Arnaud, Texas A&M, 2008	371
Bret Meyer, Texas A&M, 2005	371

⇄PASS COMPLETIONS

1. Sam Richardson, Toledo, 2014	37
2. Sam Richardson, Texas, 2014	36
Steele Jantz, Baylor, 2012	36
Austen Arnaud, Missouri, 2008	36
5. Bret Meyer, Missouri, 2007	33
6. Steele Jantz, Tulsa, 2012	32
7. Jared Barnett, Oklahoma State, 2011	31
Austen Arnaud, Kansas State, 2008	31
Seneca Wallace, Missouri, 2002	31
10. Bret Meyer, Illinois State, 2005	30
Seneca Wallace, Texas A&M, 2001	30
Todd Bandhauer, Texas, 1998	30

⇄PASS ATTEMPTS

1. Todd Bandhauer, Texas, 1998	62
2. Jared Barnett, Oklahoma State, 2011	58
3. Sam Richardson, Texas, 2014	55
4. Austen Arnaud, Missouri, 2008	54
5. Sam Richardson, Toledo, 2014	53
6. Steele Jantz, Baylor, 2012	52
7. Steele Jantz, Texas, 2011	51
Bret Meyer, Nebraska, 2007	51
Todd Bandhauer, Iowa, 1997	51
Joel Lanning, Oklahoma, 2015	51

⇄RECEPTIONS

1. Tracy Henderson, Kansas State, 1983	16
2. Steve Lester, Oklahoma, 1989	13
Tom Busch, Kansas, 1967	13
4. Tracy Henderson, Missouri, 1983	12
5. Collin Franklin, Colorado, 2010	11
J.J. Moses, Nebraska, 2000	11
Tracy Henderson, Texas A&M, 1984	11
Jason Jacobs, Nebraska, 1983	11
Eppie Barney, Arizona, 1966	11
10. Allen Lazard, Kansas, 2016	10
E.J. Bibbs, Texas, 2014	10
R.J. Sumrall, Kansas, 2008	10
Damien Groce, Texas, 1998	10
Damien Groce, Texas Tech, 1998	10
Steve Lester, Missouri, 1989	10
Tracy Henderson, Drake, 1984	10
Tracy Henderson, Nebraska, 1983	10
Tracy Henderson, Kansas, 1983	10

⇄RECEIVING YARDS

1. Tracy Henderson, Texas A&M, 1984	217
2. Todd Blythe, Texas A&M, 2005	214
3. Steve Lester, Oklahoma, 1989	203
Jim Doran, Oklahoma, 1949	203
5. Lane Danielsen, Texas Tech, 2003	192
6. Todd Blythe, Nebraska, 2004	188
7. Darius Reynolds, Baylor, 2011	178

8. Tracy Henderson, Iowa, 1984	175
Eppie Barney, Arizona, 1966	175
10. Dennis Ross, Northern Iowa, 1987	174

⇄TOUCHDOWN CATCHES

1. Todd Blythe, Texas A&M, 2005	4
2. Quenton Bundrage, Iowa, 2013	3
Jarvis West, Baylor, 2012	3
Josh Lenz, TCU, 2012	3
Todd Blythe, Northern Illinois, 2004	3
Damien Groce, Texas Tech, 1998	3
Jim Doran, Missouri, 1950	3
George Gast, Kansas State, 1943	3

⇄TOTAL OFFENSE

1. Austen Arnaud, Kansas State, 2008	493
Seneca Wallace, Missouri, 2002	493
3. Jared Barnett, Oklahoma State, 2011	460
4. Bret Oberg, Oklahoma, 1989	449
5. Austen Arnaud, Texas A&M, 2008	438
6. Steele Jantz, Baylor, 2012	435
7. Todd Bandhauer, Texas, 1998	427
8. Grant Rohach, West Virginia, 2014	397
9. Seneca Wallace, Iowa, 2002	391
10. Bret Meyer, Texas A&M, 2005	385

⇄ALL-PURPOSE YARDS

1. Troy Davis, Missouri, 1996	374
2. Tyrone Watley, Nebraska, 1997	324
3. Leonard Johnson, Okla. St., 2008	319
4. Troy Davis, Ohio, 1995	318
5. Tyrone Watley, Minnesota, 1997	316
6. Troy Davis, UNLV, 1995	302
7. Darren Davis, Ball State, 1998	291
8. Dave Hoppmann, Kansas State, 1961	287
9. Troy Davis, Kansas State, 1995	285
10. Ennis Haywood, Baylor, 2000	284

⇄FIELD GOALS MADE

1. Bret Culbertson, Iowa, 2007	5
Jeff Shudak, Missouri, 1990	5
3. Cole Netten, West Virginia, 2016	4
Ty Stewart, Missouri, 1993	4
Ty Stewart, Nebraska, 1992	4
Jeff Shudak, Tulane, 1987	4
Alex Giffords, Iowa, 1982	4
Tom Goedjen, Oklahoma St., 1974	4
Tom Goedjen, BYU, 1973	4
Reggie Shoemaker, New Mexico, 1970	4

⇄INTERCEPTIONS

1. Barry Hill, Kansas, 1974	4
Everett Kischer, Northwestern, 1937	4
3. George Walker, Vanderbilt, 1983	3
Barry Hill, Oklahoma St., 1973	3
Tom Hilden, Kansas State, 1968	3
Chuck Lamson, Arizona, 1958	3
Gene Phelps, UNI, 1945	3



LONGEST PLAYS

⇨ RUSH

1. Meredith Warner, Iowa PF, 1943*	98
2. Gaston Norris, UNLV, 1995*	91
3. Joe Burden, Tulsa, 1961*	89
Meredith Warner, Ottumwa PF, 1943*	89
5. Deac Wolters, Central Oklahoma, 1922	88
6. Troy Davis, UNLV, 1995*	80
Tom Roach, Colorado State, 1980	80
Norton Behm, Minnesota, 1924*	80
Otis Higgins, Grinnell, 1921*	80
10. Lane Danielsen, Texas Tech, 2002*	79

⇨ RECEPTION

1. Quenton Bundrage, Texas, 2013*	97
2. Ed Williams, Oklahoma, 1995*	90
3. Carl Paetz, Kansas, 1946*	89
4. Jim Doran, Oklahoma, 1949	87
5. Lamont Hill, Ohio, 1992*	83
6. Tom Busch, Oklahoma, 1965*	82
7. Tyrone Watley, Minnesota, 1997*	81
8. Lane Danielsen, Texas Tech, 2003*	80
Damien Groce, Iowa, 1999*	80
10. J.J. Moses, UNLV, 2000*	78

⇨ SCORING PLAYS

1. Dick Howard, Kansas St., 1945 (int)	100
2. Troy Davis, Colorado, 1994 (kr)	99
3. Meredith Warner, Iowa PF, 1943 (rush)	98
DeVondrick Nealy, TCU, 2013 (kr)	98
5. Kene Nwangwu, West Virginia, 2016 (kr)	97
Quenton Bundrage, Texas, 2013 (rec)	97
7. Tom Elliott, Kansas, 1969 (pr)	96
Dick Howard, Kansas State, 1945 (kr)	96
9. Jarvis West, Texas Tech, 2013 (kr)	95
Luther Blue, Nebraska, 1976 (kr)	95
Gary King, Drake, 1965 (pr)	95

⇨ PUNT RETURN

1. Tom Elliott, Kansas, 1969*	96
2. Gary King, Drake, 1965*	95
3. James McMillion, Oklahoma St., 1992*	91
4. James McMillion, Tulane, 1992*	87
5. Barry Hill, Kansas, 1973*	86
6. Mike Schwartz, Bowling Green, 1977*	85
Dury Moss, Drake, 1914	85
8. Tom Elliott, BYU, 1968*	84
9. Jarvis West, Kansas State, 2014*	82
10. Trever Ryan, UNI, 2015*	81

⇨ KICKOFF RETURN

1. Troy Davis, Colorado, 1994*	99
2. DeVondrick Nealy, TCU, 2013*	98
3. Kene Nwangwu, West Virginia, 2016*	97
4. Dick Howard, Kansas State, 1945*	96
5. Jarvis West, Texas Tech, 2013*	95
Luther Blue, Nebraska, 1976*	95
Willie Jones, Oklahoma, 1971*	95
8. Willie Jones, Georgia Tech, 1972*	93
9. Donn Lorenzen, Northwestern, 1954	92
10. Tom Vaughn, VMI, 1963*	90
Royal Lohry, Kansas St., 1941*	90

⇨ INTERCEPTION RETURN

1. Dick Howard, Kansas State, 1945*	100
2. Jeremy Reeves, UNI, 2010*	94
Dustin Avey, Colorado, 1997*	94
4. A.J. Klein, Texas Tech, 2012*	87
5. Ira Young, Drake, 1921*	85
6. Jeff Allen, UNLV, 1995*	84
7. A.J. Klein, Missouri, 2011*	78
Marc Timmons, Missouri, 2000*	78
9. JaMaine Billups, Oklahoma, 2003*	77
10. Jeff Simonds, Kansas State, 1966*	76

⇨ FUMBLE RETURN FOR TOUCHDOWN

1. Deac Wolters, Grinnell, 1922	80
2. Bob Burton, Missouri, 1928	69
3. Steve Paris, Colorado, 2005	66
Gary Pedersen, Iowa, 1990	66
5. Brent Curvey, Baylor, 2004	65
6. Marv Walter, Nebraska, 1956	56
7. Jevohn Miller, Texas, 2014	51
8. Buck Hurst, Missouri, 1912	50
9. Kevin Fulton, Northern Ill., 1993	41
10. R.L. Rutledge, Missouri, 1911	40

⇨ PUNT

1. Bob Dennis, UNI, 1946	90
2. Ron Norman, Kansas, 1942	89
3. Royal Lohry, Oklahoma, 1940	86
4. Judge Johnston, Nebraska, 1988	80
Doug Myers, Nebraska, 1982	80
6. Carl Gomez, Wyoming, 1997	75
Marc Harris, Nebraska, 1996	75
8. Kirby Van Der Kamp, Texas, 2010	74
9. Mike Brandtner, Oklahoma, 2006	73
Rich Miller, Nebraska, 1979	73

⇨ FIELD GOAL

1. Ty Stewart, Oklahoma St., 1993	58
Ty Stewart, Missouri, 1993	58
Alex Giffords, Oklahoma, 1979	58
4. Grant Mahoney, Nebraska, 2010	57
5. Jeff Shudak, Northern Iowa, 1988	55
Alex Giffords, Kent State, 1982	55
7. Grant Mahoney, Iowa, 2011	54
Jamie Kohl, Kansas, 1998	54
9. Jeff Shudak, Kansas, 1990	53
10. Grant Mahoney, Nebraska, 2009	52
Bret Culbertson, Texas Tech, 2006	52
Jeff Shudak, Colorado, 1988	52
Rick Frank, Iowa, 1985	52
Alex Giffords, Colorado, 1980	52

*Scored touchdown



Kene Nwangwu broke free for a 97-yard kickoff return for a touchdown vs. West Virginia in 2016, the third-longest return in school history.

SEASON RECORDS

⇨ TOUCHDOWNS

1. Troy Davis, 1996	21
2. Blaise Bryant, 1989	19
3. Dwayne Crutchfield, 1981	18
4. Darren Davis, 1999	16
Troy Davis, 1995	16
6. Dexter Green, 1977	15
George Amundson, 1971	15
8. Ennis Haywood, 2001	14
9. Ryan Kock, 2005	13
Blaise Bryant, 1990	13

⇨ RUSHING YARDS

1. Troy Davis, 1996	2,185
2. Troy Davis, 1995	2,010
3. Blaise Bryant, 1989	1,516
4. Darren Davis, 1999	1,388
5. Mike Warren, 2015	1,339
6. Dwayne Crutchfield, 1980	1,312
7. Mike Strachan, 1972	1,260
George Amundson, 1971	1,260
9. Dexter Green, 1977	1,240
10. Ennis Haywood, 2000	1,237

⇨ RUSHING YARDS BY A QB

1. Buddy Hardeman, 1976	583
2. Chris Pedersen, 1990	570
3. Austen Arnaud, 2009	561
4. Joel Lanning, 2016	518
5. Seneca Wallace, 2001	475

⇨ RUSHING TOUCHDOWNS

1. Troy Davis, 1996	21
2. Blaise Bryant, 1989	19
3. Dwayne Crutchfield, 1981	17
4. Troy Davis, 1995	15
Dexter Green, 1977	15
George Amundson, 1971	15
7. Ennis Haywood, 2001	14
Darren Davis, 1999	14
9. Ryan Kock, 2005	13
10. Blaise Bryant, 1990	12

⇨ RUSHING TOUCHDOWNS BY A QB

1. Joel Lanning, 2016	11
Dave Hoppmann, 1962	11
3. Sage Rosenfels, 2000	10
4. Dwight Nichols, 1959	9
5. Seneca Wallace, 2002	8

⇨ RUSHING ATTEMPTS

1. Troy Davis, 1996	402
2. Troy Davis, 1995	345
3. Dwayne Crutchfield, 1981	307
4. Blaise Bryant, 1989	299
5. Darren Davis, 1998	294
6. Darren Davis, 1999	287
7. Dwayne Crutchfield, 1980	284
8. Mike Strachan, 1973	272
George Amundson, 1971	272
10. Dexter Green, 1977	271

⇨ YARDS PER CARRY

1. Mike Warren, 2015	5.90
2. Buddy Hardeman, 1976	5.83
3. Troy Davis, 1995	5.82

4. Tom Vaughn, 1962	5.82
5. Jim Wingender, 1975	5.48
6. Harold Brown, 1982	5.45
7. Troy Davis, 1996	5.43
8. Ennis Haywood, 2000	5.40
9. Dave Hoppmann, 1960	5.24
10. Tom Watkins, 1959	5.23

⇨ 100-YARD RUSHING GAMES

1. Troy Davis, 1996	11
2. Troy Davis, 1995	10
3. Darren Davis, 1999	7
Blaise Bryant, 1989	7
Dwayne Crutchfield, 1980	7
Dexter Green, 1978	7
Dexter Green, 1977	7
8. Mike Warren, 2015	6
Alexander Robinson, 2009	6
Ennis Haywood, 2001	6
Ennis Haywood, 2000	6
Dwayne Crutchfield, 1981	6
Mike Strachan, 1972	6
George Amundson, 1971	6

⇨ 200-YARD RUSHING GAMES

1. Troy Davis, 1996	5
2. Troy Davis, 1995	4
3. Ennis Haywood, 2000	2
Darren Davis, 1999	2
Darren Davis, 1998	2
Darren Davis, 1997	2
Blaise Bryant, 1989	2
8. Mike Warren, 2015	1
Ennis Haywood, 2001	1
Joe Henderson, 1987	1
Harold Brown, 1982	1
Dexter Green, 1976	1
Dave Hoppmann, 1961	1
Dave Hoppmann, 1960	1
Homer Hubbard, 1908	1

⇨ CONS. 100-YARD RUSHING GAMES

1. Troy Davis, 10/14/95-11/23/96	17
2. Darren Davis, 11/21/98-10/23/99	8
3. Dwayne Crutchfield, 9/12/81-10/10/81	5
Dexter Green, 11/12/77-9/16/78	5
5. Ennis Haywood, 9/2/00-9/30/00	4
Darren Davis, 10/4/97-11/1/97	4
Troy Davis, 8/31/95-9/23/95	4
Blaise Bryant, 11/4/89-9/8/90	4
Dwayne Crutchfield, 10/4/80-10/25/80	4

⇨ PASSING YARDS

1. Seneca Wallace, 2002	3,245
2. Bret Meyer, 2005	2,876
3. Austen Arnaud, 2008	2,792
4. Sam Richardson, 2014	2,669
5. David Archer, 1983	2,639
6. Bret Meyer, 2006	2,546
7. Todd Bandhauer, 1997	2,514
8. Sage Rosenfels, 2000	2,298
9. Bret Oberg, 1989	2,242
10. Todd Bandhauer, 1998	2,206

⇨ 300-YARD PASSING GAMES

1. Sam Richardson, 2014	3
Austen Arnaud, 2008	3
Bret Meyer, 2005	3
Seneca Wallace, 2002	3
5. Jacob Park, 2016	2
Grant Rohach, 2013	2
Sage Rosenfels, 2000	2
David Archer, 1983	2

⇨ PASSING TOUCHDOWNS

1. Todd Bandhauer, 1997	20
2. Bret Meyer, 2005	19
3. Sam Richardson, 2014	18
David Archer, 1983	18
5. George Amundson, 1972	15
Austen Arnaud, 2008	15
Seneca Wallace, 2002	15
Alex Espinoza, 1986	15
Rich Mann, 1951	15
10. Austen Arnaud, 2009	14
Todd Bandhauer, 1998	14
Dean Carlson, 1971	14

⇨ PASS COMPLETIONS

1. Sam Richardson, 2014	254
2. Austen Arnaud, 2008	247
3. Seneca Wallace, 2002	244
4. David Archer, 1983	234
5. Bret Meyer, 2007	233
6. Bret Meyer, 2005	227
7. Bret Meyer, 2006	211
8. Todd Bandhauer, 1997	180
9. Todd Bandhauer, 1998	179
10. Austen Arnaud, 2009	178

⇨ PASS ATTEMPTS

1. Sam Richardson, 2014	451
2. Seneca Wallace, 2002	443
3. David Archer, 1983	403
4. Austen Arnaud, 2008	401
5. Bret Meyer, 2007	382
6. Bret Meyer, 2006	374
Todd Bandhauer, 1997	374
8. Bret Meyer, 2005	368
9. Todd Bandhauer, 1998	355
10. Sage Rosenfels, 2000	333

⇨ COMPLETION PCT. (MIN. 100)

1. Steele Jantz, 2012	.621
Seneca Wallace, 2001	.621
3. Bret Oberg, 1989	.620
4. Bret Meyer, 2005	.617
5. Austen Arnaud, 2008	.616
6. Bret Meyer, 2007	.610
7. Sam Richardson, 2015	.601
8. Austen Arnaud, 2010	.590
9. Jacob Park, 2016	.588
10. Austen Arnaud, 2009	.587



SEASON RECORDS

⇨PASSER RATING (MIN. 100)

1. Bret Oberg, 1989	143.68
2. Bret Meyer, 2005	138.94
3. Jacob Park, 2016	138.52
4. Joel Lanning, 2016	136.72
5. Seneca Wallace, 2001	132.71
6. Bob Utter, 1993	130.30
7. Austen Arnaud, 2008	127.44
8. Wayne Stanley, 1976	126.96
9. Todd Doxzon, 1995	124.52
10. Chris Pedersen, 1990	123.44

⇨RECEPTIONS

1. Tracy Henderson, 1983	81
2. Allen Lazard, 2016	69
3. Tracy Henderson, 1984	64
Jason Jacobs, 1983	64
5. Lane Danielsen, 2002	63
6. Otto Stowe, 1970	59
7. R.J. Sumrall, 2008	57
8. Allen Lazard, 2015	56
Austin Flynn, 2005	56
Eppie Barney, 1966	56

⇨RECEIVING YARDS

1. Lane Danielsen, 2002	1,073
2. Tracy Henderson, 1983	1,051
3. Allen Lazard, 2016	1,018
4. Todd Blythe, 2005	1,000
5. Tracy Henderson, 1984	941
6. Todd Blythe, 2004	833
7. Tyrone Watley, 1997	827
8. Otto Stowe, 1970	822
9. Allen Lazard, 2015	808
10. Eppie Barney, 1966	782

⇨TOUCHDOWN RECEPTIONS

1. Quenton Bundrage, 2013	9
Todd Blythe, 2005	9
Todd Blythe, 2004	9
4. E.J. Bibbs, 2014	8
Todd Blythe, 2006	8
Ty Watley, 1997	8
Tracy Henderson, 1983	8
8. Allen Lazard, 2016	7
Darius Reynolds, 2011	7
R.J. Sumrall, 2008	7
Damien Groce, 1998	7
Ed Williams, 1995	7

⇨MULTI-TD CATCH GAMES

1. Quenton Bundrage, 2013	3
Darius Reynolds, 2011	3
R.J. Sumrall, 2008	3
Tracy Henderson, 1983	3
5. Deshaunte Jones, 2016	2
E.J. Bibbs, 2014	2
Todd Blythe, 2005	2
Damien Groce, 1998	2
Keith Krepfle, 1971	2
Jim Doran, 1950	2

⇨CONS. GAMES WITH TD CATCH

1. Ty Watley, 1997	5
Todd Blythe, 2006	5
3. Keith Krepfle, 1971	4

Tracy Henderson, 1984	4
Ed Williams, 1995	4
Todd Blythe, 2004	4

⇨100-YARD RECEIVING GAMES

1. Allen Lazard, 2016	6
2. Tracy Henderson, 1983	5
3. R.J. Sumrall, 2008	4
Lane Danielsen, 2002	4
5. Todd Blythe, 2005	3
Todd Blythe, 2004	3
J.J. Moses, 2000	3
Tracy Henderson, 1984	3
Otto Stowe, 1970	3
Jim Doran, 1950	3

⇨CONS. 100-YARD RECEIVING GAMES

1. Allen Lazard, 11/12/16-11/26/16	3
Tracy Henderson, 9/8/84-9/22/84	3
Tracy Henderson, 10/29/83-11/12/83	3
Jim Doran, 10/7/50-10/21/50	3
5. Allen Lazard, 9/3/16-9/10/16	2
Jack Whitver, 9/6/02-9/21/02	2
Lane Danielsen, 11/2/02-11/9/02	2
Jack Whitver, 9/14/02-9/21/02	2
Damien Groce, 9/26/98-10/3/98	2
Ty Watley, 9/13/97-9/20/97	2
Ed Williams, 8/30/97-9/6/97	2
Dick Limerick, 11/4/61-11/11/61	2

⇨RECEPTIONS BY A TIGHT END

1. Collin Franklin, 2010	54
2. E.J. Bibbs, 2014	45
3. E.J. Bibbs, 2013	39
4. Jeff Wodka, 1985	35
5. Keith Krepfle, 1971	34
6. Tom Lorenz, 1970	32
7. Keith Krepfle, 1972	30
8. Keith Krepfle, 1973	30
9. Mike Banks, 2000	27
Mike Busch, 1988	27

⇨SCORING

1. Troy Davis, 1996	126
2. Blaise Bryant, 1989	120
3. Dwayne Crutchfield, 1981	104
4. Adam Benike, 2002	97
5. Darren Davis, 1999	96
Troy Davis, 1995	96
7. Dexter Green, 1977	90
George Amundson, 1971	90
9. Grant Mahoney, 2008	84
Ennis Haywood, 2001	84
Jeff Shudak, 1990	84

⇨TOTAL OFFENSE

1. Seneca Wallace, 2002	3,682
2. Austen Arnaud, 2008	3,193
3. Sam Richardson, 2014	3,090
4. Bret Meyer, 2005	2,999
5. Bret Meyer, 2006	2,723
6. David Archer, 1983	2,698
7. Sage Rosenfels, 2000	2,679
8. Austen Arnaud, 2009	2,576
9. Seneca Wallace, 2001	2,519
10. Bret Oberg, 1989	2,515

⇨PUNTING AVERAGE

1. Marc Harris, 1996	45.7
2. Kirby Van Der Kamp, 2010	45.2
3. Tony Yelk, 2001	43.8
4. Judge Johnston, 1989	42.9
5. Rick Blabolil, 1976	42.8
6. Kirby Van Der Kamp, 2011	42.7
Doug Myers, 1982	42.7
8. Troy Blankenship, 2005	42.6
9. Marc Harris, 1994	42.4
10. Tony Yelk, 2002	42.3

⇨PUNT RETURN AVG. (MIN 10 RETURNS)

1. Allen Lazard, 2015	19.45
2. James McMillion, 1992	18.91
3. Trever Ryan, 2016	16.50
4. Ryan Baum, 2006	16.00
5. Tom Vaughn, 1963	15.69
6. Trever Ryan, 2015	15.36
7. James McMillion, 1991	14.76
8. Jarvis West, 2013	13.40
9. Gary King, 1965	13.15
10. John Schweizer, 1971	12.18

⇨KICKOFF RETURN AVG. (MIN 10 RETURNS)

1. Luther Blue, 1974	32.75
2. Leonard Johnson, 2008	26.37
3. Kene Nwangwu, 2016	26.35
4. Willie Jones, 1972	26.06
5. Jeff Allen, 1968	26.04
6. Jarvis West, 2011	25.95
7. Jeff Allen, 1970	25.82
8. Tom Busch, 1966	25.75
9. Aaron Horne, 2011	25.72
10. Tom Vaughn, 1963	25.08

⇨TACKLES

1. Chris Washington, 1981, LB	168
2. Malcolm Goodwin, 1992, LB	162
3. Keith Schroeder, 1970, LB	161
4. Brad Storm, 1974, LB	159
5. Alvin Bowen, 2006, LB	155
Keith Schroeder, 1971, LB	155
7. Ted Jornov, 1973, LB	148
8. Chris Washington, 1982, LB	147
9. Chris Moore, 1986, LB	145
10. Ted Jornov, 1972, LB	144

⇨INTERCEPTIONS

1. Barry Hill, 1974	9
2. Barry Hill, 1973	8
Bob Mellgren, 1952	8
4. John Schweizer, 1971	6
Tony Washington, 1970	6
Everett Kischer, 1936	6
7. David Sims, 2009	5
DeAndre Jackson, 2005	5
LaMarcus Hicks, 2005	5
Ellis Hobbs, 2004	5
John Schweizer, 1972	5
Larry Holton, 1969	5
Tony Washington, 1969	5



SEASON RECORDS

⇨ SACKS

1. Dale Pierson, 2015	8.5
Shawn Moorehead, 2006	8.5
3. Jason Berryman, 2005	7.5
4. Brent Curvey, 2006	7.0
Reggie Hayward, 2000	7.0
Derrick Clark, 1996	7.0
Dan Watkins, 1992	7.0
Lester Williams, 1983	7.0
9. Kurtis Taylor, 2007	6.5
Brent Curvey, 2005	6.5

⇨ TACKLES FOR LOSS (SINCE 1976)

1. Lester Williams, 1983	18.0
Mike Stensrud, 1978	18.0
3. Malcolm Goodwin, 1992	17.0
Rick White, 1978	17.0
5. Greg Liler, 1986	16.0
Jeff Braswell, 1984	16.0
7. Mike Leaders, 1979	15.0
8. Jim Luebbers, 1984	14.0
Mike Stensrud, 1977	14.0
10. Demond Tucker, 2015	13.0
Christopher Lyle, 2009	13.0
Jordan Carstens, 2002	13.0
Jeremy Loyd, 2002	13.0
Darrin Trieb, 1986	13.0

⇨ ALL-PURPOSE YARDS

1. Troy Davis, 1995	2,466
2. Troy Davis, 1996	2,367
3. Blaise Bryant, 1989	1,718
4. Darren Davis, 1999	1,607
5. Dexter Green, 1977	1,483
6. Mike Strachan, 1972	1,482
7. Alexander Robinson, 2009	1,456
8. Ennis Haywood, 2000	1,448
9. J.J. Moses, 2000	1,445
10. Dexter Green, 1976	1,416

⇨ FIELD GOALS MADE

1. Jeff Shudak, 1987	20
2. Jeff Shudak, 1990	19
3. Grant Mahoney, 2008	17
Adam Benike, 2002	17
5. Cole Netten, 2016	16
6. Alex Giffords, 1982	15
Tom Goedjen, 1973	15
8. Cole Netten, 2015	14
Tom Goedjen, 1974	14
10. Grant Mahoney, 2009	13
Cole Netten, 2013	13

⇨ FIELD GOALS ATTEMPTED

1. Tom Goedjen, 1972	29
2. Jeff Shudak, 1990	27
3. Grant Mahoney, 2008	25
Jeff Shudak, 1987	25
Tom Goedjen, 1974	25
6. Tom Goedjen, 1973	24
7. Adam Benike, 2002	23
8. Reggie Shoemake, 1970	21
9. Grant Mahoney, 2009	20
Ty Stewart, 1994	20
Marc Bachrodt, 1984	20
Alex Giffords, 1982	20
Alex Giffords, 1981	20

⇨ FIELD GOAL PCT. (MIN. 10 ATT.)

1. Cole Netten, 2016	94.1
2. Bret Culbertson, 2004	80.0
Jeff Shudak, 1987	80.0
4. Cole Netten, 2014	78.6
5. Bret Culbertson, 2005	75.0
Alex Giffords, 1982	75.0
7. Adam Benike, 2002	73.9
8. Cole Netten, 2015	73.7
9. Ty Stewart, 1993	73.3
10. Bret Culbertson, 2006	72.7
Marc Bachrodt, 1983	72.7

⇨ EXTRA POINTS MADE

1. Adam Benike, 2002	46
2. Scott Kollman, 1976	42
3. Tony Yelk, 2001	38
4. Edwin Arceo, 2012	37
5. Cole Netten, 2016	35
Cole Netten, 2015	35
Cole Netten, 2014	35
8. Bret Culbertson, 2005	34
9. Cole Netten, 2013	33
Grant Mahoney, 2008	33
Jamie Kohl, 1996	33
Tom Goedjen, 1972	33

⇨ EXTRA POINTS ATTEMPTED

1. Adam Benike, 2002	48
2. Scott Kollman, 1976	46
3. Edwin Arceo, 2012	40
4. Tony Yelk, 2001	39
5. Cole Netten, 2016	37
6. Cole Netten, 2015	36
Tom Goedjen, 1972	36
8. Cole Netten, 2014	35
9. Cole Netten, 2013	34
Bret Culbertson, 2005	34
Jamie Kohl, 1996	34

⇨ EXTRA POINTS (NO MISSES)

1. Cole Netten, 2014	35
2. Bret Culbertson, 2005	34
3. Grant Mahoney, 2008	33
4. Ty Stewart, 1992	27
Jeff Shudak, 1990	27
6. Bret Culbertson, 2007	26
7. Tom Goedjen, 1973	25
8. Bret Culbertson, 2006	24
Alex Giffords, 1982	24
10. Adam Benike, 2003	19



Shawn Moorehead shares ISU's record for sacks in a season with 8.5 in 2006.

FRESHMAN RECORDS

⇨COMPLETIONS

1. Bret Meyer, 2004	149
2. Jared Barnett, 2011	110
Grant Rohach, 2013	110
4. Austin Flynn, 2003	99
5. Sam Richardson, 2012	46
6. Todd Bandhauer, 1995	42
7. Jerome Tiller, 2009	41
8. Bob Utter, 1990	39
9. Kevin Caldwell, 1991	32
10. Buddy Hardeman, 1973	31

⇨PASSING YARDS

1. Bret Meyer, 2004	1,926
2. Austin Flynn, 2003	1,238
3. Grant Rohach, 2013	1,208
4. Jared Barnett, 2011	1,201
5. Sam Richardson, 2012	541
6. Bob Utter, 1990	511
7. Todd Bandhauer, 1995	501
8. Buddy Hardeman, 1973	420
9. Kevin Caldwell, 1991	416

⇨PASSING TOUCHDOWNS

1. Bret Meyer, 2004	10
2. Sam Richardson, 2012	8
Grant Rohach, 2013	8
4. Jared Barnett, 2011	6
5. Austin Flynn, 2003	5
Todd Bandhauer, 1995	5
7. Buddy Hardeman, 1973	4
8. Bob Utter, 1990	2
Todd Doxzon, 1993	2

⇨RUSHING YARDS

1. Mike Warren, 2015	1,339
2. David Montgomery, 2016	563
3. Stevie Hicks, 2003	471
4. Buddy Hardeman, 1973	468
5. Alexander Robinson, 2007	465
6. Austin Flynn, 2003	396
Michael Wagner, 2000	396
8. Bret Meyer, 2004	331
9. Marques Rodgers, 1985	323
10. Dan Goodwin, 1979	316
Mike Tyson, 1973	316

⇨RUSHING TOUCHDOWNS

1. Joshua Thomas, 2015	7
2. Alexander Robinson, 2007	6
3. Mike Warren, 2015	5
Michael Wagner, 2000	5
5. Rodney Guggenheim, 1993	4
6. Buddy Hardeman, 1973	3
Jim Knott, 1991	3
8. David Montgomery, 2016	2
10 other players tied with	2

⇨RECEPTIONS

1. Darius Darks, 2008	49
2. Allen Lazard, 2014	45
3. Todd Blythe, 2004	39
4. Deshaunte Jones, 2016	37
5. Jarvis West, 2011	25
6. Alexander Robinson, 2007	23
7. Geoff Turner, 1994	21

8. Quenton Bundrage, 2012	20
Josh Lenz, 2009	20
R.J. Sumrall, 2005	20
Robbie Minor, 1983	20

⇨RECEIVING YARDS

1. Todd Blythe, 2004	833
2. Allen Lazard, 2014	593
3. Deshaunte Jones, 2016	536
4. Darius Darks, 2008	477
5. Robbie Minor, 1983	322
6. R.J. Sumrall, 2005	311
7. Andy Stensrud, 1997	277
8. Geoff Turner, 1994	236
9. Quenton Bundrage, 2012	232
10. Jim Knuth, 1979	212

⇨RECEIVING TOUCHDOWNS

1. Todd Blythe, 2004	9
2. Deshaunte Jones, 2016	6
3. Allen Lazard, 2014	3
3. Andy Stensrud, 1997	3
Sedrick Johnson, 2008	3
6. Quenton Bundrage, 2012	2
Lane Danielson, 2000	2

⇨TACKLES

1. Chris Boskey, 1978	131
2. David Brcka, 1996	127
3. Jason Berryman, 2003	110
4. Brian Peavy, 2015	82
5. Darrin Trieb, 1986	80
6. Kamari Cotton-Moya, 2014	77
7. Nick Leaders, 2002	75
8. James Reed, 1997	71
9. Michael Cooper, 1994	70
James Elmore, 1996	70

⇨SACKS

1. James Reed, 1997	6.0
2. Nick Leaders, 2002	5.0
3. JaQuan Bailey, 2016	3.5
4. Jason Berryman, 2003	3.0
Darrin Trieb, 1986	3.0
Rashawn Parker, 2006	3.0
7. Kevin DeRonde, 1998	2.5
8. Willie Harvey, 2015	2.0
James Elmore, 1996	2.0
Brent Curvey, 2003	2.0
Robert Dabney, 1986	2.0
Chris Whitaker, 1999	2.0

⇨INTERCEPTIONS

1. Marc Timmons, 2000	3
Jeff Stallworth, 1979	3
3. Brian Peavy, 2015	2
Dustin Avey, 1997	2
Dawan Anderson, 1995	2
Leonard Johnson, 2008	2
Andrew Buggs, 1989	2

⇨FIELD GOALS

1. Jeff Shudak, 1987	20
2. Grant Mahoney, 2008	17
3. Cole Netten, 2013	13
4. Jamie Kohl, 1995	10
5. Alex Giffords, 1979	9
6. Tony Yelk, 2001	8
Bret Culbertson, 2004	8

⇨YARDS PER PUNT

1. Kirby Van Der Kamp, 2010	45.2
2. Kelly Goodburn, 1980	45.0
3. Tony Yelk, 2001	43.8
4. Marc Harris, 1993	42.9
5. Carl Gomez, 1997	41.6
6. Mike Brandtner, 2006	41.2
7. Troy Blankenship, 2002	40.8
8. Rich Miller, 1978	39.5
9. Colin Downing, 2014	39.4
10. Holden Kramer, 2014	29.9



Mike Warren rushed for an ISU-rookie-record 1,339 yards in 2015.

SEASON-BY-SEASON LEADERS

⇒RUSHING

Year	Player, Position	Att.	Yds.	#	Avg.	TD
1943	Meredith Warner, RB	74	401		5.4	2
1944	Meredith Warner, RB	42	260		6.2	3
1945	(Stats not available)					
1946	Dick Howard, RB	69	335		4.9	2
1947	Webb Halbert, RB	109	464		4.3	3
1948	Bill Chauncey, FB	90	428		4.8	3
1949	Bill Chauncey, FB	134	544		4.1	5
1950	Maury Schnell, FB	131	490		3.7	1
1951	Frank Congiardo, FB	99	315		3.2	2
1952	Dick Cherpinsky, RB	62	278		4.5	3
1953	Max Burkett, RB	109	342		3.1	1
1954	Max Burkett, RB	97	528		5.4	4
1955	Donn Lorenzen, RB	32	179		5.6	1
1956	Bob Harden, RB	70	244		3.5	4
1957	Dwight Nichols, TB	211	668		3.2	4
1958	Dwight Nichols, TB	220	*815	(3)	3.7	3
1959	Tom Watkins, FB	161	*843	(2)	5.2	8
	Dwight Nichols, TB		749	(3)		
1960	Dave Hoppmann, TB	161	*844	(5)	5.2	5
	Tom Watkins, FB		688	(12)		
1961	Dave Hoppmann, TB	229	*920	(4)	4.0	5
1962	Dave Hoppmann, TB-QB	198	798	(10)	4.0	11
1963	Tom Vaughn, FB	190	795	(11)	4.2	9
1964	Tom Vaughn, FB	129	497		3.9	4
1965	Les Webster, RB	137	498		3.6	5
1966	Les Webster, RB	149	572		3.8	6
1967	Ben King, RB	110	388		3.5	1
1968	Ben King, RB	124	437		3.5	2
1969	Jock Johnson, FB	98	427		4.4	2
1970	George Amundson, QB	111	440		4.0	7
1971	George Amundson, RB	272	1260	(14)	4.6	15
1972	Mike Strachan, RB	268	*1260	(10)	4.7	8
1973	Mike Strachan, RB	272	1103		4.1	3
1974	Mike Strachan, RB	189	647		3.4	1
1975	Jim Wingender, RB	195	1070		5.5	3
1976	Dexter Green, RB	208	1074		5.2	8
1977	Dexter Green, RB	271	1240		4.6	15
1978	Dexter Green, RB	230	991		4.3	9
1979	Jack Seabrooke, RB	105	441		4.2	2
1980	Dwayne Crutchfield, RB	284	*1312	(10)	4.6	11
1981	Dwayne Crutchfield, RB	307	*1189		3.9	17
1982	Tommy Davis, RB	193	832		4.3	3
1983	Jason Jacobs, RB	99	490		4.9	3
1984	Richard Hanson, RB	155	507		3.3	2
1985	Andrew Jackson, RB	113	415		3.7	2
1986	Andrew Jackson, RB	143	455		3.2	1
1987	Joe Henderson, RB	262	1232	(8)	4.7	5
1988	Joe Henderson, RB	242	1040		4.3	9
1989	Blaise Bryant, RB	299	*1516	(5)	5.1	19
1990	Blaise Bryant, RB	187	753		4.0	12
1991	Sundiata Patterson, FB	100	467		4.7	5
1992	Chris Ulrich, FB	103	474		4.6	3
1993	Calvin Branch, HB	84	478		5.7	2
1994	Todd Doxzon, QB	148	375		2.5	4
1995	Troy Davis, TB	345	*2010	(1)	5.8	15
1996	Troy Davis, TB	402	*2185	(1)	5.4	21
1997	Darren Davis, TB	212	1005		4.7	5
1998	Darren Davis, TB	294	1166		4.0	7
1999	Darren Davis, TB	287	*1388	(18)	4.8	14
2000	Ennis Haywood, TB	229	*1237	(10)	5.4	8
2001	Ennis Haywood, TB	258	1169	(24)	4.5	14
2002	Hiawatha Rutland, TB	160	614		3.8	6
2003	Stevie Hicks, TB	123	471		3.8	0
2004	Stevie Hicks, TB	270	1062	(42)	3.9	5

2005	Stevie Hicks, TB	149	545		3.7	4
2006	Stevie Hicks, TB	107	523		4.9	2
2007	Alexander Robinson, TB	118	465		3.9	6
2008	Alexander Robinson, TB	153	703		4.6	6
2009	Alexander Robinson, TB	232	1195	(25)	5.2	6
2010	Alexander Robinson, TB	202	946	(54)	4.7	9
2011	James White, TB	159	743		4.7	8
2012	James White, TB	99	505		5.1	2
2013	Aaron Wimberly, TB	141	567		4.0	2
2014	Aaron Wimberly, TB	147	642		4.4	7
2015	Mike Warren, TB	227	1339	(24)	5.9	5
2016	David Montgomery, TB	109	563		5.2	2

#(National ranking)

*Led conference

⇒PASSING

Year	Player	A-C-I	Pct.	Yds	#	TD
1943	Howard Tippee	122-56-13	.459	*637	(5)	0
1944	Joe Noble	30-13-0	.433	162		3
1945	(Stats not available)					
1946	Ron Norman	82-33-9	.402	356		2
1947	Ron Norman	110-35-8	.318	504		5
1948	Don Ferguson	71-32-11	.451	367		0
1949	Bill Weeks	176-79-10	.449	*1247	(14)	7
1950	Bill Weeks	220-116-16	.527	*1552	(3)	9
1951	Rich Mann	212-104-17	.491	*1296	(12)	15
1952	Rich Mann	72-36-9	.500	389		3
1953	Bill Plantan	100-57-9	.570	*723		4
1954	John Breckenridge	76-35-7	.461	236		2
1955	John Breckenridge	89-36-9	.404	354		4
1956	Phil Hill	38-14-1	.368	205		3
1957	Dwight Nichols	99-50-7	.505	*751		7
1958	Dwight Nichols	55-26-1	.473	357		0
1959	Dwight Nichols	80-43-5	.538	609		8
1960	Dave Hoppmann	40-17-6	.425	214		3
1961	Dave Hoppmann	91-41-11	.451	718		7
1962	Dave Hoppmann	89-40-6	.449	679		6
1963	Ken Bunte	70-26-6	.371	347		2
1964	Tim Van Galder	105-35-6	.333	354		0
1965	Tim Van Galder	228-100-14	.439	*1418		6
1966	Tim Van Galder	245-124-16	.506	*1645		6
1967	John Warder	196-80-14	.408	949		3
1968	John Warder	201-89-9	.443	1184		7
1969	Obert Tisdale	189-79-10	.418	896		5
1970	Dean Carlson	220-105-16	.477	1391		11
1971	Dean Carlson	253-123-17	.486	1634		12
1972	George Amundson	313-145-20	.463	1957		15
1973	Wayne Stanley	116-49-9	.422	723		8
1974	Wayne Stanley	121-58-12	.479	842		6
1975	Tom Mason	128-42-13	.328	725		4
1976	Wayne Stanley	146-70-6	.479	1084		11
1977	Terry Rubley	130-73-6	.562	904		4
1978	Walter Grant	125-57-4	.456	877		5
1979	Terry Rubley	132-71-9	.538	716		1
1980	John Quinn	153-69-6	.451	835		4
1981	John Quinn	251-140-14	.558	*1576		3
1982	David Archer	244-125-13	.512	1465		5
1983	David Archer	403-234-12	.581	2639		18
1984	Alex Espinoza	262-143-8	.546	1580		10
1985	Alex Espinoza	330-159-13	.482	1704		8
1986	Alex Espinoza	299-153-10	.512	*2023		15
1987	Brett Sadek	229-117-6	.511	1443		7
1988	Bret Oberg	179-99-15	.553	1360		6
1989	Bret Oberg	245-152-9	.620	*2242		9
1990	Chris Pedersen	206-114-7	.553	1601		6
1991	Chris Pedersen	90-46-3	.511	598		2



SEASON-BY-SEASON LEADERS

1992	Bob Utter	86-50-5	.581	712	2
1993	Bob Utter	105-60-9	.571	893	6
1994	Todd Doxzon	90-51-3	.567	745	3
1995	Todd Doxzon	100-58-4	.580	730	4
1996	Todd Doxzon	231-124-9	.537	1498	12
1997	Todd Bandhauer	374-180-9	.481	*2514	20
1998	Todd Bandhauer	355-179-20	.504	2206	14
1999	Sage Rosenfels	235-127-11	.540	1781	10
2000	Sage Rosenfels	333-172-12	.517	2298	8
2001	Seneca Wallace	269-167-9	.621	2044	11
2002	Seneca Wallace	443-244-18	.551	3245	15
2003	Austin Flynn	212-99-10	.467	1238	5
2004	Bret Meyer	290-149-6	.514	1926	10
2005	Bret Meyer	368-227-10	.617	2876	19
2006	Bret Meyer	374-211-12	.564	2546	12
2007	Bret Meyer	382-233-13	.610	2151	9
2008	Austen Arnaud	401-247-10	.616	2792	(23) 15
2009	Austen Arnaud	303-178-13	.587	2015	(81) 14
2010	Austen Arnaud	290-171-10	.590	1703	13
2011	Steele Jantz	259-138-11	.533	1519	10
2012	Steele Jantz	269-167-12	.621	1603	13
2013	Sam Richardson	220-121-7	.550	1397	11
2014	Sam Richardson	451-254-9	.563	2669	(52) 18
2015	Sam Richardson	213-128-8	.601	1443	8
2016	Jacob Park	226-133-5	.588	1791	12

#: (National ranking)

*Led conference

⇨RECEIVING

Year	Player, Position	Rec.	Yds.	#	Avg.	TD
1943	Hal Crisler, E	8	139	17.4	2	
1944	Dick Howard, RB	7	108	15.4	2	
1945	(Stats not available)					
1946	Dean Laun, E	23	*322	(8)	14.0	0
1947	Dean Laun, E	11	246	22.4	2	
1948	Dean Laun, E	17	225	13.2	1	
1949	Jim Doran, E	34	*688	(14)	20.2	4
1950	Jim Doran, E	42	*651	(3)	15.5	6
	Sonny Wilhelmi, E	38	443	(7)	11.7	2
1951	Mal Schmidt, E	33	*547		16.6	5
1952	Bob Rohwedder, E	11	167	15.2	1	
1953	Gary Lutz, RB	15	249	16.6	3	
1954	Mel Wostoupal, E	12	151	12.6	0	
1955	Harold Potts, E	14	173	12.4	3	
1956	John Scheldrup, E	6	140	23.3	0	
1957	Brian Dennis, E	15	252	16.8	3	
1958	Gale Gibson, E	9	148	16.4	0	
1959	Don Webb, E	24	*309		12.9	2
1960	Don Webb, E	13	203	15.6	2	
1961	Dick Limerick, WB	21	*402		*19.1	4
1962	Dick Limerick, WB	17	296	17.4	4	
1963	Dick Limerick, WB	24	*339		14.1	4
1964	Tony Baker, FB	6	76	12.7	0	
1965	Eppie Barney, E	35	*495		14.1	1
1966	Eppie Barney, E	56	*782		14.0	3
1967	Tom Busch, WB	33	429	13.0	2	
1968	Otto Stowe, E	34	421	12.4	1	
1969	Otto Stowe, E	39	508	13.0	3	
1970	Otto Stowe, E	59	*822	(13)	13.9	6
1971	Keith Krepfle, TE	34	492	14.5	6	
1972	Willie Jones, FL	34	606	17.8	5	
1973	Keith Krepfle, TE	30	436	14.5	5	
1974	Luther Blue, SE	26	450	17.3	4	
1975	Forry Smith, SE	31	493	15.9	2	
1976	Luther Blue, SE	33	644	19.5	5	
1977	Dexter Green, RB	20	168	8.4	0	

1978	Stan Hixon, SE	23	446	19.4	2	
1979	Mickey Leafblad, E	18	168	9.3	0	
1980	Jerry Lorenzen, WR	15	203	13.5	0	
1981	Michael Wade, RB	27	343	12.7	0	
1982	Frankie Leaks, FL	25	427	17.1	2	
2018	Tracy Henderson, WR	81	*1051	(3)	13.0	8
1984	Tracy Henderson, WR	64	*941	(5)	14.7	6
1985	Hughes Suffren, WR	31	433	14.0	4	
1986	Robbie Minor, WR	35	592	16.9	4	
1987	Dennis Ross, WR	53	673	12.7	4	
1988	Dennis Ross, WR	39	506	13.0	3	
1989	Steve Lester, WR	46	612	13.3	3	
1990	Chris Spencer, WR	31	485	15.6	0	
1991	Chris Spencer, WR	25	356	14.2	1	
1992	Chris Spencer, WR	26	437	16.8	2	
1993	Calvin Branch, HB	16	350	21.9	4	
1994	Calvin Branch, HB	19	370	19.5	4	
1995	Ed Williams, WR	46	639	13.9	7	
1996	Ed Williams, WR	34	491	14.4	3	
1997	Ty Watley, WR	50	*827	(44)	16.5	8
1998	Damien Groce, WR	47	640	13.6	7	
1999	Chris Anthony, WR	37	432	11.7	1	
2000	J.J. Moses, WR	53	775	14.6	4	
2001	Lane Danielsen, WR	49	694	14.2	4	
2002	Lane Danielsen, WR	63	1073	17.0	3	
2003	Lane Danielsen, WR	46	772	16.8	5	
2004	Todd Blythe, WR	39	833	(12)	*21.4	9
2005	Todd Blythe, WR	51	1000	(33)	19.6	9
2006	Jon Davis, WR	36	508	14.1	2	
2007	Todd Blythe, WR	52	779	15.0	5	
2008	R.J. Sumrall, WR	57	750	13.2	7	
2009	Marquis Hamilton, WR	50	606	12.1	4	
2010	Collin Franklin, TE	54	530	9.8	3	
2011	Darius Reynolds, WR	43	695	16.2	7	
2012	Josh Lenz, WR	31	459	14.8	6	
2013	Quenton Bundrage, WR	48	676	14.1	9	
2014	D'Vario Montgomery, WR	44	605	13.8	2	
2015	Allen Lazard, WR	56	808	14.4	6	
2016	Allen Lazard, WR	69	1018	(29)	14.8	7

#: (National ranking)

*Led conference

⇨SCORING

Year	Player, Position	TD	PAT	FG	TP	#
1943	Meredith Warner, RB	3	13-19	0-0	0	31
1944	Meredith Warner, RB	3	14-21	0-0	0	32
1945	(Stats not available)					
1946	Dick Howard, RB	4	0-0	0-0	0	24
1947	Harle Rollinger, T	0	12-15	3-3	0	21
1948	Bob Chaney, RB	3	0-0	0-0	0	18
1949	Bill Chauncey, FB	5	0-0	0-0	0	30
1950	Jim Doran, E	6	0-0	0-0	0	36
	Bill Weeks, QB	6	0-0	0-0	0	36
1951	Stan Cozzi, RB	6	0-0	0-0	0	36
1952	Stan Cozzi, RB	4	0-0	0-0	0	24
1953	Bill Plantan, QB	5	11-17	0-0	0	41
1954	Max Burkett, FB	5	0-0	0-0	0	30
1955	Harold Potts, E	3	0-0	0-0	0	18
1956	Bob Harden, RB	4	0-0	0-0	0	24
1957	Dwight Nichols, TB	4	0-0	0-0	0	24
	Terry Ingram, FB	4	0-0	0-0	0	24
1958	Bob Harden, RB	7	0-0	0-0	0	42
1959	Dwight Nichols, TB	9	0-0	0-0	0	54
	Tom Watkins, FB	9	0-0	0-0	0	54
1960	Tom Watkins, FB	10	0-0	0-0	0	60
1961	Dave Hoppmann, RB	5	0-0	0-0	0	30



SEASON-BY-SEASON LEADERS

1962	Dave Hoppmann, TB	11	0-0	0-0	66	(14)	1947	Don Ferguson, S	3	16	0
1963	Dick Limerick, WB	5	14-15	5-11	*59		1948	Bill Myers, LB	4	5	0
1964	Tom Vaughn, FB	4	1-1	0-0	25		1949	Jerry McGlynn, HB	4	96	0
1965	Steve Balkovec, K	0	22-24	4-8	34		1950	Mark Rothacker, HB	3	61	0
1966	Tom Busch, WB	3	16-17	6-10	52		1951	George Hess, QB	5	28	0
1967	Vern Skripsky, K	0	11-11	3-7	20		1952	Bob Mellgren, QB	8	27	0
1968	Jeff Allen, WB	5	0-0	0-0	30		1953	Max Burkett, RB	1	26	0
1969	Vern Skripsky, K	0	17-19	5-11	32		1954	Bruce Alexander, HB	1	29	0
1970	Reggie Shoemaker, K	0	24-27	12-21	60			Donn Lorenzen, RB	1	28	0
1971	George Amundson, TB	15	0-0	0-0	90		1955	Jack Hansen, LH	2	36	0
1972	Tom Goedjen, K	0	33-36	10-29	63			Mike Reeves, QB	2	5	0
1973	Tom Goedjen, K	0	25-25	15-24	70		1956	Bob Harden, RB	3	97	0
1974	Tom Goedjen, K	0	18-18	14-25	60		1957	Dwight Nichols, S	2	5	0
1975	Mike Williams, RB	6	0-0	0-0	36		1958	Charles Lamson, TB	3	22	0
1976	Scott Kollman, K	0	42-46	11-17	75			Pete Goeser, TB	3	19	0
1977	Dexter Green, RB	15	0-0	0-0	*90	(12)	1959	Dwight Nichols, S	4	70	0
1978	Dexter Green, RB	11	0-0	0-0	66			Tom Watkins, HB	4	25	0
1979	Alex Giffords, K	0	14-16	9-13	41			Mickey Fitzgerald, HB	4	19	0
1980	Dwayne Crutchfield, TB	11	0-0	0-0	66		1960	Mickey Fitzgerald, HB	2	26	0
1981	Dwayne Crutchfield, TB	17	+1	0-0	*104	(5)	1961	John Cooper, TB	4	23	0
1982	Alex Giffords, K	0	24-24	15-20	69		1962	Jim Clapper, LB	3	17	0
1983	Tracy Henderson, WR	8	+2	0-0	52		1963	Dave Hoover, TB	4	39	0
1984	Marc Bachrodt, K	0	16-16	7-20	37		1964	Eppie Barney, HB	2	49	0
1985	Rick Frank, K	0	14-15	11-16	47			Mike Cox, LB	2	10	0
1986	Rick Frank, K	0	30-32	11-17	63			Tom Vaughn, S	2	0	0
1987	Jeff Shudak, K	0	17-17	20-25	77		1965	Larry Carwell, HB	2	15	0
1988	Joe Henderson, RB	10	+1	0-0	62			Cal Lewis, S	2	0	0
1989	Blaise Bryant, RB	19	+3	0-0	*120	(14)	1966	Larry Carwell, HB	4	123	0
1990	Jeff Shudak, K	0	27-27	19-27	84			Jeff Simonds, HB	4	116	1
1991	Ty Stewart, K	0	15-16	12-17	51		1967	Jeff Simonds, S	4	23	0
1992	Ty Stewart, K	0	27-27	10-16	57		1968	Tom Hilden, RB	4	0	0
1993	Ty Stewart, K	0	20-22	11-15	53		1969	Larry Holton, HB	5	64	0
1994	Ty Stewart, K	0	15-18	11-20	48			Tony Washington, S	5	63	0
1995	Troy Davis, TB	16	0-0	0-0	*96	(12)	1970	Tony Washington, S	6	25	0
1996	Troy Davis, TB	21	0-0	0-0	*126	(2)	1971	John Schweizer, HB	6	28	0
1997	Jamie Kohl, K	0	23-24	9-14	50		1972	John Schweizer, HB	5	52	1
1998	Darren Davis, TB	9	0-0	0-0	54		1973	Barry Hill, S	8*	99	(2) 0
1999	Darren Davis, TB	16	0-0	0-0	*96	(15)	1974	Barry Hill, S	9*	90	(2) 0
2000	Sage Rosenfels, QB	10	0-0	0-0	60		1975	Tony Hawkins, HB	2	17	0
2001	Ennis Haywood, TB	14	0-0	0-0	84			Jerry Jaksich, HB	2	17	0
2002	Adam Benike, K	0	46-48	17-23	97		1976	Jerry Jaksich, HB	3	51	0
2003	Adam Benike, K	0	19-19	6-8	37			Mike Clemons, HB	3	45	0
2004	Todd Blythe, WR	9	0-0	0-0	54			Tom Bosque, LB	3	40	0
2005	Ryan Kock, FB	13	0-0	0-0	78			Kevin Hart, HB	3	6	0
2006	Todd Blythe, WR	8	0-0	0-0	48		1977	Kevin Hart, HB	3	19	0
	Bret Culbertson, K	0	24-24	8-11	48		1978	Mike Schwartz, S	2	0	0
2007	Bret Culbertson, K	0	26-26	10-18	56			Larry Crawford, HB	2	0	0
2008	Grant Mahoney, K	0	33-33	17-25	84		1979	Mike Schwartz, FS	4	12	0
2009	Grant Mahoney, K	0	26-30	13-20	65		1980	Larry Crawford, CB	4	53	0
2010	Alexander Robinson, TB	10	0-0	0-0	60		1981	Joe Brown, CB	4	31	0
2011	Zach Guyer, K	0	29-31	11-16	62		1982	Ronnie Osborne, FS	4	35	0
2012	Edwin Arceo, K	0	37-40	12-18	73		1983	George Walker, FS	4	22	0
2013	Cole Netten, K	0	33-34	13-18	72		1984	Dennis Gibson, LB	3	32	0
2014	Cole Netten, K	0	35-35	11-14	68		1985	Terrence Anthony, CB	3	38	1
2015	Cole Netten, K	0	35-36	14-19	77		1986	Terrence Anthony, CB	2	35	0
2016	Cole Netten, K	0	35-37	16-17	83		1987	Anthony Hoskins, LB	2	30	1
	*Led conference							Lopez Williams, CB	2	8	0
	(National ranking)							Chris Moore, LB	2	3	0
	+Denotes 2-point conversion						1988	Marcus Robertson, CB	3	30	0
	⇒ INTERCEPTIONS						1989	Tim Baker, SS	3	13	0
Year	Player, Position	Int.	Yds.	#	TD		1990	Shawn Walker, CB	1	25	0
1943	Howard Tippee, B	3	9	0	0			Mark DouBrava, FS	1	17	0
1944	Meredith Warner, RB	3	50	0	0			Marcus Robertson, CB	1	-4	0
1945	(Stats not available)						1991	Andrew Buggs, CB	4	3	0
1946	Bill Chauncey, FB	2	6	0	0		1992	Matt Goodwin, SS	3	86	0
							1993	Kevin Lazard, DB	2	4	0



SEASON-BY-SEASON LEADERS

1994	Russell Johnson, CB	2	0	0
1995	Matt Straight, SS	3	34	0
1996	Dawan Anderson, CB	3	84	2
	Mike Lincavage, FS	3	18	0
1997	Dustin Avey, DB	2	94	1
1998	Dawan Anderson, CB	2	0	0
1999	Dustin Avey, DB	2	4	0
2000	Marc Timmons, DB	3	93	1
2001	Adam Runk, DB	4	34	0
2002	Ellis Hobbs, DB	2	0	0
2003	Marc Timmons, DB	2	6	0
	Joe Woodley, LB	2	23	0
2004	Ellis Hobbs, DB	5	117	(16) 1
2005	DeAndre Jackson, CB	5	18	(16) 0
	LaMarcus Hicks, CB	5	44	(16) 1
2006	Chris Singleton, DB	2	5	0
2007	Chris Singleton, DB	4	37	1
2008	Michael Bibbs, LB	2	53	0
	Fred Garrin, LB	2	3	0
	Leonard Johnson, DB	2	3	0
2009	David Sims, DB	5	79	(31) 0
2010	Jake Knott, LB	4	26	(40) 0
2011	Ter'Ran Benton, SS	3	38	0
2012	Durrell Givens, SS	3	50	0
	Jacques Washington, FS	3	26	0
2013	Jeremiah George, LB	2	11	0
	Jacques Washington, FS	2	4	0
2014	Sam E. Richardson, CB	4	22	0
2015	Brian Peavy, CB	2	-1	0
2016	Kamari Cotton-Moya, S	2	48	1

*Led Conference
(National ranking)

⇒TACKLES

Year	Player, Position	Total	U-A	#	TFL
1967	Willie Muldrew, DL	107	49-58	-	
1968	Steve Powers, LB	109	50-59	-	
1969	Mark Withrow, LB	103	40-63	-	
1970	Keith Schroeder, LB	161	69-92	-	
1971	Keith Schroeder, LB	155	82-73	-	
1972	Ted Jornov, DL	144	79-65	-	
1973	Ted Jornov, DL	148	69-79	-	
1974	Brad Storm, LB	159	83-76	-	
1975	Mark Benda, LB	144	68-76	-	
1976	Tom Boskey, LB	107	68-39	6-13	
1977	Tom Randall, DL	119	43-76	11-48	
1978	Chris Boskey, DL	131	50-81	6-25	
1979	Mike Leaders, LB	123	64-59	15-62	
1980	Mark Carlson, LB	118	59-59	5-18	
1981	Chris Washington, LB	168	110-58	5-13	
1982	Chris Washington, LB	147	98-49	3-8	
1983	Chris Washington, LB	134	68-66	3-9	
1984	Jeff Braswell, LB	142	93-49	16-52	
1985	Dennis Gibson, LB	96	56-40	7-29	
1986	Chris Moore, LB	145	89-56	7-31	
1987	Jeff Dole, DB	98	58-40	5-9	
	Chris Moore, LB	98	42-56	1-1	
1988	Jeff Dole, DB	135	68-67	3-23	
1989	Tim Baker, DB	105	52-53	1-1	
1990	Mark DouBrava, DB	122	59-63	2-11	
1991	Dan Milner, LB	120	72-48	5-10	
1992	Malcolm Goodwin, LB	162	98-64	16-44	
1993	Jeff Cole, LB	123	80-43	5-19	
1994	Tim Sanders, LB	126	51-75	4-7	
1995	Matt Straight, DB	117	74-43	4-8	
1996	Jeff Waters, DB	107	71-36	1	

1997	Michael Cooper, LB	111	71-40	2-7
1998	Jeff Waters, DB	93	57-36	0-0
1999	Jeff Waters, DB	107	71-36	1-9
2000	Reggie Hayward, DL	90	55-35	10-53
2001	Matt Word, LB	108	77-31	10.5-49
2002	Matt Word, LB	139	90-49	8-22
2003	JaMaine Billups, DB	116	86-30	5-15
2004	Steve Paris, DB	83	57-26	4-8
2005	Tim Dobbins, LB	103	48-55 (45)	7.5-22
	Matt Robertson, LB	103	47-56 (45)	2-10
2006	Alvin Bowen	*155	92-63 (2)	5-10
2007	Alvin Bowen	99	67-32	12.5-51
2008	James Smith, DB	85	58-27	1-1
2009	Jesse Smith, LB	*135	71-64 (11)	5-8
2010	Jake Knott, LB	130	69-61 (17)	6-15
2011	A.J. Klein, LB	116	66-50 (32)	7.5-18
2012	A.J. Klein, LB	117	59-58 (38)	3.5-7
2013	Jeremiah George, LB	*133	83-50 (4)	12-42
2014	Kamari Cotton-Moya, DB	77	55-22	2-4
2015	Brian Peavy, DB	82	54-28	3.5-10
2016	Willie Harvey, LB	78	38-40	7.5-24
	Kane Seeley, LB	78	42-36	7-17

*Led conference
#(National ranking)



CAREER RECORDS

⇨ TOUCHDOWNS

1. Troy Davis (1994-96)	38
Dexter Green (1975-78)	38
3. Blaise Bryant (1989-90)	32
4. Alexander Robinson (2007-10)	31
Todd Blythe (2004-07)	31
Darren Davis (1996-99)	31
George Amundson (1970-72)	31
8. Dwayne Crutchfield (1980-81)	28
9. Ennis Haywood (1998-2001)	27
10. Dave Hoppmann (1960-62)	21

⇨ RUSHING YARDS

1. Troy Davis (1994-96)	4,382
2. Darren Davis (1996-99)	3,763
3. Dexter Green (1975-78)	3,437
4. Alexander Robinson (2007-10)	3,309
5. Mike Strachan (1972-74)	3,010
6. Ennis Haywood (1998-2001)	2,862
7. Joe Henderson (1985-88)	2,717
8. Stevie Hicks (2003-2006)	2,601
9. Dave Hoppmann (1960-62)	2,562
10. Dwayne Crutchfield (1980-81)	2,501

⇨ YARDS PER CARRY (MIN. 200 ATT.)

1. Troy Davis (1994-96)	5.60
2. Buddy Hardeman (1972-76)	5.35
3. Jim Wingender (1972-75)	5.28
4. Mike Warren (2015-)	5.26
5. Ennis Haywood (1998-2001)	5.00
6. Mike Williams (1974-76)	4.74

⇨ RUSHING TOUCHDOWNS

1. Troy Davis (1994-96)	36
2. Dexter Green (1975-78)	34
3. George Amundson (1970-72)	31
Blaise Bryant (1989-90)	31
5. Dwayne Crutchfield (1980-81)	28
6. Alexander Robinson (2007-10)	27
Ennis Haywood (1998-2001)	27
8. Darren Davis (1996-99)	26
9. Dave Hoppmann (1960-62)	21
10. Ryan Kock (2003-06)	20

⇨ 100-YARD RUSHING GAMES

1. Troy Davis, 1994-96	21
2. Dexter Green, 1976-78	19
3. Darren Davis, 1996-99	15
4. Alexander Robinson, 2007-10	13
Ennis Haywood, 1998-2001	13
Dwayne Crutchfield, 1980-81	13
7. Stevie Hicks, 2003-06	10
Blaise Bryant, 1989-90	10
Joe Henderson, 1985-88	10
Mike Strachan, 1972-74	10
Dave Hoppmann, 1960-62	10

⇨ 200-YARD RUSHING GAMES

1. Troy Davis, 1994-96	9
2. Darren Davis, 1996-99	6
3. Ennis Haywood, 1998-2001	3
4. Blaise Bryant, 1989-90	2
Dave Hoppmann, 1960-62	2
6. Five tied with	1

⇨ PASSING YARDS

1. Bret Meyer (2004-07)	9,499
2. Austen Arnaud (2007-10)	6,777
3. Sam Richardson (2012-15)	6,050
4. Alex Espinoza (1984-86)	5,307
5. Seneca Wallace (2001-02)	5,289
6. Todd Bandhauer (1995-98)	5,234
7. Sage Rosenfels (1997-2000)	4,164
8. David Archer (1982-83)	4,104
9. Bret Oberg (1988-89)	3,602
10. Tim Van Galder (1964-66)	3,417

⇨ COMPLETIONS

1. Bret Meyer (2004-07)	820
2. Austen Arnaud (2007-10)	616
3. Sam Richardson (2012-15)	549
4. Alex Espinoza (1984-86)	455
5. Seneca Wallace (2001-02)	411
6. Todd Bandhauer (1995-98)	404
7. David Archer (1982-83)	359
8. Sage Rosenfels (1997-2000)	306
9. Bret Jantz (2011-12)	305
10. Tim Van Galder (1964-66)	259

⇨ PASS ATTEMPTS

1. Bret Meyer (2004-07)	1,414
2. Austen Arnaud (2007-10)	1,031
3. Sam Richardson (2012-15)	963
4. Alex Espinoza (1984-86)	891
5. Todd Bandhauer (1995-98)	826
6. Seneca Wallace (2001-02)	712
7. David Archer (1982-83)	647
8. Sage Rosenfels (1997-2000)	587
9. Tim Van Galder (1964-66)	578
10. Steele Jantz (2011-12)	528

⇨ COMPLETION PCT. (MIN. 200 ATT.)

1. Austen Arnaud (2007-10)	.597
2. Bret Oberg (1988-89)	.592
3. Jacob Park (2016-)	.588
4. Bob Utter (1990-93)	.583
5. Bret Meyer (2004-07)	.580

6. Steele Jantz (2011-12)	.578
7. Seneca Wallace (2001-02)	.577
8. Sam Richardson (2012-15)	.570
9. Joel Lanning (2014-)	.569
10. Grant Rohach (2013-14)	.559

⇨ PASSER RATING (MIN. 200 ATT.)

1. Jacob Park (2016-)	138.52
2. Bret Oberg (1988-89)	130.91
3. Joel Lanning (2014-)	129.23
4. Bob Utter (1990-93)	126.28
5. Seneca Wallace (2001-02)	124.59
6. Todd Doxzon (1993-96)	122.93
7. Dwight Nichols (1957-59)	122.53
8. Austen Arnaud (2007-10)	121.81
9. Bret Meyer (2004-07)	120.29
10. Sam Richardson (2012-15)	120.01

⇨ TOUCHDOWN PASSES

1. Bret Meyer (2004-07)	50
2. Sam Richardson (2012-15)	45
3. Austen Arnaud (2007-10)	42
4. Todd Bandhauer (1995-98)	40
5. Alex Espinoza (1984-86)	33
6. Seneca Wallace (2001-02)	26
7. Wayne Stanley (1972-76)	25
8. Steele Jantz (2011-12)	23
David Archer (1982-83)	23
Dean Carlson (1970-71)	23

⇨ 300-YARD PASSING GAMES

1. Bret Meyer (2004-07)	5
2. Seneca Wallace (2001-02)	4
3. Sam Richardson (2012-15)	3
Austen Arnaud (2007-10)	3
Sage Rosenfels (1997-2000)	3
6. Jacob Park (2016-)	2
Grant Rohach (2013-15)	2
Todd Bandhauer (1995-98)	2
David Archer (1982-83)	2
10. Four tied with	1



All-American Dexter Green shares ISU's school record for career touchdowns with 38 from 1975-78.

CAREER RECORDS

⇒CONS. GAMES WITH A TD PASS

1. Todd Bandhauer, 8/30/97-11/15/97	10
David Archer, 9/17/83-11/19/83	10
3. Sam Richardson, 9/6/14-11/29/14	9
4. Sam Richardson, 11/17/12-10/12/13	8
Todd Doxzon, 11/18/95-10/26/96	8
6. Bret Meyer, 10/22/05-8/31/06	7
Alex Espinoza, 9/8/84-10/20/84	7
Rich Mann, 10/13/51-9/20/52	7

⇒CONS. PASSES WITHOUT AN INT.

1. Bret Meyer, 2005	155
2. Sam Richardson, 2014	143
3. Todd Bandhauer, 1997	141
4. David Archer, 1983	134
5. Austen Arnaud, 2009	133
6. Joel Lanning, 2016	121
7. Sam Richardson, 2014	115
8. Alex Espinoza, 1985	100

⇒RECEPTIONS

1. Todd Blythe (2004-07)	176
2. Allen Lazard (2014-)	170
3. Lane Danielsen (2000-03)	163
4. R.J. Sumrall (2005-08)	156
5. Tracy Henderson (1982-84)	150
6. Ed Williams (1994-97)	132
Otto Stowe (1968-70)	132
8. Darius Darks (2008-11)	127
Marquis Hamilton (2006-09)	127
10. Jon Davis (2003-06)	126

⇒RECEIVING YARDS

1. Todd Blythe (2004-07)	3,096
2. Lane Danielsen (2000-03)	2,690
3. Allen Lazard (2014-)	2,419
4. Tracy Henderson (1982-84)	2,048
5. Ed Williams (1994-97)	1,850
6. R.J. Sumrall (2005-08)	1,805
7. Otto Stowe (1968-70)	1,751
8. Dennis Ross (1985-88)	1,529
9. Marquis Hamilton (2006-09)	1,509
10. Quenton Bundrage (2012-15)	1,456

⇒100-YARD RECEIVING GAMES

1. Allen Lazard (2014-)	8
Tracy Henderson (1982-84)	8
Lane Danielsen (2000-03)	8
Todd Blythe (2004-07)	8
5. Jim Doran (1949-50)	5
Jack Whitver (2000-03)	5
7. Dick Limerick (1961-63)	4
Otto Stowe (1968-70)	4
Ed Williams (1995-97)	4
J.J. Moses (1997-2000)	4
R.J. Sumrall (2005-08)	4

⇒TOUCHDOWN CATCHES

1. Todd Blythe (2004-07)	31
2. Allen Lazard (2014-)	16
3. Quenton Bundrage (2012-15)	15
Ed Williams (1994-97)	15
Keith Krepfle (1971-73)	15
6. Lane Danielsen (2000-03)	14
Tracy Henderson (1982-84)	14
8. Willie Jones (1971-73)	12

Dick Limerick (1961-63)	12
10. E.J. Bibbs (2013-14)	10
Josh Lenz (2009-12)	10
Lance Young (2001-03)	10
Otto Stowe (1968-70)	10
Jim Doran (1948-50)	10

⇒CONS. GAMES WITH A TD CATCH

1. Ty Watley, 9/13/97-10/25/97	5
Todd Blythe, 9/16/06-10/14/06	5
3. Ed Williams, 10/28/95-11/18/95	4
Tracy Henderson, 9/8/84-9/29/84	4
Keith Krepfle, 11/13/71-12/18/71	4
Todd Blythe, 9/4/04-10/2/04	4
7. Allen Lazard, 11/03/16-11/19/16	3
E.J. Bibbs, 10/4/14-10/18/14	3
Lane Danielsen, 11/10/01-11/24/013	3
Ed Williams, 8/30/97-9/13/97	3
Willie Jones, 11/13/71-11/27/71	3
Dick Limerick, 10/28/61-11/11/61	3
Larry Montre, 10/14/61-10/28/61	3
Gary Lutz, 10/17/53-10/31/53	3
Mal Schmidt, 10/27/51-11/10/51	3

⇒CONS. GAMES WITH A RECEPTION

1. Allen Lazard (2014-)	35
2. Otto Stowe (1968-70)	23
3. E.J. Bibbs (2013-14)	22
Tracy Henderson (1983-84)	22
5. Ty Watley (1996-97)	21
6. Eppie Barney (1965-66)	20
Chris Anthony (1999-2000)	20
8. Jon Davis (2004-05)	19
Austin Flynn (2005-06)	19
Darius Reynolds (2010-11)	19

⇒TOTAL OFFENSE

1. Bret Meyer (2004-07)	10,422
2. Austen Arnaud (2007-10)	8,044
3. Sam Richardson (2012-15)	7,072
4. Seneca Wallace (2001-02)	6,201
5. Alex Espinoza (1984-86)	5,018
6. Sage Rosenfels (1997-2000)	4,824
7. George Amundson (1970-72)	4,798
8. Todd Bandhauer (1995-98)	4,763
9. Troy Davis (1994-96)	4,382
10. Todd Doxzon (1993-96)	4,203

⇒KICKOFF RETURN AVG. (20 RETURNS)

1. Luther Blue (1974-76)	26.47
2. Aaron Wimberly (2013-14)	26.45
3. Kene Nwangwu (2016-)	26.35
4. Tom Vaughn (1962-64)	25.36
5. Tom Busch (1965-67)	24.74
6. Jarvis West (2011-14)	24.73
7. Leonard Johnson (2008-11)	24.62
8. Jeff Allen (1968-70)	24.50
9. Ray Hardee (1975-78)	24.38
10. Willie Jones (1971-73)	24.15

⇒PUNT RETURN AVG. (20 RETURNS)

1. Trever Ryan (2015-)	15.96
2. James McMillion (1991-93)	15.91
3. Ryan Baum (2003-06)	14.27
4. Tom Vaughn (1962-64)	13.83
5. Tony Washington (1968-70)	11.62

6. Dick Limerick (1961-63)	11.35
7. John Schweizer (1970-72)	10.53
8. Larry Carwell (1964-66)	10.13
9. Tom Elliott (1968-69)	9.36
10. J.J. Moses (1997-2000)	9.13

⇒SPECIAL TEAMS TOUCHDOWNS

1. James McMillion, 1989-93	3
Tom Vaughn, 1962-64	3
3. Jarvis West, 2011-14	2
Todd Miller, 2002-04	2
Luther Blue, 1974-76	2
Willie Jones, 2011-73	2
Tom Elliott, 1968-69	2
Don Ferguson, 1947-49	2
Dick Howard, 1943-46	2

⇒ALL-PURPOSE YARDS

1. Troy Davis (1994-96)	5,177
2. Darren Davis (1996-99)	5,008
3. Alexander Robinson (2007-10)	4,114
4. Dexter Green (1975-78)	4,065
5. Ennis Haywood (1998-2001)	3,468
6. Mike Strachan (1972-74)	3,393
7. Tom Vaughn (1962-64)	3,225
8. Todd Blythe (2004-07)	3,126
9. Joe Henderson (1985-88)	3,090
Dwight Nichols (1957-59)	3,090

⇒SCORING

1. Cole Netten (2013-2016)	300
2. Jeff Shudak (1987-90)	266
3. Troy Davis (1994-96)	228
Dexter Green (1975-78)	228
5. Jamie Kohl (1995-98)	217
6. Bret Culbertson (2004-07)	214
Alex Giffords (1979-82)	214
8. Grant Mahoney (2008-11)	210
9. Ty Stewart (1991-94)	209
10. Blaise Bryant (1989-90)	198

⇒INTERCEPTIONS

1. Barry Hill (1972-74)	21
2. Tony Washington (1968-70)	14
3. John Schweizer (1970-72)	12
4. Everett Kischer (1936-38)	11
5. Don Ferguson (1947-49)	10
6. Ellis Hobbs (2001-04)	9
Joe Brown (1978-81)	9
Larry Crawford (1977-80)	9
Jeff Simonds (1966-68)	9
10. Jake Knott (2009-12)	8
Marc Timmons (2000-03)	8
Andrew Buggs (1988-92)	8

⇒TACKLES

1. Chris Washington (1980-83)	457
2. Keith Schroeder (1969-71)	386
3. Ted Jorнов (1971-73)	378
4. A.J. Klein (2009-12)	361
5. Jake Knott (2009-12)	347
6. Brad Storm (1972-74)	341
7. Shamus McDonough (1979-82)	335
8. Mark DouBrava (1989-92)	334
Larry Hunt (1971-73)	334
10. James Reed (1997-2000)	333



CAREER RECORDS

⇒SACKS

1. Shawn Moorehead (2004-06)	18.5
2. Brent Curvey (2003-2007)	17.0
3. Reggie Hayward (1998-2000)	16.5
4. Nick Leaders (2002-2005)	15.0
5. James Reed (1997-2000)	14.0
Lester Williams (1982-85)	14.0
7. Tyson Smith (2001-04)	12.5
8. Brandon Brown (2001-04)	12.0
9. Kurtis Taylor (2005-08)	11.5
10. Chin Achebe (1995-98)	11.0
Dan Watkins (1991-92)	11.0

⇒TACKLES FOR LOSS (SINCE 1976)

1. Nick Leaders (2002-05)	34.0
Lester Williams (1982-85)	34.0
Mike Stensrud (1974-78)	34.0
4. Brent Curvey (2003-06)	32.5
5. James Reed (1997-2000)	31.0
6. Shawn Moorehead (2004-06)	30.5
7. Jim Luebbers (1982-85)	30.0
8. Greg Litter (1983-86)	28.0
9. Reggie Hayward (1997-2000)	27.5
10. Jeff Braswell (1984-85)	27.0

⇒PUNTING AVERAGE

1. Marc Harris (1993-96)	43.1
2. Kirby Van Der Kamp (2010-13)	42.4
3. Tony Yelk (2001-05)	42.3
4. Rick Blabolil (1975-77)	41.6
5. Rick Frank (1985-86)	41.4
6. Mike Brandtner (2006-09)	40.7
7. Scott Bradley (1973-74)	40.5
8. Jon Schnoor (1990-92)	40.4
9. Colin Downing (2014-)	40.4
10. Troy Blankenship (2002-05)	40.3
11. Carl Gomez (1997-2000)	39.9

⇒EXTRA POINTS MADE

1. Cole Netten (2013-2016)	138
2. Jamie Kohl (1995-98)	106
3. Bret Culbertson (2004-07)	100
4. Grant Mahoney (2008-11)	93
5. Jeff Shudak (1987-90)	92
6. Alex Giffords (1979-82)	85
7. Scott Kollman (1975-77)	83
8. Ty Stewart (1991-94)	77
9. Tom Goedjen (1972-74)	76
10. Adam Benike (2002-03)	65

⇒EXTRA POINTS ATTEMPTED

1. Cole Netten (2013-16)	142
2. Jamie Kohl (1995-98)	113
3. Grant Mahoney (2008-11)	100
Bret Culbertson (2004-07)	100
5. Jeff Shudak (1987-90)	95
6. Alex Giffords (1979-82)	89
Scott Kollman (1975-77)	89
8. Ty Stewart (1991-94)	83
9. Tom Goedjen (1972-74)	79
10. Adam Benike (2002-03)	67

⇒FIELD GOALS MADE

1. Jeff Shudak (1987-90)	58
2. Cole Netten (2013-16)	54
3. Ty Stewart (1991-94)	44

4. Alex Giffords (1979-82)	43
5. Grant Mahoney (2008-11)	39
Tom Goedjen (1972-74)	39
7. Bret Culbertson (2004-07)	38
8. Jamie Kohl (1995-98)	37
9. Adam Benike (2002-03)	23
10. Rick Frank (1985-86)	22

⇒FIELD GOALS ATTEMPTED

1. Jeff Shudak (1987-90)	79
2. Tom Goedjen (1972-74)	78
3. Cole Netten (2013-16)	68
Ty Stewart (1991-94)	68
Alex Giffords (1979-82)	68
6. Grant Mahoney (2008-11)	66
7. Alex Kohl (1995-98)	59
8. Bret Culbertson (2004-07)	55
9. Reggie Shoemake (1970-71)	34
10. Rick Frank (1985-86)	33

⇒FIELD GOAL PCT. (MIN. 25 ATT.)

1. Cole Netten (2013-16)	79.4
2. Adam Benike (2002-03)	74.2
3. Jeff Shudak (1987-90)	73.4
4. Bret Culbertson (2004-07)	69.1
5. Rick Frank (1985-86)	66.7
6. Ty Stewart (1991-94)	64.7
7. Alex Giffords (1979-82)	63.2
8. Jamie Kohl (1995-98)	62.7
9. Reggie Shoemake (1970-71)	61.8
10. Grant Mahoney (2008-11)	59.1

⇒CONSECUTIVE FIELD GOALS MADE

1. Cole Netten (2015-16)	15
2. Cole Netten (2013-14)	11
Jeff Shudak (1988-89)	11
4. Cole Netten (2016)	9
5. Ty Stewart (1993)	8
Marc Bachrodt (1983)	8
7. Grant Mahoney (2010)	7
Jamie Kohl (1996-97)	7

⇒TOTAL KICKS MADE

1. Cole Netten (2013-16)	192
2. Jeff Shudak (1987-90)	150
3. Jamie Kohl (1995-98)	143
4. Bret Culbertson (2004-07)	138
5. Grant Mahoney (2008-11)	132
6. Alex Giffords (1979-82)	128
7. Ty Stewart (1991-94)	121
8. Tom Goedjen (1972-74)	115
9. Scott Kollman (1975-77)	99
10. Adam Benike (2002-03)	88

⇒TOTAL KICKS ATTEMPTED

1. Cole Netten (2013-16)	210
2. Jeff Shudak (1987-90)	174
3. Jamie Kohl (1995-98)	172
4. Grant Mahoney (2008-11)	166
5. Alex Giffords (1979-82)	157
Tom Goedjen (1972-74)	157
7. Bret Culbertson (2004-07)	155
8. Ty Stewart (1991-94)	151
9. Scott Kollman (1975-77)	121
10. Adam Benike (2002-03)	98

⇒KICKING POINTS

1. Cole Netten (2013-16)	300
2. Jeff Shudak (1987-90)	266
3. Jamie Kohl (1995-98)	217
4. Bret Culbertson (2004-07)	214
Alex Giffords (1979-82)	214
6. Grant Mahoney (2008-11)	210
7. Ty Stewart (1991-94)	209
8. Tom Goedjen (1972-74)	193
9. Adam Benike (2002-03)	134
10. Scott Kollman (1975-77)	131

⇒RECEPTIONS BY A TIGHT END

1. Keith Krepfle (1971-73)	94
2. Collin Franklin (2007-10)	87
3. E.J. Bibbs (2013-14)	84
4. Mike Busch (1986-89)	78
5. Derrick Catlett (2006-09)	70
6. Mike Banks (1998-2001)	59
7. Jeff Wodka (1982-85)	53
8. Ben Barkema (2004-07)	52
9. Al Dixon (1974-76)	40
10. Guy Preston (1977-78)	38
Dave Smoldt (1983-84)	38

⇒RECEIVING YARDS BY A TIGHT END

1. Keith Krepfle (1971-73)	1,378
2. Mike Busch (1986-89)	1,061
3. Collin Franklin (2007-10)	980
4. E.J. Bibbs (2013-14)	844
5. Derrick Catlett (2006-09)	643
6. Mike Banks (1998-2001)	584
7. Ben Barkema (2004-07)	566
8. Al Dixon (1974-76)	550
9. Jeff Wodka (1982-85)	539
Guy Preston (1977-78)	539

⇒RUSHING YARDS BY A QB

1. Buddy Hardeman (1973-76)	1,536
2. Austen Arnaud (2007-10)	1,267
3. Todd Doxzon (1993-96)	1,045
4. Sam Richardson (2012-15)	1,022
5. Bret Meyer (2004-07)	923
6. Seneca Wallace (2001-02)	912

⇒RUSHING TOUCHDOWNS BY A QB

1. Joel Lanning (2014-)	15
Austen Arnaud (2007-10)	15
Seneca Wallace (2001-02)	15
4. Sage Rosenfels (1997-2000)	14
Todd Doxzon (1993-96)	14
Buddy Hardeman (1973-76)	14
7. Bret Meyer (2004-07)	12
8. Dean Carlson (1970-71)	11
9. Wayne Stanley (1972-76)	10
Bill Weeks (1948-50)	10



TEAM GAME RECORDS

⇨ MOST POINTS

87 1904 vs. Simpson
 81 1906 vs. Cornell (Iowa)
 69 1980 vs. Colorado State
 69 1914 vs. Cornell (Iowa)
 66 2016 vs. Texas Tech

⇨ MOST OPPONENT POINTS

77 1997 at Nebraska
 73 1995 at Nebraska
 72 1983 at Nebraska
 71 2013 at Baylor
 68 2010 vs. Utah

⇨ MOST POINTS VS. LEAGUE OPP.

66 2016 vs. Texas Tech
 57 1962 vs. Colorado
 55 1972 vs. Kansas State
 54 1971 vs. Oklahoma State
 52 2013 vs. West Virginia (3OT)

⇨ MARGIN OF VICTORY VS. LEAGUE OPP.

56 2016 vs. Texas Tech (W, 66-10)
 54 1971 vs. Oklahoma St. (W, 54-0)
 48 1943 vs. Kansas State (W, 48-0)
 42 2002 vs. Kansas (W, 45-3)
 42 2001 vs. Kansas (W, 49-7)

⇨ MOST FIRST DOWNS

35 1990 vs. Northern Iowa (W, 35-6)
 35 1983 at Kansas State (W, 49-27)
 35 1971 vs. Oklahoma State (W, 54-0)
 34 2014 vs. Toledo (W, 37-30)
 34 2008 vs. Texas A&M (L, 35-49)

⇨ FEWEST FIRST DOWNS

1 1951 at Marquette (T, 6-6)
 4 1964 at Oklahoma (L, 0-30)
 4 1956 vs. Oklahoma (L, 0-40)
 5 2002 at Oklahoma (L, 3-49)
 5 1988 vs. Baylor (L, 0-35)
 5 1987 vs. Oklahoma (L, 3-56)
 5 1984 vs. Nebraska (L, 0-44)
 5 1969 at Kansas State (L, 7-34)
 5 1963 at Oklahoma (L, 14-24)
 5 1956 at Missouri (L, 0-34)
 5 1952 at Missouri (L, 0-19)
 5 1947 at Michigan State (L, 0-20)
 5 1946 vs. Oklahoma (L, 0-63)

⇨ FEWEST FIRST DOWNS ALLOWED

2 1947 vs. Nebraska (L, 7-14)
 3 1963 vs. Missouri (L, 0-7)
 4 1969 vs. Brigham Young (W, 10-0)
 4 1963 at Colorado (W, 19-7)
 4 1949 vs. Nebraska (L, 0-7)
 4 1947 vs. Kansas State (W, 14-0)
 4 1947 at Oklahoma (L, 9-27)

⇨ MOST FIRST DOWNS ALLOWED

45 2003 at Texas Tech (L, 21-52)
 41 2014 vs. Oklahoma (L, 14-59)
 37 2011 at Baylor (L, 26-49)
 37 2010 at Oklahoma (L, 0-52)
 37 1998 at Kansas State (L, 7-52)
 37 1995 at Nebraska (L, 14-73)

⇨ MOST RUSHING ATTEMPTS

79 1973 vs. Idaho (W, 48-0)
 77 1982 vs. Kent State (W, 44-7)
 76 1952 vs. Drake (W, 55-7)
 75 1980 vs. NE Louisiana (W, 42-7)
 74 1977 at Kansas State (W, 22-15)
 74 1977 at Nebraska (W, 24-21)

⇨ FEWEST RUSHING ATTEMPTS

17 1998 at Kansas State (L, 7-52)
 18 2008 at Baylor (L, 10-38)
 21 1997 vs. Oklahoma State (L, 14-21)
 22 2012 at Oklahoma State (L, 10-31)
 22 1961 vs. Nebraska (L, 13-16)
 22 1952 at Missouri (L, 0-19)

⇨ FEWEST OPPONENT RUSHING ATT.

14 1982 at Colorado (W, 31-14)
 17 2007 at Texas Tech (L, 17-42)
 18 2011 vs. Oklahoma State (W, 37-31)
 18 2001 vs. Oklahoma State (W, 31-28)
 18 1980 vs. NE Louisiana (W, 42-7)
 18 1971 at San Diego State (W, 48-31)

⇨ MOST OPPONENT RUSHING ATT.

87 1965 at Oklahoma (L, 20-24)
 84 1971 at Oklahoma (L, 12-43)
 83 1985 at Nebraska (L, 0-49)
 77 1969 at Oklahoma (L, 14-37)
 76 1972 vs. Oklahoma (L, 6-20)
 76 1971 vs. Colorado (L, 14-24)
 76 1970 vs. Nebraska (L, 29-54)

⇨ MOST RUSHING YARDS

586 1995 vs. UNLV (W, 57-30)
 449 1980 vs. Colorado State (W, 69-0)
 434 1999 vs. Indiana State (W, 33-7)
 428 1979 vs. Bowling Green (W, 38-10)
 417 1949 vs. Dubuque (W, 64-0)

⇨ FEWEST RUSHING YARDS

-11 1997 vs. Iowa (L, 20-63)
 -11 1986 at Iowa (L, 7-43)
 -7 1981 vs. Oklahoma State (L, 7-27)
 -6 2010 at Colorado (L, 14-34)
 -5 1967 at Nebraska (L, 0-12)

⇨ FEWEST OPP. RUSHING YARDS

-16 1984 at Colorado (L, 21-23)
 -13 1970 at San Diego State (W, 28-22)
 -12 1971 vs. Idaho (W, 24-7)
 -7 1982 vs. Kent State (W, 44-7)
 3 1980 vs. NE Louisiana (W, 42-7)
 3 1965 vs. Pacific (W, 38-13)
 8 9/18/99 at UNLV (W, 24-0)

⇨ MOST OPPONENT RUSHING YARDS

624 1995 at Nebraska (L, 14-73)
 604 1987 at Nebraska (L, 3-42)
 566 1988 vs. Nebraska (L, 16-51)
 557 1990 vs. Nebraska (L, 13-45)
 542 1985 at Oklahoma (L, 14-59)

⇨ MOST RUSHING TOUCHDOWNS

8 1995 vs. UNLV (W, 57-30)
 8 1980 vs. Colorado State (W, 69-0)
 6 2016 vs. Texas Tech (W, 66-10)
 6 2002 vs. Kansas (W, 45-3)
 6 2001 vs. Northern Iowa (W, 45-0)
 6 1991 vs. Eastern Illinois (W, 42-13)
 6 1977 vs. Kansas (W, 41-3)
 6 1976 vs. Kansas State (W, 45-14)
 6 1959 at South Dakota (W, 41-6)
 6 1952 vs. Drake (W, 55-7)
 6 1949 vs. Dubuque (W, 64-0)

⇨ MOST RUSHING TDS ALLOWED

9 1997 at Nebraska (L, 14-77)
 8 1995 at Nebraska (L, 14-73)
 8 1946 vs. Oklahoma (L, 0-63)
 7 1987 vs. Oklahoma (L, 3-56)
 7 1985 at Oklahoma (L, 14-59)
 7 1983 at Nebraska (L, 29-72)
 7 1955 at Oklahoma (L, 0-52)

⇨ MOST PASS ATTEMPTS

62 1998 at Texas (L, 33-54)
 60 2011 vs. Oklahoma State (W, 37-31)
 55 2014 at Texas (L, 45-48)
 54 2012 vs. Baylor (W, 35-21)
 54 2008 vs. Missouri (L, 20-52)
 54 1997 vs. Iowa (L, 20-63)

⇨ FEWEST PASS ATTEMPTS

0 1960 at Oklahoma State (W, 13-6)
 0 1951 at Marquette (T, 6-6)
 2 1960 at Nebraska (W, 10-7)
 3 1963 at Oklahoma (L, 14-24)
 3 1961 at Oklahoma (W, 21-15)
 3 1961 vs. Oklahoma State (W, 14-7)
 3 1959 vs. Nebraska (W, 18-6)

⇨ FEWEST PASS ATTEMPTS

1 1949 vs. Nebraska (L, 0-7)
 2 1980 vs. Oklahoma (L, 7-42)
 2 1960 at Missouri (L, 8-34)
 2 1959 at Oklahoma (L, 12-35)
 2 1957 vs. Kansas State (L, 10-14)
 2 1947 vs. Nebraska (L, 7-14)
 2 1946 vs. Northern Iowa (W, 20-18)

⇨ MOST OPPONENT PASS ATT.

78 2003 at Texas Tech (L, 21-52)
 62 2010 vs. Texas Tech (W, 52-38)
 59 1972 vs. Kansas State (W, 55-22)
 58 2011 vs. Oklahoma State (W, 37-31)
 57 2010 at Texas (W, 28-21)

⇨ MOST COMPLETIONS

37 2014 vs. Toledo (W, 37-30)
 36 2014 at Texas (L, 45-48)
 36 2012 vs. Baylor (W, 35-21)
 36 2008 vs. Missouri (L, 20-52)
 33 2007 at Missouri (L, 28-42)



TEAM GAME RECORDS

⇒ MOST COMPLETIONS ALLOWED

52 2003 at Texas Tech (L, 21-52)
42 2011 vs. Oklahoma State (W, 37-31 2ot)
42 2010 vs. Texas Tech (W, 52-38)
40 2007 at Texas Tech (L, 17-42)
39 2015 at Texas Tech (L, 31-66)
39 2006 vs. Toledo (W, 45-43 3ot)

⇒ MOST INTERCEPTIONS THROWN

6 1988 at Colorado (L, 12-24)
6 1952 at Illinois (L, 7-33)
6 1947 vs. Missouri (L, 7-26)
5 eight times

⇒ MOST INT. THROWN BY OPPONENT

10 1944 vs. Gustavus Aldolphus (W, 49-0)
7 1976 vs. Utah (W, 44-14)
7 1952 vs. Drake (W, 55-7)
6 2001 vs. Northern Iowa (W, 45-0)
6 1968 at Kansas State (W, 23-14)
6 1958 at Arizona (W, 14-0)

⇒ MOST PASSING YARDS

462 2008 at Kansas State (L, 30-36)
437 1998 at Texas (L, 33-54)
425 2002 vs. Missouri (W, 42-35)
407 1989 vs. Oklahoma (L, 40-43)
401 2008 vs. Texas A&M (L, 35-49)

⇒ MOST PASSING YARDS ALLOWED

535 2003 at Texas Tech (L, 21-52)
525 2014 at TCU (L, 3-55)
515 2015 at Texas Tech (L, 31-66)
476 2011 vs. Oklahoma State (W, 37-31 2ot)
460 2007 vs. Texas Tech (L, 17-42)

⇒ HIGHEST PASSER RATING

380 1993 vs. Northern Illinois (W, 54-10)
317 1974 vs. New Mexico (W, 27-3)

281 1976 vs. Drake (W, 58-14)
280 1976 vs. Air Force (W, 41-6)
272 1980 vs. Colorado State (W, 69-0)

⇒ MOST PASSING TOUCHDOWNS

6 1976 at Air Force (W, 41-6)
5 2016 vs. San Jose State (W, 44-10)
5 2012 vs. Baylor (W, 35-21)
5 1998 at Texas (L, 33-54)

⇒ OPP. PASSING TOUCHDOWNS

6 2006 vs. Texas Tech (L, 26-42)
6 2015 at Texas Tech (L, 31-66)
5 2016 vs. West Virginia (L, 19-49)
5 2014 at TCU (L, 3-55)
5 2010 vs. Texas Tech (W, 52-38)
5 2008 at Oklahoma State (L, 17-59)
5 2007 at Kansas (L, 7-45)
5 2003 vs. Oklahoma (L, 7-53)
5 1996 at Colorado (L, 42-49)
5 1984 at Iowa (L, 21-59)

⇒ MOST TOTAL PLAYS

102 2012 vs. Baylor (W, 35-21)
102 2007 at Nebraska (L, 17-35)
101 2011 vs. Oklahoma State (W, 37-31)
101 1982 vs. Kent State (W, 44-7)
101 1973 vs. Idaho (W, 48-0)

⇒ FEWEST TOTAL PLAYS

37 1961 vs. Oklahoma State (W, 14-7)
39 1952 at Missouri (L, 0-19)
40 1964 at Missouri (L, 0-10)
42 1960 vs. Colorado (L, 6-21)
43 1960 at Oklahoma State (W, 13-6)

⇒ FEWEST OPPONENT PLAYS

34 1947 vs. Kansas State (W, 14-0)
35 1949 vs. Nebraska (L, 0-7)
35 1947 vs. Nebraska (L, 7-14)

38 1960 at Kansas State (W, 20-7)
40 1954 vs. Kansas (W, 33-6)

⇒ MOST OPPONENT TOTAL PLAYS

111 2003 at Texas Tech (L, 21-52)
103 1970 vs. Nebraska (L, 29-54)
102 2014 Oklahoma (L, 14-59)
101 2013 at Texas Tech (L, 35-42)
97 2014 Baylor (L, 28-49)

⇒ MOST TOTAL YARDS

668 1949 vs. Dubuque (W, 64-0)
648 1995 vs. UNLV (W, 57-30)
626 2008 at Kansas State (L, 30-38)
618 1980 vs. Colorado State (W, 69-0)
609 1989 vs. Oklahoma (L, 40-43)

⇒ FEWEST TOTAL YARDS

5 1951 at Marquette (T, 6-6)
46 1947 at Michigan State (L, 0-20)
53 1984 vs. Nebraska (L, 0-44)
60 2002 at Oklahoma (L, 3-49)
67 1986 vs. Oklahoma (L, 0-38)
67 1969 at Kansas State (L, 7-34)

⇒ FEWEST TOTAL YARDS ALLOWED

43 1969 vs. Brigham Young (W, 10-0)
59 1963 vs. Missouri (L, 0-7)
62 1947 vs. Nebraska (L, 7-14)
70 1958 vs. Drake (W, 33-0)
78 1964 vs. Drake (W, 25-0)

⇒ MOST TOTAL YARDS ALLOWED

776 2015 at Texas Tech (L, 31-66)
776 1995 at Nebraska (L, 14-73)
775 2003 at Texas Tech (L, 21-52)
751 2014 vs. Oklahoma (L, 14-59)
722 2014 at TCU (L, 3-55)



Austen Arnaud threw for 440 of ISU's school-record 462 yards passing vs. Kansas State in 2008.

TEAM SEASON BESTS

⇌ RUSHING YARDS

- 2,970 in 1976
- 2,667 in 1993
- 2,615 in 1996
- 2,610 in 1980
- 2,550 in 1972
- 2,513 in 1995
- 2,503 in 1973
- 2,490 in 1978
- 2,482 in 1977
- 2,410 in 1989

⇌ RUSHING YARDS PER GAME

- 270.0 in 1976
- 242.5 in 1993
- 237.7 in 1996
- 237.3 in 1980
- 234.7 in 1960
- 234.6 in 1962
- 233.0 in 1975
- 228.9 in 1959
- 228.5 in 1995
- 228.0 in 1992

⇌ RUSHING TOUCHDOWNS

- 30 in 1989
- 30 in 2002
- 27 in 2000
- 27 in 1976
- 26 in 2001
- 26 in 1977
- 26 in 1971
- 25 in 1996
- 25 in 1959
- 24 in 1980
- 24 in 1962

⇌ PASSING YARDS

- 3,308 in 2002
- 3,106 in 2016
- 2,981 in 2014
- 2,981 in 2008
- 2,876 in 2005
- 2,783 in 2012
- 2,760 in 2011
- 2,717 in 1983
- 2,716 in 2015
- 2,630 in 2013

⇌ PASSING YARDS PER GAME

- 258.8 in 2016
- 248.4 in 2014
- 248.4 in 2008
- 247.0 in 1983
- 239.7 in 2005
- 236.3 in 2002
- 232.0 in 1997
- 226.3 in 2015
- 219.2 in 2013
- 216.1 in 2006

⇌ TOUCHDOWN PASSES

- 28 in 2012
- 21 in 2016
- 21 in 2014
- 20 in 1997
- 20 in 1976
- 19 in 2013
- 19 in 2005
- 19 in 1983
- 18 in 2015
- 18 in 1986
- 18 in 1971

⇌ FIRST DOWNS

- 278 in 2002
- 273 in 2011
- 261 in 1976
- 257 in 2015
- 256 in 2012
- 256 in 2014
- 252 in 2009
- 251 in 1971
- 249 in 1989
- 248 in 1972

⇌ TOTAL PLAYS

- 1,022 in 2011
- 1,008 in 2002
- 923 in 2012
- 912 in 2014
- 909 in 2015
- 903 in 2013
- 896 in 2009
- 896 in 2007
- 861 in 1972
- 859 in 2005

⇌ TOTAL OFFENSE

- 5,338 in 2002
- 5,059 in 2016
- 5,025 in 2011
- 4,900 in 2015
- 4,836 in 1976
- 4,741 in 2009
- 4,734 in 2012
- 4,707 in 1989
- 4,669 in 2000
- 4,642 in 2008

⇌ YARDS PER GAME

- 439.6 in 1976
- 427.9 in 1989
- 424.5 in 2000
- 421.6 in 2016
- 408.3 in 2015
- 395.0 in 1972
- 386.8 in 2008
- 386.5 in 2011
- 384.6 in 2001
- 382.1 in 1971

⇌ YARDS PER PLAY

- 6.1 in 1989
- 5.9 in 2000
- 5.9 in 2010
- 5.6 in 1999
- 5.5 in 2008
- 5.4 in 2015
- 5.4 in 2001
- 5.4 in 1996
- 5.4 in 1976
- 5.3 in 2009

⇌ TOUCHDOWNS

- 50 in 2002
- 49 in 1976
- 43 in 1971
- 42 in 2005
- 41 in 2012
- 41 in 1996
- 40 in 2016
- 39 in 2001
- 39 in 2000
- 39 in 1989

⇌ FIELD GOALS MADE

- 20 in 1987
- 19 in 1990
- 18 in 2002
- 17 in 2008
- 16 in 2016
- 15 in 1982
- 15 in 1973
- 14 in 2015
- 14 in 2005
- 14 in 2000
- 14 in 1974

⇌ POINTS SCORED

- 404 in 2002
- 369 in 1976
- 339 in 2005
- 332 in 2016
- 322 in 1971
- 319 in 2012
- 314 in 1996
- 306 in 2000
- 304 in 2008
- 303 in 1986

⇌ POINTS PER GAME

- 33.5 in 1976
- 29.2 in 1971
- 29.0 in 1972
- 28.9 in 2002
- 28.5 in 1996
- 28.2 in 2005
- 27.8 in 2000
- 27.7 in 2016
- 26.9 in 2001
- 26.7 in 1989

⇌ SACKS

- 32 in 1998
- 31 in 2002
- 30 in 2015
- 29 in 1986
- 27 in 2005
- 25 in 1988
- 24 in 2006
- 24 in 2004
- 20 in 2007
- 20 in 1999

⇌ TACKLES FOR LOSS

- 84 in 1999
- 80 in 2016
- 78 in 2003
- 74 in 2015
- 73 in 2004
- 71 in 2005
- 66 in 2003
- 65 in 2009
- 63 in 2007
- 62 in 1998

⇌ INTERCEPTIONS

- 23 in 1972
- 23 in 1971
- 22 in 1976
- 22 in 2005
- 20 in 2002
- 20 in 2000
- 20 in 1973
- 20 in 1969
- 20 in 1950
- 20 in 1948



ATTENDANCE RECORDS

⇒ LARGEST HOME CROWDS

- 61,500 vs. Iowa, 2015
- 61,500 vs. Northern Iowa, 2015
- 60,629 vs. Northern Iowa, 2016
- 56,800 vs. Iowa, 2013
- 56,800 vs. Northern Iowa, 2013
- 56,800 vs. Oklahoma State, 2013
- 56,800 vs. Kansas State, 2012
- 56,795 vs. Northern Iowa, 2007
- 56,585 vs. Oklahoma, 2012
- 56,390 vs. Texas, 2011

⇒ LARGEST ROAD CROWDS

- 100,142 at Texas, 2010
- 100,018 at Texas, 2012
- 96,851 at Texas, 2016
- 92,017 at Texas, 2014
- 90,201 at Tennessee, 1982
- 88,872 at Texas, 2006
- 86,172 at Texas A&M, 2005
- 85,938 at Nebraska, 2009
- 85,661 at Texas A&M, 2001
- 85,595 at Oklahoma, 2015

⇒ HOME SEASON ATTENDANCE BESTS

- 56,519 in 2015
- 55,361 in 2013
- 55,274 in 2012
- 53,647 in 2011
- 52,557 in 2016
- 52,197 in 2014
- 51,906 in 1982
- 50,114 in 1981
- 50,097 in 1980
- 49,462 in 2007

⇒ RECORD CROWDS VS. BIG 12 OPP.

Baylor

Home: 51,776 (2014)

Road: 46,825 (2013)

Kansas

Home: 55,837 (2015)

Road: 51,050 (2007)

Kansas State

Home: 56,800 (2012)

Road: 53,297 (2015)

Oklahoma

Home: 56,585 (2012)

Road: 85,595 (2015)

Oklahoma State

Home: 56,800 (2013)

Road: 53,239 (2016)

Texas

Home: 56,390 (2011)

Road: 100,142 (2010)

TCU

Home: 54,922 (2013)

Road: 45,242 (2014)

Texas Tech

Home: 51,842 (2002)

Road: 59,260 (2011)

West Virginia

Home: 53,792 (2012)

Road: 42,446 (2015)

⇒ CLYDE WILLIAMS FIELD

Year	Home Att.	Home Avg.	Season Att.	Season Avg.
1968	122,261	24,452	297,427	29,743
1969	127,352	25,470	341,441	34,144
1970	110,185	27,537	355,315	32,301
1971	139,042	27,805	402,273	33,539
1972	166,106	33,221	431,061	35,922
1973	158,482	31,696	430,179	39,107
1974	162,456	32,419	403,101	36,646

⇒ JACK TRICE STADIUM

Year	Home Att.	Home Avg.	Season Att.	Season Avg.
1975	198,869	39,774	448,385	40,763
1976	245,885	40,981	464,996	42,272
1977	264,362	44,060	541,111	45,093
1978	246,024	49,205	537,567	44,797
1979	272,732	45,455	577,120	52,465
1980	300,584	50,097	536,049	48,731
1981	353,800	50,114	577,265	52,473
1982	259,531	51,906	583,547	53,049
1983	344,943	49,278	561,742	51,067
1984	246,868	49,374	506,652	46,059
1985	346,062	43,258	514,689	46,699
1986	234,974	39,162	434,529	39,478
1987	240,990	40,165	424,638	38,603
1988	262,413	43,736	496,414	45,129
1989	264,141	44,023	461,906	41,991
1990	265,627	44,271	509,523	46,320
1991	249,935	41,656	475,495	43,227
1992	225,490	37,582	454,586	41,326
1993	213,303	35,551	443,955	40,360
1994	212,760	35,460	465,153	42,287
1995	262,187	37,455	449,143	40,831
1996	260,224	43,371	498,571	45,325
1997	182,433	36,487	467,390	42,490
1998	211,085	35,181	514,823	46,802
1999	233,578	38,930	467,240	42,476
2000	252,122	42,020	491,499	44,682
2001	271,034	45,172	542,868	49,352
2002	307,728	43,961	720,207	51,443
2003	313,757	44,822	550,038	45,836
2004	249,106	41,518	524,420	43,701
2005	280,232	46,705	603,972	50,331
2006	323,197	46,171	654,691	54,558
2007	346,233	49,462	597,149	49,762
2008	284,571	47,429	545,695	45,475
2009	277,453	46,242	556,063	42,774
2010	317,767	45,395	653,708	54,475
2011	321,880	53,647	695,010	53,462
2012	386,917	55,274	698,299	53,715
2013	332,165	55,361	627,547	52,296
2014	365,377	52,197	659,117	54,926
2015	339,113	56,519	642,958	53,580
2016	367,899	52,557	657,450	54,788



JACK TRICE STADIUM RECORDS

⇒ INDIVIDUAL RECORDS

Most Yards Rushing

378, Troy Davis vs. Missouri, 1996

Most Passing Yards

476, Brandon Weeden, Oklahoma St., 2011

Most Touchdown Passes

6, Graham Harrell, Texas Tech, 2006

Most Receptions

16, Marcus Harris, Wyoming, 1996

Most Yards Receiving

223, Marcus Harris, Wyoming, 1996

Most Yards Total Offense

510, Trevone Boykin, TCU, 2015

Most Touchdowns Scored

5, Joel Lanning vs. Texas Tech, 2016

5, Troy Davis vs. UNI, 1996

5, Troy Davis vs. UNLV, 1995

5, Joe Henderson vs. Kansas, 1988

Most Touchdowns Pass/Run

6, Graham Harrell, Texas Tech, 2006

Most Field Goals

5, Bret Culbertson vs. Iowa, 2007

5, Jeff Shudak vs. Missouri, 1990

Most Points Scored

30, Joel Lanning vs. Texas Tech, 2016

30, Troy Davis vs. UNI, 1996

30, Troy Davis vs. UNLV, 1995

30, Joe Henderson vs. Kansas, 1988

⇒ TEAM RECORDS

Most Yards Rushing

586 vs. UNLV, 1995

Most Yards Passing

476, Oklahoma State, 2011

Most Yards Total Offense

751, Oklahoma, 2014

Most Points

69 vs. Colorado State, 1980

⇒ LONGEST PLAYS

Rushing

91*, Graston Norris vs. UNLV, 1995

87, Byron Coston, Rice, 1994

Passing

97*, Sam Richardson to Quenton

Bundrage, vs. Texas, 2013

90*, Jammal Lord to Ross Pilkington, Nebraska, 2002

90*, Todd Doxzon to Ed Williams vs.

Oklahoma, 1995

90*, Eric Moore to P.J. Mills, Oklahoma,

1995

Punt

80, Judge Johnston vs. Nebraska, 1988

80, Doug Myers vs. Nebraska, 1982

Punt Return

94*, David Allen, Kansas State, 1999

Kickoff Return

100*, Reggie Dunn, Utah, 2010

100*, Mark Bradley, Oklahoma, 2003

98*, DeVondrick Nealy, vs. TCU, 2013

97*, Kene Nwangwu vs. West Virginia, 2016

95*, Luther Blue vs. Nebraska, 1976

Field Goal

62, Dave Lawson, Air Force, 1975

Interception Return

94*, Jeremy Reeves vs. UNI, 2010

94*, Dustin Avey vs. Colorado, 1997

*Scored touchdown



The addition of the Sukup End Zone Club in 2015 increased Jack Trice Stadium capacity to 61,500, making it the third-largest stadium in the Big 12 Conference.



MISCELLANEOUS RECORDS

⇒ LARGEST COMEBACK VICTORIES

Def. Opponent	Score	Time	Final
24 at West Virginia (2013)	7-31	9:05 (2nd)	52-44(3OT)
21 Colorado (2007)	0-21	0:25 (2nd)	31-28
21 at Missouri (1989)	0-21	5:06 (2nd)	35-21
18 Northern Iowa (1946)	0-18	Halftime	20-18
17 Northern Iowa (1987)	21-38	End of 3rd	39-38
17 Oklahoma State (2011)	7-24	12:33 (3rd)	37-31(2OT)
17 Drake (1984)	0-17	13:40 (3rd)	21-17
17 at Iowa (2002)	7-24	Halftime	36-31
17 Colorado State (1983)	0-17	14:22 (2nd)	21-17
15 at Kansas State (1983)	12-27	10:21 (3rd)	49-27
14 at Kansas State (2004)	9-23	14:17 (4th)	37-23
14 Kansas (1983)	21-35	End of 3rd	38-35
14 Northern Illinois (2004)	20-34	7:05 (3rd)	48-41
14 at Missouri (1999)	0-14	7:15 (2nd)	24-21
14 at Kansas (1989)	0-14	3:15 (1st)	24-20

⇒ LARGEST 4TH-Q COMEBACK VICTORIES (1960-)

Def. Opponent	Score	Time	Final
17 at West Virginia (2013)	21-38	13:42	52-44(3OT)
17 Northern Iowa (1987)	21-38	11:00	39-38
14 at Kansas State (2004)	9-23	14:17	37-23
14 Kansas (1983)	21-35	15:00	38-35
11 Kansas State (1993)	6-17	15:00	27-23
11 at Oklahoma (1990)	20-31	15:00	33-31
10 at Rice (1991)	17-27	8:52	28-27
10 at Kansas (1986)	0-10	15:00	13-10
10 Drake (1984)	7-17	13:10	21-17
10 Colorado State (1983)	7-17	9:44	21-17

⇒ LAST-MINUTE FIELD GOALS TO WIN OR TIE

2014- Cole Netten vs. Iowa (42 yards, 0:02)
 2007- Bret Culbertson vs. Iowa (28 yards, 0:01)
 1991- Ty Stewart vs. Rice (40 yards, 0:32)
 1990- Jeff Shudak vs. Kansas (53 yards, 0:18)
 1990- Jeff Shudak vs. Missouri (36 yards, 0:14)
 1987- Jeff Shudak vs. Kansas State (39 yards, 0:46)
 1986- Rick Frank vs. Kansas (33 yards, 0:05)
 1985- Rick Frank vs. Vanderbilt (34 yards, 0:03)
 1983- Marc Bachrodt vs. Kansas (47 yards, 0:03)

⇒ MOST POINTS IN A HALF

48 1980 vs Colorado State (1st)
 45 2016 vs Texas Tech (1st)
 38 2001 vs Northern Iowa (1st)
 38 2012 at Kansas (1st)
 37 1983 at Kansas State (2nd)

37 1993 vs Northern Illinois (2nd)
 37 1995 vs UNLV (1st)
 37 2002 vs Tennessee Tech (1st)

⇒ MOST POINTS, FIRST HALF

48 1980 vs Colorado State
 45 2016 vs Texas Tech
 38 2001 vs Northern Iowa
 38 2012 at Kansas

⇒ MOST POINTS, SECOND HALF

37 1983 at Kansas State
 37 1993 vs Northern Illinois
 35 1986 vs Indiana State
 34 three times, 1986 at Missouri most recent

⇒ MOST POINTS IN A QUARTER

31 2016 vs Texas Tech (2nd)
 29 1983 at Kansas State (4th)
 28 seven times, 2015 at Kansas State (2nd) most recent
 27 1980 vs Colorado State (2nd)

⇒ MOST POINTS, FIRST QUARTER

26 1971 vs Oklahoma State
 24 1973 vs Idaho
 21 nine times, 2011 at Texas Tech most recent

⇒ MOST POINTS, SECOND QUARTER

31 2016 vs Texas Tech
 28 2015 at Kansas State
 28 1969 at Illinois
 28 2012 at Kansas
 27 1980 vs Colorado State
 24 2010 vs Texas Tech

⇒ MOST POINTS, THIRD QUARTER

28 1986 vs Indiana State
 28 1993 vs Northern Illinois
 24 1962 vs Colorado
 23 2002 at Iowa

⇒ MOST POINTS, FOURTH QUARTER

29 1983 at Kansas State
 28 2004 at Kansas State
 28 2010 vs Texas Tech
 24 1995 vs Ohio
 24 2013 at West Virginia



Justin Coleman scores a touchdown in the fourth quarter against West Virginia (2013) to propel the Cyclones to their largest come-from-behind victory (24-point deficit) in school history.

RECORD VS. RANKED OPPONENTS

⇒ IOWA STATE VS. AP TOP-25 TEAMS

No. 1	0-10
No. 2	1-9
No. 3	0-16-1
No. 4	0-12
No. 5	0-7-1
No. 6	0-9
No. 7	3-14
No. 8	2-2
No. 9	2-9
No. 10	0-9
No. 11	0-4
No. 12	0-7
No. 13	0-6
No. 14	1-12
No. 15	1-5
No. 16	1-11
No. 17	0-6
No. 18	2-6
No. 19	1-9
No. 20	1-5
No. 21	0-5
No. 22	2-2
No. 23	0-3
No. 24	0-1
No. 25	0-5
Totals	17-184-2

*vs. teams ranked in the AP Top 25 at kickoff

Record vs. Top 25 At Home

11-86-1

Record vs. Top 25 At Opponents' Field

6-95-1

Record vs. Top 25 At Neutral Sites

0-3

⇒ WINS OR TIES VS. TOP-25 OPPONENTS

No. 2

Iowa State 37, Oklahoma St. 31 (2OT)- Ames in 2011

No. 3

Iowa State 23, Nebraska 23- Ames in 1972

No. 5

Iowa State 7, Oklahoma 7- Norman in 1981

No. 7

Iowa State 21, Missouri 17- Columbia in 1976
Iowa State 15, Oklahoma State 10- Ames in 1985
Iowa State 19, Nebraska 10- Ames in 1992

No. 8

Iowa State 34, Missouri 13- Ames in 1981
Iowa State 23, Iowa 3- Ames in 2005

No. 9

Iowa State 37, Nebraska 28- Ames in 1976
Iowa State 24, Nebraska 21- Lincoln in 1977

No. 14

Iowa State 17, Missouri 7- Ames in 1973

No. 15

Iowa State 37, TCU 23- Ft. Worth in 2012

No. 16

Iowa State 33, Oklahoma 31- Norman in 1990

No. 18

Iowa State 28, Oklahoma State 12- Ames in 1973
Iowa State 27, Kansas State 23- Ames in 1993

No. 19

Iowa State 41, Texas Tech 7- Lubbock in 2011

No. 20

Iowa State 36, Nebraska 14- Ames in 2002

No. 22

Iowa State 30, Colorado 16- Ames in 2005
Iowa State 28, Texas 21- Austin in 2010



Jeff Woody scores the game-winning touchdown in the second overtime to help Iowa State defeat No. 2 Oklahoma State, 37-31 on Nov. 18, 2011. It's the highest-ranking team the Cyclones have defeated in school history.



BOWL GAME RECORDS

⇒OFFENSE - INDIVIDUAL

Rushing Attempts

ISU: 29, Dexter Green vs. N.C. State, 1977 Peach Bowl
Opp: 34, Curtis Dickey, Texas A&M, 1978 Hall of Fame Bowl

Rushing Yards

ISU: 172, Dexter Green vs. N.C. State, 1977 Peach Bowl
Opp: 276, Curtis Dickey, Texas A&M, 1978 Hall of Fame Bowl

Rushing Touchdowns

ISU: 1, 11 times
Opp: 3, twice

Longest Rush

ISU: 43, Ennis Haywood vs. Alabama, 2001 Independence Bowl
Opp: 54, Curtis Dickey, Texas A&M, 1978 Hall of Fame Bowl

Pass Attempts

ISU: 42, Seneca Wallace vs. Alabama, 2001 Independence Bowl
Opp: 44, Josh Betts, Miami (Ohio), 2004 Independence Bowl

Pass Completions

ISU: 25, Seneca Wallace vs. Alabama, 2001 Independence Bowl
Opp: 21, Jeff Ballard, TCU, 2005 EV1.net Bowl

Passing Yards

ISU: 308, Sage Rosenfels vs. Pittsburgh, 2000 Insight.com Bowl
Opp: 347, John Turman, Pittsburgh, 2000 Insight.com Bowl

Passing Touchdowns

ISU: 3, Bret Meyer vs. TCU, 2005 EV1.net Bowl
Opp: 3, Jim Stevens, Georgia Tech, 1972 Liberty Bowl

Pass Interceptions Thrown

ISU: 2, Six times
Opp: 1, Eight times



Dexter Green rushed for 172 yards vs. N.C. State in the 1977 Peach Bowl to set the school record for most rushing yards in a bowl game.

Receptions

ISU: 7, Craig Campbell vs. Alabama, 2001 Independence Bowl
Opp: 7, Three times

Receiving Yards

ISU: 109, Craig Campbell vs. Alabama, 2001 Independence Bowl
Opp: 165, Andy Hamilton, LSU, 1971 Sun Bowl

Receiving Touchdowns

ISU: 2, Todd Blythe vs. TCU, 2005 EV1.net Bowl;
Chris Anthony vs. Pittsburgh, 2000 Insight.com Bowl;
Ike Harris vs. Georgia Tech, 1972 Liberty Bowl
Opp: 2, Antonio Bryant, Pittsburgh, 2000 Insight.com Bowl

Longest Reception

ISU: 69*, Ernst Brun vs. Tulsa, 2012 Liberty Bowl
Opp: 86*, by Brandon Coleman, Rutgers, 2011 Pinstripe Bowl

Total Offense

ISU: 299, Sage Rosenfels vs. Pittsburgh, 2000 Insight.com Bowl
Opp: 364, John Turman, Pittsburgh, 2000 Insight.com Bowl

Points Scored

ISU: 12, Todd Blythe vs. TCU, 2005 EV1.net Bowl;
Chris Anthony vs. Pittsburgh, 2000 Insight.com Bowl
Ike Harris vs. Georgia Tech, 1972 Liberty Bowl
Opp: 18, twice

⇒DEFENSE - INDIVIDUAL

Total Tackles

ISU: 19, A.J. Klein vs. Tulsa, 2012 Liberty Bowl
Opp: 15, Kim Royston, Minnesota, 2009 Insight Bowl;
Ramon Walker, Pittsburgh, 2000 Insight.com Bowl

Tackles For Loss (Since 1977)

ISU: 5, Jason Berryman vs. TCU, 2005 EV1.net Bowl
Opp: 4, Chase Ortiz, TCU, 2005 EV1.net Bowl

Sacks (Since 2000)

ISU: 5, Jason Berryman vs. TCU, 2005 EV1.net Bowl
Opp: 3, Chase Ortiz, TCU, 2005 EV1.net Bowl

Fumbles Forced

ISU: 1, Seven times
Opp: 1, Six times

Fumbles Recovered

ISU: 2, Nik Moser vs. TCU, 2005 EV1.net Bowl
Opp: 2, Lloyd Frye, LSU, 1971 Sun Bowl

Interceptions

ISU: 1, Eight times
Opp: 2, Kyle Theret, Minnesota, 2009 Insight Bowl

⇒SPECIAL TEAMS - INDIVIDUAL

Punt Returns

ISU: 4, Todd Miller vs. Boise State, 2002 Humanitarian Bowl
Opp: 5, Tim Gilligan, Boise State, 2002 Humanitarian Bowl

Punt Return Yards

ISU: 72, JaMaine Billups vs. Pittsburgh, 2000 Insight.com Bowl
Opp: 76, Cory Rodgers, TCU, 2005 EV1.net Bowl

BOWL GAME RECORDS

Longest Punt Return

ISU: 72*, JaMaine Billups vs. Pittsburgh, 2000 Insight.com Bowl
Opp: 44, Ryne Robinson, Miami (Ohio), 2004 Independence Bowl

Kickoff Returns

ISU: 5, Willie Jones vs. Georgia Tech, 1972 Liberty Bowl
Opp: 6, Torrie Cox, Pittsburgh, 2000 Insight.com Bowl

Kickoff Return Yards

ISU: 166, Willie Jones vs. Georgia Tech, 1972 Liberty Bowl
Opp: 92, Torrie Cox, Pittsburgh, 2000 Insight.com Bowl

Longest Kickoff Return

ISU: 93*, Willie Jones vs. Georgia Tech, 1972 Liberty Bowl
Opp: 46, Brock Forshey, Boise State, 2002 Humanitarian Bowl

Punts

ISU: 9, Doug Keown vs. LSU, 1971 Sun Bowl
Opp: 8, three times

Punt Yards

ISU: 337, Troy Blankenship vs. TCU, 2005 EV1.net Bowl
Opp: 363, Mike Wafzig, Miami (Ohio), 2004 Independence Bowl

Punt Average

ISU: 47.3, Tony Yelk vs. Alabama, 2001 Independence Bowl
Opp: 49.7, Justin Doerner, Rutgers, 2011 Pinstripe Bowl

Field Goals Made

ISU: 2, Two times
Opp: 2, Three times

Field Goals Attempted

ISU: 5, Tony Yelk vs. Alabama, 2001 Independence Bowl
Opp: 3, San San Te, Rutgers, 2011 Pinstripe Bowl

Longest Field Goal

ISU: 46, Zach Guyer vs. Rutgers, 2011 Pinstripe Bowl
Opp: 44, Peter Lococo, TCU, 2005 EV1.net Bowl

Blocked Kicks

ISU: 1, Anthony Forrest vs. Boise State, 2002 Humanitarian Bowl;
Tim Dobbins vs. Miami (Ohio), 2004 Independence Bowl
Opp: 1, Three times

*Touchdown

⇨ OFFENSE - TEAM

Most Points Scored

ISU: 37 vs. Pittsburgh, 2000 Insight.com Bowl
Opp: 34, Boise State, 2002 Humanitarian Bowl



JaMaine Billups owns the school record for longest punt return in a bowl game with a 72-yard return for a TD in the 2000 Insight.com Bowl.

Most Points Scored, Quarter

ISU: 20 vs. Pittsburgh (2Q), 2000 Insight.com Bowl
Opp: 14, twice

Most Points Scored, Half

ISU: 27 vs. Pittsburgh (1H), 2000 Insight.com Bowl
Opp: 27, two times

Rushing Attempts

ISU: 59 vs. Miami (Ohio), 2004 Independence Bowl
Opp: 60, Tulsa, 2012 Liberty Bowl

Rushing Yards

ISU: 295 vs. Miami (Ohio), 2004 Independence Bowl
Opp: 322, Texas A&M, 1978 Hall of Fame Bowl

Rushing Touchdowns

ISU: 2, twice
Opp: 4, twice

Pass Attempts

ISU: 42, twice
Opp: 44, Miami (Ohio), 2004 Independence Bowl

Pass Completions

ISU: 25 vs. Alabama, 2001 Independence Bowl
Opp: 21, TCU, 2005 EV1.net Bowl

Passing Yards

ISU: 308 vs. Pittsburgh, 2000 Insight.com Bowl
Opp: 347, Pittsburgh, 2000 Insight.com Bowl

Passing Touchdowns

ISU: 3 vs. TCU, 2005 EV1.net Bowl
Opp: 3, twice

First Downs

ISU: 27 vs. N.C. State, 1977 Peach Bowl
Opp: 23, twice



Sage Rosenfels was named offensive MVP of the 2000 Insight.com Bowl after throwing an ISU-Bowl-Record 308 yards.

BOWL GAME RECORDS

Total Offense

ISU: 456 vs. Alabama, 2001 Independence Bowl
Opp: 491, Pittsburgh, 2000 Insight.com Bowl

⇒DEFENSE - TEAM

Fewest Points Allowed

ISU: 13 vs. Minnesota, 2009 Insight Bowl;
vs. Miami (Ohio), 2004 Independence Bowl
Opp: 12, Texas A&M, 1978 Hall of Fame Bowl

Sacks (Since 2000)

ISU: 6 vs. TCU, 2005 EV1.net Bowl
Opp: 5, twice

Fumbles Forced

ISU: 5 vs. Georgia Tech, 1972 Liberty Bowl
Opp: 5, LSU, 1971 Sun Bowl

Fumbles Recovered

ISU: 2, three times
Opp: 4, LSU, 1971 EV1.net Bowl

Interceptions

ISU: 1, eight times
Opp: 2, seven times

Special Teams

Punts

ISU: 9 vs. LSU, 1971 Sun Bowl
Opp: 8, twice

Punt Average

ISU: 42.7 vs. Boise State, 2002 Humanitarian Bowl;
vs. N.C. State, 1977 Peach Bowl
Opp: 49.7, Rutgers, 2011 Insight Bowl

⇒MISCELLANEOUS

Attendance

High: 53,587 in 2012 Liberty Bowl vs. Tulsa



Ernst Brun's 69-yard touchdown reception in the 2012 Liberty Bowl is the longest catch by a Cyclone in a bowl game.

ALL-TIME RESULTS

⇨ 1892 (1-0-1)

Head Coach: Ira C. Brownlie

Captain: Ira C. Brownlie

Date	Opponent	Result
	STATE CENTER	T, 6-6
	DES MOINES Y	W, 30-0

⇨ 1893 (0-3)

Head Coach: W.F. Finney

Captain: Ed Mellinger

Date	Opponent	Result
	GRINNELL	L, 6-36
	CORNELL	L, 6-14
	GRINNELL	L, 2-6

⇨ 1894 (5-1)

Head Coach: Bert German

Captain: Bert German

Date	Opponent	Result
S2	*Fort Dodge	W, 46-0
S3	at Des Moines Y	W, 18-4
S29	at Grinnell	L, 6-12
O1	at Iowa	W, 16-8
O13	at Simpson	W, 28-0
N9	PANORA	W, 66-0

*at Webster City

⇨ 1895 (3-3)

Head Coach: Glenn "Pop" Warner

Captain: Ed Mellinger

Date	Opponent	Result
S15	*at Butte AC	L, 10-12
S28	at Northwestern	W, 36-0
S30	at Wisconsin	L, 6-12
O12	at Sioux City Athletics	W, 6-0
O19	at Minnesota	L, 0-24
O28	at Iowa	W, 24-0

*at Butte, Mont.

⇨ 1896 (8-2)

Coaches: Glenn "Pop" Warner, Bert German

Captain: James W. Wilson

Date	Opponent	Result
S4	*Iowa Falls	W, 46-0
S5	*Cornell	W, 50-0
O2	at Missouri	W, 12-0
O17	*at Des Moines Y	W, 24-16
O24	at Minnesota	L, 6-18
O30	SIMPSON	W, 44-0
N7	#Grinnell	W, 40-0
N19	at Nebraska	L, 4-12
N21	at Des Moines Y	W, 15-0
N28	at Eldora	W, 62-0

*at Eldora; #at Des Moines

⇨ 1897 (3-1)

Coaches: Glenn "Pop" Warner, Bert German

Captain: none

Date	Opponent	Result
O8	NEBRASKA	W, 10-0
O 23	at Minnesota	W, 12-10
O30	at Grinnell	L, 6-12
N5	at Iowa	W, 12-0

⇨ 1898 (3-2)

Head Coach: Glenn "Pop" Warner

Captain: Simon Tarr

Date	Opponent	Result
O1	RUSH MEDICAL	W, 10-0
O8	at Nebraska	L, 10-23
O15	at Kansas	L, 6-11
O22	at Minnesota	W, 6-0
O29	DRAKE	W, 17-16

⇨ 1899 (5-4-1)

Coaches: Glenn "Pop" Warner, Joe Meyers

Captain: C.J. Griffith

Date	Opponent	Result
S16	at Panora	W, 23-0
S30	at Cornell	W, 32-0
O6	NEBRASKA	W, 34-0
O11	at Simpson	W, 18-0
O14	*South Dakota	W, 11-6
O21	at Minnesota	L, 0-6
O28	at Iowa	L, 0-5
N4	#Grinnell	L, 0-15
N11	at Northern Iowa	T, 0-0
N18	at Grinnell	L, 0-6

*at Sioux City; #at Des Moines

⇨ 1900 (2-5-1)

Head Coach: C.E. Woodruff

Captain: L.M. Chambers

Date	Opponent	Result
S29	WILLIAM PENN	W, 16-0
O6	at Minnesota	L, 0-27
O13	at Nebraska	L, 0-30
O27	SIMPSON	T, 0-0
N3	at Grinnell	L, 5-22
N10	at Drake	L, 0-16
N17	NORTHERN IOWA	L, 0-5
N24	CORNELL	W, 17-0

⇨ 1901 (2-6-2)

Head Coach: Edgar Clinton

Captain: William Scholty

Date	Opponent	Result
S28	*Grinnell	T, 0-0
O5	STILL COLLEGE	W, 23-0
O12	at Northern Iowa	T, 0-0
O18	at Iowa	L, 0-6
O26	at Nebraska	L, 0-17
N2	GRINNELL	L, 0-23
N9	at Wisconsin	L, 0-45
N16	DRAKE	L, 5-12
N21	CORNELL	W, 28-12
N28	at Simpson	L, 0-12

*played at Marshalltown

⇨ 1902 (6-3-1)

Head Coach: A.W. Ristine

Captain: Fred Byl

Date	Opponent	Result
S28	STILL COLLEGE	W, 35-0
O4	at Minnesota	L, 0-16
O11	at Northern Iowa	W, 52-0
O18	GRINNELL	W, 23-0
O25	at Cornell	L, 15-17
N1	at Iowa	L, 6-12
N8	COE	W, 53-0
N15	at Drake	T, 0-0
N22	at William Penn	W, 44-0
N28	at Simpson	W, 18-11

⇨ 1903 (8-1)

Head Coach: A.W. Ristine

Captain: Preston Daniels

Date	Opponent	Result
S25	HIGHLAND PARK	W, 16-0
O6	at Omaha Light Guards	W, 18-0
O10	at Minnesota	L, 0-46
O17	COE	W, 36-5
O31	SOUTH DAKOTA	W, 23-0
N7	at Grinnell	W, 41-6
N14	at Simpson	W, 11-2
N20	at Cornell	W, 41-0
N26	at Drake	W, 16-0

⇨ 1904 (7-2)

Head Coach: A.W. Ristine

Captain: Preston Daniels

Date	Opponent	Result
O1	COE	W, 22-0
O8	NORTHERN IOWA	W, 17-0
O15	at Minnesota	L, 0-32
O22	SIMPSON	W, 87-0
O29	at Iowa	L, 6-10
N5	GRINNELL	W, 40-0
N12	DES MOINES COLLEGE	W, 16-0
N18	CORNELL	W, 41-6
N24	at Drake	W, 19-0

⇨ 1905 (6-3)

Head Coach: A.W. Ristine

Captain: Don Stouffer

Date	Opponent	Result
S30	COE	W, 29-0
O7	NORTHERN IOWA	W, 28-0
O14	at Minnesota	L, 0-42
O21	SIMPSON	W, 63-0
N4	at Nebraska	L, 0-21
N11	at Grinnell	W, 38-4
N18	COE	W, 28-6
N24	IOWA	L, 0-8
N30	at Drake	W, 17-12



ALL-TIME RESULTS

⇨ 1906 (9-1)

Head Coach: A.W. Ristine

Captain: R.E. Jeanson

Date	Opponent	Result
S29	CORNELL	W, 81-0
O5	COE	W, 36-0
O6	DES MOINES COLLEGE	W, 45-0
O13	MORNINGSIDE	W, 32-0
O20	at Nebraska	W, 14-2
O27	at Minnesota	L, 4-22
N3	SOUTH DAKOTA	W, 22-0
N17	GRINNELL	W, 25-6
N24	at Iowa	W, 2-0
N29	at Drake	W, 7-0

⇨ 1907 (7-1)

Head Coach: Clyde Williams

Captain: Ralph McElhinney

Date	Opponent	Result
O4	COE	W, 18-0
O12	at Minnesota	L, 0-8
O19	at Morningside	W, 12-0
O26	CORNELL	W, 17-0
N2	at Nebraska	W, 13-10
N9	at Grinnell	W, 49-0
N23	IOWA	W, 20-14
N30	at Drake	W, 13-8

⇨ 1908 (6-3, 2-1 MVC, T2ND)

Head Coach: Clyde Williams

Captain: E.W. Law

Date	Opponent	Result
S26	MORNINGSIDE	W, 18-0
O3	COE	W, 34-0
O10	at Minnesota	L, 10-15
O17	at Cornell	L, 0-6
O24	SOUTH DAKOTA	W, 26-0
O31	at Missouri	W, 16-0
N7	*Nebraska	L, 17-23
N14	GRINNELL	W, 53-0
N26	at Drake	W, 12-6

*at Omaha, Neb.

⇨ 1909 (4-3-1, 1-3-1 MVC, T5TH)

Head Coach: Clyde Williams

Captain: W.H. Willmarth

Date	Opponent	Result
O2	COE	W, 11-5
O9	at Minnesota	L, 0-18
O16	at Grinnell	W, 24-0
O23	MISSOURI	T, 6-6
O30	DES MOINES COLLEGE	W, 23-0
N6	CORNELL	W, 18-6
N13	at Iowa	L, 0-13
N25	at Drake	L, 0-11

⇨ 1910 (4-4, 2-2 MVC, 4TH)

Head Coach: Clyde Williams

Captain: Cliff Scott

Date	Opponent	Result
O1	COE	W, 12-0
O8	at Minnesota	L, 0-49
O15	DES MOINES COLLEGE	W, 17-0
O22	at Missouri	W, 6-5
O29	MORNINGSIDE	L, 0-5
N5	IOWA	L, 0-2
N12	at Nebraska	L, 0-24
N24	at Drake	W, 2-0

⇨ 1911 (6-1-1, 2-0-1 MVC, T1ST)

Head Coach: Clyde Williams

Captain: E.C. Harte

Date	Opponent	Result
S30	at Minnesota	L, 0-5
O7	COE	W, 25-0
O21	MISSOURI	W, 6-3
O28	at Grinnell	W, 21-6
N4	NEBRASKA	T, 6-6
N11	CORNELL	W, 15-0
N18	at Iowa	W, 9-0
N25	at Drake	W, 6-0

⇨ 1912 (6-2, 2-0 MVC, T1ST)

Head Coach: Clyde Williams

Captain: R.L. "Buck" Hurst

Date	Opponent	Result
O5	at Minnesota	L, 0-5
O12	SIMPSON	W, 24-7
O19	at Missouri	W, 29-0
O26	GRINNELL	W, 31-7
N2	MORNINGSIDE	W, 16-3
N9	at Cornell	W, 21-0
N16	IOWA	L, 7-20
N23	at Drake	W, 27-3

⇨ 1913 (4-4, 2-2 MVC, 4TH)

Head Coach: Homer Hubbard

Captain: Lynn Cowan

Date	Opponent	Result
S27	at Grinnell	W, 6-0
O4	at Minnesota	L, 0-25
O18	at Washington (Mo.)	W, 37-7
O25	MISSOURI	L, 13-21
N1	NEBRASKA	L, 9-18
N8	CORNELL	W, 14-0
N15	at Iowa	L, 7-45
N22	at Drake	W, 26-3

⇨ 1914 (4-3, 2-1 MVC, 3RD)

Head Coach: Homer Hubbard

Captain: Lew Reeve

Date	Opponent	Result
O3	COE	W, 27-6
O10	at Minnesota	L, 0-26
O24	at Missouri	W, 6-0
O31	at Nebraska	L, 7-20
N7	CORNELL	W, 69-0
N14	IOWA	L, 6-26
N21	at Drake	W, 52-0

⇨ 1915 (6-2, 2-1 MVC, 3RD)

Head Coach: Charles Mayser

Captain: Edward John

Date	Opponent	Result
S25	ELLSWORTH	W, 31-0
O2	SIMPSON	W, 27-0
O9	at Minnesota	L, 6-9
O16	MISSOURI	W, 14-6
O23	NEBRASKA	L, 0-21
O30	MORNINGSIDE	W, 7-0
N13	at Iowa	W, 16-0
N25	at Drake	W, 28-14

⇨ 1916 (5-2-1, 2-1-1 MVC, 3RD)

Head Coach: Charles Mayser

Captain: Dury Moss

Date	Opponent	Result
S30	NORTHERN IOWA	W, 19-0
O7	HIGHLAND PARK	W, 19-0
O14	KANSAS	W, 13-0
O21	at Missouri	T, 0-0
N4	at Nebraska	L, 0-3
N11	MORNINGSIDE	W, 7-0
N18	IOWA	L, 16-19
N30	at Drake	W, 32-14

⇨ 1917 (5-2, 3-1 MVC, 3RD)

Head Coach: Charles Mayser

Captain: Howard Aldrich

Date	Opponent	Result
S29	SIMPSON	W, 47-0
O6	COE	W, 7-0
O20	MISSOURI	W, 15-0
O27	at Kansas	L, 0-7
N10	KANSAS STATE	W, 10-7
N24	at Iowa	L, 3-6
N29	at Drake	W, 47-0

⇨ 1918 (0-3)*

Head Coach: Charles Mayser

Captain: V.A. "Chick" Heater

Date	Opponent	Result
N9	CAMP DODGE	L, 0-6
N16	at Iowa	L, 0-21
N23	at Kansas State	L, 0-11

*No league standings; Spanish Flu, WWI

⇨ 1919 (5-2-1, 3-1-1 MVC, 2ND)

Head Coach: Charles Mayser

Captain: Gilbert Denfield

Date	Opponent	Result
O4	COE	W, 3-0
O11	GRINNELL	W, 7-0
O18	at Missouri	L, 0-10
O25	KANSAS	T, 0-0
N1	at Nebraska	W, 3-0
N15	KANSAS STATE	W, 46-0
N22	at Iowa	L, 0-10
N27	at Drake	W, 14-0



ALL-TIME RESULTS

⇒ 1920 (4-4, 3-2 MVC, 4TH)

Head Coach: Norman Paine

Captain: Marshall Boyd

Date	Opponent	Result
O2	COE	L, 0-6
O9	at Grinnell	W, 28-0
O16	MISSOURI	L, 2-14
O23	at Kansas	L, 0-7
O30	WASHINGTON (MO.)	W, 24-7
N6	at Creighton	W, 17-0
N13	at Kansas State	W, 17-0
N20	IOWA	L, 10-14

⇒ 1921 (4-4, 3-4 MVC, 6TH)

Head Coach: Maury Kent

Captain: Polly Wallace

Date	Opponent	Result
O1	COE	W, 28-3
O8	GRINNELL	W, 21-3
O15	at Missouri	L, 14-17
O22	KANSAS	L, 7-14
O29	at Washington (Mo.)	L, 0-2
N5	at Drake	W, 7-0
N11	KANSAS STATE	W, 7-0
N19	NEBRASKA	L, 3-35

⇒ 1922 (2-6, 2-4 MVC, 5TH)

Head Coach: Sam Willaman

Captain: Deac Wolters

Date	Opponent	Result
O7	COE	L, 0-24
O14	MISSOURI	L, 3-6
O21	at Grinnell	W, 7-0
O28	WASHINGTON (MO.)	W, 13-0
N4	at Drake	L, 7-14
N11	at Kansas State	L, 2-12
N18	CENTRAL OKLAHOMA	L, 13-14
N25	at Nebraska	L, 6-54

⇒ 1923 (4-3-1, 3-2-1 MVC, 4TH)

Head Coach: Sam Willaman

Captain: Ira Young

Date	Opponent	Result
S29	SIMPSON	W, 14-6
O6	at Minnesota	L, 17-20
O13	at Missouri	W, 2-0
O20	KANSAS STATE	T, 7-7
O27	at Washington (Mo.)	W, 54-7
N3	at Drake	L, 0-21
N17	NEBRASKA	L, 14-26
N24	GRINNELL	W, 13-6

⇒ 1924 (4-3-1, 2-3 MVC, 5TH)

Head Coach: Sam Willaman

Captain: Harry Schmidt

Date	Opponent	Result
S27	NEBRASKA WESLEYAN	W, 23-13
O4	at Wisconsin	L, 0-17
O11	at Kansas	W, 13-10
O18	MISSOURI	L, 0-7
N1	at Kansas State	W, 21-0
N8	at Minnesota	T, 7-7
N15	at Grinnell	L, 13-14
N22	DRAKE	W, 10-0

⇒ 1925 (4-3-1, 3-2-1 MVC, T3RD)

Head Coach: Sam Willaman

Captain: Johnny Behm

Date	Opponent	Result
S26	SIMPSON	W, 28-0
O3	at Wisconsin	L, 0-30
O10	KANSAS	W, 20-0
O24	WASHINGTON (MO.)	W, 28-13
O31	at Missouri	L, 8-23
N7	GRINNELL	T, 9-9
N21	at Drake	W, 7-6
N26	KANSAS STATE	L, 7-13

⇒ 1926 (4-3-1, 3-3-1 MVC, 7TH)

Head Coach: Noel Workman

Captain: Roland "Bud" Coe

Date	Opponent	Result
O4	at Washington (Mo.)	W, 6-0
O9	OKLAHOMA STATE	L, 0-13
O16	at Grinnell	T, 0-0
O23	MISSOURI	L, 3-7
O30	at Nebraska	L, 6-31
N13	DRAKE	W, 13-7
N20	at Kansas State	W, 3-2
N27	at UCLA	W, 20-0



Fans witness Iowa State's 10-0 win over Drake at Clyde Williams Field in 1924.

ALL-TIME RESULTS

⇒1927 (4-3-1, 3-2 MVC, 4TH)

Date	Team	Result	Att.	AP	FD	Rushing			Passing			Total Off.	
						Att	Yds	TD	A-C-I	Yds	TD	Plays	Yds
O1	Iowa State at Nebraska*	L, 0-6	-	-	2	-	-	0	x-4-x	-	0	-	22
			-	-	7	-	-	1	x-3-x	-	0	-	128
O8	Iowa State SIMPSON	W, 26-6	-	-	12	-	293	4	11-4-0	87	0	-	380
			-	-	3	-	35	0	26-13-2	179	1	-	214
O15	Iowa State at Illinois	T, 12-12	-	-	-	-	2	-	-	-	0	-	-
			-	-	-	-	2	-	-	-	0	-	-
O29	Iowa State KANSAS STATE*	W, 12-7	-	-	10	-	180	2	3-1-2	20	0	-	200
			-	-	3	-	44	1	6-3-0	13	0	-	57
N5	Iowa State at Drake*	W, 7-0	-	-	15	-	170	0	15-9	168	1	-	338
			-	-	3	-	61	0	5-3	50	0	-	111
N11	Iowa State MISSOURI*	L, 6-13	-	-	15	-	215	1	8-2	19	0	-	234
			-	-	9	-	138	2	4-3	74	0	-	212
N19	Iowa State GRINNELL*	W, 14-0	-	-	15	-	243	2	14-5-2	54	0	-	297
			-	-	7	-	111	0	11-3-2	49	0	-	160
N24	Iowa State at Marquette	L, 0-34	-	-	-	-	0	-	-	-	0	-	-
			-	-	-	-	3	-	-	-	2	-	-

Head Coach: Noel Workman **Captain:** Walter Weiss

⇒1928 (2-5-1, 2-2-1 BIG SIX, 4TH)

Date	Team	Result	Att.	AP	FD	Rushing			Passing			Total Off.	
						Att	Yds	TD	A-C-I	Yds	TD	Plays	Yds
O6	Iowa State NEBRASKA*	L, 0-12	5,884	-	8	-	135	0	27-7-3	84	0	-	219
				-	12	-	297	2	5-2-1	18	0	-	315
O13	Iowa State at Grinnell	L, 0-3	2,125	-	-	-	0	-	-	0	-	-	-
				-	-	-	0	-	-	0	-	-	-
O20	Iowa State at Missouri*	L, 19-28	6,002	-	8	-	113	1	8-4-1	64	0	-	177
				-	14	-	213	4	16-6-0	109	0	-	322
O27	Iowa State at Kansas*	T, 0-0	4,721	-	9	-	260	0	9-1-2	4	0	-	264
				-	5	-	80	0	11-6-0	69	0	-	149
N3	Iowa State OKLAHOMA*	W, 13-0	4,875	-	7	-	149	1	3-2-0	34	1	-	183
				-	11	-	127	0	17-5-2	42	0	-	169
N17	Iowa State KANSAS STATE*	W, 7-0	2,163	-	12	-	178	1	0-0-0	0	0	-	178
				-	4	-	70	0	4-1-0	8	0	-	78
N24	Iowa State at Drake	L, 0-18	10,294	-	7	-	104	0	18-4-3	67	0	-	171
				-	12	-	222	2	14-4-1	49	1	-	271
N29	Iowa State at Marquette	L, 0-6	7,779	-	-	-	0	-	-	0	-	-	-
				-	-	-	1	-	-	0	-	-	-

Head Coach: Noel Workman **Captain:** Harry Lindblom

⇒1929 (1-7, 0-5 BIG SIX, 6TH)

Date	Opponent	Result	Att.	AP	FD	Rushing			Passing			Total Off.	
						Att	Yds	TD	A-C-I	Yds	TD	Plays	Yds
O5	Iowa State GRINNELL	W, 27-7	3,493	-	14	-	243	3	4-4-0	69	1	-	312
				-	8	-	23	0	20-6-1	76	1	-	99
O12	Iowa State MISSOURI*	L, 0-19	4,011	-	4	-	62	0	8-1-3	7	0	-	69
				-	15	-	207	2	10-4-2	70	0	-	277
O18	Iowa State at Marquette	L, 6-14	14,162	-	13	-	155	1	8-2-1	62	0	-	217
				-	6	-	204	2	1-0-0	0	0	-	204
O26	Iowa State KANSAS*	L, 0-33	5,277	-	6	-	78	0	3-2-0	40	0	-	118
				-	23	-	294	4	11-3-2	45	1	-	339
N2	Iowa State at Oklahoma*	L, 7-21	3,239	-	10	-	93	0	16-6-3	115	1	-	208
				-	6	-	168	1	8-4-3	65	1	-	233
N9	Iowa State at Kansas State*	L, 2-3	3,998	-	-	-	38	39	3-1-0	4	0	41	43
				-	-	-	59	77	3-0-0	0	0	62	77
N16	Iowa State DRAKE	L, 0-7	9,950	-	8	43	148	0	14-4-2	13	0	57	161
				-	8	50	123	0	12-4-2	48	1	62	171
N28	Iowa State at Nebraska*	L, 12-31	11,149	-	10	-	68	1	18-8-5	115	1	-	183
				-	21	-	221	3	14-9-0	99	2	-	320

Head Coach: Noel Workman **Captains:** Harry Johnson, Ed Schlenker



ALL-TIME RESULTS

⇒ 1930 (0-9, 0-5 BIG SIX, 6TH)

Date	Opponent	Result	Att.	AP	FD	Rushing			Passing			Total Off.	
						Att	Yds	TD	A-C-I	Yds	TD	Plays	Yds
O4	Iowa State at Illinois	L, 0-7	32,718	-	4	-	137	0	6-0	0	0	-	137
O18	Iowa State NEBRASKA*	L, 12-14	5,611	-	11	-	68	1	15-8-4	194	1	-	262
O25	Iowa State at Kansas*	L, 6-20	6,214	-	6	-	95	1	12-5-3	67	0	-	162
N1	Iowa State OKLAHOMA*	L, 13-19	4,645	-	9	-	168	0	11-3-1	57	1	-	222
N8	Iowa State at Missouri*	L, 0-14	4,488	-	10	-	154	0	21-3-5	35	0	-	189
N15	Iowa State KANSAS STATE*	L, 0-13	3,320	-	8	-	102	0	11-4-4	22	0	-	124
N22	Iowa State at Drake	L, 19-20	8,079	-	15	-	264	2	7-3-1	53	0	-	317
N29	Iowa State at Loyola (La.)	L, 7-14	8,000	-	-	-	1	14-4	75	0	-	-	
D6	Iowa State at Rice	L, 7-13	10,000	-	-	-	1	7-2	2	0	-	-	

Head Coach: Noel Workman **Captain:** Maynard Spear

⇒ 1931 (5-3, 3-1 BIG SIX, 2ND)

Date	Opponent	Result	Att.	AP	FD	Rushing			Passing			Total Off.	
						Att	Yds	TD	A-C-I	Yds	TD	Plays	Yds
S26	Iowa State SIMPSON	W, 6-0	4,116	-	8	-	131	1	6-1-0	23	0	-	154
O3	Iowa State at Morningside	W, 20-6	4,000	-	-	-	185	3	3-0	0	0	-	185
O9	Iowa State at Detroit	L, 0-20	18,000	-	3	-	0	8-1-3	12	0	-	-	
O24	Iowa State MISSOURI*	W, 20-0	5,589	-	15	-	273	3	11-3-2	28	0	-	301
O31	Iowa State at Oklahoma*	W, 13-12	4,426	-	4	-	63	2	9-1-3	56	0	-	119
N7	Iowa State KANSAS STATE*	W, 7-6	4,396	-	4	-	74	0	3-1-1	48	1	-	122
N14	Iowa State DRAKE	L, 6-7	8,472	-	9	-	24	1	17-7-1	97	0	-	121
N21	Iowa State at Nebraska*	L, 0-23	11,977	-	5	-	9	0	6-1-2	15	0	-	266

Head Coach: George Veenker **Captain:** Robert Bowmen

⇒ 1932 (3-4-1, 0-4-1 BIG SIX, 6TH)

Date	Opponent	Result	Att.	AP	FD	Rushing			Passing			Total Off.	
						Att	Yds	TD	A-C-I	Yds	TD	Plays	Yds
S24	Iowa State SIMPSON	W, 21-0	2,333	-	10	-	220	2	8-1	15	0	-	235
O1	Iowa State MORNINGSIDE	W, 32-0	2,297	-	5	-	90	0	2-2-0	22	0	-	112
O8	Iowa State at Nebraska*	L, 6-12	9,222	-	5	-	69	0	10-2-2	41	1	-	110
O15	Iowa State KANSAS*	L, 0-26	4,483	-	2	-	88	0	6-1-1	10	0	-	98
O22	Iowa State at Missouri*	T, 0-0	6,000	-	6	-	76	0	8-1-2	-	0	-	-
N5	Iowa State at Kansas State*	L, 0-31	5,574	-	9	-	131	0	9-3-1	41	0	-	172
N12	Iowa State OKLAHOMA*	L, 12-19	1,620	-	17	-	163	1	12-6	92	1	-	255
N19	Iowa State DRAKE	W, 34-13	2,679	-	14	-	187	3	18-8-1	151	2	-	338

Head Coach: George Veenker **Captain:** Dick Grefe



ALL-TIME RESULTS

⇒1933 (3-5-1, 1-4 BIG SIX, 5TH)

Date	Opponent	Result	Att.	AP	FD	Rushing			Passing			Total Off.	
						Att	Yds	TD	A-C-I	Yds	TD	Plays	Yds
S23	Iowa State	W, 14-0	4,067	-	16	-	241	2	2-0-0	0	0	-	241
	CENTRAL			-	7	-	61	0	8-4-0	28	0	-	89
S29	Iowa State at Denver	W, 18-13	5,000	-	-	-	3	-	-	-	0	-	-
				-	-	-	2	-	-	-	0	-	-
O14	Iowa State NEBRASKA*	L, 0-20	5,209	-	1	-	16	0	6-1-2	-	0	-	-
				-	20	-	364	2	17-5-2	-	1	-	-
O21	Iowa State at Oklahoma*	L, 7-19	8,081	-	3	-	37	1	9-0-3	0	0	-	37
				-	13	-	184	2	19-5-2	80	1	-	264
O28	Iowa State MISSOURI*	W, 14-7	3,555	-	13	-	218	2	8-4-1	47	0	-	265
				-	13	-	159	0	12-4-2	55	1	-	214
N4	Iowa State at Iowa	L, 7-27	15,685	-	5	-	57	0	15-5-3	61	1	-	118
				-	12	-	266	4	0-0-0	0	0	-	266
N11	Iowa State KANSAS STATE*	L, 0-7	3,100	-	1	-	57	0	5-1-0	3	0	-	60
				-	14	-	266	1	5-2-0	10	0	-	276
N18	Iowa State at Kansas*	L, 6-20	6,200	-	8	-	93	1	29-8-4	68	0	-	161
				-	8	-	251	2	9-1-3	30	1	-	281
N25	Iowa State at Drake	T, 7-7	7,019	-	10	-	146	1	19-9-0	146	0	-	292
				-	13	-	223	1	6-1-2	3	0	-	226

Head Coach: George Veenker **Captain:** Magnus Lichter

⇒1934 (5-3-1, 1-3-1 BIG SIX, 5TH)

Date	Opponent	Result	Att.	AP	FD	Rushing			Passing			Total Off.	
						Att	Yds	TD	A-C-I	Yds	TD	Plays	Yds
S29	Iowa State	W, 23-3	3,534	-	19	-	357	3	7-2-2	18	0	-	375
	LUTHER			-	2	-	(-33)	0	7-2-2	56	0	-	23
O6	Iowa State GRINNELL	W, 26-6	3,921	-	18	-	196	4	14-4-1	49	0	-	245
				-	6	-	86	1	9-1-2	15	0	-	101
O13	Iowa State at Missouri*	W, 13-0	5,458	-	9	-	152	1	10-2-2	37	1	-	189
				-	6	-	66	0	12-3-2	31	0	-	97
O20	Iowa State IOWA	W, 31-6	16,576	-	8	-	157	4	6-3-1	30	0	-	187
				-	7	-	92	1	11-5-2	72	0	-	164
O27	Iowa State at Nebraska*	L, 6-7	24,320	-	13	-	203	1	9-0-4	0	0	-	203
				-	9	-	186	0	6-1-1	46	1	-	232
N3	Iowa State KANSAS*	T, 0-0	5,843	-	3	-	92	0	5-2-1	20	0	-	112
				-	10	-	174	0	6-1-1	4	0	-	178
N10	Iowa State at Oklahoma*	L, 0-12	8,000	-	2	-	10	0	6-0-4	0	0	-	10
				-	9	-	190	1	6-0-0	0	0	-	190
N17	Iowa State DRAKE	W, 33-12	5,870	-	13	-	250	3	12-5-3	131	2	-	381
				-	10	-	151	2	7-3-1	24	0	-	175
N24	Iowa State at Kansas State*	L, 0-20	7,800	-	6	-	57	0	11-3-3	37	0	-	94
				-	11	-	211	1	12-5-1	101	2	-	312

Head Coach: George Veenker **Captain:** Don Theophilus

⇒1935 (2-4-3, 1-3-1 BIG SIX, 5TH)

Date	Opponent	Result	Att.	AP	FD	Rushing			Passing			Total Off.	
						Att	Yds	TD	A-C-I	Yds	TD	Plays	Yds
S28	Iowa State	T, 6-6	3,918	-	8	-	108	0	12-2-6	6	0	-	114
	CORNELL			-	7	-	84	0	14-8-2	112	1	-	196
O5	Iowa State NEBRASKA*	L, 7-20	9,349	-	3	-	96	0	8-0-3	0	0	-	96
				-	14	-	240	2	8-0-2	0	0	-	240
O12	Iowa State UPPER IOWA	W, 23-0	3,610	-	16	-	339	3	11-2-3	27	0	-	366
				-	3	-	89	0	8-1-0	3	0	-	92
O19	Iowa State at Oklahoma*	L, 0-16	10,407	-	3	-	37	0	19-6-0	51	0	-	88
				-	18	-	328	2	5-1-0	28	0	-	356
O26	Iowa State MISSOURI*	T, 6-6	7,315	-	5	-	36	1	16-7	95	0	-	131
				-	14	-	169	0	15-3	46	0	-	215
N2	Iowa State at Marquette	L, 12-28	8,318	-	6	-	81	0	10-3-1	-	2	-	-
				-	16	-	259	3	19-6-0	-	1	-	-
N9	Iowa State KANSAS STATE*	L, 0-6	3,832	-	10	-	46	0	33-22-2	155	0	-	201
				-	10	-	159	0	3-1-1	50	1	-	209
N16	Iowa State at Drake	T, 7-7	7,533	-	3	-	77	0	15-3-1	18	1	-	95
				-	5	-	103	1	17-5-2	61	0	-	164
N23	Iowa State at Kansas*	W, 21-12	7,697	-	8	-	103	2	29-12-2	142	1	-	245
				-	15	-	145	1	31-14-3	171	0	-	316

Head Coach: George Veenker **Captain:** Ike Hayes



ALL-TIME RESULTS

⇒1936 (3-3-2, 1-3-1 BIG SIX, 5TH)

Date	Opponent	Result	Att.	AP	FD	Rushing			Passing			Total Off.	
						Att	Yds	TD	A-C-I	Yds	TD	Plays	Yds
S26	Iowa State NORTHERN IOWA	T, 0-0	2,973	-	4	-	88	0	13-4-1	23	0	-	111
O3	Iowa State at Nebraska*	L, 0-34	27,172	-	6	-	71	0	7-1-4	8	0	-	79
O10	Iowa State KANSAS*	W, 21-7	5,087	-	12	-	185	1	22-12-1	153	1	-	338
O17	Iowa State CORNELL	W, 38-0	4,090	-	13	-	179	3	19-10-0	131	1	-	310
O24	Iowa State at Missouri*	L, 0-10	8,642	-	5	-	54	0	13-5-2	32	0	-	86
O31	Iowa State OKLAHOMA*	T, 7-7	7,512	-	2	-	13	0	5-4-1	16	1	-	29
N14	Iowa State at Kansas State*	L, 7-47	8,727	-	5	-	5	0	23-3-3	51	0	-	56
N21	Iowa State DRAKE	W, 21-7	7,383	-	18	-	236	2	17-7-2	65	0	-	301
				-	12	-	147	1	13-5-3	50	0	-	197

Head Coach: George Veenker **Captain:** Clarence Gustine

⇒1937 (3-6-1, 1-4 BIG SIX, 15TH)

Date	Opponent	Result	Att.	ISU	FD	Rushing			Passing			Total Off.	
						Att	Yds	TD	A-C-I	Yds	TD	Plays	Yds
S25	Iowa State NORTHERN IOWA	W, 14-12	5,096	-	5	-	68	0	6-5-0	80	2	-	148
O2	Iowa State at Northwestern	L, 0-33	37,673	-	5	-	(-4)	0	11-4-1	75	0	-	71
O9	Iowa State NEBRASKA*	L, 7-20	7,756	-	7	-	71	1	9-3-2	42	0	-	113
O16	Iowa State at Kansas*	L, 6-14	5,511	-	5	-	11	1	11-6-2	84	0	-	95
O23	Iowa State at Drake	L, 0-30	8,781	-	2	-	62	0	11-2-2	34	0	-	96
O30	Iowa State MISSOURI*	L, 0-12	9,082	-	8	-	40	0	7-3-0	49	0	-	89
N6	Iowa State at Oklahoma*	L, 7-33	8,194	-	6	27	37	0	14-4	37	1	41	74
N13	Iowa State at Marquette	W, 3-0	4,897	-	12	-	131	0	10-4-0	26	0	-	157
N20	Iowa State KANSAS STATE*	W, 13-7	3,157	-	7	-	124	2	6-3-2	23	0	-	147
				-	7	-	134	0	8-2-1	69	1	-	203

Head Coach: Jim Yeager **Captain:** Clarence Dee

⇒1938 (7-1-1, 3-1-1 BIG SIX, 2ND)

Date	Opponent	Result	Att.	AP	FD	Rushing			Passing			Total Off.	
						Att	Yds	TD	A-C-I	Yds	TD	Plays	Yds
S23	Iowa State at Denver	W, 14-7	14,784	-	14	-	182	1	10-5	75	1	-	257
O1	Iowa State LUTHER	W, 32-7	7,445	-	24	-	247	5	13-5-1	110	0	-	357
O8	Iowa State at Nebraska*	W, 8-7	28,468	-	9	-	82	1	14-7-1	60	0	-	142
O15	Iowa State at Missouri*	W, 16-13	8,873	-	5	-	108	1	4-2-1	23	1	-	131
O22	Iowa State KANSAS*	W, 21-7	14,076	-	13	-	181	2	12-7-0	75	1	-	256
O29	Iowa State at Marquette	W, 7-0	7,070	-	9	-	172	0	16-4-0	22	1	-	194
N5	Iowa State DRAKE	W, 14-0	15,937	18	18	-	287	2	8-3-2	32	0	-	319
N12	Iowa State at Kansas State*	T, 13-13	11,400	-	12	-	41	0	25-13-2	178	2	-	219
N19	Iowa State OKLAHOMA*	L, 0-10	17,864	-	8	-	83	0	13-8-2	78	0	-	203
				7	7	-	51	1	21-8-1	111	0	-	162

Head Coach: Jim Yeager **Captains:** Ed Bock, Everett Kischer



ALL-TIME RESULTS

⇒ 1939 (2-7, 1-4 BIG SIX, T4TH)

Date	Opponent	Result	Att.	AP	FD	Rushing			Passing			Total Off.	
						Att	Yds	TD	A-C-I	Yds	TD	Plays	Yds
S23	Iowa State COE	W, 19-0	7,873	-	-	-	-	0	-	-	2	-	-
S29	Iowa State at Denver	L, 0-6	14,487	-	-	-	-	0	-	-	0	-	-
O7	Iowa State at Kansas*	L, 0-14	8,043	-	11	-	-	0	18-4-1	-	0	-	80
O14	Iowa State NEBRASKA*	L, 7-10	11,770	-	5	-	116	1	14-3-5	25	0	-	141
O21	Iowa State at Drake	L, 0-7	9,150	-	7	-	160	0	13-5-0	27	0	-	187
O28	Iowa State MISSOURI*	L, 6-21	11,962	-	6	-	106	1	9-2-2	31	0	-	137
N4	Iowa State at Oklahoma*	L, 6-38	20,417	-	8	-	63	0	15-3-3	61	1	-	124
N11	Iowa State at Marquette	L, 2-21	11,464	-	5	-	16	0	x-8-1	58	0	-	74
N18	Iowa State KANSAS STATE*	W, 10-0	5,339	-	12	-	158	0	4-3-0	41	1	-	199
				-	18	-	120	0	17-12-1	158	0	-	278

Head Coach: Jim Yeager **Captain:** Marty Boswell

⇒ 1940 (4-5, 2-3 BIG SIX, 4TH)

Date	Opponent	Result	Att.	AP	FD	Rushing			Passing			Total Off.	
						Att	Yds	TD	A-C-I	Yds	TD	Plays	Yds
S21	Iowa State LUTHER	W, 27-0	7,249	-	15	-	255	3	18-7-3	62	0	-	317
S27	Iowa State at Denver	L, 7-14	13,651	-	6	-	101	1	9-5-1	28	0	-	129
O5	Iowa State KANSAS*	W, 7-0	7,491	-	6	-	78	1	3-0-1	0	0	-	78
O11	Iowa State at Marquette	L, 25-41	11,389	-	15	-	92	3	17-9-1	182	1	-	274
O19	Iowa State at Missouri*	L, 14-30	12,457	-	15	-	115	2	23-13-2	136	0	-	251
O26	Iowa State OKLAHOMA*	L, 7-20	11,424	-	12	-	165	0	15-6-1	66	1	-	231
N9	Iowa State DRAKE	W, 7-6	5,444	-	8	-	162	1	8-2-1	55	0	-	217
N16	Iowa State at Kansas State*	W, 12-0	7,936	-	6	-	27	1	7-3-0	52	0	-	79
N23	Iowa State at Nebraska*	L, 12-21	17,541	-	6	-	53	1	12-9-0	122	0	-	175
				8	17	-	278	3	8-3-0	40	0	-	318

Head Coach: Jim Yeager **Captain:** Tom Smith

⇒ 1941 (2-6-1, 0-4-1 BIG SIX, 5TH)

Date	Opponent	Result	Att.	AP	FD	Rushing			Passing			Total Off.	
						Att	Yds	TD	A-C-I	Yds	TD	Plays	Yds
S26	Iowa State at Denver	W, 7-6	14,137	-	-	-	184	1	6-0-3	0	0	-	184
O4	Iowa State NEBRASKA*	L, 0-14	12,413	-	12	-	23	0	20-16-3	103	0	-	126
O18	Iowa State MISSOURI*	L, 13-39	12,207	-	6	-	50	1	26-11-3	135	1	-	185
O25	Iowa State at Kansas*	L, 0-13	5,534	-	10	-	90	0	14-6-3	119	0	-	209
N1	Iowa State SOUTH DAKOTA	W, 27-0	4,346	-	14	-	191	2	9-5-1	46	0	-	237
N8	Iowa State at Oklahoma*	L, 0-55	14,633	-	3	-	22	0	26-8	67	0	-	89
N15	Iowa State at Drake	L, 13-14	5,282	-	11	-	135	2	18-9-1	126	0	-	261
N22	Iowa State KANSAS STATE*	T, 12-12	4,381	-	12	-	102	1	17-8-2	73	0	-	175
N29	Iowa State at Marquette	L, 13-28	3,806	-	12	-	205	0	10-3-1	11	1	-	216
				-	-	-	1	-	-	0	-	-	-
				-	-	-	2	-	-	2	-	-	-

Head Coach: Ray Donels **Captain:** LaVerne "Butch" Lewis



ALL-TIME RESULTS

⇒1942 (3-6, 1-4 BIG SIX, T5TH)

Date	Opponent	Result	Att.	AP	FD	Rushing			Passing			Total Off.	
						Att	Yds	TD	A-C-I	Yds	TD	Plays	Yds
S25	Iowa State at Denver	W, 7-0	7,073	-	-	-	-	1	-	0	-	-	-
O3	Iowa State at Nebraska*	L, 0-26	14,472	-	7	-	104	0	11-3-6	50	0	-	154
O10	Iowa State MARQUETTE	L, 12-34	6,507	-	18	-	109	1	23-8-2	82	1	-	191
O17	Iowa State DRAKE	W, 29-6	6,081	-	16	-	320	3	10-4-3	36	0	-	356
O24	Iowa State at Missouri*	L, 6-45	7,094	-	16	-	100	1	28-14-3	152	0	-	252
O31	Iowa State OKLAHOMA*	L, 7-14	7,720	-	9	-	67	1	10-5-2	40	0	-	107
N6	Iowa State at Villanova	L, 7-32	8,827	-	9	-	132	1	19-5-2	57	0	-	189
N14	Iowa State KANSAS*	W, 20-13	4,217	-	11	-	160	2	11-5-1	48	1	-	208
N21	Iowa State at Kansas State*	L, 6-7	4,180	-	14	-	92	1	30-17-2	168	0	-	260
				-	8	-	118	0	5-2-3	14	1	-	132

Coaches: Ray Donels, Mike Michalske **Captain:** Royal Lohry

⇒1943 (4-4, 3-2 BIG SIX, 3RD)

Date	Opponent	Result	Att.	AP	FD	Rushing			Passing			Total Off.	
						Att	Yds	TD	A-C-I	Yds	TD	Plays	Yds
O2	Iowa State IOWA PRE-FLIGHT	L, 13-33	5,374	-	7	31	158	1	23-10-5	96	1	54	254
O9	Iowa State at Kansas*	W, 13-6	3,992	-	9	-	173	0	16-11-1	87	2	-	260
O16	Iowa State NEBRASKA*	W, 27-6	5,480	-	6	41	153	2	11-4-2	98	2	52	251
O23	Iowa State at Ottumwa Pre-Flight	L, 12-13	2,712	-	6	31	139	1	23-10-1	72	1	54	211
O30	Iowa State at Oklahoma*	L, 7-21	5,170	-	13	59	162	1	15-6-0	65	0	74	227
N6	Iowa State MISSOURI*	L, 7-25	4,490	-	6	36	115	0	9-3-5	51	1	45	166
N13	Iowa State DRAKE	W, 20-0	4,750	-	12	39	101	2	24-8-3	110	1	63	211
N20	Iowa State KANSAS STATE*	W, 48-0	3,772	-	16	46	261	3	15-4-1	64	0	44	76
				-	11	37	66	0	30-11-5	151	0	67	217

Head Coach: Mike Michalske **Captain:** None

⇒1944 (6-1-1, 3-1-1 BIG SIX, 2ND)

Date	Opponent	Result	Att.	AP	FD	Rushing			Passing			Total Off.	
						Att	Yds	TD	A-C-I	Yds	TD	Plays	Yds
S30	Iowa State GUSTAVUS ADOLPHUS	W, 49-0	3,864	-	14	49	369	5	22-13-1	145	2	71	514
O7	Iowa State DOANE	W, 59-0	3,461	-	13	44	373	8	6-3-0	21	1	50	394
O14	Iowa State KANSAS*	W, 25-0	4,650	-	15	54	173	2	22-11-1	151	2	61	324
O21	Iowa State at Missouri*	T, 21-21	5,281	-	10	-	156	1	12-7-2	53	1	-	209
O28	Iowa State at Kansas State*	W, 14-0	3,102	-	13	-	236	2	16-8	97	0	-	333
N4	Iowa State OKLAHOMA*	L, 7-12	8,474	-	7	36	173	1	8-3-0	22	0	44	195
N11	Iowa State at Nebraska*	W, 19-6	7,263	-	15	-	288	3	4-2-0	21	0	-	309
N18	Iowa State DRAKE	W, 9-0	5,142	-	15	-	208	1	9-2-0	19	0	-	137
				-	12	-	203	0	6-2-0	40	0	-	243

Head Coach: Mike Michalske **Captain:** None




ALL-TIME RESULTS

⇒ 1945 (4-3-1, 2-2-1 BIG SIX, 3RD)

Date	Opponent	Result	Att.	AP	FD	Rushing			Passing			Total Off.	
						Att	Yds	TD	A-C-I	Yds	TD	Plays	Yds
S22	Iowa State at Northwestern	L, 6-18	34,725	-	9	-	58	1	14-7-1	105	0	-	163
S29	Iowa State NORTHERN IOWA	W, 48-13	4,940	-	12	42	245	6	15-5-1	89	1	57	334
O6	Iowa State at Kansas*	T, 13-13	6,875	-	12	-	125	1	25-13-4	173	1	-	298
O13	Iowa State MISSOURI*	L, 7-13	8,157	-	8	42	171	1	19-5-5	54	0	61	225
O20	Iowa State NEBRASKA*	W, 27-7	11,699	-	12	48	443	4	15-5-2	45	0	54	488
N3	Iowa State KANSAS STATE*	W, 40-13	5,572	-	12	49	161	3	19-11-1	156	3	68	317
N10	Iowa State at Oklahoma*	L, 7-14	13,163	-	11	58	122	1	21-9-1	133	0	79	255
N17	Iowa State at Drake	W, 8-6	8,442	-	10	37	164	0	8-3-2	36	1	45	200
				-	6	27	126	0	9-2-2	56	1	36	182

Head Coach: Mike Michalske **Captain:** None



The 1944 Cyclones, coached by Mike Michalske, finished with a 6-1-1 record, shutting out five opponents and allowing just 39 points all season.

1946 (2-6-1, 1-4 BIG SIX, 5TH)

Date	Team	Result	Att.	AP	Rushing				Passing			Total Off.		
					FD	Att	Yds	TD	A-C-I	Yds	TD	Plays	Yds	
S21	Iowa State at Colorado	L, 7-13	13,787	-	6	25	30	0	32-9-2	83	1	57	113	
				-	8	47	105	2	9-5-0	60	0	56	165	
S28	Iowa State at Northwestern	L, 9-41	37,186	-	8	39	126	0	13-0-0	35	1	52	161	
				-	16	49	253	4	11-6-1	199	3	60	452	
O5	Iowa State NORTHERN IOWA	W, 20-18	10,379	-	9	46	122	0	27-14-2	143	2	73	265	
				-	6	51	199	2	2-1-0	27	1	53	226	
O12	Iowa State KANSAS*	L, 8-24	10,074	-	11	34	119	0	18-8-3	208	1	52	327	
				-	12	58	230	2	4-1-1	23	1	62	253	
O19	Iowa State at Missouri*	L, 13-33	17,011	-	14	43	145	2	31-9-0	110	0	74	255	
				-	8	45	242	4	11-3-2	69	1	56	311	
O26	Iowa State OKLAHOMA*	L, 0-63	15,176	-	5	33	104	0	17-4-2	43	0	50	147	
				-	14	15	55	398	8	14-9-0	130	1	69	528
N2	Iowa State at Kansas State*	W, 13-7	10,988	-	14	64	220	2	17-9-2	98	0	81	318	
				-	8	34	144	1	8-4-3	42	0	42	186	
N9	Iowa State DRAKE	T, 7-7	9,116	-	17	53	229	1	13-5-3	55	0	66	284	
				-	13	56	117	0	4-2-1	17	0	60	177	
N16	Iowa State at Nebraska*	L, 0-33	25,749	-	-	38	148	0	13-3-2	29	0	51	177	
				-	15	65	274	3	10-8-0	60	2	75	334	

Head Coach: Mike Michalske **Captain:** None

Offense - LE Dean Laun, LT Lou Bosnyak, LG Fred Schneider, C James Riding, RG Norman Anderson, RT Harle Rollingar, RE Bob Jensen, QB Don Ferguson, LH Webb Halbert, RH Vic Weber, FB Ray Klootwyk

BY QUARTERS						RUSHING						PASSING															
	1	2	3	4	OT	Total	Player	G	Att	Gain	Loss	Net	Avg.	TD	Lg	Gm	Player	No	Yds	Avg.	Lg	TB	FC	I20	Blk		
Iowa State	-	-	-	-	-	77	Howard	-	69	379	44	335	4.86	2	-	-	Norman	46	1632	35.48	-	-	-	-	2		
Opponents	-	-	-	-	-	239	Chauncey	-	64	294	2	292	4.56	0	-	-	Dennis	9	371	41.22	-	-	-	-	1		
TEAM STATISTICS						Iowa State	Opponents																				
FIRST DOWNS						84	101	Norman	-	65	238	66	172	2.65	1	-	-	Ferguson	5	160	32.00	-	-	-	-		
Rushing						52	84	Klootwyk	-	35	140	6	134	3.83	2	-	-	Willer	2	96	48.00	-	-	-	-		
Passing						28	17	Farni	-	38	140	9	131	3.43	0	-	-	Sutherland	2	79	39.50	-	-	-	-		
Penalty						4	0	Don Laun	-	57	110	27	83	2.34	0	-	-	Howard	1	7	7.00	-	-	-	-		
RUSHING YARDAGE						1243	1962	Jensen	-	7	21	0	21	3.00	0	-	-	PUNT RETURNS									
Yards Gained						1442	2264	Dennis	-	7	17	0	17	2.43	0	-	-	Player	No	Yds	Avg.	TD	Lg				
Yards Lost						199	302	Freidl	-	5	15	0	15	3.00	0	-	-	Howard	11	129	11.7	-	-				
Rushing Attempts						375	460	Weber	-	1	4	0	4	4.00	0	-	-	Norman	7	70	10.0	-	-				
Average Per Rush						3.1	4.3	Paulson	-	1	2	0	2	2.00	0	-	-	Ferguson	7	45	6.4	-	-				
Average Per Game						138.1	218.0	Kraus	-	1	0	0	0	0.00	0	-	-	Farni	4	33	8.3	-	-				
Rushing TD						-	-	DeDecker	-	1	0	-1	-1.00	0	-	-	-	Willer	3	33	11.0	-	-				
PASSING YARDAGE						804	627	Rollinger	-	1	0	-2	-2.00	0	-	-	-	Dennis	1	12	12.0	-	-				
Attempts						181	73	Ferguson	-	10	12	19	-0.70	0	-	-	-	Kraus	1	6	6.0	-	-				
Completions						64	39	Paetz	-	7	1	11	-1.43	0	-	-	-	Don Laun	1	5	5.0	-	-				
Interceptions						16	8	PASSING						KICKOFF RETURNS													
Average Per Attempt						4.4	8.6	Player	G	Att	Comp	Int	Pct	Yds	TD	Lg	Gm	Player	No	Yds	Avg.	TD	Lg				
Average Per Comp.						12.6	16.1	Norman	-	82	33-9	402	356	2	-	-	-	Howard	9	138	15.3	-	-				
Average Per Game						89.3	69.7	Farni	-	36	14-3	389	115	1	-	-	-	Farni	6	107	17.8	-	-				
Passing TD						-	-	Willer	-	25	7-2	280	125	1	-	-	-	Ferguson	4	91	22.8	-	-				
TOTAL OFFENSE						2047	2589	Dennis	-	14	3-0	214	108	1	-	-	-	Norman	4	64	16.0	-	-				
Total Plays						566	533	Don Laun	-	10	5-0	500	79	0	-	-	-	Friedl	4	97	24.3	-	-				
Average Per Play						3.6	4.9	Howard	-	3	0-1	000	0	0	-	-	-	Klootwyk	3	35	11.7	-	-				
Average Per Game						227.4	287.7	Knack	-	1	0-0	000	0	0	-	-	-	Don Laun	2	20	10.0	-	-				
KICKOFF RETURNS						41-175	13-312	RECEIVING						INTERCEPTIONS													
Average						17.4	24.0	Player	G	Rec	Yds	Avg.	TD	Lg	Gm	Player	No	Yds	Avg.	TD	Lg						
PUNT RETURNS						36-329	32-475	Dean Laun	-	23	322	14.0	0	-	-	-	Chauncey	2	6	3.0	-	-					
Average						9.1	14.8	Jensen	-	8	77	9.6	0	-	-	-	Klootwyk	2	8	4.0	-	-					
INTERCEPTION RETURNS						8-53	16-145	Rollinger	-	6	81	13.5	0	-	-	-	Norman	2	12	6.0	-	-					
FUMBLES-LOST						28-15	30-10	Paetz	-	5	143	28.6	1	-	-	-	Farni	1	27	27.0	-	-					
PENALTIES-YARDS						39-275	72-557	Weber	-	5	50	10.0	0	-	-	-	Willer	2	0	0.0	-	-					
Average Per Game						30.6	61.9	Howard	-	5	6	1.2	2	-	-	-	Dennis	1	10	10.0	-	-					
PUNTS-YARDS						65-2345	62-2338	Don Laun	-	4	24	6.0	1	-	-	-	Jensen	2	29	14.5	-	-					
Average Per Punt						36.1	37.7	Farni	-	3	39	13.0	0	-	-	-	Chauncey	2	44	22.0	-	-					
TIME OF POSSESSION						-	-	Willitsie	-	1	23	23.0	1	-	-	-	Wiltisie	1	15	15.0	-	-					
TOUCHDOWNS						10	-	Anderson	-	1	20	20.0	0	-	-	-	Dennis	1	10	10.0	-	-					
Rushing						5	-	Bennett	-	1	15	15.0	0	-	-	-	-	-	-	-	-						
Passing						5	-	Klootwyk	-	1	10	10.0	0	-	-	-	-	-	-	-	-						
Return						5	-	Norman	-	1	0	0.0	0	-	-	-	-	-	-	-	-						
PAT Kicks						6-10	-	SCORING						TOTAL OFFENSE LEADERS													
2-point Attempts						0-0	-	Player	TD	FG	Kick	Rush	Pass	DXP	Saf	Pts	Player	G	Plays	Rush	Pass	Tot	Avg.				
Field Goals						3	-	Howard	4	0-0	0-0	0-0	0-0	0	0	24	Norman	-	147	172	356	528	-				
Safeties						-	-	Rollinger	0	3	9-5	0-0	0-0	0	0	14	Howard	-	72	335	0	335	-				
TOTAL POINTS						77	239	Klootwyk	2	0-0	0-0	0-0	0-0	0	0	12	Chauncey	-	64	292	0	292	-				
AVERAGE PER GAME						8.6	26.6	Don Laun	1	0-0	0-0	0-0	0-0	0	0	6	-	-	-	-	-	-					
								Farni	1	0-0	0-0	0-0	0-0	0	0	6	-	-	-	-	-	-					
								Anderson	1	0-0	0-0	0-0	0-0	0	0	6	-	-	-	-	-	-					
								Paetz	1	0-0	0-0	0-0	0-0	0	0	6	-	-	-	-	-	-					
								Norman	1	0-0	0-0	0-0	0-0	0	0	6	-	-	-	-	-	-					
								Ferguson	0	0-0	1-1	0-0	0-0	0	0	1	-	-	-	-	-	-					



1947 (3-6, 1-4 BIG SIX, 5TH)

Date	Team	Result	Att.	AP	FD	Rushing			Passing			Total Off.	
						Att	Yds	TD	A-C-I	Yds	TD	Plays	Yds
S20	Iowa State	W, 31-14	10,544	-	14	38	178	1	20-11-1	182	3	58	360
NORTHERN IOWA													
S27	Iowa State	L, 0-7	9,989	-	13	45	133	0	20-6-2	92	0	65	225
COLORADO													
O4	Iowa State at Kansas*	L, 7-27	17,591	-	9	43	123	0	11-1-1	99	1	54	183
at Kansas*													
O11	Iowa State	L, 7-14	13,590	-	12	52	97	1	19-6-0	101	0	71	198
NEBRASKA*													
O18	Iowa State at Michigan State	L, 0-20	25,377	-	5	30	34	0	14-2-1	12	0	44	46
at Michigan State													
O25	Iowa State	L, 7-26	14,763	-	10	33	120	1	22-7-6	92	0	55	212
MISSOURI*													
N1	Iowa State at Oklahoma*	L, 9-27	26,473	-	14	57	231	0	15-5-2	59	1	72	290
at Oklahoma*													
N8	Iowa State at Drake	W, 36-6	9,786	-	16	52	287	4	15-5-0	69	1	67	356
at Drake													
N15	Iowa State	W, 14-0	5,791	-	15	53	242	1	11-4-2	77	1	64	319
KANSAS STATE*													

Head Coach: Abe Stuber **Captains:** Harley Rollinger, Vic Weber
Offense - LE Dean Laun, LT Tom Southard, LG Joe Brubaker, C Rod Rust, RG Norman Anderson, RT Harley Rollinger, RE Bob Jensen, QB Don Ferguson, LH Webb Halbert, RH Vic Weber, FB Ray Klootwyk

BY QUARTERS					RUSHING					PASSING																	
1	2	3	4	OT	Total	Player	G	Att	Gain	Loss	Net	Avg.	TD	Lg	Gm	Player	No	Yds	Avg.	Lg	TD	FC	I20	Bk			
Iowa State	-	-	-	-	111	Halbert	-	109	503	39	464	4.26	3	-	-	Norman	48	1627	33.90	-	-	-	-	4			
Opponents	-	-	-	-	141	Weber	-	74	277	28	249	3.36	0	-	-	Halbert	4	127	31.80	-	-	-	-	-			
TEAM STATISTICS					Iowa State	Opponents	Klootwyk	-	45	229	5	224	3.93	1	-	-	Griffith	1	43	43.00	-	-	-	-	-		
FIRST DOWNS					108	77	Paulson	-	24	148	9	139	5.79	0	-	-	PUNT RETURNS										
Rushing					81	57	Ferguson	-	21	112	31	81	3.86	1	-	-	Player	No <td>Yds <td>Avg. <td>TD <td>Lg</td> <td colspan="2"></td> <td></td> </td></td></td>	Yds <td>Avg. <td>TD <td>Lg</td> <td colspan="2"></td> <td></td> </td></td>	Avg. <td>TD <td>Lg</td> <td colspan="2"></td> <td></td> </td>	TD <td>Lg</td> <td colspan="2"></td> <td></td>	Lg					
Passing					19	18	Bean	-	5	61	6	55	11.00	0	-	-	Ferguson	36	392	10.9	-	-					
Penalty					8	2	Angle	-	11	36	6	30	2.73	0	-	-	Halbert	6	76	12.7	-	-					
RUSHING YARDAGE					1463	1463	Griffith	-	20	66	46	20	1.00	0	-	-	Griffith	4	29	7.3	-	-					
Yards Gained					1708	1695	Steinbach	-	3	10	0	10	3.33	0	-	-	Angle	2	6	3.0	-	-					
Yards Lost					262	232	Knack	-	3	7	1	6	2.00	0	-	-	KICKOFF RETURNS										
Rushing Attempts					401	378	Carney	-	1	0	0	0	0.00	0	-	-	Player	No <td>Yds <td>Avg. <td>TD <td>Lg</td> <td colspan="2"></td> <td></td> </td></td></td>	Yds <td>Avg. <td>TD <td>Lg</td> <td colspan="2"></td> <td></td> </td></td>	Avg. <td>TD <td>Lg</td> <td colspan="2"></td> <td></td> </td>	TD <td>Lg</td> <td colspan="2"></td> <td></td>	Lg					
Average Per Rush					2.9	3.9	Grundman	-	2	0	0	0	0.00	0	-	-	Ferguson	4	95	23.8	-	-					
Average Per Game					127.3	162.6	Jensen	-	3	5	5	0	0.00	0	-	-	Weber	3	54	18.0	-	-					
Rushing TD					-	-	Norman	-	23	40	82	-42	-1.83	0	-	-	Griffith	3	82	27.3	-	-					
PASSING YARDAGE					744	486	PASSING					INTERCEPTIONS															
Attempts					147	91	Player	G <td>Att <td>Cmp <td>Int <td>Pct. <td>Yds <td>TD <td>Lg <td>Gm</td> <td>Player</td> <td>No <td>Yds <td>Avg. <td>TD <td>Lg</td> <td colspan="2"></td> <td></td> </td></td></td></td></td></td></td></td></td></td></td>	Att <td>Cmp <td>Int <td>Pct. <td>Yds <td>TD <td>Lg <td>Gm</td> <td>Player</td> <td>No <td>Yds <td>Avg. <td>TD <td>Lg</td> <td colspan="2"></td> <td></td> </td></td></td></td></td></td></td></td></td></td>	Cmp <td>Int <td>Pct. <td>Yds <td>TD <td>Lg <td>Gm</td> <td>Player</td> <td>No <td>Yds <td>Avg. <td>TD <td>Lg</td> <td colspan="2"></td> <td></td> </td></td></td></td></td></td></td></td></td>	Int <td>Pct. <td>Yds <td>TD <td>Lg <td>Gm</td> <td>Player</td> <td>No <td>Yds <td>Avg. <td>TD <td>Lg</td> <td colspan="2"></td> <td></td> </td></td></td></td></td></td></td></td>	Pct. <td>Yds <td>TD <td>Lg <td>Gm</td> <td>Player</td> <td>No <td>Yds <td>Avg. <td>TD <td>Lg</td> <td colspan="2"></td> <td></td> </td></td></td></td></td></td></td>	Yds <td>TD <td>Lg <td>Gm</td> <td>Player</td> <td>No <td>Yds <td>Avg. <td>TD <td>Lg</td> <td colspan="2"></td> <td></td> </td></td></td></td></td></td>	TD <td>Lg <td>Gm</td> <td>Player</td> <td>No <td>Yds <td>Avg. <td>TD <td>Lg</td> <td colspan="2"></td> <td></td> </td></td></td></td></td>	Lg <td>Gm</td> <td>Player</td> <td>No <td>Yds <td>Avg. <td>TD <td>Lg</td> <td colspan="2"></td> <td></td> </td></td></td></td>	Gm	Player	No <td>Yds <td>Avg. <td>TD <td>Lg</td> <td colspan="2"></td> <td></td> </td></td></td>	Yds <td>Avg. <td>TD <td>Lg</td> <td colspan="2"></td> <td></td> </td></td>	Avg. <td>TD <td>Lg</td> <td colspan="2"></td> <td></td> </td>	TD <td>Lg</td> <td colspan="2"></td> <td></td>	Lg					
Completions					47	33	Norman	-	110	35	8	318	504	5	-	-	Ferguson	3	16	5.3	-	-					
Interceptions					15	11	Ferguson	-	21	5	4	238	100	0	-	-	Chauncey	2	32	16.0	-	-					
Average Per Attempt					5.1	5.3	Griffith	-	-	-	-	9	3	2	-	-	Jensen	1	33	33.0	-	-					
Average Per Comp.					15.8	14.7	Griffith	-	-	-	-	9	3	2	-	-	Klootwyk	1	8	8.0	-	-					
Average Per Game					82.6	54.0	Halbert	-	-	-	-	4	1	1	250	0	-	Halbert	1	5	5.0	-	-				
Passing TD					-	-	Klootwyk	-	-	-	-	2	2	0	35	0	-	Omer	1	4	4.0	-	-				
TOTAL OFFENSE					2190	1949	Chauncey	-	-	-	-	1	1	0	100	1	0	-	Bush	1	1	1.0	-	-			
Total Plays					548	469	RECEIVING					TOTAL OFFENSE LEADERS															
Average Per Play					4.0	4.2	Player	G <td>Rec <td>Yds <td>Avg. <td>TD <td>Lg <td>Gm</td> <td>Player</td> <td>G <td>Plays <td>Rush <td>Pass <td>Tot <td>Avg.</td> <td colspan="2"></td> <td></td> </td></td></td></td></td></td></td></td></td></td>	Rec <td>Yds <td>Avg. <td>TD <td>Lg <td>Gm</td> <td>Player</td> <td>G <td>Plays <td>Rush <td>Pass <td>Tot <td>Avg.</td> <td colspan="2"></td> <td></td> </td></td></td></td></td></td></td></td></td>	Yds <td>Avg. <td>TD <td>Lg <td>Gm</td> <td>Player</td> <td>G <td>Plays <td>Rush <td>Pass <td>Tot <td>Avg.</td> <td colspan="2"></td> <td></td> </td></td></td></td></td></td></td></td>	Avg. <td>TD <td>Lg <td>Gm</td> <td>Player</td> <td>G <td>Plays <td>Rush <td>Pass <td>Tot <td>Avg.</td> <td colspan="2"></td> <td></td> </td></td></td></td></td></td></td>	TD <td>Lg <td>Gm</td> <td>Player</td> <td>G <td>Plays <td>Rush <td>Pass <td>Tot <td>Avg.</td> <td colspan="2"></td> <td></td> </td></td></td></td></td></td>	Lg <td>Gm</td> <td>Player</td> <td>G <td>Plays <td>Rush <td>Pass <td>Tot <td>Avg.</td> <td colspan="2"></td> <td></td> </td></td></td></td></td>	Gm	Player	G <td>Plays <td>Rush <td>Pass <td>Tot <td>Avg.</td> <td colspan="2"></td> <td></td> </td></td></td></td>	Plays <td>Rush <td>Pass <td>Tot <td>Avg.</td> <td colspan="2"></td> <td></td> </td></td></td>	Rush <td>Pass <td>Tot <td>Avg.</td> <td colspan="2"></td> <td></td> </td></td>	Pass <td>Tot <td>Avg.</td> <td colspan="2"></td> <td></td> </td>	Tot <td>Avg.</td> <td colspan="2"></td> <td></td>	Avg.						
Average Per Game					243.2	216.6	Dean Laun	-	11	246	22.4	2	-	-	-	Halbert	-	113	464	10	474	4.19					
KICKOFF RETURNS					23	499	Jensen	-	11	212	19.3	2	-	-	-	Norman	-	133	-42	504	462	3.47					
Average					21.7	17.2	Weber	-	6	119	14.9	2	-	-	-	Weber	-	74	249	0	249	3.36					
PUNT RETURNS					48	503	Halbert	-	6	39	6.5	0	-	-	-	ALL PURPOSE LEADERS											
Average					10.5	7.5	Bennett	-	4	69	17.3	0	-	-	-	Player	G <td>Rush <td>Rec <td>PR <td>KR <td>IR <td>Tot <td>Avg.</td> </td></td></td></td></td></td>	Rush <td>Rec <td>PR <td>KR <td>IR <td>Tot <td>Avg.</td> </td></td></td></td></td>	Rec <td>PR <td>KR <td>IR <td>Tot <td>Avg.</td> </td></td></td></td>	PR <td>KR <td>IR <td>Tot <td>Avg.</td> </td></td></td>	KR <td>IR <td>Tot <td>Avg.</td> </td></td>	IR <td>Tot <td>Avg.</td> </td>	Tot <td>Avg.</td>	Avg.			
INTERCEPTION RETURNS					11	99	Angle	-	2	14	7.0	0	-	-	-	Halbert	-	464	39	76	95	0	674	74.9			
Average					9.0	9.2	Knop	-	1	14	14.0	1	-	-	-	Ferguson	-	81	7	392	118	16	614	68.2			
FUMBLES-LOST					23	15	Klootwyk	-	1	12	12.0	0	-	-	-	Dean Laun	-	0	246	0	0	0	246	-			
PENALTIES-YARDS					52	429	Griffith	-	1	7	7.0	0	-	-	-												
Average Per Game					47.7	51.2	Ferguson	-	1	7	7.0	0	-	-													
PUNTS-YARDS					53	1796	Paulson	-	1	4	4.0	0	-	-													
Average Per Punt					33.9	36.5	SCORING																				
TIME OF POSSESSION					-	-	Player	TD <td>FG <td>Kick <td>Rush <td>Pass <td>DXP <td>Saf <td>Pts</td> <td colspan="7"></td> </td></td></td></td></td></td>	FG <td>Kick <td>Rush <td>Pass <td>DXP <td>Saf <td>Pts</td> <td colspan="7"></td> </td></td></td></td></td>	Kick <td>Rush <td>Pass <td>DXP <td>Saf <td>Pts</td> <td colspan="7"></td> </td></td></td></td>	Rush <td>Pass <td>DXP <td>Saf <td>Pts</td> <td colspan="7"></td> </td></td></td>	Pass <td>DXP <td>Saf <td>Pts</td> <td colspan="7"></td> </td></td>	DXP <td>Saf <td>Pts</td> <td colspan="7"></td> </td>	Saf <td>Pts</td> <td colspan="7"></td>	Pts												
TOUCHDOWNS					15	-	Rollinger	-	3	3	15	12	0	0	0	0	0	21									
Rushing					8	-	Chauncey	3	0	0	0	0	0	0	0	0	0	18									
Passing					7	-	Halbert	3	0	0	0	0	0	0	0	0	0	18									
Return					-	-	Weber	2	0	0	0	0	0	0	0	0	0	12									
PAT Kicks					12	15	Jensen	2	0	0	0	0	0	0	0	0	0	12									
2-point Attempts					0	0	Dean Laun	2	0	0	0	0	0	0	0	0	0	12									
Field Goals					3	3	Ferguson	1	0	0	0	0	0	0	0	0	6										
Safeties					-	-	Klootwyk	1	0	0	0	0	0	0	0	0	6										
TOTAL POINTS					111	141	Knop	1	0	0	0	0	0	0	0	0	6										
AVERAGE PER GAME					12.3	15.7																					



1948 (4-6, 2-4 BIG SEVEN, T5TH)

Date	Team	Result	Att.	AP	FD	Rushing			Passing			Total Off.	
						Att	Yds	TD	A-C-I	Yds	TD	Plays	Yds
S18	Iowa State	W, 27-7	10,867	-	11	43	152	2	18-7-1	124	2	61	276
	NORTHERN IOWA												
S25	Iowa State	L, 15-19	34,514	-	11	35	103	1	21-9-3	135	1	56	238
	at Nebraska*												
O2	Iowa State	W, 20-0	14,777	-	12	42	232	2	17-6-1	62	1	59	280
	at Kansas State*												
O9	Iowa State	L, 7-20	11,959	-	7	30	69	1	16-7-3	97	0	45	178
	KANSAS*												
O16	Iowa State	W, 18-7	14,530	-	9	46	233	3	9-3-1	49	0	55	282
	COLORADO*												
O23	Iowa State	L, 7-49	22,032	-	10	47	96	1	16-6-2	60	0	63	156
	at Missouri*												
O30	Iowa State	L, 6-33	9,985	-	13	46	146	0	20-12-2	74	1	66	220
	OKLAHOMA*												
N6	Iowa State	W, 2-0	12,826	-	10	43	139	0	15-3-1	50	0	58	189
	DRAKE												
N13	Iowa State	L, 7-48	7,847	-	10	39	59	1	21-7-2	107	0	60	166
	MICHIGAN STATE												
N20	Iowa State	L, 7-14	13,771	-	16	46	200	1	14-5-3	54	0	67	254
	at Arizona												

Head Coach: Abe Stuber **Captain:** Ray Klootwyk
Offense - LE Dean Laun, LT Tom Southard, LG Joe Brubaker, C Rod Rust, RG Billy Myers, RT George Friedl, RE Dean Norman, QB Don Ferguson, LH Webb Halbert, RH Bob Angle, FB Bill Chauncey

BY QUARTERS	1	2	3	4	OT	Total	RUSHING										PASSING										PUNTING									
Player	G	Att	Gain	Loss	Net	Avg	TD	Lg	Gm	Player	No	Yds	Avg	Lg	TR	FC	120 Blk	Player	No	Yds	Avg	TD	Lg	Player	No	Yds	Avg	TD	Lg							
Iowa State		34	21	33	28	-	116	Chaucney	-	90	444	16	428	4.76	3	-	-	Angle	23	798	34.70	-	-	Griffith	21	668	31.81	-	-	-						
Opponents		35	67	54	41	-	197	Angle	-	92	466	59	407	4.42	2	-	-	Sutherland	14	433	30.93	-	-	Halbert	5	167	33.40	-	-	-						
TEAM STATISTICS	Iowa State	Opponents	RUSHING YARDAGE													PASSING YARDAGE										PUNTING RETURNS										
FIRST DOWNS	109	139	Yards Gained													Attempts										Player										
Rushing	73	101	Yards Lost													Completions										Griffith										
Passing	31	34	Rushing Attempts													Interceptions										Ferguson										
Penalty	5	4	Average Per Rush													Average Per Attempt										Weeks										
RUSHING YARDAGE	1429	2049	Average Per Game													Average Per Comp.										Don Laun										
Yards Gained	1764	2300	Rushing TD													Average Per Game										Dean Laun										
Yards Lost	335	251	PASSING YARDAGE													Attempts										Griffith										
Rushing Attempts	417	456	Attempts													Completions										Chaucney										
Average Per Rush	3.4	8.2	Completion %													Interceptions										Angle										
Average Per Game	142.9	204.9	Average Per Comp.													Average Per Attempt										Chauncey										
Rushing TD	-	-	Average Per Game													Average Per Comp.										McGlynn										
PASSING YARDAGE	812	1069	Passing TD													Average Per Game										Don Laun										
Attempts	167	169	TOTAL OFFENSE													Total Plays										Rothacker										
Completions	65	69	Total Plays													Average Per Play										Wilhelmi										
Interceptions	19	20	Average Per Play													Total Plays										Wilhelmi										
Average Per Attempt	4.9	6.3	KICKOFF RETURNS													Average Per Game										Griffith										
Average Per Comp.	12.5	15.5	Average													Total Plays										Ferguson										
Average Per Game	81.2	106.9	Average													Average Per Game										B Myers										
Passing TD	-	-	PUNT RETURNS													Total Plays										Rust										
TOTAL OFFENSE	2241	3118	Average													Total Plays										Halbert										
Total Plays	584	625	Average													Total Plays										Webb										
Average Per Play	3.8	5.0	INTERCEPTION RETURNS													Total Plays										Dean Laun										
Average Per Game	224.1	311.8	Average													Total Plays										Carmey										
KICKOFF RETURNS	38-711	21-269	FUMBLES-LOST													Total Plays										Wilhelmi										
Average	18.7	12.8	Penalties-Yards													Total Plays										Cimburek										
PUNT RETURNS	27-272	37-462	Average Per Game													Total Plays										Rothacker										
Average	10.1	12.5	PUNTS-YARDS													Total Plays										Whalen										
INTERCEPTION RETURNS	20-152	19-145	Average Per Punt													Total Plays										Angle										
Average	7.6	7.6	TIME OF POSSESSION													Total Plays										Grundman										
FUMBLES-LOST	25-14	25-13	TOUCHDOWNS													Total Plays										Grundman										
PENALTIES-YARDS	55-492	82-730	Rushing													Total Plays										Grundman										
Average Per Game	49.2	73.0	Passing													Total Plays										Grundman										
PUNTS-YARDS	68-2229	57-2022	Return													Total Plays										Grundman										
Average Per Punt	32.8	35.5	PAT Kicks													Total Plays										Grundman										
TIME OF POSSESSION	-	-	2-point Attempts													Total Plays										Grundman										
TOUCHDOWNS	17	-	Field Goals													Total Plays										Grundman										
Rushing	11	-	Safetyes													Total Plays										Grundman										
Passing	5	-	TOTAL POINTS													Total Plays										Grundman										
Return	1	-	AVERAGE PER GAME													Total Plays										Grundman										
PAT Kicks	10-17	-	PAT Kicks													Total Plays										Grundman										
2-point Attempts	0-0	-	PAT Kicks													Total Plays										Grundman										
Field Goals	0-0	-	2-point Attempts													Total Plays										Grundman										
Safetyes	-	-	Field Goals													Total Plays										Grundman										
TOTAL POINTS	116	197	Safetyes													Total Plays										Grundman										
AVERAGE PER GAME	11.6	19.7	TOTAL POINTS													Total Plays										Grundman										



1950 (3-6-1, 2-3-1 BIG SEVEN, 5TH)

Date	Team	Result	Att.	AP	Rushing				Passing			Total Off.	
					FD	Att	Yds	TD	A-C-I	Yds	TD	Plays	Yds
S23	Iowa State	W, 14-7	10,739	-	17	53	198	2	17-5-1	93	0	70	291
	COLORADO*			-	8	45	118	1	10-4-1	84	0	55	202
S30	Iowa State	L, 13-23	38,473	-	15	39	120	1	29-15-3	151	1	68	271
	at Northwestern			-	20	64	292	3	24-8-0	142	1	88	434
O7	Iowa State	W, 26-8	11,001	-	18	55	171	4	21-11-0	237	2	76	408
	NORTHERN IOWA			-	10	50	178	1	5-0-0	0	0	55	178
O14	Iowa State	L, 21-33	17,392	-	18	34	144	2	26-17-3	198	1	60	342
	KANSAS*			-	20	62	355	4	10-2-1	43	1	72	398
O21	Iowa State	T, 20-20	23,101	-	16	37	103	0	28-17-2	279	3	65	382
	at Missouri*			-	20	66	277	2	16-5-3	87	1	82	364
O28	Iowa State	L, 7-20	16,883	-	13	40	102	0	19-9-2	121	1	59	223
	OKLAHOMA*			3	22	54	234	3	10-4-0	76	0	64	310
N4	Iowa State	W, 13-7	13,342	-	16	51	274	2	11-5-1	54	0	62	328
	at Kansas State*			-	15	53	147	1	12-6-1	154	0	65	301
N11	Iowa State	L, 21-35	15,519	-	18	46	123	2	32-15-4	185	1	78	308
	DRAKE			-	16	48	256	4	13-8-2	98	1	61	354
N18	Iowa State	L, 13-20	37,193	-	14	37	108	2	20-11-0	137	0	57	245
	at Nebraska*			18	17	74	266	3	3-0-1	0	0	77	266
N25	Iowa State	L, 26-27	13,868	-	19	40	176	4	23-12-2	119	0	63	295
	at Arizona			-	24	64	283	4	10-5-1	57	0	74	340

Head Coach: Abe Stuber **Captain:** Vince Beacom

Offense - LE Sy Wilhelm, LT Lowell Titus, LG Stan Campbell, C Rollie Arns, RG Bob Matheson, RT John Tillio, RE Jim Doran, QB Bill Weeks, LH Melvin Meling, RH Mark Rothacker, FB Maury Schnell

BY QUARTERS						Total	RUSHING							PASSING							PUNTING																
	1	2	3	4	OT		Player	G	Att	Gain	Loss	Net	Avg.	TD	Lg	Gm	Player	No	Yds	Avg	Lg	TB	FC	I20	Bk												
Iowa State	18	48	34	74	-	174	Schnell	-	131	520	30	490	3.7	1	-	Green	35	1150	32.86	-	-	-	-	-	-												
Opponents	59	57	44	40	-	200	Meling	-	59	317	11	306	5.2	1	-	Schnell	5	178	34.60	-	-	-	-	-	1												
TEAM STATISTICS Iowa State Opponents							Rothacker	-	34	182	32	150	4.4	1	-	Congiardo	4	133	33.25	-	-	-	-	-	-												
FIRST DOWNS	164	172	Rushing	94	136	Passing	61	33	Penalty	9	3	RUSHING YARDAGE	1519	2406	Yards Gained	1827	2710	Yards Lost	308	304	Rushing Attempts	432	580	Average Per Rush	3.5	4.1	Average Per Game	151.9	240.6								
PASSING YARDAGE							PASSING	Player	G	Att	Cmp	Int	Pct.	Yds	TD	Lg	Gm	Ferguson	-	220	116	16	527	1552	9	-											
Attempts	226	169	Completions	117	69	Interceptions	18	20	Average Per Attempt	7.0	6.3	KICKOFF RETURNS																									
Interceptions	18	20	Average Per Comp.	13.5	17.6	Player							No	Yds	Avg	TD	Lg																				
Average Per Game	157.4	174.1	Passing TD	9	4	Green							11	247	22.5	-	-																				
TOTAL OFFENSE							RECEIVING							INTERCEPTION RETURNS																							
Total Plays	658	693	Player							G	Rec	Yds	Avg	TD	Lg	Gm	Player	No	Yds	Avg	TD	Lg															
Average Per Play	4.7	4.5	Doran	-	42	651	15.5	6	-	-	-	-	-	-	-	Green	11	247	22.5	-	-																
Average Per Game	309.3	314.7	Wilhelmi	-	38	443	11.7	2	-	-	-	-	-	-	-	Rothacker	7	124	17.7	-	-																
KICKOFF RETURNS							PUNT RETURNS							INTERCEPTIONS																							
Average	17.2	16.8	Player							No	Yds	Avg	TD	Lg	Player							No	Yds	Avg	TD	Lg											
Interceptions	18	20	Green							11	247	22.5	-	-	Rothacker							3	61	20.3	-	-											
Average Per Attempt	7.0	6.3	Cimburek							5	43	8.6	-	-	Cimburek							2	107	53.5	-	-											
Average Per Comp.	13.5	17.6	Meling							2	45	22.5	-	-	McGlynn							2	25	12.5	-	-											
Average Per Game	157.4	174.1	McGlynn							2	22	11.0	-	-	Laun							1	17	17.0	-	-											
Passing TD	9	4	Schnell							4	52	13.0	0	-	Voetberg							1	10	10.0	-	-											
TOTAL OFFENSE							PUNT RETURNS							INTERCEPTIONS							ALL PURPOSE LEADERS																
Total Plays	658	693	Player							No	Yds	Avg	TD	Lg	Player							G	Plays	Rush	Pass	Tot	Avg										
Average Per Play	4.7	4.5	Green							11	247	22.5	-	-	Weeks							278	121	1552	1673	6.02											
Average Per Game	309.3	314.7	Cimburek							5	43	8.6	-	-	Schnell							131	490	0	490	3.74											
KICKOFF RETURNS	40-689	34-570	Meling							2	45	22.5	-	-	Meling							59	306	0	306	5.19											
Average	17.2	16.8	Laun							1	17	17.0	-	-	ALL PURPOSE LEADERS							Player							G	Plays	Rush	Pass	Tot	Avg			
PUNT RETURNS	26-191	24-176	Voetberg							1	10	10.0	-	-	Doran							-	5	651	0	0	646										
Average	7.3	7.3	Congiardo							1	9	9.0	-	-	Schnell							-	490	52	0	0	542	54.2									
INTERCEPTION RETURNS	20-209	18-178	Titus							1	19	19.0	0	-	Wilhelmi							-	0	443	0	0	443	-									
Average	10.5	9.9	Carmey							1	37	37.0	0	-	Schnell							1	0	0	0	0	0	6									
FUMBLES-LOST	27-18	27-13	Barritt							1	14	14.0	0	-	Green							1	0	0	0	0	0	6									
PENALTIES-YARDS	49-386	61-470	Eichorn							1	9	9.0	0	-	Rothacker							1	8	8.0	0	-	18										
Average Per Game	38.6	47.0	Green							1	5	5.0	0	-	Cimburek							2	107	53.5	-	-											
PUNTS-YARDS	44-1461	49-1741	Brockmeyer							0	12	0.0	0	-	McGlynn							2	25	12.5	-	-											
Average Per Punt	33.2	35.5	Beacom							0	6	6.0	0	-	Arns							1	9	9.0	-	-											
TIME OF POSSESSION	-	-	McDermott							0	5	0.0	0	-	Hess							1	7	7.0	-	-											
TOUCHDOWNS	26	-	PAT							-	-	-	-	-	Byrus							1	0	0.0	-	-											
Rushing	17	-	Player							TD	FG	Kick	Rush	Pass	DXP	Saf	Pts	TOTAL OFFENSE LEADERS							Player							G	Plays	Rush	Pass	Tot	Avg
Passing	9	-	Doran							6	0	0	0	0	0	0	36	Weeks							278	121	1552	1673	6.02								
Return	0	-	Doran							6	0	0	0	0	0	0	36	Schnell							131	490	0	490	3.74								
PAT Kicks	18-26	-	Doran							6	0	0	0	0	0	0	36	Meling							59	306	0	306	5.19								
2-point Attempts	0	-	Doran							6	0	0	0	0	0	0	36	ALL PURPOSE LEADERS							Player							G	Plays	Rush	Pass	Tot	Avg
Field Goals	0-0	-	Doran							6	0	0	0	0	0	0	36	Doran							-	5	651	0	0	646							
Safeties	-	-	Doran							6	0	0	0	0	0	0	36	Schnell							-	490	52	0	0	542	54.2						
TOTAL POINTS	174	200	Doran							6	0	0	0	0	0	0	36	Wilhelmi							-	0	443	0	0	443	-						
AVERAGE PER GAME	17.4	20.0	Doran							6	0	0	0	0	0	0	36	ALL PURPOSE LEADERS							Player							G	Plays	Rush	Pass	Tot	Avg



1951 (4-4-1, 2-4 BIG SEVEN, T4TH)

Date	Team	Result	Att.	AP	FD	Rushing			Passing			Total Off.	
						Att	Yds	TD	A-C-I	Yds	TD	Plays	Yds
S22	Iowa State WAYNE	W, 53-21	9,145	-	20	63	257	4	14-11-1	174	4	77	431
S29	Iowa State at Kansas*	L, 33-53	26,000	-	10	34	84	2	23-9-2	179	1	57	263
O6	Iowa State at Marquette	T, 6-6	4,748	-	8	38	223	6	13-4-2	135	2	41	358
O13	Iowa State KANSAS STATE*	W, 32-6	15,789	-	9	64	141	0	0-0-0	99	1	76	240
O20	Iowa State MISSOURI*	W, 21-14	9,264	-	13	55	181	0	13-7-0	64	2	68	245
O27	Iowa State at Drake	W, 13-0	15,627	-	9	38	86	1	26-10-3	83	1	64	189
N3	Iowa State at Colorado*	L, 20-47	23,462	-	16	42	168	1	29-11-4	246	2	71	414
N10	Iowa State NEBRASKA*	L, 27-34	15,519	-	10	52	262	4	8-5-1	109	1	60	371
N17	Iowa State at Oklahoma*	L, 6-35	34,761	-	13	33	92	0	40-22-5	254	4	73	346
				-	17	40	123	1	38-16-3	253	3	78	376
				-	15	38	95	0	41-18-2	183	1	79	285
				12	17	63	328	4	9-6-0	109	1	72	437

Head Coach: Abe Stuber **Captain:** Stan Campbell

Offense: LE Mal Schmidt, LT Jack Lessin, LG Stan Campbell, C Rollie Arns, RG Carl Brettschneider, RT Bob Mateson, RE Bob Voetberg, QB Dick Mann, LH Dick Cherpinsky, RH Frank Congiardo, FB Maury Schnell

BY QUARTERS	1	2	3	4	OT	Total	RUSHING							PASSING							PUNTING						
							Player	G	Att	Gain	Loss	Net	Avg.	TD	Lg	Gm	Player	No	Yds	Avg	Lg	TB	FC	20	Blk		
Iowa State	58	59	40	54	-	211	Congiardo	99	377	62	315	3.2	2	-	-	Hess	53	1749	33.00	-	-	-	-	-	-	-	-
Opponents	41	41	68	66	-	216	Schnell	83	274	12	262	3.2	0	-	-	Congiardo	11	391	35.55	-	-	-	-	-	-	-	-
							Cherpinsky	55	255	9	246	4.5	2	-	-	Schnell	3	110	36.67	-	-	-	-	-	-	-	-
							Cozzi	61	204	33	171	2.8	5	-	-												
							Meling	28	147	5	142	5.1	1	-	-												
							Eichorn	18	75	0	75	4.2	0	-	-												
							Stevenson	24	79	8	71	3.0	0	-	-												
							Robertson	10	52	0	52	5.2	0	-	-												
							Cox	17	51	7	44	2.6	0	-	-												
							Houser	3	15	0	15	5.0	0	-	-												
							Hess	7	23	18	5	0.7	0	-	-												
							Matheson	1	3	0	3	3.0	0	-	-												
							Spence	1	0	0	0	0.0	0	-	-												
							Liljeberg	3	2	0	2	0.7	0	-	-												
							Rooker	2	3	4	-1	-0.5	0	-	-												
							Shupe	1	0	3	-3	-3.0	0	-	-												
							Shibley	2	0	18	-18	-9.0	0	-	-												
							Mann	31	36	64	-28	-0.9	3	-	-												



1955 (1-7-1, 1-4-1 BIG SEVEN, T5TH)

Date	Team	Result	Att.	AP	FD	Rushing			Passing			Total Off.	
						Att	Yds	TD	A-C-I	Yds	TD		Plays
S17	Iowa State DENVER	L, 7-19	12,217	-	9	43	120	1	20-8-0	85	0	63	205
O1	Iowa State at Illinois	L, 0-40	45,706	-	11	41	120	0	18-4-0	62	0	59	182
O8	Iowa State at Kansas*	T, 7-7	19,854	-	10	47	172	1	18-7-1	122	0	66	418
O15	Iowa State MISSOURI*	W, 20-14	8,314	-	11	46	113	0	14-5-1	101	0	57	229
O22	Iowa State KANSAS STATE*	L, 7-9	14,740	-	15	37	75	0	17-10-1	114	3	63	227
O29	Iowa State at Drake	L, 21-27	6,516	-	14	30	79	3	20-11-0	152	1	60	251
N5	Iowa State NEBRASKA*	L, 7-10	11,237	-	15	37	75	0	26-12-4	130	1	63	205
N12	Iowa State at Oklahoma*	L, 0-52	46,455	-	18	63	393	7	7-5-0	68	0	50	174
N19	Iowa State at Colorado*	L, 0-40	20,780	-	16	39	105	3	33-13-2	189	0	63	268
												62	303
												19	2
												55	159
												65	248
												60	137
												76	459
												52	76
												69	375

Head Coach: Vince DiFrancesca **Captains:** Jim McCaulley, Mel Wostoupal

Offense - LE Mel Wostoupal, LT Ray Tweetan, LG Bob Bird, C Grant Blaney, RG Jim Lyons, RT Jim McCaulley, RE Harold Potts, QB John Breckenridge, LH Gary Lutz, RH Bruce Alexander, FB Marv Walter

BY QUARTERS	1	2	3	4	OT	Total	RUSHING							PASSING							PUNTING									
	Plays	Yds	Plays	Yds	Plays	Yds	Att	Gain	Loss	Net	Avg	TD	Lg	Gm	Player	No	Yds	Avg	Lg	TD	FC	Int	Blk							
Iowa State	14	13	14	28	-	69	Lorenzen	-	32	181	2	179	5.6	1	-	Rickett	18	645	39.5	-	-	-	-	-						
Opponents	45	53	45	75	-	219	Alexander	-	55	166	24	142	2.6	0	-	Breckenridge	15	489	32.5	-	-	-	-	-						
							Rippel	-	23	123	1	122	5.3	0	-	Hansen	11	321	29.2	-	-	-	-							
							Walter	-	20	91	10	81	4.1	0	-	Rippel	6	186	31.0	-	-	-	-							
							Donohue	-	25	82	7	75	3.0	1	-	Tweeten	6	237	39.5	-	-	-	-							
							Hansen	-	36	110	40	70	1.9	1	-	Lutz	3	68	22.7	-	-	-	-							
							Philmon	-	23	84	16	68	3.0	0	-	PUNT RETURNS														
							Gates	-	20	69	7	62	3.1	0	-	Player	No	Yds	Avg	TD	Lg									
							Lutz	-	22	68	6	62	2.8	0	-	Nichols	11	68	6.2	-	-									
							Finley	-	20	54	7	47	2.4	0	-	Lary	5	85	17.0	-	-									
							Dee	-	13	41	1	40	3.1	0	-	Hansen	5	66	13.2	-	-									
							Young	-	12	27	11	16	1.3	0	-	Spaulding	4	45	9.0	-	-									
							Schweickert	-	3	14	1	13	4.3	0	-	Goesser	4	28	7.0	-	-									
							Breckenridge	-	24	49	82	33	1.4	1	-	Schoenfelder	1	18	18.0	-	-									
							Rickett	-	11	15	39	24	2.2	1	-	KICKOFF RETURNS														
							Reeves	-	10	5	46	-41	4.1	0	-	Player	No	Yds	Avg	TD	Lg									
							PASSING																							
							Player	G	Att	Comp	Int	Pct	Yds	TD	Lg	Gm	Lary	7	142	20.3	-	-								
							Breckenridge	-	89	36	40	354	4	-	-	Nichols	4	77	19.3	-	-									
							Finley	-	16	9	1	563	108	0	-	Harden	4	54	13.5	-	-									
							Rickett	-	26	7	3	269	113	0	-	Hansen	3	64	21.3	1	-									
							Hansen	-	9	4	0	444	79	0	-	Ingram	3	51	17.0	-	-									
							Reeves	-	14	2	5	143	31	0	-	Latting	3	50	16.7	-	-									
							Philmon	-	4	1	0	250	9	0	-	Spaulding	2	42	21.0	-	-									
							Gates	-	5	1	1	200	6	0	-	Goesser	1	18	18.0	-	-									
							Rippel	-	3	0	1	000	0	0	-	Stuelke	1	13	13.0	-	-									
							RECEIVING																							
							Player	G	Rec	Yds	Avg	TD	Lg	Gm	Gibson	1	10	10.0	-	-										
							Potts	-	14	173	5.2	3	-	-	INTERCEPTIONS															
							Alexander	-	8	47	5.9	1	-	-	Player	No	Yds	Avg	TD	Lg										
							Philmon	-	6	85	14.2	0	-	-	Nichols	2	5	2.5	-	-										
							Hansen	-	6	41	6.8	0	-	-	Sokol	1	23	23.0	-	-										
							Gates	-	4	68	10.8	0	-	-	Harden	1	20	20.0	-	-										
							Bartlet	-	4	43	10.8	0	-	-	Anderson	1	17	17.0	-	-										
							Stuelke	-	3	79	26.3	0	-	-	Pohl	1	5	5.0	-	-										
							Scheldrup	-	3	31	10.3	0	-	-	Ingram	1	0	0.0	-	-										
							Schwartz	-	3	23	7.7	0	-	-	TOTAL OFFENSE LEADERS															
							Lutz	-	2	33	16.5	0	-	-	Player	G	Plays	Rush	Pass	Tot	Avg									
							Wostoupal	-	2	9	4.5	0	-	-	Breckenridge	-	113	-33	354	321	-									
							Walter	-	1	20	20.0	0	-	-	Lorenzen	-	32	179	0	179	-									
							Fogarty	-	1	13	13.0	0	-	-	ALL PURPOSE LEADERS															
							Donohue	-	1	11	11.0	0	-	-	Player	G	Rush	Rec	PR	KR	IR	Tot	Avg							
							Dee	-	1	11	11.0	0	-	-	Lorenzen	-	179	0	0	0	0	179	-							
							Rippel	-	1	7	7.0	0	-	-	Potts	-	0	173	0	0	0	173	-							
							Young	-	1	6	6.0	0	-	-																
							SCORING																							
							Player	TD	FG	Kick	Rush	Pass	DXP	Saf	Pts															
							Potts	3	0	0	0	0	0	0	18															
							Hansen	2	0	0	0	0	0	0	12															
							Callahan	0	0	10	9	0	0	0	9															
							Rickett	1	0	0	0	0	0	0	6															
							Lorenzen	1	0	0	0	0	0	0	6															
							Alexander	1	0	0	0	0	0	0	6															
							Donohue	1	0	0	0	0	0	0	6															
							Breckenridge	1	0	0	0	0	0	0	6															



1956 (2-8, 0-6 BIG SEVEN, 7TH)

Date	Team	Result	Att.	AP	FD	Rushing			Passing			Total Off.	
						Att	Yds	TD	A-C-I	Yds	TD	Plays	Yds
S15	Iowa State at Denver	W, 13-10	14,126	-	17	62	181	2	10-6-0	98	0	72	279
S29	Iowa State at Northwestern	L, 13-14	31,108	-	13	44	194	2	9-4-0	95	0	56	257
O6	Iowa State at Nebraska*	L, 7-9	31,743	-	7	45	150	0	4-0-0	0	0	61	259
O13	Iowa State KANSAS*	L, 14-25	9,552	-	11	43	96	0	20-7-2	114	2	63	210
O20	Iowa State COLORADO*	L, 0-52	14,985	-	12	55	123	3	8-5-1	97	1	63	220
O27	Iowa State at Missouri*	L, 0-34	18,752	-	5	50	119	0	17-6-2	97	0	59	131
N3	Iowa State DRAKE	W, 39-14	8,140	-	11	40	221	2	13-9-0	148	0	57	374
N10	Iowa State OKLAHOMA*	L, 0-44	11,409	-	4	48	84	0	4-1-1	11	0	72	95
N17	Iowa State at Kansas State*	L, 6-32	12,693	-	9	47	92	1	12-2-1	24	0	69	116
N24	Iowa State at Villanova	L, 0-26	5,000	-	15	57	166	3	14-6-0	174	2	71	340
				-	12	45	74	0	18-6-0	69	0	73	143
				-	20	56	248	2	17-9-0	149	2	73	397

Head Coach: Vince DiFrancesca **Captains:** Chuck Muelhaupt, Oliver Sparks
Offense: LE Brian Dennis, LT Oliver Sparks, LG Ron Bredeson, C Frank Powell, RG Ralph Losee, RT Andris Poncius, RE Gale Gibson, QB Charles Martin, LH Jack Hansen, RH Bob Harden, FB Marv Walter

BY QUARTERS	1	2	3	4	OT	Total	RUSHING						PASSING						PUNTING					
Player	G	Att	Gain	Loss	Net	Avg.	TD	Lg	Gm	Player	No	Yds	Avg	Lg	TD	Lg	Player	No	Yds	Avg	Lg	TD	Lg	
Iowa State	20	26	27	19	-	92	Harden	-	70	263	19	244	3.5	2	-	-	Rickett	4	178	44.5	-	-	-	-
Opponents	53	76	60	71	-	260	Rippel	-	50	236	7	229	4.4	0	-	-	Lattig	6	209	34.8	-	-	-	-
							Walter	-	56	191	8	183	3.3	2	-	-	Gibson	25	861	34.4	-	-	-	-
TEAM STATISTICS	Iowa State		Opponents				Lattig	-	26	151	1	150	5.8	3	-	-	Schedrup	18	610	33.9	-	-	-	-
FIRST DOWNS	100	163	Lary	-	38	136	12	124	3.3	0	-	-	-	-	-	-	Larry	7	193	27.6	-	-	-	-
Rushing	70	119	Hansen	-	23	104	14	90	4.0	2	-	-	-	-	-	-	Hansen	3	67	22.3	-	-	-	-
Passing	26	35	Munger	-	23	79	1	78	3.4	0	-	-	-	-	-	-								
Penalty	4	9	Lohrenz	-	21	77	0	77	3.7	0	-	-	-	-	-	-								
RUSHING YARDAGE	1245	2286	Shupe	-	24	67	7	60	2.5	0	-	-	-	-	-	-	PUNT RETURNS	No	Yds	Avg	TD	Lg		
Yards Gained	1665	2481	Pohl	-	23	68	17	51	2.2	0	-	-	-	-	-	-	Lary	8	67	8.4	-	-	-	-
Yards Lost	420	195	Jensen	-	8	43	1	42	5.3	0	-	-	-	-	-	-	Rippel	4	47	11.8	-	-	-	-
Rushing Attempts	466	538	Lamont	-	15	41	5	36	2.4	0	-	-	-	-	-	-	Pohl	3	47	15.7	-	-	-	-
Average Per Rush	2.7	4.2	Martin	-	32	94	89	5	0.2	0	-	-	-	-	-	-	Harden	3	83	27.7	-	-	-	-
Average Per Game	124.5	228.6	Holderfer	-	2	4	0	4	2.0	0	-	-	-	-	-	-	Lattig	2	27	13.5	-	-	-	-
PASSING YARDAGE	562	998	Hill	-	15	41	52	-11	-0.7	0	-	-	-	-	-	-	Walter	2	14	7.0	-	-	-	-
Attempts	108	126	Gibson	-	1	0	25	-25	-25.0	0	-	-	-	-	-	-	Shupe	2	10	5.0	-	-	-	-
Completions	36	58															Powell	1	9	9.0	-	-	-	-
Interceptions	8	7															Munger	1	7	7.0	-	-	-	-
Average Per Attempt	5.2	7.9															Sandnowicz	1	4	4.0	-	-	-	-
Average Per Comp.	5.6	17.2															Hill	1	0	0.0	-	-	-	-
Average Per Game	56.2	99.8																						
Passing TD	3	6																						
TOTAL OFFENSE	18.7	2807																						
Total Plays	574	529																						
Average Per Play	3.1	5.3																						
Average Per Game	180.7	311.9																						
KICKOFF RETURNS	43-680	22-231																						
Average	15.8	10.5																						
PUNT RETURNS	30-295	39-374																						
Average	9.8	10.7																						
INTERCEPTION RETURNS	7-121	8-125																						
Average	17.3	15.6																						
FUMBLES-LOST	51-32	35-26																						
PENALTIES-YARDS	49-426	51-511																						
Average Per Game	8.7	10.0																						
PUNTS-YARDS	69-2313	48-1700																						
Average Per Punt	33.5	35.4																						
TIME OF POSSESSION	-	-																						
TOUCHDOWNS	14	-																						
Rushing	9	-																						
Passing	3	-																						
Return	2	-																						
PAT Kicks	8-14	-																						
2-point Attempts	0-0	-																						
Field Goals	0-0	-																						
Safeties	0	-																						
TOTAL POINTS	92	260																						
AVERAGE PER GAME	9.2	26.0																						



1957 (4-5-1, 2-4 BIG SEVEN, T5TH)

Date	Team	Result	Att.	AP	Rushing				Passing				Total Off.	
					FD	Att	Yds	TD	A-C-I	Yds	TD	Plays	Yds	
S21	Iowa State	W, 10-0	12,385	-	14	46	172	1	9-4-0	46	0	55	218	
	DENVER			-	14	58	188	0	9-5-0	68	0	67	256	
S28	Iowa State	T, 7-7	12,705	-	10	34	120	0	9-4-0	59	1	43	179	
	at Syracuse			-	19	54	240	1	11-6-0	50	0	65	290	
O5	Iowa State	L, 14-40	53,392	-	15	60	138	0	19-11-2	130	2	79	268	
	at Oklahoma*			1	13	45	164	5	7-5-0	128	0	52	292	
O12	Iowa State	W, 21-6	21,809	-	11	59	187	3	5-1-0	12	0	64	199	
	at Kansas*			-	10	36	80	1	23-11-2	117	0	59	197	
O19	Iowa State	L, 13-35	12,641	-	12	37	143	1	8-5-2	62	0	45	205	
	MISSOURI*			-	24	67	326	3	9-6-0	84	2	76	410	
O26	Iowa State	L, 10-14	14,421	-	14	50	132	0	15-6-1	101	1	65	233	
	KANSAS STATE*			-	12	53	207	2	2-0-0	0	0	55	207	
N2	Iowa State	L, 0-20	6,557	-	6	31	46	0	13-5-2	63	0	44	109	
	at Drake			-	19	48	165	2	24-15-1	201	1	72	366	
N9	Iowa State	W, 13-0	6,083	-	17	71	279	2	8-4-1	50	0	79	329	
	at Nebraska*			-	13	36	175	0	17-3-2	39	0	53	214	
N16	Iowa State	W, 33-0	5,095	-	16	50	170	3	11-6-1	94	2	61	264	
	SOUTH DAKOTA			-	9	42	52	0	21-9-1	62	0	63	114	
N23	Iowa State	L, 21-38	26,140	-	13	37	114	1	22-10-1	236	2	59	350	
	at Colorado*			-	29	58	427	4	13-6-1	149	2	71	576	

Head Coach: J.A. Myers **Captains:** John Falter, Marv Walter

Offense - LE Brian Dennis, LT Andris Poncius, LG Bob Bird, C Jack Falter, RG Dave Munger, RT Don Metcalf, RE Jim Stuelkel, QB Marv Walter, LH Dwight Nichols, RH Jim Lary, FB Bob Harden

BY QUARTERS	1	2	3	4	OT	Total	RUSHING							PUNTING												
							Player	G	Att	Gain	Loss	Net	Avg.	TD	Lg	Gm	Player	No	Yds	Avg	Lg	TB	FC	120	Bk	
Iowa State	6	52	30	54	-	142	Nichols	-	211	846	178	668	3.2	4	-	-	Nichols	1	46	46.0	-	-	-	-	-	
Opponents	31	39	62	28	-	160	Goesser	-	69	260	28	232	3.3	0	-	-	Harden	2	77	38.5	-	-	-	-	-	
							Harden	-	55	199	6	193	3.5	1	-	-	Lary	9	336	37.3	-	-	-	-	-	
							Ingram	-	48	151	12	139	2.9	4	-	-	Fontana	21	766	36.5	-	-	-	-	-	
							Lary	-	22	85	24	61	2.8	0	-	-	Latting	21	760	36.3	-	-	-	-	-	
							Spaulding	-	18	75	15	60	3.3	1	-	-	Rickert	7	229	32.7	-	-	-	-	-	
							Hansen	-	16	66	7	59	3.7	0	-	-	PUNT RETURNS									
							Pohl	-	20	52	13	39	1.9	1	-	-	Player	No	Yds	Avg	TD	Lg				
							Latting	-	13	39	1	38	2.9	0	-	-	Hansen	5	64	12.8	-	-				
							Dennis	-	1	9	0	9	9.0	0	-	-	Alexander	5	57	11.4	-	-				
							Fogarty	-	1	5	0	5	5.0	0	-	-	Rippel	4	50	12.5	-	-				
							Anderson	-	1	0	2	-2	-2.0	0	-	-	Gates	2	21	10.5	-	-				
																	Bartelt	1	10	10.0	-	-				
																	Lutz	1	8	8.0	-	-				
																	Falter	1	3	3.0	-	-				
																	KICKOFF RETURNS									
							Player	No	Yds	Avg	TD	Lg														
							Nichols	-	99	50	7	505	751	7	-	-	Alexander	4	85	21.3	-	-				
							Finley	-	55	6	.109	102	1	-	-	Rippel	3	69	23.0	-	-					
							Rickert	-	4	0	0.000	0	0	-	-	Hansen	3	62	20.7	-	-					
																	Lutz	3	36	12.0	-	-				
																	Blaney	3	34	11.3	-	-				
																	Gates	2	39	19.5	-	-				
																	Philmon	2	38	19.0	-	-				
																	Lorenzen	2	38	19.0	-	-				
																	Dee	2	32	16.0	-	-				
																	Young	2	19	9.5	-	-				
																	Donohue	1	17	17.0	-	-				
																	Jensen	1	13	13.0	-	-				
																	Schweickert	1	11	11.0	-	-				
																	Wostoupal	1	10	10.0	-	-				
																	Walter	1	7	7.0	-	-				
																	Bartelt	1	4	4.0	-	-				
																	INTERCEPTIONS									
							Player	No	Yds	Avg	TD	Lg														
							Hansen	2	36	18.0	-	-														
							Reeves	2	5	2.5	-	-														
							Donohue	1	16	16.0	-	-														
							Lutz	1	12	12.0	-	-														
							Tweeten	1	7	7.0	-	-														
																	TOTAL OFFENSE LEADERS									
							Player	G	Plays	Rush	Pass	Tot	Avg													
							Nichols	-	310	668	751	1419	4.6													
							Goesser	-	84	260	102	362	4.31													
							Harden	-	55	193	0	193	3.51													
							Ingram	-	48	139	0	139	2.90													
														ALL PURPOSE LEADERS												
							Player	G	Rush	Rec	PR	KR	IR	Tot	Avg											
							Nichols	-	668	0	0	0	0	668	-											
							Goesser	-	232	0	0	0	0	232	-											
							Dennis	-	9	252	0	0	0	261	-											



1958 (4-6, 0-6 BIG SEVEN, 7TH)

Date	Team	Result	Att.	AP	FD	Rushing			Passing			Total Off.	
						Att	Yds	TD	A-C-I	Yds	TD	Plays	Yds
S20	Iowa State DRAKE	W, 33-0	12,806	-	18	58	277	4	6-4-0	113	1	64	390
				-	7	37	38	0	9-3-2	32	0	46	70
S27	Iowa State at Arizona	W 14-0	18,608	-	13	54	220	2	9-4-1	70	0	63	290
				-	11	30	74	0	28-15-6	114	0	58	188
O4	Iowa State at Nebraska*	L, 6-7	30,310	-	15	60	243	1	9-3-1	63	0	69	306
				-	8	40	121	0	5-4-1	36	1	45	157
O11	Iowa State KANSAS*	L, 0-7	14,551	-	11	49	152	0	10-4-0	40	0	59	192
				-	19	70	226	1	9-2-1	19	0	79	245
O18	Iowa State COLORADO*	L, 0-20	8,274	-	9	46	43	0	12-4-0	70	0	58	113
				-	18	57	291	3	9-4-1	62	0	66	353
O25	Iowa State at Missouri*	L, 6-14	22,464	-	10	35	101	1	13-5-1	51	0	48	152
				-	13	63	225	2	5-1-0	30	0	68	255
N1	Iowa State SOUTH DAKOTA	W, 53-0	6,337	-	23	60	374	4	9-5-0	194	3	69	568
				-	8	40	94	0	16-2-3	11	0	56	105
N8	Iowa State OKLAHOMA*	L, 0-20	10,314	-	9	55	232	0	8-2-0	14	0	63	246
				6	17	68	273	2	4-1-0	5	1	72	278
N15	Iowa State at Kansas State*	L, 6-14	8,193	-	7	33	127	1	11-3-1	32	0	44	159
				-	21	73	277	2	7-3-0	19	0	80	296
N21	Iowa State at San Jose State	W, 9-6	11,214	-	18	62	245	1	9-3-1	37	0	71	282
				-	13	34	148	1	17-6-1	62	0	51	210

Head Coach: Clay Stapleton **Captain:** Gale Gibson

Offense - LE Jim Winstead, LT Charles Martin, LG Ray Fauser, C Arden Esslinger, RG Jerry Donohue, RT Larry Van Der Heyden, RE Gale Gibson, QB Cliff Rick, LH Dwight Nichols, RH Tom Watkins, FB Chuck Lamson

BY QUARTERS			1	2	3	4	OT	Total	RUSHING								PASSING								PUNTING							
			20	28	41	38	-	127	Player	G	Att	Gain	Loss	Net	Avg	TD	Lg	Gm	Player	No	Yds	Avg	Lg	TD	FC	I20	Bk					
Iowa State			20	28	41	38	-	127	Nichols	-	220	946	131	815	3.7	3	-	-	Rick	28	912	32.9	-	-	-	-	-					
Opponents			21	20	27	20	-	88	Harden	-	90	361	7	354	3.9	7	-	-	Nichols	14	418	29.9	-	-	-	-	-					
									Lamson	-	52	267	5	262	5.0	1	-	-	Scheldrup	10	362	36.2	-	-	-	-	-					
TEAM STATISTICS			<i>Iowa State</i>		<i>Opponents</i>				Webb	-	40	250	42	208	5.2	1	-	-	Goesser	5	170	34.0	-	-	-	-	-					
FIRST DOWNS			133	135	107	107			Fitzgerald	-	23	164	27	137	5.9	1	-	-	Gibson	4	140	35.0	-	-	-	-	-					
Rushing			196	107	21	21			Watkins	-	20	86	12	74	3.7	0	-	-	PUNT RETURNS													
Passing			8	7	8	7			Goesser	-	25	98	30	68	2.7	0	-	-	Player	No	Yds	Avg	TD	Lg								
Penalty			8	7	8	7			Lamont	-	15	45	0	45	3.0	1	-	-	Nichols	18	195	-	-	-								
RUSHING YARDAGE			2013	1767	2318	1971			Ingram	-	20	80	40	40	2.0	0	-	-	Ingram	4	43	-	-	-								
Yards Gained			2318	1971	305	204			Pohl	-	5	18	0	18	3.6	1	-	-	Goesser	2	27	-	-	-								
Yards Lost			305	204	512	512			Anderson	-	1	3	0	3	3.0	0	-	-	KICKOFF RETURNS													
Rushing Attempts			512	512	3.9	3.5			Rick	-	1	0	11	-11	-11.0	0	-	-	Player	No	Yds	Avg	TD	Lg								
Average Per Rush			3.9	3.5	2013	1767			PASSING								KICKOFF RETURNS															
Average Per Game			2013	1767	Player	G	Att	Comp	Int	Pct	Yds	TD	Lg	Gm	Fitzgerald	6	78	13.0	-	-												
Rushing TD			-	-	Nichols	-	55	26	1	473	357	0	-	-	Nichols	5	137	27.4	-	-												
PASSING YARDAGE			684	390	Ingram	-	23	8	2	348	205	2	-	-	Watkins	3	33	11.0	-	-												
Attempts			96	109	Goesser	-	13	2	1	154	77	1	-	-	Lamson	2	3	19.5	-	-												
Completions			37	41	Harden	-	4	1	1	250	45	1	-	-	Harden	2	47	23.5	-	-												
Interceptions			5	15	Lamson	-	1	0	0	.000	0	0	-	-	Gibson	1	14	14.0	-	-												
Average Per Attempt			7.1	3.6	RECEIVING								INTERCEPTIONS																			
Average Per Comp.			18.5	9.5	Player	G	Rec	Yds	Avg	TD	Lg	Gm	Player																			
Average Per Game			68.4	39.0	Gibson	-	9	148	16.4	0	-	-	No																			
Passing TD			4	2	Fitzgerald	-	6	156	26.0	2	-	-	Yds																			
TOTAL OFFENSE			2698	2157	Watkins	-	4	88	22.0	1	-	-	TD																			
Total Plays			608	621	Webb	-	4	79	19.8	0	-	-	Lg																			
Average Per Play			4.4	3.5	Anderson	-	4	39	9.8	0	-	-	Gm																			
Average Per Game			2697	2157	Rick	-	4	31	7.8	0	-	-	Lamont																			
KICKOFF RETURNS			19-348	22-231	Winstead	-	2	86	43.0	1	-	-	Esslinger																			
Average			18.3	10.5	Hill	-	2	31	15.5	0	-	-	Harden																			
PUNT RETURNS			61-2013	39-374	Marshall	-	1	14	14.0	0	-	-	Webb																			
Average			33.0	10.7	Gartner	-	1	12	12.0	0	-	-	Fitzgerald																			
INTERCEPTION RETURNS			15-84	5-20	SCORING								INTERCEPTION RETURNS																			
Average			5.6	4.0	Player	TD	FG	Kick	Rush	Pass	DXP	Saf	Pts	Player																		
FUMBLES-LOST			21-9	33-23	Harden	7	0	0	0	0	0	0	0	42	No																	
PENALTIES-YARDS			41-416	46-421	Fitzgerald	3	0	0	0	0	0	0	0	18	Yds																	
Average Per Game			41.6	42.1	Nichols	3	0	0	0	0	0	0	0	12	Tot																	
PUNTS-YARDS			69-2313	56-2087	Nichols	3	0	0	0	0	0	0	0	48	Avg																	
Average Per Punt			33.0	37.3	Harden	-	94	354	45	406	4.31	-	-	426	PR																	
TIME OF POSSESSION			-	-	Lamson	-	53	262	0	262	4.94	-	-	463	KR																	
TOUCHDOWNS			18	-	ALL PURPOSE LEADERS								ALL PURPOSE LEADERS																			
Rushing			14	-	Player	G	Rush	Rec	PR	KR	IR	Tot	Avg																			
Passing			4	-	Nichols	-	815	0	195	137	0	1147	115																			
Return			0	-	Harden	-	354	0	47	2	403	-																				
PAT Kicks			10-12	-	Fitzgerald	-	137	156	0	78	0	371	37.1																			
2-point Attempts			2-5	-																												
Field Goals			1-2	-																												
Safeties			1	-																												
TOTAL POINTS			127	88																												
AVERAGE PER GAME			12.7	8.8																												



1959 (7-3, 3-3 BIG SEVEN, T3RD)

Date	Team	Result	Att.	AP	FD	Rushing			Passing		Total Off.		
						Att	Yds	TD	A-C-I	Yds	TD	Plays	Yds
S19	Iowa State at Drake	W, 41-0	13,397	-	27	72	342	3	15-10-0	108	1	87	450
					6	22	18	0	22-5-3	82	0	44	100
S25	Iowa State at Denver	W, 28-12	8,903	-	15	40	221	2	4-3-0	45	2	44	266
					17	67	225	2	6-3-1	54	0	73	279
O3	Iowa State MISSOURI*	L, 0-14	10,632	-	8	40	121	0	18-1-1	42	0	58	163
					20	60	248	1	10-4-4	34	1	70	282
O10	Iowa State at South Dakota	W, 41-6	1,864	-	20	58	335	6	5-4-0	67	0	63	402
					11	40	35	0	25-3-3	106	0	65	141
O17	Iowa State at Colorado*	W, 27-0	37,319	-	17	54	247	3	8-5-0	80	1	62	327
					8	45	94	0	16-4-2	27	0	61	121
O24	Iowa State KANSAS STATE*	W, 26-0	13,899	-	21	57	358	2	11-6-0	108	2	69	466
					12	45	163	0	12-6-2	39	0	57	202
O31	Iowa State at Kansas*	L, 0-7	24,409	-	11	43	122	0	13-3-3	73	0	56	195
					15	57	256	1	7-4-0	51	0	64	307
N7	Iowa State NEBRASKA*	W, 18-6	10,995	-	11	43	168	1	3-1-0	15	0	46	183
					14	52	103	1	11-3-2	45	0	63	148
N14	Iowa State SAN JOSE STATE	W, 55-0	6,049	-	15	53	247	5	9-4-1	80	2	62	327
					8	29	52	0	30-13-4	115	0	59	167
N21	Iowa State at Oklahoma*	L, 12-35	46,529	-	16	42	126	1	13-8-3	103	1	55	229
					22	73	348	5	2-0-1	0	0	75	348

Head Coach: Clay Stapleton **Captain:** Dwight Nichols

Offense - LE Bob Anderson, LT Jerry Schoenfelder, LG Tom Ferreebe, C Arden Esslinger, RG Dan Celoni, RT Larry Van Der Heyden, RE Don Webb, QB Cliff Rick, LH Dwight Nichols, RH Mike Fitzgerald, FB Tom Watkins

BY QUARTERS		1	2	3	4	OT	Total	RUSHING							PUNTING				
Player	G	Att	Gain	Loss	Net	Avg.	TD	Lg	Gm	Player	No	Yds	Avg.	Lg	TB	FC	120 Blk		
Iowa State	44	74	76	54	-	248				Nichols	8	183	20.3	0	-	-	-		
Opponents	14	19	7	40	-	80				Rick	41	1446	35.3	-	-	-	-		
TEAM STATISTICS		Iowa State	Opponents									PUNT RETURNS							
FIRST DOWNS	161	133									Player	No	Yds	Avg.	TD	Lg			
Rushing	130	103									Nichols	13	123	9.5	-	-			
Passing	30	23									Sullivan	3	7	2.3	-	-			
Penalty	11	7									Ferreebe	1	29	29	-	-			
RUSHING YARDAGE	2287	1542									Cooper	1	12	12	-	-			
Yards Gained	2514	1867									Watkins	1	0	0	-	-			
Yards Lost	227	325									KICKOFF RETURNS								
Rushing Attempts	505	490									Player	No	Yds	Avg.	TD	Lg			
Average Per Rush	4.5	3.1									Nichols	8	183	20.3	0	-			
Average Per Game	228.9	154.2									Fitzgerald	8	152	19.0	0	-			
Rushing TD	-	-									Watkins	3	137	45.7	1	-			
PASSING YARDAGE	721	553									Webb	1	77	77.0	1	-			
Attempts	99	141									Rick	1	35	35.0	0	-			
Completions	51	50									Cooper	1	21	21.0	0	-			
Interceptions	8	8									Anderson	1	12	12.0	0	-			
Average Per Attempt	7.3	3.9									Sturek	1	9	9.0	0	-			
Average Per Comp.	14.1	11.1									INTERCEPTIONS								
Average Per Game	72.1	55.3									Player	No	Yds	Avg.	TD	Lg			
Passing TD	9	1									Nichols	4	70	17.5	0	-			
TOTAL OFFENSE	3008	2095									Watkins	4	25	6.3	0	-			
Total Plays	601	631									Fitzgerald	4	19	4.8	0	-			
Average Per Play	5.0	3.3									Spelman	4	26	6.5	0	-			
Average Per Game	301.0	209.5									Rick	2	63	31.5	0	-			
KICKOFF RETURNS	24-626	31-806									Cooper	2	45	22.5	0	-			
Average	26.1	26.0									Sturek	1	22	22.0	0	-			
PUNT RETURNS	19-171	19-117									Webb	1	13	13.0	0	-			
Average	9.0	6.2									Gartner	1	0	0.0	0	-			
INTERCEPTION RETURNS	7-283	8-44									TOTAL OFFENSE LEADERS								
Average	40.4	5.5									Player	G	Plays	Rush	Pass	Tot	Avg.		
FUMBLES-LOST	22-9	34-18									Nichols	-	287	749	609	1358	4.7		
PENALTIES-YARDS	36-421	52-480									Watkins	-	161	843	0	843	5.2		
Average Per Game	42.1	48.0									Fitzgerald	-	54	374	0	374	6.9		
PUNTS-YARDS	46-1564	47-1663									ALL PURPOSE LEADERS								
Average Per Punt	34.0	35.4									Player	G	Rush	Rec	PK	IR	Tot	Avg.	
TIME OF POSSESSION	-	-									Nichols	-	749	0	123	183	70	1125	11.2
TOUCHDOWNS	35	-									Watkins	-	843	32	0	137	25	1037	10.4
Rushing	23	-									Fitzgerald	-	374	179	0	152	19	724	72.4
Passing	9	-																	
Return	3	-																	
PAT Kicks	27-33	-																	
2-point Attempts	0-1	-																	
Field Goals	3-10	-																	
Safeties	0	-																	
TOTAL POINTS	248	80																	
AVERAGE PER GAME	24.8	8.0																	



1960 (7-3, 4-3 BIG EIGHT, 4TH)

Date	Team	Result	Att.	AP	FD	Rushing			Passing			Total Off.		
						Att	Yds	TD	A-C-I	Yds	TD	Plays	Yds	
S17	Iowa State	W, 46-0	14,686	-	19	50	354	4	10-5-0	47	2	60	401	
	DRAKE		-	-	6	36	42	0	19-7-1	49	0	55	91	
S25	Iowa State at Detroit	W, 44-21	14,609	-	18	55	323	5	9-5-1	96	1	64	419	
O1	Iowa State at Nebraska*	W, 10-7	32,262	-	13	42	137	2	17-4-1	36	1	59	173	
O8	Iowa State KANSAS*	L, 14-28	16,277	-	15	47	169	2	9-5-3	73	0	56	242	
				-	10	13	48	191	3	4-2-1	64	1	52	255
O15	Iowa State COLORADO*	L, 6-21	17,205	-	7	33	56	0	9-6-1	106	0	42	162	
				-	14	62	289	3	9-3-1	28	0	71	317	
O22	Iowa State at Missouri*	L, 8-34	33,683	-	7	38	105	1	5-2-0	28	1	43	133	
				-	5	20	63	294	4	2-1-1	18	0	65	312
O29	Iowa State at Oklahoma State*	W, 13-6	17,042	-	7	43	135	2	0-0-0	0	0	43	135	
				-	10	56	169	1	4-1-1	2	0	60	171	
N5	Iowa State OKLAHOMA*	W, 10-6	15,451	-	9	51	181	1	6-2-0	25	0	57	206	
				-	15	57	212	1	6-2-0	19	0	63	231	
N12	Iowa State at Kansas State*	W, 20-7	7,649	-	20	67	358	3	9-3-2	30	0	76	388	
				-	7	25	118	1	13-4-0	40	0	38	158	
N19	Iowa State at Pacific	W, 14-6	6,459	-	15	53	216	1	7-2-1	40	1	60	256	
				-	10	44	156	1	13-4-0	28	0	57	184	

Head Coach: Clay Stapleton **Captain:** Arden Esslinger

Offense - LE Larry Montre, LT Ron Walter, LG Dick Scensiak, C Arden Esslinger, RG Dan Celoni, RT Larry Van Der Heyden, RE Don Webb, QB Cliff Rick, LH Dave Hoppmann, RH J.W. Burden, FR Tom Watkins

Specialists - P Gary Ellis, K Cliff Rick

BY QUARTERS	1	2	3	4	OT	Total	RUSHING							PUNTING											
							Player	G	Att	Gain	Loss	Net	Avg	TD	Lg	Gm	Player	No	Yds	Avg	Lg	TB	FC	120 Blk	
Iowa State	41	40	47	57	-	185	Hoppmann	-	161	914	70	844	5.2	5	-	Clayberg	3	162	54.0	-	-	-	-	-	0
Opponents	48	41	34	13	-	136	Watkins	-	163	706	18	688	4.2	9	-	Ellis	24	835	34.8	-	-	-	-	-	0
							Clayberg	-	40	167	14	153	3.8	2	-	Rick	19	616	32.4	-	-	-	-	-	1
							Burden	-	26	171	25	146	5.6	2	-	Clapper	2	48	24.0	-	-	-	-	-	0
							Fitzgerald	-	30	144	28	116	3.5	1	-	PUNT RETURNS									
							Goesser	-	37	124	28	96	2.6	0	-	Player No Yds Avg TD Lg									
							Cooper	-	8	35	5	30	3.8	0	-	Cooper 5 78 15.6 1 -									
							Chandler	-	3	26	0	26	8.7	0	-	Fitzgerald 4 26 6.5 0 -									
							Smith	-	6	19	0	19	3.2	0	-	VanDerHeyden 2 32 16.0 0 -									
							Sullivan	-	8	29	9	20	2.5	0	-	Hoppmann 2 24 12.0 0 -									
							Kushlak	-	5	12	10	2	0.4	0	-	Chandler 1 15 15.0 0 -									
							Bad Centers	-	2	0	24	-24	-	0	-	KICKOFF RETURNS									
							PASSING							Player No Yds Avg TD Lg											
							Player	G	Att	Cmp	Int	Pct	Yds	TD	Lg	Gm	Watkins 14 332 23.7 0 -								
							Hoppmann	-	40	17-6	-	-	214	3	-	-	Burden 7 146 20.9 0 -								
							Cooper	-	11	5-3	-	-	107	1	-	-	Fitzgerald 4 60 15.0 0 -								
							Goesser	-	7	4-0	-	-	61	1	-	-	Goesser 1 32 32.0 0 -								
							Sullivan	-	6	3-0	-	-	51	0	-	-	Hoppmann 1 19 19.0 0 -								
							Clayberg	-	2	1-0	-	-	12	0	-	-	Sullivan 1 15 15.0 0 -								
							RECEIVING							Cooper 1 11 11.0 0 -											
							Player	G	Rec	Yds	Avg	TD	Lg	Gm	Walter 1 2 2.0 0 -										
							Webb	-	13	203	15.6	2	-	-	INTERCEPTIONS										
							Fitzgerald	-	5	92	18.4	1	-	-	Player No Yds Avg TD Lg										
							Montre	-	4	57	14.3	1	-	-	Fitzgerald 2 26 13.0 0 -										
							Schreiber	-	1	20	20.0	1	-	-	Watkins 1 62 62.0 0 -										
							Marcellus	-	1	17	17.0	0	-	-	Smith 1 34 34.0 0 -										
							Rick	-	1	16	16.0	0	-	-	Sullivan 1 13 13.0 0 -										
							Limerick	-	1	12	12.0	0	-	-	Burden 1 0 0 0 -										
							Burden	-	1	12	12.0	0	-	-	Cooper 1 11 11.0 0 -										
							Horky	-	1	11	11.0	0	-	-	TOTAL OFFENSE LEADERS										
							Watkins	-	1	8	8.0	0	-	-	Player G Plays Rush Pass Tot Avg										
							Proto	-	1	-3	-3.0	0	-	-	Hoppmann - 2 26 13.0 0 -										
							SCORING							Watkins - 163 688 0 688 -											
							Player	TD	FG	Kick	Rush	Pass	DXP	Saf	Pts	Clayberg - 42 153 12 165 -									
							Watkins	-	10	0-0	0-0	0-0	0-0	-	-	ALL PURPOSE LEADERS									
							Hoppmann	-	5	0-0	0-0	0-0	1-3	-	-	Player G Rush Rec PR KR IR Tot Avg									
							Fitzgerald	-	2	0-0	8-8	1-1	1-1	-	-	Watkins - 688 8 62 0 3321090 -									
							Clayberg	-	2	0-0	0-0	1-1	0-0	-	-	Hoppmann - 844 0 0 24 19 887 -									
							Rick	-	0	0-0	14-15	0-1	0-0	-	-	Fitzgerald - 116 92 26 26 60 304 -									
							Schreiber	-	1	2-3	1-3	0-0	0-0	-	-	Burden - 146 12 0 0 0146 320 -									
							Webb	-	2	0-0	0-0	0-0	0-0	-	-										
							Burden	-	2	0-0	0-0	0-0	0-0	-	-										
							Cooper	-	1	0-0	0-0	0-0	1-1	-	-										
							Horky	-	0	0-0	0-0	0-0	1-1	-	-										
							Montre	-	1	0-0	0-0	0-0	0-0	-	-										
							Sullivan	-	0	0-0	0-0	0-0	1-1	-	-										



1961 (5-5, 3-4 BIG EIGHT, 5TH)

Date	Team	Result	Att.	AP	FD	Rushing			Passing			Total Off.		
						Att	Yds	TD	A-C-I	Yds	TD	Plays	Yds	
S16	Iowa State at Drake	W, 21-0	12,465	-	13	48	192	1	7-3-1	60	2	55	252	
						11	51	132	0	9-2-1	16	0	60	
S23	Iowa State OKLAHOMA STATE*	W, 14-7	16,848	-	7	34	135	2	3-2-1	45	0	37	180	
						19	58	210	1	12-5-1	63	0	70	
O7	Iowa State at Oklahoma*	W, 21-15	45,365	-	13	50	185	3	3-2-1	32	0	53	217	
						17	56	207	2	17-8-1	91	0	73	
O14	Iowa State at Kansas*	L, 7-21	32,176	-	9	39	132	0	9-5-0	68	1	48	200	
						13	50	189	3	7-3-2	66	0	57	
O21	Iowa State MISSOURI*	L, 7-13	21,932	-	8	32	34	0	16-6-1	99	1	48	133	
						15	61	233	1	3-2-0	19	1	64	
O28	Iowa State KANSAS STATE*	W, 31-7	18,475	-	15	48	345	2	12-3-2	63	2	60	408	
						7	42	111	1	7-4-1	41	0	49	
N4	Iowa State at Boston College	L, 10-14	13,015	-	14	48	172	0	15-8-1	137	1	63	309	
						11	45	136	2	12-4-2	61	0	57	
N11	Iowa State NEBRASKA*	L, 13-16	13,106	-	10	22	90	1	22-11-2	176	1	44	266	
						18	57	235	2	9-5-0	78	0	66	
N18	Iowa State at Tulsa	W, 27-6	6,600	-	15	42	279	4	5-3-0	54	0	47	333	
						18	50	103	0	27-13-4	139	1	77	
N25	Iowa State at Colorado*	L, 0-34	30,399	-	11	43	88	0	14-4-3	66	0	57	154	
						7	18	52	248	3	24-8-1	157	1	76

Head Coach: Clay Stapleton **Captain:** John Cooper

Offense - LE Larry Montre, LT Tom Graham, LG Carl Proto, C Jon Spelman, RG Dan Celoni, RT Dick Walton, RE Steve Sturek, QB Paul Sullivan, LH Dave Hoppmann, RG J.W. Burden, FB Dave Clayberg

BY QUARTERS	1	2	3	4	OT	Total	RUSHING							PUNTING											
							Player	G	Att	Gain	Loss	Net	Avg.	TD	Lg	Gm	Player	No	Yds	Avg	Lg	TB	FC	I20	Bk
Iowa State	45	24	27	55	-	151	Hoppmann	-	229	1086	166	920	4.0	5	-	-	Burden	12	329	47.0	-	-	-	-	-
Opponents	20	38	29	46	-	133	Hoover	-	79	341	14	327	4.1	4	-	-	Clayberg	48	1849	38.5	-	-	-	-	-
							Burden	-	37	197	28	169	4.6	1	-	-	Ellis	-	-	-	-	-	-	-	-
							Clay	-	26	157	19	138	5.3	3	-	-	PUNT RETURNS								
							Limerick	-	9	62	6	56	6.2	0	-	-	Player	No	Yds <th>Avg</th> <th>TD</th> <th>Lg</th> <td colspan="3"></td>	Avg	TD	Lg			
							Clayberg	-	13	30	0	30	2.3	0	-	-	Hoppmann	11	74	6.7	-	-			
							Smith	-	4	24	3	21	5.3	0	-	-	Cooper	7	72	10.3	-	-			
							Cooper	-	8	6	3	3	0.4	0	-	-	Limerick	4	38	9.5	-	-			
							Ellis	-	1	0	13	-13	-13.0	0	-	-	Hoover	4	24	6.0	-	-			
							PASSING							KICKOFF RETURNS											
							Player	G	Att	Cmp	Int	Pct.	Yds	TD	Lg <th>Gm</th> <th>Player</th> <th>No</th> <th>Yds</th> <th>Avg</th> <th>TD</th> <th>Lg</th> <td colspan="2"></td>	Gm	Player	No	Yds	Avg	TD	Lg			
							Hoppmann	-	91	41	11	-	718	7	-	-	Burden	12	267	22.3	-	-			
							Cooper	-	11	4	1	-	60	0	-	-	Hoppmann	4	58	14.5	-	-			
							Hoover	-	3	2	0	-	22	1	-	-	Hoover	3	57	19.0	-	-			
							Clay	-	1	0	0	-	0	0	-	-	Clay	3	51	17.0	-	-			
							RECEIVING							INTERCEPTIONS											
							Player	G	Rec	Yds	Avg	TD	Lg <th>Gm</th> <th>Player</th> <th>No</th> <th>Yds</th> <th>Avg</th> <th>TD</th> <th>Lg</th> <td colspan="3"></td>	Gm	Player	No	Yds	Avg	TD	Lg					
							Hoppmann	-	21	402	19.1	4	-	-	Cooper	4	23	5.8	-	-					
							Limerick	-	10	210	21.0	4	-	-	Spelman	3	10	3.3	-	-					
							Montre	-	7	84	12.0	0	-	-	Kidd	2	25	12.5	-	-					
							Burden	-	7	84	12.0	0	-	-	Hoover	1	24	24.0	-	-					
							Hannahs	-	2	22	11.0	0	-	-	Clapper	1	3	3.0	-	-					
							Sturek	-	2	17	8.5	0	-	-	Burden	1	0	1.0	-	-					
							Clapper	-	2	7	3.5	0	-	-	Hoppmann	1	0	1.0	-	-					
							Marcellus	-	1	32	32.0	0	-	-	TOTAL OFFENSE LEADERS										
							Kidd	-	1	21	21.0	0	-	-	Player	G	Plays	Rush	Pass	Tot	Avg.				
							Schreiber	-	1	5	5.0	0	-	-	Hoppmann	-	320	920	718	1638	-				
							SCORING							TOTAL OFFENSE LEADERS											
							Player	TD	FG	Kick	Rush	Pass	DXP	Saf	Pts	Player	G	Plays	Rush	Pass	Tot	Avg.			
							Hoppmann	5	0-0	0-0	-	-	1-2	-	30	Hoppmann	-	920	0	0	74	58	1052	-	
							Limerick	4	5-6	0-0	0-0	-	-	-	24	Limerick	-	56	40	0	38	41	537	-	
							Limerick	4	0-0	0-0	0-0	-	-	-	24	Hoover	-	82	327	22	349	-			
							Hoover	4	0-0	0-0	0-0	-	-	-	24	Burden	-	37	169	0	169	-			
							Schreiber	0	2-3	17-19	0-0	-	-	-	23										
							Clay	3	0-0	0-0	0-0	-	-	-	18										
							Burden	1	0-0	0-0	0-0	-	-	-	6										
							Hannahs	0	0-0	0-0	0-0	-	-	-	2										
														ALL PURPOSE LEADERS											
														Player	G	Rush	Rec	PR	KR	IR	Tot	Avg.			
														Hoppmann	-	920	0	0	0	74	58	1052	-		
														Limerick	-	56	40	0	38	41	537	-			
														Hoover	-	327	0	24	24	57	432	-			



1962 (5-5, 3-4 BIG EIGHT, 5TH)

Date	Team	Result	Att.	AP	FD	Rushing			Passing			Total Off.	
						Att	Yds	TD	A-C-I	Yds	TD	Plays	Yds
S15	Iowa State DRAKE	W, 14-7	21,781	-	11	48	195	2	8-1-0	7	0	56	202
				-	11	45	137	1	18-11-0	93	0	63	230
S22	Iowa State at Oregon State (Portland)	L, 35-39	30,430	-	14	42	169	3	14-10-1	211	2	56	380
				-	27	45	197	3	30-16-1	252	3	75	449
O6	Iowa State at Nebraska*	L, 22-36	34,321	-	13	38	147	2	14-7-2	70	1	52	217
				-	20	62	234	4	15-9-0	153	1	77	387
O13	Iowa State KANSAS*	L, 8-29	22,262	-	12	40	59	1	12-6-1	102	0	52	161
				-	21	54	312	4	8-2-1	34	0	62	346
O20	Iowa State COLORADO*	W, 57-19	18,045	-	21	52	358	5	13-6-0	130	2	65	488
				-	12	38	85	1	31-13-1	123	2	69	208
O27	Iowa State at Missouri*	L, 6-21	42,010	-	8	32	101	1	15-6-2	93	0	47	194
				-	25	73	348	3	4-0-3	0	0	77	348
N3	Iowa State at Oklahoma State*	W, 34-7	17,533	-	24	64	404	4	10-5-1	74	1	74	478
				-	13	31	71	0	31-11-2	130	1	62	201
N10	Iowa State OKLAHOMA*	L, 0-41	15,391	-	12	44	86	0	18-5-2	62	0	62	148
				-	25	61	309	5	14-10-0	112	1	75	421
N17	Iowa State at Kansas State*	W, 28-14	9,224	-	20	59	270	3	7-2-0	49	0	66	319
				-	11	43	104	1	11-6-0	61	1	54	165
N24	Iowa State OHIO	W, 31-22	8,503	-	24	59	321	2	17-9-0	206	2	76	527
				-	12	28	97	2	28-10-3	55	1	56	352

Head Coach: Clay Stapleton **Captain:** Jim Clapper

Offense - LE Larry Schreiber, LT John Van Sicken, LG Tim Brown, C Ray Steffy, RG Dick Walton, RT Norm Taylor,

RE John McGonegle, QB Larry Switzer, HN Dave Hoppmann, HB Otis Williams, FB Tim Vaughn

Specialists - K Larry Schreiber

BY QUARTERS	1	2	3	4	OT	Total	RUSHING							PASSING							PUNTING						
							Player	G	Att	Gain	Loss	Net	Avg.	TD	Lg	Gm	Player	No	Yds	Avg	Lg	TD	FC	IO	Bk		
Iowa State	56	65	51	63	-	235	Hoppmann	-	198	941	143	798	4.0	11	-	-	Ellis	46	1702	37.0	-	-	-	-	0		
Opponents	40	76	54	65	-	235	Vaughn	-	104	614	17	597	5.7	9	-	-	Team	1	0	-	-	-	-	-	1		
TEAM STATISTICS							INTERCEPTIONS							RECEIVING													
TEAM STATISTICS	Iowa State						Opponents						Player							Player							
FIRST DOWNS	159						177						Limerick							Clapper							
Rushing	111						123						Montre							Clay							
Passing	42						52						Schreiber							Vaughn							
Penalty	6						2						McGonegle							Williams							
RUSHING YARDAGE	2120						1894						Hoppmann							Limerick							
Yards Gained	2346						2124						Kidd							Hoover							
Yards Lost	226						230						Hoppmann							Williams							
Rushing Attempts	477						480						Chandler							Limerick							
Average Per Rush	4.4						3.9						Hannahs							Hoover							
Average Per Game	212.0						189.4						Hoover							Williams							
Rushing TD	-						-						Vaughn							Vaughn							
PASSING YARDAGE	1004						1213						Schreiber							Clayberg							
Attempts	128						190						Hoppmann							Schreiber							
Completions	57						88						Switzer							Williams							
Interceptions	9						11						Switzer							Schreiber							
Average Per Attempt	7.8						6.4						Hoppmann							Schreiber							
Average Per Comp.	17.6						13.8						Kidd							Williams							
Average Per Game	100.4						121.3						Hoppmann							Limerick							
Passing TD	8						10						Kidd							Hoover							
TOTAL OFFENSE	3124						3107						Hoppmann							Hoover							
Total Plays	605						670						Hoppmann							Hoover							
Average Per Play	5.2						4.6						Chandler							Hoover							
Average Per Game	312.4						121.3						Hannahs							Hoover							
KICKOFF RETURNS	34-697						43-769						Hannahs							Hoover							
Average	20.5						17.9						Hoover							Williams							
PUNT RETURNS	16-219						22-267						Vaughn							Vaughn							
Average	13.7						12.1						Vaughn							Vaughn							
INTERCEPTION RETURNS	11-100						9-82						Clayberg							Clayberg							
Average	9.1						9.1						Clayberg							Clayberg							
FUMBLES-LOST	26-14						18-11						Clayberg							Clayberg							
PENALTIES-YARDS	32-239						34-336						Clayberg							Clayberg							
Average Per Game	23.9						33.6						Clayberg							Clayberg							
PUNTS-YARDS	47-1702						44-1602						Clayberg							Clayberg							
Average Per Punt	36.2						36.4						Clayberg							Clayberg							
TIME OF POSSESSION	-						-						Clayberg							Clayberg							
TOUCHDOWNS	33						34						Clayberg							Clayberg							
Rushing	24						10						Clayberg							Clayberg							
Passing	8						10						Clayberg							Clayberg							
Return	1						10						Clayberg							Clayberg							
PAT Kicks	24-26						19-22						Clayberg							Clayberg							
2-point Attempts	5-7						6-12						Clayberg							Clayberg							
Field Goals	1-3						0-4						Clayberg							Clayberg							
Safeties	-						-						Clayberg							Clayberg							
TOTAL POINTS	235						235						Clayberg							Clayberg							
AVERAGE PER GAME	23.5						23.5						Clayberg							Clayberg							



1963 (4-5, 3-4 BIG EIGHT, T4TH)

Date	Team	Result	Att.	AP	FD	Rushing			Passing			Total Off.	
						Att	Yds	TD	A-C-I	Yds	TD	Plays	Yds
S21	Iowa State at California	L, 8-15	38,477	-	12	58	217	0	14-6-1	98	0	72	315
				-	8	35	104	1	19-6-0	113	1	54	217
S28	Iowa State VMI	W, 21-6	14,530	-	14	50	174	1	4-2-0	29	1	54	203
				-	16	45	132	0	26-9-2	100	1	71	232
O5	Iowa State at Nebraska*	L, 7-21	37,640	-	13	44	133	1	12-5-2	51	0	56	184
				-	18	53	279	3	6-3-0	42	0	59	321
O12	Iowa State at Kansas*	W, 17-14	32,915	-	19	48	180	1	19-9-2	131	1	67	311
				-	14	46	181	2	15-3-3	94	0	61	275
O19	Iowa State at Colorado*	W, 19-7	26,866	-	16	54	152	1	21-5-0	58	1	75	210
				-	4	42	106	1	7-4-0	74	0	49	180
O26	Iowa State MISSOURI*	L, 0-7	22,081	-	10	42	139	0	13-5-3	33	0	55	172
				-	3	34	18	0	12-5-1	41	0	46	59
N2	Iowa State OKLAHOMA STATE*	W, 33-28	18,002	-	15	54	202	3	8-4-2	79	1	62	281
				-	19	44	197	4	24-15-1	201	0	68	398
N9	Iowa State at Oklahoma*	L, 14-24	51,688	-	5	48	69	1	3-1-2	6	0	51	75
				6	12	49	137	1	14-5-1	61	1	63	198
N16	Iowa State KANSAS STATE*	L, 10-21	13,207	-	16	53	236	1	10-2-1	24	0	63	260
				-	17	52	214	3	7-3-0	47	0	59	261
N23	Drake game cancelled ^	-	-	-	-	-	-	-	-	-	-	-	-

^Game cancelled following JFK's assassination

Head Coach: Clay Stapleton **Captain:** Dave Hoover

Offense - LE Randy Kidd, LT Norm Taylor, LG Chuck Steimle, C John Berrington, RG Tim Brown, RT John Van Sicklen, RE Larry Hannahs, QB Ken Bunte, HB Ozzie Clay, HB Dick Limerick, FB Tom Vaughn

Specialists - P Steve Balkovec, K Dick Limerick

BY QUARTERS	1	2	3	4	OT	Total
Iowa State	20	66	14	29	-	129
Opponents	14	41	38	50	-	143

TEAM STATISTICS

Iowa State	Opponents	
FIRST DOWNS	120	111
Rushing	83	75
Passing	27	29
Penalty	10	7
RUSHING YARDAGE	1502	1368
Yards Gained	1713	1653
Yards Lost	211	285
Rushing Attempts	451	400
Average Per Rush	3.3	3.4
Average Per Game	166.9	152.0
Rushing TD	-	-
PASSING YARDAGE	509	726
Attempts	104	130
Completions	39	53
Interceptions	18	13
Average Per Attempt	4.9	5.6
Average Per Comp.	13.1	13.7
Average Per Game	56.6	80.7
Passing TD	4	3
TOTAL OFFENSE	2011	2141
Total Plays	555	530
Average Per Play	3.6	4.0
Average Per Game	223.4	237.9
KICKOFF RETURNS	27-638	25-475
Average	23.6	19.0
PUNT RETURNS	22-277	24-267
Average	12.6	11.1
INTERCEPTION RETURNS	13-50	18-190
Average	3.8	10.6
FUMBLES-LOST	21-8	22-9
PENALTIES-YARDS	32-340	41-409
Average Per Game	37.8	45.4
PUNTS-YARDS	51-2011	58-2269
Average Per Punt	39.4	39.1
TIME OF POSSESSION	-	-
TOUCHDOWNS	16	20
Rushing	9	-
Passing	4	3
Return	3	-
PAT Kicks	14-16	16-17
2-point Attempts	0-0	2-3
Field Goals	5-11	1-5
Safeties	2	0
TOTAL POINTS	129	143
AVERAGE PER GAME	14.3	15.9

RUSHING

Player	G	Att	Gain	Loss	Net	Avg	TD	Lg	Gm
Vaughn	-	190	806	11	795	4.2	7	-	-
Hoover	-	43	254	1	253	5.9	2	-	-
Williams	-	57	209	25	184	3.2	0	-	-
Limerick	-	32	121	17	104	3.2	0	-	-
Cox	-	29	94	1	93	3.2	0	-	-
Clay	-	20	57	14	43	2.1	0	-	-
Bunte	-	63	132	103	29	0.5	0	-	-
Kennedy	-	1	1	0	1	1.0	0	-	-
Switzer	-	16	39	39	0	0.0	0	-	-

PASSING

Player	G	Att	Comp	Int	Pct	Yds	TD	Lg	Gm
Bunte	-	70	26	6	37.1	347	2	-	-
Hoover	-	9	5	2	55.6	53	2	-	-
Clay	-	7	4	2	57.1	63	0	-	-
Switzer	-	17	3	3	17.6	38	0	-	-
Limerick	-	1	1	0	100	8	0	-	-

RECEIVING

Player	G	Rec	Yds	Avg	TD	Lg	Gm
Limerick	-	24	339	14.1	4	-	-
Hammahs	-	2	47	23.5	0	-	-
Kun	-	2	31	15.5	0	-	-
Alitz	-	2	15	7.5	0	-	-
Vaughn	-	2	15	7.5	0	-	-
Hoover	-	2	2	1.0	0	-	-
Kennedy	-	1	24	24.0	0	-	-
Cox	-	1	11	11.0	0	-	-
Clay	-	1	3	3.0	0	-	-

SCORING

Player	TD	FG	Kick	Rush	Pass	DXP	Saf	Pts
Limerick	5	5-11	14-15	-	0-0	-	-	59
Vaughn	9	0-0	0-1	-	0-0	-	-	54
Hoover	2	0-0	0-0	-	0-0	-	-	12
Team	0	0-0	0-0	-	0-0	-	2	4

PUNTING

Player	No	Yds	Avg	Lg	TB	FC	I20	Bk
Balkovec	51	2011	39.4	-	-	-	-	-

PUNT RETURNS

Player	No	Yds	Avg	TD	Lg
Vaughn	13	204	15.7	1	-
Limerick	7	61	8.7	0	-
Hoover	1	8	8.0	0	-
Clay	1	4	4.0	0	-

KICKOFF RETURNS

Player	No	Yds	Avg	TD	Lg
Vaughn	12	301	25.1	1	-
Limerick	6	167	27.8	1	-
Cox	5	99	19.8	0	-
Williams	2	24	12.0	0	-

INTERCEPTIONS

Player	No	Yds	Avg	TD	Lg
Hoover	4	39	9.8	-	-
Limerick	2	11	5.5	-	-
Vaughn	2	0	0	-	-

TOTAL OFFENSE LEADERS

Player	G	Plays	Rush	Pass	Tot	Avg
Vaughn	-	190	795	0	795	-
Bunte	-	133	29	347	376	-
Hoover	-	66	253	53	306	-

ALL PURPOSE LEADERS

Player	G	Rush	Rec	PR	KR	IR	Tot	Avg
Vaughn	-	795	15	204	301	0	1315	-
Limerick	-	104	339	61	167	2	673	-
Hoover	-	253	2	8	0	39	302	-



1964 (1-8-1, 0-7 BIG EIGHT, 8TH)

Date	Team	Result	Att.	AP	FD	Rushing			Passing			Total Off.	
						Att	Yds	TD	A-C-I	Yds	TD	Plays	Yds
S19	Iowa State DRAKE	W, 25-0	20,523	-	16	50	223	3	17-6-1	90	0	67	313
S26	Iowa State at Oklahoma State*	L, 14-29	17,655	-	12	54	236	2	6-1-1	8	0	53	244
O3	Iowa State NEBRASKA*	L, 7-14	21,185	-	9	38	132	1	6-3-0	18	0	44	150
O10	Iowa State KANSAS*	L, 6-42	19,706	-	8	24	32	1	31-14-3	135	0	55	167
O17	Iowa State COLORADO*	L, 7-14	19,778	-	10	44	87	1	17-4-1	53	0	61	140
O24	Iowa State at Missouri*	L, 0-10	43,493	-	6	31	93	0	9-2-1	42	0	40	135
O31	Iowa State at Army	L, 7-9	22,155	-	14	39	119	1	23-8-2	161	0	62	280
N7	Iowa State at Oklahoma*	L, 0-30	42,982	-	4	31	43	0	18-4-2	147	0	49	86
N14	Iowa State at Kansas State*	L, 6-7	15,738	-	15	47	146	1	21-9-0	84	0	68	230
N21	Iowa State at Arizona	T, 0-0	24,595	-	15	53	174	0	8-2-0	39	0	58	199
N21	Iowa State at Arizona	T, 0-0	24,595	-	9	39	143	0	12-4-2	56	0	51	199

Head Coach: Clay Stapleton **Captain:** Mike Cox

Offense - LE Ernie Kun, LT Norm Taylor, LG Wayne Lueders, C John Berrington, RG Sam Ramenofsky, RT John Van Sicklen, RE Denny Alitz, QB Tim Van Galder, HB Tom Vaughn, HB Ernie Kennedy, FB Mike Cox

Specialists - P Steve Balkovec, K Steve Balkovec

BY QUARTERS	1	2	3	4	OT	Total	RUSHING							PUNTING													
							Player	G	Att	Gain	Loss	Net	Avg	TD	Lg	Gm	Player	No	Yds	Avg	Lg	TB	FC	I20	Bk		
Iowa State	7	31	15	19	-	72	Vaughn	G	129	522	25	497	3.9	4	-	-	Alley	17	645	37.9	-	-	-	-	-		
Opponents	42	41	52	20	-	155	Baker	G	99	422	19	403	4.1	3	-	-	Halda	33	1224	37.1	-	-	-	-	-		
TEAM STATISTICS							Cox	G	27	113	1	112	4.1	1	-	-	Balkovec	18	651	36.2	-	-	-	-	-		
Iowa State Opponents							Bunte	G	23	94	16	78	3.4	0	-	-	PUNT RETURNS										
FIRST DOWNS	109	177					Kennedy	G	19	64	4	60	3.2	0	-	-	Player	No	Yds	Avg	TD	Lg					
Rushing	67	123					Barney	G	24	61	18	43	1.6	0	-	-	Vaughn	10	120	12.0	-	-					
Passing	35	52					Halda	G	11	40	1	39	3.6	1	-	-	Vaughn	6	39	6.5	-	-					
Penalty	7	2					Williams	G	9	44	6	38	4.2	1	-	-	Barney	6	39	6.5	-	-					
RUSHING YARDAGE	1285	2124					Carwell	G	15	44	9	35	2.3	0	-	-	Williams	5	65	13.0	-	-					
Yards Gained	1511	1894					Van Galder	G	27	64	54	10	0.4	0	-	-	Carwell	1	14	14.0	-	-					
Yards Lost	226	230					Lewis	G	5	11	2	9	1.8	0	-	-	Beauchamp	1	0	0.0	-	-					
Rushing Attempts	411	480					Alley	G	1	3	0	3	3.0	0	-	-	Beauchamp	1	0	0.0	-	-					
Average Per Rush	3.1	4.4					Beauchamp	G	2	1	0	1	0.5	0	-	-	KICKOFF RETURNS										
Average Per Game	128.5	212.4					Balkovec	G	3	5	8	-3	-1.0	0	-	-	Player	No	Yds	Avg	TD	Lg					
Rushing TD	10	-					Koski	G	15	23	34	-11	-0.7	0	-	-	Vaughn	17	402	23.6	-	-					
PASSING YARDAGE	716	1213					PASSING																				
Attempts	166	190					Player	G	Att	Comp	Int	Pct	Yds	TD	Lg	Gm											
Completions	58	88					Van Galder	G	106	36	6	340	354	0	-	-	Vaughn	6	107	17.8	-	-					
Interceptions	7	11					Koski	G	24	10	2	417	179	0	-	-	Baker	4	65	16.3	-	-					
Average Per Attempt	4.3	6.4					Bunte	G	29	10	3	345	116	0	-	-	Barney	2	39	19.5	-	-					
Average Per Comp.	12.3	13.8					Halda	G	4	1	0	250	33	0	-	-	Beauchamp	1	25	25.0	-	-					
Average Per Game	71.6	8.8					Balkovec	G	2	0	1	0.0	0	0	-	-	INTERCEPTIONS										
Passing TD	0	5					Baker	G	1	0	0	0.0	0	0	-	-	Player	No	Yds	Avg	TD	Lg					
TOTAL OFFENSE	2001	3107					RECEIVING																				
Total Plays	577	670					Player	G	Rec	Yds	Avg	TD	Lg	Gm													
Average Per Play	3.5	4.6					Baker	G	6	76	12.7	0	-	-	-	-	Barney	2	49	24.5	-	-					
Average Per Game	200.1	121.3					Carwell	G	6	73	12.2	0	-	-	-	-	Cox	2	10	5.0	-	-					
KICKOFF RETURNS	30-648	43-769					Bunte	G	6	73	12.2	0	-	-	-	-	Vaughn	2	0	0.0	-	-					
Average	21.6	17.9					Alitz	G	5	77	15.4	0	-	-	-	-	Carwell	1	0	0.0	-	-					
PUNT RETURNS	23-238	22-267					Vaughn	G	5	48	9.6	0	-	-	-	-	TOTAL OFFENSE LEADERS										
Average	10.3	12.1					Kun	G	5	46	9.2	0	-	-	-	-	Player	G	Plays	Rush	Pass	Tot	Avg				
INTERCEPTION RETURNS	12-59	9-82					Kennedy	G	4	45	11.3	0	-	-	-	-	Vaughn	-	120	497	0	497	-				
Average	4.9	9.1					Pigott	G	4	44	11.0	0	-	-	-	-	Baker	-	100	403	0	403	-				
FUMBLES-LOST	28-12	18-11					Ellerbe	G	3	77	25.7	0	-	-	-	-	Van Galder	-	132	10	354	364	-				
PENALTIES-YARDS	47-375	34-336					Beauchamp	G	3	67	22.3	0	-	-	-	-	ALL PURPOSE LEADERS										
Average Per Game	37.5	33.6					Maurer	G	3	39	13.0	0	-	-	-	-	Player	G	Rush	Rec	PR	KR	IR	Tot	Avg		
PUNTS-YARDS	69-2520	44-1602					Bunte	G	2	2	7.3	0	-	-	-	-	Vaughn	-	497	48	120	402	0	1067	-		
Average Per Punt	36.5	36.4					Williams	G	2	2	-1.0	0	-	-	-	-	Baker	-	403	76	0	65	0	544	-		
TIME OF POSSESSION	-	-					Halda	G	1	32	32.0	0	-	-	-	-	Cox	-	112	0	0	107	10	229	-		
TOUCHDOWNS	10	-					Van Galder	G	1	8	-8.0	0	-	-	-	-											
Rushing	10	-					SCORING																				
Passing	0	-					Player	TD	FG	Kick	Rush	Pass	DXP	Saf	Pts												
Return	0	-					Vaughn	4	0-1	1-1	0-0	0	0	-	-	-											
PAT Kicks	3-3	18-20					Baker	3	0-0	0-0	0	0	0	-	-	-											
2-point Attempts	3-7	1-1					Halda	1	0-2	1-1	0-0	0	0	-	-	-											
Field Goals	1-6	3-8					Cox	1	0-0	0-0	0	0	0	-	-	-											
Safeties	-	-					Williams	1	0-0	0-0	0	0	0	-	-	-											
TOTAL POINTS	72	155					Balkovec	0	1-3	1-1	1-2	0-0	0	-	-	-											
AVERAGE PER GAME	7.2	15.5					Bunte	0	0-0	0-0	1-1	0-0	0	-	-	-											
							Beauchamp	0	0-0	0-0	1-1	0-0	0	-	-	-											
							Van Galder	0	0-0	0-0	0-1	0-0	0	-	-	-											



1965 (5-4-1, 3-3-1 BIG EIGHT, 4TH)

Date	Team	Result	Att.	AP	FD	Rushing			Passing			Total Off.	
						Att	Yds	TD	A-C-I	Yds	TD	Plays	Yds
S18	Iowa State DRAKE	W, 21-0	6,938	-	9	30	175	2	23-10-2	100	0	53	275
S25	Iowa State PACIFIC	W, 38-13	17,550	-	19	58	259	4	26-12-4	143	1	85	402
O2	Iowa State at Nebraska*	L, 0-44	54,145	-	7	35	44	0	12-4-1	30	0	47	74
O9	Iowa State at Kansas*	W, 21-7	38,006	-	10	50	152	2	13-7-0	174	1	63	326
O16	Iowa State at Colorado*	T, 10-10	27,005	-	10	44	115	0	11-3-1	39	0	55	175
O23	Iowa State MISSOURI*	L, 7-23	21,150	-	17	48	85	1	27-11-1	119	0	74	204
O30	Iowa State OKLAHOMA STATE*	W, 14-10	19,542	-	17	53	197	2	9-3-0	41	1	62	238
N6	Iowa State at Oklahoma*	L, 20-24	43,642	-	14	39	198	2	20-9-1	100	0	59	298
N13	Iowa State KANSAS STATE*	W, 38-6	13,977	-	14	50	138	1	18-8-1	70	0	68	208
N20	Iowa State at New Mexico	L, 9-10	14,225	-	10	31	108	1	8-3-0	45	0	95	344
				-	28	54	230	5	44-21-1	293	0	98	523
				-	9	41	134	1	12-2-0	26	0	53	160
				-	14	27	36	0	25-14-0	255	1	52	291
				-	16	54	219	1	11-4-0	66	0	65	285

Head Coach: Clay Stapleton **Captains:** Dick Kasperek, Jimmy Wipert

Offense - LE Eppie Barney, LT John Chism, LG Dennis Storey, RG Rick Burchett, RT Larry Brazon, RE George Maurer, QB Tim Van Galder, HB Les Webster, HB Tom Busch, FB Tony Baker

Defense - LE Dennis Esselmann, LT Wayne Lueders, LG Bob Evans, RG Frank Belichick, RT Sam Ramenofsky, RE Ernie Kennedy, LB Jim Wipert, LB Ron Halda, LC Doug Robinson, RC Larry Carwell, S Cal Lewis

Specialists - P Steve Balkovec, K Steve Balkovec

BY QUARTERS	1	2	3	4	OT	Total
Iowa State	27	42	72	37	-	178
Opponents	34	56	30	27	-	147
TEAM STATISTICS						
	Iowa State					Opponents
FIRST DOWNS	138					152
Rushing	75					98
Passing	53					38
Penalty	10					16
RUSHING YARDAGE	1402					1764
Yards Gained	1712					2005
Yards Lost	310					241
Rushing Attempts	417					542
Average Per Rush	3.4					7.3
Average Per Game	140.2					176.4
Rushing TD	-					-
PASSING YARDAGE	1418					821
Attempts	229					149
Completions	100					60
Interceptions	15					8
Average Per Attempt	6.2					5.5
Average Per Comp.	14.2					13.7
Average Per Game	141.8					82.1
Passing TD	6					4
TOTAL OFFENSE	2820					2585
Total Plays	646					691
Average Per Play	4.4					3.7
Average Per Game	282.0					258.5
KICKOFF RETURNS	26-500					25-509
Average	19.2					20.4
PUNT RETURNS	36-432					33-318
Average	12.0					9.6
INTERCEPTION RETURNS	8-20					15-156
Average	2.5					10.4
FUMBLES-LOST	25-16					28-18
PENALTIES-YARDS	53-550					55-513
Average Per Game	55.0					51.3
PUNTS-YARDS	65-2485					71-2700
Average Per Punt	38.2					38.0
TIME OF POSSESSION	-					-
TOUCHDOWNS	24					19
Rushing	17					-
Passing	6					4
Return	1					-
PAT Kicks	22-24					16-18
2-point Attempts	0-0					0-1
Field Goals	4-8					5-11
Safeties	0					1
TOTAL POINTS	178					147
AVERAGE PER GAME	17.8					14.7

RUSHING										
Player	G	Att	Gain	Loss	Net	Avg.	TD	Lg	Gm	
Webster	-	137	524	26	498	3.6	5	-	-	-
W. Robinson	-	100	402	36	366	3.7	5	-	-	-
Baker	-	64	322	44	278	4.4	3	-	-	-
Van Galder	-	84	335	187	148	1.8	3	-	-	-
King	-	20	88	3	85	4.3	0	-	-	-
Busch	-	10	41	8	33	3.3	1	-	-	-
Koski	-	1	0	5	-5	-5.0	0	-	-	-
PASSING										
Player	G	Att	Comp	Int	Pct	Yds	TD	Lg	Gm	
Van Galder	-	228	100	14	439	1418	6	-	-	-
Koski	-	-	1	0	-1	0	0	-	-	-
RECEIVING										
Player	G	Rec	Yds	Avg	TD	Lg	Gm			
Barney	-	35	495	14.1	1	-	-	-	-	-
Busch	-	28	443	15.8	3	-	-	-	-	-
Maurer	-	19	221	11.6	1	-	-	-	-	-
King	-	11	166	15.1	1	-	-	-	-	-
Webster	-	7	93	13.3	0	-	-	-	-	-
SCORING										
Player	TD	FG	Kick	Rush	Pass	DXP	Saf	Pts		
Balkovec	0	4-8	22-24	-	0-0	-	-	-	34	-
Webster	5	0-0	0-0	-	1-2	-	-	-	30	-
W. Robinson	5	0-0	0-0	-	0-0	-	-	-	30	-
Busch	4	0-0	0-0	-	0-0	-	-	-	24	-
Baker	3	0-0	0-0	-	0-0	-	-	-	18	-
Van Galder	3	0-0	0-0	-	0-0	-	-	-	18	-
King	2	0-0	0-0	-	0-0	-	-	-	12	-
Barney	1	0-0	0-0	-	0-0	-	-	-	6	-
Maurer	1	0-0	0-0	-	0-0	-	-	-	6	-

PUNTING										
Player	No	Yds	Avg	Lg	TB	FC	I20	Bk		
Balkovec	65	2485	38.2	-	-	-	-	-	-	-
PUNT RETURNS										
Player	No	Yds	Avg	TD	Lg					
Carwell	15	154	10.3	0	-	-	-	-	-	-
King	3	171	13.2	1	-	-	-	-	-	-
C. Lewis	6	78	13.0	0	-	-	-	-	-	-
Busch	2	29	14.5	0	-	-	-	-	-	-
KICKOFF RETURNS										
Player	No	Yds	Avg	TD	Lg					
Busch	8	220	27.5	-	-	-	-	-	-	-
Webster	3	60	20.0	-	-	-	-	-	-	-
King	3	53	17.7	-	-	-	-	-	-	-
Alley	3	44	14.7	-	-	-	-	-	-	-
Carwell	3	44	14.7	-	-	-	-	-	-	-
W. Robinson	2	11	5.5	-	-	-	-	-	-	-
Baker	1	20	20.0	-	-	-	-	-	-	-
INTERCEPTIONS										
Player	No	Yds	Avg	TD	Lg					
Carwell	2	15	7.5	-	-	-	-	-	-	-
C. Lewis	2	0	0	-	-	-	-	-	-	-
Esselmann	1	3	3.0	-	-	-	-	-	-	-
Kennedy	1	2	2.0	-	-	-	-	-	-	-
Halda	1	1	1.0	-	-	-	-	-	-	-
D. Robinson	1	0	0	-	-	-	-	-	-	-
TOTAL OFFENSE LEADERS										
Player	G	Plays	Rush	Pass	Tot	Avg				
Van Galder	-	312	148	1418	1566	-	-	-	-	-
Webster	-	137	498	0	498	-	-	-	-	-
Baker	-	64	278	0	278	-	-	-	-	-
ALL PURPOSE LEADERS										
Player	G	Rush	Rec	PR	KR	IR	Tot	Avg		
Busch	-	33	443	29	220	0	725	-	-	-
Webster	-	498	93	0	92	0	683	-	-	-
Barney	-	0	495	0	0	0	495	-	-	-



1966 (2-6-2, 2-3-2 BIG EIGHT, 6TH)

Date	Team	Result	Att.	AP	FD	Rushing			Passing			Total Off.	
						Att	Yds	TD	A-C-I	Yds	TD	Plays	Yds
S17	Iowa State at Wisconsin	L, 10-20	46,500	-	11	37	129	1	20-7-3	79	0	57	208
S24	Iowa State OKLAHOMA*	L, 11-33	21,467	-	14	44	79	1	32-15-3	173	0	76	252
O1	Iowa State NEBRASKA*	L, 6-12	25,548	-	10	34	79	0	23-11-1	114	0	64	342
O8	Iowa State KANSAS*	W, 24-7	23,105	-	21	55	229	1	27-16-2	203	0	82	432
O15	Iowa State COLORADO*	L, 21-41	23,345	-	17	40	152	2	25-17-0	220	1	65	372
O22	Iowa State at Missouri*	T, 10-10	45,149	-	10	53	130	1	14-6-1	105	0	87	235
O29	Iowa State at Oklahoma State*	T, 14-14	30,310	-	12	44	96	0	22-8-1	116	1	66	212
N12	Iowa State at Kansas State*	W, 30-13	10,256	-	19	47	148	3	23-11-2	171	0	70	319
N19	Iowa State at Arizona	L, 24-27	23,904	-	17	46	103	1	26-10-4	223	1	72	326
N26	Iowa State at Colorado State	L, 10-34	8,600	-	22	36	107	1	40-25-1	335	2	76	442
				-	21	29	76	1	40-27-1	271	3	69	347
				-	15	33	132	0	28-5-3	150	1	61	282
				-	25	63	300	5	13-7-2	117	0	76	417

Head Coach: Clay Stapleton **Captains:** Bob Evans, Dick Schafroth
RE offense - LE Eppie Barney, LT Dick Schafroth, LG Dennis Storey, C Don Stanley, RG Bill Brooks, RT Ted Tuinstra,
 RE George Maurer, QB Tim Van Galder, HB Les Webster, HB Tom Busch, FB Willie Robinson
Defense - LE Sam Campbell, LT Willie Muldrew, LG Bob Evans, RG Ted Hall, RT Dennis Esselmann, RE Don Graves, LB Terry Voy,
 LB Alan Staidl, LC Doug Robinson, RC Larry Carwell, S Cal Lewis
Specialists - P Harry Alley, K Tom Busch

BY QUARTERS						RUSHING						PUNTING													
1	2	3	4	OT	Total	Player	G	Att	Gain	Loss	Net	Avg.	TD	Lg	Gm	Player	No	Yds	Avg	Lg	TB	FC	I20	Bk	
Iowa State	47	48	28	37	-	160	L. Webster	-	149	593	21	572	3.8	6	-	T. Busch	13	475	36.6	-	-	-	-	-	-
Opponents	47	30	36	98	-	211	W. Robinson	-	82	341	36	305	3.7	0	-	H. Alley	52	1777	34.2	-	-	-	-	-	-
TEAM STATISTICS						TEAM STATISTICS						TEAM STATISTICS													
Iowa State						Iowa State						Opponents													
FIRST DOWNS						FIRST DOWNS						FIRST DOWNS													
Rushing						Rushing						PUNT RETURNS													
Passing						Passing						Player													
Penalty						Penalty						No													
RUSHING YARDAGE						RUSHING YARDAGE						Yds													
Yards Gained						Yards Gained						Avg													
Yards Lost						Yards Lost						TD													
Rushing Attempts						Rushing Attempts						Lg													
Average Per Rush						Average Per Rush						Lg													
Average Per Game						Average Per Game						Td													
Rushing TD						Rushing TD						Lg													
PASSING YARDAGE						PASSING YARDAGE						Td													
Attempts						Attempts						Lg													
Completions						Completions						Td													
Interceptions						Interceptions						Lg													
Average Per Attempt						Average Per Attempt						Td													
Average Per Comp.						Average Per Comp.						Lg													
Average Per Game						Average Per Game						Td													
Passing TD						Passing TD						Lg													
TOTAL OFFENSE						TOTAL OFFENSE						Td													
Total Plays						Total Plays						Lg													
Average Per Play						Average Per Play						Td													
Average Per Game						Average Per Game						Lg													
KICKOFF RETURNS						KICKOFF RETURNS						Td													
Average						Average						Lg													
PUNT RETURNS						PUNT RETURNS						Td													
Average						Average						Lg													
INTERCEPTION RETURNS						INTERCEPTION RETURNS						Td													
Average						Average						Lg													
FUMBLES-LOST						FUMBLES-LOST						Td													
PENALTIES-YARDS						PENALTIES-YARDS						Lg													
Average Per Game						Average Per Game						Td													
PUNTS-YARDS						PUNTS-YARDS						Lg													
Average Per Punt						Average Per Punt						Td													
TIME OF POSSESSION						TIME OF POSSESSION						Lg													
TOUCHDOWNS						TOUCHDOWNS						Td													
Rushing						Rushing						Lg													
Passing						Passing						Td													
Return						Return						Lg													
PAT Kicks						PAT Kicks						Td													
2-point Attempts						2-point Attempts						Lg													
Field Goals						Field Goals						Td													
Safeties						Safeties						Lg													
TOTAL POINTS						TOTAL POINTS						Td													
AVERAGE PER GAME						AVERAGE PER GAME						Lg													



1967 (2-8, 1-6 BIG EIGHT, 7TH)

Date	Team	Result	Att.	AP	FD	Rushing			Passing			Total Off.	
						Att	Yds	TD	A-C-I	Yds	TD	Plays	Yds
S16	Iowa State at South Carolina	L, 3-34	21,713	-	15	50	182	0	15-7-1	97	0	65	279
				-	23	55	183	5	24-15-0	187	0	79	370
S23	Iowa State at Texas Tech	L, 0-52	30,328	-	7	44	110	0	21-7-2	61	0	70	171
				-	23	53	289	4	30-14-0	151	2	83	440
S30	Iowa State NEW MEXICO	W, 17-12	21,621	-	14	65	284	2	7-1-1	8	0	72	292
				-	15	31	30	0	44-18-2	212	2	75	242
O7	Iowa State at Colorado*	L, 0-34	43,304	-	9	46	56	0	20-8-3	143	0	66	199
				8	17	48	217	3	22-12-1	223	1	70	440
O14	Iowa State KANSAS STATE*	W, 17-0	22,713	-	9	50	123	1	16-6-1	77	0	66	200
				-	15	50	49	0	31-13-4	130	0	81	179
O21	Iowa State MISSOURI*	L, 7-23	25,008	-	10	36	44	0	20-12-0	138	1	56	182
				-	19	74	336	2	8-2-1	20	0	83	356
O28	Iowa State at Kansas*	L, 14-28	36,131	-	19	52	136	1	31-16-2	151	1	83	287
				-	19	52	184	2	16-9-0	210	2	68	394
N4	Iowa State at Nebraska*	L, 0-12	63,746	-	6	39	(-5)	0	27-9-1	83	0	66	78
				-	18	62	216	1	17-4-1	111	0	79	327
N11	Iowa State OKLAHOMA*	L, 14-52	18,331	-	13	30	80	0	31-13-3	141	1	61	221
				9	27	63	269	5	21-13-2	270	2	84	544
N18	Iowa State OKLAHOMA STATE*	L, 14-28	16,912	-	13	48	140	2	21-6-2	105	0	69	245
				-	21	72	306	4	15-4-1	51	0	87	359

Head Coach: Clay Stapleton **Captains:** Dave Mayberry, Don Stanley

Offense - SE Greg Dukstein, LT Dan Robinson, LG Dennis Storey, C Don Stanley, RG Rick Burchett, RT Ken Bixby, RE Brian Feikema, QB John Warder, HB Les Webster, HB Ben King, WB Tom Busch

Defense - LE Mike Kirar, LT George Dimitri, NG Willie Muldrew, RT Roger Ashland, RE Dennis Esselmann, LB Dave Mayberry, LB Don Graves, LC Doug Robinson, RC Larry Holton, S Jeff Simonds

BY QUARTERS	1	2	3	4	OT	Total
Iowa State	10	17	24	35	-	86
Opponents	65	54	83	73	-	275
TEAM STATISTICS						
	Iowa State	Opponents				
FIRST DOWNS	115	197				
Rushing	59	124				
Passing	49	61				
Penalty	7	12				
RUSHING YARDAGE	1150	2079				
Yards Gained	1530	2492				
Yards Lost	380	413				
Rushing Attempts	465	560				
Average Per Rush	2.5	3.7				
Average Per Game	115.0	207.9				
Rushing TD	-	-				
PASSING YARDAGE	1004	1565				
Attempts	209	228				
Completions	85	104				
Interceptions	16	12				
Average Per Attempt	4.8	6.9				
Average Per Comp.	11.8	15.0				
Average Per Game	100.4	156.5				
Passing TD	3	9				
TOTAL OFFENSE	2154	3644				
Total Plays	674	788				
Average Per Play	3.2	4.6				
Average Per Game	215.4	364.4				
KICKOFF RETURNS	32-559	21-497				
Average	17.5	23.7				
PUNT RETURNS	30-266	54-730				
Average	8.9	13.5				
INTERCEPTION RETURNS	12-124	16-257				
Average	10.3	16.1				
FUMBLES-LOST	19-8	31-17				
PENALTIES-YARDS	43-489	54-523				
Average Per Game	48.9	52.3				
PUNTS-YARDS	94-3515	71-2700				
Average Per Punt	37.4	38.0				
TIME OF POSSESSION	-	-				
TOUCHDOWNS	11	39				
Rushing	6	-				
Passing	3	-				
Return	2	-				
PAT Kicks	11-11	31-37				
2-point Attempts	0-0	0-2				
Field Goals	3-7	2-9				
Safeties	0	2				
TOTAL POINTS	86	275				
AVERAGE PER GAME	8.6	27.5				

RUSHING									
Player	G	Att	Gain	Loss	Net	Avg.	TD	Lg	Gm
King	-	110	401	13	388	3.5	1	-	-
Webster	-	109	345	23	322	2.9	2	-	-
Warder	-	181	544	273	271	1.5	3	-	-
McPherson	-	29	83	13	70	2.4	0	-	-
Coffey	-	6	45	0	45	7.5	0	-	-
Butters	-	16	72	32	40	2.5	0	-	-
W. Robinson	-	7	20	0	20	2.9	0	-	-
Busch	-	6	20	5	15	2.5	0	-	-
Bad Center	-	1	0	21	-21.0	0	-	-	-
PASSING									
Player	G	Att	Comp	Int	Pct	Yds	TD	Lg	Gm
Warder	-	196	80	14	40.8	949	3	-	-
Butters	-	13	5	2	38.5	55	0	-	-
RECEIVING									
Player	G	Rec	Yds	Avg.	TD	Lg	Gm		
Busch	-	33	429	-	2	-	-		
Feikema	-	18	194	-	1	-	-		
Dukstein	-	10	138	-	1	-	-		
King	-	10	108	-	0	-	-		
Webster	-	6	57	-	0	-	-		
Langhor	-	5	55	-	0	-	-		
McPherson	-	2	3	-	0	-	-		
Perry	-	1	26	-	0	-	-		
SCORING									
Player	TD	FG	Kick	Rush	Pass	DXP	Saf	Pts	
Skripisky	0	3-7	11-11	-	-	-	0	20	
Warder	3	0-0	-	-	-	-	0	18	
Webster	2	0-0	-	-	-	-	0	12	
Busch	2	0-0	-	-	-	-	0	12	
Graves	1	0-0	-	-	-	-	0	6	
Feikema	1	0-0	-	-	-	-	0	6	
Fiat	1	0-0	-	-	-	-	0	6	
King	1	0-0	-	-	-	-	0	6	

PUNTING											
Player	No	Yds	Avg.	Lg	TB	FC	120	Bk			
Brouillette	78	2886	37.0	-	-	-	-	-			
Busch	16	629	39.3	-	-	-	-	-			
PUNT RETURNS											
Player	No	Yds	Avg.	TD	Lg						
Holton	16	84	5.4	0	-						
Simonds	12	83	6.9	0	-						
Fiat	2	59	29.5	1	-						
KICKOFF RETURNS											
Player	No	Yds	Avg.	TD	Lg						
Busch	12	256	21.3	-	93						
Simonds	5	104	20.8	-	26						
Holton	4	65	16.3	-	23						
King	4	40	10.0	-	20						
Webster	3	55	18.3	-	20						
McPherson	1	15	15.0	-	3						
Dukstein	1	11	11.0	-	3						
Perry	1	7	7.0	-	0						
Coffey	1	6	6.0	-	0						
INTERCEPTIONS											
Player	No	Yds	Avg.	TD	Lg						
Simonds	4	23	5.8	0	-						
D. Robinson	3	39	13.0	0	-						
Holton	3	13	4.3	0	-						
Graves	1	49	49.0	1	-						
Fiat	1	0	0	0	-						
TOTAL OFFENSE LEADERS											
Player	G	Plays	Rush	Pass	Tot	Avg.					
Warder	-	377	271	949	1220	-					
King	-	110	388	0	388	-					
Webster	-	109	322	0	322	-					
ALL PURPOSE LEADERS											
Player	G	Rush	Rec	PR	KR	IR	Tot	Avg.			
Busch	-	15	429	0	256	0	700	-			
King	-	388	108	0	40	0	536	-			
Webster	-	322	57	0	55	0	434	-			
DEFENSIVE LEADERS											
Player	G	Solo	Asst	Total	TFL	Sack	FR	FF	Bk		
Muldrew	-	49	58	107	-	0	0	1	-		
Fiat	-	40	43	83	-	0	0	1	-		
Mayberry	-	36	45	81	-	1	0	0	-		



1968 (3-7, 1-6 BIG EIGHT, 8TH)

Date	Team	Result	Att.	AP	FD	Rushing			Passing			Total Off.	
						Att	Yds	TD	A-C-I	Yds	TD	Plays	Yds
S14	Iowa State	W, 28-10	21,187	-	15	46	154	4	21-11-1	150	0	67	304
	BUFFALO			-	16	52	130	1	23-15-1	139	0	75	239
S21	Iowa State	L, 12-21	20,908	-	14	39	91	0	34-9-2	132	2	73	223
	ARIZONA			-	24	63	191	1	28-17-1	267	2	91	458
S28	Iowa State	W, 28-20	23,059	-	16	46	178	2	9-5-1	78	1	55	256
	at Brigham Young			-	28	51	210	3	39-19-4	225	0	90	435
O5	Iowa State	L, 18-28	23,447	-	18	46	182	1	32-11-2	214	1	78	396
	COLORADO*			-	23	62	235	3	16-11-1	161	1	78	396
O12	Iowa State	W, 23-14	31,507	-	13	49	254	3	13-8-0	65	0	62	319
	at Kansas State*			-	24	35	71	1	50-29-6	295	1	85	366
O19	Iowa State	L, 7-42	46,960	-	13	41	98	1	25-14-2	161	0	66	259
	at Oklahoma*			-	27	62	295	6	19-10-1	146	0	81	441
O26	Iowa State	L, 25-46	26,256	-	20	54	164	2	28-11-1	138	1	82	302
	KANSAS*			3	25	64	303	4	18-11-0	186	2	82	489
N2	Iowa State	L, 13-24	30,463	-	19	46	182	2	28-10-2	112	0	74	294
	NEBRASKA*			-	22	57	209	2	17-12-0	161	1	74	370
N9	Iowa State	L, 7-42	50,655	-	11	46	81	0	12-7-0	102	1	58	183
	at Missouri*			6	22	66	320	5	11-6-0	99	1	77	419
N16	Iowa State	L, 17-26	23,085	-	22	63	242	0	24-11-1	172	2	87	414
	at Oklahoma State*			-	18	58	217	4	18-8-3	129	0	76	346

Head Coach: Johnny Majors **Captains:** George Dimitri, John Warder
Offense - LE Tom Lorenz, LT Tom Barnes, LG Mike Bliss, C Wayne Beske, RG Bill Easter, RT Tim Jeffries, RE Otto Stowe, QB John Warder, HB Jock Johnson, HB Jeff Allen, FB Ben King
Defense - LE Chuck Wilkinson, LT George Dimitri, NG John Griglione, RT Andy Waller, RE Ted Reimer, LB Mark Withrow, LB Steve Powers, CB Tom Elliott, CB Tom Hilden, MON Roy Snell, S Tony Washington
Specialists - P Bob Brouillette, K Vern Skripsky

BY QUARTERS	1	2	3	4	OT	Total
Iowa State	41	51	29	57	-	178
Opponents	50	110	54	59	-	273

TEAM STATISTICS	Iowa State	Opponents
FIRST DOWNS	161	229
Rushing	87	114
Passing	68	101
Penalty	6	14
RUSHING YARDAGE	1626	2182
Yards Gained	1940	2416
Yards Lost	314	234
Rushing Attempts	476	570
Average Per Rush	3.4	3.8
Average Per Game	162.6	218.2
Rushing TD	-	-
PASSING YARDAGE	1324	1808
Attempts	226	239
Completions	97	138
Interceptions	12	17
Average Per Attempt	5.9	7.6
Average Per Comp.	13.6	13.1
Average Per Game	132.4	180.8
Passing TD	8	8
TOTAL OFFENSE	2950	3990
Total Plays	702	809
Average Per Play	4.2	4.9
Average Per Game	295.0	399.0
KICKOFF RETURNS	37-849	36-512
Average	22.9	14.2
PUNT RETURNS	28-275	45-341
Average	9.8	2.6
INTERCEPTION RETURNS	17-95	12-179
Average	5.6	14.9
FUMBLES-LOST	21-14	35-22
PENALTIES-YARDS	52-468	47-451
Average Per Game	46.8	45.1
PUNTS-YARDS	64-2501	46-1772
Average Per Punt	39.1	38.5
TIME OF POSSESSION	-	-
TOUCHDOWNS	25	39
Rushing	15	-
Passing	8	8
Return	2	-
PAT Kicks	14-18	29-35
2-point Attempts	1-7	1-5
Field Goals	4-11	2-5
Safeties	-	-
TOTAL POINTS	178	273
AVERAGE PER GAME	17.8	27.3

RUSHING									
Player	G	Att	Gain	Loss	Net	Avg.	TD	Lg	Gm
King	-	124	444	7	437	3.5	2	-	-
Warder	-	151	593	238	355	2.4	3	-	-
Allen	-	57	340	31	309	5.4	4	-	-
Johnson	-	75	293	6	287	3.8	1	-	-
Guge	-	31	139	1	138	4.5	1	-	-
Tisdale	-	23	77	31	46	2.0	1	-	-
Harris	-	13	38	0	38	2.9	3	-	-
Davis	-	2	11	0	11	5.5	0	-	-
Campbell	-	1	5	0	5	5.0	0	-	-

PASSING									
Player	G	Att	Cmp	Int	Pct.	Yds	TD	Lg	Gm
Warder	-	201	89	9	44.3	1184	7	-	-
Tisdale	-	25	8	3	32.0	140	1	-	-

RECEIVING									
Player	G	Rec	Yds	Avg.	TD	Lg	Gm		
Stowe	-	34	421	12.4	1	-	-		
Campbell	-	21	372	17.7	4	-	-		
Allen	-	17	277	16.3	1	-	-		
Johnson	-	9	108	12.0	1	-	-		
Johnson	-	7	59	8.4	0	-	-		
Davis	-	4	47	11.8	1	-	-		
Guge	-	3	27	9.0	0	-	-		
Lorenz	-	2	13	6.5	0	-	-		

SCORING									
Player	TD	FG	Kick	Rush	Pass	DXP	Saf	Pts	
Allen	5	0	17	19	0	1	0	0	
Campbell	4	0	0	0	0	0	0	24	
Warder	3	0	0	0	1	2	0	24	
King	3	0	0	0	0	0	0	18	
Harris	3	0	0	0	0	0	0	18	
Davis	2	0	0	0	0	0	0	12	
Skripsky	0	3	7	10	0	0	0	16	
Powers	0	1	4	7	8	0	0	10	
Johnson	1	0	0	0	0	0	0	6	
Tisdale	1	0	0	0	0	0	0	6	
Stowe	1	0	0	0	0	0	0	6	
Elliott	1	0	0	0	0	0	0	6	
Guge	1	0	0	0	0	0	0	6	

PUNTING									
Player	No	Yds	Avg.	Lg	TR	FC	10	Blk	
Brouillette	63	2501	39.7	-	-	-	-	-	

PUNT RETURNS									
Player	No	Yds	Avg.	TD	Lg				
Elliott	15	161	10.7	1	-				
Davis	6	43	7.2	0	-				
Allen	3	29	9.7	0	-				
Washington	2	36	18.0	0	-				

KICKOFF RETURNS									
Player	No	Yds	Avg.	TD	Lg				
Allen	23	599	26.0	0	-				
Davis	5	180	36.0	1	-				
King	2	25	12.5	0	-				
Guge	2	13	6.5	0	-				
Campbell	2	7	3.5	0	-				
Harris	1	14	14.0	0	-				
Johnson	1	11	11.0	0	-				
Stowe	1	0	0.0	0	-				

INTERCEPTIONS									
Player	No	Yds	Avg.	TD	Lg				
Hilden	4	0	0.0	-	-				
Washington	3	35	11.7	-	-				
Withrow	3	31	10.3	-	-				
Powers	3	19	6.3	-	-				
Fiat	1	4	4.0	-	-				
Griglione	1	3	3.0	-	-				
Reimer	1	3	3.0	-	-				
Simonds	1	0	0.0	-	-				
Wilkinson	1	0	0.0	-	-				

TOTAL OFFENSE LEADERS									
Player	G	Plays	Rush	Pass	Tot	Avg.			
Warder	-	352	355	1184	1539	-			
King	-	124	437	0	437	-			
Allen	-	57	309	0	309	-			

ALL PURPOSE LEADERS									
Player	G	Rush	Rec	PR	KR	IR	Tot	Avg.	
Allen	-	309	277	29	599	0	1214	-	
King	-	437	0	0	25	0	462	-	
Stowe	-	0	421	0	0	0	421	-	

DEFENSIVE LEADERS									
Player	G	Solo	Ast	Total	TFL	Sack	FR	FF	Blk
Powers	-	50	59	109	-	2	-	-	-
Withrow	-	42	58	100	-	2	-	-	-
Dimitri	-	28	50	78	-	2	-	-	-



1969 (3-7, 1-6 BIG EIGHT, 7TH)

Date	Team	Result	Att.	AP	Rushing				Passing			Total Off.		
					FD	Att	Yds	TD	A-C-I	Yds	TD	Plays	Yds	
S20	Iowa State at Syracuse	L, 13-14	30,491	-	14	44	143	1	17-6-1	48	0	61	191	
S27	Iowa State BRIGHAM YOUNG	W, 10-0	28,232	-	16	69	197	0	12-3-1	27	0	79	224	
O4	Iowa State at Illinois	W, 48-20	35,982	-	20	57	152	3	17-4-2	9	0	58	43	
O11	Iowa State COLORADO*	L, 0-14	29,160	-	15	50	3	0	24-14-0	165	3	81	317	
O18	Iowa State at Kansas State*	L, 7-34	28,674	-	21	47	138	0	34-16-2	234	3	81	372	
O25	Iowa State KANSAS*	W, 44-20	26,398	-	14	47	198	3	21-6-1	57	0	60	271	
N1	Iowa State at Oklahoma*	L, 14-37	53,811	-	14	46	72	0	13-7-1	73	1	60	271	
N8	Iowa State at Nebraska*	L, 3-17	65,131	-	15	48	27	0	26-14-2	174	0	83	368	
N15	Iowa State MISSOURI*	L, 13-40	23,147	-	8	34	57	1	23-10-1	147	2	69	219	
N22	Iowa State OKLAHOMA STATE*	L, 0-35	20,315	-	7	29	53	0	20-14-2	230	1	97	569	
				-	22	60	265	3	24-13-2	205	1	80	390	
				-	22	56	185	1	36-13-2	98	0	70	155	
				-	6	24	61	228	2	36-16-2	317	3	97	545
				-	7	29	53	0	28-13-5	117	0	57	170	
				-	22	60	265	3	26-13-1	158	2	86	423	

Head Coach: Johnny Majors **Captains:** Jerry Fiat, Fred Jones

Offense - LT Tom Lorenz, LT Tom Barnes, LG Mike Bliss, C Wayne Beske, RG Jerry Berna, RT Tim Jeffries, RE Otto Stowe, QB Ober Tisdale, HB Mike Palmer, HB Jeff Allen, FB Jock Johnson

Defense - LE Mike Kirar, LT John Griglione, MG Fred Jones, RT Jerry Boyington, RE Jerry Fiat, LB Mark Withrow, MLB Keith Schroeder, LB Steve Powers, CB Tom Elliott, MON Bob Williams, S Tony Washington

Specialists - P Bob Brouillette, K Vern Skripsky

BY QUARTERS					RUSHING											PUNTING									
1	2	3	4	OT	Total	Player	G	Att	Gain	Loss	Net	Avg.	TD	Lg	Gm	Player	No	Yds	Avg	Lg	TB	FC	I20	Blk	
Iowa State	20	62	31	39	-	152	Jahner	-	98	436	-	9	427	4.4	2	-	Brouillette	83	3397	40.9	-	-	-	-	-
Opponents	58	82	54	37	-	231	Palmer	-	63	233	23	210	3.3	1	-	-	-	-	-	-	-	-	-	-	-
					TEAM STATISTICS											PUNT RETURNS									
					FIRST DOWNS											KICKOFF RETURNS									
					RUSHING YARDAGE											INTERCEPTIONS									
					PASSING YARDAGE											TOTAL OFFENSE LEADERS									
					RECEIVING											DEFENSIVE LEADERS									
					SCORING																				
					TOUCHDOWNS																				
					FIELD GOALS																				
					SAFETIES																				
					TOTAL POINTS																				
					AVERAGE PER GAME																				



1970 (5-6, 1-6 BIG EIGHT, 8TH)

Date	Team	Result	Att.	AP	Rushing				Passing				Total Off.	
					FD	Att	Yds	TD	A-C-I	Yds	TD	Plays	Yds	
S19	Iowa State at New Mexico	W, 32-3	17,459	-	21	56	248	1	27-14-2	179	2	83	427	
S26	Iowa State COLORADO STATE	W, 37-6	23,453	-	19	54	261	3	18-6-0	92	1	72	353	
O3	Iowa State at Utah	W, 16-13	19,156	-	16	49	178	1	26-10-1	191	0	95	284	
O10	Iowa State at Colorado*	L, 10-61	41,089	-	16	45	99	1	30-12-1	129	0	70	228	
O17	Iowa State KANSAS STATE*	L, 0-17	26,053	-	17	21	60	299	4	22-10-0	139	2	82	438
O24	Iowa State at Kansas*	L, 10-24	34,837	-	20	46	172	0	40-19-2	186	0	78	257	
O31	Iowa State OKLAHOMA*	L, 28-29	26,672	-	15	65	227	3	32-16-0	123	0	81	292	
N7	Iowa State NEBRASKA*	L, 29-54	34,007	-	13	44	73	2	9-3-0	30	0	74	257	
N14	Iowa State at Missouri*	W, 31-19	57,524	-	19	42	237	4	25-11-4	227	2	69	300	
N21	Iowa State at Oklahoma State*	L, 27-36	34,893	-	19	73	324	4	9-7-0	153	1	84	445	
N28	Iowa State at San Diego State	W, 28-22	40,172	-	15	24	117	0	38-19-3	228	4	62	345	
				-	14	32	76	342	6	27-18-1	243	2	103	565
				-	19	42	237	4	27-12-1	147	0	69	384	
				-	27	70	328	3	27-12-2	133	0	97	461	
				-	16	37	147	1	36-13-4	184	3	73	331	
				-	19	73	324	4	15-5-4	85	1	88	409	
				-	20	57	144	2	26-12-1	158	2	83	302	
				-	17	22	(-13)	0	49-30-3	370	3	71	357	

Head Coach: Johnny Majors **Captains:** Tony Washington, Mark Withrow
Offense - SE Otto Stowe, LT Joe Marconi, LG Ray Harm, RG Jerry Berna, RT Geary Murdock, TE Tom Lorenz, QB George Amundson, FL Dave McCurry, FB Jock Johnson, RB Mike Palmer
Defense - LE Charles Wilkinson, LT John Grigolione, RT Harold Bassett, RE Therman Couch, LB Mark Withrow, MLB Keith Schroeder, LB Ken Caratelli, LCB Steve Wardlaw, RCB Jeff Allen, MON Obert Tisdale, S Tony Washington
Specialists - P Reggie Shoemaker, K Reggie Shoemaker

BY QUARTERS	1	2	3	4	OT	Total
Iowa State	79	64	46	59	-	248
Opponents	82	56	53	93	-	284

TEAM STATISTICS	Iowa State	Opponents
FIRST DOWNS	193	214
Rushing	93	132
Passing	82	68
Penalty	18	14
RUSHING YARDAGE	1712	2479
Yards Gained	2015	2827
Yards Lost	303	348
Rushing Attempts	491	644
Average Per Rush	3.5	3.8
Average Per Game	155.6	225.4
Rushing TD	15	26
PASSING YARDAGE	1802	1568
Attempts	324	270
Completions	142	132
Interceptions	23	16
Average Per Attempt	5.6	5.8
Average Per Comp.	12.7	11.9
Average Per Game	163.8	144.2
Passing TD	15	9
TOTAL OFFENSE	3577	4055
Total Plays	815	914
Average Per Play	4.4	4.4
Average Per Game	325.2	368.6
KICKOFF RETURNS	46-975	32-585
Average	21.2	18.3
PUNT RETURNS	28-277	39-343
Average	9.9	8.8
INTERCEPTION RETURNS	16-151	23-404
Average	9.4	17.6
FUMBLES-LOST	30-20	37-25
PENALTIES-YARDS	60-590	78-830
Average Per Game	53.6	75.5
PUNTS-YARDS	82-3070	73-2865
Average Per Punt	37.4	39.2
TIME OF POSSESSION	-	-
TOUCHDOWNS	31	39
Rushing	13	26
Passing	10	9
Return	1	-
PAT Kicks	24-27	26-32
2-point Attempts	1-4	2-5
Field Goals	12-20	8-14
Safeties	0	1
TOTAL POINTS	248	284
AVERAGE PER GAME	22.5	25.8

RUSHING	Player	G	Att	Gain	Loss	Net	Avg.	TD	Lg	Gm
	Amundson	-	111	568	128	440	4.0	7	-	-
	Johnson	-	122	458	24	434	3.6	1	-	-
	McDonald	-	60	243	4	239	3.9	0	-	-
	Palmer	-	54	245	9	236	4.4	1	-	-
	Carlson	-	69	207	38	169	2.7	4	-	-
	Cannon	-	33	113	4	109	3.3	0	-	-
	Harris	-	34	90	9	81	2.4	2	-	-
	Stowe	-	6	43	18	25	4.2	0	-	-
	Baracz	-	1	0	10	-10.0	0	0	-	-
	McCurry	-	1	0	11	-11.0	0	0	-	-

PASSING	Player	G	Att	Comp	Int	Pct.	Yds	TD	Lg	Gm
	Carlson	-	220	105	16	-	1391	11	-	-
	Amundson	-	103	37	7	-	471	4	-	-
	Stowe	-	1	0	0	-	0	0	-	-

RECEIVING	Player	G	Rec	Yds	Avg.	TD	Lg	Gm
	Stowe	-	59	822	13.9	6	-	-
	Lorenz	-	32	443	13.8	3	-	-
	McCurry	-	18	268	14.9	3	-	-
	Johnson	-	15	111	7.4	1	-	-
	Richardson	-	4	27	6.8	0	-	-
	Palmer	-	3	76	25.3	1	-	-
	Harris	-	3	31	10.3	0	-	-
	Cannon	-	2	9	4.5	0	-	-
	McDonald	-	2	-1	-0.5	0	-	-
	Mitchell	-	1	45	45.0	1	-	-
	Carlson	-	1	16	16.0	0	-	-
	Mulhall	-	1	15	15.0	0	-	-
	Horn	-	1	0	0.0	0	-	-

PUNTING	Player	No	Yds	Avg.	Lg	TB	FC	I20	Blk
	Shoemaker	41	1520	37.0	0	-	-	-	-
	Baracz	35	1349	38.5	-	-	-	-	-
	Mulhall	5	161	32.2	-	-	-	-	-
	Cannon	1	40	40.0	-	-	-	-	-

PUNT RETURNS	Player	No	Yds	Avg.	TD	Lg
	Washington	23	246	10.7	-	-
	Allen	3	21	7.0	-	-
	Schweizer	2	10	5.0	-	-

KICKOFF RETURNS	Player	No	Yds	Avg.	TD	Lg
	Allen	22	568	25.8	-	-
	Cannon	11	193	17.5	-	-
	Amundson	4	102	25.5	-	-
	Palmer	3	51	17.0	-	-
	McCurry	2	40	20.0	-	-
	Harris	1	10	10.0	-	-
	Mulhall	1	9	9.0	-	-
	McDonald	1	3	3.0	-	-
	Washington	1	-2	-2.0	-	-

INTERCEPTIONS	Player	No	Yds	Avg.	TD	Lg
	Washington	6	25	4.2	0	-
	Withrow	3	22	7.3	0	-
	Allen	3	104	34.7	1	-
	Hilden	2	0	0.0	0	-
	Schweizer	1	0	0.0	0	-
	Wardlaw	1	0	0.0	0	-
	Wilkinson	1	0	0.0	0	-

TOTAL OFFENSE LEADERS	Player	G	Plays	Rush	Pass	Tot	Avg.
	Carlson	-	289	169	1391	1560	-
	Amundson	-	214	440	471	911	-
	Johnson	-	122	434	0	434	-

ALL PURPOSE LEADERS	Player	G	Rush	Rec	PR	KR	IR	Tot	Avg.
	Stowe	-	25	822	0	0	0	797	-
	Allen	-	0	0	21	568	104	693	-
	Johnson	-	434	111	0	0	0	545	-



1971 (8-4, 4-3 BIG EIGHT, 4TH)

Date	Team	Result	Att.	AP	Rushing			Passing			Total Off. Plays Yds			
					FD	Att	Yds	TD	A-C-I	Yds		TD		
S18	Iowa State IDAHO	W, 24-7	27,064	-	22	60	220	2	34-14-5	163	1	94	383	
S25	Iowa State at New Mexico	W, 44-20	25,687	-	26	60	366	4	18-8-0	131	1	78	497	
O2	Iowa State at Kent State	W, 17-14	11,551	-	23	54	192	2	19-10-2	128	1	73	350	
O9	Iowa State COLORADO*	L, 14-24	31,535	-	17	40	94	1	24-14-1	171	1	64	265	
O16	Iowa State at Kansas State*	W, 24-0	31,074	-	19	42	97	1	29-19-1	271	2	71	368	
O23	Iowa State KANSAS*	W, 40-24	31,459	-	25	63	330	4	25-15-1	116	1	90	446	
O30	Iowa State at Oklahoma*	L, 12-43	60,477	-	13	33	99	1	32-11-2	136	0	59	235	
N6	Iowa State at Nebraska*	L, 0-37	65,622	-	9	46	65	0	15-4-2	40	0	67	105	
N13	Iowa State MISSOURI*	W, 45-17	25,386	-	16	57	262	3	19-8-2	91	3	76	353	
N20	Iowa State OKLAHOMA STATE*	W, 54-0	23,596	-	35	61	314	4	26-16-0	282	4	87	596	
N27	Iowa State at San Diego State	W, 48-31	25,490	-	30	65	246	4	26-17-0	310	3	94	556	
D18	Iowa State vs. Louisiana State^	L, 15-33	33,530	-	16	31	83	0	35-19-5	357	4	68	420	
					11	13	53	187	1	23-12-2	227	3	76	414

^Sun Bowl at El Paso, Texas (Statistics not included in totals below)

Head Coach: Johnny Majors **Captains:** Dean Carlson, Ray Harm, Keith Schroeder

Offense - SE Ike Harris, LT Joe Marconi, LG Ray Harm, C Dave Pittman, RG Mike Terrizzi, RT Geary Murdock, TE Keith Krepfle,

QB Dean Carlson, **FL** Willie Jones, **FB** Dennis McDonald, **TB** Geroge Amundson

Defense - LE Harold Bassett, LT Larry Hunt, RT Bob Matey, RE Merv Krakau, LB Steve Burns, MLB Keith Schroeder,

LB Ken Cratelli, **LCB** John Schweizer, **RCB** George Campbell, **MON** Matt Blair, **S** Dave McCurry

Specialists - P Doug Keown, K Reggie Shoemaker

BY QUARTERS	1	2	3	4	OT	Total	RUSHING							PUNTING															
Player	G	Att	Gain	Loss	Net	Avg	TD	Lg	Qm	Player	No	Yds	Avg	Lg	TB	FC	20	Bk											
Iowa State	111	59	62	90	-	322	Amundson	272	1310	50	1260	4.6	15	56	Keown	48	1778	37.0	58										
Opponents	47	66	40	64	-	217	McDonald	126	556	4	552	4.4	2	26	Mulhall	9	291	32.3	51										
TEAM STATISTICS	Iowa State						Opponents																						
FIRST DOWNS	235						183						PUNT RETURNS																
Rushing	130						108						Player								No	Yds	Avg	TD	Lg				
Passing	95						64						Schweizer								22	268	12.2	-	65				
Penalty	11						11						Jones								6	0	0.0	-	2				
RUSHING YARDAGE	2285						1883						Wardlaw								1	6	6.0	-	6				
Yards Gained	2579						2296						Campbell								1	-6	-6.0	-	-6				
Yards Lost	294						413						KICKOFF RETURNS																
Rushing Attempts	578						528						Player								No	Yds	Avg	TD	Lg				
Average Per Rush	4.0						3.6						Jones								15	369	24.6	1	93				
Average Per Game	207.7						171.2						Davis								5	91	18.2	0	23				
Rushing TD	26						13						Moore								3	65	21.7	0	26				
PASSING YARDAGE	1915						1469						Marquardt								3	53	17.7	0	22				
Attempts	279						282						McDonald								2	29	14.5	0	15				
Completions	137						131						Amundson								1	4	4.0	0	14				
Interceptions	19						23						Harris								2	3	1.5	0	5				
Average Per Attempt	6.9						5.2						Bolks								1	19	19.0	0	19				
Average Per Comp.	14.0						11.2						Wardlaw								1	11	11.0	0	11				
Average Per Game	174.4						133.5						INTERCEPTIONS																
Passing TD	16						9						Player								No	Yds	Avg	TD	Lg				
TOTAL OFFENSE	4203						3352						Schweizer								5	15	3.0	-	17				
Total Plays	857						791						Blair								4	32	8.0	-	22				
Average Per Play	4.9						4.2						McCurry								3	36	12.0	-	18				
Average Per Game	382.1						304.7						Campbell								3	0	0.0	-	0				
KICKOFF RETURNS	36-684						51-996						Jornov								2	23	11.5	-	23				
Average	19.0						19.5						Banger								2	9	4.5	-	9				
PUNT RETURNS	30-258						21-282						Schroeder								1	12	12.0	-	12				
Average	8.6						13.4						Hunt								1	0	0.0	-	0				
INTERCEPTION RETURNS	23-127						19-248						Mulhall								1	0	0.0	-	0				
Average	5.7						13.5						Wardlaw								1	0	0.0	-	0				
FUMBLES-LOST	23-17						27-22						TOTAL OFFENSE LEADERS																
PENALTIES-YARDS	51-516						50-528						Player								G	Plays	Rush	Pass	Tot	Avg			
Average Per Game	48.1						49.0						Carlson								337	16	1637	1653	-	-			
PUNTS-YARDS	63-2278						70-2539						Amundson								292	1260	237	1497	-	-			
Average Per Punt	36.2						36.3						McDonald								130	566	0	566	-	-			
TIME OF POSSESSION													ALL PURPOSE LEADERS																
TOUCHDOWNS													Player								G	Rec	PR	KR	IR	Tot	Avg		
Rushing	43						27						Amundson								1260	128	0	4	0	1392	-		
Passing	26						13						McDonald								552	66	0	29	0	647	-		
Return	1						-						Krepfle								-	0	482	0	0	0	482	-	
PAT Kicks	37-40						18-21						DEFENSIVE LEADERS																
2-point Attempts	0-3						4-6						Player								G	Solo	Asst	Total	TFL	Sack	FR	FF	Bk
Field Goals	9-14						9-9						Schroeder								82	73	155	-	-	2	-	-	
Safeties	0						1						Blair								49	66	115	-	-	6	-		
TOTAL POINTS	32						217																						
AVERAGE PER GAME	29.3						19.7																						



1973 (4-7, 2-5 BIG EIGHT, T6TH)

Date	Team	Result	Att.	AP	FD	Rushing			Passing			Total Off.		
						Att	Yds	TD	A-C-I	Yds	TD	Plays	Yds	
S22	Iowa State	W, 48-0	30,164	-	29	79	251	3	22-12-2	207	3	101	458	
	IDAHO			-	8	28	72	0	31-11-2	88	0	59	160	
S29	Iowa State at Arkansas	L, 19-21	42,078	-	14	52	227	1	19-7-3	101	1	71	328	
	COLORADO*	L, 16-23	34,868	-	16	54	211	1	27-11-1	128	1	81	339	
O6	Iowa State	W, 26-24	25,580	-	20	62	264	1	23-8-2	100	0	85	364	
	at Brigham Young			18	9	40	136	1	11-8-1	173	2	51	309	
O13	Iowa State at Kansas State*	L, 19-21	29,062	-	18	54	206	2	18-9-0	112	0	72	318	
	KANSAS*	L, 20-22	32,662	-	29	35	72	0	42-29-4	439	3	77	511	
O20	Iowa State	W, 28-12	27,395	-	19	42	113	1	29-13-0	156	1	71	269	
	at Nebraska*	L, 7-31	74,474	-	17	58	275	3	18-8-1	173	0	76	448	
O27	Iowa State	W, 28-12	27,395	-	16	58	254	2	12-3-4	61	0	70	315	
	at Oklahoma*	L, 17-34	61,876	-	17	20	38	45	32-20-2	321	1	70	366	
N3	Iowa State	W, 28-12	27,395	-	9	42	107	0	18-8-0	121	2	60	228	
	at Nebraska*	L, 7-31	74,474	-	3	26	74	411	8-4-1	92	2	82	503	
N10	Iowa State	W, 28-12	27,395	-	12	51	228	1	10-2-3	33	0	61	261	
	MISSOURI*	W, 17-7	33,393	-	11	20	58	236	21-9-2	175	2	79	411	
N17	Iowa State	W, 28-12	27,395	-	18	66	223	1	9-5-1	74	1	75	297	
	OKLAHOMA STATE*	L, 28-41	38,627	-	14	12	43	112	0	18-9-1	76	1	61	188
N24	Iowa State	W, 28-12	27,395	-	18	71	380	2	13-6-2	85	2	84	465	
	at San Diego State	L, 28-41	38,627	-	18	15	51	229	2	23-6-4	94	0	74	323
D1	Iowa State	W, 28-12	27,395	-	21	53	250	2	30-9-1	116	2	83	366	
	at San Diego State	L, 28-41	38,627	-	27	42	187	2	29-20-1	347	4	71	534	

Head Coach: Earle Bruce **Captains:** Larry Hunt, Keith Krepfle

Offense - SE Ike Harris, LT Bob Bos, LG Jack Thomas, C Chuck Blaskovich, RG Dan Kneary, RT Henry Lewis, TE Keith Krepfle, QB Wayne Stanley, FL Willie Jones, FB Phil Danowsky, TB Mike Strachan

Defense - LE Lon Coleman, LT Tom Karr, RT Rick Howe, RE Andre Roundtree, LB Ted Jornov, MLB Larry Hunt, LB Gerry Forge, LCB Barry Hill, RCB Randy Bozich, R Matt Blair, S Bruce Flory

Specialists - P Scott Bradley, K Tom Goedjen

BY QUARTERS	1	2	3	4	OT	Total	RUSHING										PASSING									
Player	G	Att	Gain	Loss	Net	Avg.	TD	Lg	Gm	Player	No	Yds	Avg	Lg	TD	Blk	Player	No	Yds	Avg	Lg	TD	Blk			
Iowa State	75	66	37	67	-	245	Strachan	-	272	1131	28	1103	4.1	3	63	-	Bradley	65	2661	40.9	58	-	-	0		
Opponents	69	63	41	63	-	236	Hardeman	-	89	522	54	468	5.3	3	74	-	Team	1	0	0	0	-	-	1		
TEAM STATISTICS							TEAM STATISTICS										TEAM STATISTICS									
Iowa State	194	199	121	107	83	15	Moore	-	26	93	1	92	3.5	1	9	-	Player	No	Yds <td>Avg</td> <td>Lg</td> <td>TD</td> <td>Lg</td>	Avg	Lg	TD	Lg			
Opponents	194	199	121	107	83	15	Jones	-	3	44	2	42	14.0	0	38	-	Player	No	Yds <td>Avg</td> <td>Lg</td> <td>TD</td> <td>Lg</td>	Avg	Lg	TD	Lg			
RUSHING YARDAGE							RUSHING YARDAGE										RUSHING YARDAGE									
Iowa State	2503	1986	2690	2433	187	447	Danowsky	-	60	189	2	187	3.1	4	13	-	Player	No	Yds <td>Avg</td> <td>Lg</td> <td>TD</td> <td>Lg</td>	Avg	Lg	TD	Lg			
Opponents	2503	1986	2690	2433	187	447	Moore	-	26	93	1	92	3.5	1	9	-	Player	No	Yds <td>Avg</td> <td>Lg</td> <td>TD</td> <td>Lg</td>	Avg	Lg	TD	Lg			
PASSING YARDAGE							PASSING YARDAGE										PASSING YARDAGE									
Iowa State	1166	2106	203	135	18	20	Strachan	-	81	21-8	383	420	4	39	-	-	Player	No	Yds <td>Avg</td> <td>Lg</td> <td>TD</td> <td>Lg</td>	Avg	Lg	TD	Lg			
Opponents	1166	2106	203	135	18	20	Hardeman	-	81	21-8	383	420	4	39	-	-	Player	No	Yds <td>Avg</td> <td>Lg</td> <td>TD</td> <td>Lg</td>	Avg	Lg	TD	Lg			
RECEIVING							RECEIVING										RECEIVING									
Iowa State	191.5	17	37.0	3.0	1.4	0.3	Goedjen	0-15-24	25-25	0-0	-	-	-	-	-	-	Player	G	Rec	Yds	Avg	TD	Lg	Gm		
Opponents	191.5	17	37.0	3.0	1.4	0.3	Krepfle	5-0-0	0-0	0-0	-	-	-	-	-	-	Player	G	Rec	Yds	Avg	TD	Lg	Gm		
INTERCEPTIONS							INTERCEPTIONS										INTERCEPTIONS									
Iowa State	10.1	18-119	6.6	5.0	1	5	Strachan	1-0-0	0.000	0	0	0	0	0	-	-	Player	No	Yds <td>Avg</td> <td>TD</td> <td>Lg</td>	Avg	TD	Lg				
Opponents	10.1	18-119	6.6	5.0	1	5	Greenwood	1-0-0	0.000	0	0	0	0	0	-	-	Player	No	Yds <td>Avg</td> <td>TD</td> <td>Lg</td>	Avg	TD	Lg				
FUMBLES-LOST							FUMBLES-LOST										FUMBLES-LOST									
Iowa State	38-25	39-28	63-662	60.2	62-2291	37.0	Goedjen	0-15-24	25-25	0-0	-	-	-	-	-	-	Player	G	Rush	Pass	Tot	Avg				
Opponents	38-25	39-28	63-662	60.2	62-2291	37.0	Krepfle	5-0-0	0-0	0-0	-	-	-	-	-	-	Player	G	Rush	Pass	Tot	Avg				
SCORING							SCORING										SCORING									
Iowa State	66-662	60.2	62-2291	37.0	62-2291	37.0	Strachan	4-0-0	0-0	0-0	-	-	-	-	-	-	Player	G	Rush	Rec	PR	KR	IR	Tot	Avg	
Opponents	66-662	60.2	62-2291	37.0	62-2291	37.0	Danowsky	4-0-0	0-0	0-0	-	-	-	-	-	-	Player	G	Rush	Rec	PR	KR	IR	Tot	Avg	
TOUCHDOWNS							TOUCHDOWNS										TOUCHDOWNS									
Iowa State	29	32	16	17	1	24-28	Strachan	3-0-0	0-0	0-0	-	-	-	-	-	-	Player	G	Solo	Asst	Total	TFL	Sack	FRFF	Blk	
Opponents	29	32	16	17	1	24-28	Strachan	3-0-0	0-0	0-0	-	-	-	-	-	-	Player	G	Solo	Asst	Total	TFL	Sack	FRFF	Blk	
DEFENSIVE LEADERS							DEFENSIVE LEADERS										DEFENSIVE LEADERS									
Iowa State	26-26	0-2	15-24	-	-	-	Strachan	1-0-0	0-0	0-0	-	-	-	-	-	-	Player	G	Solo	Asst	Total	TFL	Sack	FRFF	Blk	
Opponents	26-26	0-2	15-24	-	-	-	Strachan	1-0-0	0-0	0-0	-	-	-	-	-	-	Player	G	Solo	Asst	Total	TFL	Sack	FRFF	Blk	



1975 (4-7, 1-6 BIG EIGHT, 7TH)

Date	Team	Result	Att.	AP	FD	Rushing			Passing			Total Off.	
						Att	Yds	TD	A-C-I	Yds	TD	Plays	Yds
S13	Iowa State at UCLA	L, 21-37	30,949	-	24	47	272	2	22-8-2	109	1	69	381
				16	24	67	289	5	11-6-0	117	0	78	406
S20	Iowa State AIR FORCE	W, 17-12	40,383	-	18	71	301	2	8-4-1	45	0	79	346
				-	17	46	119	1	17-6-2	93	0	63	212
S27	Iowa State at Florida State	W, 10-6	30,703	-	18	53	287	1	10-6-1	80	0	63	367
				-	20	48	175	0	19-10-1	168	1	67	343
O4	Iowa State at Utah	W, 31-3	16,789	-	23	64	356	3	20-8-1	176	1	84	532
				-	12	30	62	0	33-13-0	99	0	63	161
O11	Iowa State at Kansas State*	W, 17-7	25,698	-	14	51	198	1	11-3-0	91	1	62	289
				-	13	58	182	1	12-3-1	37	0	70	219
O18	Iowa State KANSAS*	L, 10-21	41,853	-	14	45	102	1	16-7-2	104	0	61	206
				-	16	70	398	3	4-0-0	0	0	74	398
O25	Iowa State at Oklahoma*	L, 7-39	70,879	-	14	57	167	1	17-5-2	74	0	74	241
				2	17	62	368	5	4-1-1	24	0	66	392
N1	Iowa State COLORADO*	L, 27-28	42,613	-	16	54	308	3	12-6-0	91	1	66	399
				16	22	64	360	3	13-7-1	67	1	77	427
N8	Iowa State MISSOURI*	L, 14-44	41,861	-	18	50	215	2	21-8-2	126	0	71	341
				19	21	60	376	3	24-10-0	129	2	84	505
N15	Iowa State at Nebraska*	L, 0-52	74,498	-	9	35	150	0	15-4-1	52	0	50	202
				2	33	73	318	5	19-13-0	249	2	92	567
N22	Iowa State OKLAHOMA STATE*	L, 7-14	32,159	-	22	60	207	1	26-9-5	132	0	86	339
				-	17	59	291	2	10-3-1	57	0	69	348

Head Coach: Earle Bruce **Captains:** Sy Bassett, Bob Bos, Jeff Jones, Ray King
Offense - TE Dave Greenwood, LT Pierre Gelinax, LG Bob Bos, C Jeff Jones, RG Rob Stoffel, RT Randy Young, SE Forry Smith, QB Tom Mason, RB Mike Williams, FB Jim Wingender, FL Luther Blue
Defense - LE Ray King, LT Mike Larsen, MG Maynard Stenstrup, RT Ron McFarland, RE Otis Rodgers, SLB Greg Pittman, WLB Mark Benda, R Sy Bassett, SC Jerry Jaksich, WC Tony Hawkins, S Bill Larkin
Specialists - P Rick Blabolil, K Scott Kollman

BY QUARTERS	1	2	3	4	OT	Total	RUSHING									
Iowa State	28	45	44	44	-	161	Player	G	Att	Gain	Loss	Net	Avg	TD	Lg	Gm
Opponents	58	63	55	87	-	263	Wingender	-	195	1085	15	1070	5.5	3	64	-
							Williams	-	165	805	24	781	4.7	6	57	-
							Hardeman	-	80	463	68	395	4.9	5	71	-
							Green	-	29	139	7	132	4.6	2	37	-
							Tryon	-	12	60	9	51	4.3	0	18	-
							Isler	-	15	47	1	46	3.1	0	9	-
							Morton	-	3	22	0	22	7.3	0	20	-
							Curry	-	3	22	0	22	7.3	0	16	-
							Solomon	-	11	20	3	17	1.5	0	7	-
							Mason	-	50	134	119	15	0.3	1	16	-
							Blue	-	13	27	13	14	1.1	0	11	-
							Hardee	-	8	14	6	8	1.0	0	7	-
							Hixon	-	1	7	0	7	7.0	0	7	-
							Cooper	-	1	4	0	4	4.0	0	4	-
							TEAM	-	1	0	23	-23	-	-	-	-
							PASSING									
							Player	G	Att	Cmp	Int	Pct.	Yds	TD	Lg	Gm
							Mason	-	128	42	13	328	725	4	4	-
							Hardeman	-	40	22	2	550	297	0	36	-
							Tryon	-	8	3	2	375	51	0	34	-
							Hixon	-	2	1	0	500	7	0	7	-
							RECEIVING									
							Player	G	Rec	Yds	Avg	TD	Lg	Gm		
							Smith	-	31	493	15.9	2	56	-		
							Blue	-	10	179	17.9	0	38	-		
							Hardee	-	7	127	18.1	0	34	-		
							Rogers	-	7	114	16.3	2	38	-		
							Dixon	-	4	65	16.3	0	20	-		
							Wingender	-	4	18	4.5	0	12	-		
							Green	-	2	54	27.0	0	44	-		
							Sands	-	1	13	13.0	0	13	-		
							Solomon	-	1	8	8.0	0	8	-		
							Williams	-	1	8	8.0	0	8	-		
							SCORING									
							Player	TD	FG	-----PAT-----	Kick	Rush	Pass	DXP	Saf	Pts
							Williams	6	0	0	0	0	0	0	0	36
							Hardeman	5	0	0	0	0	0	0	30	
							Lenth	0	4	9	8	8	0	0	30	
							Wingender	3	0	0	0	1	0	0	18	
							Kollman	0	1	2	12	12	0	0	15	
							Smith	2	0	0	0	0	0	0	12	
							Rogers	2	0	0	0	0	0	0	12	
							Mason	2	0	0	0	0	0	0	12	
							Mason	1	0	0	0	0	0	0	6	

PUNTING									
Player	No	Yds	Avg	Lg	TB	FC	I20	Blk	
Blabolil	57	2306	40.5	60	-	-	-	0	
Team	1	0	-	-	-	-	-	1	
PUNT RETURNS									
Player	No	Yds	Avg	TD	Lg				
Blue	8	24	3.0	-	11				
Larkin	7	11	1.6	-	7				
Jaksich	4	17	4.3	-	11				
Bassett	2	6	3.0	-	5				
KICKOFF RETURNS									
Player	No	Yds	Avg	TD	Lg				
Hardee	18	448	24.9	-	73				
Blue	12	264	22.0	-	44				
Solomon	5	57	11.4	-	20				
Curry	3	42	14.0	-	15				
Hardeman	1	22	22.0	-	22				
Miller	1	17	17.0	-	17				
Cummins	1	13	13.0	-	13				
Dixon	1	5	5.0	-	5				
INTERCEPTIONS									
Player	No	Yds	Avg	TD	Lg				
Hawkins	2	17	8.5	-	13				
Jaksich	7	17	8.5	-	17				
Grade	1	14	14.0	-	14				
Pittman	1	6	6.0	-	6				
Settle	1	0	0.0	-	0				
TOTAL OFFENSE LEADERS									
Player	G	Rush	Pass	Tot	Avg				
Wingender	-	195	1070	0	1070				
Hardeman	-	120	395	297	692				
Williams	-	165	781	0	781				
ALL PURPOSE LEADERS									
Player	G	Rush	Rec	PR	KR	IR	Tot	Avg	
Wingender	-	1070	18	0	0	0	1088	-	
Hardeman	-	395	127	0	448	0	970	-	
Williams	-	781	8	0	0	0	789	-	
DEFENSIVE LEADERS									
Player	G	Solo	Asst	Total	TFL	Sack	FR	FF	Blk
Benda	-	68	76	144	-	1	1	0	0
Pittman	-	47	63	110	-	0	0	0	1
King	-	44	51	96	-	1-1	3	0	0



1976 (8-3, 4-3 BIG EIGHT, T4TH)

Date	Team	Result	Att.	AP	FD	Rushing			Passing			Total Off.	
						Att	Yds	TD	A-C-I	Yds	TD	Plays	Yds
S11	Iowa State DRAKE	W, 58-14	34,006	-	31	59	385	4	11-6-0	140	4	70	525
S18	Iowa State at Air Force	W 41-6	26,554	-	15	44	141	0	19-13-0	245	6	66	386
S25	Iowa State KENT STATE	W, 47-7	32,658	-	30	66	334	2	24-11-0	183	4	95	517
O2	Iowa State OKLAHOMA*	L, 10-24	47,186	-	22	45	124	1	34-17-1	197	0	56	321
O9	Iowa State UTAH	W, 44-14	36,457	-	33	68	369	5	5-2-0	21	1	47	215
O16	Iowa State at Missouri*	W, 21-17	66,491	-	22	65	331	2	18-5-2	90	1	83	421
O23	Iowa State at Colorado**	L, 14-33	48,667	16	16	39	148	0	36-14-1	269	1	80	519
O30	Iowa State KANSAS STATE*	W, 45-14	44,797	-	31	73	347	6	26-12-1	156	0	99	503
N6	Iowa State at Kansas*	W, 31-17	33,432	-	21	58	254	2	17-9-2	138	1	74	392
N13	Iowa State NEBRASKA*	W, 37-28	50,781	-	19	70	324	3	24-11-2	151	1	77	292
N20	Iowa State at Oklahoma State*	L, 21-42	43,967	14	21	48	207	2	33-16-2	226	1	61	433
				16	17	54	285	5	9-6-0	83	1	63	368

Head Coach: Earle Bruce **Captains:** Dave Greenwood, Tony Hawkins, Wayne Stanley, Maynard Stensrud
Offense - SE Luther Blue, LT Al Grissing, LG Dave Greenwood, C Denny Engel, RG Rob Stoffel, RT Kevin Cunningham, TE Gopher Rogers, FB Cal Cummins, TB Dexter Green, SB Ray Hardee
Defense - LE Otis Rodgers, LT Dick Cuvelier, MG Mike Stensrud, RT Tom Randall, RE Lenzy Perine, LB Maynard Stensrud, LB Mark Benda, SCB Jerry Jaksich, MON Mark Williams, S Tony Hawkins, WCB Mike Clemons
Specialists - P Rick Blabolil, K Scott Kollman

BY QUARTERS						RUSHING		PUNTING										
1	2	3	4	OT	Total	Player	G	Att	Yds	TD	Player	No	Yds	TD	FG	IC20	Bk	
Iowa State	84	122	85	78	-	369	D. Green	-	208	1094	20	R. Blabolil	60	2567	42.8	61	-	-
Opponents	21	82	14	99	-	216	Hardean	-	100	675	92	C. Cummins	100	399	2	397	3.97	3
TEAM STATISTICS						PUNT RETURNS												
Iowa State Opponents						Player No Yds Avg TD Lg												
FIRST DOWNS						Hixon 15 118 7.9 - 40												
Rushing						J. Jaksich 3 13 4.3 - 11												
Passing						D. Green 3 6 2.0 - 5												
Penalty						Chapper 2 10 5.0 - 10												
RUSHING YARDAGE						Mi. Stensrud 1 7 7.1 - 7												
Yards Gained						Hardean 2 2 1.0 - 2												
Yards Lost						KICKOFF RETURNS												
Rushing Attempts						Player No Yds Avg TD Lg												
Average Per Rush						Blue 14 349 19.7 1 95												
Average Per Game						Hardee 4 115 23.3 0 37												
Rushing TD						Chapper 1 20 2.0 0 20												
PASSING YARDAGE						Cummins 1 14 29.0 0 14												
Attempts						Hixon 1 6 29.0 0 6												
Completions						Dixon 1 4 29.0 0 4												
Interceptions						Solomon 1 4 29.0 0 4												
Average Per Attempt						INTERCEPTIONS												
Average Per Comp.						Player No Yds Avg TD Lg												
Average Per Game						Jaksich 3 51 17.0 0 46												
PASSING TD						Clemons 3 45 15.0 0 45												
TOTAL OFFENSE						Boskey 3 40 13.3 0 24												
Total Plays						Hart 3 6 2.0 0 6												
Average Per Play						M. Benda 2 19 9.5 0 11												
Average Per Game						Settle 2 0 0 0 0												
KICKOFF RETURNS						Cuvelier 1 13 13.0 0 13												
Average						Ma. Stensrud 1 12 12.0 1 12												
PUNT RETURNS						Schwartz 1 11 11.0 0 11												
Average						M. Williams 1 4 4.0 0 4												
INTERCEPTION RETURNS						T. Randall 1 2 2.0 0 2												
Average						T. Hawkins 1 0 0 0 0												
FUMBLES-LOST						TOTAL OFFENSE LEADERS												
PENALTIES-YARDS						Player G Plays Rush Pass Tot Avg												
Average Per Game						Stanley - 225 249 1084 1333 -												
PUNTS-YARDS						Hardean - 194 583 687 1270 -												
Average Per Punt						Green - 208 1074 0 1074 -												
TIME OF POSSESSION						ALL PURPOSE LEADERS												
TOUCHDOWNS						Player G Rush Rec PR KR IR Tot Avg												
Rushing						Green - 1074 240 6 0 0 1320 -												
Passing						Blue - 0 644 0 349 0 993 -												
Return						Hardean - 583 5 2 0 0 590 -												
PAT Kicks						DEFENSIVE LEADERS												
2-point Attempts						Player G Solo Ast Tot TFL Sack FRRFBk												
Field Goals						T. Boskey - 68 39 107 6-13 - 3 1 -												
Safeties																		
TOTAL POINTS																		
AVERAGE PER GAME																		



1977 (8-4, 5-2 BIG EIGHT, T2ND)

Date	Team	Result	Att.	AP	FD	Rushing			Passing			Total Off.		
						Att	Yds	TD	A-C-I	Yds	TD	Plays	Yds	
S10	Iowa State WICHITA STATE	W, 35-9	37,071	-	22	71	287	5	17-8-1	111	0	88	398	
S17	Iowa State at Iowa	L, 10-12	57,988	-	8	43	41	0	14-4-2	55	0	57	96	
S24	Iowa State at Bowling Green	W, 35-21	14,102	-	13	50	210	4	10-7-1	32	0	59	192	
O1	Iowa State DAYTON	W, 17-13	40,850	-	15	48	97	1	21-10-1	153	1	69	250	
O8	Iowa State MISSOURI*	W, 7-0	47,370	-	14	45	163	1	26-15-2	182	0	71	269	
O15	Iowa State at Nebraska*	W, 24-21	74,788	-	21	74	294	3	16-11-1	138	0	61	301	
O22	Iowa State at Oklahoma*	L, 16-35	72,217	-	16	16	58	205	3	13-7-0	87	0	63	166
O29	Iowa State KANSAS*	W, 41-3	47,811	-	27	63	292	6	14-8-0	89	0	88	383	
N5	Iowa State COLORADO*	L, 7-12	49,200	19	13	37	96	1	19-10-0	129	0	60	307	
N12	Iowa State at Kansas State*	W, 22-15	19,521	-	24	74	307	1	17-6-1	67	1	77	272	
N19	Iowa State OKLAHOMA STATE*	W, 21-13	41,060	-	19	56	312	2	19-7-2	74	1	64	359	
D31	Iowa State vs. North Carolina State^	L, 14-24	36,733	-	17	61	245	1	18-12-1	150	0	81	442	
				-	20	48	192	1	20-8-0	49	0	69	189	
				-	18	60	248	1	21-11-1	146	0	58	242	
				-	14	37	139	1	9-6-0	96	0	69	344	
				-	19	56	312	2	12-6-1	87	2	86	394	
				-	14	37	139	1	23-10-1	123	1	60	262	
				-	19	56	312	2	11-5-1	31	1	67	343	
				-	17	61	245	1	5-3-0	44	1	66	289	
				-	27	50	178	1	32-19-2	227	1	82	405	
				-	20	48	192	1	26-14-0	249	2	71	441	

^Peach Bowl at Atlanta, Ga. (Statistics not included in totals below)

Head Coach: Earle Bruce **Captains:** Tom Boskey, Devin Cunningham, Tom Randall, Mike Tryon
Offense - TE Guy Preston, LT Dick Cuveller, LG Al Grissinger, C Mark Boehm, RG Brian Neal, RT Kevin Cunningham, SE Ray Hardee, QB Terry Rubley, TB Dexter Green, FB Cal Cummins, SB John Solomon
Defense - LE Rick White, LT Mike Stensrud, MG Greg Resnick, RT Tom Randall, RE Craig Volkens, SLB Tom Boskey, WLB Mark Settle, R Tom Perticone, SC Kevin Hart, WC Mike Clemons, S Mike Schwartz
Specialists - P Rick Blabolil, K Scott Kolman

BY QUARTERS	1	2	3	4	OT	Total	RUSHING										PASSING										PUNTING									
Player	G	Att	Gain	Loss	Net	Avg	TD	Lg	Gm	Player	No	Yds	Avg	Lg	TD	FC	20	Blk	Player	No	Yds	Avg	Lg	TD	Lg	Player	No	Yds	Avg	Lg	TD	Lg				
Iowa State	57	79	52	47	-	235	271	1318	78	1240	4.6	15	51	-	-	-	-	-	Blabolil	71	2953	41.6	63	-	-	-	-	-	-	-	-	-				
Opponents	39	40	20	55	-	154	126	522	4	518	4.1	2	31	-	-	-	-	-																		
TEAM STATISTICS																																				
Iowa State Opponents																																				
FIRST DOWNS																																				
Rushing 192 157																																				
Passing 126 96																																				
Penalty 53 52																																				
Yards Gained 2304 1806																																				
Yards Lost 2699 2193																																				
Rushing Attempts 395 387																																				
Average Per Rush 619 526																																				
Average Per Game 3.7 3.4																																				
Rushing TD 209.5 161.2																																				
Rushing TD 25 15																																				
PASSING YARDAGE																																				
Attempts 1102 1169																																				
Completions 180 187																																				
Interceptions 88 99																																				
Average Per Attempt 6.3 6.3																																				
Average Per Comp. 12.4 11.8																																				
Average Per Game 110.8 106.3																																				
Passing TD 5 5																																				
TOTAL OFFENSE																																				
Total Plays 3406 2975																																				
Average Per Play 799 723																																				
Average Per Game 4.3 4.1																																				
KICKOFF RETURNS 309.6 270.5																																				
Average 32.647 36.481																																				
PUNT RETURNS 20.2 13.4																																				
Average 47-327 27-219																																				
INTERCEPTION RETURNS 7.0 8.1																																				
Average 7-62 11-71																																				
FUMBLES-LOST 8.7 6.5																																				
PENALTIES-YARDS 27-13 29-15																																				
Average Per Game 54-468 64-613																																				
Average Per Play 42.5 55.7																																				
PUNTS-YARDS 71-2953 83-2999																																				
Average Per Punt 41.6 36.1																																				
TIME OF POSSESSION																																				
TOUCHDOWNS 32 21																																				
Rushing 25 15																																				
Passing 5 5																																				
Return 2 1																																				
PAT Kicks 29-31 14-16																																				
2-point Attempts 0-1 1-4																																				
Field Goals 4-13 6-13																																				
Safeties 1 0																																				
TOTAL POINTS																																				
AVERAGE PER GAME 235 154																																				
21.4 14.0																																				
RUSHING										PASSING										PUNTING																
Player G Att Gain Loss Net Avg TD Lg Gm										Player No Yds Avg Lg TD Lg										Player No Yds Avg Lg TD Lg																
Green - 271 1318 78 1240 4.6 15 51 -										Blabolil 71 2953 41.6 63 - - - 0										Blabolil 71 2953 41.6 63 - - - 0																
Cummins - 126 522 4 518 4.1 2 31 -										Curry - 29 155 3 152 5.2 3 29 -										Cerrato - 21 133 21 112 5.3 1 18 -																
Quinn - 34 120 81 39 1.1 1 22 -										Seabrooke - 5 30 0 30 6.0 0 13 -										Schwartz 6 87 14.5 1 85																
Kennedy - 39 165 7 158 4.1 1 22 -										Solomon - 7 30 1 29 4.1 0 7 -										Stevens - 3 20 0 20 6.7 0 11 -																
Cerrato - 21 133 21 112 5.3 1 18 -										Hardee - 4 30 12 18 4.5 0 17 -										Cooper - 3 4 0 4 1.3 0 2 -																
Quinn - 34 120 81 39 1.1 1 22 -										Blabolil - 1 4 0 4 4.0 0 4 -										Blabolil - 1 4 0 4 4.0 0 4 -																
Seabrooke - 5 30 0 30 6.0 0 13 -										Rubley - 2 3 0 3 1.5 0 3 -										Rubley - 69 158 156 2 4.3 2 15 -																
Solomon - 7 30 1 29 4.1 0 7 -										Tryon - 3 7 9 -2 -0.7 0 7 -										Hixon - 1 0 11 -11 -11.0 0 -11 -																
Stevens - 3 20 0 20 6.7 0 11 -										TEAM - 1 0 12 -12 -12.0 0 -12 -										TEAM - 1 0 12 -12 -12.0 0 -12 -																
Hardee - 4 30 12 18 4.5 0 17 -										Cooper - 3 4 0 4 1.3 0 2 -										Blabolil - 1 4 0 4 4.0 0 4 -																
Cooper - 3 4 0 4 1.3 0 2 -										Blabolil - 1 4 0 4 4.0 0 4 -										Blabolil - 1 4 0 4 4.0 0 4 -																
Blabolil - 1 4 0 4 4.0 0 4 -										Rubley - 2 3 0 3 1.5 0 3 -										Rubley - 69 158 156 2 4.3 2 15 -																
Rubley - 2 3 0 3 1.5 0 3 -										Tryon - 3 7 9 -2 -0.7 0 7 -										Hixon - 1 0 11 -11 -11.0 0 -11 -																
Rubley - 69 158 156 2 4.3 2 15 -										TEAM - 1 0 12 -12 -12.0 0 -12 -										TEAM - 1 0 12 -12 -12.0 0 -12 -																
Tryon - 3 7 9 -2 -0.7 0 7 -										Hixon - 1 0 11 -11 -11.0 0 -11 -										TEAM - 1 0 12 -12 -12.0 0 -12 -																
Hixon - 1 0 11 -11 -11.0 0 -11 -										TEAM - 1 0 12 -12 -12.0 0 -12 -										TEAM - 1 0 12 -12 -12.0 0 -12 -																
TEAM - 1 0 12 -12 -12.0 0 -12 -										TEAM - 1 0 12 -12 -12.0 0 -12 -										TEAM - 1 0 12 -12 -12.0 0 -12 -																
PASSING																																				
Player G Att Cmp Int Pct Yds TD Lg Gm																																				
Rubley - 130 73-6 562 904 4 39 -																																				
Quinn - 37-13-3 351 163 0 24 -																																				
Green - 5-2-0 400 35 1 27 -																																				
Tryon - 4-0-1 000 0 0 0 -																																				
Cerrato - 2-0-0 000 0 0 0 -																																				
Hixon - 1-0-1 000 0 0 0 -																																				
RECEIVING																																				
Player G Rec Yds Avg TD Lg Gm																																				
Green - 20 168 8.4 0 25 -																																				
Hixon - 19 289 15.2 1 24 -																																				
Hardee - 16 148 9.3 0 19 -																																				
Preston - 15 271 18.1 2 39 -																																				
Solomon - 7 122 17.4 0 26 -																																				
Leifblad - 4 40 10.0 0 13 -																																				
Buck - 3 30 10.0 1 17 -																																				
Cummins - 3 28 9.3 1 18 -																																				
Kennedy - 1 6 6.0 0 6 -																																				
SCORING																																				
Player TD FG Kick Rush Pass DXP Saf Pts																																				
Green 15 0-0 0-0 0-0 0-0 0 90																																				
Kolman 0 4-13 29-31 0-0 0-0 0 43																																				
Cummins 3 0-0 0-0 0-0 0-0 0 18																																				
Curry 3 0-0 0-0 0-0 0-0 0 18																																				
Rubley 2 0-0 0-0 0-0 0-0 0 12																																				
Buck 2 0-0 0-0 0-0 0-0 0 12																																				
Preston 2 0-0 0-0 0-0 0-0 0 12																																				
Quinn 1 0-0 0-0 0-0 0-0 0 6																																				
Schwartz 1 0-0 0-0 0-0 0-0 0 6																																				
Kennedy 1 0-0 0-0 0-0 0-0 0 6																																				
Cerrato 1 0-0 0-0 0-0 0-0 0 6																																				
Hixon 1 0-0 0-0 0-0 0-0 0 6																																				
G.Meckstroth 1 0-0 0-0 0-0 0-0 0 6																																				
Hart 0 0-0 0-0 0-1 0 0 0																																				
Team 0 0-0 0-0 0-0 0-0 0 1 2																																				
INTERCEPTIONS																																				
Player No Yds Avg TD Lg																																				
Hart - 3 19 6.3 0 19																																				
Schwartz 1 29 29.0 2 29																																				
Perticone 1 11 11.0 0 11																																				
Settle 1 3 3.0 0 3																																				
Washington 1 0 0 0 0																																				
TOTAL OFFENSE LEADERS																																				
Player G Plays Rush Pass Tot Avg																																				
Green - 43 76 119 11-48 - 1 0 0																																				
Cummins 11 289 28 0 0 546 -																																				
Hixon 11 0 518 0 0 289 -																																				
DEFENSIVE LEADERS																																				
Player G Solo Ast Tot TFL Sack FRFFBlk																																				
Randall - 43 76 119 11-48 - 1 0 0																																				
Schwartz - 53 58 111 0-0 - 1 2 0																																				
Settle - 57 53 110 2-5 - 1 1 1																																				
Boskey - 62 41 103 4-20 - 2 1 0																																				



1978 (8-4, 4-3 BIG EIGHT, T3RD)

Date	Team	Result	Att.	AP	Rushing				Passing			Total Off.		
					FD	Att	Yds	TD	A-C-I	Yds	TD	Plays	Yds	
S9	Iowa State at Rice	W, 23-19	17,500	20	21	61	232	3	10-5-0	82	0	71	314	
						15	44	102	1	27-15-2	149	2	71	251
S16	Iowa State SAN DIEGO STATE	W, 14-13	46,450	19	12	45	224	1	6-1-1	11	1	51	235	
						30	53	228	0	43-24-0	268	1	96	496
S23	Iowa State at Iowa	W, 31-0	60,075	20	18	48	162	1	16-10-0	178	3	64	340	
						7	45	113	0	11-4-0	27	0	56	140
S30	Iowa State DRAKE	W, 35-7	48,750	17	23	63	238	2	17-14-0	158	3	80	396	
						15	45	116	1	17-9-2	99	0	62	215
O7	Iowa State NEBRASKA*	L, 0-23	51,450	15	7	45	50	0	12-4-2	32	0	57	82	
						10	25	68	2	22-11-0	113	1	90	397
O14	Iowa State at Missouri*	L, 13-26	63,106	20	23	42	192	1	38-15-3	192	0	80	384	
						19	21	64	2	17-9-0	126	1	81	331
O21	Iowa State OKLAHOMA*	L, 6-34	49,400	-	14	51	145	0	19-6-1	107	1	70	252	
						1	19	70	4	7-3-0	44	0	77	510
O28	Iowa State at Kansas*	W, 13-7	38,710	-	21	73	304	2	9-3-0	25	0	82	329	
						14	41	135	1	21-11-1	72	0	62	267
N4	Iowa State KANSAS STATE*	W, 24-0	47,450	-	21	62	269	2	17-12-0	170	1	79	439	
						10	42	97	0	17-8-0	65	0	59	162
N11	Iowa State at Oklahoma State*	W, 28-15	40,300	-	17	68	252	4	6-3-1	42	0	74	294	
						14	46	115	2	20-8-0	92	0	66	207
N18	Iowa State at Colorado*	W, 20-16	46,321	-	19	46	202	1	17-9-0	159	1	63	361	
						19	59	181	2	14-8-1	61	0	73	242
D20	Iowa State vs. Texas A&M^	L, 12-28	41,150	19	20	46	220	1	29-9-0	115	1	75	335	
						18	58	322	3	10-5-0	44	1	68	366

^Hall of Fame Bowl at Birmingham, Ala. (Statistics not included in totals below)

Head Coach: Earle Bruce **Captains:** Tom Boskey, Dexter Green

Offense - TE Guy Preston, LT Tim Stonerook, LG Tom Stonerook, C Ron Bockhaus, RG Brian Neal, RT Dick Cuvelier, SE Stan Hixon, QB Terry Rubley, TB Dexter Green, FB Jack Seabrooke, SB Ray Hardee

Defense - LE Steve Weidemann, LT Mike Stensrud, MG Kenny Neil, RT Greg Rensink, RE Rick White, SLB John Less, WLB Tom Boskey, R Tom Perticone, LC Mike Clemons, RC Jerry Washington, S Mike Schwartz

Specialists - P Rich Miller, K Steve Johnson

BY QUARTERS	1	2	3	4	OT	Total	RUSHING							PUNTING					
Player	G	Att	Gain	Loss	Net	Avg.	TD	Lg	Qm	Player	No	Yds	Avg	Lg	TB	FC	20	Blk	
Iowa State	51	56	51	49	-	207	Green	-	230	1035	44	991	4.3	9	39	-	-	-	0
Opponents	37	48	20	55	-	160	Mack	-	70	301	4	297	4.2	3	16	-	-	-	1
TEAM STATISTICS							PASSING							KICKOFF RETURNS					
Iowa State							Player							Player					
Opponents							G Att-Cmp-Int Pct. Yds TD Lg Qm							No Yds Avg TD Lg					
FIRST DOWNS							Green							Hardee					
Rushing							125-57-4 456 877 5 47							17 406 23.9 - 49					
Passing							35-21-3 600 247 5 34							Green 5 122 24.4 - 41					
Penalty							5-3-1 600 28 0 19							Gillis 1 34 34.0 - 34					
RUSHING YARDAGE							Lempke							Kennedy 1 17 17.0 - 17					
Yards Gained							2-1-0 500 4 0 4							Lempke 1 15 15.0 - 15					
Yards Lost							Receiving							Moton 1 11 11.0 - 11					
Rushing Attempts							Player							Schwartz 2 0 0 - 0					
Average Per Rush							G Rec Yds Avg TD Lg Qm							Crawford 2 0 0 - 0					
Average Per Game							Hixon							Clemons 1 28 28.0 - 28					
Rushing TD							- 23 446 19.4 2 48 -							Solus 1 3 3.0 - 3					
PASSING YARDAGE							Preston							INTERCEPTIONS					
Attempts							13 252 19.4 4 46 -							Player					
Completions							10 58 5.4 2 12 -							No Yds Avg TD Lg					
Interceptions							5 101 20.2 0 20 -							Schwartz 2 0 0 - 0					
Average Per Attempt							3 22 7.3 0 12 -							Crawford 2 0 0 - 0					
Average Per Comp.							2 30 15.0 0 22 -							Hardee - 0 252 0 406 0 658 -					
Average Per Game							1 15 15.0 0 15 -							Mack - 297 22 0 0 0 319 -					
Passing TD							1 14 14.0 0 14 -							TOTAL OFFENSE LEADERS					
PASSING YARDAGE							Gillis							Player					
Attempts							- 1 4 4.0 0 4 -							G Rush Rush Pass Tot Avg					
Completions							RECEIVING							Grant - 230 237 877 114 -					
Interceptions							Player							Green - 235 991 281019 -					
Average Per Attempt							G Rec Yds Avg TD Lg Qm							Mack - 74 297 0 297 -					
Average Per Comp.							Hixon							DEFENSIVE LEADERS					
Average Per Game							23 252 19.4 4 46 -							Player					
Passing TD							10 58 5.4 2 12 -							G Solo Ast Total TEL Sack FRFBk					
TOTAL OFFENSE							5 101 20.2 0 20 -							C Boskey - 50 81 131 6-25 - 2 1 0					
Total Plays							3 22 7.3 0 12 -							Less - 65 38 103 3-16 - 2 0 0					
Average Per Play							2 30 15.0 0 22 -							Weidemann - 42 63 105 7-30 - 2 0 0					
Average Per Game							1 15 15.0 0 15 -												
KICKOFF RETURNS							1 14 14.0 0 14 -												
Average							- 1 4 4.0 0 4 -												
Punt Returns																			
Average																			
PUNT RETURNS																			
Average																			
INTERCEPTION RETURNS																			
Average																			
FUMBLES-LOST																			
Average																			
PENALTIES-YARDS																			
Average Per Game																			
PUNTS-YARDS																			
Average Per Punt																			
TIME OF POSSESSION																			
Touchdowns																			
Rushing																			
Passing																			
Return																			
PAT Kicks																			
2-point Attempts																			
Field Goals																			
Safeties																			
TOTAL POINTS																			
Average Per Game																			



1979 (3-8, 2-5 BIG EIGHT, T5TH)

Date	Team	Result	Att.	AP	Rushing				Passing			Total Off.		
					FD	Att	Yds	TD	A-C-I	Yds	TD	Plays	Yds	
S15	Iowa State	W, 38-10	47,300	-	26	67	428	5	10-3-1	42	0	77	470	
	BOWLING GREEN				-	19	38	102	1	35-16-3	148	0	73	250
S22	Iowa State at Texas	L, 9-17	73,652	4	15	57	268	2	17-5-1	38	0	62	152	
S29	Iowa State at Iowa	L, 14-30	60,100	-	11	38	106	1	10-2-1	10	0	67	278	
O6	Iowa State PACIFIC	L, 7-24	47,600	-	7	38	91	1	15-4-1	56	0	53	162	
					-	22	59	141	0	37-21-1	185	2	96	326
O13	Iowa State at Kansas State*	W, 7-3	23,400	-	18	65	216	1	20-7-0	89	0	84	305	
					-	7	38	77	0	16-7-3	66	0	54	143
O20	Iowa State KANSAS*	L, 7-24	48,100	-	13	36	54	0	33-13-0	118	1	69	172	
					-	17	55	217	2	12-7-1	116	1	67	333
O27	Iowa State at Oklahoma*	L, 9-38	71,187	-	17	49	196	1	19-10-2	83	0	68	279	
					7	24	67	493	4	7-2-2	73	1	74	566
N3	Iowa State COLORADO*	W, 24-10	47,100	-	24	67	325	3	13-6-1	58	0	80	383	
					-	12	40	146	1	12-7-0	105	0	52	251
N10	Iowa State MISSOURI*	L, 9-18	46,800	-	19	44	109	1	35-19-1	167	0	79	276	
					-	19	49	240	2	19-10-1	146	0	68	386
N17	Iowa State at Nebraska*	L, 3-34	76,049	-	8	28	29	0	18-9-1	98	0	46	127	
					3	30	69	311	2	18-11-2	163	2	87	474
N24	Iowa State OKLAHOMA STATE*	L, 10-13	36,000	-	21	49	116	1	31-19-3	229	0	80	345	
					-	19	46	242	1	18-7-0	110	0	64	352

Head Coach: Donnie Duncan **Captains:** Dick Cuvelier, Mike Schwartz
Offense - TE Al Moton, LT Tim Stonerook, LG Ted Clapper, C Ron Bockhaus, RG Dick Cuvelier, RT Karl Nelson, SE Jim Knuth, QB Terry Rubley, TB Dan Goodwin, FB Jack Seabrooke, FL Lamar Summers
Defense - LOLB Joel Jensen, LT Lloyd Studniarz, NG Kenny Neil, RT Shamus McDonough, ROLB Bill Herren, SLB Mike Leaders, WLB Lou Viceli, WCB Joe Brown, SS Jeff Stallworth, FS Mike Schwartz, SCB Larry Crawford
Specialists - P Rich Miller, K Alex Giffords, HO Rich Miller

BY QUARTERS	1	2	3	4	OT	Total	RUSHING												
Player	G	Att	Gain	Loss	Net	Avg	TD	Lg	Gm										
Iowa State	17	29	45	46	-	137	J. Seabrooke-	105	446	5	441	4.2	2	30	-				
Opponents	35	82	51	53	-	221	D. Goodwin-	91	329	13	316	3.5	2	18	-				
							M. Payne	-	108	361	30	331	3	25	-				
							R. Gillis	-	30	219	1	219	7.3	3	59	-			
							W. Grant	-	55	220	56	164	3.0	1	29	-			
							V. Mack	-	35	137	17	120	3.4	1	14	-			
							J. Quinn	-	19	95	24	71	3.7	1	31	-			
							T. Rubley	-	51	181	134	47	0.9	1	23	-			
							R. Osborne	-	16	41	5	36	2.2	0	6	-			
							T. Roach	-	6	43	2	41	6.8	1	21	-			
							G. Smith	-	4	16	0	16	4.0	0	5	-			
							L. Summers	-	4	7	3	4	1.0	0	6	-			
							R. Miller	-	2	0	22	-22	-11	0	-10	-			
							PASSING												
							Player	G	Att	Cmp	Int	Pct.	Yds	TD	Lg	Gm			
							T. Rubley	-	132	71	9	538	716	1	38	-			
							W. Grant	-	77	23	3	299	268	0	43	-			
							J. Quinn	-	18	4	1	222	53	0	42	-			
							R. Osborne	-	2	1	0	500	3	0	3	-			
							RECEIVING												
							Player	G	Rec	Yds	Avg	TD	Lg	Gm					
							M. Leafblad	-	18	168	9.3	0	21	-					
							J. Knuth	-	15	212	14.1	0	38	-					
							G. Smith	-	14	213	15.2	0	43	-					
							D. Goodwin	-	11	87	7.9	0	20	-					
							M. Payne	-	10	59	5.9	1	10	-					
							J. Seabrooke	-	9	52	5.8	0	11	-					
							L. Summers	-	7	74	10.6	0	28	-					
							J. Lorenzen	-	6	95	15.8	0	27	-					
							T. Buck	-	3	37	12.3	0	15	-					
							D. Andrews	-	2	30	15.0	0	19	-					
							V. Mack	-	2	4	2.0	0	5	-					
							T. Roach	-	1	8	8.0	0	8	-					
							J. Lingren	-	1	1	1.0	0	1	-					
							SCORING												
							Player	TD	FG	Kick	Rush	Pass	DXP	Saf	Pts				
							A. Giffords	0	9-13	14-16	0-0	0-0	0	0	41				
							R. Gillis	3	0-0	0-0	0-0	0-0	0	0	18				
							M. Payne	3	0-0	0-0	0-0	0-0	0	0	18				
							J. Seabrooke	2	0-0	0-0	0-0	0-0	0	0	12				
							D. Goodwin	2	0-0	0-0	0-0	0-0	0	0	12				
							W. Grant	1	0-0	0-0	0-0	0-0	0	0	6				
							J. Less	1	0-0	0-0	0-0	0-0	0	0	6				
							V. Mack	1	0-0	0-0	0-0	0-0	0	0	6				
							J. Quinn	1	0-0	0-0	0-0	0-0	0	0	6				
							T. Roach	1	0-0	0-0	0-0	0-0	0	0	6				
							T. Rubley	1	0-0	0-0	0-0	0-0	0	0	6				

PUNTING									
Player	No	Yds	Avg	Lg	TB	FC	120	Bk	
J. Brown	72	2548	35.4	73	-	-	-	-	-
PUNT RETURNS									
Player	No	Yds	Avg	TD	Lg				
J. Brown	17	78	4.6	-	12				
KICKOFF RETURNS									
Player	No	Yds	Avg	TD	Lg				
T. Buck	10	180	18.0	-	29				
R. Osborne	10	113	11.3	-	26				
M. Payne	9	136	15.1	-	23				
L. Summers	1	0	0.0	-	0				
J. Lorenzen	1	11	11.0	-	11				
INTERCEPTIONS									
Player	No	Yds	Avg	TD	Lg				
M. Schwartz	4	12	2.0	0	11				
J. Stallworth	3	28	4.0	0	25				
L. Crawford	3	28	34.0	0	13				
J. Brown	3	19	15.0	0	10				
J. Less	1	26	2.0	1	26				
B. Johnson	1	17	2.0	0	17				
M. Leaders	1	9	2.0	0	9				
TOTAL OFFENSE LEADERS									
Player	G	Plays	Rush	Pass	Tot	Avg			
T. Rubley	-	183	47	716	763	-			
J. Seabrooke-	-	105	441	0	441	-			
W. Grant	-	132	164	268	432	-			
ALL PURPOSE LEADERS									
Player	G	Rush	Rec	PR	KR	IR	Tot	Avg	
M. Payne	-	311	59	0	136	0	526	-	
J. Seabrooke-	-	441	52	0	0	0	492	-	
D. Goodwin	-	316	87	0	0	0	361	-	
DEFENSIVE LEADERS									
Player	G	Solo	Asst	Total	TFL	Sack	FRFF		
M. Leaders	-	64	59	123	15	62	-		
K. Neil	-	45	49	94	7	12	-		
M. Schwartz	-	49	39	88	1	1	-		
L. Viceli	-	40	44	84	5	10	-		



1980 (6-5, 2-5 BIG EIGHT, 6TH)

Date	Team	Result	Att.	AP	Rushing				Passing				Total Off.	
					FD	Att	Yds	TD	A-C-I	Yds	TD	Plays	Yds	
S13	Iowa State	W, 42-7	47,331	-	29	75	348	5	22-10-1	96	1	97	444	
LOUISIANA-MONROE														
S20	Iowa State	W, 27-6	47,806	-	21	64	293	2	28-12-0	134	0	92	427	
SAN JOSE STATE														
S27	Iowa State	W, 10-7	60,145	-	14	49	102	0	24-8-1	109	1	73	211	
at Iowa														
O4	Iowa State	W, 69-0	49,368	-	22	69	449	8	9-7-0	169	1	78	618	
COLORADO STATE														
O11	Iowa State	W, 31-7	50,163	-	22	65	409	3	9-4-1	44	1	74	453	
KANSAS STATE*														
O18	Iowa State	L, 17-28 ^A	30,000	19	16	50	213	2	19-6-2	86	0	69	299	
at Kansas*														
O25	Iowa State	L, 7-42	52,974	-	15	60	252	1	11-3-2	19	0	71	271	
OKLAHOMA*														
N1	Iowa State	L, 9-17	41,567	-	16	37	96	1	26-13-0	189	0	58	388	
at Colorado*														
N8	Iowa State	L, 10-14	67,533	-	16	53	230	0	14-6-1	52	0	47	282	
at Missouri*														
N15	Iowa State	L, 0-35	52,942	-	12	48	89	0	8-3-1	41	0	56	130	
NEBRASKA*														
N22	Iowa State	W, 23-21	37,500	-	8	51	129	3	10-3-0	34	1	78	368	
at Oklahoma State*														

*Kansas later forfeited the game

Head Coach: Donnie Duncan **Captains:** Larry Crawford, Cal Jacobs, Kenny Neil, Jack Seabrooke, Tom Stonerock

Offense - SE Jerry Lorenzen, LT Tim Stonerock, LG Ted Clapper, C Jim Meyer, RG Brian Neal, RT Karl Nelson, TE Dan Johnson, QB John Quinn, FB Jack Seabrooke, TB Dwayne Crutchfield, FL Vinny Cerrato

Defense - LE Kenny Neil, LT Shamus McDonough, RT Cal Jacobs, RE James Ransom, SLB John Less, MLB Mark Carlson,

MLB Joel Jensen, SS John Arnaud, FS Ronnie Osborne, RC Joe Brown, LC Larry Crawford

Specialists - P Rich Miller, K Alex Giffords, HO Rich Miller, DS Chuck Meyers, PR Joe Brown, KR Mike Payne

BY QUARTERS	1	2	3	4	OT	Total	RUSHING								
							Player	G	Att	Gain	Loss	Net	Avg	TD	Lg
Iowa State	52	94	48	51	-	245	Crutchfield	284	1354	42	1312	4.6	11	50	
Opponents	44	39	45	56	-	184	Gillis	-	71	386	8	378	5.3	2	25
							Quinn	-	100	507	235	272	2.7	1	45
							Seabrooke	-	49	230	1	229	4.7	3	19
							Roach	-	35	214	3	211	6.0	1	80
							Payne	-	35	140	18	122	3.5	1	17
							Wade	-	19	128	17	111	5.8	1	23
							Mack	-	4	12	0	12	3.0	0	4
							Stephenson	-	2	8	0	8	4.0	0	5
							Cerrato	-	1	7	0	7	7.0	0	7
							Ingram	-	1	2	0	2	2.0	0	2
							Copeland	-	0	1	0	1	-	1	1
							Williams	-	1	0	0	0	0.0	0	0
							Lorenzen	-	6	11	17	-6	-	2	4
							Worsham	-	14	13	62	-49	-	1	7
		lowa State	Opponents	PASSING											
				Player	G	Att	Cmp	Int	Pct	Yds	TD	Lg			
FIRST DOWNS		191	178	Quinn	153	69	6	451	835	4	76				
Rushing		138	117	Worsham	22	8	3	364	130	0	30				
Passing		42	47	Stephenson	1	0	0	0	0	0	0				
Penalty		11	14	Gillis	2	0	0	0	0	0	0				
RUSHING YARDAGE		2610	2012												
Yards Gained		3013	2324												
Yards Lost		403	312												
Rushing Attempts		622	519												
Average Per Rush		4.2	3.9												
Average Per Game		237.3	183.0												
Rushing TD		24	19												
PASSING YARDAGE		965	1006												
Attempts		178	242												
Completions		77	86												
Interceptions		9	11												
Average Per Attempt		5.4	4.2												
Average Per Comp.		12.5	11.7												
Average Per Game		87.7	91.5												
Passing TD		4	6												
TOTAL OFFENSE		3575	3018												
Total Plays		799	771												
Average Per Play		4.5	3.9												
Average Per Game		325.0	274.4												
KICKOFF RETURNS		20-265	35-542												
Average		13.3	15.5												
PUNT RETURNS		40-25	27-134												
Average		6.2	5.0												
INTERCEPTION RETURNS		11-142	6-30												
Average		12.9	5.0												
FUMBLES-LOST		42-19	33-19												
PENALTIES-YARDS		61-575	53-422												
Average Per Game		52.3	38.4												
PUNTS-YARDS		66-2488	70-2921												
Average Per Punt		37.7	41.7												
TIME OF POSSESSION		31:47	28:13												
TOUCHDOWNS		31	25												
Rushing		24	19												
Passing		4	6												
Return		1	0												
PAT Kicks		29-30	23-24												
2-point Attempts		0-1	1-1												
Field Goals		10-15	3-14												
Safeties		0	0												
TOTAL POINTS		184	245												
AVERAGE PER GAME		16.7	22.3												

FIELD GOALS

Player	18-29	30-39	40-49	50+	Total	Lg	Bk
Giffords	2-3	2-5	5-6	1-11	10-15	52	0

PUNTING

Player	No	Yds	Avg	Lg	TD	FC	120	Bk
Miller	59	2224	37.7	68	-	-	-	0

PUNT RETURNS

Player	No	Yds	Avg	TD	Lg
Crawford	16	113	7.1	0	21
Brown	14	65	4.6	0	19
Wade	10	72	7.2	0	26

KICKOFF RETURNS

Player	No	Yds	Avg	TD	Lg
Payne	9	177	19.7	0	31
Wade	4	70	17.5	0	24
Gillis	1	16	16.0	0	16
Roach	1	2	2.0	0	2
Lorenzen	1	0	0.0	0	0

INTERCEPTIONS

Player	No	Yds	Avg	TD	Lg
Crawford	4	53	13.3	0	49
Jessen	1	27	27.0	0	27
M. Carlson	1	25	25.0	1	25
Osborne	1	21	21.0	0	21
T. Carlson	1	16	16.0	0	16
Arnaud	1	0	0.0	0	0
Brown	1	0	0.0	0	0
Stallworth	1	0	0.0	0	0

TOTAL OFFENSE LEADERS

Player	G	Plays	Rush	Pass	Tot	Avg
Crutchfield	-	284	1312	0	1312	119.3
Quinn	-	253	272	835	1207	100.6

ALL PURPOSE LEADERS

Player	G	Rush	Rec	PR	KR	IR	Tot	Avg
Crutchfield	-	1312	87	0	0	0	1399	2
Gillis	-	378	103	0	16	0	497	-
Payne	-	122	0	0	177	0	399	-

DEFENSIVE LEADERS

Player	G	Solo	Asst	Total	TFL	Sack	FR	FF	Bk
M. Carlson	-	59	59	118	5-18	-	1	2	0
Butts	-	42	37	79	7-32	-	2	2	0
McDonough	-	39	40	79	7-39	-	2	3	0



1981 (5-5-1, 2-4-1 BIG EIGHT, 6TH)

Date	Team	Result	Att.	AP	Rushing			Passing			Total Off.		
					Att	Yds	TD	A-C-I	Yds	TD	Plays	Yds	
S12	Iowa State	W, 17-13	49,854	-	14	50	212	2	17-11-0	96	0	67	308
	WEST TEXAS A&M			-	17	46	174	1	23-7-0	89	0	69	263
S19	Iowa State	W, 23-12	53,922	-	17	60	212	2	8-6-0	106	0	68	318
	IOWA			-	14	28	79	2	27-13-1	190	0	55	269
S26	Iowa State	W, 28-19	50,594	-	18	57	252	4	16-7-1	131	0	73	383
	KENT STATE			-	13	44	107	1	32-8-0	137	1	76	244
O3	Iowa State at Oklahoma*	T, 7-7	74,807	20	20	56	204	1	20-10-2	119	0	76	323
				5	20	53	314	1	12-2-2	20	0	65	334
O10	Iowa State at San Diego State	L, 31-52	45,750	12	29	53	266	3	46-25-1	291	1	99	557
				-	24	26	117	3	47-33-0	452	4	73	569
O17	Iowa State MISSOURI*	W, 34-13	53,220	-	22	50	153	3	32-20-1	226	1	82	379
				8	18	44	129	2	31-12-3	141	0	75	270
O24	Iowa State COLORADO*	W, 17-10	50,103	14	14	59	209	2	8-1-2	21	0	67	230
				-	10	47	149	1	16-12-0	39	0	63	188
O31	Iowa State at Kansas State*	L, 7-10	26,650	11	15	32	170	1	22-13-1	124	0	54	294
				-	18	67	257	1	9-5-1	56	0	76	313
N7	Iowa State KANSAS*	L, 11-24	49,720	-	15	27	67	0	28-15-2	233	1	55	300
				-	21	65	293	2	18-12-1	132	1	83	425
N14	Iowa State at Nebraska*	L, 7-31	76,258	-	13	43	161	1	25-17-2	85	0	68	246
				7	15	51	205	2	17-7-1	67	1	68	272
N21	Iowa State OKLAHOMA STATE*	L, 7-27	46,387	-	12	29	(-)	1	38-17-3	161	0	67	154
				-	21	49	225	1	27-16-0	188	2	76	413

Head Coach: Donnie Duncan **Captains:** Marcus Butts, John Quinn

Offense - TE Dan Johnson, LT Brian Neal, LG Bruce Reimers, C Chuck Meyers, RG Ted Clapper, RT Karl Nelson, SE Frankie Leaks, QB John Quinn, FL Rocky Gillis, FB Jerry Lorenzen, TB Dwayne Crutchfield

Defense - LE James Ransom, LT Shamus McDonough, RT Marc Butts, RE Rodney Hutchins, SLB George Jessen, MLB Chris Washington, WLB Doug Fischer, WC Joe Brown, SS John Arnaud, FS Ronnie Osborne, SC Darren Longshore

Specialists - P Rich Miller, K Alex Giffords, DS Chuck Meyers, PR/KR Michael Wade

BY QUARTERS	1	2	3	4	OT	Total
Iowa State	58	51	38	42	-	189
Opponents	24	63	51	80	-	218

TEAM STATISTICS	Iowa State	Opponents
FIRST DOWNS	189	192
Rushing	105	107
Passing	70	69
Penalty	14	71
RUSHING YARDAGE	1896	2050
Yards Gained	2204	2346
Yards Lost	308	296
Rushing Attempts	517	522
Average Per Rush	3.7	3.9
Average Per Game	172.4	186.4
Rushing TD	20	17
PASSING YARDAGE	1597	1561
Attempts	261	259
Completions	143	127
Interceptions	15	9
Average Per Attempt	6.1	6.0
Average Per Comp.	11.2	12.3
Average Per Game	145.2	142.0
Passing TD	3	9
TOTAL OFFENSE	3493	3611
Total Plays	778	781
Average Per Play	4.5	4.6
Average Per Game	317.5	328.3
KICKOFF RETURNS	22-415	25-525
Average	18.9	21.0
PUNT RETURNS	18-171	21-192
Average	9.5	9.0
INTERCEPTION RETURNS	9-61	15-172
Average	6.8	11.5
FUMBLES-LOST	14-8	33-23
PENALTIES-YARDS	60-592	71-609
Average Per Game	53.2	55.4
PUNTS-YARDS	61-2239	58-2393
Average Per Punt	36.7	41.3
TIME OF POSSESSION	31:10	28:50
TOUCHDOWNS	23	27
Rushing	20	17
Passing	3	9
Return	0	1
PAT Kicks	18-19	21-22
2-point Attempts	3-4	3-5
Field Goals	9-20	9-14
Safeties	0	1
TOTAL POINTS	189	218
AVERAGE PER GAME	17.2	19.8

RUSHING	Player	G	Att	Gain	Loss	Net	Avg.	TD	Lg	Gm	
	Crutchfield	-	307	1220	-	31	1189	3.9	17	4018.1	
	Lorenzen	-	54	307	-	9	298	5.5	0	27	27.1
	Quinn	-	80	301	-	219	82	1.0	2	37	7.5
	Davis	-	35	142	-	13	129	3.7	1	18	14.3
	Gillis	-	7	104	-	0	104	14.9	0	46	13.0
	Roach	-	16	64	-	1	63	3.9	0	13	5.7
	Wade	-	5	35	-	5	30	6.0	0	14	3.0
	Greene	-	6	16	-	0	16	2.7	0	6	2.7
	English	-	6	13	-	30	-17	0.0	0	6	0.0
	Perry	-	1	2	-	0	2	2.0	0	2	0.7

PASSING	Player	G	Att	Comp	Int	Pct.	Yds	TD	Lg	Gm	
	Quinn	-	251	140	-	14	558	1576	3	57	143.3
	English	-	8	3	-	37.5	21	0	10	3.3	
	Cerrato	-	1	0	-	1.0	0.000	0	0	0.0	
	Crutchfield	-	1	0	-	0.0	0.000	0	0	0.0	

RECEIVING	Player	G	Rec	Yds	Avg.	TD	Lg	Gm
	Crutchfield	-	27	343	12.7	0	57	-
	Quinn	-	24	154	6.4	0	25	-
	Crutchfield	-	21	290	13.8	0	44	-
	Johnson	-	13	114	8.8	0	33	-
	Davis	-	13	103	7.9	0	26	-
	Lorenzen	-	12	189	15.8	1	41	-
	Gillis	-	9	153	17.0	1	56	-
	Roach	-	9	67	7.4	0	35	-
	Cerrato	-	7	60	8.6	0	11	-
	Geise	-	4	53	13.3	0	17	-
	Summers	-	3	68	22.7	1	27	-
	Hobson	-	1	3	3.0	0	3	-
	Perry	-	1	3	3.0	0	3	-

SCORING	Player	TD	FG	Kick	Rush	Pass	DXP	Saf	Pts
	Crutchfield	17	0	0	0	1	0	0	104
	Giffords	0	9-20	18-19	0	0	0	0	45
	Davis	2	0	0	0	1	0	0	14
	Johnson	1	0	0	0	0	0	0	6
	Hobson	1	0	0	0	0	0	0	6
	Cerrato	1	0	0	0	0	0	0	6
	Gillis	1	0	0	0	0	0	0	6
	Johnson	0	0	0	0	1-1	0	0	2

FIELD GOALS	Player	18-29	30-39	40-49	50+	Total	Lg	Bk
	Giffords	3-5	3-6	3-6	0-2	9-19	48	-

PUNTING	Player	No	Yds	Avg.	Lg	FB	FC	120	Bk
	Miller	59	2224	37.7	68	-	-	-	0

PUNT RETURNS	Player	No	Yds	Avg.	TD	Lg
	Wade	17	171	10.0	0	27
	Brown	1	0	0.0	0	0

KICKOFF RETURNS	Player	No	Yds	Avg.	TD	Lg
	Wade	19	369	19.4	0	56
	McCue	2	28	14.0	0	16
	Roach	1	18	18.0	0	18

INTERCEPTIONS	Player	No	Yds	Avg.	TD	Lg
	Brown	4	31	7.8	0	16
	Longshore	2	12	6.0	0	33
	Arnaud	1	0	0.0	0	0
	Osborne	1	14	14.0	0	14
	McDonough	1	4	4.0	0	4

TOTAL OFFENSE LEADERS	Player	G	Rush	Pass	Tot	Avg.	
	Quinn	-	331	82	1576	1658	150.7
	Crutchfield	-	308	1189	0	1189	108.1

ALL PURPOSE LEADERS	Player	G	Rush	Rec	PR	KR	IR	Tot	Avg.
	Crutchfield	-	1189	154	0	0	0	1343	0
	Wade	-	30	343	171	369	0	913	-
	Lorenzen	-	298	103	0	0	0	401	-

DEFENSIVE LEADERS	Player	G	Solo	Ass	Total	TFL	Sack	FR	FF	Bk
	Washington	-	110	58	168	5-13	-	0	3	0
	McDonough	-	55	42	97	3-14	-	1	1	0
	Fischer	-	51	44	95	4-26	-	3	0	1
	Jessen	-	55	35	90	6-28	-	0	1	1



1982 (4-6-1, 1-5-1 BIG EIGHT, T6TH)

Date	Team	Result	Att.	AP	FD	Rushing			Passing			Total Off.	
						Att	Yds	TD	A-C-I	Yds	TD	Plays	Yds
S11	Iowa State at Tennessee	L, 21-23	90,201	-	20	50	265	2	21-9-1	132	1	71	397
S18	Iowa State at Iowa	W, 19-7	59,605	-	19	60	185	0	17-9-2	121	1	69	266
S25	Iowa State DRAKE	W, 35-10	51,866	-	5	30	56	0	12-6-1	46	0	42	102
O2	Iowa State OKLAHOMA*	L, 3-13	52,770	-	11	42	103	0	17-7-1	67	0	59	170
O9	Iowa State KENT STATE	W, 44-7	49,930	-	18	67	280	1	9-4-1	50	0	76	330
O16	Iowa State at Missouri*	T, 17-17	66,133	-	8	27	(-7)	0	24-11-2	155	0	101	544
O23	Iowa State at Colorado*	W, 31-14	40,581	-	14	46	97	1	29-13-3	118	1	56	111
O30	Iowa State KANSAS STATE*	L, 3-9	52,078	-	10	43	126	1	16-9-2	138	1	59	264
N6	Iowa State at Kansas*	L, 17-24	26,796	-	32	69	322	2	24-16-0	249	2	93	571
N13	Iowa State NEBRASKA*	L, 10-48	52,887	-	10	14	76	1	30-13-3	145	0	44	221
N20	Iowa State at Oklahoma State*	L, 13-49	40,700	-	13	42	60	0	25-13-2	189	0	67	249
				-	13	55	181	0	10-5-0	83	0	65	264
				-	22	61	295	2	17-7-1	60	0	78	355
				-	24	41	164	2	31-13-1	241	1	72	405
				-	20	49	157	1	26-14-0	116	0	75	273
				7	20	60	363	6	7-4-0	97	1	67	460
				-	17	32	61	1	34-17-2	193	0	66	254
				-	22	70	377	5	12-6-1	66	2	82	443

Head Coach: Donnie Duncan **Captains:** John Arnaud, George Jessen Karl Nelson, Ron Osborne, James Ransom
Offense - SE Michael Wade, LT Benn Musgrave, LG Bruce Reimers, C Jim Meyer, RG Ted Clapper, RT Karl Nelson, TE Doran Geise, QB David Archer, FL Frankie Leaks, FB Jerry Lorenzen, TB Tommy Davis
Defense - LE James Ransom, LT Samus McDonough, RT Chris Boskey, RE Lester Williams, SLB George Jessen, MLB Chris Washington, WLB Mark Carlson, SC John Arnaud, SS George Walker, FS Ronnie Osborne, WC Alvin Baker
Specialists - P Kelly Goodburn, PK Alex Giffords

BY QUARTERS	1	2	3	4	OT	Total
Iowa State	45	61	44	63	-	213
Opponents	52	68	45	56	-	221

TEAM STATISTICS	Iowa State	Opponents
FIRST DOWNS	224	166
Rushing	125	92
Passing	35	58
Penalty	14	16
RUSHING YARDAGE	2222	1770
Yards Gained	2687	2066
Yards Lost	415	296
Rushing Attempts	583	480
Average Per Rush	3.8	3.7
Average Per Game	142.2	128.8
Rushing TD	18	17
PASSING YARDAGE	1564	1417
Attempts	257	233
Completions	132	111
Interceptions	15	13
Average Per Attempt	6.1	6.1
Average Per Comp.	11.2	12.8
Average Per Game	142.2	128.8
Passing TD	6	8
TOTAL OFFENSE	3786	3187
Total Plays	840	713
Average Per Play	4.5	4.5
Average Per Game	344.2	289.7
KICKOFF RETURNS	21-429	30-522
Average	20.4	17.4
PUNT RETURNS	22-138	33-307
Average	6.3	9.3
INTERCEPTION RETURNS	13-135	15-82
Average	10.4	5.5
FUMBLES-LOST	25-16	26-16
PENALTIES-YARDS	58-521	52-489
Average Per Game	47.4	44.5
PUNTS-YARDS	65-2610	68-2833
Average Per Punt	40.2	41.7
TIME OF POSSESSION	31:16	28:44
TOUCHDOWNS	24	27
Rushing	17	17
Passing	6	8
Return	1	2
PAT Kicks	24-24	26-27
2-point Attempts	0-0	0-0
Field Goals	15-20	11-16
Safeties	0	0
TOTAL POINTS	213	221
AVERAGE PER GAME	19.4	20.1

RUSHING												
Player	G	Att	Gain	Loss	Net	Avg.	TD	Lg	Gr	Gm		
Davis	-	193	866	34	832	4.3	3	75	75.7			
Brown	-	114	637	15	622	5.5	8	41	56.5			
Jacobs	-	99	487	4	483	4.9	1	34	44.3			
Green	-	43	173	4	169	3.9	2	23	16.9			
Lorenzen	-	30	87	5	82	2.7	0	8	8.1			
Archer	-	90	316	309	7	0.1	2	23	0.6			
Watson	-	3	34	0	34	11.3	1	25	17.0			
Greene	-	4	16	0	16	4.0	1	6	4.0			
Wade	-	5	17	21	-4	-1.3	0	10	-			
English	-	2	4	9	-5	-2.5	0	4	-			

PASSING												
Player	G	Att	Comp	Int	Pct.	Yds	TD	Lg	Gm			
Archer	-	244	125	13	51.2	1465	5	46	133.2			
English	-	13	7	2	53.8	99	1	20	16.5			

RECEIVING												
Player	G	Rec	Yds	Avg.	TD	Lg						
Leaks	-	25	427	17.1	2	46						
Wade	-	13	223	17.2	1	33						
Geise	-	17	221	13.0	0	25						
Gillis	-	8	150	18.8	2	41						
Jacobs	-	20	123	6.2	1	17						
Henderson	-	5	26	5.2	0	18						
Blaney	-	4	47	11.8	0	13						
Turner	-	2	35	17.5	0	20						
Knuth	-	3	31	10.3	0	11						
Lorenzen	-	6	39	6.5	0	11						
Brown	-	9	77	8.6	0	16						
Wodka	-	3	24	8.0	0	14						
Davis	-	14	80	5.7	0	13						
Archer	-	1	16	16.0	0	16						
Greene	-	1	8	8.0	0	8						
Hobson	-	1	7	7.0	0	7						

SCORING												
Player	TD	FG	Kick	Rush	Pass	DXP	Saf	Ptn				
Giffords	0	15-20	24-24	0-0	0-0	0	0	69				
Brown	8	0-0	0-0	0-0	0-0	0	0	0				
Davis	3	0-0	0-0	0-0	0-0	0	0	18				
Gillis	2	0-0	0-0	0-0	0-0	0	0	12				
Jacobs	2	0-0	0-0	0-0	0-0	0	0	12				
Leaks	2	0-0	0-0	0-0	0-0	0	0	12				
Green	2	0-0	0-0	0-0	0-0	0	0	12				
Archer	2	0-0	0-0	0-0	0-0	0	0	12				
Wade	1	0-0	0-0	0-0	0-0	0	0	6				
Watson	1	0-0	0-0	0-0	0-0	0	0	6				
Williams	1	0-0	0-0	0-0	0-0	0	0	6				

FIELD GOALS												
Player	18-29	30-39	40-49	50+	Total	Lg	Blk					
Giffords	7-7	5-6	2-4	1-3	15-20	0	0					

PUNTING												
Player	No	Yds	Avg.	Lg	TB	FC	120	Blk				
Myers	32	1365	42.7	80	-	-	-	-				
Goodburn	31	1237	39.9	52	-	-	-	-				
English	1	8	8.0	8	-	-	-	-				

PUNT RETURNS												
Player	No	Yds	Avg.	TD	Lg							
Wade	11	74	6.7	0	24							
McCue	10	82	8.2	0	10							
Leaks	1	-18	-	0	-18							

KICKOFF RETURNS												
Player	No	Yds	Avg.	TD	Lg							
Lorenzen	13	263	20.2	0	29							
Wade	3	83	27.7	0	41							
Green	4	76	19.0	0	29							
Henderson	1	4	4.0	0	4							

INTERCEPTIONS												
Player	No	Yds	Avg.	TD	Lg							
Osborne	4	35	8.8	0	35							
Longshore	2	54	27.0	0	37							
Baker	2	4	2.0	0	4							
Jessen	1	31	31.0	0	31							
Carlson	1	6	6.0	0	6							
Walker	1	4	4.0	0	4							
Washington	1	1	1.0	0	1							
McDonough	1	0	0.0	0	0							

TOTAL OFFENSE LEADERS												
Player	G	Plays	Rush	Pass	Tot	Avg.						
Archer	-	334	7	1465	1472	134						
Davis	-	193	866	0	866	-						

ALL PURPOSE LEADERS												
Player	G	Rush	Rec	PR	KR	IR	Tot	Avg.				
Davis	-	832	0	0	0	0	832	-				
Brown	-	622	0	0	0	0	622	-				
Jacobs	-	483	0	0	0	0	483	-				

DEFENSIVE LEADERS												
Player	G	Solo	Ast	Total	TFL	Sack	FR	FF	Blk			
Washington	-	98	49	147	3-8	-	0	0	0	0	0	0
McDonough	-	57	49	106	5-16	-	0	0	0	0	0	0
Carlson	-	64	39	103	6-27	-	1	2	1	0	0	0



1983 (4-7, 3-4 BIG EIGHT, T4TH)

Date	Team	Result	Att.	AP	FD	Rushing			Passing			Total Off.		
						Att	Yds	TD	A-C-I	Yds	TD	Plays	Yds	
S10	Iowa State	L, 10-51	54,066	-	11	30	31	0	29-15-1	223	1	59	254	
	IOWA				10	24	49	257	6	27-16-0	278	1	76	535
S17	Iowa State	L, 26-29	41,165	-	14	31	80	0	28-18-0	255	3	59	335	
	at Vanderbilt				23	35	136	2	46-26-4	353	1	81	489	
S24	Iowa State	W, 21-17	49,817	-	16	39	21	1	28-16-0	231	2	67	252	
	COLORADO STATE				13	51	150	2	15-8-1	50	0	66	200	
O1	Iowa State	L, 17-24	47,703	-	18	23	42	0	45-21-3	221	2	68	263	
	NEW MEXICO STATE				17	69	259	2	9-6-1	90	1	78	349	
O8	Iowa State	W, 38-35	48,125	-	27	37	127	3	47-28-2	300	2	84	427	
	KANSAS*				19	33	109	3	27-16-1	279	1	60	388	
O15	Iowa State	W, 22-10	49,311	-	19	41	133	1	31-19-1	200	2	72	333	
	COLORADO*				22	38	109	0	36-14-1	192	1	74	301	
O22	Iowa State	L, 11-49	75,008	-	22	39	78	0	39-21-2	209	1	78	287	
	at Oklahoma*				14	26	64	356	5	11-6-0	103	1	75	459
O29	Iowa State	L, 18-41	49,404	-	20	31	53	0	47-29-2	278	2	78	331	
	MISSOURI*				22	56	198	5	17-11-1	162	1	73	360	
N5	Iowa State	L, 29-72	76,326	-	25	45	157	3	47-26-1	346	1	92	504	
	at Nebraska*				1	34	64	426	7	25-13-0	241	3	89	667
N12	Iowa State	W, 49-27	24,300	-	35	46	234	5	40-29-0	286	2	86	520	
	at Kansas State*				21	55	223	3	17-8-1	114	0	72	337	
N19	Iowa State	L, 7-30	46,517	-	13	34	85	0	29-14-1	168	1	63	253	
	OKLAHOMA STATE*				14	57	189	2	15-8-0	104	1	72	293	

Head Coach: Jim Criner **Captains:** David Archer, Chris Washington

Defense - SE Robbie Minor, LT Benn Truograve, LG Bruce Reimers, C Chuck Meyers, RG Scott Nelson, RT Dan Martin,

TE Dave Smoldt, **QB** David Archer, **FB** Tracy Henderson, **FB** Jason Jacobs, **TB** Tommy Davis

Defense: LT Roger Youngblut, NT Barry Moore, RT Rodney Hutchins, SOLB Doug Fischer, SILB Dwayne Gilyard,

WLB Chris Washington, WLB Lester Williams, LC Alvin Baker, RC Kevin Williams, SS Sam Clear, FS George Walker

Specialists - P Kelly Goodburn, **K** Marc Bachrodt, **HO** David Archer, **DS** John Smith, **PR** Billy McCue, **KR** Kent Anderson

BY QUARTERS	1	2	3	4	OT	Total
Iowa State	43	78	29	98	-	248
Opponents	90	143	65	87	-	385
TEAM STATISTICS	Iowa State	Opponents				
FIRST DOWNS	220	235				
Rushing	75	124				
Passing	130	96				
Penalty	15	15				
RUSHING YARDAGE	1041	2423				
Yards Gained	1429	2759				
Yards Lost	388	336				
Rushing Attempts	396	570				
Average Per Rush	2.6	4.3				
Average Per Game	94.9	160.9				
Rushing TD	13	37				
PASSING YARDAGE	2717	1966				
Attempts	410	245				
Completions	236	132				
Interceptions	13	10				
Average Per Attempt	6.6	8.0				
Average Per Comp.	11.5	14.9				
Average Per Game	247.0	178.7				
Passing TD	19	11				
TOTAL OFFENSE	3758	4389				
Total Plays	806	815				
Average Per Play	4.7	5.4				
Average Per Game	341.6	399.0				
KICKOFF RETURNS	34-713	34-713				
Average	15.6	20.9				
PUNT RETURNS	25-118	30-267				
Average	4.7	8.9				
INTERCEPTION RETURNS	10-101	13-126				
Average	10.1	9.7				
FUMBLES-LOST	34-20	21-11				
PENALTIES-YARDS	65-501	62-547				
Average Per Game	45.5	49.7				
PUNTS-YARDS	35-1333	25-876				
Average Per Punt	38.1	35.0				
TIME OF POSSESSION	28:04	31:56				
TOUCHDOWNS	32	49				
Rushing	13	37				
Passing	19	11				
Return	0	1				
PAT Kicks	18-22	44-47				
2-point Attempts	7-10	1-2				
Field Goals	8-11	9-14				
Safetyes	0	1				
TOTAL POINTS	248	385				
AVERAGE PER GAME	22.5	35.0				

RUSHING												
Player	G	Att	Gain	Loss	Net	Avg.	TD	Lg	Gm			
Jacobs	99	502	12	490	4.9	3	40	44.5				
Davis	156	450	54	396	2.5	4	15	36.0				
Archer	110	363	304	59	0.5	3	32	5.4				
Watson	12	62	3	59	4.9	1	24	14.8				
Hood	9	40	0	40	4.4	1	7	8.0				
Goodburn	1	3	0	3	3.0	0	3	3.0				
Wodka	0	3	0	3	3.0	1	3	0.4				
Hanson	6	6	8	-2	-0.3	0	4	-0.3				
Anderson	1	0	1	-1	-1.0	0	-1	-0.1				
Thomas	2	0	6	-6	-3.0	0	0	-0.9				
PASSING												
Player	G	Att	Comp	Int	Pct.	Yds	TD	Lg	Gm			
Archer	-	403	234	12	58.1	2639	18	64	239.9			
Hood	-	7	2	1	28.6	78	1	65	15.6			
RECEIVING												
Player	G	Rec	Yds	Avg.	TD	Lg	Gm					
Henderson	-	81	1051	13.0	8	53	-					
Jacobs	-	64	584	9.1	3	64	-					
Davis	-	24	155	6.5	1	24	-					
Minor	-	20	322	16.1	1	41	-					
Smoldt	-	12	113	9.4	1	22	-					
Gantt	-	10	140	14.0	1	26	-					
Wodka	-	9	69	7.7	2	20	-					
Levingston	-	8	148	18.5	1	40	-					
Blaney	-	4	39	9.8	0	17	-					
Thomas	-	2	14	7.0	0	9	-					
Posey	-	1	65	65.0	1	65	-					
Wade	-	1	17	17.0	0	17	-					
SCORING												
Player	TD	FG	Kick	Rush	Pass	DXP	Saf	Pts				
Henderson	8	0-0	0-0	0-0	2	0	0	52				
Bachrodt	0	8-11	18-22	0-0	0	0	0	42				
Jacobs	6	0-0	0-0	2	0	0	0	40				
Davis	5	0-0	0-0	0-0	0	0	0	30				
Archer	3	0-0	0-0	0-0	0	0	0	18				
Wodka	3	0-0	0-0	0-0	0	0	0	18				
Smoldt	1	0-0	0-0	0-0	3	0	0	12				
Gantt	1	0-0	0-0	0-0	0	0	0	6				
Hood	1	0-0	0-0	0-0	0	0	0	6				
Levingston	1	0-0	0-0	0-0	0	0	0	6				
Minor	1	0-0	0-0	0-0	0	0	0	6				
Posey	1	0-0	0-0	0-0	0	0	0	6				
Watson	1	0-0	0-0	0-0	0	0	0	6				

FIELD GOALS												
Player	18-29	30-39	40-49	50+	Total	Lg	Blk					
Bachrodt	2-2	4-4	2-4	0-1	8-11	-	0					
PUNTING												
Player	No	Yds	Avg.	Lg	TB	FC	I20	Blk				
Goodburn	35	1333	38.1	71	-	-	-	-				
Myers	25	876	35.0	51	-	-	-	-				
PUNT RETURNS												
Player	No	Yds	Avg.	TD	Lg							
McCue	4	32	8.0	0	10							
Wade	17	85	5.0	0	7							
Anderson	3	7	2.3	0	5							
Connor	1	-6	-6.0	0	-6							
KICKOFF RETURNS												
Player	No	Yds	Avg.	TD	Lg							
Hanson	19	349	18.4	0	27							
Wade	3	52	17.3	0	20							
Levingston	3	43	14.3	0	25							
Anderson	8	113	14.1	0	33							
Davis	1	14	14.0	0	14							
Watson	2	7	3.5	0	7							
Iversen	1	0	0.0	0	0							
INTERCEPTIONS												
Player	No	Yds	Avg.	TD	Lg							
Walker	4	22	5.5	0	22							
Baker	2	5	2.5	0	4							
Davis	1	45	45.0	0	42							
Watson	1	17	17.0	0	17							
Iversen	1	-2	-2.0	0	-2							
TOTAL OFFENSE LEADERS												
Player	G	Plays	Rush	Pass	Tot	Avg.						
Archer	-	513	59	2639	2698	245.3						
ALL PURPOSE LEADERS												
Player	G	Rush	Rec	PR	KR	IR	Tot	Avg.				
Jacobs	-	490	584	0	0	0	1074	-				
Henderson	-	1051	0	0	0	0	1051	-				
DEFENSIVE LEADERS												
Player	G	Solo	Ast	Total	TFL	Sack	FR	FF	Blk			
Washington	11	68	66	134	3-9	-	1	0	0			
L. Williams	11	43	48	91	11-46	7-35	1	0	0			
Gilyard	8	37	40	77	2-7	2-12	1	0	0			



1984 (2-7-2, 0-5-2 BIG EIGHT, 8TH)

Date	Team	Result	Att.	AP	FD	Rushing			Passing			Total Off.	
						Att	Yds	TD	A-C-I	Yds	TD	Plays	Yds
S8	Iowa State at Iowa	L, 21-59	66,150	-	22	39	28	0	41-25-5	327	3	80	355
					10	18	39	187	2	23-13-2	289	5	62
S15	Iowa State DRAKE	W, 21-17	47,656	-	22	48	112	2	47-24-1	281	1	95	393
					9	40	56	1	21-6-0	86	1	61	142
S22	Iowa State at Texas A&M	L, 17-38	45,239	-	16	35	59	0	35-21-1	325	2	70	384
					24	44	133	1	37-19-1	241	3	81	374
S29	Iowa State WEST TEXAS A&M	W, 14-0	50,316	-	20	43	195	0	42-22-1	202	2	85	397
					14	53	160	0	17-6-0	40	0	70	200
O6	Iowa State at Kansas*	L, 14-33	31,500	-	21	27	166	0	41-25-3	269	2	68	435
					22	54	215	3	22-14-0	212	1	76	427
O13	Iowa State at Colorado*	L, 21-23	36,762	-	14	48	130	1	31-13-0	144	1	79	274
					14	38	(-16)	0	25-11-0	223	3	63	207
O20	Iowa State OKLAHOMA*	L, 10-12	50,977	-	13	38	43	0	35-18-1	147	1	73	190
					2	14	53	233	1	14-4-0	44	0	67
O27	Iowa State at Missouri*	T, 14-14	48,133	-	15	45	42	0	32-16-0	168	1	77	210
					15	42	160	1	20-6-3	110	1	62	270
N3	Iowa State NEBRASKA*	L, 0-44	52,919	-	5	34	16	0	20-9-4	37	0	54	53
					3	15	70	358	5	12-5-0	49	1	82
N10	Iowa State KANSAS STATE*	T, 7-7	45,000	-	17	53	181	1	8-6-1	69	0	61	250
					14	53	201	1	6-2-1	16	0	59	
N17	Iowa State at Oklahoma State*	L, 10-16	32,000	-	12	33	72	1	34-17-1	170	0	67	242
					13	47	76	1	25-16-1	187	1	72	263

Head Coach: Jim Criner **Captains:** Alan Hood, Steve Little, Barry Moore, Dave Smoldt
Offense - SE Tracy Henderson, LT Bruce Westemeyer, LG Eric Huhndorf, C Channon Mawdsley, RG Vince Jasper, RT Kevin Eggleston, TE Dave Smoldt, QB Alex Espinoza, FL Robbie Minor, FB Tommy Davis, TB Richard Hanson
Defense - DE Lester Williams, DT Steve Little, DT Barry Moore, DE Jim Luebberts, WLB Dennis Gibson, MLB Jeff Braswell, SLB Tim Iversen, LCB Terrence Anthony, RCB Kevin Williams, FS Anthony Mayze, SS Anthony Davis
Specialists - P Jim Thompson, K Marc Bachrodt, HO Scott Williams, DS Bill Hanley, PR Billy McCue, KR Michael Posey

BY QUARTERS	1	2	3	4	OT	Total
Iowa State	25	21	31	72	-	149
Opponents	50	84	54	75	-	263

TEAM STATISTICS	Iowa State	Opponents
FIRST DOWNS	177	172
Rushing	65	82
Passing	104	70
Penalty	8	20
RUSHING YARDAGE	1044	1770
Yards Gained	1518	2131
Yards Lost	474	361
Rushing Attempts	433	530
Average Per Rush	2.4	3.4
Average Per Game	94.9	160.9
Rushing TD	5	16
PASSING YARDAGE	2139	1497
Attempts	366	222
Completions	197	102
Interceptions	18	8
Average Per Attempt	5.8	6.7
Average Per Comp.	10.9	14.7
Average Per Game	194.5	136.1
Passing TD	13	16
TOTAL OFFENSE	3183	3267
Total Plays	809	752
Average Per Play	3.9	4.3
Average Per Game	289.4	297.0
KICKOFF RETURNS	35-607	23-426
Average	17.3	18.5
PUNT RETURNS	29-220	28-274
Average	7.6	9.8
INTERCEPTION RETURNS	8-42	18-358
Average	5.3	19.9
FUMBLES-LOST	27-22	39-21
PENALTIES-YARDS	87-688	69-561
Average Per Game	62.5	51.0
PUNTS-YARDS	86-3157	74-2733
Average Per Punt	36.7	36.9
TIME OF POSSESSION	30:36	29:24
TOUCHDOWNS	18	34
Rushing	5	16
Passing	13	16
Return	0	2
PAT Kicks	16-16	26-27
2-point Attempts	1-2	0-2
Field Goals	7-20	10-17
Safetyes	0	0
TOTAL POINTS	149	263
AVERAGE PER GAME	13.5	23.9

RUSHING	Player	G	Att	Gain	Loss	Net	Avg.	TD	Lg	Gm
	Hanson	155	548	41	507	3.3	2	16	46.1	
	Davis	71	315	11	304	4.3	1	18	30.4	
	Poprilo	37	140	10	130	3.5	0	16	21.7	
	Watson	36	126	17	109	3.0	1	13	27.3	
	Sperling	19	55	2	53	2.8	0	16	26.5	
	Hood	54	213	175	38	0.7	1	23	4.6	
	Posey	11	26	5	21	1.9	0	5	1.9	
	Hentges	6	20	0	20	3.3	0	12	1.8	
	Thomas	5	14	0	14	2.8	0	6	2.3	
	Espinoza	49	61	213	-152	-	0	12	-	

PASSING	Player	G	Att	Comp	Int	Pct.	Yds	TD	Lg	Gm
	Espinoza	-	262	143	8	54.6	1580	10	71	197.5
	Hood	-	103	54	9	52.4	559	3	38	69.9
	DeGennaro	-	1	0	1	0.00	0	0	0	0.0

RECEIVING	Player	G	Rec	Yds	Avg.	TD	Lg
	Henderson	64	941	14.7	6	71	
	Hanson	29	244	8.4	1	20	
	Davis	29	213	7.4	1	23	
	Smoldt	26	251	9.7	2	23	
	Minor	17	197	11.6	1	21	
	Gantt	11	134	12.2	0	25	
	Wodka	6	56	9.3	0	13	
	Poprilo	4	7	1.8	0	5	
	Blaney	3	32	10.7	0	18	
	Watson	3	18	6.0	0	12	
	Posey	2	39	19.5	1	38	
	Sperling	2	4	2.0	0	2	
	Thomas	1	3	3.0	1	3	

SCORING	Player	TD	FG	Kick	Rush	Pass	DXP	Saf	Pts
	Bachrodt	0	7-20	16-16	0-0	0	0	0	37
	Henderson	6	0	0	0-0	0	0	0	36
	Hanson	3	0	0	0-0	0	0	0	18
	Davis	2	0	0	0-0	0	0	0	12
	Smoldt	2	0	0	0-0	0	0	0	12
	Posey	1	0	0	0-0	0	0	0	6
	Thomas	1	0	0	0-0	0	0	0	6
	Watson	1	0	0	0-0	0	0	0	6
	Minor	1	0	0	0-0	0	0	0	6
	Hood	1	0	0	0-0	0	0	0	6
	Wodka	0	0	0	0-0	1-1	0	0	2
	Team	0	0	0	0-0	0-0	0	1	2

FIELD GOALS	Player	18-29	30-39	40-49	50+	Total	Lg	Blk
	Bachrodt	4-8	1-4	2-4	0-4	7-20	0	0

PUNTING	Player	No	Yds	Avg.	Lg	TB	FC	120	Blk
	Thompson	85	3157	37.1	72	-	-	-	-

PUNT RETURNS	Player	No	Yds	Avg.	TD	Lg
	McCue	27	217	8.0	0	46
	J. Dole	2	3	1.5	0	2

KICKOFF RETURNS	Player	No	Yds	Avg.	TD	Lg
	Posey	21	446	21.2	0	34
	Davis	4	56	14.0	0	21
	Tucker	4	52	13.0	0	22
	Anderson	3	36	12.0	0	16
	Thomas	1	17	17.0	0	17
	Hentges	1	0	0.0	0	0
	Wodka	1	0	0.0	0	0

INTERCEPTIONS	Player	No	Yds	Avg.	TD	Lg
	Gibson	3	32	10.7	1	22
	Williams	2	8	4.0	0	8
	Braswell	1	2	2.0	0	2
	Davis	1	0	0.0	0	0
	Mayze	1	0	0.0	0	0

TOTAL OFFENSE LEADERS	Player	G	Plays	Rush	Pass	Tot.	Avg.
	A. Espinoza	-	311	152	1580	1428	178.5
	Hood	-	157	38	559	597	74.6

ALL PURPOSE LEADERS	Player	G	Rush	Rec	PR	KR	IR	Tot.	Avg.
	Henderson	-	0	941	0	0	0	941	-
	Davis	-	304	213	56	0	0	573	-
	Posey	-	21	39	0	446	0	506	-

DEFENSIVE LEADERS	Player	G	Solo	Asst	Tot.	TFL	Sack	FR	FF	Blk
	Braswell11	93	49	142	16-52	3-21	0	0	0	0
	Mayze	11	56	63	119	4-28	1-11	0	0	0
	Gibson11	54	44	98	10-27	2-18	0	0	0	0
	Williams11	38	60	98	1-2	3-19	0	0	0	0



1985 (5-6, 3-4 BIG EIGHT, 5TH)

Date	Team	Result	Att.	AP	Rushing				Passing				Total Off. Plays Yds
					FD	Att	Yds	TD	A-C-I	Yds	TD		
S14	Iowa State UTAH STATE	W, 10-3	42,455	-	17	46	99	0	35-17-2	188	1	81	287
S21	Iowa State VANDERBILT	W, 20-17	44,025	-	11	40	95	1	28-8-2	95	0	68	190
S28	Iowa State IOWA	L, 3-57	53,202	-	16	47	112	1	29-13-2	184	1	76	296
O5	Iowa State DRAKE	L, 17-20	42,008	-	13	42	73	0	33-16-1	157	0	75	230
O12	Iowa State KANSAS*	W, 22-21	43,117	-	3	23	40	3	40-24-0	357	4	80	495
O19	Iowa State COLORADO*	L, 6-40	41,215	-	19	44	121	0	35-18-2	173	2	79	294
O26	Iowa State at Oklahoma*	L, 14-59	74,207	-	10	25	64	3	5-1-0	14	1	72	258
N2	Iowa State MISSOURI*	L, 27-28	40,015	-	24	46	142	2	27-15-0	128	1	68	250
N9	Iowa State at Nebraska*	L, 0-49	75,920	-	17	41	146	2	5-2-0	101	1	69	643
N16	Iowa State at Kansas State*	W, 21-14	17,500	-	7	29	42	0	40-17-0	246	1	81	392
N23	Iowa State OKLAHOMA STATE*	W, 15-10	40,025	-	3	28	83	6	27-10-1	95	0	56	137
				-	21	48	113	1	8-3-0	35	1	91	573
				-	13	44	125	0	33-19-0	252	2	81	365
				-	13	44	125	0	14-6-1	129	2	58	254
				-	12	51	152	0	29-9-3	96	1	80	248
				-	7	13	31	47	44-14-3	206	0	75	253

Head Coach: Jim Criner **Captains:** Jim Luebbers, Anthony Mayze, Kirk Thomas, Bruce Westemeyer

Offense - SE Hughes Suffren, LT Keith Sims, LG Eric Huhndorf, C Channon Mawdsley, RG Vince Jasper, RT Brett Lawrence, TE Jeff Wodka, QB Alex Espinoza, FL Danny Gantt, FB Kirk Thomas, TB Andrew Jackson

Defense - LE Lester Williams, LT Greg Liter, RT Perry Laures, RE Jim Luebbers, WLBB Dennis Gibson, MLB Jeff Braswell, SLB Tim Iversen, RCB Terrence Anthony, LCB Milton Pitts, SS Kevin Colon, FS Anthony Mayze

Specialists - P Rick Frank, K Marc Bachrodt, DS John Smith, PR Milton Pitts, KR Paul Thibodeaux

BY QUARTERS	1	2	3	4	OT	Total
Iowa State	37	40	33	45	-	155
Opponents	67	102	104	45	-	318
TEAM STATISTICS						
Iowa State	Opponents					
FIRST DOWNS	170 190					
Rushing	75 103					
Passing	86 74					
Penalty	9 13					
RUSHING YARDAGE						
Yards Gained	1061 2073					
Yards Lost	453 303					
Rushing Attempts	467 521					
Average Per Rush	2.3 4.0					
Average Per Game	96.5 188.5					
PASSING YARDAGE						
Rushing TD	8 25					
Attempts	359 297					
Completions	172 124					
Interceptions	16 8					
Average Per Attempt	5.1 5.5					
Average Per Comp.	10.7 13.2					
Average Per Game	166.5 148.4					
TOTAL OFFENSE						
Total Plays	826 818					
Average Per Play	3.5 4.5					
Average Per Game	263.0 336.8					
KICKOFF RETURNS						
Average	15.2 14.9					
PUNT RETURNS						
Average	38-229 34-177					
INTERCEPTION RETURNS						
Average	16.3 19.3					
FUMBLES-LOST						
Penalties-Yards	81-626 64-656					
Average Per Game	56.9 51.4					
PUNTS-YARDS						
Average Per Punt	100-3796 85-3451					
TIME OF POSSESSION						
TOUCHDOWNS	18 39					
Rushing	8 25					
Passing	9 11					
Return	1 3					
PAT Kicks	14-16 35-38					
2-point Attempts	0-2 1-1					
Field Goals	11-16 15-19					
Safeties	0 1					
TOTAL POINTS	155 318					
AVERAGE PER GAME	14.1 28.9					

RUSHING														
Player	G	Att	Gain	Loss	Net	Avg	TD	Lg	Gm					
A. Jackson	10	113	448	33	415	3.7	2	36	41.5					
K. Thomas	11	103	346	20	326	3.2	0	17	29.6					
M. Rodgers	8	94	349	26	323	3.4	0	39	40.4					
A. Watson	5	35	103	15	88	2.5	1	10	17.6					
D. Popril	9	12	32	4	28	2.3	3	15	3.1					
Henderson	10	1	7	0	7	7.0	0	7	0.7					
A. Hood	9	1	7	0	7	7.0	0	7	0.8					
D. DeGenerro	7	16	44	39	5	0.3	0	12	0.7					
R. Frank	11	1	0	5	-5	-5.0	0	-5	-0.5					
A. Espinoza	11	91	178	311	-133	-1.5	2	37	-12.1					
PASSING														
Player	G	Att	Comp	Int	Pct	Yds	TD	Lg	Gm					
A. Espinoza	11	330	159	13	48.2	1704	8	67	154.9					
D. DeGenerro	11	26	12	3	46.2	119	1	24	17.0					
A. Hood	11	3	1	0	33.3	9	0	9	1.0					
RECEIVING														
Player	G	Rec	Yds	Avg	TD	Lg	Gm							
J. Wodka	11	35	390	11.1	0	36	35.5							
H. Suffren	10	31	433	14.0	4	67	43.3							
A. Jackson	10	29	254	8.8	1	22	25.4							
D. Gantt	9	20	259	12.9	1	40	28.8							
K. Thomas	11	17	159	9.4	1	22	14.5							
M. Rodgers	8	14	84	6.0	0	12	10.5							
T. Stawniak	10	6	58	9.7	1	18	5.3							
K. Anderson	10	6	52	8.7	0	11	5.2							
A. Watson	5	4	40	10.0	0	12	8.0							
A. Hood	9	3	39	13.0	1	15	4.3							
D. Ross	3	3	38	12.7	0	22	12.7							
D. Popril	9	2	5	2.5	0	3	0.6							
R. Guzzi	2	1	14	14.0	0	14	7.0							
J. Henderson	10	1	7	7.0	0	7	0.7							
SCORING														
Player	TD	FG	Kick	Rush	Pass	DXP	Saf	Pts						
R. Frank	0	11	-	14	-	0	0	47						
H. Suffren	4	0	0	0	0	0	0	18						
A. Jackson	3	0	0	0	0	0	0	12						
D. Popril	3	0	0	0	0	0	0	12						
A. Espinoza	2	0	0	0	0	0	0	8						
D. Gantt	1	0	0	0	0	0	0	6						
A. Watson	1	0	0	0	0	0	0	6						
T. Anthony	1	0	0	0	0	0	0	6						
T. Stawniak	1	0	0	0	0	0	0	6						
A. Hood	1	0	0	0	0	0	0	6						
K. Thomas	1	0	0	0	0	0	0	6						

FIELD GOALS														
Player	G	Att	30-39	40-49	50+	Total	Lg	Bk						
R. Frank	5	6	4	1	3	11	31	16						
PUNTING														
Player	No	Yds	Avg	Lg	TB	FC	120	Bk						
R. Frank	69	2785	40.4	67	-	-	-	0						
B. Refner	31	1011	32.6	47	-	-	-	0						
PUNT RETURNS														
Player	No	Yds	Avg	TD	Lg									
M. Pitts	22	147	6.7	0	23									
J. Dole	10	65	6.5	0	14									
T. Anthony	3	4	1.3	0	3									
B. Refner	1	3	3.0	0	3									
A. Checks	1	2	2.0	0	2									
KICKOFF RETURNS														
Player	No	Yds	Avg	TD	Lg									
Thibodeaux	10	164	16.4	0	30									
D. Popril	6	116	19.3	0	25									
Henderson	6	75	12.5	0	22									
J. Dole	4	72	18.0	0	22									
Van Hoosen	4	49	12.3	0	20									
A. Watson	2	39	19.5	0	47									
M. Rodgers	2	38	19.0	0	22									
J. Wodka	1	7	7.0	0	7									
T. Stawniak	1	-14	-14.0	0	-14									
INTERCEPTIONS														
Player	No	Yds	Avg	TD	Lg									
T. Anthony	3	38	12.7	1	29									
D. Gibson	2	40	20.0	0	42									
M. Pitts	1	43	43.0	0	43									
L. Williams	1	5	5.0	0	5									
B. Refner	1	4	4.0	0	4									
TOTAL OFFENSE LEADERS														
Player	G	Plays	Rush	Pass	Tot	Avg								
A. Espinoza	11	421	133	1704	1571	142.8								
A. Jackson	10	113	415	0	415	41.5								
D. DeGenerro	7	42	5	119	124	17.7								
ALL PURPOSE LEADERS														
Player	G	Rush	Rec	PR	KR	IR	Tot	Avg						
A. Jackson	10	415	254	0	0	0	669	66.9						
M. Rodgers	8	323	84	0	38	0	445	55.6						
K. Thomas	11	326	159	0	0	0	485	44.1						
DEFENSIVE LEADERS														
Player	G	Solo	Ast	Tot	TFL	Sack	FRFBk							
D. Gibson	11	56	40	96	7	29	2							
J. Braswell	10	54	82	11	36	0	0							
L. Williams	11	34	41	72	8	2	8							



1986 (6-5, 3-4 BIG EIGHT, 5TH)

Date	Team	Result	Att.	AP	FD	Rushing			Passing		Total Off.	
						Att	Yds	TD	A-C-I	Yds	TD	Plays
S13	Iowa State at Iowa	L, 7-43	67,700	-	8	30	(-11) 0	31-11-1	136	1	61	125
S20	Iowa State INDIANA STATE	W, 64-9	36,650	-	29	50	226 2	32-21-1	354	3	83	580
S27	Iowa State WICHITA STATE	W, 36-14	35,212	-	26	43	153 5	32-20-0	298	3	75	451
O4	Iowa State WYOMING	W, 21-10	39,710	-	14	48	107 0	28-8-1	111	1	76	218
O11	Iowa State at Kansas*	W, 13-10	20,500	-	19	44	134 0	33-16-1	249	4	77	383
O18	Iowa State at Colorado*	L, 3-31	41,215	-	12	40	59 0	25-13-0	196	2	65	255
O25	Iowa State OKLAHOMA*	L, 0-38	43,190	-	16	54	228 2	25-13-0	181	1	79	409
N1	Iowa State at Missouri*	W, 37-14	35,870	-	13	29	40 0	51-17-0	230	0	80	270
N8	Iowa State NEBRASKA*	L, 14-35	48,007	-	26	46	114 0	36-25-2	277	1	82	391
N15	Iowa State KANSAS STATE*	W, 48-19	32,305	-	11	33	102 0	20-5-0	80	0	53	182
N22	Iowa State at Oklahoma State*	L, 14-21	34,000	-	8	33	47 0	29-17-0	144	0	62	191
				-	21	66	303 4	8-3-0	36	0	74	339
				5	19	74	397 4	8-2-0	95	1	82	492
				-	23	48	199 1	32-22-1	289	3	80	488
				-	12	42	81 1	26-11-1	146	1	68	227
				-	11	36	126 1	24-10-1	74	1	60	200
				7	23	74	310 4	9-1-0	(-3)	0	83	307
				-	21	42	197 2	29-15-2	310	4	71	507
				-	13	56	235 2	9-5-0	161	1	65	396
				-	13	33	46 2	31-13-1	201	0	64	247
				-	16	35	66 0	36-18-1	195	3	71	261

Head Coach: Jim Criner **Captains:** Alex Espinoza, Dennis Gibson, Jeff Hansel
Offense - SE Robbie Minor, LT Keith Sims, LG Eric Huhndorf, C Channon Mawdsley, RG Vince Jasper, RT Brett Lawrence, Tom Stawniak, QB Alex Espinoza, FL Tom Schulting, FB Joe Henderson, TB Andrew Jackson
Defense - LE Scott Benson, LT Greg Luter, RT Bill Berthussen, RE Robert Dabney, SLB Dennis Gibson, MLB Chris Moore, WLB Darrin Trieb, RCB Terrence Anthony, LCB Aaron Manning, SS Milon Pitts, FS Brian Reffner
Specialists - P/K Rick Frank, DS John Smith, PR/KR Jeff Dole

BY QUARTERS	1	2	3	4	OT	Total
Iowa State	21	85	73	78	-	257
Opponents	61	70	44	69	-	244

TEAM STATISTICS	Iowa State	Opponents
FIRST DOWNS	181	183
Rushing	70	107
Passing	100	56
Penalty	11	20
RUSHING YARDAGE	1260	1926
Yards Gained	1632	2345
Yards Lost	372	419
Rushing Attempts	440	547
Average Per Rush	2.9	3.5
Average Per Game	114.5	175.1
Rushing TD	13	17
PASSING YARDAGE	2183	1601
Attempts	323	253
Completions	166	104
Interceptions	10	4
Average Per Attempt	4.3	6.3
Average Per Comp.	13.2	15.4
Average Per Game	198.5	145.5
Passing TD	18	13
TOTAL OFFENSE	3443	3527
Total Plays	440	547
Average Per Play	4.7	4.6
Average Per Game	313.0	320.6
KICKOFF RETURNS	38-677	33-562
Average	17.8	17.0
PUNT RETURNS	34-292	36-354
Average	8.6	9.8
INTERCEPTION RETURNS	4-73	10-24
Average	18.3	2.4
FUMBLES-LOST	22-13	28-16
PENALTIES-YARDS	83-734	75-646
Average Per Game	66.7	58.7
PUNTS-YARDS	82-3426	86-3439
Average Per Punt	41.8	40.0
TIME OF POSSESSION	-	-
TOUCHDOWNS	32	32
Rushing	13	17
Passing	18	13
Return	1	2
PAT Kicks	30-32	28-30
2-point Attempts	0-0	0-2
Field Goals	11-17	8-9
Safeties	0	0
TOTAL POINTS	257	244
AVERAGE PER GAME	23.4	22.2

RUSHING	Player	G	Att	Gain	Loss	Net	Yds	TD	Lg	Gm
	A. Jackson	11	143	496	41	455	3.2	1	20	41.4
	J.Henderson	11	122	472	36	436	3.6	4	35	39.6
	C. Warren	11	30	154	6	148	4.9	2	58	13.5
	S.Nickerson	8	34	139	8	131	3.9	1	21	16.4
	M. Brown	4	13	65	0	65	5.0	1	12	16.3
	A. Espinoza	11	78	239	243	-4	-0.1	2	29	-0.4
	T. Kiska	4	8	33	0	33	4.1	1	18	8.3
	B. Sadek	11	11	34	29	5	0.5	1	7	0.5
	E. Brown	11	1	0	9	-9	-9.0	0	-9	-0.8

PASSING	Player	G	Att	Comp	Int	Pct.	Yds	TD	Lg	Gm
	Espinoza	11	299	153	10	51.2	2023	15	54	183.9
	Sadek	11	22	12	0	54.5	179	3	24	16.3
	E. Brown	11	1	0	0	0.0	0	0	0	0.0

RECEIVING	Player	G	Rec	Yds	Avg.	TD	Lg	Gm
	Minor	11	35	592	16.9	4	54	53.8
	D. Ross	11	23	312	13.6	0	35	28.4
	A. Jackson	11	21	97	4.6	1	15	8.8
	Henderson	11	18	175	9.7	3	38	15.9
	Schulting	11	16	234	14.6	2	31	21.3
	E. Bridges	11	15	330	22.0	2	49	30.0
	E. Brown	11	9	159	17.7	3	33	14.5
	M. Busch	11	7	90	12.9	1	21	8.2
	T. Stawniak	11	7	75	10.7	1	18	6.8
	C. Warren	11	6	48	8.0	0	14	4.4
	Lester	11	2	18	9.0	1	14	1.6
	M. Brown	5	1	24	24.0	0	24	4.8
	Nickerson	8	1	4	4.0	0	4	0.5
	Hoskins	11	1	-19	0.0	0	-19	-1.7

SCORING	Player	TD	FG	Kick	Rush	Pass	DXP	Saf	Pts
	R. Frank	0	11-17	30-32	0-0	0-0	0	0	63
	Henderson	7	0-0	0-0	0-0	0-0	0	0	42
	R. Minor	4	0-0	0-0	0-0	0-0	0	0	24
	E. Brown	3	0-0	0-0	0-0	0-0	0	0	18
	T. Stawniak	2	0-0	0-0	0-0	0-0	0	0	12
	Schulting	2	0-0	0-0	0-0	0-0	0	0	12
	A. Espinoza	2	0-0	0-0	0-0	0-0	0	0	12
	A. Jackson	2	0-0	0-0	0-0	0-0	0	0	12
	C. Warren	2	0-0	0-0	0-0	0-0	0	0	12
	Berthussen	1	0-0	0-0	0-0	0-0	0	0	6
	Kiska	1	0-0	0-0	0-0	0-0	0	0	6
	Nickerson	1	0-0	0-0	0-0	0-0	0	0	6
	Stawniak	1	0-0	0-0	0-0	0-0	0	0	6
	Busch	1	0-0	0-0	0-0	0-0	0	0	6
	B. Sadek	1	0-0	0-0	0-0	0-0	0	0	6
	M. Brown	1	0-0	0-0	0-0	0-0	0	0	6
	M. Lester	1	0-0	0-0	0-0	0-0	0	0	6

FIELD GOALS	Player	Ran	20-30	30-39	40-49	50+	Total	Lg	Bk
	R. Frank	6-6	3-4	2-4	0-3	1-17	48	0	0

PUNTING	Player	No	Yds	Avg.	Lg	TB	FC	120	Bk
	R. Frank	81	3422	42.2	68	-	-	-	0

PUNT RETURNS	Player	No	Yds	Avg.	TD	Lg
	J. Dole	33	287	8.7	0	27
	T. Schulting	1	5	5.0	0	5

KICKOFF RETURNS	Player	No	Yds	Avg.	TD	Lg
	J. Dole	21	416	19.8	0	31
	A. Jackson	10	169	16.9	0	23
	Henderson	7	92	13.1	0	27

INTERCEPTIONS	Player	No	Yds	Avg.	TD	Lg
	T. Anthony	2	35	17.5	0	32
	D. Gibson	1	29	29.0	0	29
	K. Colton	1	9	9.0	0	9

TOTAL OFFENSE LEADERS	Player	G	Plays	Rush	Pass	Tot.	Avg.
	Espinoza	11	377	-4	2023	2019	183.5

ALL PURPOSE LEADERS	Player	G	Rush	Rec	PR	KR	IR	Tot.	Avg.
	Espinoza	-	-4	2023	0	0	0	2019	183.5
	Jackson	-	455	97	0	169	0	721	-
	Henderson	-	436	175	0	92	0	703	-

DEFENSIVE LEADERS	Player	G	Solo	Asst	Tot.	TFL	Sack	FR	FF	Bk
	C. Moore	11	29	56	145	7-31	1-10	1	4	0
	D. Gibson	9	56	38	94	3-15	2-12	1	3	0
	G. Luter	11	49	33	82	11-38	5-32	0	1	0
	D. Trieb	11	48	32	80	10-44	3-16	2	3	0



1987 (3-8, 2-5 BIG EIGHT, 6TH)

Date	Team	Result	Att.	AP	FD	Rushing			Passing			Total Off. Plays	Yds	
						Att	Yds	TD	A-C-I	Yds	TD			
S12	Iowa State at Tulane	L, 12-25	27,561	-	24	48	181	0	40-22-1	218	0	88	399	
S19	Iowa State IOWA	L, 9-48	54,101	-	16	33	104	1	23-15-1	183	2	56	287	
S26	Iowa State at Wyoming	L, 17-34	18,386	-	12	35	56	0	34-13-3	155	0	69	211	
O3	Iowa State OKLAHOMA*	L, 3-56	36,050	-	26	49	247	5	23-17-0	202	1	72	449	
O10	Iowa State NORTHERN IOWA	W, 39-38	46,515	-	20	68	162	1	23-11-1	166	1	91	328	
O17	Iowa State MISSOURI*	L, 17-42	35,888	-	21	30	199	2	27-14-1	236	2	57	435	
O24	Iowa State at Kansas*	W, 42-28	28,300	-	5	44	21	0	9-2-0	52	0	53	73	
O31	Iowa State COLORADO*	L, 10-42	34,920	-	28	64	531	7	11-5-0	77	1	75	608	
N7	Iowa State at Nebraska*	L, 3-42	76,001	-	27	51	165	3	29-15-0	295	2	80	460	
N14	Iowa State KANSAS STATE*	W, 16-14	33,516	-	26	46	212	4	33-20-1	285	1	79	497	
N21	Iowa State at Oklahoma State*	L, 27-48	33,400	-	19	50	328	4	14-7-0	116	1	64	444	
				-	25	53	334	4	23-11-1	147	0	76	481	
				-	26	53	265	4	27-18-2	281	0	80	546	
				-	16	38	100	1	29-16-1	139	0	67	239	
				-	23	64	413	5	10-5-0	101	1	73	514	
				-	12	38	66	0	21-11-1	146	0	59	212	
				-	2	30	70	604	6	12-6-1	62	0	82	666
				-	17	52	240	1	18-9-1	98	0	70	338	
				-	20	46	97	1	28-19-2	241	1	74	338	
				-	27	46	200	1	40-22-1	277	2	86	477	
				-	13	23	44	413	6	17-10-2	127	1	61	540

Head Coach: Jim Walden
Captains: Eddie Bridges, Chris Moore, Randy Richards, Brett Sadek
Offense - SE Dennis Ross, LT Ben Mitchell, LG Trent Van Hoosen, C David Heyn, RG Rick Wells, RT Gene Williams, TE Mike Busch, QB Brett Sadek, FL Eddie Bridges, RB Joe Henderson, RB Edwin Jones
Defense - LE Robert Dabney, LT Alan Patten, RT Randy Bern, RE Tom Stawniak, SLB Randy Richards, MLB Chris Moore, WLB Charles Vondra, RCB Ray Carreathers, LCB Lopez Williams, SS Jeff Dole, FS Tim Baker
Specialists - P Judge Johnston, K Jeff Shudak, HO Derek DeGennaro, LS John Smith PR Marcus Robertson, KR Eddie Bridges

BY QUARTERS	1	2	3	4	OT	Total
Iowa State	57	60	40	38	-	195
Opponents	89	136	65	127	-	417

TEAM STATISTICS	Iowa State	Opponents
FIRST DOWNS	207	258
Rushing	96	160
Passing	98	91
Penalty	13	7
RUSHING YARDAGE	1644	3416
Yards Gained	1982	3588
Yards Lost	338	172
Rushing Attempts	518	549
Average Per Rush	3.2	6.2
Average Per Game	149.5	310.5
Rushing TD	10	43
PASSING YARDAGE	1893	1911
Attempts	306	225
Completions	154	136
Interceptions	11	10
Average Per Attempt	6.2	8.5
Average Per Comp.	12.3	14.1
Average Per Game	172.1	173.7
Passing TD	8	13
TOTAL OFFENSE	3537	5327
Total Plays	824	773
Average Per Play	4.3	6.9
Average Per Game	321.5	484.3
KICKOFF RETURNS	57-847	37-665
Average	14.3	17.7
PUNT RETURNS	15-93	26-144
Average	6.2	5.5
INTERCEPTION RETURNS	10-79	11-69
Average	7.9	6.3
FUMBLES-LOST	26-14	36-20
PENALTIES-YARDS	55-419	69-582
Average Per Game	38.1	53.0
PUNTS-YARDS	59-2116	32-1196
Average Per Punt	35.9	37.4
TIME OF POSSESSION	-	-
TOUCHDOWNS	19	57
Rushing	10	43
Passing	8	13
Return	1	1
PAT Kicks	17-17	51-54
2-point Attempts	51-54	3-3
Field Goals	20-25	6-9
Safeties	0	0
TOTAL POINTS	195	417
AVERAGE PER GAME	17.7	37.9

RUSHING	G	Att	Gain	Loss	Net	Avg.	TD	Lg	Gm
Player	11	262	1250	18	1232	4.7	5	32	112.0
Henderson	9	50	169	3	166	3.3	1	14	18.4
E. Jones	14	115	1	114	8.1	1	73	12.7	
Thibodeaux	8	21	67	3	64	3.0	0	15	8.0
M. Brown	10	84	153	132	21	0.3	2	9	2.1
Nickerson	3	9	0	9	3.0	0	5	0.9	
Sadek	2	11	31	38	-7	-0.6	0	16	-3.5
Glotfelty	10	35	40	119	-79	-2.3	0	12	-7.9

PASSING	G	Att	Comp	Pct.	Yds	TD	Lg	Gm	
Player	10	229	117	6	511	1443	7	46	144.3
Sadek	11	73	37	5	507	450	1	64	40.9
DeGennaro	3	3	0	0	0	0	0	0	0.0
Glotfelty	10	1	0	0	0	0	0	0	0.0

RECEIVING	G	Rec	Yds	Avg.	TD	Lg	Gm
Player	11	14	73	5.2	0	12	6.6
D. Ross	11	31	443	14.3	1	42	40.3
T. Schulting	11	26	324	12.5	2	46	29.5
E. Bridges	11	21	253	12.0	0	24	23.0
M. Busch	11	14	73	5.2	0	12	6.6
J. Hederson	8	2	12	6.0	0	9	1.5
S. Nickerson	4	1	64	64.0	1	64	16.0
H. Suffman	9	1	15	15.0	0	15	1.7
P. Thibodeaux	11	1	10	10.0	0	10	0.9
J. Johnston	9	1	6	6.0	0	6	0.7
C. Mahoney	3	1	7	7.0	0	7	2.3
M. Brown	9	1	5	5.0	0	5	1.7
E. Jones							

SCORING	TD	FG	Kick	Rush	Pass	DXP	Saf	Pts
J. Shudak	0	20-25	17-17	0-0	0-0	0	0	77
Henderson	5	0-0	0-0	0-0	0-0	0	0	30
D. Ross	4	0-0	0-0	1-1	0-0	0	0	26
E. Bridges	2	0-0	0-0	0-0	0-0	0	0	12
B. Sadek	2	0-0	0-0	0-0	0-0	0	0	12
E. Jones	1	0-0	0-0	1-1	0-0	0	0	8
H. Suffman	1	0-0	0-0	0-0	0-0	0	0	6
Schulting	1	0-0	0-0	0-0	0-0	0	0	6
M. Brown	1	0-0	0-0	0-0	0-0	0	0	6
A. Hoskins	1	0-0	0-0	0-0	0-0	0	0	6
Thibodeaux	1	0-0	0-0	0-0	0-0	0	0	6

FIELD GOALS	Player	18-29	30-39	40-49	50+	Total	Lg	Blk
J. Shudak	7-7	9-11	3-4	1-3	20-25	50	0	0

PUNTING	Player	No	Yds	Avg	Lg	TB	FC	120	Blk
J. Johnston	58	2087	36.0	55	-	-	-	-	0
S. Goals	1	29	29.0	29	-	-	-	-	0

PUNT RETURNS	Player	No	Yds	Avg	TD	Lg
M. Robertson	10	67	6.7	0	17	
J. Dole	5	29	5.2	0	11	

KICKOFF RETURNS	Player	No	Yds	Avg	TD	Lg
E. Bridges	32	577	18.0	0	30	
D. Ross	14	173	12.4	0	23	
Thibodeaux	4	42	10.5	0	23	
T. Schulting	2	21	10.5	0	17	
H. Suffman	1	18	18.0	0	18	
M. Brown	1	16	16.0	0	16	
J. Bauer	1	0	0.0	0	0	
M. Busch	1	0	0.0	0	0	
J. Martin	1	0	0.0	0	0	

INTERCEPTIONS	Player	No	Yds	Avg	TD	Lg
L. Williams	2	8	4.0	0	8	
C. Moore	2	3	1.5	0	3	
A. Hoskins	2	30	15.0	1	25	
M. Robertson	1	23	23.0	0	23	
R. Carreathers	1	15	15.0	0	15	
C. Vondra	1	0	0.0	0	0	
T. Stawniak	1	0	0.0	0	0	

TOTAL OFFENSE LEADERS	Player	G	Plays	Rush	Pass	Tot	Avg.
B. Sadek	10	84	21	1443	1464	1464	14.6
DeGennaro	11	35	-79	450	371	33.7	

ALL PURPOSE LEADERS	Player	G	Rush	Rec	PR	KR	IR	Tot	Avg.
Henderson	11	1232	0	0	0	0	0	1232	-
E. Bridges	11	0	324	0	577	0	901	-	-
Ross	10	9	673	0	173	0	855	-	-

DEFENSIVE LEADERS	Player	G	Solo	Ass	Tot	TFL	Sack	FRFFBlk
J. Dole	11	58	40	98	5-9	0-0	4	3
C. Moore	8	42	56	98	1-1	0-0	1	1
R. Richards	11	34	40	74	2-17	1-6	1	1
R. Dabney	11	38	36	74	0-0	0-0	0	0



1988 (5-6, 3-4 BIG EIGHT, 5TH)

Date	Team	Result	Att.	AP	FD	Rushing			Passing			Total Off.		
						Att	Yds	TD	A-C-I	Yds	TD	Plays	Yds	
S10	Iowa State TULANE	W, 30-13	41,780	-	15	42	190	2	17-8-0	130	0	59	320	
S17	Iowa State BAYLOR	L, 0-35	42,913	-	5	36	51	0	17-7-0	53	0	74	104	
S24	Iowa State at Iowa	L, 3-10	67,700	-	14	46	110	5	23-9-0	192	0	69	302	
O1	Iowa State at Oklahoma*	L, 7-35	75,004	-	7	39	32	0	18-11-0	81	1	57	113	
O8	Iowa State NORTHERN IOWA	W, 20-17	46,219	-	15	39	202	1	13-8-1	157	1	52	359	
O15	Iowa State at Missouri*	W, 21-3	43,206	-	23	50	155	2	27-20-0	251	0	77	406	
O22	Iowa State KANSAS*	W, 42-14	43,180	-	15	46	142	0	14-10-0	141	3	60	283	
O29	Iowa State at Colorado*	L, 12-24	37,241	-	20	50	235	0	23-11-2	182	0	73	417	
N5	Iowa State NEBRASKA*	L, 16-51	50,158	-	21	41	180	0	29-16-6	134	0	70	314	
N12	Iowa State at Kansas State*	W, 16-7	10,850	-	18	60	224	2	10-4-2	71	1	66	410	
N19	Iowa State OKLAHOMA STATE*	L, 28-49	38,163	-	13	20	40	333	5	14-8-1	83	2	54	416

Head Coach: Jim Walden
Captains: Jeff Dole, Joe Henderson, David Heyn, Anthony Hoskins
Offense - SE Dennis Ross, LT Ben Mitchell, LG Rick Wells, C David Heyn, RG Keith Sims, RT Gene Williams, TE Mike Busch, QB Bret Oberg, FL Eddie Brown, RB Joe Henderson, RB Edwin Jones
Defense - LE Mark Foley, LT Alan Patten, RT Matthew Rehberg, RE Randy Bern, SLB Robert Lendino, MLB Mike Shane, WLB Anthony Hoskins, RCB Ray Carreathers, LCB Marcus Robertson, SS Jeff Dole, FS Tim Baker
Specialists - P Judge Johnston, K Jeff Shudak, HO Derek DeGennaro, PR Jeff Dole, KR Jeff Dole

BY QUARTERS	1	2	3	4	OT	Total
Iowa State	50	54	49	42	-	195
Opponents	49	81	49	79	-	258

TEAM STATISTICS	Iowa State	Opponents
FIRST DOWNS	178	217
Rushing	97	137
Passing	67	72
Penalty	14	8
RUSHING YARDAGE	1830	2649
Yards Gained	2142	2906
Yards Lost	312	247
Rushing Attempts	499	524
Average Per Rush	3.7	5.1
Average Per Game	166.5	240.8
Rushing TD	14	28
PASSING YARDAGE	1524	1595
Attempts	206	228
Completions	112	128
Interceptions	15	7
Average Per Attempt	7.4	6.7
Average Per Comp.	13.6	12.5
Average Per Game	138.5	145.0
Passing TD	7	6
TOTAL OFFENSE	3354	4244
Total Plays	705	758
Average Per Play	4.8	5.6
Average Per Game	304.9	385.8
KICKOFF RETURNS	31-466	25-364
Average	15.0	14.6
PUNT RETURNS	14-60	21-108
Average	4.3	5.1
INTERCEPTION RETURNS	8-94	13-115
Average	13.4	8.8
FUMBLES-LOST	25-9	30-19
PENALTIES-YARDS	68-484	63-504
Average Per Game	44.0	45.8
PUNTS-YARDS	58-2288	55-2109
Average Per Punt	39.4	39.8
TIME OF POSSESSION	-	-
TOUCHDOWNS	23	34
Rushing	14	28
Passing	7	6
Return	1	2
PAT Kicks	19-21	31-33
2-point Attempts	1-2	1-1
Field Goals	12-17	7-12
Safeties	0	0
TOTAL POINTS	195	285
AVERAGE PER GAME	17.7	25.9

RUSHING												
Player	G	Att	Gain	Loss	Net	Avg.	TD	Lg	Gm			
Henderson	11	242	1090	50	1040	4.3	9	73	94.5			
C. Warren	10	93	404	17	387	4.2	3	25	38.7			
Wilkinson	6	22	125	8	117	5.3	0	63	19.5			
Thibodeaux	5	11	108	1	107	9.7	2	67	21.4			
Nickerson	3	14	77	3	74	5.3	0	21	24.7			
B. Oberg	11	102	276	224	52	0.5	0	17	4.7			
E. Brown	11	3	32	0	32	10.7	0	13	2.9			
Pedersen	4	8	26	0	26	3.3	0	6	6.5			
Pedersen	5	1	0	1	-1	-1.0	0	0	-0.2			
DeGennaro	5	3	4	8	-4	-1.3	0	2	-0.8			

PASSING												
Player	G	Att	Comp	Int	Pct.	Yds	TD	Lg	Gm			
Oberg	11	179	99	15	55.3	1360	6	58	123.6			
DeGennaro	5	17	8	0	47.1	113	1	35	22.6			
Pedersen	5	8	4	0	50.0	41	0	25	8.2			
Johnston	11	1	1	0	100	10	0	10	0.9			
E. Brown	11	1	0	0	0.0	0	0	0	0.0			

RECEIVING												
Player	G	Rec	Yds	Avg.	TD	Lg	Gm					
D. Ross	10	39	506	13.0	3	35	50.6					
M. Busch	10	27	343	12.7	1	33	34.3					
E. Brown	11	18	403	22.4	2	58	36.6					
J. Henderson	11	9	120	13.3	1	40	10.9					
J. Glotfelty	11	5	49	9.8	0	17	4.6					
R. Wilkinson	6	2	32	16.0	0	25	5.3					
S. Nickerson	3	2	24	12.0	0	18	8.0					
C. Warren	10	2	10	5.0	0	6	1.0					
G. Pedersen	5	2	9	4.5	0	10	1.8					
M. Mahoney	10	1	12	12.0	0	12	1.2					
P. Thibodeaux	5	1	14	14.0	0	14	2.8					
T. Moore	10	1	9	9.0	0	9	0.9					
V. Van Hoosen	11	1	-7	-0.7	0	-7	-0.6					

SCORING												
Player	TD	FG	Kick	Rush	Pass	DXP	Saf	Pts				
J. Shudak	0	0	1	0	0	0	0	6				
C. Warren	3	0	0	0	0	0	0	18				
D. Ross	3	0	0	0	0	0	0	18				
E. Brown	2	0	0	0	0	0	0	12				
P. Thibodeaux	2	0	0	0	0	0	0	12				
J. Bauer	1	0	0	0	0	0	0	6				
M. Busch	1	0	0	0	0	0	0	6				
J. Dole	1	0	0	0	0	0	0	6				

FIELD GOALS												
Player	18-29	30-39	40-49	50+	Total	Lg	Bk					
J. Shudak	3-3	3-4	4-4	2-6	12	55	0					

PUNTING												
Player	No	Yds	Avg.	Lg	FB	FC	120	Bk				
C. Gomez	68	2747	40.4	75	-	-	-	2				

PUNT RETURNS												
Player	No	Yds	Avg.	TD	Lg							
M. Robertson	14	60	4.3	0	15							

KICKOFF RETURNS												
Player	No	Yds	Avg.	TD	Lg							
R. Johnson	15	238	15.5	0	38							
R. Wilkinson	7	140	20.0	0	23							
E. Brown	6	60	10.0	0	17							
Thibodeaux	2	28	14.0	0	22							
C. Welding	1	0	0.0	0	0							

INTERCEPTIONS												
Player	No	Yds	Avg.	TD	Lg							
M. Robertson	3	30	10.0	0	22							
R. Carreathers	2	8	4.0	0	8							
J. Dole	1	48	48.0	1	48							
M. Shane	1	8	8.0	0	8							
R. Johnson	1	0	0.0	0	0							

TOTAL OFFENSE LEADERS												
Player	G	Plays	Rush	Pass	Tot	Avg.						
B. Oberg	11	102	52	1360	1412	128.4						

ALL PURPOSE LEADERS												
Player	G	Rush	Rec	PR	KR	IR	Tot	Avg.				
Henderson	10	40	0	0	0	0	1040	-				
Ross	-	0	506	0	0	0	506	-				
E. Brown	-	32	403	0	60	0	495	-				

DEFENSIVE LEADERS												
Player	G	Solo	Asst	Tot	TFL	Sack	FR	FF	Bk			
J. Dole	11	68	67	135	2-15	1-8	3	4	0			
T. Baker	11	56	39	95	1-4	0-0	1	0	0			
Hoskins	11	42	40	82	3-21	4-24	0	2	0			



1989 (6-5, 4-3 BIG EIGHT, 4TH)

Date	Team	Result	Att.	AP	FD	Rushing			Passing			Total Off.	
						Att	Yds	TD	A-C-I	Yds	TD	Plays	Yds
S9	Iowa State OHIO	W, 28-3	41,614	-	19	45	274	3	14-8-1	150	1	59	424
S16	Iowa State MINNESOTA	L, 20-30	45,410	-	16	50	193	0	20-8-1	98	0	70	291
S23	Iowa State IOWA	L, 21-31	54,458	-	15	46	78	2	19-12-0	216	1	65	294
S30	Iowa State at Tulane	W, 25-24	20,156	-	12	33	204	3	16-10-0	186	0	49	413
O7	Iowa State at Kansas*	W, 24-20	31,500	-	24	49	255	2	45-31-1	277	1	85	449
O14	Iowa State COLORADO*	L, 17-52	41,515	-	21	37	132	2	27-16-2	171	0	64	303
O21	Iowa State OKLAHOMA*	L, 40-43	40,812	3	29	60	447	5	12-10-0	215	2	72	662
O28	Iowa State at Nebraska*	L, 17-49	76,371	25	15	41	236	3	6-2-1	77	1	47	313
N4	Iowa State KANSAS STATE*	W, 36-11	40,332	-	28	56	360	5	16-13-1	179	0	72	539
N11	Iowa State at Missouri*	W, 35-21	36,538	-	18	27	64	1	39-26-2	288	0	66	352
N18	Iowa State at Oklahoma State*	W, 31-21	33,200	-	22	57	334	4	27-18-0	239	2	86	515
				-	13	26	106	1	25-14-2	178	2	51	284
				-	22	57	334	4	14-7-1	85	0	71	419
				-	21	32	89	0	45-25-2	315	3	74	404

Head Coach: Jim Walden
Captains: Tim Baker, Mike Busch, Mike Shane, Paul Thibodeaux
Offense - WR Troy Moore, LT Gene Williams, LG Rick Wells, C Keith Sims, RG Trent Van Hoosen, RT Dave Benoit, TE Mike Busch, QB Bret Oberg, FL Tyrone Williams, RB Blaise Bryant, RB Ron Wilkinson
Defense - LE Matt Rehberg, LT Phil Navarro, RT Don Edwards, RE Randy Bern, SLB Larry Ratigan, MLB Mike Shane, WLB Charles Vondra, RCB Dave Elder, LCB Marcus Robertson, SS Tim Baker, FS Mark DouBrava
Specialists - P Judge Johnston, K Jeff Shudak, HO Judge Johnston, DS Dave Benoit, PR Marcus Robertson, KR Randonno Johnson

BY QUARTERS	1	2	3	4	OT	Total
Iowa State	63	109	48	74	-	294
Opponents	86	92	64	60	-	305

TEAM STATISTICS	Iowa State	Opponents
FIRST DOWNS	249	230
Rushing	134	119
Passing	96	103
Penalty	19	8
RUSHING YARDAGE	2410	2193
Yards Gained	2658	2421
Yards Lost	248	228
Rushing Attempts	524	450
Average Per Rush	4.6	4.9
Average Per Game	219.1	199.4
Rushing TD	30	21
PASSING YARDAGE	2297	2417
Attempts	254	296
Completions	157	178
Interceptions	9	10
Average Per Attempt	9.0	8.2
Average Per Comp.	14.6	13.6
Average Per Game	208.8	219.7
Passing TD	9	17
TOTAL OFFENSE	4707	4610
Total Plays	778	746
Average Per Play	6.1	6.2
Average Per Game	427.9	419.1
KICKOFF RETURNS	38-663	34-514
Average	17.4	15.1
PUNT RETURNS	10-47	10-47
Average	5.9	4.7
INTERCEPTION RETURNS	10-63	9-127
Average	6.3	14.1
FUMBLES-LOST	28-15	18-10
PENALTIES-YARDS	58-455	74-641
Average Per Game	41.0	58.0
PUNTS-YARDS	33-1345	40-1445
Average Per Punt	40.8	39.1
TIME OF POSSESSION	-	-
THIRD DOWN CONV.	78/152	77/149
Conversion Rate	51%	52%
TOUCHDOWNS	39	40
Rushing	30	21
Passing	9	17
Return	0	1
PAT Kicks	29-31	36-37
2-point Attempts	5-7	3-4
Field Goals	7-10	7-8
Safeties	0	0
TOTAL POINTS	294	305
AVERAGE PER GAME	26.7	27.7

RUSHING	G	Att	Gain	Loss	Net	Avg.	TD	Lg	Gm
B. Bryant	11	299	1566	50	1516	5.1	19	72	137.8
Wilkinson	10	51	294	1	293	5.7	3	35	29.3
B. Oberg	11	110	442	169	273	2.5	5	22	24.8
Thibodeaux	11	29	143	9	134	4.6	2	17	12.2
C. Pedersen	9	11	92	17	75	6.8	0	22	8.3
S. Williams	1	12	69	1	68	5.7	1	18	68.0
H. Warmack	6	9	30	1	29	3.2	0	13	4.8
S. Lester	8	1	12	0	12	12.0	0	12	1.5
P. Blazek	3	1	4	0	4	4.0	0	4	1.3

PASSING	G	Att	Comp	Int	Pct.	Yds	TD	Lg	Gm
B. Oberg	11	245	152	9	62.0	2242	9	71	203.8
C. Pedersen	8	8	4	0	50.0	59	0	25	7.4
J. Johnston	11	1	1	0	100.0	-4	0	-4	-0.4

RECEIVING	G	Rec	Yds	Avg.	TD	Lg	Gm
S. Lester	8	46	612	13.3	3	71	76.5
M. Busch	11	23	375	16.3	2	43	34.1
Gloetlyef	10	22	394	17.9	2	66	39.4
B. Bryant	11	20	202	10.1	0	29	18.4
T. Moore	10	17	305	17.9	1	36	30.5
T. Williams	11	13	282	21.7	1	42	25.6
Wilkinson	10	9	63	7.0	0	15	6.3
C. Mahoney	4	3	52	17.3	0	25	13.0
Thibodeaux	11	2	-1	-0.5	0	3	-0.1
J. Johnston	11	1	15	15.0	0	15	1.4
B. Oberg	11	1	-2	-2.0	0	-2	-0.1

SCORING	TD	FG	Kick	Rush	Pass	DXP	Saf	Pts
B. Bryant	19	0-0	0-0	3-4	0-0	0	0	120
J. Shudak	0	7-10	29-30	0-0	0-0	0	0	50
B. Oberg	5	0-0	0-0	1-2	0-0	0	0	32
Wilkinson	3	0-0	0-0	1-1	0-0	0	0	20
S. Lester	3	0-0	0-0	0-0	0-0	0	0	18
Gloetlyef	2	0-0	0-0	0-0	0-0	0	0	12
M. Busch	2	0-0	0-0	0-0	0-0	0	0	12
Thibodeaux	2	0-0	0-0	0-0	0-0	0	0	12
T. Williams	1	0-0	0-0	0-0	0-0	0	0	6
T. Moore	1	0-0	0-0	0-0	0-0	0	0	6
S. Williams	1	0-0	0-0	0-0	0-0	0	0	6
Petrovich	0	0-0	0-1	0-0	0-0	0	0	0

FIELD GOALS	Player	18-29	30-39	40-49	50+	Total	Lg	Bk
J. Shudak	0-0	3-5	3-4	1-1	7-10	50	-	-

PUNTING	Player	No	Yds	Avg.	Lg	FB	IC	20	Bk
Johnston	31	1329	42.9	58	-	-	-	0	0
J. Shudak	1	37	37.0	37	-	-	-	0	0

PUNT RETURNS	Player	No	Yds	Avg.	TD	Lg
M. Robertson	13	77	5.9	0	32	

KICKOFF RETURNS	Player	No	Yds	Avg.	TD	Lg
G. Gloede	3	20	6.7	0	10	
Thibodeaux	24	442	18.4	0	33	
S. Williams	4	66	16.5	0	17	
S. Lester	7	135	19.3	0	28	

INTERCEPTIONS	Player	No	Yds	Avg.	TD	Lg
T. Baker	3	13	4.3	0	13	
A. Buggs	2	42	21.0	0	25	
M. Shane	2	8	4.0	0	4	
M. DouBrava	1	0	0.0	0	0	
M. Robertson	1	0	0.0	0	0	
C. Vondra	1	0	0.0	0	0	

TOTAL OFFENSE LEADERS	Player	G	Plays	Rush	Pass	Tot.	Avg.
B. Oberg	11	110	273	2242	2515	2259	134
Pedersen	10	11	75	59	134	134	

ALL PURPOSE LEADERS	Player	G	Rush	Rec	PR	KR	IR	Tot	Avg.
Bryant	11	1516	0	0	0	1	0	1232	-
Lester	8	12	612	0	135	0	0	759	-
Thibodeaux	11	134	-1	612	0	44	0	575	-

DEFENSIVE LEADERS	Player	G	Solo	Asst	TFL	Sack	FRFFBK
Baker	11	52	53	105	1-1	0-0	1-0
Navarro	10	48	50	98	0-0	0-0	1-1
Robertson	11	56	33	89	2-3	1-3	0-3



1990 (4-6-1, 2-4-1 BIG EIGHT, T4TH)

Date	Team	Result	Att.	AP	FD	Rushing			Passing			Total Off.	
						Att	Yds	TD	A-C-I	Yds	TD	Plays	Yds
S9	Iowa State	W, 35-6	45, 647	-	35	64	322	5	18-13-0	189	0	82	511
NORTHERN IOWA													
S15	Iowa State	L, 16-20	37,108	-	24	48	220	1	30-18-1	270	0	78	490
at Minnesota													
S22	Iowa State	L, 35-45	70,389	-	22	47	154	2	32-20-0	235	2	79	389
at Iowa													
S29	Iowa State	W, 34-20	44,589	-	20	48	207	4	26-16-0	246	0	74	453
WESTERN MICHIGAN													
O6	Iowa State	T, 34-34	44,726	-	26	44	150	3	32-19-1	257	1	73	407
KANSAS*													
O13	Iowa State	L, 12-28	51,861	-	14	37	82	0	21-13-0	137	1	58	219
at Colorado*													
O20	Iowa State	W, 33-31	69,112	-	19	53	230	3	18-10-0	125	1	71	355
at Oklahoma*													
O27	Iowa State	L, 13-45	54,475	-	13	39	126	0	19-10-1	113	0	74	393
NEBRASKA*													
N3	Iowa State	L, 14-28	15,246	-	18	62	194	2	19-5-2	94	0	81	288
at Kansas State*													
N10	Iowa State	W, 27-25	40,065	-	21	39	143	1	25-17-0	187	1	64	330
MISSOURI*													
N17	Iowa State	L, 17-25	36,125	-	24	43	169	1	34-20-1	225	1	77	394
OKLAHOMA STATE*													

Head Coach: Jim Walden **Captains:** Blaise Bryant, Jeff Shudak, Marcus Robertson, Jim Doran
Offense - SE Chris Spencer, ST Doug Skartvedt, SG Chris Mussman, C George Tsiotsias, WG Scott Armbrust, WT Gene Williams, TE Craig Mahoney, QB Chris Pedersen, FL John Giotfelty, FB Sundiata Patterson, RB Blaise Bryant
Defense - LE Matt Rehberg, LT Travis Block, RT Matt Grubb, RE Mark Dunn, SLB Larry Ratigan, MLB Dan Milner, WLB Jim Doran, RCB Shawn Walker, LCB Marcus Robertson, SS Jeff Bauer, FS Mark DouBrava
Specialists - P Jon Schnoor, K Jeff Shudak, HO Jon Schnoor, DSP Dan Milner, DSW Dave Ward, KR Lamont Hill

BY QUARTERS	1	2	3	4	OT	Total
Iowa State	39	99	66	66	-	270
Opponents	50	93	108	56	-	307

TEAM STATISTICS	Iowa State	Opponents
FIRST DOWNS	236	221
Rushing	125	165
Passing	100	74
Penalty	11	9
RUSHING YARDAGE	1997	2775
Yards Gained	2336	2957
Yards Lost	339	202
Rushing Attempts	524	523
Average Per Rush	3.8	5.3
Average Per Game	181.5	250.5
Rushing TD	22	23
PASSING YARDAGE	2156	1665
Attempts	275	237
Completions	155	138
Interceptions	7	3
Average Per Attempt	7.9	7.0
Average Per Comp	13.9	12.1
Average Per Game	196.0	151.4
Passing TD	8	14
TOTAL OFFENSE	4153	4420
Total Plays	797	760
Average Per Play	5.3	5.8
Average Per Game	377.8	401.8
KICKOFF RETURNS	38-665	29-460
Average	17.5	15.9
PUNT RETURNS	20-160	12-49
Average	8.0	4.1
INTERCEPTION RETURNS	3-38	7-95
Average	12.7	13.6
FUMBLES-LOST	27-16	27-14
PENALTIES-YARDS	50-353	48-384
Average Per Game	32.1	34.9
PUNTS-YARDS	37-1475	45-1747
Average Per Punt	39.9	38.8
THIRD DOWN CONV.	72/135	59/150
Conversion Rate	53%	39%
TOUCHDOWNS	31	38
Rushing	22	23
Passing	8	14
Return	0	0
PAT Kicks	27-28	33-35
2-point Attempts	0-3	2-4
Field Goals	19-27	14-18
Safeties	0	0
TIME OF POSSESSION	-	-
TOTAL POINTS	270	307
AVERAGE PER GAME	24.5	27.9

RUSHING												
Player	G	Att	Gain	Loss	Net	Avg.	TD	Lg	Gm			
B. Bryant	9	187	800	47	753	4.0	12	71	83.7			
C. Pedersen	9	130	678	108	570	4.4	3	26	63.3			
S. Williams	8	92	339	30	309	3.4	3	30	38.6			
S. Patterson	9	49	229	4	225	4.5	3	14	25.0			
J. Williams	4	19	153	16	137	7.2	0	43	34.3			
B. Utter	7	30	101	56	45	1.5	1	16	6.4			
H. Warmack	1	4	19	0	19	4.8	0	13	19.0			
J. Jordan	4	5	16	0	16	3.2	0	5	4.0			
J. Schnoor	1	1	0	6	-6	-6.0	0	-6	-6.0			
M. Seiler	2	4	17	-16	-4	-4.0	0	-1	-8.0			
B. Hughes	1	0	31	-31	-31.0	0	-31	-31.0	-31.0			

PASSING												
Player	G	Att	Comp	Int	Pct.	Yds	TD	Lg	Gm			
C. Pedersen	9	206	114	7	55.3	1601	6	64	177.9			
B. Utter	6	64	39	0	60.9	511	2	43	85.2			
M. Seiler	2	3	2	0	66.7	44	0	23	22.0			

RECEIVING												
Player	G	Rec	Yds	Avg.	TD	Lg	Gm					
C. Spencer	11	31	485	15.6	0	47	44.1					
J. Giotfelty	11	30	455	15.2	4	42	41.1					
B. Bryant	9	18	210	11.7	1	40	23.3					
T. Moore	11	15	254	16.9	0	33	23.1					
S. Patterson	9	15	132	8.8	1	34	14.7					
C. Mahoney	9	14	179	12.8	0	42	19.9					
S. Williams	5	14	163	11.6	0	39	32.6					
H. Warmack	4	7	127	18.1	1	30	31.8					
P. Schulte	7	7	46	6.6	0	5	6.8					
B. Hughes	3	3	89	29.7	1	64	30.0					
J. Williams	3	1	16	16.0	0	16	5.3					

SCORING												
Player	TD	FG	Kick	Rush	Pass	DXP	Saf	Pts				
J. Shudak	0	19-27	27-27	0-0	0-0	0	0	84				
B. Bryant	13	0-0	0-0	0-0	0-0	0	0	78				
S. Patterson	4	0-0	0-0	0-0	0-0	0	0	24				
J. Giotfelty	4	0-0	0-0	0-0	0-0	0	0	24				
S. Williams	3	0-0	0-0	0-0	0-0	0	0	18				
C. Pedersen	3	0-0	0-0	0-1	0-0	0	0	18				
G. Pedersen	1	0-0	0-0	0-0	0-0	0	0	6				
H. Warmack	1	0-0	0-0	0-0	0-0	0	0	6				
B. Hughes	1	0-0	0-0	0-1	0-0	0	0	6				
B. Utter	1	0-0	0-0	0-0	0-0	0	0	6				

FIELD GOALS												
Player	18-29	30-39	40-49	50+	Total	Lg	Bk					
J. Shudak	7-9	6-6	4-8	2-4	19-27	53	-					

PUNTING												
Player	No	Yds	Avg.	Lg	FB	IC	20	Bk				
J. Schnoor	36	1475	41.0	69	-	-	-	1				

PUNT RETURNS												
Player	No	Yds	Avg	TD	Lg							
M. Robertson	11	63	5.7	0	11							
L. Hill	5	59	5.0	0	27							
J. Williams	4	38	9.5	0	13							

KICKOFF RETURNS												
Player	No	Yds	Avg	TD	Lg							
L. Hill	21	396	18.9	0	40							
J. Williams	12	184	15.3	0	33							
H. Warmack	3	72	24.0	0	32							
S. Patterson	1	12	12.0	0	12							
M. Rouse	1	1	1.0	0	1							

INTERCEPTIONS												
Player	No	Yds	Avg	TD	Lg							
S. Walker	1	25	25.0	0	25							
M. DouBrava	1	17	17.0	0	17							
M. Robertson	1	-4	-4.0	0	-4							

TOTAL OFFENSE LEADERS												
Player	G	Plays	Rush	Pass	Tot	Avg.						
C. Pedersen	9	130	570	1601	2171	241.2						
B. Utter	6	20	45	511	556	92.7						
M. Seiler	2	4	-16	44	28	14.0						

ALL PURPOSE LEADERS												
Player	G	Rush	Rec	PR	KR	IR	Tot	Avg.				
Bryant	9	753	210	0	0	0	963	-				
Pedersen	9	570	0	0	0	0	570	-				
Spencer	9	0	485	0	0	0	485	-				

DEFENSIVE LEADERS												
Player	G	Solo	Asst	Tot	TFL	Sack	FR	FF				
DouBrava	11	59	63	122	2-11	0-0	0	0				
Milner	11	63	47	110	2-17	0-0	0	0				
L. Ratigan	11	43	45	88	4-6	-5	2	0				



1991 (3-7-1, 1-5-1 BIG EIGHT, 6TH)

Date	Team	Result	Att.	AP	Rushing				Passing			Total Off. Plays Yds	
					FD	Att	Yds	TD	A-C-I	Yds	TD		
S7	Iowa State	W, 42-13	41,680	-	22	47	270	6	15-10-0	168	0	62 438	
	EASTERN ILLINOIS				-	17	44	159	1	23-14-1	152	1	67 311
S14	Iowa State	L, 10-29	54,469	-	13	40	107	0	15-7-1	56	1	55 163	
	IOWA				14	15	47	187	1	15-6-1	135	2	62 322
S21	Iowa State at Wisconsin	L, 6-7	50,710	-	19	41	164	0	24-11-2	165	0	65 329	
					-	18	42	114	0	28-15-2	164	1	70 278
S28	Iowa State at Rice	W, 28-27	33,900	-	23	39	156	2	36-19-2	230	1	75 386	
					-	24	52	303	3	23-12-1	139	0	75 442
O5	Iowa State OKLAHOMA*	L, 8-29	42,950	-	18	43	88	0	27-15-2	165	0	70 253	
					5	21	47	160	1	20-12-1	206	3	67 366
O19	Iowa State at Kansas*	L, 0-41	37,000	-	14	46	73	0	23-8-2	81	0	69 154	
					-	13	50	194	4	18-6-1	105	0	68 299
O26	Iowa State OKLAHOMA STATE*	T, 6-6	41,528	-	10	42	108	0	12-6-0	80	0	54 188	
					-	20	46	158	0	28-16-1	198	0	74 356
N2	Iowa State at Missouri*	W, 23-22	27,872	-	16	61	299	2	5-1-1	6	0	66 305	
					-	28	41	187	0	49-25-1	321	2	90 508
N9	Iowa State KANSAS STATE*	L, 7-37	37,052	-	12	47	124	0	14-8-1	152	1	61 276	
					-	23	44	231	2	27-20-0	209	3	71 440
N16	Iowa State at Nebraska*	L, 13-38	76,078	-	17	51	174	2	11-9-0	93	0	62 267	
					11	20	45	353	4	11-7-0	172	1	56 525
N23	Iowa State COLORADO*	L, 14-17	36,256	-	18	59	176	2	15-9-0	95	0	74 271	
					15	9	42	220	1	8-2-1	23	1	50 243

Head Coach: Jim Walden **Captains:** Chris Pedersen, Paul Schulte, Larry Ratigan, Matt Rehberg

Offense - SE Chris Spencer, ST Todd McClish, SG Tony Booth, C Scott Armbrust, WG Lawrence Roberts, WT Lance Keller, TE Paul Schulte, QB Chris Pedersen, FL Brandon Hughes, SFB Sundiatia Patterson, TB Lamont Hill, RT Travis Block

Defense - LE Dan Watkins, RE Matt Grubb, SB Larry Ratigan, MLB Dan Milner, WLB Matt Nitchie, RCB Shawn Wlaker, LCB Andrew Buggs, SS Kevin Fulton, FS Mark Doubrava, LT Matt Rehberg

Specialists - P Jon Schnoor, K Ty Stewart, HO Jon Schnoor, DSP Dan Milner, DSX Dave Ward, KR Lamont Hill

BY QUARTERS	1	2	3	4	OT	Total
Iowa State	47	39	29	42	-	157
Opponents	50	94	53	69	-	266

TEAM STATISTICS	Iowa State	Opponents
FIRST DOWNS	182	208
Rushing	111	117
Passing	58	81
Penalty	13	10
RUSHING YARDAGE	1753	2266
Yards Gained	2121	2454
Yards Lost	368	188
Rushing Attempts	511	500
Average Per Rush	3.4	4.5
Average Per Game	159.4	206.0
Rushing TD	14	17
PASSING YARDAGE	1291	1824
Attempts	197	250
Completions	103	135
Interceptions	11	10
Average Per Attempt	6.6	7.3
Average Per Comp.	12.5	13.5
Average Per Game	117.4	165.8
Passing TD	3	14
TOTAL OFFENSE	3030	4090
Total Plays	714	765
Average Per Play	4.2	5.3
Average Per Game	275.5	371.8
KICKOFF RETURNS	37-578	30-403
Average	15.6	13.4
PUNT RETURNS	20-299	22-82
Average	15.0	3.7
INTERCEPTION RETURNS	11-44	10-68
Average	4.0	6.8
FUMBLES-LOST	22-11	18-10
PENALTIES-YARDS	65-541	63-56
Average Per Game	49.2	48.7
PUNTS-YARDS	61-2324	50-1945
Average Per Punt	38.1	38.9
AVG TIME OF POSSESSION	30:21	28:32
THIRD DOWN CONV.	54/158	67/164
Conversion Rate	34%	40%
SACKS-YARDS	15-63	-
TOUCHDOWNS	17	32
Rushing	14	17
Passing	3	14
Return	0	0
PAT Kicks	15-16	27-30
2-point Attempts	1-1	0-3
Field Goals	12-17	15-21
Safeties	1	1
TOTAL POINTS	157	266
AVERAGE PER GAME	14.3	24.2

RUSHING	G	Att	Gain	Loss	Net	Avg.	TD	Lg	Gm
S. Patterson	11	100	471	4	467	4.7	5	55	42.5
K. Caldwell	9	156	594	166	428	2.7	3	28	47.6
J. Knott	11	45	231	8	223	5.0	3	21	20.3
S. Williams	8	52	232	26	206	4.0	0	22	25.8
C. Pedersen	6	66	291	107	184	2.8	1	29	30.7
H. Holmes	6	43	154	7	147	3.4	0	17	24.5
L. Hill	11	17	67	5	62	3.6	1	18	5.6
B. Utter	2	12	40	14	26	2.2	1	10	13.0
M. Seiler	6	18	36	26	10	0.6	0	16	1.7
B. Hughes	10	1	5	0	5	0.5	0	5	0.5
T. Yohe	1	1	0	5	-5	-5.0	0	-5	-5.0
J. Schnoor	11	1	0	14	-14	-14.0	0	-14	-13.3

PASSING	G	Att	Comp	Int	Pct.	Yds	TD	Lg	Gm
C. Pedersen	6	90	46	3	51%	598	2	68	99.7
K. Caldwell	9	57	32	3	56%	416	1	41	46.2
B. Utter	2	28	16	3	57%	186	0	27	93.0
M. Seiler	6	20	8	1	40%	84	0	17	14.0
L. Hill	11	1	0	1	0%	0	0	0	0.0
J. Schnoor	11	1	1	0	100%	7	0	7	0.6

RECEIVING	G	Rec	Yds	Avg.	TD	Lg	Gm
C. Spencer	11	25	356	14.2	1	31	32.3
L. Hill	11	22	316	14.4	1	41	28.7
P. Schulte	11	15	189	12.6	1	25	17.2
S. Patterson	11	11	83	7.5	0	17	7.5
J. Knott	11	7	31	4.9	0	10	2.8
S. English	11	5	86	17.2	0	27	7.8
B. Hughes	10	5	161	32.2	0	68	16.1
K. Caldwell	9	4	31	7.8	0	12	3.4
S. Williams	8	3	2	0.7	0	4	2.5
B. Harvey	10	2	14	7.0	0	8	1.4
L. Holmes	8	2	8	4.0	0	5	1.0
M. Seiler	6	1	7	7.0	0	7	1.2
C. Pedersen	6	1	4	4.0	0	4	0.7

SCORING	[-----PAT-----]	Yds	TD	FG	Kick	Rush	Pass	DXP	Saf	Pts
L. Hill	2	0-0	0-0	0-0	0-0	0	0	0	0	12
S. Williams	0	0-0	0-0	0-0	0-0	0	0	0	0	0
S. Patterson	5	0-0	0-0	0-0	0-0	0	0	0	0	30
C. Spencer	1	0-0	0-0	0-0	0-0	0	0	0	0	6
P. Schulte	1	0-0	0-0	0-0	0-0	0	0	0	0	6
H. Warmack	0	0-0	0-0	0-0	0-0	0	0	0	0	0
J. Brooks	0	0-0	0-0	0-0	0-0	0	0	0	0	0
C. Pedersen	1	0-0	0-0	0-0	0-0	0	0	0	0	8
T. Stewart	0	1-1	0-0	0-0	0-0	0	0	0	0	51
B. Utter	1	0-0	0-0	0-0	0-0	0	0	0	0	6
J. Knott	3	0-0	0-0	0-0	0-0	0	0	0	0	18
K. Caldwell	3	0-0	0-0	0-0	0-0	0	0	0	0	18
B. Hughes	0	0-0	0-0	0-0	0-0	0	0	0	0	0

FIELD GOALS	Player	18-29	30-39	40-49	50+	Total	Lg	Bkt
T. Stewart	3-3	3-5	4-5	0-2	12-17	43	-	-

PUNTING	Player	No	Yds	Avg.	Lg	FB	IC	20	Bkt
J. Schnoor	59	2324	39.4	61	-	-	-	0	-

PUNT RETURNS	Player	No	Yds	Avg.	TD	Lg
L. Hill	2	37	18.5	0	19	-
J. McMillion	17	251	14.8	0	55	-
M. Doubrava	1	11.0	0	11	0	11

KICKOFF RETURNS	Player	No	Yds	Avg.	TD	Lg
L. Ridley	8	129	16.1	0	32	-
L. Hill	17	294	15.5	0	30	-
B. Harvey	1	0	0.0	0	0	-
B. Hughes	7	104	14.9	0	39	-
J. Knott	1	0	0.0	0	0	-
S. Williams	1	15	15.0	0	15	-
J. McMillion	3	36	12.0	0	23	-

INTERCEPTIONS	Player	No	Yds	Avg.	TD	Lg
M. Nitchie	2	8	4.0	0	8	-
A. Buggs	4	3	0.8	0	3	-
M. Doubrava	1	13	13.0	0	13	-
K. Fulton	1	5	5.0	0	5	-
M. Goodwin	1	15	15.0	0	15	-
W. Harding	1	0	0.0	0	0	-
L. Ridley	1	0	0.0	0	0	-

TOTAL OFFENSE LEADERS	Player	G	Plays	Rush	Pass	Tot	Avg.
C. Pedersen	6	66	184	598	782	130.3	
K. Caldwell	9	156	428	416	844	93.8	

ALL PURPOSE LEADERS	Player	G	Rush	Rec	PR	KR	IR	Tot	Avg.
L. Hill	11	62	316	37	294	0	709	-	-
Patterson	11	467	83	0	0	0	550	-	-
Caldwell	11	428	31	0	0	0	459	-	-

DEFENSIVE LEADERS	Player	G	Solo	Ast	Tot	TFL	Sack	FRFF
D. Milner	11	72	48	120	5-10	0-0	0	0
M. Goodwin	11	51	34	85	3-3	1-7	0	1
M. Rehberg	11	48	24	72	4-9	2-9	0	0



1992 (4-7, 2-5 BIG EIGHT, T6TH)

Date	Team	Result	Att.	AP	FD	Rushing			Passing			Total Off.		
						Att	Yds	TD	A-C-I	Yds	TD	Plays	Yds	
S5	Iowa State OHIO	W, 35-9	32,127	-	20	55	284	4	10-7-0	151	1	65	435	
S12	Iowa State at Iowa	L, 7-21	70,397	-	14	42	160	1	26-8-1	106	0	68	266	
S19	Iowa State TULANE	W, 38-14	38,913	-	15	48	188	3	18-9-0	72	0	74	260	
S26	Iowa State NORTHERN IOWA	L, 10-27	40,646	-	13	37	59	1	24-11-4	163	0	82	282	
O3	Iowa State at Oklahoma*	L, 3-17	65,622	-	10	50	133	1	18-9-0	161	0	68	294	
O17	Iowa State KANSAS*	L, 47-50	38,331	-	25	31	53	275	2	27-16-0	239	4	80	514
O24	Iowa State at Oklahoma State*	L, 21-27	31,880	-	20	54	140	2	29-15-3	148	0	83	288	
O31	Iowa State MISSOURI*	W, 28-14	33,465	-	19	58	254	2	28-13-0	219	2	66	340	
N5	Iowa State at Kansas State*	L, 13-22	23,815	-	15	55	161	1	17-7-3	134	1	72	295	
N14	Iowa State NEBRASKA*	W, 19-10	42,008	-	20	70	373	3	10-6-0	40	0	56	241	
N21	Iowa State at Colorado*	L, 10-31	37,382	-	15	50	205	0	12-3-0	54	1	51	246	
					11	19	37	112	1	31-20-2	279	3	68	391

Head Coach: Jim Walden **Captains:** Malcolm Goodwin, Todd McClish, Chris Spencer, Dan Watkins
Offense - SE Mike Horacek, LT Tim Kohn, LG Doug Ragaller, C Tony Booth, RG Jim Thompson, RT Brian Wilkinson, TE Dan Dostch, QB Todd Doxzon, FB Jim Knott, HB Calvin Knott, HB Geoff Turner
Defense - LT Nick Clausen, NG Troy Peterson, RT Anthony Scott, OLB Marcus Allen, ILB Tim Sanders, ILB Matt Nitchie, OLB Marc Lillibridge, LCB Russell Johnson, RCB Jason Brown, SS Cedric Linwood, FS Matt Straight
Specialists - P Marc Harris, K Ty Stewart, HO Matt Straight, PR Mike Horacek, KR Geoff Turner

BY QUARTERS	1	2	3	4	OT	Total
Iowa State	37	85	61	48	-	231
Opponents	73	69	59	41	-	242

TEAM STATISTICS	Iowa State	Opponents
FIRST DOWNS	186	209
Rushing	119	87
Passing	52	105
Penalty	15	17
RUSHING YARDAGE	2262	1637
Yards Gained	2551	1899
Yards Lost	289	262
Rushing Attempts	568	438
Average Per Rush	4.0	3.7
Average Per Game	205.6	148.8
Rushing TD	19	11
PASSING YARDAGE	1222	2168
Attempts	163	299
Completions	88	166
Interceptions	14	9
Average Per Attempt	7.5	7.3
Average Per Comp.	13.9	13.1
Average Per Game	111.1	197.1
Passing TD	5	17
TOTAL OFFENSE	3484	3805
Total Plays	731	737
Average Per Play	4.8	5.2
Average Per Game	316.7	345.9
KICKOFF RETURNS	23-444	32-540
Average	19.3	16.9
PUNT RETURNS	28-497	26-129
Average	17.8	5.0
INTERCEPTION RETURNS	9-177	14-110
Average	19.7	7.9
FUMBLES-LOST	36-19	21-14
PENALTIES-YARDS	58-494	75-699
Average Per Game	44.9	63.5
PUNTS-YARDS	56-2216	56-2208
Average Per Punt	39.6	39.4
THIRD DOWN CONV.	60/163	58/152
Conversion Rate	36.8%	38.2%
TOUCHDOWNS	29	30
Rushing	19	11
Passing	5	17
Return	3	0
PAT Kicks	27-27	25-27
2-point Attempts	0-2	2-4
Field Goals	10-16	11-15
Safeties	0	0
TOTAL POINTS	231	242
AVERAGE PER GAME	21.0	22.0

RUSHING	Player	G	Att	Gain	Loss	Net	Avg.	TD	Lg	Gm
	Ulrich	10	103	481	7	474	4.6	3	35	47.4
	Patterson	10	85	397	11	386	4.5	1	64	38.6
	Seller	7	74	327	58	269	3.6	0	78	38.4
	McMillion	9	35	219	4	215	6.1	2	62	23.9
	Williams	10	52	227	13	214	4.1	4	24	21.4
	Garris	6	34	194	2	192	5.6	0	17	32.0
	Utter	7	89	315	154	161	1.8	3	27	23.0
	J. Knott	11	25	141	7	134	5.4	1	46	12.2
	D. Smith	6	36	116	27	89	2.5	3	22	14.8
	Hill	8	19	67	5	62	3.3	0	17	7.8
	Branch	4	12	30	1	29	2.4	1	6	7.3
	Thompson	4	1	25	0	25	2.5	1	25	6.3
	Provenza	1	1	11	0	11	11.0	0	11	11.0
	Roberts	1	1	1	0	1	1.0	0	1	1.0
	Norris	1	1	0	0	0	0.0	0	0	0.0

PASSING	Player	G	Att	Comp	Int	Pct.	Yds	TD	Lg	Gm
	Utter	7	86	50	5	58.1	712	2	83	101.7
	Smith	6	38	14	8	36.8	224	1	43	37.3
	Seller	7	39	24	1	61.5	286	2	37	40.9

RECEIVING	Player	G	Rec	Yds	Avg.	TD	Lg
	Spencer	11	26	437	16.8	2	45
	Knott	11	11	164	14.9	1	37
	Patterson	10	9	54	6.0	0	13
	Hughes	10	7	138	19.7	4	27
	McMillion	9	7	102	14.6	0	41
	Ulrich	10	7	38	5.4	0	13
	Brooks	10	6	75	12.5	0	21
	Rouse	10	5	57	11.4	0	16
	Garris	6	4	17	4.3	0	11
	Hill	8	3	94	31.3	0	83
	Dostal	10	2	49	24.5	0	29
	Williams	10	1	-3	-3.0	0	-3

SCORING	Player	TD	FG	Kick	Rush	Pass	DXP	Saf	Pts
	T. Stewart	0	10-16	27-27	0-0	0-0	0	0	57
	McMillion	5	0-0	0-0	0-0	0-0	0	0	30
	Williams	4	0-0	0-0	0-0	0-0	0	0	24
	Utter	3	0-0	0-0	0-0	0-0	0	0	18
	Smith	3	0-0	0-0	0-0	0-0	0	0	18
	Ulrich	3	0-0	0-0	1-2	0-0	0	0	18
	Knott	2	0-0	0-0	0-0	0-0	0	0	12
	Spencer	2	0-0	0-0	0-0	0-0	0	0	12
	Branch	1	0-0	0-0	1-1	0-0	0	0	6
	Hill	1	0-0	0-0	0-0	0-0	0	0	6
	Buggs	1	0-0	0-0	0-0	0-0	0	0	6
	Thompson	1	0-0	0-0	0-0	0-0	0	0	6
	Patterson	1	0-0	0-0	0-0	0-0	0	0	6
	Hughes	1	0-0	0-0	0-0	0-0	0	0	6
	Fulton	1	0-0	0-0	0-0	0-0	0	0	6

FIELD GOALS	Player	18-29	30-39	40-49	50+	Total	Lg	Blk
	Stewart	3-5	5-8	2-2	0-1	10-16	48	-

PUNTING	Player	No	Yds	Avg	Lg	TB	FC	I20	Blk
	Schmoor	54	2216	41.0	65	-	-	-	0
	Team	2	0	0.0	0	-	-	-	2

PUNT RETURNS	Player	No	Yds	Avg	TD	Lg
	McMillion	23	435	18.9	3	91
	J. Brooks	5	62	12.4	0	19

KICKOFF RETURNS	Player	No	Yds	Avg	TD	Lg
	J. Brooks	22	422	19.2	0	91
	L. Ervin	1	22	22.0	0	22

INTERCEPTIONS	Player	No	Yds	Avg	TD	Lg
	McGoodwin	3	86	28.7	0	49
	Buggs	2	40	20.0	1	34
	Walker	2	0	0.0	0	0
	Ridley	1	30	30.0	0	30
	Lazard	1	21	21.0	0	21

TOTAL OFFENSE LEADERS	Player	G	Plays	Rush	Pass	Tot	Avg
	B. Utter	7	175	161	712	873	124.7

ALL PURPOSE LEADERS	Player	G	Rush	Rec	PR	KR	IR	Tot	Avg
	McMillion	9	102	215	435	0	0	752	-
	Brooks	-	0	422	62	0	484	-	-

DEFENSIVE LEADERS	Player	G	Solo	Ast	Tot	TFL	Sack	FR	FF
	McGoodwin	11	98	64	162	16-44	1-5	1	5
	Milner	11	57	40	97	3-3	0-0	1	3
	Doubrava	11	60	34	94	0-0	0-0	1	0



1993 (3-8, 2-5 BIG EIGHT, T7TH)

Date	Team	Result	Att.	AP	Rushing			Passing			Total Off. Plays	Yds		
					FD	Att	Yds	TD	A-C-I	Yds			TD	
S2	Iowa State	W, 54-10	35,706	-	19	54	337	3	9-7-0	206	3	63	543	
NORTHERN ILLINOIS														
S11	Iowa State	L, 28-31	53,317	-	17	35	108	0	26-18-0	152	0	61	260	
IOWA														
S18	Iowa State	L, 7-28	77,745	-	22	60	287	3	11-8-0	77	1	71	364	
at Wisconsin														
S25	Iowa State	L, 21-49	18,600	-	11	39	137	1	15-9-1	88	0	54	225	
at Rice														
O2	Iowa State	L, 7-24	37,281	-	24	25	48	252	3	21-15-0	196	1	69	448
OKLAHOMA*														
O16	Iowa State	L, 20-35	28,500	-	19	44	211	2	22-10-1	140	1	66	351	
at Kansas*														
O23	Iowa State	W, 20-17	31,761	-	26	38	165	5	25-16-0	219	2	63	384	
OKLAHOMA STATE*														
O30	Iowa State	L, 34-37	30,294	-	15	43	214	1	13-9-0	121	0	56	335	
at Missouri*														
N6	Iowa State	W, 27-23	31,441	-	10	20	46	172	3	23-14-2	190	0	69	362
KANSAS STATE*														
N13	Iowa State	L, 17-49	75,513	-	17	53	205	1	14-6-1	66	1	67	271	
at Nebraska*														
N20	Iowa State	L, 16-21	23,797	-	19	51	172	2	22-14-1	141	0	73	313	
COLORADO*														

Head Coach: Jim Walden **Captains:** Lamont Hill, Kevin Lazard, Todd Miller, Doug Skartved
Offense - SE Lamont Hill, LT Doug Skartved, LG Jim Thompson, C Tony Booth, RG Mark Konopka, RT Brian Wilkinson, TE Dan Dowlat, QB Bob Utter, FB Chris Ulrich, HB Jim Knott, HB Calvin Branch
Defense - LE Todd Miller, LT Sheldon Napastuk, RT Troy Peterson, RE Anthony Scott, SLB Matt Nitchie, MLB Jeff Cole, WLB Marcus Allen, RCB Kevin Lazard, LCB Weylan Harding, SS Kevin Fulton, FS Cedric Linwood
Specialists - P Marc Harris, K Ty Stewart, HO Matt Straight, S Dale Rowley, PR James McMillion, KR James Brooks

BY QUARTERS	1	2	3	4	OT	Total
Iowa State	32	61	55	103	-	251
Opponents	84	106	55	79	-	324

TEAM STATISTICS	Iowa State	Opponent
FIRST DOWNS	191	238
Rushing	138	139
Passing	45	86
Penalty	8	13
RUSHING YARDAGE	2667	2475
Yards Gained	2884	2731
Yards Lost	217	256
Rushing Attempts	576	508
Average Per Rush	4.6	4.9
Average Per Game	242.5	225.0
Rushing TD	22	34
PASSING YARDAGE	1110	1786
Attempts	138	233
Completions	77	143
Interceptions	10	6
Average Per Attempt	8.0	7.7
Average Per Comp.	12.0	12.8
Average Per Game	100.9	162.4
Passing TD	8	9
TOTAL OFFENSE	3777	4261
Total Plays	714	741
Average Per Play	5.3	5.8
Average Per Game	343.4	387.4
KICKOFF RETURNS	36-639	34-514
Average	17.8	15.1
PUNT RETURNS	15-199	11-28
Average	13.3	2.5
INTERCEPTION RETURNS	6-59	10-40
Average	9.8	4.0
FUMBLES-LOST	31-16	16-11
PENALTIES-YARDS	58-501	59-466
Average Per Game	45.5	42.4
PUNTS-YARDS	41-1549	46-1746
Average Per Punt	37.8	38.0
AVG. TIME OF POSSESSION	28:28	30:32
THIRD DOWN CONV.	72/135	59/150
Conversion Rate	53%	39%
SACKS-YARDS	15-129	29-174
TOUCHDOWNS	31	44
Rushing	22	34
Passing	8	9
Return	0	0
PAT Kicks	20-23	42-43
2-point Attempts	5-8	0-1
Field Goals	11-15	10-11
Safeties	1	0
TOTAL POINTS	251	324
AVERAGE PER GAME	22.8	29.5

RUSHING	G	Att	Gain	Loss	Net	Avg.	TD	Lg	Gm
C.Branch	11	84	499	21	478	5.7	2	46	43.5
B.Utter	10	99	474	91	383	3.9	4	50	38.3
C.Ulrich	9	79	344	8	336	4.3	1	27	37.3
T.Doxon	10	82	380	53	327	4.0	3	46	32.7
Guggenheim	8	60	282	0	282	4.7	4	70	35.3
J.McMillion	11	39	185	11	174	4.5	1	28	15.8
J.Knott	11	32	151	3	148	4.6	4	15	13.5
A.Garris	3	16	126	0	126	7.9	2	48	42.0
H.Warmack	11	26	119	5	114	4.4	0	21	10.4
J.Soucie	2	16	97	0	97	6.1	2	48.5	
G.Norris	11	20	73	2	71	3.6	1	11	6.5
R.Duncan	1	1	8	0	8	8.0	0	8	8.0
M.Horacek	10	1	0	6	-6	-6.0	0	-6	-6.0

PASSING	G	Att	Comp	Int	Pct.	Yds	TD	Lg	Gm
B.Utter	10	105	60	9	57.1	893	6	77	89.3
T.Doxon	10	22	11	1	50.0	185	2	63	18.5
J.St.Clair	3	11	6	0	54.5	32	0	22	10.7

RECEIVING	G	Rec	Yds	Avg.	TD	Lg	Gm
C.Branch	11	16	350	21.9	4	72	31.8
L.Hill	11	15	195	13.0	0	30	17.7
M.Horacek	11	10	150	15.0	1	46	13.6
B.Hughes	10	10	132	13.2	0	28	13.2
J.McMillion	11	9	28	3.1	1	13	2.5
R.Guggenheim	8	4	30	7.5	0	14	3.8
C.Ulrich	9	3	25	8.3	0	10	2.8
J.Brooks	9	2	139	69.5	2	77	15.4
J.Knott	11	2	24	12.0	0	13	2.2
J.Soucie	2	1	16	16.0	0	16	8
A.Garris	3	1	10	10.0	0	10	3.3
T.Booth	11	1	8	8.0	0	8	0.7
G.Norris	11	1	7	7.0	0	7	0.6
H.Warmack	11	1	4	4.0	0	4	0.4
D.Dostal	11	1	1	1.0	0	1	0.9

SCORING	Player	TD	FG	Kick	Rush	Pass	DXP	Saf	Pts
T.Stewart	0-11-15	20-22	0-0	0-0	0	0	0	0	53
C.Branch	6-0-0	0-0	0-0	0-0	0	0	0	0	38
B.Utter	4-0-0	0-0	0-0	0-0	0	0	0	0	28
R.Guggenheim	4-0-0	0-0	0-0	0-0	0	0	0	0	24
J.Knott	4-0-0	0-0	0-0	0-0	0	0	0	0	24
T.Doxon	3-0-0	0-0	0-0	0-0	0	0	0	0	20
J.McMillion	2-0-0	0-0	0-0	0-0	0	0	0	0	14
J.Brooks	2-0-0	0-0	0-0	0-0	0	0	0	0	12
A.Garris	2-0-0	0-0	0-0	0-0	0	0	0	0	12
M.Horacek	1-0-0	0-0	0-0	0-0	0	0	0	0	6
K.Fulton	1-0-0	0-0	0-0	0-0	0	0	0	0	6
G.Norris	1-0-0	0-0	0-0	0-0	0	0	0	0	6
C.Ulrich	1-0-0	0-0	0-0	0-0	0	0	0	0	6
M.Lincavage	0-0-0	0-0	0-0	0-0	0	0	0	0	2

FIELD GOALS	Player	18-29	30-39	40-49	50+	Total	Lg	Bk
T.Stewart	1-3	2-2	6-8	2-2	11-15	58	-	-

PUNTING	Player	No	Yds	Avg.	Lg	FB	FC	20	Bk
M.Harris	20	857	42.9	69	-	-	-	-	1
G.Rogala	19	668	35.2	49	-	-	-	-	0
T.Stewart	2	69	34.5	35	-	-	-	-	0

PUNT RETURNS	Player	No	Yds	Avg.	TD	Lg
J.McMillion	13	157	12.1	0	40	
J.Brooks	1	42	42.0	0	42	
M.Sparks	1	0	0.0	0	0	

KICKOFF RETURNS	Player	No	Yds	Avg.	TD	Lg
J.Brooks	16	331	20.7	0	60	
J.McMillion	6	103	17.2	0	24	
L.Hill	5	83	16.6	0	28	
I.Mhoun	3	58	19.3	0	21	
J.Knott	2	39	19.5	0	24	
J.Hall	1	15	15.0	0	15	
M.Lincavage	1	10	10.0	0	10	
R.Johnson	1	0	0.0	0	0	
M.Sparks	1	0	0.0	0	0	

INTERCEPTIONS	Player	No	Yds	Avg.	TD	Lg
K.Lazard	2	4	2.0	0	4	
J.Brown	1	4	4.0	0	4	
C.Linwood	1	34	34.0	0	34	
J.Cole	1	15	15.0	0	15	
T.Sanders	1	2	2.0	0	2	

TOTAL OFFENSE LEADERS	Player	G	Plays	Rush	Pass	Tot	Avg.
B.Utter	10	204	383	893	1276	1276	

ALL PURPOSE LEADERS	Player	G	Rush	Rec	PR	KR	IR	Tot	Avg.
C.Branch	11	478	159	0	297	0	2466	224	
B.Utter	10	383	639	0	0	0	646	58.7	
McMillion	11	174	28	157	103	0	462	42	

DEFENSIVE LEADERS	Player	G	Solo	Asst	Tot	TFL	Sack	FRFF
J.Cole	11	80	43	123	4-14	1-5	1	1
K.Fulton	10	63	49	112	3-4	2-17	1	2
C.Linwood	11	47	58	105	0-0	0-5	0	0



1994 (0-10-1, 0-6-1 BIG EIGHT, T7TH)

Date	Team	Result	Att.	AP	FD	Rushing			Passing			Total Off.	
						Att	Yds	TD	A-C-I	Yds	TD	Plays	Yds
S3	Iowa State	L, 14-28	40,295	-	18	61	179	1	15-7-1	70	0	76	249
	NORTHERN IOWA											65	370
S10	Iowa State at Iowa	L, 9-37	70,397	-	14	51	165	1	11-6-1	68	0	62	233
	at Iowa											66	383
S17	Iowa State	L, 19-23	32,080	-	18	50	213	3	11-7-1	104	1	61	317
	WESTERN MICHIGAN											72	443
S24	Iowa State	L, 18-28	31,106	-	15	42	181	2	23-9-0	109	0	65	290
	RICE											67	424
O1	Iowa State at Oklahoma*	L, 6-34	65,821	-	14	41	159	0	15-7-0	72	1	56	231
												71	460
O15	Iowa State	L, 23-41	32,563	-	24	53	221	3	19-10-2	132	0	72	353
	KANSAS*											73	458
O22	Iowa State at Oklahoma State*	T, 31-31	36,310	-	29	53	272	2	26-15-0	229	2	79	501
												66	431
O29	Iowa State	L, 20-34	31,530	-	28	48	179	2	31-17-2	204	0	68	383
	MISSOURI*											71	498
N5	Iowa State at Kansas State*	L, 20-38	38,572	-	22	57	254	1	23-8-1	199	1	80	453
												78	547
N12	Iowa State	L, 12-28	45,186	-	11	43	62	0	13-8-0	151	1	56	213
	NEBRASKA*											74	478
N19	Iowa State at Colorado*	L, 20-41	41,293	-	15	48	73	1	19-14-0	170	0	67	243
												68	576

Head Coach: Jim Walden **Captains:** Tony Booth, Jim Knott, Matt Nitchie, Marc Lillibrige

Offense - SE Mike Horacek, LT Tim Kohn, LG Doug Ragaller, C Tony Booth, RG Jim Thompson, RT Brian Wilkinson, TE Dan Stalton, QB Todd Doxzon, FB Jim Knott, HB Calvin Branch, HB Geoff Turner

Defense - LT Nick Clausen, NG Troy Peterson, RT Anthony Scott, OLB Marcus Allen, FB Tim Sanders, ILB Matt Nitchie, OLB Marc Lillibrige, LCB Russell Johnson, RCB Jason Brown, SS Cedric Linwood, IS Matt Straight

Specialists - P Marc Harris, K Ty Stewart, HO Matt Straight, PR Mike Horacek, KR Geoff Turner

BY QUARTERS	1	2	3	4	OT	Total
Iowa State	42	34	37	79	-	192
Opponents	82	123	72	86	-	363

TEAM STATISTICS	Iowa State	Opponents
FIRST DOWNS	208	249
Rushing	128	142
Passing	64	93
Penalty	16	14
RUSHING YARDAGE	1958	3001
Yards Gained	2380	2699
Yards Lost	422	163
Rushing Attempts	547	527
Average Per Rush	3.6	5.7
Average Per Game	178.0	272.8
Rushing TD	16	30
PASSING YARDAGE	1508	2067
Attempts	206	244
Completions	108	151
Interceptions	8	6
Average Per Attempt	7.3	8.5
Average Per Comp.	14.0	13.7
Average Per Game	137.1	187.9
Passing TD	6	14
TOTAL OFFENSE	3466	5068
Total Plays	753	771
Average Per Play	4.6	6.6
Average Per Game	315.1	460.7
KICKOFF RETURNS	48-939	28-390
Average	19.6	13.9
PUNT RETURNS	16-133	26-115
Average	8.3	4.4
INTERCEPTION RETURNS	6-7	8-116
Average	1.2	14.5
FUMBLER-LOST	33-14	21-9
PENALTIES-YARDS	56-481	80-788
Average Per Game	43.7	71.6
PUNTS-YARDS	54-2248	39-1468
Average Per Punt	41.6	37.4
THIRD DOWN CONV.	46/160	64/144
Conversion Rate	28.9%	44.4%
TOUCHDOWNS	23	47
Rushing	16	30
Passing	6	14
Return	1	0
PAT Kicks	15-18	43-45
2-point Attempts	2-5	1-2
Field Goals	11-20	12-17
Safeties	1	0
TOTAL POINTS	192	363
AVERAGE PER GAME	17.5	33.0

RUSHING											
Player	G	Att	Gain	Loss	Net	Avg.	TD	Lg	Gm		
T.Doxzon	9	148	598	223	375	2.5	4	29	41.7		
Guggenheim	11	72	332	2	330	4.6	4	41	30.0		
J.Knott	11	77	337	10	327	4.2	3	38	29.7		
C.Branch	10	62	337	17	320	5.2	0	29	32.0		
T.Davis	9	35	203	16	187	5.3	0	37	20.8		
A.Garris	10	34	121	6	115	3.4	2	16	11.5		
G.Morris	10	22	104	0	104	4.7	1	14	10.4		
J.St.Clair	8	63	197	110	87	1.4	2	22	10.9		
J.Arnold	9	11	49	1	48	4.4	0	16	5.3		
R.Duncan	3	16	67	34	33	2.1	0	14	11.0		
B.Huber	1	3	20	0	20	6.7	0	17	20.0		
G.Turner	11	3	15	0	15	5.0	0	9	1.4		
E.Williams	11	1	0	3	-3	-3.0	0	-3	-3.0		

PASSING											
Player	G	Att	Comp	Int	Pct.	Yds	TD	Lg	Gm		
T.Doxzon	9	90	51	3	56.7	745	3	58	82.8		
J.St.Clair	8	105	51	5	48.6	694	3	62	86.0		
R.Duncan	3	8	4	0	50.0	42	0	21	14.0		
M.Straight	11	2	1	0	50.0	18	0	18	1.6		
Guggenheim	11	1	1	0	100.0	9	0	9	0.8		

RECEIVING											
Player	G	Rec	Yds	Avg.	TD	Lg	Gm				
M.Horacek	11	22	368	16.7	2	62	33.5				
G.Turner	11	21	236	11.2	0	26	21.5				
C.Branch	10	19	370	19.5	4	58	37.0				
E.Williams	11	13	186	14.3	0	30	16.9				
J.Brooks	8	7	97	13.9	0	22	12.1				
I.Mhoun	11	7	92	13.1	0	19	8.4				
T.Davis	9	6	35	5.8	0	14	3.9				
G.Norris	10	4	51	12.8	0	26	5.1				
J.Knott	11	4	21	5.3	0	15	1.9				
J.Arnold	9	2	16	8.0	0	9	1.8				
R.Guggenheim	11	1	20	20.0	0	20	1.8				
D.Dibaise	10	1	9	9.0	0	9	0.9				
A.Garris	10	1	7	7.0	0	7	0.7				

SCORING											
Player	TD	FG	Kick	Rush	Pass	DXP	Saf	Pts	PAT		
									M	Y	R
T.Stewart	0	11	20	15	18	0	0	0	0	0	48
T.Doxzon	4	0	0	0	0	0	0	0	0	0	24
Guggenheim	4	0	0	0	0	0	0	0	0	0	24
C.Branch	4	0	0	0	0	0	0	0	0	0	24
J.Knott	3	0	0	0	0	0	0	0	0	0	18
J.St.Clair	2	0	0	0	1	0	0	0	0	0	14
A.Garris	2	0	0	0	0	0	0	0	0	0	12
M.Horacek	2	0	0	0	0	0	0	0	0	0	12
G.Norris	1	0	0	0	1	0	0	0	0	0	8
T.Davis	1	0	0	0	0	0	0	0	0	0	6
M.Straight	0	0	0	0	0	0	0	0	1	2	

FIELD GOALS												
Player			18-29	30-39	40-49	50+	Total	Lg	Bk			
Stewart			4-4	4-5	3-5	0	6-11	20	49	-		

PUNTING												
Player			No	Yds	Avg	Lg	FB	EC	120	Bk		
M.Harris			52	2205	42.4	71	-	-	-	-		
T.Stewart			1	43	43.0	43	-	-	-	1		

PUNT RETURNS												
Player			No	Yds	Avg	TD	Lg					
J.Brooks			9	78	8.7	0	26					
M.Horacek			7	55	7.9	0	32					

KICKOFF RETURNS												
Player			No	Yds	Avg	TD	Lg					
T.Davis			2	122	61.0	1	99					
J.Arnold			3	65	21.7	37	0					
I.Mhoun			3	61	20.3	23	0					
K.Fulton			1	20	20.0	0	20					
G.Turner			28	546	19.5	40	0					
Guggenheim			1	18	18.0	18	0					
M.Horacek			1	16	16.0	16	0					
P.Rhany			4	47	11.8	12	0					
T.Williams			1	10	10.0	10	0					
A.Garris			3	30	10.0	13	0					
B.Campbell			1	4	4.0	4	0					

INTERCEPTIONS												
Player			No	Yds	Avg	TD	Lg					
R.Johnson			2	0	0.0	0	0					
M.Straight			1	0	0.0	0	0					
K.Fleecs			1	0	0.0	0	0					
M.Cooper			1	0	0.0	0	0					
C.Linwood			1	0	0.0	0	0					

TOTAL OFFENSE LEADERS												
Player			G	Plays	Rush	Pass	Tot	Avg				
T.Doxzon			9	238	375	745	1120	124.4				
J.St.Clair			8	168	87	168	781	97.6				
R.Duncan			3	24	33	42	75	25.0				

ALL PURPOSE LEADERS												
Player			G	Rush	Rec	PR	KR	IR	Tot	Avg		
T.Davis			11	2010	159	0	297	0	2466	224		
E.Williams			11	7	639	0	0	0	646	58.7		
K.Wilson			11	0	0	74	444	0	518	47.1		

1995 (3-8, 1-6 BIG EIGHT, 7TH)

Date	Team	Result	Att.	AP	FD	Rushing			Passing			Total Off.	
						Att	Yds	TD	A-C-I	Yds	TD	Plays	Yds
A31	Iowa State	W, 36-21	32,817	-	17	57	303	4	13-5-0	70	0	70	373
	OHIO			-	13	48	218	3	11-5-0	59	0	59	277
S9	Iowa State	L, 10-27	35,185	-	24	44	205	0	34-17-1	161	1	78	366
	at Texas Christian			-	24	50	270	2	24-14-0	242	0	74	512
S16	Iowa State	L, 10-27	49,714	-	16	38	178	1	23-10-1	172	0	61	350
	IOWA			-	21	55	310	4	17-9-0	149	0	72	459
S23	Iowa State	W, 57-30	37,619	-	29	70	586	8	7-7-0	62	0	77	648
	UNLV			-	19	31	78	1	37-24-1	296	3	68	374
O7	Iowa State	L, 26-39	45,731	-	12	33	104	2	20-14-1	200	1	53	304
	OKLAHOMA*			14	25	61	301	1	22-12-1	194	2	83	495
O14	Iowa State	L, 7-34	43,000	-	18	48	151	0	28-11-2	130	1	76	281
	at Kansas*			10	27	49	293	4	33-21-2	190	1	82	483
O21	Iowa State	L, 28-50	34,669	-	22	47	196	3	36-17-1	161	0	83	357
	COLORADO*			9	23	49	326	5	23-11-2	173	0	72	499
O28	Iowa State	W, 38-14	34,281	-	20	54	251	2	18-11-0	137	3	72	388
	OKLAHOMA STATE*			12	41	173	2	21-12-2	89	0	62	262	
N4	Iowa State	L, 14-73	75,505	-	15	32	121	1	24-11-2	143	1	56	264
	at Nebraska*			1	37	68	624	8	21-13-0	152	2	89	776
N11	Iowa State	L, 7-49	27,356	-	16	52	180	0	14-5-1	72	1	66	252
	KANSAS STATE*			7	17	46	197	3	19-16-0	217	4	65	414
N18	Iowa State	L, 31-45	33,266	-	21	32	238	2	21-13-1	154	2	53	392
	at Missouri*			30	74	473	4	6-2-1	18	0	80	491	

Head Coach: Dan McCarney **Captains:** Byron Heitz, Mike Horacek, Tim Sanders, Matt Straight

Offense - SE Mike Horacek, LT Tim Kohn, LG Mark Konopka, C Pat Augafa, RG Doug Easley, RT Byron Heitz, TE Dennis DiBiase, QB Todd Doxzon, FL Ed Williams, FB Rodney Guggenheim, TB Troy Davis

Defense - DT Jason Putz, NG Greg Schoon, DE Kevin Flecs, OLB Angelo Provenza, ILB Tim Sanders, ILB Michael Cooper, OLB Rudy Ruffolo, RCB Kevin Hudson, LCB Dawan Anderson, SS Matt Straight, FS Mike Lincavage

Specialists - P Marc Harris, K Jamie Kohl, HO Jeff St. Clair, KR Troy Davis, PR Kevin Wilson

BY QUARTERS	1	2	3	4	OT	Total
Iowa State	48	67	66	83	-	264
Opponents	95	119	90	105	-	409
TEAM STATISTICS						
Iowa State	210	248				
FIRST DOWNS	129	168				
Rushing	69	74				
Passing	12	9				
Penalty	2513	3263				
RUSHING YARDAGE	2808	3501				
Yards Gained	295	238				
Yards Lost	596	572				
Rushing Attempts	5.0	5.7				
Average Per Rush	228.5	296.6				
Average Per Game	23	38				
Rushing TD	1462	1779				
PASSING YARDAGE	238	233				
Attempts	122	139				
Completions	10	9				
Interceptions	6.1	7.6				
Average Per Attempt	12.8	12.8				
Average Per Comp.	132.9	161.7				
Average Per Game	10	12				
Passing TD	3975	405				
TOTAL OFFENSE	744	805				
Total Plays	5.3	6.3				
Average Per Play	458.4	458.4				
Average Per Game	36-686	36-686				
KICKOFF RETURNS	19.1	19.1				
Average	24-135	24-135				
PUNT RETURNS	12.3	5.6				
Average	9-89	9-89				
INTERCEPTION RETURNS	9.9	22.4				
Average	18-10	24-12				
FUMBLES-LOST	61-481	57-449				
PENALTIES-YARDS	43.7	40.8				
Average Per Game	53-2135	33-1174				
PUNTS-YARDS	40.6	31.6				
Average Per Punt	2852	3506				
AVG TIME OF POSSESSION	60/158	76/148				
THIRD DOWN CONV.	38%	31%				
Conversion Rate	9/21	12/21				
FOURTH DOWN CONV.	43%	57%				
Conversion Rate	16-107	29-174				
SACKS-YARDS	34	53				
TOUCHDOWNS	23	38				
Rushing	10	12				
Passing	0	0				
Return	26-30	37-42				
PAT Kicks	0-4	5-9				
2-point Attempts	10-17	10-11				
Field Goals	1	0				
Safeties	264	409				
TOTAL POINTS	24.0	37.2				
AVERAGE PER GAME						

RUSHING		G	Att	Gain	Loss	Net	Avg.	TD	Lg	Gm	
T.Davis	11	345	2079	69	2010	5.8	15	90	182.7		
G.Norris	10	40	241	8	233	5.8	3	91	23.0		
T.Doxzon	7	48	220	100	120	2.5	3	22	17.1		
J.Arnold	4	11	90	0	90	8.2	0	31	22.5		
Guggenheim11	3	23	63	0	63	2.7	2	7	5.7		
J.Bales	3	43	0	43	143	0	34	5.4			
M.Horacek11	1	16	0	16	16.0	0	16	1.5			
E.Williams11	1	7	0	7	7.0	0	7	0.6			
Parmentier	1	1	0	1	1.0	0	1	0.1			
R.Duncan	1	1	0	1	-1.0	0	1	-1.0			
J.St.Clair	10	13	28	41	-13	-1.0	0	11	-0.1		
Bandhauer	6	19	20	76	-56	-2.9	0	15	-0.5		
PASSING		G	Att	Gmp	Int	Eff.	Pct.	Yds	TD	Lg	Gm
T.Doxzon	7	100	58-4	125	580	730	4	90	104		
Bandhauer	6	90	42-5	101	467	501	5	40	84		
J.St.Clair	10	47-22	1	46.8	468	231	1	38	23		
T.Davis	11	1-0	0	0.0	0.000	0	0	0	0		
RECEIVING		G	Rec	Yds	AVG	TD	Lg	Gm			
E.Williams	11	46	639	13.9	7	90	58.1				
M.Horacek	11	31	353	11.4	0	38	32.1				
T.Davis	11	14	159	11.4	1	34	14.4				
D.DiBiase	11	12	94	7.8	2	13	8.5				
R.Guggenheim11	7	111	15.9	0	23	10.1					
T.Radke	8	5	62	12.4	0	15	7.8				
J.Henry	6	3	14	4.7	0	8	2.3				
G.Bivins	7	2	18	9.0	0	9	2.6				
J.Arnold	4	1	9	9.0	0	9	2.3				
J.Bales	8	1	3	3.0	0	3	0.4				
SCORING			[-----PAT-----]								
Player	TD	FG	Kick/Rush	Pass	DXP	Saf	Pts				
T.Davis	16	0-0	0-0	0-0	0	0	96				
J.Kohl	0	10-17	26-30	0-0	0	0	56				
E.Williams	7	0-0	0-0	0-0	0	0	44				
G.Norris	3	0-0	0-0	0-0	0	0	18				
T.Doxzon	3	0-0	0-0	0-1	0	0	18				
D.DiBiase	2	0-0	0-0	0-0	0	0	12				
Guggenheim2	0-0	0-0	0-0	0-0	0	0	12				
K.Hudson	1	0-0	0-0	0-0	0	0	6				
J.St.Clair	0	0-0	0-0	0-1	0	0	0				
Bandhauer	0	0-0	0-0	0-1	0	0	0				

FIELD GOALS		Player	18-29	30-39	40-49	50+	Total	Lg	Blk	
J.Kohl	4-5	3-5	3-7	0-0	10-17	47	0			
PUNTING		Player	No	Yds	Avg	Lg	FB	FC	20	Blk
M.Harris	52	2153	41.4	69	-	-	-	-	0	
PUNT RETURNS		Player	No	Yds	Avg	TD	Lg			
K.Wilson	6	74	12.3	0	32					
M.Straight	1	12	12.0	0	12					
KICKOFF RETURNS		Player	No	Yds	Avg	TD	Lg			
K.Wilson	23	444	19.3	0	48					
T.Davis	12	297	24.8	0	72					
P.Rhamy	8	135	16.9	0	30					
J.Arnold	8	193	24.1	0	43					
D.Gibson	1	0	0.0	0	0					
M.Rysavy	1	5	5.0	0	5					
J.Henry	1	1	1.0	0	1					
G.Norris	1	6	6.0	0	6					
J.Bales	1	14	14.0	0	14					
INTERCEPTIONS		Player	No	Yds	Avg	TD	Lg			
M.Straight	3	34	11.3	0	20					
M.Lincavage	2	25	12.5	0	25					
D.Anderson	2	12	6.0	0	8					
K.King	1	18	18.0	0	18					
J.Putz	1	0	0.0	0	0					
TOTAL OFFENSE LEADERS		Player	G	Plays	Rush	Pass	Tot	Avg		
T.Davis	11	346	2010	0	2010	182.7				
T.Doxzon	7	148	120	730	850	121.4				
Bandhauer	6	19	-56	501	445	74.2				
ALL PURPOSE LEADERS		Player	G	Rush	Rec	PR	KR	IR	Tot	Avg
T.Davis	11	2010	159	0	297	0	2466	224		
E.Williams	11	7	639	0	0	0	646	58.7		
K.Wilson	11	0	0	74	44	0	518	47.1		
DEFENSIVE LEADERS		Player	G	Solo	Ast	Tot	TFL	Sack	FRFF	
M.Straight	11	74	43	117	4-8	0-0	0	1		
Lincavage	11	62	47	109	0-0	0-0	0	3		
M.Cooper	11	67	41	108	2-5	2-15	2	1		
J.Putz	11	53	51	104	4-5	3-15	0	1		



1996 (2-9, 1-7 BIG 12, 6TH NORTH)

Date	Team	Result	Att.	AP	Rushing				Passing				Total Off.		
					FD	Att	Yds	TD	A-C-I	Yds	TD	Plays	Yds		
S7	Iowa State	L, 38-41	44,511	-	24	50	249	3	22	-17	225	1	72	474	
	WYOMING	OT			32	30	98	1	52	-36	386	4	82	484	
S14	Iowa State	L, 13-38	70,397	-	14	39	165	1	17	-12	125	1	66	290	
	at Iowa				21	25	42	301	4	30	-20	235	1	72	536
S21	Iowa State	W, 42-23	40,122	-	25	60	324	5	14	-10	154	1	74	478	
	NORTHERN IOWA				22	38	119	1	34	-20	268	2	72	387	
S28	Iowa State	W, 45-31	44,941	-	24	51	407	4	15	-8	59	2	66	466	
	MISSOURI*				27	47	289	3	22	-13	170	1	69	459	
O12	Iowa State	L, 21-24	44,950	-	17	50	149	2	24	-30	191	1	74	340	
	TEXAS A&M*				13	39	194	1	19	-9	129	1	58	323	
O19	Iowa State	L, 27-28	40,000	-	18	49	288	2	10	-6	59	1	59	347	
	at Oklahoma State*				27	50	363	4	21	-14	179	0	71	542	
O26	Iowa State	L, 21-49	35,114	-	19	41	213	1	36	-17	207	2	77	420	
	at Baylor*				26	53	397	4	27	-16	227	3	80	624	
N2	Iowa State	L, 31-34	37,850	-	17	39	172	2	21	-10	173	0	60	345	
	KANSAS*				27	56	292	4	22	-14	204	1	78	496	
N9	Iowa State	L, 42-49	49,662	-	23	48	252	3	27	-16	153	2	75	405	
	at Colorado*				7	31	36	190	2	47	-27	401	5	83	591
N16	Iowa State	L, 14-49	47,850	-	17	38	138	0	21	-9	20	2	59	238	
	NEBRASKA*				5	30	69	388	5	17	-8	103	2	86	491
N23	Iowa State	L, 20-35	43,174	-	20	59	258	2	22	-9	65	0	81	323	
	Kansas State*				14	22	43	255	3	21	-15	136	2	64	391

Head Coach: Dan McCarney **Captains:** Troy Davis, Todd Doxzon, Doug Easley, Tim Kohn, Mike Lincavage, Greg Schoon
Offense - SE Ed Williams, LT Tim Kohn, LG Matt Rahfeldt, C Pat Augafa, RG Doug Easley, RT Kurt Levetzow, TE Dennis DiBiase, QB Todd Doxzon, FL Tyrone Watley, FB Joe Parmentier, TB Troy Davis

Defense - LE Rudy Ruffolo, LT Greg Schoon, RT Bill Marsau, RE Chin Acebe, LB Michael Cooper, LB Dave Brcka, LB Derrick Clark, RCB Dawan Anderson, LCB Kevin Hudson, SS Tracy Williams, FS Mike Lincavage

Specialists - P Marc Harris, K Jamie Kohl, HO Jeff St. Clair, DS Cory Kluver, PR Darren Davis, KR Kevin Wilson

BY QUARTERS	1	2	3	4	OT	Total
Iowa State	56	97	79	82	0	314
Opponents	94	103	107	94	3	401

TEAM STATISTICS	Iowa State	Opponents
FIRST DOWNS	218	282
Rushing	128	154
Passing	72	115
Penalty	18	13
RUSHING YARDAGE	2615	2882
Yards Gained	2893	3043
Yards Lost	278	161
Rushing Attempts	524	503
Average Per Rush	5.1	5.7
Average Per Game	237.7	262.0
Rushing TD	25	32
PASSING YARDAGE	1511	2437
Attempts	239	239
Completions	127	192
Interceptions	11	9
Average Per Attempt	6.3	10.2
Average Per Comp.	11.9	12.7
Average Per Game	137.4	221.5
Passing TD	13	22
TOTAL OFFENSE	4126	5319
Total Plays	763	815
Average Per Play	5.4	6.5
Average Per Game	375.1	483.5
KICKOFF RETURNS	43-905	42-930
Average	21.0	22.1
PUNT RETURNS	5-41	17-170
Average	8.2	10.0
INTERCEPTION RETURNS	9-154	11-146
Average	17.1	13.3
FUMBLES-LOST	11-6	18-11
PENALTIES-YARDS	67-554	63-499
Average Per Game	50.4	45.4
PUNTS-YARDS	51-2310	33-1311
Average Per Punt	45.3	39.7
THIRD DOWN CONV.	71/156	70/133
Conversion Rate	45.5%	52.6%
TOUCHDOWNS	41	55
Rushing	25	32
Passing	13	22
Return	0	1
PAT Kicks	33-34	46-50
2-point Attempts	2	0
Field Goals	9-13	7-9
Safeties	1	0
TOTAL POINTS	314	401
AVERAGE PER GAME	28.5	36.5

RUSHING	G	Att	Gain	Loss	Net	Avg.	TD	Lg	Gm
T. Davis	11	402	2257	72	2185	5.4	21	61	199
T. Doxzon	11	86	409	186	223	2.6	4	48	185
D. Davis	11	30	209	5	204	6.8	0	45	204
Parmentier	9	3	9	0	9	3.0	0	6	10
D. Green	10	1	9	0	9	9.0	0	9	0.9
Bandhauer	2	1	0	7	-7	-7.0	0	0	-3.5
Team	2	1	0	8	-8	-8.0	0	0	-4.0

PASSING	G	Att	Cmp	Int	Eff. Pct.	Yds	TD	Lg	Gm
Doxzon	11	231	124	9	117.5	357	14	98	143.3
Bandhauer	2	7	3	1	77.03	429	13	1	8
Williams	10	1	0	1	-.000	.000	0	0	0.0

RECEIVING	G	Rec	Yds	Avg.	TD	Lg	Gm
E. Williams	10	34	491	14.4	3	59	52.6
T. Watley	11	27	419	15.5	4	45	41.0
D. Green	11	22	222	10.1	0	23	19.8
T. Davis	11	13	64	4.9	0	17	6.6
D. DiBiase	11	11	100	9.1	1	21	9.3
D. Davis	8	8	117	14.6	1	41	11.7
J. Parmentier	9	7	74	10.6	3	25	8.2
J. Grant	7	1	9	9.0	0	9	1.3
D. Gibson	8	1	7	7.0	1	7	0.9
T. Radke	5	1	4	4.0	0	4	0.8
T. Doxzon	10	1	2	2.0	0	2	0.2
M. Brantley	7	1	2	2.0	0	2	0.3

SCORING	TD	FG	kick	Rush	Pass	DXP	Saf	Pts
T. Davis	21	0-0	0-0	0-1	0-0	0	0	126
J. Kohl	0	9-13	33-34	0-0	0-0	0	0	20
T. Doxzon	4	0-0	0-0	2-3	0-0	0	0	68
T. Watley	4	0-0	0-0	1-3	0-0	0	0	26
J. Parmentier	3	0-0	0-0	0-0	0-0	0	0	18
E. Williams	3	0-0	0-0	0-0	0-0	0	0	18
D. Anderson	2	0-0	0-0	0-0	0-0	0	0	12
D. Davis	1	0-0	0-0	0-0	0-0	0	0	6
D. DiBiase	1	0-0	0-0	0-0	0-0	0	0	6
T. Williams	1	0-0	0-0	0-0	0-0	0	0	6
D. Gibson	1	0-0	0-0	0-0	0-0	0	0	6
D. Clark	0	0-0	0-0	0-0	0-0	0	1	2

FIELD GOALS	Player	18-29	30-39	40-49	50+	Total	Lg	Bk
J. Kohl	2-2	2-3	4-6	0-0	8-12	48	1	

PUNTING	Player	No	Yds	Avg.	Lg	FB	IC	20	Bk
M. Harris	47	2149	45.7	75					0

PUNT RETURNS	Player	No	Yds	Avg.	TD	Lg
D. Davis	4	31	7.8	0	17	
K. Wilson	1	10	10.0	0	10	

KICKOFF RETURNS	Player	No	Yds	Avg.	TD	Lg
D. Davis	17	418	24.6	0	39	
K. Wilson	10	153	15.3	0	25	
T. Watley	5	107	21.4	0	31	
T. Davis	4	118	29.5	0	48	
D. Gibson	1	7	7.0	0	7	
J. Grant	1	20	20.0	0	20	

INTERCEPTIONS	Player	No	Yds	Avg.	TD	Lg
M. Lincavage	3	18	6.0	0	18	
D. Anderson	3	84	28.0	2	30	
T. Williams	2	19	9.5	0	19	
M. Cooper	1	33	33.0	0	33	

TOTAL OFFENSE LEADERS	Player	G	Plays	Rush	Pass	Tot.	Avg.
T. Davis	10	354	1960	0	1960	1960	56.0
T. Doxzon	10	285	223	1433	1656	1566	15.6

ALL PURPOSE LEADERS	Player	G	Rush	Rec	PR	KR	IR	Tot.	Avg.
T. Davis	10	1960	66	0	118	0	2144	2144	214
D. Davis	10	204	117	31	418	0	770	770	77
T. Watley	10	0	410	107	0	517	517	51.7	
E. Williams	9	0	473	0	0	0	473	52.6	

DEFENSIVE LEADERS	Player	G	Solo	Asst	Tot.	TFL	Sack	FR	FF	Bk
J. Waters	11	71	36	107	1	0	0	1	0	0
J. Reed	11	48	40	88	8	1	0	2	0	0
D. Avey	11	56	27	83	1	0	0	1	0	0



1997 (1-10, 1-7 BIG 12, T5TH NORTH)

Date	Team	Result	Att.	AP	FD	Rushing			Passing			Total Off.		
						Att	Yds	TD	A-C-I	Yds	TD	Plays	Yds	
A30	Iowa State	L, 14-21	43,841	-	11	21	32	0	31-18-1	285	2	52	317	
	OKLAHOMA STATE*			-	19	53	217	3	21-14-0	143	0	74	360	
S6	Iowa State at Wyoming	L, 10-56	20,857	-	16	40	59	0	31-15-2	197	1	71	256	
S13	Iowa State at Minnesota	L, 29-53	55,942	-	24	43	207	5	30-17-1	221	2	73	428	
	Iowa State			-	21	38	52	0	35-21-1	295	3	73	347	
	IOWA			-	11	37	195	3	18-11-0	95	2	55	290	
S20	Iowa State	L, 20-63	50,066	-	22	30	(-11)	0	54-27-2	381	3	84	370	
	IOWA			-	13	20	41	233	4	21-15-1	342	4	62	575
O4	Iowa State at Missouri*	L, 21-45	44,386	-	18	30	187	2	28-10-1	111	1	58	298	
	Iowa State			-	27	64	288	4	15-12-0	213	2	79	501	
O11	Iowa State at Texas A&M*	L, 17-56	58,159	-	19	44	80	0	34-20-1	227	2	78	307	
	Iowa State			-	15	23	34	268	3	26-19-0	226	3	60	494
O25	Iowa State	W, 24-17	34,404	-	14	38	236	2	24-12-0	154	1	62	390	
	BAYLOR*			-	19	50	179	2	24-14-0	166	0	76	345	
N1	Iowa State at Kansas*	L, 24-34	30,000	-	28	48	216	0	39-20-0	274	3	87	490	
	Iowa State			-	17	37	193	1	20-12-0	162	1	57	355	
N8	Iowa State	L, 38-43^	30,080	-	20	38	102	1	32-16-0	209	3	70	311	
	COLORADO*			-	26	36	180	5	40-24-1	299	1	76	479	
N15	Iowa State at Nebraska*	L, 14-77	75,613	-	14	34	75	1	38-11-2	153	1	72	228	
	Iowa State			-	3	29	63	491	9	12-9-0	121	1	75	594
N22	Iowa State	L, 3-28	24,042	-	17	36	0	0	40-15-1	265	0	76	265	
	KANSAS STATE*			-	9	20	47	291	3	23-10-1	132	1	70	416

*Game later forfeited by Colorado due to ineligible player

Head Coach: Dan McCarney **Captains:** Todd Bandhauer, Dave Brcka, Michael Cooper, Matt Rahfaldt, Ty Watley
Offense - SE Ed Williams, LT Oliver Ross, LG Matt Rahfaldt, C Charley Bogwill, RT Kurt Levetzow, TE Damian Gibson, QB Todd Bandhauer, FL Tyrone Watley, FB Joe Parmentier, TB Darren Davis

Defense - DT James Reed, NG Greg Schoon, DE Nigel Tharpe, OLB Jim Morse, ILB Dave Brcka, ILB Michael Cooper, OLB Chin Achebe, LCB Breon Ansley, RCB Kemp Knighten, SS Dustin Avey, FS Kevin Hudson

Specialists - P Carl Gomez, K Jamie Kohl, DS Cory Kluver, PR Kevin Wilson, KR Tyrone Watley

BY QUARTERS	1	2	3	4	OT	Total
Iowa State	54	61	47	52	-	214
Opponents	132	150	98	113	-	493

TEAM STATISTICS	Iowa State	Opponents
FIRST DOWNS	201	235
Rushing	72	132
Passing	107	89
Penalty	22	14
RUSHING YARDAGE	1028	2692
Yards Gained	1549	3008
Yards Lost	521	316
Rushing Attempts	388	503
Average Per Rush	2.6	5.4
Average Per Game	93.5	244.7
Rushing TD	6	42
PASSING YARDAGE	2552	2122
Attempts	386	250
Completions	184	157
Interceptions	11	4
Average Per Attempt	6.6	8.5
Average Per Comp.	13.9	13.5
Average Per Game	232.0	192.9
Passing TD	20	17
TOTAL OFFENSE	3580	4814
Total Plays	774	753
Average Per Play	4.6	6.4
Average Per Game	325.5	437.6
KICKOFF RETURNS	55-1150	30-803
Average	20.9	26.8
PUNT RETURNS	17-136	37-479
Average	8.0	12.9
INTERCEPTION RETURNS	4-94	11-158
Average	23.5	14.4
FUMBLES-LOST	23-17	19-12
PENALTIES-YARDS	72-622	88-706
Average Per Game	56.5	64.2
PUNTS-YARDS	68-2747	42-1882
Average Per Punt	40.4	44.8
AVG TIME OF POSSESSION	30:23	29:37
TOUCHDOWNS	27	68
Rushing	6	42
Passing	20	17
Return	1	8
PAT Kicks	23-24	65-66
2-point Attempts	1-3	1-2
Field Goals	9-14	6-13
Safeties	0	0
TOTAL POINTS	214	493
AVERAGE PER GAME	19.5	44.8

RUSHING												
Player	G	Att	Gain	Loss	Net	Avg.	TD	Lg	Yds	TD	Lg	Gm
D. Davis	9	212	1076	71	1005	4.7	5	39	111.7			
J.O'Neal	7	58	230	10	220	3.8	0	14	31.4			
J.Heavens	10	27	103	9	94	3.5	1	17	9.4			
J.Moses	5	15	55	3	52	3.5	0	13	10.4			
Parmentier	8	11	26	3	23	2.1	0	6	2.9			
S.Rosenfels	4	2	20	0	20	10.0	0	13	5.0			
D.Green	9	2	10	0	10	5.0	0	9	1.1			
D.Brown	1	7	10	0	10	14.0	4	10.0				
C.Gomez	9	1	0	9	-9.0	0	0	-1.0				
Bandhauer	11	52	19	398	-379	-7.3	0	11	-34.5			

PASSING												
Player	G	Att	Comp	Intr	Eff.	Pct.	Yds	TD	Lg	Yds	TD	Gm
Bandhauer	11	374	180	9	118	48.1	2514	20	81	229	3	229
S.Rosenfels	4	10	4	2	32	40.0	37	0	37	9.3		
D.Davis	9	2	0	0	-	.000	0	0	0	0.0		

RECEIVING												
Player	G	Rec	Yds	Avg.	TD	Lg	Gm					
T.Watley	11	50	827	16.5	8	81	75.2					
E.Williams	10	39	534	13.7	5	75	53.4					
A.Stensrud	9	21	366	17.4	2	53	40.7					
D.Green	8	17	277	16.3	3	61	34.6					
D.Davis	9	16	130	8.1	0	26	14.4					
D.Gibson	8	15	162	10.8	0	22	20.3					
J.Heavens	10	11	68	6.2	0	13	6.8					
G.Bivins	2	5	97	19.4	2	28	48.5					
J.Neal	7	4	45	11.3	0	17	6.4					
J.Parmentier	8	3	18	6.0	0	9	2.3					
M.Brantley	3	2	19	9.5	0	13	6.3					

SCORING												
Player	TD	FG	Kick	Rush	Pass	DXP	Saf	Pts				
J.Kohl	0	9-14	23-24	0-0	0-0	0	0	0				
T.Watley	8	0-0	0-0	0-0	0-0	0	0	48				
E.Williams	5	0-0	0-0	0-0	0-0	0	0	32				
D.Davis	5	0-0	0-0	0-0	0-0	0	0	30				
A.Stensrud	3	0-0	0-0	0-0	0-0	0	0	18				
G.Bivins	2	0-0	0-0	0-0	0-0	0	0	12				
D.Green	2	0-0	0-0	0-0	0-0	0	0	12				
J.Heavens	1	0-0	0-0	0-0	0-0	0	0	6				
D.Avey	1	0-0	0-0	0-0	0-0	0	0	6				
Bandhauer	0	0-0	0-0	1-2	0-0	0	0	0				

FIELD GOALS												
Player	18-29	30-39	40-49	50+	Total	Lg	Bk					
J.Kohl	3-4	2-3	4-4	0-3	9-14	48	0					

PUNTING												
Player	No	Yds	Avg.	Lg	TD	FC	120	Bk				
C.Gomez	68	2747	40.4	75	-	-	-	-				

PUNT RETURNS												
Player	No	Yds	Avg.	TD	Lg							
K.Wilson	8	35	4.4	0	16							
D.Green	6	58	9.7	0	27							
J.Moses	1	6	6.0	0	6							
T.Watley	1	12	12.0	0	12							
J.Heavens	1	25	25.0	0	25							

KICKOFF RETURNS												
Player	No	Yds	Avg.	TD	Lg							
T.Watley	40	852	21.3	0	39							
K.Wilson	7	146	20.9	0	28							
D.Green	5	126	25.2	0	37							
J.Moses	1	16	16.0	0	16							
M.Hansen	1	0	0.0	0	0							
B.Ansley	1	10	10.0	0	10							

INTERCEPTIONS												
Player	No	Yds	Avg.	TD	Lg							
D.Avey	2	94	47.0	1	94							
D.Clark	1	0	0.0	0	0							
K.Hudson	1	0	0.0	0	0							

TOTAL OFFENSE LEADERS												
Player	G	Plays	Rush	Pass	Tot	Avg.						
T.Bandhauer	11	426	-379	2515	2136	194.2						
D.Davis	9	214	1005	0	1005	111.7						

ALL PURPOSE LEADERS												
Player	G	Rush	Rec	PR	KR	IR	Tot	Avg.				
T.Watley	11	0	827	12	852	0	1691	157				
D.Davis	9	1005	130	0	0	0	1135	126				
D.Green	9	10	366	58	126	0	560	62.2				
E.Williams	10	0	534	0	0	0	534	53.4				

DEFENSIVE LEADERS												
Player	G	Solo	Asst	Tot	TFL	Sack	FRFFBk					
M.Cooper	-	71	40	111	2-7	0-0	2 0 0					
K.Hudson	-	57	36	93	3-5	0-0	0 3 0					
J.Reed	-	43	28	71	4-6	6-21	0 0 0					



1998 (3-8, 1-7 BIG 12, T5TH NORTH)

Date	Team	Result	Att.	AP	FD	Rushing			Passing			Total Off.	
						Att	Yds	TD	A-C-I	Yds	TD	Plays	Yds
S5	Iowa State TEXAS CHRISTIAN	L, 21-31	33,009	-	18	28	75	1	45-22-2	268	2	73	343
S12	Iowa State at Iowa	W, 27-9	70,397	-	19	47	254	3	16-11-0	121	0	61	379
S19	Iowa State BALL STATE	W, 38-0	33,634	-	20	45	333	4	21-13-0	214	1	66	547
S26	Iowa State TEXAS TECH*	L, 24-31	33,810	-	18	35	107	0	37-19-2	150	3	72	337
O3	Iowa State at Texas*	L, 33-54	70,681	-	24	26	36	0	18-11-1	233	2	65	400
O10	Iowa State MISSOURI*	L, 19-35	38,756	-	20	32	121	1	33-21-3	188	1	65	309
O24	Iowa State at Kansas State*	L, 7-52	43,203	-	14	17	33	0	16-9-0	176	2	76	466
O31	Iowa State at Oklahoma*	L, 14-17	70,019	-	14	38	68	2	24-11-2	215	1	53	248
N7	Iowa State NEBRASKA*	L, 7-42	45,807	-	17	38	103	1	32-11-3	124	0	70	227
N14	Iowa State at Colorado*	L, 8-37	49,438	-	14	34	89	1	32-15-3	93	0	66	182
N21	Iowa State KANSAS*	W, 23-20	26,059	-	25	54	198	1	18-11-0	196	1	72	463
				-	17	31	151	1	27-15-1	166	1	81	364
				-	26	10-0	210	1				57	361

Head Coach: Dan McCarney **Captains:** Chin Achebe, Todd Bandhauer, Dave Brcka, Darren Davis, Damian Gibson
Offense - SE Chris Anthony, LT Bill Marsau, LG Eugene Bernal, C Charley Bogwill, RG Ben Bruns, RT Ben Beaudet, TE Damian Gibson, QB Todd Bandhauer, FL Damian Groce, FB Joe Parmentier, TB Darren Davis
Defense - RE Reggie Hayward, DT James Reed, NG Ryan Harklau, END Chin Achebe, OLB Ab Turner, MLB Kip King, OLB Jesse Beckom, CB Jamarus Powers, CB Breon Ansley, SS Dustin Avey, FS Jeff Waters
Specialists - P Carl Gomez, K Jamie Kohl, DS Cory Kluver, PR J.J. Moses, KR Kevin Wilson

BY QUARTERS	1	2	3	4	OT	Total
Iowa State	34	59	73	55	-	221
Opponents	81	79	75	93	-	328

TEAM STATISTICS	Iowa State	Opponents
FIRST DOWNS	204	234
Rushing	86	132
Passing	90	81
Penalty	28	21
RUSHING YARDAGE	1432	2511
Yards Gained	1692	2841
Yards Lost	260	330
Rushing Attempts	394	521
Average Per Rush	3.6	4.8
Average Per Game	130.2	228.3
Rushing TD	14	27
PASSING YARDAGE	2275	1983
Attempts	365	230
Completions	183	126
Interceptions	21	5
Average Per Attempt	6.2	8.6
Average Per Comp.	12.4	15.7
Average Per Game	206.8	180.3
Passing TD	14	13
TOTAL OFFENSE	3707	4494
Total Plays	759	751
Average Per Play	4.9	6.0
Average Per Game	337.0	408.5
KICKOFF RETURNS	35-723	20-420
Average	20.7	21.0
PUNT RETURNS	16-107	19-232
Average	6.7	12.2
INTERCEPTION RETURNS	5-82	21-364
Average	16.4	17.3
FUMBLES-LOST	11-4	27-11
PENALTIES-YARDS	78-662	92-827
Average Per Game	60.2	75.2
PUNTS-YARDS	59-2358	52-1873
Average Per Punt	40.0	36.0
THIRD DOWN CONV.	71/156	71/132
Conversion Rate	26.3%	53.8%
TOUCHDOWNS	28	43
Rushing	14	27
Passing	14	13
Return	0	1
PAT Kicks	24-25	40-41
2-point Attempts	2-6	1-2
Field Goals	9-15	8-13
Safeties	0	0
TOTAL POINTS	221	328
AVERAGE PER GAME	20.1	29.8

RUSHING												
Player	G	Att	Gain	Loss	Net	Avg.	TD	Lg	Gm			
D. Davis	11	294	1308	142	1166	4.0	7	42	106.0			
H. Wood	10	30	185	7	178	5.9	2	56	17.8			
J. Moses	11	23	97	17	80	3.5	0	20	7.3			
S. Rosenfeld	4	4	34	0	34	8.5	0	18	8.5			
J. Parmentier	8	9	15	0	15	1.7	2	4	1.9			
A. Lee	2	1	3	0	3	3.0	0	3	1.5			
K. Burris	8	4	9	7	2	0.5	0	7	0.3			
Bandhauer	11	28	41	70	-29	-1.0	3	13	-2.6			

PASSING										
Player	G	Att	Comp	Pct.	Eff.	Yds	TD	Lg	Gm	
Bandhauer	11	355	179	50.4	.504	2206	14	66	201	
Rosenfeld	4	9	3	33.3	.48	48	0	42	12.0	
D. Davis	11	1	1	100	1.00	21	0	21	1.9	

RECEIVING										
Player	G	Rec	Yds	Avg.	TD	Lg	Gm			
D. Groce	11	47	640	13.6	7	41	58.2			
C. Anthony	11	42	490	11.7	2	35	44.5			
D. Davis	11	29	242	8.3	2	65	22.0			
D. Gibson	8	13	156	12.0	0	51	19.5			
J. Moses	11	13	155	11.9	0	62	14.1			
M. Brantley	6	11	222	20.2	2	66	37.0			
K. Burris	8	10	105	10.5	0	23	13.1			
A. Stensrud	6	8	137	17.1	1	40	22.8			
E. Hayward	10	5	23	4.6	0	12	2.3			
R. Brown	4	3	82	27.3	0	44	20.5			
J. Waters	11	1	17	17.0	0	17	1.5			
K. Wilson	9	1	6	6.0	0	6	0.7			

SCORING										
Player	TD	FG	Kick	Rush	Pass	DXP	Saf	Pts		
D. Davis	9	0-0	0-0	0-0	0-0	0	0	54		
J. Kohl	0	9-15	24-25	0-0	0-0	0	0	51		
D. Groce	7	0-0	0-0	0-0	0-0	0	0	42		
Bandhauer	3	0-0	0-0	0-2	0-0	0	0	18		
M. Brantley	2	0-0	0-0	0-0	0-0	0	0	12		
Parmentier	2	0-0	0-0	0-0	0-0	0	0	12		
C. Anthony	2	0-0	0-0	0-0	0-0	0	0	12		
E. Hayward	2	0-0	0-0	0-0	0-0	0	0	12		
A. Stensrud	1	0-0	0-0	0-0	0-0	0	0	6		
J. Moses	0	0-0	0-0	1-1	0-0	0	0	2		

FIELD GOALS												
Player	18-29	30-39	40-49	50+	Total	Lg	Blk					
J. Kohl	3-3	2-3	3-6	1-3	9-15	54	1					

PUNTING										
Player	No	Yds	Avg	Lg	FB	FC	120	Blk		
C. Gomez	59	2358	40.0	72	3	18	11	0		

PUNT RETURNS										
Player	No	Yds	Avg	TD	Lg					
D. Groce	9	53	5.9	0	16					
J. Moses	3	33	11.0	0	16					
A. Runk	2	9	4.5	0	9					
J. Lollis	1	0	0.0	0	0					
K. Wilson	1	10	10.0	0	0					
R. Sloth	2	0	0.0	0	2					

KICKOFF RETURNS										
Player	No	Yds	Avg	TD	Lg					
K. Wilson	19	375	19.7	0	36					
J. Moses	7	163	23.3	0	51					
D. Densmore	1	2	2.0	0	2					
B. Ansley	1	29	29.0	0	29					

INTERCEPTIONS										
Player	No	Yds	Avg	TD	Lg					
D. Anderson	2	0	0.0	0	0					
K. King	1	51	51.0	0	51					
D. Densmore	1	2	2.0	0	2					
B. Ansley	1	29	29.0	0	29					

TOTAL OFFENSE LEADERS										
Player	G	Plays	Rush	Pass	Tot	Avg				
Bandhauer	11	383	29	2206	2177	197.9				
D. Davis	11	59	1166	21	1187	107.9				

ALL PURPOSE LEADERS										
Player	G	Rush	Rec	PR	KR	IR	Tot	Avg		
D. Davis	11	1166	242	0	0	0	1408	128		
D. Groce	11	640	53	71	5	0	764	69.5		
Anthony	11	0	490	0	0	0	490	44.5		

DEFENSIVE LEADERS										
Player	G	Solo	Ast	Tot	TFL	Sack	FR	FF	Blk	
J. Waters	11	57	36	93	0-0	0-0	2	1	0	
C. Achebe	11	45	47	92	1-1	5-47	1	0	0	
J. Reed	11	59	29	88	2-8	4-37	0	1	0	



1999 (4-7, 1-7 BIG 12, T5TH NORTH)

Date	Team	Result	Att.	AP	FD	Rushing			Passing			Total Off.	
						Att	Yds	TD	A-C-I	Yds	TD	Plays	Yds
S2	Iowa State	W, 33-7	33,936	-	29	61	434	4	12-10-0	117	1	73	551
	INDIANA STATE			-	13	43	213	1	13-3-2	18	0	56	231
S11	Iowa State	W, 17-10	50,402	-	20	55	310	1	13-6-2	134	1	68	444
	IOWA			-	11	28	62	1	28-14-0	168	0	56	230
S18	Iowa State	W, 24-0	26,127	-	19	58	319	2	11-6-1	18	1	69	337
	at UNLV			-	7	22	8	0	23-9-1	98	0	45	106
S25	Iowa State	L, 28-35	40,057	-	22	44	250	4	24-11-1	156	0	68	406
	KANSAS STATE*			15	20	45	203	4	21-10-1	91	0	66	294
O9	Iowa State	L, 14-49	77,743	-	18	35	146	2	32-18-1	185	0	67	331
	at Nebraska*			4	25	57	439	3	14-5-0	85	2	71	524
O16	Iowa State	W, 24-21	61,052	-	18	47	198	3	15-8-2	141	0	62	339
	at Missouri*			-	25	43	158	1	34-22-0	303	2	77	461
O23	Iowa State	L, 12-16	34,892	-	22	43	195	0	27-16-2	184	1	70	379
	COLORADO*			-	17	40	180	1	23-14-1	116	1	63	296
O30	Iowa State	L, 41-44	37,218	-	17	35	68	4	20-11-0	291	2	55	359
	TEXAS*			12	25	38	129	2	40-30-0	345	2	78	474
N6	Iowa State	L, 16-28	41,691	-	17	44	137	2	28-14-1	169	0	72	306
	at Texas Tech*			-	19	46	257	3	14-8-1	113	1	60	370
N13	Iowa State	L, 10-31	37,073	-	11	30	57	0	36-15-2	187	1	66	244
	OKLAHOMA*			-	20	39	301	2	42-24-0	180	2	81	481
N20	Iowa State	L, 28-31	27,000	-	22	34	91	1	36-22-1	332	3	70	423
	at Kansas*			-	25	59	283	4	22-10-1	119	0	81	402

Head Coach: Dan McCartney **Captains:** Chris Anthony, Jesse Beckom, Darren Davis, Ryan Gerke, Ryan Harklau
Offense - SE Chris Anthony, LT Bill Marsau, LG Ben Beaudet, C Ben Bruns, RG Ryan Gerke, RT Marcel Howard, FL Michael Brantley, QB Sage Rosenfels, TB Darren Davis, WR JJ. Moses, TE Mike Banks
Defense - RE Reggie Hayward, DT James Reed, NG Nigel Tharpe, LE Robert Brannon, OLB Eric Weiford, MLB Dave Brcka, OLB Jesse Beckom, SS Jeff Waters, CB Alf Austin, FS Dustin Avey, CB Ryan Sloth
Specialists - PK Mike McKnight, P Carl Gomez, DS Jason Lyftogt

BY QUARTERS	1	2	3	4	OT	Total
Iowa State	60	84	42	61	-	247
Opponents	80	54	70	68	-	272

TEAM STATISTICS	Iowa State	Opponents
FIRST DOWNS	215	207
Rushing	119	124
Passing	80	71
Penalty	16	12
RUSHING YARDAGE	2205	2233
Yards Gained	2470	2508
Yards Lost	265	275
Rushing Attempts	486	460
Average Per Rush	4.5	4.9
Average Per Game	200.5	203.0
Rushing TD	23	22
PASSING YARDAGE	1914	1636
Attempts	254	274
Completions	137	149
Interceptions	13	7
Average Per Attempt	7.5	6.0
Average Per Comp.	14.0	11.0
Average Per Game	174.0	148.7
Passing TD	10	10
TOTAL OFFENSE	4119	3869
Total Plays	740	734
Average Per Play	5.6	5.3
Average Per Game	374.5	351.7
KICKOFF RETURNS	33-631	33-651
Average	19.1	19.7
PUNT RETURNS	24-163	20-153
Average	6.8	7.7
INTERCEPTION RETURNS	7-25	13-83
Average	3.6	6.9
FUMBLES-LOST	21-13	23-9
PENALTIES-YARDS	74-598	71-651
Average Per Game	54.4	59.2
PUNTS-YARDS	49-1824	53-2092
Average Per Punt	37.2	39.5
THIRD DOWN CONV.	69/157	56/153
Conversion Rate	44%	37%
FOURTH DOWN CONV.	5/12	11/18
Conversion Rate	42%	61%
TOUCHDOWNS	33	36
Rushing	23	22
Passing	10	10
Return	0	1
PAT Kicks	28-33	35-35
2-point Attempts	0-0	0-1
Field Goals	7-13	7-14
Safeties	0	0
AVG TIME OF POSSESSION	32:13	27:47
TOTAL POINTS	247	272
AVERAGE PER GAME	22.4	24.7

RUSHING										
Player	G	Att	Gain	Loss	Net	Avg.	TD	Lg	TD	Gm
D. Davis	11	287	1471	83	1388	4.8	14	56	126	3
Haywood	11	55	283	5	273	5.1	3	24	25	3
Rosenfels	11	80	359	134	225	2.8	4	52	20	5
J. Moses	11	17	133	13	120	7.1	1	29	10	9
D. Anderson	3	13	87	4	83	6.4	0	23	27	7
D. Walker	5	15	83	13	70	4.7	0	14	14	10
M. Wagner	1	6	30	0	30	5.0	0	17	30	0
H. Jackson	2	6	14	0	14	2.3	1	4	7	0
M. Brantley	6	1	6	0	6	6.0	1	6	1	0
R. Lewis	2	2	4	0	4	2.0	0	3	2	0
C. Gomez	11	1	0	-7	-7	0.0	0	0	-6	0

PASSING										
Player	G	Att	Comp	Int	Eff.	Pct.	Yds	TD	Lg	Gm
S. Rosenfels	11	235	127	11	122	54.0	1781	10	80	16
D. Walker	5	18	9	2	77.2	50.0	106	0	50	2
D. Davis	11	1-1-0	-	-	-1.00	27	0	27	2.5	0

RECEIVING										
Player	G	Rec	Yds	Avg.	TD	Lg	Gm			
C. Anthony	10	37	432	11.7	1	35	43			
D. Davis	11	21	160	7.6	2	42	14			
J. Moses	11	18	296	16.4	2	28	26			
M. Brantley	6	16	289	18.1	2	59	48			
E. Hayward	11	10	176	17.6	0	34	16			
D. Groce	4	9	226	25.1	1	80	56			
M. Banks	5	9	99	11.0	0	32	19			
A. Stensrud	4	5	56	11.2	1	25	14			
C. Campbell	3	5	53	10.6	0	16	17			
K. Burris	5	4	51	12.8	0	26	10			
R. Moorer	2	3	76	25.3	1	48	38			

SCORING										
Player	TD	FG	---PAT---	Kick	Rush	Pass	DXP	Saf	Pts	
D. Davis	16	0-0	0-0	0-0	0-0	0-0	0	0	96	
McKnight	0	7-13	26-30	0-0	0-0	0-0	0	0	47	
Rosenfels	4	0-0	0-0	0-0	0-0	0-0	0	0	24	
J. Moses	3	0-0	0-0	0-0	0-0	0-0	0	0	18	
H. Jackson	3	0-0	0-0	0-0	0-0	0-0	0	0	18	
M. Brantley	2	0-0	0-0	0-0	0-0	0-0	0	0	12	
A. Stensrud	1	0-0	0-0	0-0	0-0	0-0	0	0	6	
H. Jackson	1	0-0	0-0	0-0	0-0	0-0	0	0	6	
D. Groce	1	0-0	0-0	0-0	0-0	0-0	0	0	6	
C. Anthony	1	0-0	0-0	0-0	0-0	0-0	0	0	6	
R. Moorer	1	0-0	0-0	0-0	0-0	0-0	0	0	6	
S. Nass	0	0-0	2-3	0-0	0-0	0-0	0	0	2	

FIELD GOALS										
Player	18-29	30-39	40-49	50+	Total	Lg	Bk			
McKnight	0-2	3-5	4-6	0-0	7-13	43	1			

PUNTING										
Player	No	Yds	Avg.	Lg	TB	FC	120	Bk		
C. Gomez	11	47	1821	54	-	-	-	0		

PUNT RETURNS										
Player	No	Yds	Avg.	TD	Lg					
J. Moses	21	146	7.0	0	29					
A. Runk	2	17	8.5	0	13					
R. Sloth	1	0	0.0	0	0					

KICKOFF RETURNS										
Player	No	Yds	Avg.	TD	Lg					
J. Moses	21	480	22.9	0	80					
E. Hayward	4	58	14.5	0	21					
K. Burris	3	12	4.0	0	8					
D. Davis	3	59	19.7	0	25					
M. Brantley	1	16	16.0	0	16					
C. Campbell	1	6	6.0	0	6					

INTERCEPTIONS										
Player	No	Yds	Avg.	TD	Lg					
D. Avey	2	4	2.0	0	4					
J. Waters	2	-1	-0.5	0	0					
R. Sloth	1	4	4.0	0	4					
A. Turner	1	18	18.0	0	18					
D. Denmore	1	0	0.0	0	0					

TOTAL OFFENSE LEADERS										
Player	G	Plays	Rush	Pass	Tot.	Avg.				
Rosenfels	11	315	225	1781	2006	162.4				
D. Davis	11	288	1388	27	1415	128.6				

ALL PURPOSE LEADERS										
Player	G	Rush	Rec	PK	KR	IR	Tot.	Avg.		
D. Davis	11	1388	160	0	59	0	1607	146		
J. Moses	11	120	296	146	480	0	1042	94.7		
Haywood	11	278	176	0	58	0	512	46.5		

DEFENSIVE LEADERS										
Player	G	Solo	Ast	Tot.	TFL	Sack	FR	FF	Bk	
J. Waters	11	71	36	107	1	0-0	0	1	0	
J. Reed	11	48	40	88	8	1-10	2	0	0	
D. Avey	11	56	27	83	1	0-0	0	1	0	



2000 (9-3, 5-3 BIG 12, 3RD NORTH)

Date	Team	Result	Att.	AP	Rushing			Passing			Total Off.			
					FD	Att	Yds	TD	A-C-1	Yds	TD	Plays	Yds	
S2	Iowa State OHIO	W, 25-15	34,385	-	16	40	204	3	30-16-1	196	0	70	400	
S9	Iowa State UNLV	W, 37-22	35,408	-	18	41	179	1	25-9-2	130	1	66	309	
S16	Iowa State at Iowa	W, 24-14	70,397	-	19	42	150	1	31-16-1	286	2	73	436	
S16	Iowa State at Iowa	W, 24-14	70,397	-	20	47	197	1	25-9-1	190	2	72	387	
S30	Iowa State at Baylor*	W, 31-17	31,126	-	24	46	246	3	27-18-1	239	0	73	485	
S30	Iowa State at Baylor*	W, 31-17	31,126	-	17	28	93	0	41-22-1	235	2	69	328	
O7	Iowa State NEBRASKA*	L, 27-49	50,074	-	22	53	308	3	23-12-0	167	1	76	475	
O7	Iowa State NEBRASKA*	L, 27-49	50,074	-	20	37	108	1	27-8-1	161	1	64	269	
O14	Iowa State at Oklahoma State*	W, 33-26	41,310	-	18	25	37	1	43-22-2	346	2	68	383	
O14	Iowa State at Oklahoma State*	W, 33-26	41,310	-	2	20	60	336	6	17-7-1	164	0	77	500
O21	Iowa State TEXAS A&M*	L, 7-30	48,931	-	27	40	210	2	38-19-1	290	2	78	500	
O21	Iowa State TEXAS A&M*	L, 7-30	48,931	-	27	37	132	1	46-26-1	328	2	83	460	
O28	Iowa State MISSOURI*	W, 39-20	46,599	-	11	26	102	0	35-16-2	137	1	61	239	
O28	Iowa State MISSOURI*	W, 39-20	46,599	-	21	50	221	1	27-16-0	248	2	77	469	
N4	Iowa State at Kansas State*	L, 10-56	50,114	-	27	50	339	5	17-10-1	156	0	67	495	
N4	Iowa State at Kansas State*	L, 10-56	50,114	-	25	48	256	2	34-13-2	211	1	82	427	
N11	Iowa State at Colorado*	W, 35-27	46,430	-	14	28	80	1	42-18-2	171	0	70	291	
N11	Iowa State at Colorado*	W, 35-27	46,430	-	19	29	60	367	6	20-13-0	216	2	80	583
N18	Iowa State KANSAS*	W, 38-17	36,725	-	23	47	277	3	27-15-1	173	1	74	450	
N18	Iowa State KANSAS*	W, 38-17	36,725	-	23	38	132	3	34-25-1	307	1	72	439	
D28	Iowa State vs. Pittsburgh^	W, 37-29	41,813	-	28	50	335	5	28-13-1	171	0	78	506	
D28	Iowa State vs. Pittsburgh^	W, 37-29	41,813	-	18	38	138	1	35-15-0	158	1	73	296	
D28	Iowa State vs. Pittsburgh^	W, 37-29	41,813	-	22	34	67	2	34-23-0	308	2	68	375	
D28	Iowa State vs. Pittsburgh^	W, 37-29	41,813	-	23	36	144	2	36-20-1	347	2	72	491	

^ - Insight.com Bowl at Phoenix, Arizona

Head Coach: Dan McCartney **Captains:** Chris Anthony, Ryan Harklau, Reggie Hayward, Sage Rosenfels

Offense - SE Chris Anthony, LT Marcel Howard, LG Ben Baudet, C Ben Bruns, RG Lorenzo White, RT Andy Stensrud, FL JJ. Moses, QB Sage Rosenfels, TB Ennis Hayward, FB Joe Woodley, WR Craig Campbell, TE Mike Banks

Defense - RE Reggie Hayward, DT James Reed, NG Ryan Harklau, LE Kevin DeRonde, OLB Derrick Walker, MLB Matt Word, OLB Ab Turner, SS Doug Densmore, FS Dustin Avey, CB Atif Austin, CB Jamarcus Powers

Specialists - PK Carl Gomez, P Carl Gomez, HO Casey Baldwin, DS Jason Lyftogt, PR JJ. Moses, KR JJ. Moses

BY QUARTERS					RUSHING													FIELD GOALS														
1	2	3	4	OT	Total	Player	G	Att	Gain	Loss	Net	Avg.	TD	Lg	Gm	Player	19-29	30-39	40-49	50+	Total	Lg	Bk									
Iowa State	73	103	60	70	-	306	J. Moses	10	229	1281	44	1237	5.4	8	73	2137	McKnight	5-6	1-4	1-2	0-1	7-13	40	0								
Opponents	86	67	55	85	-	293	M. Wagner	10	85	422	26	396	4.7	5	66	39.6	C. Gomez	2-2	8.75	3-4	0-0	7-8	46	0								
TEAM STATISTICS					Iowa State	Opponents																										
FIRST DOWNS					229	238																										
Rushing					105	125																										
Passing					100	96																										
Penalty					24	17																										
RUSHING YARDAGE					2299	2159																										
Yards Gained					2474	2461																										
Yards Lost					175	302																										
Rushing Attempts					446	484																										
Average Per Rush					5.2	4.5																										
Average Per Game					209.0	196.3																										
Rushing TD					27	23																										
PASSING YARDAGE					2370	2308																										
Attempts					342	331																										
Completions					176	163																										
Interceptions					13	20																										
Average Per Attempt					6.9	7.0																										
Average Per Comp.					13.5	14.2																										
Average Per Game					215.5	209.8																										
Passing TD					9	15																										
TOTAL OFFENSE					4669	4467																										
Total Plays					788	815																										
Average Per Play					5.9	5.5																										
Average Per Game					424.5	406.1																										
KICKOFF RETURNS					28-477	39-844																										
Average					17.0	21.6																										
PUNT RETURNS					24-246	26-299																										
Average					10.3	11.5																										
INTERCEPTION RETURNS					10-204	13-120																										
Average					20.4	9.2																										
FUMBLES-LOST					7-5	26-13																										
PENALTIES-YARDS					79-742	83-723																										
Average Per Game					67.5	65.7																										
PUNTS-YARDS					58-1932	49-1932																										
Average Per Punt					37.7	39.4																										
THIRD DOWN CONV.					55/115	68/167																										
Conversion Rate					36%	41%																										
FOURTH DOWN CONV.					5/10	13/25																										
Conversion Rate					50%	52%																										
TOUCHDOWNS					39	38																										
Rushing					27	23																										
Passing					9	15																										
Return					0	0																										
PAT Kicks					28-34	30-34																										
2-point Attempts					0-1	0-3																										
Field Goals					14-21	11-19																										
Safeties					0	0																										
TIME OF POSSESSION					30:26	29:34																										
TOTAL POINTS					306	293																										
AVERAGE PER GAME					27.8	26.6																										
RECEIVING						Player	G	Rc	Yds	Avg.	TD	Lg	Gm																			
RECEIVING						J. Moses	11	53	775	14.6	4	78	70.5																			
RECEIVING						C. Anthony	11	35	449	12.8	1	52	40.8																			
RECEIVING						C. Campbell	11	20	353	17.6	1	53	32.1																			
RECEIVING						M. Banks	11	27	273	10.1	0	26	24.8																			
RECEIVING						E. Hayward	10	25	211	8.4	0	32	21.1																			
RECEIVING						L. Daniels	11	5	151	30.2	2	55	13.7																			
RECEIVING						K. Knock	11	5	72	14.4	0	36	16.3																			
RECEIVING						J. Montgomery	11	2	57	28.5	0	33	5.2																			
RECEIVING						W. Whitner	2	1	8	8.0	0	8	4.0																			
RECEIVING						M. Wagner	10	2	14	7.0	1	13	1.4																			
RECEIVING						H. Rutland	11	1	7	7.0	0	7	0.6																			
SCORING						[-----PAT-----]																										
SCORING						Player	TD	FG	Kick	Rush	Pass	DXP	Saf	Pts																		
SCORING						S. Rosenfels	10	0-0	0-0	1-4	0	0	0	60																		
SCORING						E. Hayward	8	0-0	0-0	0-0	0	0	0	37																		
SCORING						McKnight	0	7-13	16-19	0-0	0	0	0	50																		
SCORING						J. Moses	6	0-0	0-0	0-0	0	0	0	36																		
SCORING						M. Wagner	6	0-0	0-0	0-0	0	0	0	36																		
SCORING						C. Gomez	0	7-8	12-13	0-0	0	0	0	33																		
SCORING						L. Daniels	3	0-0	0-0	0-0	0	0	0	18																		
SCORING						J. Woodley	2	0-0	0-0	0-0	0	0	0	12																		
SCORING						J. Powers	1	0-0	0-0	0-0	0	0	0	6																		
SCORING						M. Timmons	1	0-0	0-0	0-0	0	0	0	6																		
SCORING						C. Anthony	1	0-0	0-0	0-0	0	0	0	6																		
SCORING						C. Campbell	1	0-0	0-0	0-0	0	0	0	6																		
SCORING						T. Yelk	0	0-0	0-0	0-0	0	0	0	0																		
TOTAL OFFENSE LEADERS						Player	G	Plays	Rush	Pass	Tot	Avg.																				
TOTAL OFFENSE LEADERS						Rosenfels	11	411	381	2298	2697	243.5																				
TOTAL OFFENSE LEADERS						Haywood	10	230	1237	11	1248	124.8																				
ALL PURPOSE LEADERS						Player	G	Rush	Rec	PR	KR	IR	Tot	Avg.																		
ALL PURPOSE LEADERS						Haywood	10	1237	211	0	0	0	1448	145																		
ALL PURPOSE LEADERS						J. Moses	11	153	775	226	291	0	1445	131																		
DEFENSIVE LEADERS						Player	G	Solo	Asst	Tot	TFL	Sack	FR	FF	Bk																	
DEFENSIVE LEADERS						Hayward	11	55	35	90	10-53	7-3	2	2	3																	
DEFENSIVE LEADERS						J. Reed	11	46	40	86	6-30	3-20	2	0	0																	
DEFENSIVE LEADERS						A. Turner	11	45	26	71	5-10	1-3	0	0	0																	



2001 (7-5, 4-4 BIG 12, 3RD NORTH)

Date	Team	Result	Att.	AP	Rushing				Passing			Total Off.	
					FD	Att	Yds	TD	A-C-I	Yds	TD	Plays	Yds
S8	Iowa State	W, 45-0	47,092	-	16	45	249	6	18-9-0	88	0	63	337
NORTHERN IOWA													
S22	Iowa State at Ohio	W, 31-28	24,000	-	29	53	308	4	28-15-2	250	0	71	558
S29	Iowa State BAYLOR*	W, 41-0	44,189	-	27	48	179	1	29-24-1	330	4	56	436
O6	Iowa State at Nebraska*	L, 14-48	78,002	-	20	38	122	1	29-13-2	214	1	67	336
O13	Iowa State at Missouri*	W, 20-14	50,671	-	16	44	207	2	22-13-0	75	0	66	282
O20	Iowa State OKLAHOMA STATE*	W, 28-14	49,459	-	30	58	285	4	19-16-0	137	1	69	366
O27	Iowa State at Texas A&M*	L, 21-24	85,661	-	26	34	97	1	48-30-1	348	2	82	445
N3	Iowa State KANSAS STATE*	L, 3-42	40,228	-	11	24	23	0	29-15-3	151	0	53	174
N10	Iowa State COLORADO*	L, 27-40	39,024	-	22	35	132	1	36-22-1	279	3	71	411
N17	Iowa State at Kansas*	W, 49-7	33,500	-	24	63	320	5	18-7-1	112	1	81	432
N24	Iowa State IOWA	W, 17-14	51,042	-	17	39	84	1	27-20-1	228	1	66	312
D27	Iowa State vs. Alabama^	L, 13-14	45,627	-	23	32	172	1	42-25-0	284	0	56	304
				-	15	39	150	1	19-11-1	119	1	58	269

^ - Mainstay independence Bowl at Shreveport, Louisiana (Statistics not included in totals below)

Head Coach: Dan McCarney **Captains:** Mike Barkow, Kevin DeRonde, Ennis Hayward, Adam Runk

Offense - WR Lane Danielsens, LT Marcel Howard, LG Bob Montgomery, C Zach Butler, RG Lorenzo White, RT Cory Hannen, TE Mike Banks, FL Jack Whitver, QB Seneca Wallace, TB Ennis Hayward, WR Craig Campbell

Defense - RE Tyson Smith, DT Jordan Carstens, NG Willie Judd, END Kevin DeRonde, OLB Jeremy Loyd, MLB Matt Word, OLB Justin Eilers, SS Adam Runk, FS Marc Timmons, CB Harold Clewis, CB Atif Austin

Specialists - PK Tony Yelk, P Tony Yelk, DS Jason Lyftogt, H Casey Baldwin, PR Michael Wagner, KR JaMaine Billups

BY QUARTERS	1	2	3	4	OT	Total
Iowa State	76	90	70	60	-	296
Opponents	58	62	49	62	-	231
TEAM STATISTICS						
FIRST DOWNS	238	217				
Rushing	114	122				
Passing	106	79				
Penalty	18	16				
RUSHING YARDAGE	2006	2233				
Yards Gained	2297	2508				
Yards Lost	291	275				
Rushing Attempts	481	460				
Average Per Rush	4.2	4.9				
Average Per Game	182.4	203.0				
Rushing TD	26	22				
PASSING YARDAGE	2225	1636				
Attempts	303	274				
Completions	184	149				
Interceptions	12	7				
Average Per Attempt	7.3	6.0				
Average Per Comp.	12.1	11.0				
Average Per Game	202.3	148.7				
Passing TD	12	10				
TOTAL OFFENSE	4231	3869				
Total Plays	784	734				
Average Per Play	5.4	5.3				
Average Per Game	384.6	351.7				
KICKOFF RETURNS	26-403	33-651				
Average	15.5	19.7				
PUNT RETURNS	23-206	20-153				
Average	9.0	7.7				
INTERCEPTION RETURNS	18-237	13-83				
Average	13.2	6.9				
FUMBLES-LOST	13-2	23-9				
PENALTIES-YARDS	67-567	71-651				
Average Per Game	51.5	59.2				
PUNTS-YARDS	46-1973	53-2092				
Average Per Punt	42.9	39.5				
THIRD DOWN CONV.	74/160	56/153				
Conversion Rate	46%	37%				
FOURTH DOWN CONV.	10/17	11/18				
Conversion Rate	59%	61%				
SACKS-YARDS	17-136	16-132				
TUCHDOWNS	39	36				
Rushing	26	22				
Passing	12	10				
Return	0	1				
PAT Kicks	38-39	35-35				
2-point Attempts	0-0	0-1				
Field Goals	8-18	7-14				
Safeties	0	0				
AVG TIME OF POSSESSION	31:50	28:10				
TOTAL POINTS	296	231				
AVERAGE PER GAME	26.9	21.0				

FIELD GOALS													
Player	G	Att	30-39	40-49	50+	Total	Lg	Blt					
T.Yelk	45	3-7	1-6	0-0	8-18	47	4	4					
PUNTING													
Player	No	Yds	Avg	Lg	TD	FC	120	Blt					
T.Yelk	45	1973	43.8	64	6	0	15	0					
PUNT RETURNS													
Player	No	Yds	Avg	TD	Lg								
M.Wagner	15	160	10.7	0	27								
J.Billups	4	15	3.8	0	12								
A.Runk	3	19	6.3	0	9								
M.Banks	1	12	12.0	0	12								
KICKOFF RETURNS													
Player	No	Yds	Avg	TD	Lg								
H.Rutland	7	111	15.9	0	21								
J.Billups	6	79	13.2	0	20								
M.Wagner	6	106	17.7	0	27								
E.Hobbs	6	91	15.2	0	22								
Montgomery	1	16	16.0	0	16								
INTERCEPTIONS													
Player	No	Yds	Avg	TD	Lg								
A.Runk	4	34	8.5	0	22								
H.Clewis	2	2	1.0	0	2								
J.Loyd	2	58	29.0	0	44								
M.Timmons	2	25	12.5	0	25								
A.Forrest	1	-1	-1.0	0	0								
J.Eilers	1	0	0.0	0	0								
M.Word	1	36	36.0	1	36								
D.Phillips	1	19	19.0	0	19								
B.Nash	1	21	21.0	0	21								
N.Linder	1	0	0.0	0	0								
E.Hobbs	1	4	4.0	0	4								
J.Smith	1	39	39.0	0	39								
TOTAL OFFENSE LEADERS													
Player	G	Rush	Rec	PR	KR	IR	Tot	Avg					
S.Wallace	11	383	475	2044	2519	229	6260	102.0					
Haywood	11	258	1169	0	0	0	1387	126.3					
ALL PURPOSE LEADERS													
Player	G	Rush	Rec	PR	KR	IR	Tot	Avg					
Haywood	11	1169	138	0	0	0	1307	118.8					
Danielsens	11	72	694	0	0	0	766	69.6					
Campbell	11	34	486	0	0	0	520	47.3					
DEFENSIVE LEADERS													
Player	G	Solo	Ast	Tot	TFL	Sack	FRFFBlt						
M.Word	11	77	31	108	10-49	3-32	1 1 1						
J.Eilers	11	56	37	93	4-10	1-6	0 0 0						
A.Runk	11	64	23	87	3-17	2-15	0 0 0						



2002 (7-7, 4-4 BIG 12, 3RD NORTH)

Date	Team	Result	Att.	AP	Rushing			Passing			Total Off.	
					FD	Att	Yds	TD	A-C-I	Yds	TD	Plays
A24	Iowa State vs. Florida State [^]	L, 31-38	55,132	-	23	38	130	2	33-22-1	313	2	71 443
A31	Iowa State KANSAS*	W, 45-3	40,026	-	3 22	43	239	2	25-17-1	210	2	68 449
S7	Iowa State TENNESSEE TECH	W, 58-6	40,155	-	14 33	69	0	32-10-3	81	0	65 150	
S14	Iowa State at Iowa	W, 36-31	70,397	-	16 43	223	1	22-14-1	253	4	65 476	
S21	Iowa State TROY STATE	W, 42-12	44,896	-	21 17	35	68	3	34-17-1	154	1	67 205
S28	Iowa State NEBRASKA*	W, 36-14	51,888	-	22 39	85	3	37-23-1	361	1	76 446	
O12	Iowa State TEXAS TECH*	W, 31-17	51,842	-	21 42	222	2	21-12-0	178	2	63 400	
O19	Iowa State at Oklahoma*	L, 3-49	75,201	-	19 38	118	1	25-17-0	295	3	60 363	
O26	Iowa State at Texas*	L, 10-21	83,071	-	20 10	30	81	36-17-0	195	0	74 313	
N2	Iowa State MISSOURI*	W, 42-35	44,339	-	19 23	52	192	32-19-2	220	1	84 412	
N9	Iowa State at Kansas State*	L, 7-58	49,504	-	20 10	30	81	29-12-1	192	1	59 273	
N16	Iowa State at Colorado*	L, 27-41	48,728	-	11 19	46	228	22-15-0	148	1	68 376	
N23	Iowa State CONNECTICUT	L, 20-37	34,582	-	23 30	189	1	51-37-1	272	1	81 461	
D31	Iowa State at Boise State\$	L, 16-34	30,446	-	9 5	23	17	22-4-3	43	0	45 60	
					2 25	66	199	5	24-14-0	168	1	90 367
					17 21	33	58	0	40-19-1	227	1	73 285
					7 25	56	245	3	23-16-1	141	0	79 386
					22 28	39	177	4	47-31-0	425	1	86 602
					18 36	118	2	35-24-1	247	2	71 365	
					21 15	39	71	1	28-12-3	178	0	67 249
					12 20	47	223	6	17-12-0	162	0	64 385
					27 38	207	3	35-24-1	265	1	73 472	
					17 28	51	331	2	29-17-0	187	2	80 518
					20 35	152	2	44-19-4	216	0	79 368	
					24 39	202	1	38-20-1	233	3	77 435	
					17 41	145	1	42-15-0	130	1	83 275	
					18 19	40	157	4	32-17-0	160	1	72 317

[^] - Eddie Robinson Classic at Kansas City, Mo.

\$ - Crucial.com Humanitarian Bowl at Boise, Idaho

Head Coach: Dan McCarney **Captains:** Zach Butler, Jordan Carstens, Seneca Wallace, Chris Whitaker

Offense - WR Lane Danielsens, **LT** Casey Shelton, **LG** Bob Montgomery, **C** Zach Butler, **RG** Collin Menard, **RT** Cale Stubbe,

TE Kyle Knock, **FL** Jamaul Montgomery, **QB** Seneca Wallace, **TB** Michael Wagner, **SE** Jack Whitner

Defense - RC Tyson Smith, **DT** Jordan Carstens, **NG** Nick Leaders, **END** Beau Coleman, **SLB** Brandon Brown, **MLB** Matt Word,

WLB Jeremy Loyd, **SS** JaMaine Billups, **FS** Marc Timmons, **CB** Ellis Bowers, **CB** ATF Austin

Specialists - PK Adam Benike, **P** Tony Yelk, **DS** Matt Bockes, **H** Casey Baldwin, **P** Todd Miller, **KR** Lance Young

BY QUARTERS	1	2	3	4	OT	Total
Iowa State	77	122	113	92	-	404
Opponents	84	120	103	89	-	396
TEAM STATISTICS	Iowa State	Opponents				
FIRST DOWNS	278	238				
Rushing	104	125				
Passing	152	96				
Penalty	22	17				
RUSHING YARDAGE	2030	2159				
Yards Gained	2424	2461				
Yards Lost	394	302				
Rushing Attempts	554	484				
Average Per Rush	3.7	4.5				
Average Per Game	145.0	196.3				
Rushing TD	30	23				
PASSING YARDAGE	3308	2308				
Attempts	454	331				
Completions	250	163				
Interceptions	18	20				
Average Per Attempt	7.3	7.0				
Average Per Comp.	13.2	14.2				
Average Per Game	236.3	209.8				
Passing TD	16	15				
TOTAL OFFENSE	5338	4467				
Total Plays	1008	815				
Average Per Play	5.3	5.5				
Average Per Game	381.3	406.1				
KICKOFF RETURNS	51-905	39-844				
Average	17.7	21.6				
PUNT RETURNS	40-423	26-299				
Average	10.6	11.5				
INTERCEPTION RETURNS	10-152	13-120				
Average	15.2	9.2				
FUMBLES-LOST	21-10	26-13				
PENALTIES-YARDS	72-571	83-723				
Average Per Game	40.8	65.7				
PUNTS-YARDS	71-2793	49-1932				
Average Per Punt	39.3	39.4				
THIRD DOWN CONV.	90/214	68/167				
Conversion Rate	42.1%	41%				
FOURTH DOWN CONV.	10/18	13/25				
Conversion Rate	55.6%	52%				
TOUCHDOWNS	50	38				
Rushing	30	23				
Passing	16	15				
Return	4	0				
PAT Kicks	46-47	30-34				
2-point Attempts	1-3	0-3				
Field Goals	18-26	11-19				
Safetyes	1	0				
TIME OF POSSESSION	29:11	30:49				
TOTAL POINTS	404	396				
AVERAGE PER GAME	28.9	28.3				

RUSHING													
Player	G	Att	Gain	Loss	Net	Avg.	TD	Lg	Gm				
H. Rutland	14	160	678	64	614	3.8	6	41	43.9				
M. Wagner	13	153	570	28	542	3.5	7	28	41.7				
S. Wallace	14	123	676	239	437	3.6	8	48	31.2				
Thompson	13	83	325	20	305	3.7	4	29	23.5				
Danielsen	14	15	148	25	123	8.2	3	79	8.8				
J. Whitner	14	1	12	0	12	12.0	0	12	0.9				
C. Love	4	3	7	1	6	2.0	0	6	1.5				
J. Woodley	10	7	5	0	5	0.7	2	2	0.5				
T.J. Klith	4	2	1	0	1	0.5	0	1	0.2				
Montgomery	13	2	5	-3	-1.5	0	2	-0.2					
PASSING													
Player	G	Att	Comp	Int	Eff.	Pct.	Yds	TD	Lg	Gm			
S. Wallace	14	443	244	18	119.66	55.1	3245	15	60	23.18			
C. Love	4	10	5	0	135.08	500	62	1	16	15.55			
Danielsen	14	1	0	1	108.40	1.00	1	0	1	0.1			
RECEIVING													
Player	G	Rec	Yds	Avg.	TD	Lg	Gm						
L. Danielsen	14	63	1073	17.0	3	60	76.6						
J. Whitner	14	52	685	13.2	0	42	48.9						
L. Young	14	43	704	16.4	6	50	50.3						
J. Montgomery	13	36	485	13.5	5	47	37.3						
H. Rutland	14	18	90	5.0	0	11	6.4						
M. Wagner	13	14	41	2.9	0	18	3.2						
K. Knock	14	11	82	7.5	1	29	5.9						
D. Banks-Burse	6	6	82	13.7	1	18	13.7						
K. Segin	11	2	26	13.0	0	31	2.4						
T. Miller	14	2	25	12.5	0	16	1.8						
S. Thompson	13	2	14	7.0	0	15	1.1						
S. Wallace	14	1	1	1.0	0	1	0.1						
SCORING													
[----]PAT----													
Player	TD	FG	Kick	Rush	Pass	DXP	Saf	Pnt					
A. Benike	0	17-23	46-47	0	0	0	0	97					
S. Wallace	8	0	0	1-1	0-1	0	0	0	50				
M. Wagner	7	0	0	0	0	0	0	42					
L. Young	6	0	0	0	0	0	0	36					
H. Rutland	6	0	0	0	0	0	0	36					
L. Danielsen	6	0	0	0	0	0	0	36					
Montgomery	5	0	0	0	0	0	0	30					
Bhompson	4	0	0	0	0	0	0	24					
T. Miller	2	0	0	0	0	0	0	12					
J. Woodley	2	0	0	0	0	0	0	12					
K. Knock	1	0	0	0	0	0	0	6					
S. Paris	1	0	0	0	0	0	0	6					
A. Kohler	1	0	0	0	0	0	0	6					
T. Yelk	0	1-3	0	0	0	0	0	3					
J. Loyd	0	0	0	0	0	0	0	1					

FIELD GOALS														
Player	18-39	30-39	40-49	50+	Total	Lg	Bk							
A. Benike	7	8	10	3	6	40	17-23	48	0					
T. Yelk	0	0	0	0	1	21	21.0	0	8					
Blankenship	20	816	40.8	5.4	3	8	2							
TEAM	5	32	6.4	32	0	0	0	1						
PUNTING														
Player	No	Yds	Avg	Lg	TD	FG	Bk							
T. Yelk	46	1945	42.3	64	8	2	9	2						
Blankenship	20	816	40.8	54	3	8	2							
TEAM	5	32	6.4	32	0	0	0	1						
PUNT RETURNS														
Player	No	Yds	Avg	TD	Lg									
T. Miller	37	363	9.8	2	60									
J. Billups	1	21	21.0	0	0									
N. Moser	1	11	11.0	0	0									
A. Forrest	1	6	6.0	0	0									
A. Kohler	0	22	n/a	1	22									
KICKOFF RETURNS														
Player	No	Yds	Avg	TD	Lg									
L. Young	28	590	21.1	0	35									
M. Wagner	11	148	13.5	0	30									
T. Miller	6	102	17.0	0	21									
Montgomery	3	52	17.3	0	19									
H. Rutland	1	7	7.0	0	7									
J. Whitner	1	6	6.0	0	6									
S. Wallace	1	0	0.0	0	0									
INTERCEPTIONS														
Player	No	Yds	Avg	TD</										

2003 (2-10, 0-8 BIG 12, 6TH NORTH)

Date	Team	Result	Att.	AP	Rushing				Passing				Total Off.	
					FD	Att	Yds	TD	A-C-I	Yds	TD	Plays	Yds	
A30	Iowa State	W, 17-10	48,088	-	13	45	169	1	18-9-1	158	0	63	327	
	NORTHERN IOWA			-	17	37	119	1	33-21-0	142	0	70	261	
S6	Iowa State	W, 48-20	40,056	-	23	51	271	4	27-14-0	252	2	78	523	
	OHIO			-	12	38	167	2	22-12-0	237	1	60	404	
S13	Iowa State	L, 21-40	53,488	-	22	40	71	1	45-26-1	319	2	85	390	
	IOWA			23	10	37	171	2	14-7-0	72	1	51	243	
S27	Iowa State	L, 16-24	28,218	-	22	47	173	1	33-16-2	182	0	80	355	
	at Northern Illinois			20	18	43	167	1	22-15-1	167	2	65	334	
O4	Iowa State	L, 7-53	49,670	-	10	31	88	0	26-10-2	146	0	57	234	
	OKLAHOMA*			1	35	41	199	1	39-29-1	414	5	80	613	
O11	Iowa State	L, 21-52	49,627	-	16	30	85	1	33-16-1	270	2	63	355	
	at Texas Tech*			45	33	240	4	78-52-2	535	3	111	775		
O18	Iowa State	L, 19-40	45,355	-	16	29	105	1	34-11-0	172	1	63	277	
	TEXAS*			20	28	53	235	3	26-19-1	343	2	79	578	
O25	Iowa State	L, 0-28	77,483	-	14	30	70	0	41-20-2	160	0	71	230	
	at Nebraska*			14	13	54	282	3	7-4-1	35	0	61	317	
N8	Iowa State	L, 0-45	40,124	-	9	28	39	0	30-11-3	101	0	58	140	
	KANSAS STATE*			22	48	356	4	17-14-0	147	2	65	503		
N15	Iowa State	L, 10-44	36,977	-	16	32	102	0	40-16-1	121	1	72	223	
	COLORADO*			19	45	110	4	29-21-1	288	2	74	398		
N22	Iowa State	L, 7-36	34,518	-	11	36	97	1	28-10-2	79	0	64	176	
	at Kansas*			22	44	180	3	28-18-1	221	1	72	401		
N29	Iowa State	L, 7-45	46,435	-	18	47	178	0	23-13-1	162	1	70	340	
	at Missouri*			22	46	376	6	25-15-0	308	0	71	484		

Head Coach: Dan McCarney **Captains:** Jordan Carstens, Lane Danielsens, Bob Montgomery, C Seth Zehr, RG Aaron Brant, RT Cale Stubbe, Joe Woodley

Offense - WR Lane Danielsens, LT Casey Shelton, LG Bob Montgomery, C Seth Zehr, RG Aaron Brant, RT Cale Stubbe, TE James Wright III, FL Jamaul Montgomery, QB Austin Flynn, TB Stevee Hicks, FB Ryan Kock, SE Lane Young

Defense - RE Jason Berryman, DT Jordan Carstens, NG Nick Leaders, END Brent Curvey, SLB Jamarr Buchanan, MLB Brandon Brown, WLB Joe Woodley, SS JaMaine Billups, FS Marc Timmons, CB Harold Clewis, CB Ellis Hobbs III

Specialists - PK Adam Benike, P Tony Yelk, DS Matt Bockes, H Casey Baldwin, PR Todd Miller, KR David Banks-Bursey

BY QUARTERS	1	2	3	4	OT	Total
Iowa State	48	41	31	53	-	173
Opponents	99	134	104	100	-	437
TEAM STATISTICS Iowa State Opponents						
FIRST DOWNS	190	263				
Rushing	87	133				
Passing	87	116				
Penalty	16	14				
RUSHING YARDAGE	1448	2602				
Yards Gained	1838	2830				
Yards Lost	390	328				
Rushing Attempts	446	519				
Average Per Rush	3.2	5.0				
Average Per Game	120.7	216.8				
Rushing TD	10	34				
PASSING YARDAGE	2122	2709				
Attempts	378	340				
Completions	172	227				
Interceptions	16	8				
Average Per Attempt	5.6	8.0				
Average Per Comp.	12.3	11.9				
Average Per Game	176.8	225.8				
Passing TD	10	19				
TOTAL OFFENSE	3570	5311				
Total Plays	824	859				
Average Per Play	4.3	6.2				
Average Per Game	297.5	442.6				
KICKOFF RETURNS	51-963	21-484				
Average	18.9	23.0				
PUNT RETURNS	26-179	39-362				
Average	6.9	9.3				
INTERCEPTION RETURNS	8-131	16-166				
Average	16.4	10.4				
FUMBLES-LOST	23-9	17-11				
PENALTIES-YARDS	68-592	83-640				
Average Per Game	49.3	53.3				
PUNTS-YARDS	87-3403	56-2277				
Average Per Punt	39.1	40.7				
THIRD DOWN CONV.	49/189	69/166				
Conversion Rate	26.1%	42%				
FOURTH DOWN CONV.	8/27	8/15				
Conversion Rate	30%	53%				
TACKLES-YARDS	14-95	32-208				
TOUCHDOWNS	21	57				
Rushing	10	34				
Passing	10	19				
Return	0	2				
PAT Kicks	19-19	50-54				
2-point Attempts	2-2	0-3				
Field Goals	8-12	15-18				
Safeties	0	0				
AVG TIME OF POSSESSION	28:31	31:29				
TOTAL POINTS	173	437				
AVERAGE PER GAME	14.4	36.4				

RUSHING										
Player	G	Att	Gain	Loss	Net	Avg	TD	Lg	TD	Gm
S. Hicks	11	123	497	26	471	3.8	0	31	42.8	
M. Wagner	12	96	458	38	420	4.4	3	32	35.0	
A. Flynn	11	124	544	148	396	3.2	3	33	36.0	
H. Rutland	4	30	107	10	97	3.2	3	14	24.2	
W. Terry	6	40	163	89	74	1.9	1	13	12.3	
R. Kock	12	8	31	1	30	3.8	0	8	2.5	
Danielsen	12	9	23	8	15	1.7	1	13	1.2	
Montgomery	1	3	0	3	3.0	0	3	0.3		
PASSING										
Player	G	Att	Comp	Int	Eff	Pct.	Yds	TD	Lg	Gm
A. Flynn	11	212	99	10	94	46.7	1238	5	59	11.3
W. Terry	6	96	42	4	79	43.8	415	2	62	69.2
C. Love	7	65	28	2	107	43.1	424	3	60	6.6
T. Yelk	10	2-2	0	125	1.00	6	0	12	0.0	
Team	5	1-0	0	-	0.00	0	0	0	0.0	
Danielsen	12	1-0	0	-	0.00	0	0	0	0.0	
Wagner	12	1-1	0	-	1.00	39	0	39	3.2	
RECEIVING										
Player	G	Rec	Yds	Avg	TD	Lg	Gm			
L. Danielsens	12	46	772	16.8	5	80	64.3			
L. Young	12	32	467	14.6	1	47	38.9			
Montgomery	11	24	239	10.0	2	28	21.7			
J. Whitver	12	22	355	16.1	2	69	29.6			
S. Hicks	11	14	40	2.9	1	11	3.6			
M. Wagner	12	10	41	4.1	0	11	3.6			
H. Rutland	4	9	84	9.3	0	18	21.0			
Banks-Bursey	10	3	32	10.7	0	19	3.2			
J. Wright	12	3	27	9.0	0	17	2.2			
R. Kock	12	3	6	2.0	0	4	0.5			
K. Segin	12	2	43	21.5	0	36	3.6			
R. Baum	11	1	12	12.0	0	2	1.1			
T. Miller	12	1	6	6.0	0	6	0.5			
J. Davis	7	1	4	4.0	0	4	0.6			
S. Paris	1	1	-6	-6.0	0	0	-0.5			
SCORING										
Player	TD	FG	Kick	Rush	Pass	DXP	Saf	Pts		
A. Benike	0	6-8	19-19	0-0	0-0	0	0	37		
Danielsen	6	0-0	0-0	0-0	0-0	0	0	36		
M. Wagner	3	0-0	0-0	0-0	0-0	0	0	18		
H. Rutland	3	0-0	0-0	0-0	0-0	0	0	18		
A. Flynn	2	0-0	0-0	2-2	0-0	0	0	16		
Montgomery	2	0-0	0-0	0-0	0-0	0	0	12		
J. Whitver	2	0-0	0-0	0-0	0-0	0	0	12		
T. Yelk	1	0-0	0-0	0-0	0-0	0	0	6		
L. Young	1	0-0	0-0	0-0	0-0	0	0	6		
J. Billups	1	0-0	0-0	0-0	0-0	0	0	6		
W. Terry	1	0-0	0-0	0-0	0-0	0	0	6		

FIELD GOALS											
Player	18-29	30-39	40-49	50+	Total	Lg	Bk				
A. Benike	4-5	1-2	1-1	0-0	6-8	43					
T. Yelk	0-0	0-0	1-2	1-2	2-4	51	0				
PUNTING											
Player	No	Yds	Avg	Lg	TD	FC	120 Bk				
T. Yelk	73	3022	41.4	62	7	6	19				
T. Blankenship	10	381	38.1	51	1	0	3				
PUNT RETURNS											
Player	No	Yds	Avg	TD	Lg						
T. Miller	24	167	7.0	0	28						
J. Billups	1	0	0.0	0	0						
M. Wagner	1	12	12.0	0	12						
KICKOFF RETURNS											
Player	No	Yds	Avg	TD	Lg						
L. Young	19	408	21.5	0	43						
Banks-Bursey	16	312	19.5	0	42						
E. Hobbs	6	111	18.5	0	31						
L. Danielsens	5	98	19.6	0	23						
J. Woodley	2	17	8.5	0	13						
B. Kellogg	1	0	0.0	0	0						
R. Kock	1	6	6.0	0	6						
E. Anderson	1	11	11.0	0	11						
INTERCEPTIONS											
Player	No	Yds	Avg	TD	Lg						
M. Timmons	2	6	3.0	0	6						
J. Woodley	2	23	11.5	0	23						
J. Billups	1	77	77.0	1	77						
E. Hobbs	1	0	0.0	0	0						
J. Berryman	1	16	16.0	0	16						
S. Paris	1	9	9.0	0	9						
TOTAL OFFENSE LEADERS											
Player	G	Plays	Rush	Pass	Tot	Yds					
A. Flynn	11	336	396	1238	1634	148.5					
W. Terry	6	136	74	415	489	81.5					
S. Hicks	11	123	471	0	471	42.8					
Wagner	12	97	420	39	459	38.2					
ALL PURPOSE LEADERS											
Player	G	Rush	Rec	PR	KR	IR	Tot	Avg			
Danielsen	12	15	772	0	98	0	885	73.8			
L. Young	12	0	467	0	408	0	875	72.9			
S. Hicks	11	471	40	0	0	0	511	46.5			
DEFENSIVE LEADERS											
Player	G	Solo	Ast	Tot	TFL	Sack	FRFFBk				
J. Billups	12	86	30	116	5-15	1-2	1				
J. Berryman	12	61	49	110	9-48	3-32	1				
B. Brown	12	76	20	96	12-38	3-20	1				
N. Leaders	12	50	46	96	3-8	1-5	2				



2004 (7-5, 4-4 BIG 12, T1ST NORTH)

Date	Team	Result	Att.	AP	FD	Rushing Att	Rushing Yds	TD	Passing A-C-I	Rushing Yds	TD	Total Off. Plays	Yds
S4	Iowa State	W, 23-0	42,865	-	27	56	228	0	28-17-0	176	2	84	378
	NORTHERN IOWA			-	7	32	36	0	19-8-0	63	0	51	99
S11	Iowa State at Iowa	L, 10-17	70,397	-	16	34	66	0	30-15-0	170	1	64	236
	at Iowa			16	16	44	85	1	16-22-1	220	1	66	305
S18	Iowa State	W, 48-41	39,902	-	16	39	117	1	14-28-2	225	3	79	342
	NORTHERN ILLINOIS			-	24	46	117	2	33-20-4	285	4	79	402
O2	Iowa State at Oklahoma State*	L, 7-36	47,554	-	14	37	59	0	24-13-0	160	1	61	219
	Iowa State at Oklahoma State*			25	18	55	189	3	16-9-1	160	1	71	349
O9	Iowa State	L, 3-34	44,307	-	23	42	142	0	43-18-2	161	0	85	303
	Iowa State			-	20	37	162	1	31-19-0	257	4	68	419
O16	Iowa State at Colorado*	L, 14-19	44,285	-	24	47	164	0	33-16-1	239	1	80	403
	Iowa State at Colorado*			-	17	34	141	0	43-18-3	163	1	68	304
O23	Iowa State at Baylor*	W, 26-25	25,249	-	16	39	109	2	20-12-0	148	1	59	257
	Iowa State at Baylor*			-	26	41	140	2	39-31-0	310	1	80	450
O30	Iowa State	W, 13-7	36,384	-	13	54	141	0	19-9-1	51	0	73	192
	Iowa State			-	13	34	80	0	31-14-3	128	1	65	208
N6	Iowa State NEBRASKA*	W, 34-27	45,022	-	22	36	102	1	39-18-1	364	3	75	466
	Iowa State NEBRASKA*			-	20	35	195	3	43-19-1	249	1	78	444
N20	Iowa State at Kansas State*	W, 37-23	44,829	-	19	41	161	2	30-16-0	234	1	73	395
	Iowa State at Kansas State*			-	13	46	257	3	18-6-2	58	0	64	315
N27	Iowa State	L, 14-17	40,626	-	21	50	143	2	29-16-1	206	0	79	349
	Iowa State			-	16	50	208	2	24-13-1	150	0	74	358
D28	Iowa State	W, 17-13	43,000	-	22	59	295	2	28-10-0	114	0	87	409
	Miami University^			-	18	25	60	1	44-20-1	240	1	69	300

^ - Independence Bowl, Shreveport, Louisiana

Head Coach: Dan McCarney **Captains:** Erik Anderson, Ellis Hobbs, Cale Stubbe, Luke Vander Sanden

Offense - WR Todd Blythe, **LT** Cale Stubbe, **LG** Kory Pence, **C** Luke Vander Sanden, **RG** Seth Zehr, **RT** Aaron Brant, **FL** Jon Davis,

QB Bret Meyer, **TB** Stevie Hicks, **TE** James Wright, **TE** Brett Kellogg

Defense - RE Tyson Smith, **DT** Brent Curvey, **NG** Nick Leaders, **END** Shawn Moorehead, **SLB** Erik Anderson,

WLB Brandon Brown, **SS** Nick Moser, **FS** Steve Paris, **CB** Ellis Hobbs, **CB** DeAndre Jackson

Specialists - **PK** Bret Culbertson, **P** Troy Blankenship, **HO** Chris Love, **DS** Lance Schrage, **PR** Todd Miller, **KR** Ellis Hobbs

BY QUARTERS	1	2	3	4	OT	Total	RUSHING	G		Att	Gain	Loss	Net	Avg.	TD	Lg	Gm
Iowa State	42	72	43	89	0	246	Hicks	12	270	1105	43	1062	3.9	5	41	88.5	
Opponents	47	92	58	59	3	259	Meyer	12	144	530	199	331	2.3	2	23	27.6	
							Davis	12	9	107	4	103	11.4	0	28	8.6	
							Scales	10	37	118	26	92	2.5	1	17	10.2	
							Thompson	11	21	86	9	77	3.7	0	13	7.0	
							Flynn	8	32	95	54	41	13.3	1	11	5.0	
							T. Johnson	3	6	11	0	11	1.8	1	3	3.7	
							Kock	12	3	7	0	7	2.3	1	6	0.6	
							Blanche	12	1	6	0	6	0.0	0	6	0.5	
							Coleman	9	1	2	0	2	2.0	0	2	0.2	
							Moses	12	1	0	0	-1	-1.0	0	0	-0.1	
							TEAM	9	11	0	30	-30	-2.7	0	0	-3.3	
TEAM STATISTICS	Iowa State	Opponents															
FIRST DOWNS	233	190															
Rushing	100	80															
Passing	109	98															
Penalty	24	12															
RUSHING YARDAGE	1701	1610															
Yards Gained	2067	1881															
Yards Lost	366	271															
Rushing Attempts	536	454															
Average Per Rush	3.2	3.5															
Average Per Game	141.8	146.4															
Rushing TD	11	17															
PASSING YARDAGE	2248	2043															
Attempts	351	310															
Completions	174	173															
Interceptions	8	16															
Average Per Attempt	6.4	6.6															
Average Per Comp.	12.9	11.8															
Average Per Game	187.3	185.7															
Passing TD	13	14															
TOTAL OFFENSE	3949	3653															
Total Plays	887	764															
Average Per Play	4.5	4.8															
Average Per Game	329.1	332.1															
KICKOFF RETURNS	27626	41-795															
Average	23.2	19.4															
PUNT RETURNS	37-310	38-320															
Average	8.4	8.2															
INTERCEPTION RETURNS	17-294	8-86															
Average	17.3	10.8															
FUMBLES-LOST	12-7	17-8															
PENALTIES-YARDS	72-2879	80-684															
Average Per Game	38.4	62.2															
PUNTS-YARDS	75-2879	63-2511															
Average Per Punt	38.4	39.9															
THIRD DOWN CONV.	78/209	67/174															
Conversion Rate	37%	39%															
FOURTH DOWN CONV.	7/25	4/15															
Conversion Rate	28%	27%															
TOUCHDOWNS	31	33															
Rushing	11	18															
Passing	13	15															
Return	7	0															
PAT Kicks	25-28	26-33															
2-point Attempts	1-4	-															
Field Goals	11-21	11-17															
Safeties	0	0															
TIME OF POSSESSION	30:06	29:54															
TOTAL POINTS	246	259															
AVERAGE PER GAME	20.5	21.6															

FIELD GOALS	Player	18-29	30-39	40-49	50+	Total	Lg	Blk		
	Janssen	1-2	1-5	1-2	0-0	3-9	41	0		
	Krava	0-1	0-1	0-0	0-0	0-2	0	0		
	Culbertson	4-5	0-0	0-0	0-0	8-10	37	0		
PUNTING	Player	No	Yds	Avg.	Lg	TD	FC	120		
	Blankenship	75	2879	38.4	53	6	7	19		
PUNT RETURNS	Player	No	Yds	Avg.	TD	Lg				
	Miller	27	199	7.4	0	35				
	Highsmith	8	76	9.5	0	25				
	Blythe	1	24	24.0	0	0				
	Hobbs	1	11	11.0	0	0				
	L.Hicks	0	0	0.0	1	0				
KICKOFF RETURNS	Player	No	Yds	Avg.	TD	Lg				
	Thompson	14	333	23.8	0	39				
	Hobbs	12	288	24.0	0	41				
	Kock	1	5	5.0	0	5				
INTERCEPTIONS	Player	No	Yds	Avg.	TD	Lg				
	Hobbs	5	117	23.4	1	41				
	Moser	3	30	10.0	1	30				
	Dobbins	2	40	20.0	0	25				
	Robertson	2	23	11.5	0	20				
	L.Hicks	1	40	40.0	0	40				
	Paris	1	24	24.0	0	24				
	T.Smith	1	11	11.0	0	11				
	Jackson	1	9	9.0	0	9				
	Buchanan	1	0	0.0	0	0				
TOTAL OFFENSE LEADERS	Player	G	Plays	Rush	Pass	Tot	Avg.			
	Meyer	12	434	331	1926	2257	188.1			
	Hicks	12	270	1062	0	1062	88.5			
	Flynn	8	90	41	303	344	43.0			
ALL PURPOSE LEADERS	Player	G	Rush	Rec	PR	KR	IR	Tot	Avg.	
	S.Hicks	12	1062	49	0	0	0	1111	92.6	
	Blythe	6	833	24	0	0	0	863	71.9	
	Davis	12	103	614	0	0	0	717	59.8	
DEFENSE LEADERS	Player	G	Solo	Ast	Tot	TFL	Sack	FR	FF	Blk
	Paris	12	57	26	83	4-8	0	1	0	1
	Moser	12	59	26	85	5-26	0	1	0	0
	Hobbs	12	53	18	71	15-12	1-11	0	1	1
	Brown	9	42	21	63	5-23	2-15	2	2	0
	Dobbins	12	32	29	61	3-5-8	-5-4	1	0	1



2005 (7-5, 4-4 BIG 12, T2ND NORTH)

Date	Team	Result	Att.	AP	FD	Rushing			Passing			Total Off. Plays Yds		
						Att	Yds	TD	A-C-I	Yds	TD			
S3	Iowa State	W, 32-21	44,058		-	25	41	92	3	41-30-0	314	1	82	406
	ILLINOIS STATE				-	12	34	89	0	25-10-2	222	2	59	311
S10	Iowa State	W, 23-3	54,290		-	22	55	169	1	24-14-1	154	1	79	323
	IOWA				8	20	32	173	0	42-15-2	174	0	79	323
S23	Iowa State	W, 28-21	25,007		22	14	32	71	2	26-18-3	158	2	58	229
	at Army				-	23	47	132	1	34-19-3	233	2	81	365
O1	Iowa State	L, 20-27	77,433		23	21	38	57	1	41-23-1	317	1	79	374
	at Nebraska*	2OT			-	26	25	36	1	55-36-0	431	2	80	467
O8	Iowa State	L, 13-23	45,992		-	19	38	110	1	31-19-1	210	0	69	320
	BAYLOR*				-	15	34	116	1	26-18-0	160	1	60	276
O15	Iowa State	L, 24-27	55,016		-	20	54	157	3	25-16-1	169	0	79	326
	at Missouri*	OT			-	19	37	88	0	35-24-1	230	1	72	318
O22	Iowa State	W, 37-10	43,964		-	16	44	137	3	20-13-0	227	1	64	374
	OKLAHOMA STATE*				-	21	34	123	1	40-24-4	203	0	74	326
O29	Iowa State	W, 42-14	86,172		-	30	50	178	2	32-20-0	371	4	82	549
	at Texas A&M*				-	16	20	126	1	41-23-2	221	1	61	347
N5	Iowa State	W, 45-17	42,686		-	19	53	221	3	23-16-0	194	3	76	415
	KANSAS STATE*				-	13	29	12	1	30-17-2	221	1	59	233
N12	Iowa State	W, 30-16	49,242		-	15	25	36	0	38-20-0	251	1	63	287
	COLORADO*				22	23	38	79	1	42-25-2	284	0	80	363
N26	Iowa State	L, 21-24	42,826		-	17	36	56	1	34-18-1	257	2	70	313
	at Kansas*	OT			-	20	38	123	1	43-24-3	254	1	81	377
D31	Iowa State	L, 24-27	37,286		-	12	25	34	0	33-20-2	254	3	58	288
	Texas Christian^				14	21	46	135	2	33-21-1	275	1	79	410

^ - EV1.net Houston Bowl, Houston, Texas

Head Coach: Dan McCarney **Captains:** Tim Dobbins, Nick Leaders, Bret Meyer, Kory Pence

Offense - QB Bret Meyer, **WR** Todd Blythe, **WR** Austin Flynn, **WR** Jon Davis, **TE** Ben Barkema, **RB** Stevie Hicks, **OL** Scott Fisher, **OL** Seth Zehr, **OL** Scott Stephenson, **OL** Aaron Brant, **OL** Kory Pence

Defense - DE Shawn Moorehead, **DT** Brent Curvey, **NG** Nick Leaders, **DE** Jason Berryman, **LB** Jamar Buchanan, **LB** Tim Dobbins, **LB** Matt Robertson, **S** Nik Moser, **S** Steve Paris, **CB** DeAndre Jackson, **CB** LaMarcus Hicks

Specialists - **PK** Bret Culbertson, **P** Troy Blankenship, **HO** Austin Flynn, **DS** Landon Schrage, **PR** R.J. Sumrall, **KR** DeAndre Jackson

BY QUARTERS							RUSHING							FIELD GOALS										
	1	2	3	4	OT	Total	Player	G	Att	Gain	Loss	Net	Avg.	TD	Lg	Gm	Player	18-29	30-39	40-49	50+	Total	Lg	Bk
Iowa State	66	86	86	94	7	339	Hicks	9	149	572	27	545	3.7	4	37	606	Arceo	0-1	0-0	0-0	0-0	0-1	0	0
Opponents	76	37	40	57	20	230	Coleman	10	116	433	14	419	3.6	2	28	419	Yelk	2-2	0-1	0-0	0-0	2-3	29	0
TEAM STATISTICS Iowa State Opponents							Meyer	12	54	129	0	129	2.4	13	8	108	Culbertson 3-4	6-6	3-6	0-0	12-16	45	0	
FIRST DOWNS 230 229							Brown	5	16	82	5	77	4.8	0	18	154	PUNTING							
Rushing	83	75					Harris	5	11	50	10	40	3.6	0	9	8.0	Player	No	Yds	Avg	Lg	TC	FC	20 Bk
Passing	124	140					Davis	12	3	11	2	9	3.0	11	08	Blankenship	68	2894	42.6	69	8	12	17 1	
Penalty	23	14					Sumrall	12	1	0	2	-2.0	0	0	-0.2	PUNT RETURNS								
RUSHING YARDAGE 1328 1232							TEAM	10	8	0	12	-12	-1.5	0	0	-1.2	Player	No	Yds	Avg	TD	Lg		
Yards Gained	1687	1577					Sumrall	15	115	7.7	0	31	Baum	9	106	11.8	0	38						
Yards Lost	359	345					TEAM	1	1	1.0	0	0	Berg	1	1	1.0	0	0						
Rushing Attempts	491	414					KICKOFF RETURNS																	
Average Per Rush	2.7	3.0					Player	No	Yds	Avg	TD	Lg	Jackson, De.	22	465	21.1	0	59						
Average Per Game	110.7	102.7					Flynn	4	71	17.8	0	21	Flynn	4	71	17.8	0	21						
Rushing TD	20	10					Jackson, D.	2	125	62.5	0	68	Jackson, D.	2	125	62.5	0	68						
PASSING YARDAGE 2876 2908							Sumrall	2	52	26.0	0	27	Sumrall	2	52	26.0	0	27						
Attempts	368	446					Baum	1	12	12.0	0	12	Baum	1	12	12.0	0	12						
Completions	227	256					INTERCEPTIONS																	
Interceptions	10	22					Player	No	Yds	Avg	TD	Lg	Hicks	5	44	8.8	1	28						
Average Per Attempt	7.8	6.5					Hicks	5	44	8.8	1	28	Jackson, De.	4	18	4.5	0	11						
Average Per Comp.	12.7	11.4					Jackson, De.	4	19	4.8	0	19	Moser	4	19	4.8	0	19						
Average Per Game	239.7	242.3					Paris	3	58	19.3	0	28	Paris	3	58	19.3	0	28						
Passing TD	19	12					Berryman	1	4	4.0	0	4	Berryman	1	4	4.0	0	4						
TOTAL OFFENSE 4204 4140							Harris	5	1	6	6.0	0	6	1.2	Robertson	1	5	5.0	0	5				
Total Plays	859	860					Meyer	12	1	1	1.0	0	0	0.1	Carper	1	0	0.0	0	0				
Average Per Play	4.9	4.8					Meyer	12	1	1	1.0	0	0	0.1	Dobbins	1	25	25.0	0	25				
Average Per Game	350.3	345.0					Curvey	1	66	66.0	1	66	Curvey	1	66	66.0	1	66						
KICKOFF RETURNS	31-725	32-626					Jackson, D.	1	0	0.0	0	0	Jackson, D.	1	0	0.0	0	0						
Average	23.4	19.6					TOTAL OFFENSE LEADERS																	
PUNT RETURNS	26-223	29-340					Player	G	Plays	Rush	Pass	Tot	Avg.											
Average	8.6	11.7					Meyer	12	501	123	2876	2999	249.9											
INTERCEPTION RETURNS	22-239	10-154					Hicks	9	149	545	0	545	60.6											
Average	10.9	15.4					Coleman	10	116	419	0	419	41.9											
FUMBLES-LOST	15-11	22-13					ALL PURPOSE LEADERS																	
Penalties-Yards	64-567	94-787					Player	G	Rush	Rec	PR	KR	IR	Tot	Avg.									
Average Per Game	47.2	65.6					Blythe	12	0	1000	0	0	0	1000	83.3									
PUNTS-YARDS 70-2901 65-2570							Flynn	12	0	624	0	71	0	695	57.9									
Average Per Punt	41.4	39.5					Hicks, S.	9	545	39	0	0	0	584	64.9									
THIRD DOWN CONV.	69/181	62/181					DEFENSIVE LEADERS																	
Conversion Rate	38%	34%					Player	G	Solo	Ass	Tot	TFL	Sack	FRFBk										
FOURTH DOWN CONV.	9/13	10/21					Dobbins	12	48	55	103	75-22	1-9	-	1	-								
Conversion Rate	69%	48%					Robertson	12	47	56	103	5-10	-	-	1	-								
SACKS-YARDS	27-182	39-243					SCORING																	
TOUCHDOWNS	42	25					Player	TD	FG	Kick	Rush	Pass	DXP	Saf	Pts									
Rushing	20	10					Kock	13	0-0	0-0	0-0	0-0	0	0	78									
Passing	19	12					Culbertson	0	12-16	30-30	0-0	0-0	0	0	66									
Return	3	3					Blythe	9	0-0	0-0	0-0	0-0	0	0	54									
PK Kicks	39-41	22-23					S. Hicks	4	0-0	0-0	0-0	0-0	0	0	24									
2-point Attempts	1	1					Flynn	3	0-0	0-0	0-0	0-0	0	0	18									
Field Goals	14-20	18-22					Coleman	3	0-0	0-0	0-0	0-0	0	0	18									
Safeties	2	0					Barkema	2	0-0	0-0	0-0	0-0	0	0	14									
AVG TIME OF POSSESSION 31:40 28:20							Davis	2	0-0	0-0	0-0	0-0	0	0	12									
TOTAL POINTS	339	230					Nickel	2	0-0	0-0	0-0	0-0	0	0	12									
AVERAGE PER GAME	28.2	19.2					Yelk	0	2-3	5-6	0-0	0-0	0	0	11									



2006 (4-8, 1-7 BIG 12, 6TH NORTH)

Date	Team	Result	Att.	AP	Rushing				Passing			Total Off.		
					FD	Att	Yds	TD	A-C-I	Yds	TD	Plays	Yds	
A31	Iowa State	W, 45-43	42,531	-	24	41	159	4	26-17-0	234	2	67	393	
	TOLEDO	3OT	-	-	23	27	45	3	49-39-1	367	3	76	412	
S9	Iowa State	W, 16-10	45,795	-	17	37	137	2	21-14-1	203	0	58	340	
	UNLV		-	-	17	31	74	0	35-24-1	218	1	66	292	
S16	Iowa State	L, 17-27	70,585	-	18	36	171	1	31-15-0	152	1	67	323	
	at Iowa		-	-	16	22	30	136	0	38-26-1	274	3	68	410
S23	Iowa State	L, 14-37	88,972	-	21	27	21	0	45-25-2	302	2	72	323	
	at Texas*		-	-	7	24	40	193	3	24-19-1	246	2	64	439
S30	Iowa State	W, 28-27	55,518	-	24	28	81	1	29-24-1	323	1	57	404	
	NORTHERN IOWA		-	-	18	37	176	1	30-23-0	158	1	67	334	
O7	Iowa State	L, 14-28	55,338	-	18	24	53	1	39-18-1	262	1	63	315	
	NEBRASKA*		-	-	22	17	45	251	3	21-17-0	131	1	66	382
O14	Iowa State	L, 9-34	84,152	-	12	29	89	0	25-14-2	149	1	54	238	
	at Oklahoma*		-	-	23	17	34	185	2	27-16-0	195	2	61	380
O21	Iowa State	L, 26-42	44,112	-	18	36	75	2	34-14-2	146	1	70	221	
	TEXAS TECH*		-	-	24	20	107	0	40-31-0	368	6	60	475	
O28	Iowa State	L, 10-31	44,729	-	21	35	104	1	42-23-1	280	0	76	384	
	at Kansas State*		-	-	15	35	104	2	20-14-1	161	1	52	317	
N4	Iowa State	L, 10-41	40,272	-	12	30	33	1	31-16-1	180	0	61	213	
	KANSAS*		-	-	19	46	169	3	27-20-1	234	3	73	403	
N11	Iowa State	L, 16-33	43,056	-	19	30	102	1	29-18-0	209	1	59	311	
	at Colorado*		-	-	18	38	263	1	19-13-0	200	2	57	463	
N18	Iowa State	W, 21-16	39,631	-	23	48	196	2	27-15-1	153	1	75	349	
	MISSOURI*		-	-	22	24	90	1	44-29-0	310	1	68	400	

Head Coach: Dan McCarney **Captains:** Brent Curvey, Austin Flynn, DeAndre Jackson, Bret Meyer

Offense - QB Bret Meyer, WR Todd Blythe, WR Austin Flynn, WR Jon Davis, TE Ben Barkema, RB Stevie Hicks, OL Scott Fisher, OL Seth Zehr, OL Scott Stephenson, OL Aaron Brant, OL Reggie Stephens

Defense - DE Shawn Moorehead, DT Brent Curvey, NG Ahtyba Rubin, DE Bryce Braaksma, LB Jon Banks, LB Tyrone McKenzie, LB Alvin Bowen, S Caleb Berg, S Jason Harris, CB Chris Singleton, CB Drenard Williams

Specialists - PK Bret Culbertson, P Mike Brandtner, HO Austin Flynn, DS Matt Purvis, PR Ryan Baum, KR Milan Moses

BY QUARTERS	1	2	3	4	OT	Total
Iowa State	65	58	44	37	22	226
Opponents	94	118	55	82	20	369
TEAM STATISTICS						
	Iowa State	Opponents				
FIRST DOWNS	227	236				
Rushing	86	88				
Passing	118	137				
Penalty	23	11				
RUSHING YARDAGE	1221	1845				
Yards Gained	1579	2046				
Yards Lost	358	201				
Rushing Attempts	401	404				
Average Per Rush	3.0	4.6				
Average Per Game	101.8	153.8				
Rushing TD	16	19				
PASSING YARDAGE	2593	2862				
Attempts	378	374				
Completions	213	271				
Interceptions	12	6				
Average Per Attempt	6.9	7.7				
Average Per Comp.	12.2	10.6				
Average Per Game	216.1	392.2				
Passing TD	12	12				
TOTAL OFFENSE	3814	4707				
Total Plays	779	778				
Average Per Play	4.9	6.1				
Average Per Game	317.8	392.2				
KICKOFF RETURNS	40-737	30-588				
Average	18.4	19.6				
PUNT RETURNS	20-213	27-218				
Average	10.6	8.1				
INTERCEPTION RETURNS	6-41	12-202				
Average	6.8	16.8				
FUMBLE-LOST	16-8	18-9				
PENALTIES-YARDS	56-429	72-701				
Average Per Game	35.8	58.4				
PUNTS-YARDS	59-2309	48-1946				
Average Per Punt	41.2	40.5				
THIRD DOWN CONV.	61/158	71/157				
Conversion Rate	39%	45%				
FOURTH DOWN CONV.	11/24	8/12				
Conversion Rate	46%	67%				
SACKS-YARDS	24-142	38-244				
TOUCHDOWNS	29	47				
Rushing	16	19				
Passing	12	26				
Return	1	2				
PAT Kicks	24-24	42-43				
2-point Attempts	1	2				
Field Goals	14-20	18-22				
Safeties	1	1				
TIME OF POSSESSION	28:59	31:01				
TOTAL POINTS	226	369				
AVERAGE PER GAME	18.8	30.8				

RUSHING												
Player	G	Att	Gain	Loss	Net	Avg	TD	Lg	Gm	FIELD GOALS		
Hicks	8	107	547	24	523	4.9	2	58	65.4	Player: 18-29 30-39 40-49 50+		
Kock	12	74	332	0	332	4.5	6	24	27.7	Culbertson3-4 3-3 1-3 1-1 8-11 52 0		
Meyer	12	137	439	262	177	1.3	6	18	14.8	PUNTING		
Scales	9	54	193	17	176	3.3	2	14	19.6	Player: No Yds Avg Lg TB FC 120 Blk		
Johnson	4	23	64	4	60	2.6	0	9	15.0	Brandtner 56 2309 41.2 73 5 10 12 0		
Flynn	11	1	4	0	4	0.4	0	4	0.4	PUNT RETURNS		
Davis	11	1	0	1	-1	-0.1	0	0	-0.1	Player: No Yds Avg TD Lg		
Sumrall	12	1	0	7	-7	-0.7	0	0	-0.6	Baum 13 208 16.0 1 65		
Brandtner	12	1	0	10	-10	-10.0	0	0	-0.8	Sumrall 6 22 3.7 0 9		
TEAM	7	2	0	33	-33	-16.5	0	0	-4.7	TEAM 1 -17 -17.0 0 0		
PASSING												
Player	G	Att	Comp	Int	Eff	Pct	Yds	TD	Lg	Gm	KICKOFF RETURNS	
Meyer	12	374	211	12	117.77	56.4	2546	12	44	212.2	Player: No Yds Avg TD Lg	
Flynn	11	31	0	1	86.53	33.3	19	0	19	1.7	Moses 15 325 21.7 0 43	
Brandtner	12	1	1	0	335.20	100.0	28	0	28	23.3	Jackson 11 216 19.6 0 62	
RECEIVING												
Player	G	Rec	Yds	Avg	TD	Lg	Gm	INTERCEPTIONS				
Flynn	11	41	470	11.5	0	37	42.7	Player: No Yds Avg TD Lg				
Davis	11	36	508	14.2	2	44	46.2	Singleton 2 5 2.5 0 5				
Blythe	9	34	484	14.2	8	31	53.8	Moorehead 1 1 1.0 0 1				
Sumrall	12	25	310	12.4	0	32	25.8	McKenzie 1 17 17.0 0 17				
Moses	9	24	282	11.8	0	37	31.7	Bowen 1 22 22.0 0 22				
Nickel	12	15	188	12.5	1	32	15.7	Harris 1 -4 -4.0 0 0				
Barkema	12	11	106	9.6	1	21	8.8	TOTAL OFFENSE LEADERS				
Hicks	8	7	22	3.1	0	7	2.8	Player: G Plays Rush Pass Tot Avg				
Kock	12	6	82	13.7	0	28	6.8	Meyer 12 511 177 2546 2723 226.9				
Hamilton	12	6	68	11.3	0	20	5.7	Hicks 8 107 523 0 323 65.4				
Scales	9	4	26	6.5	0	11	2.9	Kock 12 74 332 0 522 27.7				
Messiah	4	3	28	9.3	0	10	7.0	ALL PURPOSE LEADERS				
Meyer	12	1	19	19.0	0	19	1.6	Player: G Rush Rec PR KR IR Tot Avg				
SCORING												
Player	TD	FG	Kick	Rush	Pass	DXP	Saf	Pts	DEFENSIVE LEADERS			
Culbertson	0	8-11	24-24	0-0	0-0	0	0	48	Player: G Solo Ast Tot TFL Sack FR FF Blk			
Blythe	8	0-0	0-0	0-0	0-0	0	0	48	Bowen 12 92 63 155 5-10 1-6 1 1 -			
Meyer	6	0-0	0-0	1-1	0-3	0	0	38	McKenzie 12 58 71 129 9.5-32 2-14 0 4 -			
Kock	6	0-0	0-0	0-0	0-0	0	0	36	Banks 12 57 42 99 2-3 - 1 1 -			
Scales	2	0-0	0-0	0-0	0-0	0	0	12				
Hicks	2	0-0	0-0	0-0	0-0	0	0	12				
Davis	2	0-0	0-0	0-0	0-0	0	0	12				
Nickel	1	0-0	0-0	0-0	0-0	0	0	6				
Barkema	1	0-0	0-0	0-0	0-0	0	0	6				
Baum	1	0-0	0-0	0-0	0-0	0	0	6				
McKenzie	0	0-0	0-0	0-0	0-0	0	1	2				
Flynn	0	0-0	0-0	0-0	0-0	0	0	0				
Krava	0	0-2	2-2	0-0	0-0	0	0	0				
TEAM	0	0-0	0-1	0-0	0-0	0	0	2				



2007 (3-9, 2-6 BIG 12, T5TH NORTH)

Date	Team	Result	Att.	AP	FD	Rushing			Passing			Total Off. Plays	Yds
						Att	Yds	TD	A-C-I	Yds	TD		
A30	Iowa State	L, 14-23	47,313	-	19	39	158	1	23-14-2	148	1	62	306
	KENT STATE			-	22	51	202	2	26-17-2	161	1	77	363
S8	Iowa State	L, 13-24	56,795	-	25	36	129	2	48-29-2	270	0	84	399
	NORTHERN IOWA			-	19	41	147	1	29-23-0	180	2	70	327
S15	Iowa State	W, 15-13	49,516	-	17	39	143	0	29-21-0	157	0	68	300
	IOWA			-	16	34	115	1	23-12-0	118	0	57	233
S22	Iowa State	L, 35-36	15,219	-	22	52	146	2	33-24-1	251	3	85	397
	at Toledo			-	14	30	98	2	27-19-1	199	1	57	297
S29	Iowa State	L, 17-35	84,703	-	28	51	134	2	51-26-3	281	0	102	415
	at Nebraska*			25	17	30	130	1	29-19-1	239	3	59	369
O6	Iowa State	L, 17-42	46,558	-	17	46	100	1	26-15-0	187	1	72	287
	at Texas Tech*			-	23	17	29	1	49-40-2	460	4	66	489
O13	Iowa State	L, 3-56	52,060	-	14	29	93	0	37-19-2	135	0	66	228
	TEXAS*			23	28	39	216	3	31-23-0	298	4	70	514
O20	Iowa State	L, 7-17	49,511	-	15	34	95	1	32-19-1	174	0	66	269
	OKLAHOMA*			4	21	45	133	2	28-16-1	183	0	73	316
O27	Iowa State	L, 28-42	53,386	-	25	39	152	2	48-33-0	237	1	87	389
	at Missouri*			13	23	28	116	3	37-28-1	250	1	65	366
N3	Iowa State	W, 31-20	45,551	-	14	40	120	2	26-17-1	228	1	66	348
	KANSAS STATE*			-	22	29	78	1	45-28-2	347	1	74	425
N10	Iowa State	W, 31-28	45,487	-	18	42	162	2	27-13-1	189	2	69	351
	COLORADO*			-	17	32	157	2	40-23-0	262	2	72	419
N17	Iowa State	L, 7-45	51,050	-	16	26	52	1	43-24-1	182	0	69	234
	at Kansas*			4	31	37	212	1	35-30-0	354	5	72	566

Head Coach: Gene Chizik **Captains:** Todd Blythe, Alvin Bowen, Bret Meyer

Offense - QB Bret Meyer, **WR** Todd Blythe, **WR** Marquis Hamilton, **WR** R.J. Sumrall, **TE** Ben Barkema, **RB** Alexander Robinson, **OL** Ben Lamaak, **OL** Doug Dedrick, **OL** Tom Schmeling, **OL** Brandon Johnson, **OL** Reggie Stephens

Defense - DE Rashawn Parker, **DT** Bryce Braaksma, **NG** Ahtyba Rubin, **DE** Kurtis Taylor, **LB** Jon Banks, **LB** Jesse Smith, **LB** Alvin Bowen, **S** Chris Brown, **S** James Smith, **CB** Chris Singleton, **CB** Allen Bell

Specialists - PK Bret Culbertson, **P** Mike Brandtner, **HO** Derec Schmidgall, **DS** Matt Purvis, **PR** Drenard Williams, **KR** Milan Moses

BY QUARTERS	1	2	3	4	OT	Total	RUSHING									
							Player	G	Att	Gain	Loss	Net	Avg.	TD	Lg	Gm
Iowa State	43	61	56	58	0	218	Robinson	11	118	509	44	465	3.9	6	37	42.3
Opponents	73	116	111	81	0	381	Bass	9	123	488	26	462	3.8	4	22	51.3
TEAM STATISTICS	Iowa State						Opponents									
FIRST DOWNS	230						253									
Rushing	93						89									
Passing	120						148									
Penalty	17						16									
RUSHING YARDAGE	1484						1633									
Yards Gained	1845						1918									
Yards Lost	361						285									
Rushing Attempts	473						413									
Average Per Rush	3.1						4.0									
Average Per Game	123.7						136.1									
Rushing TD	16						20									
PASSING YARDAGE	2439						3051									
Attempts	423						399									
Completions	254						278									
Interceptions	14						10									
Average Per Attempt	5.8						7.6									
Average Per Comp.	9.6						11.0									
Average Per Game	203.2						254.2									
Passing TD	9						24									
TOTAL OFFENSE	3923						4684									
Total Plays	896						812									
Average Per Play	4.4						5.8									
Average Per Game	326.9						390.3									
KICKOFF RETURNS	57-1056						44-1071									
Average	18.5						24.3									
PUNT RETURNS	12-39						23-186									
Average	8.1						8.1									
INTERCEPTION RETURNS	10-140						14-252									
Average	14.0						18.0									
FUMBLES-LOST	18-11						17-8									
PENALTIES-YARDS	56-509						63-624									
Average Per Game	42.4						52.0									
PUNTS-YARDS	69-2721						52-1972									
Average Per Punt	39.4						37.9									
THIRD DOWN CONV.	88/210						67/155									
Conversion Rate	42%						43%									
FOURTH DOWN CONV.	13/23						9/16									
Conversion Rate	57%						56%									
SACKS-YARDS	20-156						17-108									
TOUCHDOWNS	27						50									
Rushing	16						20									
Passing	9						24									
Return	2						6									
PK Kicks	26-27						46-47									
2-point Attempts	1						2									
Field Goals	10-18						11-15									
Safeties	0						0									
AVG TIME OF POSSESSION	32:50						27:09									
TOTAL POINTS	218						381									
AVERAGE PER GAME	18.2						31.8									

FIELD GOALS												
Player	18-29	30-39	40-49	50+	Total	Lg	Bk					
Culbertson	5	3-6	2-7	0-0	10-18	42	1					
PUNTING												
Player	No	Yds	Avg.	Lg	TD	FC	20	Bk				
Brandtner	69	2721	39.4	62	7	17	19	0				
PUNT RETURNS												
Player	No	Yds	Avg.	TD	Lg							
Williams	7	48	6.9	0	14							
Sandwig	3	-9	-3.0	0	0							
Blythe	2	0	0.0	0	0							
KICKOFF RETURNS												
Player	No	Yds	Avg.	TD	Lg							
Moses	15	325	21.7	0	43							
Sumrall	11	216	19.6	0	62							
Bell	9	142	15.8	0	23							
Williams	3	32	10.7	0	20							
Bass	2	22	11.0	0	14							
Robinson	2	22	11.0	0	14							
Frere	2	22	11.0	0	14							
Schmidgall	2	22	11.0	0	14							
McDowell	2	22	11.0	0	14							
Catlett	2	22	11.0	0	14							
Smith	2	22	11.0	0	14							
Howe	2	22	11.0	0	14							
INTERCEPTIONS												
Player	No	Yds	Avg.	TD	Lg							
Singleton	4	37	9.2	1	21							
Smith	2	44	22.0	0	29							
Bowen	1	0	0.0	0	0							
McDowell	1	25	25.0	1	25							
Banks	1	8	8.0	0	8							
Bell	1	26	26.0	0	26							
TOTAL OFFENSE LEADERS												
Player	G	Plays	Rush	Pass	Tot	Avg.						
Meyer	12	477	292	2151	2443	203.6						
Robinson	11	118	465	0	465	42.3						
Bass	9	123	462	0	462	51.3						
ALL PURPOSE LEADERS												
Player	G	Rush	Rec	PK	KR	IR	Tot	Avg.				
Blythe	12	0	779	0	0	0	779	64.9				
Sumrall	12	-3	434	0	948	0	779	64.9				
Robinson	11	465	167	0	16	0	648	58.9				
DEFENSIVE LEADERS												
Player	G	Solo	Asst	Tot	TFL	Sack	FRFFBk					
Bowen	12	67	32	99	125	51	2-18	15				
Banks	12	50	30	80	9-32	-	0					
Smith, Ja.	12	55	24	79	45	9	10-3	2				
Smith, Je.	12	36	43	79	35	11	10-7	2				



2008 (2-10, 0-8 BIG 12, 6TH NORTH)

Date	Team	Result	Att.	AP	Rushing				Passing				Total Off.	
					FD	Att	Yds	TD	A-C-I	Yds	TD	Plays	Yds	
A28	Iowa State	W, 44-17	46,617		20	42	229	2	19-13-0	159	2	61	388	
	SOUTH DAKOTA STATE					18	25	180	2	37-23-5	170	0	62	350
S6	Iowa State	W, 48-28	49,805		14	45	160	4	21-15-0	214	2	66	374	
	KENT STATE					20	43	243	1	24-11-0	167	3	67	410
S13	Iowa State	L, 5-17	70,585		18	27	73	0	40-24-3	252	0	67	325	
	at Iowa					11	31	122	1	19-9-2	122	0	50	244
S20	Iowa State	L, 31-34	25,567		14	35	151	2	28-13-0	155	2	63	306	
	at UNLV					23	42	209	2	22-16-0	245	3	64	454
O4	Iowa State	L, 33-35	47,847		20	31	97	1	46-27-1	268	3	77	365	
	KANSAS*					16	19	39	1	26-18-1	319	3	65	436
O11	Iowa State	L, 10-38	30,548		16	18	81	0	41-21-1	176	1	59	257	
	at Baylor*					27	50	201	2	26-22-2	288	2	76	435
O18	Iowa State	L, 7-35	48,794		11	25	105	1	29-16-0	113	0	54	218	
	NEBRASKA*					29	41	220	4	37-27-0	328	1	78	584
O25	Iowa State	L, 35-49	45,495		34	39	173	3	46-28-0	401	1	85	574	
	TEXAS A&M*					27	35	128	3	39-31-0	381	4	74	509
N1	Iowa State	L, 17-59	46,718		17	38	122	1	35-20-2	240	1	73	362	
	at Oklahoma State*					9	28	36	2	29-20-1	419	5	65	682
N8	Iowa State	L, 24-28	46,440		22	44	188	3	29-16-0	215	0	73	403	
	at Colorado*					21	32	148	0	41-24-1	274	4	73	422
N15	Iowa State	L, 20-52	46,013		25	23	118	0	54-36-2	326	2	77	444	
	MISSOURI*					12	24	25	1	40-32-1	328	2	65	479
N22	Iowa State	L, 30-38	41,266		30	36	164	1	50-32-2	462	3	86	626	
	at Kansas State*					22	37	172	1	31-17-0	279	4	68	451

Head Coach: Gene Chizik **Captains:** R.J. Sumrall, Kurtis Taylor, Jason Scales, Brandon Hunley
Offense - QB Austen Arnaud, WR Darius Darks, WR Houston Jones, WR R.J. Sumrall, TE Derrick Catlett, RB Alexander Robinson, OL Scott Dedrick, OL Alex Alvarez, OL Ben Lamark, OL Kelechi Osemele OL Reggie Stephens
Defense - DE Rashawn Parker, DT Michael Tate, NG Nate Frere, DE Kurtis Taylor, LB Cameron Bell, LB Jesse Smith, LB Fred Garrin, S Brandon Hunley, S James Smith, CB Chris Singleton, CB Leonard Johnson
Specialists - PK Grant Mahoney, P Mike Brandtner, HO Derec Schmidgall, DS Dakota Zimmerman, PR Devin McDowell, KR Leonard Johnson

BY QUARTERS	1	2	3	4	OT	Total
Iowa State	69	63	64	105	3	304
Opponents	73	129	99	123	6	430

TEAM STATISTICS	Iowa State	Opponents
FIRST DOWNS	241	270
Rushing	87	116
Passing	136	140
Penalty	18	14
RUSHING YARDAGE	1661	2114
Yards Gained	1884	2349
Yards Lost	223	235
Rushing Attempts	403	438
Average Per Rush	4.1	4.8
Average Per Game	138.4	176.2
Rushing TD	18	25
PASSING YARDAGE	2981	3320
Attempts	438	371
Completions	261	250
Interceptions	11	11
Average Per Attempt	6.8	8.9
Average Per Comp.	11.4	13.3
Average Per Game	248.4	276.7
Passing TD	17	31
TOTAL OFFENSE	4642	5434
Total Plays	841	809
Average Per Play	5.5	6.7
Average Per Game	386.8	452.8
KICKOFF RETURNS	59-1428	53-1113
Average	24.2	21.0
PUNT RETURNS	16-148	14-168
Average	9.2	12.0
INTERCEPTION RETURNS	11-208	11-142
Average	9.2	12.9
FUMBLE-LOST	18-11	30-15
PENALTIES-YARDS	77-689	58-472
Average Per Game	37.4	39.3
PUNTS-YARDS	51-2124	39-1572
Average Per Punt	41.6	40.3
TIME OF POSSESSION	30:46	29:14
THIRD DOWN CONV	67-176	76-149
Conversion Rate	38%	51%
FOURTH DOWN CONV	10-20	12-16
Conversion Rate	50%	75%
SACKS BY-YARDS	17-111	19-111
TOUCHDOWNS	36	59
Rushing	18	25
Passing	17	31
Return	1	3
PAT Kicks	33-33	54-55
2-point Attempts	2	3
Field Goals	17-25	6-10
Safeties	1	0
TOTAL POINTS	304	430
Average Per Game	25.3	35.8

RUSHING									
Player	G	Att	Gain	Loss	Net	Avg	TD	Lg	Gm
Arnaud	11	153	734	31	703	4.6	6	67	63.9
Robinson	12	109	511	110	401	3.7	5	26	33.4
Scales	12	60	199	14	185	3.1	5	15	15.4
Bates	11	24	192	26	166	6.9	0	56	15.1
Bass	6	42	151	21	130	3.1	1	17	21.7
Harris	8	8	79	1	78	9.8	1	68	9.8
O'Connell	12	0	0	0	0	0	0	0	0.9
Darks	12	1	0	0	0	0	0	0	5.4
Thompson	1	2	0	0	2	2.0	0	2	2.0
Johnson	12	1	0	1	-1	-1.0	0	0	-0.1
TEAM	8	3	0	7	-7	-2.3	0	0	-0.9
Hamilton	12	1	0	12	-12	-12.0	0	0	-1.0

PASSING										
Player	G	Att	Comp	Int	Eff	Pct	Yds	TD	Lg	Gm
Arnaud	12	401	247	10	127.4	61.6	2792	15	54	23.7
Bates	11	24	11	1	112.9	45.8	137	2	17	12.5
TEAM	8	9	0	0	-	.000	0	0	0	0.0
Darks	12	1	1	0	-	1.00	13	0	13	1.1
Hamilton	12	1	1	0	-	1.00	17	0	17	1.4
Brandtner	10	1	1	0	-	1.00	22	0	22	2.2

RECEIVING									
Player	G	Rec	Yds	Avg	TD	Lg	Gm		
Sumrall	12	57	750	13.2	7	49	62.5		
Darks	12	49	477	9.7	1	54	39.8		
Harris	12	32	384	12.0	0	37	32.0		
Johnson	12	26	301	11.6	3	37	25.1		
Catlett	12	20	230	11.5	0	33	19.2		
Johnson	12	18	188	10.4	3	24	15.7		
Robinson	11	17	160	9.4	0	30	14.5		
Franklin	12	15	258	17.2	2	53	21.5		
Scales	12	8	58	7.2	0	18	4.8		
Zitek	7	7	68	9.7	0	19	9.7		
Bass	6	4	21	5.2	0	10	3.5		
Bykowski	10	3	21	7.0	0	10	2.1		
Neal	7	2	23	11.5	1	22	3.3		
Mansfield	11	1	22	22.0	0	22	2.0		
Arnaud	12	1	13	13.0	0	13	1.1		
Messiah	12	1	7	7.0	0	7	0.6		

SCORING									
Player	TD	FG	Kick	Rush	Pass	DXP	Saf	Pts	
Mahoney	0	17-25	33-33	0-0	0-0	0	0	84	
Sumrall	7	0-0	0-0	0-0	0-0	0	0	42	
Robinson	6	0-0	0-0	0-0	0-0	0	0	36	
Scales	5	0-0	0-0	0-0	0-0	0	0	30	
Arnaud	3	0-0	0-0	1-2	0-0	0	0	30	
Hamilton	3	0-0	0-0	0-0	0-0	0	0	18	
Johnson	2	0-0	0-0	0-0	0-0	0	0	18	
Franklin	1	0-0	0-0	0-0	0-0	0	0	12	
Darks	1	0-0	0-0	0-0	0-0	0	0	6	
Harris	1	0-0	0-0	0-0	0-0	0	0	6	
Neal	1	0-0	0-0	0-0	0-0	0	0	6	
Bass	1	0-0	0-0	0-0	0-0	0	0	6	
Schmidgall	1	0-0	0-0	0-0	0-0	0	0	6	
TEAM	0	0-0	0-0	0-0	0-0	0	1	2	

FIELD GOALS									
Player	R	Att	30-39	40-49	50+	Total	Lg	Bk	
Mahoney	2-3	10-13	5-8	0-1	17-25	48	1		

PUNTING									
Player	No	Yds	Avg	Lg	FB	FC	120	Bk	
Brandtner	51	2124	41.6	69	7	15	19	0	

PUNT RETURNS									
Player	No	Yds	Avg	TD	Lg				
O'Connell	9	77	8.6	0	21				
McDowell	5	35	7.0	0	17				
Jones	1	4	4.0	0	0				
Scales	1	32	32.0	0	0				

KICKOFF RETURNS									
Player	No	Yds	Avg	TD	Lg				
Johnson	41	1081	26.4	0	73				
Sumrall	7	140	20.0	0	34				
Bell	4	91	22.8	0	24				
Catlett	4	38	9.5	0	14				
McDowell	2	64	32.0	0	33				
Frere	1	14	14.0	0	14				

INTERCEPTIONS									
Player	No	Yds	Avg	TD	Lg				
Bibbs	2	53	26.5	0	53				
Johnson	2	3	1.5	0	3				
Garrin	2	3	1.5	0	3				
McDowell	1	3	3.0	0	3				
Taylor	1	48	48.0	0	48				
Schmidgall	1	37	37.0	0	37				
Alburts	1	61	61.0	0	61				
Bell	1	0	0.0	0	0				

TOTAL OFFENSE LEADERS									
Player	G	Plays	Rush	Pass	Tot	Avg			
Arnaud	12	510	401	2792	3193	266.1			
Robinson	11	154	703	0	703	63.9			
Banks	11	48	166	137	303	27.5			

ALL PURPOSE LEADERS									
Player	G	Rush	Rec	PR	KR	IR	Tot	Avg	
Johnson	12	0	0	01081	3	1084	90.3		
Sumrall	12	0	750	0	140	0	890	74.2	
Robinson	11	703	160	0	0	0	863	78.5	

DEFENSIVE LEADERS									
Player	G	Solo	Asst	Tot	TFL	Sack	FR	FF	Bk
Smith, Ja.	11	58	27	85	1-1	-	1	1</	

2009 (7-6, 3-5 BIG 12, 4TH NORTH)

Date	Team	Result	Att.	AP	Rushing			Passing			Total Off.		
					Att	Yds	TD	A-C-I	Yds	TD	Plays	Yds	
S3	Iowa State	W, 34-17	48,831	-	26	40	204	2	31-17-0	238	2	71	442
NORTH DAKOTA STATE													
S12	Iowa State	L, 3-35	52,089	-	15	34	190	0	31-13-5	113	0	65	303
IOWA													
S19	Iowa State	W, 34-14	15,808	-	16	42	234	3	28-16-1	170	1	70	404
at Kent State													
S26	Iowa State	W, 31-10	50,532	-	18	44	203	3	19-10-0	173	1	64	376
ARMY													
O3	Iowa State	L, 23-24	40,851	-	20	41	207	1	27-13-0	164	2	68	371
vs. Kansas State^*													
O10	Iowa State	L, 36-41	48,203	-	26	43	219	3	41-25-0	293	2	84	512
at Kansas*													
O17	Iowa State	W, 24-10	42,253	-	27	46	240	2	49-37-1	442	4	80	551
BAYLOR*													
O24	Iowa State	W, 9-7	85,938	-	11	48	137	0	19-9-0	102	1	67	239
at Nebraska*													
O31	Iowa State	L, 10-35	72,530	-	19	34	169	1	27-18-2	155	0	61	324
at Texas A&M*													
N7	Iowa State	L, 8-34	40,540	-	13	26	54	0	28-14-3	188	1	54	242
OKLAHOMA STATE*													
N14	Iowa State	W, 17-10	43,208	-	19	46	194	0	26-12-1	116	2	72	310
COLORADO*													
N21	Iowa State	L, 24-34	55,573	-	20	28	77	1	41-29-2	259	2	69	336
at Missouri*													
D31	Iowa State	W, 14-13	45,090	-	22	44	212	1	26-19-2	216	1	70	428
vs. Minnesota\$													

^ - at Arrowhead Stadium in Kansas City, Mo.

\$ - Insight Bowl at Tempe, Ariz.

Head Coach: Paul Rhoads **Captains:** Austen Arnaud, Nate Frere, Reggie Stephens, James Smith, Derec Schmidgall

Offense - QB Austen Arnaud, WR Marquis Hamilton, WR Jake Williams, WR Darius Darks, TE Derrick Catlett,

RB Alexander Robinson, OL Alex Alvarez, OL Scott Houghton, OL Ben Lamaak, OL Kelechi Osemele, OL Reggie Stephens,

Defense - DE Patrick Neal, DT Bailey Johnson, DE Nate Frere, DE Christopher Lyle, LB Josh Raven, LB Jesse Smith,

LB Fred Garrin, S David Sims, S James Smith, CB Ter'Ran Benton, CB Leonard Zimmerman

Specialists - PK Grant Mahoney, P Mike Brandtner, HO Derec Schmidgall, DS Dakota Jonnimmerman, PR Josh Lenz, KR David Sims

BY QUARTERS	1	2	3	4	OT	Total
Iowa State	53	100	73	41	0	267
Opponents	73	58	66	87	0	284
TEAM STATISTICS						
	Iowa State	Opponents				
FIRST DOWNS	252	286				
Rushing	122	122				
Passing	120	148				
Penalty	10	16				
RUSHING YARDAGE	2340	2177				
Yards Gained	2535	2377				
Yards Lost	195	223				
Rushing Attempts	516	495				
Average Per Rush	4.5	4.4				
Average Per Game	180.0	165.7				
Rushing TD	17	13				
PASSING YARDAGE	2401	3254				
Attempts	380	434				
Completions	220	269				
Interceptions	17	15				
Average Per Attempt	6.3	7.5				
Average Per Comp.	10.9	12.1				
Average Per Game	184.7	250.2				
Passing TD	18	23				
TOTAL OFFENSE	4741	5406				
Total Plays	896	929				
Average Per Play	5.3	5.8				
Average Per Game	364.7	415.8				
KICKOFF RETURNS	2401	54-978				
Average	21.4	18.1				
PUNT RETURNS	27-164	16-35				
Average	6.1	2.2				
INTERCEPTION RETURNS	15-133	17-140				
Average	8.9	8.2				
FUMBLES-LOST	19-11	32-17				
PENALTIES-YARDS	71-648	66-540				
Average Per Game	49.8	41.5				
PUNTS-YARDS	67-2701	64-2505				
Average Per Punt	40.3	39.1				
Net Punt Average	38.3	35.6				
TIME OF POSSESSION	28:17	31:43				
THIRD DOWN CONV	79-191	65-173				
Conversion Rate	41%	38%				
FOURTH DOWN CONV	7-12	16-19				
Conversion Rate	58%	68%				
SACKS BY-YARDS	16-96	16-102				
MISC YARDS	0	34				
TOUCHDOWNS	33	36				
Rushing	17	13				
Passing	16	23				
Return	0	0				
PAT Kicks	26-30	35-36				
2-point Attempts	3	0				
Field Goals	13-20	11-15				
Safeties	0	0				
TOTAL POINTS	267	284				
Average Per Game	20.5	21.8				

RUSHING												
Player	G	Att	Gain	Loss	Net	Avg.	TD	Lg	Yds	TD	Gm	
Robinson	12	232	1232	37	1195	5.2	6	68	99.6			
Arnaud	12	147	666	105	561	3.8	8	22	46.8			
Schwartz	8	71	274	10	264	3.7	0	23	33.0			
Tiller	7	44	245	29	216	4.4	2	20	30.9			
Williams	2	2	50	0	50	25.0	0	24	25.0			
Brandtner	13	1	20	0	20	20.0	0	20	1.5			
Darks	13	2	17	0	17	8.5	0	14	13			
Houghton	13	1	12	0	12	12.0	1	12	0.9			
Blankenship	7	4	11	0	11	2.8	0	5	1.6			
Lenz	13	1	8	0	8	8.0	0	8	0.6			
Schmidgall	1	0	0	0	0	0.0	0	0	0.0			
TEAM	7	10	0	14	-14	-1.4	0	0	-2.0			
PASSING												
Player	G	Att	Comp	Int	Eff.	Pct.	Yds	TD	Lg	Gm		
Arnaud	12	303	178	13	127	58.7	2015	14	54	16.8		
Tiller	7	73	41	4	113	56.2	376	1	47	53.7		
TEAM	7	1	0	0	-0.0	0	0	0	0	0.0		
Schmidgall	13	1	0	0	-0.0	0	0	0	0	0.0		
Reynolds	4	1	0	0	-0.0	0	0	0	0	0.0		
Robinson	12	1	0	0	-1.0	-1.0	0	1	0	0.8		
RECEIVING												
Player	G	Rec	Yds	Avg.	TD	Lg	Gm					
Hamilton	13	50	606	12.1	4	42	46.6					
Williams	13	36	403	11.2	5	47	31.0					
Catlett	13	29	301	10.4	2	27	23.2					
Darks	13	28	303	10.8	2	45	23.3					
Lenz	13	20	186	9.3	0	22	14.3					
Franklin	13	18	192	10.7	0	23	14.8					
Robinson	12	17	261	15.4	3	54	21.8					
Reynolds	4	13	72	5.5	0	18	18.0					
Johnson	12	7	36	5.1	0	17	3.0					
Schwartz	8	1	30	30.0	0	30	3.8					
Zitek	13	1	11	11.0	0	11	0.8					
SCORING												
Player	TD	FG	Kick	Rush	Pass	DXP	Saf	Pts				
Mahoney	0	13	20	0	0	0	0	65				
Robinson	9	0	0	0	0	0	0	54				
Arnaud	8	0	0	0	0	2	3	0				
Williams	5	0	0	0	0	0	0	32				
Hamilton	4	0	0	0	0	0	0	26				
Darks	2	0	0	0	0	0	0	12				
Catlett	2	0	0	0	0	0	0	12				
Tiller	2	0	0	0	0	0	0	12				
Houghton	1	0	0	0	0	0	0	6				

FIELD GOALS												
Player	18-29	30-39	40-49	50+	Total	Lg	Blk					
Mahoney	3-3	5-7	2-5	3-5	13	20	1					
PUNTING												
Player	No	Yds	Avg.	Lg	TD	FC	10	Bk				
Brandtner	66	2690	40.8	64	5	23	24	0				
Arnaud	1	11	11.0	11	0	0	0	0				
PUNT RETURNS												
Player	No	Yds	Avg.	TD	Lg							
Lenz	20	96	4.8	0	44							
Sims	3	34	11.3	0	15							
O'Connell	2	12	6.0	0	6							
Sandvig	1	10	10.0	0	0							
Zitek	1	12	12.0	0	12							
KICKOFF RETURNS												
Player	No	Yds	Avg.	TD	Lg							
Sims	22	514	23.4	0	60							
Johnson	17	347	20.4	0	35							
Lenz	8	226	28.2	0	56							
Mansfield	5	28	5.6	0	9							
INTERCEPTIONS												
Player	No	Yds	Avg.	TD	Lg							
Sims	5	79	15.8	0	41							
Johnson	2	0	0.0	0	0							
Smith	2	2	1.0	0	2							
Garrin	2	27	13.5	0	21							
Banks	1	-2	-2.0	0	0							
Smith	1	0	0.0	0	0							
Frere	1	16	16.0	0	16							
O'Connell	1	11	11.0	0	11							
TOTAL OFFENSE LEADERS												
Player	G	Plays	Rush	Pass	Tot	Avg.						
Arnaud	12	450	561	2015	2576	214.7						
Robinson	12	233	1195	10	1205	100.4						
Tiller	7	117	216	376	592	84.6						
ALL PURPOSE LEADERS												
Player	G	Rush	Rec	PR	KR	IR	Tot	Avg.				
Robinson	12	1195	261	0	0	0	1456	121				
Sims	13	0	0	34	514	79	627	48.2				
Hamilton	13	0	606	0	0	0	606	46.6				
DEFENSIVE LEADERS												
Player	G	Solo	Asst	Tot	TFL	Sack	FRFFBlk					
Smith, Je.	13	71	64	135	5-8	-	1-1					
Smith, Ja.	13	53	39	92	5-1	-	2-2					
Garrin	13	52	37	89	5-7	1-11	1-1					
Sims	13	44	44	88	3.5-8	1-6	- 2 -					



2010 (5-7, 3-5 BIG 12, T3RD NORTH)

Date	Team	Result	Att.	AP	FD	Rushing			Passing			Total Off.		
						Att	Yds	TD	A-C-I	Yds	TD	Plays	Yds	
S2	Iowa State	W, 27-10	43,116	-	25	37	138	3	36-27-2	265	0	73	403	
NORTHERN ILLINOIS														
S11	Iowa State	L, 7-35	70,585	-	15	25	78	0	44-20-3	197	1	69	275	
		at Iowa			9	20	50	275	3	20-11-0	204	2	70	479
S18	Iowa State	L, 20-27	38,468	-	20	40	171	0	28-15-0	122	1	68	293	
		vs. Kansas State [^] *			-	24	50	262	3	12-6-1	104	0	62	366
S25	Iowa State	W, 27-0	48,874	-	15	35	117	1	24-12-0	93	0	59	210	
NORTHERN IOWA														
O2	Iowa State	W, 52-38	43,162	-	22	50	251	2	28-20-0	190	4	78	441	
		TEXAS TECH*			-	28	25	131	0	62-42-1	377	5	87	508
O9	Iowa State	L, 27-68	43,195	-	19	32	170	2	31-13-2	178	2	63	348	
		UTAH			10	28	43	239	4	36-26-1	354	3	79	593
O16	Iowa State	L, 0-52	84,024	-	10	33	59	0	27-15-0	124	0	60	183	
		at Oklahoma*			6	37	56	325	4	38-32-0	347	3	94	672
O23	Iowa State	W, 28-21	100,142	-	16	45	199	2	23-11-1	136	2	68	335	
		at Texas*			22	25	29	96	0	57-34-3	344	2	86	440
O30	Iowa State	W, 28-16	46,485	-	21	40	232	3	26-16-0	168	0	66	400	
		KANSAS*			-	20	42	119	0	33-22-1	149	1	75	268
N6	Iowa State	L, 30-31	51,159	-	24	48	157	1	32-21-2	203	3	80	360	
		NEBRASKA*			9	15	52	235	3	12-7-0	79	0	64	314
N13	Iowa State	L, 14-34	42,722	-	16	26	(-6)	1	42-27-0	235	1	68	229	
		at Colorado*			-	18	45	118	0	24-16-0	266	3	69	384
N20	Iowa State	L, 0-14	41,776	-	17	44	152	0	32-14-0	180	0	76	332	
		MISSOURI*			15	17	41	134	1	26-16-0	172	1	67	306

Head Coach: Paul Rhoads **Captains:** Austen Arnaud, Rashawn Parker, Michael O'Connell, Alexander Robinson

Offense - QB Austen Arnaud, WR Darius Reynolds, WR Jake Williams, WR Darius Darks, TE Collin Franklin, RB Alexander Robinson, OL Alex Alvarez, OL Brayden Burris, OL Ben Lamaak, OL Kelechi Osemele, OL Hayworth Hicks

Defense - DE Jake Lattimer, DT Bailey Johnson, NG Stephen Ruempolhamer, DE Rashawn Parker, LB A.J. Klein, LB Jake Knott, LB Matt Morton, S David Sims, S Michael O'Connell, CB Ter'ran Benton, CB Leonard Johnson

Specialists - PK Grant Mahoney, P Kirby Van Der Kamp, HO Daniel Kuehl, DS Dakota Zimmerman, PR Josh Lenz, KR Leonard Johnson

BY QUARTERS	1	2	3	4	OT	Total
Iowa State	31	82	58	83	6	260
Opponents	46	121	88	84	7	346
TEAM STATISTICS						
		Iowa State	Opponents			
FIRST DOWNS						
Rushing	95	130				
Passing	105	121				
Penalty	20	12				
RUSHING YARDAGE						
Yards Gained	2042	2421				
Yards Lost	324	185				
Rushing Attempts	455	512				
Average Per Rush	3.8	4.4				
Average Per Game	143.2	186.3				
Rushing TD	15	19				
PASSING YARDAGE						
Attempts	373	372				
Completions	211	238				
Interceptions	10	13				
Average Per Attempt	5.6	7.2				
Average Per Comp.	9.9	11.2				
Average Per Game	174.2	221.9				
Passing TD	14	20				
TOTAL OFFENSE						
Total Plays	828	884				
Average Per Play	4.6	5.5				
Average Per Game	317.4	408.2				
KICKOFF RETURNS						
Average	54-1185	36-970				
PUNT RETURNS	15-144	19-234				
Average	9.6	12.3				
INTERCEPTION RETURNS						
Average	13-231	10-191				
FUMBLES-LOST	17.8	19.1				
PENALTIES-YARDS	17-616	23-110				
Average Per Game	51.3	46.1				
PUNTS-YARDS						
Average Per Punt	64-2818	55-2286				
TIME OF POSSESSION	44.0	41.6				
THIRD DOWN CONV	28:33	31:27				
Conversion Rate	68-181	76-177				
FOURTH DOWN CONV	38.23	43%				
Conversion Rate	9-23	13-19				
SACKS BY-YARDS	39%	68%				
TOUCHDOWNS	11-76	33-191				
Rushing	34	42				
Passing	15	19				
Return	14	20				
PAT Kicks	5	3				
2-point Attempts	32-33	41-41				
Field Goals	1	1				
Safeties	8-17	17-23				
TOTAL POINTS	0	0				
Average Per Game	260	346				
	21.7	28.8				

FIELD GOALS													
Player	18-29	30-39	40-49	50+	Total	Lg	Blk						
Mahoney	1-2	3-4	3-6	1-5	8-17	57	0						
PUNTING													
Player	No	Yds	Avg	Lg	TB	FC	120	Blk					
VanDerKamp	60	2710	45.2	74	6	7	22	0					
Arnaud	2	52	26.0	28	0	0	0	0					
Tiller	1	38	38.0	38	1	0	0	0					
Kuehl	1	18	18.0	18	0	0	0	0					
PUNT RETURNS													
Player	No	Yds	Avg	TD	Lg								
Lenz	14	145	10.4	1	62								
Sims	1	-1	-1.0	0	0								
KICKOFF RETURNS													
Player	No	Yds	Avg	TD	Lg								
Johnson	25	585	23.4	0	62								
Sims	16	372	23.2	0	38								
Lenz	6	125	20.8	0	42								
Reynolds	2	36	18.0	0	20								
Mansfield	1	7	7.0	0	7								
Kaufman	1	9	9.0	0	9								
Woody	1	9	9.0	0	9								
Hamlin	1	0	0.0	0	0								
Reeves	1	42	42.0	1	42								
INTERCEPTIONS													
Player	No	Yds	Avg	TD	Lg								
Knott	4	26	6.5	0	10								
Klein	3	100	33.3	2	69								
Reeves	2	94	47.0	1	94								
Johnson	1	0	0.0	0	0								
Sandvig	1	11	11.0	0	11								
O'Connell	1	0	0.0	0	0								
Sims	1	0	0.0	0	0								
TOTAL OFFENSE LEADERS													
Player	G	Plays	Rush	Pass	Tot	Avg							
Arnaud	11	393	287	1703	1990	180.9							
Robinson	12	202	946	0	946	78.1							
Tiller	8	124	66	363	429	53.6							
ALL PURPOSE LEADERS													
Player	G	Rush	Rec	PR	KR	IR	Tot	Avg					
Robinson	12	946	201	0	0	0	1147	95.6					
Johnson	13	218	14	0	585	0	817	68.1					
Franklin	13	0	530	0	0	0	530	44.2					
DEFENSIVE LEADERS													
Player	G	Solo	Asst	Tot	TFL	Sack	FR	FF	Blk				
Knott	12	69	61	130	6-15	1-6	1	4	-				
Klein	12	47	64	111	8-16	-	-	-	-				
Sims	12	55	41	96	1-1	-	-	3	-				



2011 (6-7, 3-6 BIG 12, 8TH)

Date	Team	Result	Att.	AP	Rushing				Passing			Total Off.
					FD	Att	Yds	TD	A-C-I	Yds	TD	
S3	Iowa State	W, 20-19	54,672	-	20	39	141	2	40-18-3	187	1	79 328
	NORTHERN IOWA			-	21	42	204	1	32-15-0	181	1	74 385
S10	Iowa State	W, 44-41	56,085	-	26	52	194	2	38-25-0	279	4	90 473
	IOWA	3OT		-	18	43	158	2	29-16-0	207	2	72 365
S16	Iowa State	W, 24-20	37,195	-	12	34	101	1	30-19-3	240	2	64 341
	at Connecticut			-	20	42	112	1	36-15-1	231	1	78 343
O1	Iowa State	L, 14-37	56,390	-	26	38	129	1	51-28-1	251	1	89 380
	TEXAS*			17	19	40	145	1	24-14-0	255	2	64 400
O8	Iowa State	L, 26-49	35,625	-	17	33	181	1	35-17-1	244	3	68 425
	at Baylor*			25	37	67	395	5	30-22-0	212	1	97 607
O15	Iowa State	L, 17-52	71,004	-	17	36	157	1	40-20-1	186	0	76 343
	at Missouri*			-	33	58	294	4	29-20-2	289	3	87 583
O22	Iowa State	L, 17-33	51,131	-	17	33	125	2	40-16-1	180	0	73 305
	TEXAS A&M*			17	30	47	247	1	43-24-0	263	2	90 510
O29	Iowa State	W, 41-7	59,260	-	24	67	368	4	26-14-0	144	1	93 512
	at Texas Tech*			19	15	26	99	1	38-18-2	191	0	64 290
N5	Iowa State	W, 13-10	51,575	-	25	49	251	1	30-16-1	175	0	79 426
	KANSAS*			-	17	39	174	1	22-13-0	127	0	61 301
N18	Iowa State	W, 37-31	52,027	-	33	41	192	2	60-31-2	376	3	101 568
	OKLAHOMA STATE*	2OT		2	24	18	60	0	58-42-3	476	3	76 536
N26	Iowa State	L, 6-26	84,326	-	13	36	120	0	28-13-1	125	1	64 245
	at Oklahoma*			12	25	45	253	2	45-22-3	256	0	90 509
D3	Iowa State	L, 23-30	47,392	-	24	51	215	2	27-15-1	153	1	78 368
	at Kansas State*			16	20	45	201	2	15-7-0	158	1	60 359
D30	Iowa State	L, 13-27	38,328	-	19	29	91	1	39-17-2	220	0	68 311
	vs. Rutgers^			-	17	42	173	2	24-13-0	196	1	66 369

^ - Pinstripe Bowl at New York, N.Y.

Head Coach: Paul Rhoads **Captains:** Ter'Ron Benton, Darius Darks, Jake Knott, Kelechi Osemele, Stephen Ruempolhamer
Offense - QB: Steele Jantz, WR Darius Reynolds, WR Josh Lenz, WR Darius Darks, TE Kurt Hamerschmidt, RB James White, OL Ethan Tuitue'le, OL Brayden Burris, OL Tom Farniok, OL Kelechi Osemele, OL Hayworth Hicks

Defense - DE: Jake Lattimer, DT Stephen Ruempolhamer, NG Jake McDonough, DE Patrick Neal, LB A.J. Klein, LB Jake Knott, LB Matt Tau'ofou, S Jacques Washington, S Ter'Ron Benton, CB Jeremy Reeves, CB Leonard Johnson

Specialists - PK: Grant Mahoney, P Kirby Van Der Kamp, HO Brett Bueker, DS Dakota Zimmerman, PR Josh Lenz, KR Jarvis West

BY QUARTERS	1	2	3	4	OT	Total
Iowa State	66	55	57	84	33	295
Opponents	81	139	67	71	24	382
TEAM STATISTICS	Iowa State		Opponents			
FIRST DOWNS	273		296			
Rushing	124		145			
Passing	127		134			
Penalty	22		17			
RUSHING YARDAGE	2265		2517			
Yards Gained	2628		2767			
Yards Lost	363		252			
Rushing Attempts	538		554			
Average Per Rush	4.2		4.5			
Average Per Game	174.2		193.5			
Rushing TD	20		23			
PASSING YARDAGE	2760		3042			
Attempts	484		425			
Completions	249		241			
Interceptions	17		11			
Average Per Attempt	5.7		7.2			
Average Per Comp.	11.1		12.6			
Average Per Game	212.3		234.0			
Passing TD	17		17			
TOTAL OFFENSE	5025		5557			
Total Plays	1022		979			
Average Per Play	4.9		5.7			
Average Per Game	386.5		427.5			
KICKOFF RETURNS	65-1552		45-917			
Average	23.9		20.4			
PUNT RETURNS	16-121		24-157			
Average	7.6		6.5			
INTERCEPTION RETURNS	11-184		17-260			
Average	16.7		15.3			
FUMBLE-LOST	31-18		22-13			
PENALTIES-YARDS	88-680		71-519			
Average Per Game	52.3		44.5			
PUNTS-YARDS	69-2908		63-2675			
Average Per Punt	42.1		42.5			
Net Punt Average	37.0		38.6			
TIME OF POSSESSION	29:13		30:47			
THIRD DOWN CONV	89-221		70-192			
Conversion Rate	40%		36%			
FOURTH DOWN CONV	16-29		6-13			
Conversion Rate	55%		46%			
SACKS BY-YARDS	17-98		27-149			
MISC YARDS	-48		0			
TOUCHDOWNS	38		43			
Rushing	20		23			
Passing	17		17			
Return	1		3			
PAT Kicks	31-35		41-41			
2-point Attempts	12-20		27-36			
Field Goals	0		0			
Safeties	0		0			
TOTAL POINTS	295		382			
Average Per Game	22.7		29.4			

FIELD GOALS												
Player 18-29 30-39 40-49 50+ Total Lg Blk												
Mahoney 0-0 0-0 0-1 1-3 1-4 54 0												
Guyer 3-4 2-4 6-7 0-1 1-16 46 1												
PUNTING												
Player No Yds Avg Lg TB FC 20 Blk												
Van Der Kamp 68 2710 42.7 67 10 11 21 1												
TEAM 1 7 7.0 7 0 0 0 0												
PUNT RETURNS												
Player No Yds Avg TD Lg												
Lenz 12 68 5.7 0 21												
Horne 4 53 13.2 0 20												
KICKOFF RETURNS												
Player No Yds Avg TD Lg												
Lenz 24 525 21.9 0 51												
West 22 571 26.0 0 51												
Horne 11 283 25.7 0 44												
Johnson 6 157 26.2 0 40												
Miller 1 4 4.0 0 0												
Branderhorst 1 12 12.0 0 12												
INTERCEPTIONS												
Player No Yds Avg TD Lg												
Benton 3 38 12.7 0 40												
Reeves 2 61 30.5 0 33												
Knott 2 0 0.0 0 0												
Ruempolhamer 1 2 2.0 0 2												
Klein 1 78 78.0 1 78												
Washington 1 2 2.0 0 2												
Johnson 1 3 3.0 0 3												
TOTAL OFFENSE LEADERS												
Player G Plays Rush Pass Tot Avg												
Jantz 9 343 216 1519 1735 192.8												
Barnett 9 324 437 1201 1638 182.0												
White 13 159 743 0 743 57.2												
ALL PURPOSE LEADERS												
Player G Rush Rec PR KR IR Tot Avg												
Lenz 12 -8 510 68 525 0 1095 95.6												
White 13 743 165 0 0 0 908 68.1												
Horne 13 18 431 53 283 0 785 44.2												
DEFENSIVE LEADERS												
Player G Solo Ast Tot TFL Sack FRFFBlk												
Klein 13 66 50 116 75-15 2-9 - - -												
Knott 13 74 41 115 4-5 - 1-4 - -												
Washington 13 62 28 90 1-10 1-10 1 1 -												



2012 (6-7, 3-6 BIG 12, 9TH)

Date	Team	Result	Att.	AP	FD	Rushing			Passing			Total Off.		
						Att	Yds	TD	A-C-I	Yds	TD	Plays	Yds	
S1	Iowa State TULSA	W, 38-23	54,931	-	28	45	160	3	45-32-1	281	2	90	441	
S8	Iowa State at Iowa	W, 9-6	70,585	-	19	41	101	0	36-24-2	241	1	77	342	
S15	Iowa State WESTERN ILLINOIS	W, 37-3	55,783	-	27	41	264	2	35-23-2	240	3	76	504	
S29	Iowa State TEXAS TECH*	L, 13-24	54,149	-	13	38	116	0	20-10-3	73	1	58	189	
O6	Iowa State at TCU*	W, 37-23	42,152	-	20	30	63	0	47-31-2	332	3	77	395	
O13	Iowa State KANSAS STATE*	L, 21-27	56,800	-	15	24	43	185	1	40-23-3	270	1	83	455
O20	Iowa State at Oklahoma State*	L, 10-31	57,019	-	16	22	101	0	48-23-1	240	1	70	341	
O27	Iowa State BAYLOR*	W, 35-21	54,877	-	28	42	210	3	47-32-0	415	1	89	625	
N3	Iowa State OKLAHOMA*	L, 20-35	56,585	-	19	24	99	2	40-20-1	191	0	61	290	
N10	Iowa State at Texas*	L, 7-33	100,018	-	15	31	144	0	45-32-2	405	4	85	593	
N17	Iowa State at Kansas*	W, 51-23	41,608	-	27	42	241	2	29-15-2	133	1	60	277	
N23	Iowa State WEST VIRGINIA*	L, 24-31	53,792	-	23	48	252	2	32-26-0	387	2	77	609	
D31	Iowa State vs. Tulsa^	L, 17-31	53,687	-	9	28	98	0	34-27-0	307	4	76	548	
				-	23	60	317	4	25-11-1	189	1	73	441	
				-	9	28	98	0	31-13-0	162	3	77	396	
				-	24	41	239	1	31-22-0	236	2	72	475	
				-	9	28	98	0	28-14-2	170	1	56	268	
				-	23	60	317	4	23-11-1	93	0	83	410	

^Liberty Bowl at Memphis, Tenn.

Head Coach: Paul Rhoads **Captains:** Brett Bueker, A.J. Klein, Jake Knott, Josh Lenz, James White

Offense - QB Steele Jantz, WR Aaron Horne, WR Josh Lenz, WR Chris Young, TE Ernst Brun, RB James White,

OL Carter Bykowski, OL Kyle Lichtenberg, OL Tom Farniok, OL Ethan Tuffee, OL Brayden Burris

Defense - DE Roosevelt Maggitt, DT Cleyon Laing, NG Jake McDonough, DE Willie Scott, LB A.J. Klein, LB Jake Knott,

LB Jeremiah George, S Jacques Washington, S Durrel Givens, CB Jeremy Reeves, CB Jensen Watson

Specialists - PK Edwin Arceo, P Kirby Van Der Kamp, HO Brett Bueker, DS Spencer Thornton, PR Aaron Horne, KR Jarvis West

BY QUARTERS	1	2	3	4	OT	Total
Iowa State	94	110	54	61	0	319
Opponents	74	99	58	80	0	311
TEAM STATISTICS						
		Iowa State	Opponents			
FIRST DOWNS	256	311				
Rushing	113	119				
Passing	123	156				
Penalty	20	20				
RUSHING YARDAGE	1951	2299				
Yards Gained	2201	2538				
Yards Lost	250	239				
Rushing Attempts	465	531				
Average Per Rush	4.2	4.3				
Rushing TD	150	176.8				
PASSING YARDAGE	2783	3449				
Attempts	458	475				
Completions	266	288				
Interceptions	17	14				
Average Per Attempt	6.1	7.3				
Average Per Comp.	10.5	12.0				
Average Per Game	214.1	265.3				
Passing TD	28	18				
TOTAL OFFENSE	4734	5557				
Total Plays	923	1006				
Average Per Play	5.1	5.7				
Average Per Game	364.2	442.2				
KICKOFF RETURNS	36-698	41-952				
Average	19.4	23.2				
PUNT RETURNS	10-121	17-129				
Average	12.1	7.6				
INTERCEPTION RETURNS	14-300	17-183				
Average	21.4	10.8				
FUMBLE-LOST	11-9	25-12				
PENALTIES-YARDS	63-552	83-711				
Average Per Game	42.5	54.7				
PUNTS-YARDS	63-552	70-2788				
Average Per Punt	41.0	39.8				
TIME OF POSSESSION	27:17	32:43				
THIRD DOWN CONV	76-198	85-210				
Conversion Rate	38%	40%				
FOURTH DOWN CONV	8-14	11-24				
Conversion Rate	57%	46%				
SACKS BY-YARDS	15-102	19-115				
TOUCHDOWNS	41	37				
Rushing	10	19				
Passing	28	18				
Return	3	0				
PAT Kicks	37-40	32-34				
2-point Attempts	1	3				
Field Goals	12-18	17-22				
Safeties	0	1				
TOTAL POINTS	319	311				
Average Per Game	24.5	23.9				

FIELD GOALS												
Player	18-29	30-39	40-49	50+	Total	Lg	Blk					
Arceo	2-2	2-4	6-8	2-4	12-18	51	0					
PUNTING												
Player	No	Yds	Avg	Lg	TD	FC	120	Blk				
VanDerKamp	77	3157	41.0	60	2	30	29	0				
PUNT RETURNS												
Player	No	Yds	Avg	TD	Lg							
Horne	12	68	5.7	0	21							
Lenz	4	53	13.2	0	20							
KICKOFF RETURNS												
Player	No	Yds	Avg	TD	Lg							
West	16	338	21.1	0	38							
Gary	10	245	24.5	0	41							
Lenz	2	36	18.0	0	19							
Miller	10	20	5.0	0	5							
Howard	1	14	14.0	0	14							
Morgan	1	4	4.0	0	4							
Nealy	1	15	15.0	0	15							
Shaefter	1	0	0.0	0	0							
Brun	1	15	15.0	0	15							
Horne	1	21	21.0	0	21							
INTERCEPTIONS												
Player	No	Yds	Avg	TD	Lg							
Washington	3	26	8.7	0	26							
Givens	3	50	16.7	0	47							
Broomfield	2	52	26.0	0	51							
Knott	2	34	17.0	0	34							
Reeves	1	31	31.0	1	31							
Klein	1	87	87.0	1	87							
Scott	1	0	0.0	0	0							
Irving	1	20	20.0	1	20							
TOTAL OFFENSE LEADERS												
Player	G	Plays	Rush	Pass	Tot	Avg						
Jantz	11	361	216	1603	1819	165.4						
SBRichardson4	120	233	541	774	193.5							
Barnett	7	138	130	624	754	107.7						
ALL PURPOSE LEADERS												
Player	G	Rush	PR	KR	IR	Tot	Avg					
West	13	26	290	0	338	0	654	50.3				
White	11	505	137	0	0	0	642	58.5				
Johnson	12	504	115	0	0	0	619	51.6				
DEFENSIVE LEADERS												
Player	G	Solo	Asst	TFL	Sack	FR	FF	Blk				
Klein	13	59	117	3.5	1-5	-	-	-				
Washington	13	53	37	9.0	2-4	-	-	-				
George	13	50	37	8.7	4-6	-	-	-				



2013 (3-9, 2-7 BIG 12, T7TH)

Date	Team	Result	Att.	AP	FD	Rushing			Passing			Total Off.		
						Att	Yds	TD	A-C-I	Yds	TD	Plays	Yds	
A31	Iowa State	L, 20-28	58,600	-	21	44	168	0	33-22-0	242	2	76	410	
NORTHERN IOWA														
S14	Iowa State	L, 21-27	58,600	-	14	24	59	0	39-22-2	260	3	63	319	
IOWA														
S26	Iowa State	W, 38-21	20,137	-	25	44	179	3	42-26-1	255	2	86	434	
at Tulsa														
O3	Iowa State	L, 30-31	52,762	-	21	50	201	1	27-16-1	262	2	77	463	
TEXAS*														
O12	Iowa State	L, 35-42	57,367	-	18	39	143	3	39-15-0	168	1	78	311	
at Texas Tech*														
O19	Iowa State	L, 7-71	46,825	-	9	33	41	0	27-15-2	133	1	60	174	
at Baylor*														
O26	Iowa State	L, 27-58	56,800	-	12	32	53	291	5	39-29-0	423	2	92	714
OKLAHOMA STATE*														
N2	Iowa State	L, 7-41	52,542	-	15	34	123	1	36-17-3	126	0	70	249	
at Kansas State*														
N9	Iowa State	L, 17-21	54,922	-	18	42	110	1	40-19-0	173	0	82	283	
TCU*														
N16	Iowa State	L, 10-48	84,776	-	15	38	123	3	36-20-2	245	0	74	368	
at Oklahoma*														
N23	Iowa State	W, 34-0	54,081	-	20	43	202	2	20-15-1	300	2	63	502	
KANSAS*														
N30	Iowa State	W, 52-44	33,735	-	26	53	244	2	31-11-1	331	4	92	575	
at West Virginia*														
3OT														

Head Coach: Paul Rhoads **Captains:** Ernst Brun, James White, Jacques Washington, Jeremiah George, Kirby Van Der Kamp, Jeff Woody
Offense - QB Sam B. Richardson, WR Quenton Bundrage, WR Tad Ecby, WR Justin Coleman, TE E.J. Bibbs, RB Aaron Wimberly, OL Brock Dage, OL Daniel Burton, OL Tom Farniok, OL Jamison Lalk, OL Jacob Gannon
Defense - DE Cory Morrissey, DT David Irving NG Brandon Jensen, DE Willie Scott, LB Jared Brackens, LB Jevohn Miller, LB Jeremiah George, S Jacques Washington, S Deon Broomfield, CB Nigel Tribune, CB Jansen Watson
Specialists - PK Cole Netten, P Kirby Van Der Kamp, HO Kirby Van Der Kamp, DS Spencer Thornton, PR Jarvis West, KR Devondrick Nealy

BY QUARTERS	1	2	3	4	OT	Total
Iowa State	42	81	61	100	14	298
Opponents	103	120	72	131	6	432
TEAM STATISTICS						
Iowa State						Opponents
FIRST DOWNS	227	264				
Rushing	104	116				
Passing	117	131				
Penalty	6	17				
RUSHING YARDAGE	1727	2689				
Yards Gained	2047	2911				
Yards Lost	320	222				
Rushing Attempts	488	502				
Average Per Rush	3.5	5.4				
Average Per Game	143.9	224.1				
Rushing TD	16	33				
PASSING YARDAGE	2630	2869				
Attempts	415	416				
Completions	232	239				
Interceptions	13	8				
Average Per Attempt	6.4	6.9				
Average Per Comp.	11.3	12.0				
Average Per Game	219.2	239.1				
Passing TD	19	17				
TOTAL OFFENSE	4357	5558				
Total Plays	903	918				
Average Per Play	4.8	6.1				
Average Per Game	363.1	463.2				
KICKOFF RETURNS	49-1085	34-642				
Average	22.1	18.9				
PUNT RETURNS	20-178	16-182				
Average	8.9	11.4				
INTERCEPTION RETURNS	8-18	14-173				
Average	2.2	12.4				
FUMBLES-LOST	19-8	25-13				
PENALTIES-YARDS	66-564	52-397				
Average Per Game	47.0	33.1				
PUNTS-YARDS	84-3493	66-2787				
Average Per Punt	41.6	42.2				
TIME OF POSSESSION	31:07	28:53				
THIRD DOWN CONV	70-203	71-185				
Conversion Rate	34%	31-185				
FOURTH DOWN CONV	13-19	13-23				
Conversion Rate	68%	57-224				
SACKS BY-YARDS	15-89	37-224				
TOUCHDOWNS	37	56				
Rushing	16	33				
Passing	19	17				
Return	2	6				
PAT Kicks	35-36	54-56				
2-point Attempts	1	0				
Field Goals	13-20	14-17				
Safeties	0	0				
TOTAL POINTS	298	432				
Average Per Game	24.8	36.0				

RUSHING	Player	G	Att	Gain	Loss	Net	Avg.	TD	Lg	Gm
Wimberly	10	141	598	31	567	4.0	2	35	56.7	
Johnson	12	90	365	7	358	4.0	3	23	29.8	
SRRichardson	11	101	494	138	356	3.5	2	51	32.4	
Nealy	11	41	165	7	158	3.9	2	22	14.4	
White	11	32	123	5	118	3.7	1	11	10.7	
Rohach	7	48	201	113	88	1.8	1	54	12.6	
Woody	12	30	80	6	74	2.5	5	16	6.2	
VanDerKamp	12	1	21	0	21	0.0	0	21	1.8	
West	8	1	0	0	0	0.0	0	0	0.0	
TEAM	4	1	0	2	-2	0.0	0	0	-0.5	
Netten	12	1	0	5	-5	-0.0	0	0	-0.4	
Gary	10	1	0	7	-7	-0.0	0	0	-0.7	
PASSING										
Player	G	Att	Comp	Int	Eff.	Pct.	Yds	TD	Lg	Gm
SRRichardson	11	220	121	7	118	55.0	1397	11	97	127
Rohach	7	191	110	7	117	57.6	1208	8	62	73
TEAM	4	2	0	0	-	0.0	0	0	0	0.0
Netten	12	1	0	0	-	0.0	0	0	0	0.0
VanDerKamp	12	1	0	0	-	1.0	25	0	25	2.1
RECEIVING										
Player	G	Rec	Yds	Avg.	TD	Lg	Gm			
Bundrage	12	48	676	14.1	9	97	56.3			
Bibbs	12	39	462	11.8	2	39	38.5			
Coleman	12	31	442	14.3	3	59	36.8			
TEAM	4	2	0	0	0	0	0.0			
Netten	12	22	233	10.6	0	32	19.4			
Wimberly	10	18	211	11.7	2	58	21.1			
West	8	15	105	7.0	1	15	13.1			
Daley	12	13	127	9.8	0	30	10.6			
White	11	11	90	8.2	1	32	8.2			
Gary	10	8	80	10.0	0	16	8.0			
Harris	9	7	67	9.6	0	17	7.4			
Nealy	11	7	60	8.6	1	27	5.5			
Brun	8	6	47	7.8	0	19	5.9			
Johnson	12	5	37	7.4	0	16	3.1			
Boesen	8	2	9	4.5	0	5	1.1			
Rohach	7	0	-7	0.0	0	0	-1.0			
Gannon	9	0	-9	0.0	0	0	-1.0			
SCORING										
Player	TD	FG	Kick	Rush	Pass	DXP	Saf	Pts		
Netten	0	13-18	33-34	0-0	0	0	0	72		
Bundrage	9	0-0	0-0	0-0	0	0	0	54		
Woody	5	0-0	0-0	0-0	0	0	0	30		
Wimberly	4	0-0	0-0	0-0	0	0	0	24		
Nealy	4	0-0	0-0	0-0	0	0	0	24		
Coleman	3	0-0	0-0	0-0	0	0	0	18		
Johnson	3	0-0	0-0	0-0	0	0	0	18		
Bibbs	2	0-0	0-0	0-0	0	0	0	12		
White	2	0-0	0-0	0-0	0	0	0	12		
SRRichardson	2	0-0	0-0	0-0	0	0	0	12		
West	2	0-0	0-0	0-0	0	0	0	12		
Rohach	1	0-0	0-0	0-0	0	0	0	6		
Arceo	1	0-2	2-2	0-0	0	0	0	2		

FIELD GOALS	Player	18-29	30-39	40-49	50+	Total	Lg	Bk
Netten	6-7	4-4	3-7	0-0	13	18	41	1
Arceo	0-0	0-0	0-1	0-1	0-2	0	0	0
PUNTING								
Player	No	Yds	Avg.	Lg	TB	FC	120	Bk
VanDerKamp	84	3493	41.6	65	8	22	27	0
PUNT RETURNS								
Player	No	Yds	Avg.	TD	Lg			
West	11	147	13.4	0	38			
Coleman	6	39	6.5	0	0			
Gary	2	-8	-4.0	0	0			
Bundrage	1	0	0.0	0	0			
KICKOFF RETURNS								
Player	No	Yds	Avg.	TD	Lg			
Gary	17	257	15.1	0	35			
Nealy	16	376	23.5	1	98			
Wimberly	6	202	33.7	0	78			
Bundrage	5	94	18.8	0	26			
West	2	134	67.0	1	95			
Bibbs	1	10	10.0	0	10			
Standard	1	12	12.0	0	12			
Rogers	1	0	0.0	0	0			
INTERCEPTIONS								
Player	No	Yds	Avg.	TD	Lg			
Washington	2	4	2.0	0	4			
George	2	11	5.5	0	7			
Rogers	1	9	9.0	0	9			
Broomfield	1	0	0.0	0	0			
Watson	1	0	0.0	0	0			
Tribune	1	-6	-6.0	0	0			
TOTAL OFFENSE LEADERS								
Player	G	Plays	Rush	Pass	Tot	Avg.		
SRRichardson	11	321	356	1397	1753	159.4		
Rohach	7	239	88	1208	1296	185.1		
Wimberly	10	141	567	0	567	56.7		
ALL PURPOSE LEADERS								
Player	G	Rush	Rec	PR	KR	IR	Tot	Avg.
Wimberly	10	567	211	0	202	0	980	98.0
Bundrage	12	-5	676	0	94	0	765	63.8
Nealy	11	158	60	0	376	0	594	54.0
DEFENSIVE LEADERS								
Player	G	Solo	Asst	Tot	TFL	Sack	FR	FFBk
George	12	83	50	133	12-42	35-21	3	-
Washington	12	79	40	119	5-15	1-9	2	-
Brackens	12	37	24	61	45-17	2-14	1	-



2014 (2-10, 0-9 BIG 12, 10TH)

Date	Team	Result	Att.	AP	Rushing				Passing			Total Off.		
					Att	Yds	TD	A-C-I	Yds	TD	Plays	Yds		
A30	Iowa State	L, 14-34	54,800	-	16	26	102	2	31-20-2	151	0	57	253	
			NORTH DAKOTA STATE	-	22	44	302	4	28-18-0	204	0	72	506	
S6	Iowa State	L, 28-32	54,800	-	21	37	105	1	33-22-1	214	2	70	319	
			KANSAS STATE*	-	20	24	41	232	4	29-16-0	239	0	70	471
S13	Iowa State	W, 20-17	70,585	-	19	26	82	0	36-25-0	255	2	62	337	
			at Iowa	-	18	44	129	2	24-16-1	146	0	68	275	
S27	Iowa State	L, 28-49	51,776	-	18	34	127	2	39-17-1	212	2	73	339	
			BAYLOR*	-	7	32	47	244	6	50-32-1	357	1	97	601
O4	Iowa State	L, 20-37	52,608	-	17	33	122	0	39-17-0	200	2	72	322	
			at Oklahoma State*	-	21	25	42	129	2	41-26-2	271	1	83	400
O11	Iowa State	W, 37-30	52,281	-	34	34	103	1	53-37-0	351	3	87	454	
			TOLEDO	-	25	41	236	2	36-22-0	189	1	77	425	
O18	Iowa State	L, 45-48	92,017	-	30	38	179	2	55-36-2	345	3	93	524	
			at Texas*	-	27	39	191	4	36-24-1	321	1	75	512	
N1	Iowa State	L, 14-59	50,784	-	17	31	87	1	45-17-0	247	1	76	334	
			OKLAHOMA*	-	19	41	59	510	5	43-23-3	241	3	102	751
N8	Iowa State	L, 14-34	33,288	-	22	25	98	0	50-25-1	275	2	75	373	
			at Kansas*	-	29	48	228	3	43-26-0	286	1	91	514	
N22	Iowa State	L, 31-34	50,877	-	27	46	265	2	38-24-0	304	2	84	569	
			TEXAS TECH*	-	27	40	272	1	35-23-1	328	4	75	600	
N29	Iowa State	L, 24-37	50,059	-	22	40	135	1	50-26-2	275	2	90	410	
			WEST VIRGINIA*	-	25	38	285	1	41-21-0	285	3	79	570	
D6	Iowa State	L, 3-55	45,242	-	13	32	84	0	41-16-2	152	0	73	236	
			at TCU*	-	4	33	38	197	1	45-33-1	525	5	83	722

Head Coach: Paul Rhoads **Captains:** E.J. Bibbs, Tom Farniok, Cory Morrissey
Offense - QB Sam B. Richardson, WR Allen Lazard, WR Jarvis West, WR D'Vario Montgomery, TE E.J. Bibbs, RB Aaron Wimberly, OL Jake Campos, OL Daniel Burton, OL Tom Farniok, OL Jamison Lalk, OL Jacob Gannon
Defense - DE Cory Morrissey, DT Mitchell Meyers, NG Vernell Trent, DE Trent Taylor, LB Jared Brackens, LB Jevohn Miller, LB Luke Knott, S.T.J. Mutcherson, S Kamari Cotton-Moya, CB Nigel Tribune, CB Sam E. Richardson
Specialists - PK Cole Netten, P Colin Downing, HO Austin Fischer, DS Spencer Thornton, PR Jarvis West, KR Aaron Wimberly

BY QUARTERS	Iowa State	Opponents	OT	Total		
					1	2
Iowa State	55	95	69	59	0	278
Opponents	124	133	119	90	0	466

TEAM STATISTICS	Iowa State	Opponents	
			1
FIRST DOWNS	256	328	
Rushing	92	156	
Passing	141	150	
Penalty	23	22	
RUSHING YARDAGE	1489	2955	
Yards Gained	1766	3118	
Yards Lost	277	163	
Rushing Attempts	402	521	
Average Per Rush	3.7	5.7	
Average Per Game	124.1	246.2	
Rushing TD	12	35	
PASSING YARDAGE	2981	3392	
Attempts	510	451	
Completions	282	280	
Interceptions	11	10	
Average Per Attempt	5.8	7.5	
Average Per Comp.	10.6	12.1	
Average Per Game	248.4	282.7	
Passing TD	21	20	
TOTAL OFFENSE	4470	6347	
Total Plays	912	972	
Average Per Play	4.9	6.5	
Average Per Game	372.5	528.9	
KICKOFF RETURNS	30-619	40-718	
Average	20.6	18.0	
PUNT RETURNS	14-156	18-67	
Average	11.1	3.7	
INTERCEPTION RETURNS	10-65	11-148	
Average	6.5	13.5	
FUMBLES-LOST	13-5	10-6	
PENALTIES-YARDS	51-490	79-663	
Average Per Game	40.8	55.2	
PUNTS-YARDS	76-2929	49-2106	
Average Per Punt	38.5	43.0	
TIME OF POSSESSION	28:31	31:29	
THIRD DOWN CONV	85-201	84-182	
Conversion Rate	42%	46%	
FOURTH DOWN CONV	6-19	13-22	
Conversion Rate	32%	59%	
SACKS BY-YARDS	15-73	30-188	
TOUCHDOWNS	35	58	
Rushing	12	35	
Passing	21	20	
Return	2	2	
PK Kicks	35-35	55-56	
2-point Attempts	0	0	
Field Goals	11-14	21-23	
Safeties	0	0	
TOTAL POINTS	278	466	
Average Per Game	23.2	38.8	

RUSHING		PASSING		RECEIVING		SCORING	
Player	G Att Gain Loss Net Avg TD Lg Gm	Player	G Att Comp Int Eff Pct Yds TD Lg Gm	Player	G Rec Yds Avg TD Lg Gm	Player	TD FG Kick Rush Pass DXP Saf Pts
Wimberly	11 147 660 18 642 4.4 7 30 58.4	SRRichardson	11 125 606 185 421 3.4 3 47 38.3	Netten	0 11-14 35-35 0-0 0 0 0 68	Wimberly	8 0-0 0 0-0 0-0 0 0 0 48
Brown	11 24 113 4 109 4.5 0 9 9.8	Rohach	2 54-27-1 102.5 500 283 2 35 141.5	Wimberly	8 0-0 0 0-0 0-0 0 0 0 48	Bibbs	8 0-0 0 0-0 0-0 0 0 0 48
Syria	5 20 53 6 47 2.3 1 7 9.4	West	11 2-1-1 236.8 500 29 1 29 26.2	Wimberly	11 27 222 8.2 1 21 20.2	Lazard	3 0-0 0 0-0 0-0 0 0 0 18
Montgomery	11 9 0 9 9.0 0 9 0.8	TEAM	3 2-0-0 - .000 0 0 0 0.0	Nealy	12 21 208 9.9 1 16 17.3	Wimberly	11 147 642 5.5 2 11 21.5
Fischer	12 1 5 0 5 5.0 0 5 0.4	Rohach	5 1-0-0 - .000 0 0 0 0.0	Nealy	12 18 187 10.4 0 33 15.6	Wimberly	11 147 642 0 642 58.4
West	11 1 4 0 4 4.0 0 4 0.4	West	11 46 349 7.6 1 45 31.7	Wesley	8 10 107 10.7 0 33 13.4	Wimberly	11 642 222 41 327 0 1232 1120
Wesley	8 1 0 3 -3 -3.0 0 0 -0.4	Lazard	12 45 593 13.2 3 48 49.4	Harris	3 9 55 6.1 0 10 18.3	Montgomery	11 9 605 0 31 0 645 58.6
TEAM	3 3 0 7 -7 -2.3 0 0 -2.3	Bibbs	10 45 382 8.5 8 33 38.2	Medders	3 3 27 9.0 0 14 9.0	West	11 4 349 115 144 0 0 612 55.6
Rohach	2 8 21 32 -11 -1.4 0 12 -5.5	Montgomery	11 44 605 13.8 2 59 55.0	Brown	11 3 23 7.7 1 11 21	Lazard	12 0 593 0 0 0 593 49.4

FIELD GOALS		PUNTING		PUNT RETURNS		KICKOFF RETURNS		INTERCEPTIONS		TOTAL OFFENSE LEADERS		ALL PURPOSE LEADERS		DEFENSIVE LEADERS			
Player	G Yds	Player	No Yds Avg Lg TB FC 120 Blk	Player	No Yds Avg TD Lg	Player	No Yds Avg TD Lg	Player	No Yds Avg TD Lg	Player	G Solo Ast Tot TFL Sack FR FF Blk	Player	G Rush Rec PR KR IR Tot Avg	Player	G Solo Ast Tot TFL Sack FR FF Blk		
Netten	3-3 6-7 2-4 0-0 11-14 47 0	Van Der Kamp	69 2720 39.4 64 0 29 13 0	West	8 115 14.4 1 82	Wimberly	14 327 23.4 0 43	SE Richardson	4 22 5.5 0 17	SRRichardson	11 576 421 2669 3090 280.9	Wimberly	11 642 222 41 327 0 1232 1120	Wimberly	11 642 222 41 327 0 1232 1120	Wimberly	11 642 222 41 327 0 1232 1120
Kramer	7 209 299 38 0 3 7 0	Kramer	7 209 299 38 0 3 7 0	Nealy	3 0 0.0 0 2	West	8 144 18.0 0 24	Tribune	3 17 5.7 0 8	Wimberly	11 147 642 0 642 58.4	Wimberly	11 147 642 0 642 58.4	Wimberly	11 147 642 0 642 58.4	Wimberly	11 147 642 0 642 58.4
				Wimberly	3 41 13.7 0 26	West	8 144 18.0 0 24	Mutcherson	2 11 5.5 0 11								
						Nealy	7 117 16.7 0 27	Knott	1 15 15.0 0 15								
						Montgomery	1 31 31.0 0 31										



2015 (3-9, 2-7 BIG 12, 9TH)

Date	Team	Result	Att.	AP	Rushing				Passing				Total Off.	
					FD	Att	Yds	TD	A-C-I	Yds	TD	Plays	Yds	
S5	Iowa State	W, 31-7	61,500	-	15	32	77	1	29-21-0	233	2	61	310	
NORTHERN IOWA					16	41	126	0	34-20-1	176	1	75	302	
S12	Iowa State	L, 17-31	61,500	-	18	27	63	0	35-19-3	247	2	62	310	
IOWA					22	45	260	1	25-15-0	215	3	70	475	
S19	Iowa State	L, 23-30	23,104	-	27	49	207	1	43-26-0	274	1	92	481	
at Toledo		2OT			16	34	171	2	28-11-1	138	1	62	309	
O3	Iowa State	W, 38-13	55,837	-	24	37	243	3	37-27-2	269	2	74	512	
KANSAS*					15	33	38	0	37-23-0	250	1	70	288	
O10	Iowa State	L, 31-66	53,891	-	19	45	315	3	30-15-3	180	1	75	495	
at Texas Tech*					33	31	261	3	56-39-0	515	6	87	776	
O17	Iowa State	L, 21-45	52,480	-	24	38	115	2	38-24-0	346	1	76	461	
TCU*					3	30	41	177	2	34-28-0	444	4	75	621
O24	Iowa State	L, 27-45	45,512	-	23	55	232	1	29-15-2	156	3	84	388	
at Baylor*					2	27	49	276	3	38-17-1	209	3	87	485
O31	Iowa State	W, 24-0	53,616	-	28	54	238	2	38-19-0	188	1	92	426	
TEXAS*					11	32	119	0	22-12-1	85	0	54	204	
N7	Iowa State	L, 16-52	85,595	-	22	38	114	0	51-26-1	260	1	89	374	
at Oklahoma*					14	28	39	279	3	33-25-0	405	4	72	684
N14	Iowa State	L, 31-35	54,180	-	19	38	249	3	22-11-1	162	1	60	411	
OKLAHOMA STATE*					5	28	48	154	3	38-26-0	343	2	86	497
N21	Iowa State	L, 35-38	53,297	-	21	44	238	2	20-15-0	210	3	64	448	
at Kansas State*					22	41	165	2	33-19-0	220	2	74	385	
N28	Iowa State	L, 6-30	42,446	-	17	41	93	0	39-19-2	191	0	80	284	
at West Virginia*					19	45	213	2	26-12-1	202	1	71	415	

Head Coach: Paul Rhoads **Captains:** Sam Richardson, Levi Peters

Offense - QB Joel Lanning, WR Allen Lazard, WR Quenton Bundrage, WR Juan Wesley, TE Ben Boesen, RB Mike Warren, OL Jake Campos, OL Oni Omoile, OL Jamison Lalk, OL Wendel Taiese, OL Brock Dagle

Defense - DE J.D. Waggoner, NG Demond Tucker, DE Dale Pierson, LB Levi Peters, LB Jay Jones, LB Willie Harvey, LB Jordan Harris, S Qujuan Floyd, S Jomal Wiltz, CB Brian Peavy, CB Nigel Tribune

Specialists - PK Cole Netten, P Colin Downing, HO Austin Fischer, DS Jake Rhoads, PR Allen Lazard, KR Trever Ryan

BY QUARTERS	1	2	3	4	OT	Total
Iowa State	71	116	52	58	3	300
Opponents	107	82	75	118	10	392
TEAM STATISTICS Iowa State Opponents						
FIRST DOWNS	257	267				
Rushing	120	120				
Passing	118	136				
Penalty	19	11				
RUSHING YARDAGE	2184	2239				
Yards Gained	2501	2556				
Yards Lost	317	317				
Rushing Attempts	498	479				
Average Per Rush	4.4	4.7				
Average Per Game	182.0	186.6				
Rushing TD	18	21				
PASSING YARDAGE	2716	3202				
Attempts	411	404				
Completions	237	247				
Interceptions	12	5				
Average Per Attempt	6.6	7.9				
Average Per Comp.	11.5	13.0				
Average Per Game	226.3	266.8				
Passing TD	18	28				
TOTAL OFFENSE	4900	5441				
Total Plays	909	883				
Average Per Play	5.4	6.2				
Average Per Game	408.3	453.4				
KICKOFF RETURNS	37-690	47-913				
Average	18.6	19.4				
PUNT RETURNS	22-383	15-94				
Average	17.4	6.3				
INTERCEPTION RETURNS	5-23	12-203				
Average	4.6	16.9				
FUMBLES-LOST	27-12	15-8				
PENALTIES-YARDS	59-469	37-568				
Average Per Game	40.8	40.8				
PUNTS-YARDS	62-2424	62-2573				
Average Per Punt	39.1	41.5				
TIME OF POSSESSION	31:32	28:28				
THIRD DOWN CONV	78-194	82-175				
Conversion Rate	40%	47%				
FOURTH DOWN CONV	13-29	6-14				
Conversion Rate	45%	43%				
SACKS BY-YARDS	30-168	42-229				
TOUCHDOWNS	37	51				
Rushing	18	21				
Passing	18	28				
Return	1	1				
PAT Kicks	36-37	50-51				
2-point Attempts	0	0				
Field Goals	14-19	12-16				
Safeties	0	0				
TOTAL POINTS	300	392				
Average Per Game	25.0	32.7				

RUSHING										
Player	G	Att	Gain	Loss	Net	Avg.	TD	Lg	GM	
Warren	12	227	1366	27	1339	5.9	5	76	111.6	
Lanning	11	94	472	142	330	3.5	4	24	30.0	
Thomas	12	75	304	9	295	3.9	7	42	24.6	
Brown	6	24	96	2	94	3.9	0	34	15.7	
Harger	12	6	34	0	34	5.7	0	9	2.8	
Richardson	9	47	131	119	12	0.3	1	19	1.3	
Downing	12	1	8	0	8	8.0	0	8	0.7	
Wesley	10	3	11	4	7	2.3	0	11	0.7	
Kramer	6	1	3	0	3	3.0	0	3	0.5	
TEAM	6	4	0	9	-9	-2.2	0	0	-1.5	
PASSING										
Player	G	Att	Comp	Inct	Eff.	Pct.	Yds	TD	Lg	GM
SBRichardson9	213	128	8	122	601	1443	8	59	160	
Lanning	11	193	107	4	123	554	1247	10	74	11.3
TEAM	6	3	0-0	-	-0.00	0	0	3	0	0
Kramer	6	2	2-0	-	-1.00	26	0	21	4.3	
RECEIVING										
Player	G	Rec	Yds	Avg.	TD	Lg	GM			
Lazard	11	56	808	14.4	6	74	73.5			
Bundrage	12	41	548	13.4	4	37	45.7			
Wesley	10	30	301	10.0	2	41	30.1			
Montgomery	11	27	335	12.4	3	59	30.5			
Daley	10	24	244	10.2	2	36	24.4			
Ryen	12	18	191	10.6	1	53	15.9			
Warren	12	14	70	5.0	0	22	5.8			
Epps	11	8	42	5.2	0	10	3.8			
Thomas	12	4	33	8.2	0	14	2.8			
Brown	6	4	24	6.0	0	19	4.0			
Boesen	12	4	22	5.5	0	7	1.8			
Chandler	11	2	49	24.5	0	30	4.5			
Harger	12	2	27	13.5	0	21	2.2			
Lanning	11	1	9	9.0	0	9	0.8			
Lee-Campbell	2	1	8	8.0	0	8	4.0			
Seeley	12	1	5	5.0	0	5	0.4			
SCORING										
Player	TD	FG	Kick	Rush	Pass	DXP	Saf	Pts		
Netten	-	14-19	35-36	0-0	0-0	0	0	77		
Thomas	7	0-0	0-0	0-0	0-0	0	0	42		
Lazard	6	0-0	0-0	0-0	0-0	0	0	36		
Warren	5	0-0	0-0	0-0	0-0	0	0	30		
Lanning	4	0-0	0-0	0-0	0-0	0	0	24		
Bundrage	4	0-0	0-0	0-0	0-0	0	0	24		
Ryen	3	0-0	0-0	0-0	0-0	0	0	18		
Montgomery	3	0-0	0-0	0-0	0-0	0	0	18		
Wesley	2	0-0	0-0	0-0	0-0	0	0	12		
Daley	2	0-0	0-0	0-0	0-0	0	0	12		
SBRichardson	1	0-0	0-0	0-0	0-0	0	0	6		
Francis	-	0-0	1-1	0-0	0-0	0	0	1		

FIELD GOALS										
Player	18-29	30-39	40-49	50+	Total	Lg	Bk			
Netten	4-5	4-6	5-7	1-1	14-19	51	0	24		
PUNTING										
Player	No	Yds	Avg.	Lg	TB	FC	120	20	Bk	
Downing	53	2166	40.9	61	1	1	21	20	0	
Kramer	7	222	31.7	37	1	4	6	0	0	
TEAM	2	36	18.0	36	0	0	0	0	0	
PUNT RETURNS										
Player	No	Yds	Avg.	TD	Lg					
Lazard	11	214	19.5	0	46					
Ryen	11	169	15.4	1	81					
KICKOFF RETURNS										
Player	No	Yds	Avg.	TD	Lg					
Ryen	16	286	17.9	0	36					
Wiltz	12	271	22.6	0	34					
Bundrage	3	52	17.3	0	21					
Wesley	3	40	13.3	0	20					
Montgomery	2	37	18.5	0	25					
Lazard	1	4	4.0	0	4					
INTERCEPTIONS										
Player	No	Yds	Avg.	TD	Lg					
Peavy	2	-1	-0.5	0	0					
Pierson	1	24	24.0	0	24					
Harris	1	0	0.0	0	0					
Floyd	1	0	0.0	0	0					
Total	5	23	4.6	0	24					
TOTAL OFFENSE LEADERS										
Player	G	Plays	Rush	Pass	Tot.	Avg.				
Lanning	11	287	330	1247	1577	143.4				
SBRichardson	9	260	12	1443	1					

ENCYCLOPEDIA

⇒ ACHEBE, CHIN • DL • 6-1, 247 • STEUBENVILLE, OHIO

Yr.	G	Tkls	Ast	Sks	TFL-Yd	Int	TD	FF	FR
1995	9	33	11	1	1-12	0	0	0	0
1996	11	52	20	2	7-28	0	0	1	4
1997	11	67	24	3	10-47	0	0	0	1
1998	11	92	47	5	6-48	0	0	0	1
Totals	42	244	102	11	24-135	0	0	1	6

⇒ AHLERS, DEAN • DL • 6-1, 234 • HARTLEY, IOWA

Yr.	G	Tkls	Ast	Sks	TFL-Yd	Int	TD	FF	FR
1988	10	20	12	1.5	2.5-20	0	0	1	0
1989	7	17	13	1	1-4	0	0	1	1
Totals	17	37	25	2.5	3.5-24	0	0	2	1

⇒ AKA, PIERRE • DL • 6-4, 295 • INDIANAPOLIS, INDIANA

Yr.	G	Tkls	Ast	Sks	TFL-Yd	Int	TD	FF	FR
2014	7	6	4	0	1-3	0	0	0	0
2015	10	20	10	0	0.5-6	0	0	0	0
2016	9	19	14	0	1-1	0	0	0	0
Totals	26	45	28	0	2.5-10	0	0	0	0

⇒ ALBURTIS, AUSTIN • DL • 6-2, 275 • DALLAS, TEXAS

Yr.	G	Tkls	Ast	Sks	TFL-Yd	Int	TD	FF	FR
2008	11	8	4	0	0.5-1	1	0	0	0
2009	13	18	7	1	3-10	0	0	0	0
Totals	24	26	11	1	3.5-11	1	0	0	0

⇒ ALEXANDER, BRUCE • PK • 5-11, 185 • WATERLOO, IOWA

Yr.	G	PAT	Att	Pct	FG	FGA	Pct	Lng	TP
1953		1	1	1.000					1
1954		2	2	1.000					2
Totals		3	3	1.000					3

⇒ ALEXANDER, BRUCE • RB • 5-11, 185 • WATERLOO, IOWA

Yr.	G	Att	Yds	Ypc	TD	Lng	Ypg	Rec	Yds	TD	Lng
1953		6	14	2.3	0			0	0	0	
1954		43	187	4.3	3			6	61	1	
1955		55	142	2.6	0			8	47	1	
Totals		98	329	3.4	3			14	108	2	

⇒ ALITZ, DENNY • WR • 6-2, 180 • WEST POINT, NEW YORK

Yr.	G	Rec	Yds	Ypr	Lng	Ypg	TD	Att	Yds	TD	Lng
1963		2	15	7.5			0	0	0	0	
1964		5	77	15.4			0	0	0	0	
Total		7	92	13.1			0	0	0	0	

⇒ ALLEMAN, BARNEY • P • 6-2, 195 • ANKENY, IOWA

Yr.	G	P	Yds	Avg	Lng
1952		53	1941	36.6	
1953		4	147	36.8	
1954		23	950	41.3	
Totals		80	3038	38.0	

⇒ ALLEMAN, BARNEY • WR • 6-2, 195 • ANKENY, IOWA

Yr.	G	Rec	Yds	Ypr	TD	Lng	Ypg	Att	Yds	TD	Lng
1952		11	143	13.0	2			1	-8	0	
1953		5	107	21.4	0			0	0	0	
1954		10	103	10.3	0			0	0	0	
Totals		26	353	13.6	2			1	-8	0	

⇒ ALLEN, GREG • LB • 6-0, 193 • DES MOINES, IOWA

Yr.	G	Tkls	Ast	Sks	TFL-Yd	Int	TD	FF	FR
1992	6	15	10	0	0-0	0	0	0	0
Totals	6	15	10	0	0-0	0	0	0	0



⇒ALLEN, JEFF • DB • 6-0, 192 • CHICAGO, ILLINOIS

Yr.	G	Tkls	Ast	Sks	TFL-Yd	Int	TD	FF	FR
1970		49	19			3	1		0
Totals		49	19			3	1		0

⇒ALLEN, JEFF • RB • 6-0, 192 • CHICAGO, ILLINOIS

Yr.	G	Att	Yds	Ypc	TD	Lng	Ypg	Rec	Yds	TD	Lng
1968		57	309	5.4	4			17	277	1	
1969		24	59	2.5	0			17	149	0	
Totals		81	368	4.5	4			34	426	1	

⇒ALLEN, MARCUS • LB • 6-4, 210 • DES MOINES, IOWA

Yr.	G	Tkls	Ast	Sks	TFL-Yd	Int	TD	FF	FR
1991	7	19	11	0	0-0	0	0	0	0
1992	10	35	15	0	1-2	0	0	0	0
1993	11	65	34	1	5-18	0	0	2	0
1994	11	60	26	1	6-17	0	0	2	1
Totals	39	179	86	2	12-37	0	0	4	1

⇒ALLEY, HARRY • P • 6-2, 210 • WINTERSET, IOWA

Yr.	G	P	Yds	Avg	Lng
1964		17	645	37.9	
1966		52	1777	34.2	
Totals		69	2422	35.1	

⇒AMUNDSON, GEORGE • QB/RB • 6-3, 215 • ABERDEEN, SOUTH DAKOTA

Yr.	G	Att	Com	Int	Pct	Yds	TD	Lng	Rat	Ypg	Att	Yds	TD	Lng
1970		103	37	7	.359	471	4		88.9		111	440	7	
1971		20	10	1	.500	237	3		175.7		272	1260	15	
1972		313	145	20	.463	1957	15		103.7		121	430	9	
Totals		436	192	28	.440	2665	22		100.5		504	2130	31	

⇒ANDERSON, BOB • WR • 6-1, 174 • REINBECK, IOWA

Yr.	G	Rec	Yds	Ypr	TD	Lng	Ypg	Att	Yds	TD	Lng
1957		1	19	19.0	0			1	-2	0	
1958		4	39	9.8	0			1	3	0	
1959		5	77	15.4	1			0	0	0	
Totals		10	135	13.5	1			2	1	0	

⇒ANDERSON, DAWAN • DB • 5-8, 168 • HAZELCREST, ILLINOIS

Yr.	G	Tkls	Ast	Sks	TFL-Yd	Int	TD	FF	FR
1995	11	48	15	0	1-2	2	0	1	0
1996	11	50	11	0	1-2	3	2	2	0
1997	8	32	11	0	0-0	0	0	1	0
1998	11	35	9	0	0-0	2	0	0	1
Totals	41	165	46	0	2-4	7	2	4	1

⇒ANDERSON, DECARLOS • RB • 5-11, 209 • WATERLOO, IOWA

Yr.	G	Att	Yds	Ypc	TD	Lng	Ypg	Rec	Yds	TD	Lng
1999	3	13	83	6.4	0	23	27.7	0	0	0	0
Totals	3	13	83	6.4	0	23	27.7	0	0	0	0

⇒ANDERSON, EDDIE • WR • 6-0, 175 • LAGRANGE, ILLINOIS

Yr.	G	Rec	Yds	Ypr	TD	Lng	Ypg	Att	Yds	TD	Lng
1946		1	20	20.0	0			0	0	0	
Totals		1	20	20.0	0			0	0	0	

⇒ANDERSON, ERIK • LB • 6-1, 225 • EDEN PRAIRIE, MINNESOTA

Yr.	G	Tkls	Ast	Sks	TFL-Yd	Int	TD	FF	FR
2001	8	9	3	0	0-0	0	0	0	0
2002	14	19	11	0	0-0	0	0	1	0
2003	11	44	16	0	1-2	0	0	0	0
2004	12	46	15	1	4.5-24	0	0	0	0
Totals	45	118	45	1	5.5-26	0	0	1	0



ENCYCLOPEDIA

⇒ANDERSON, KENT • WR • 6-1, 196 • BLOOMFIELD, IOWA

Yr.	G	Rec	Yds	Ypr	TD	Lng	Ypg	Att	Yds	TD	Lng
1985	10	6	52	8.7	0	11	5.2	0	0	0	0
Totals	10	6	52	8.7	0	11	5.2	0	0	0	0

⇒ANGLE, BOB • P • 6-0, 170 • OTTUMWA, IOWA

Yr.	G	P	Yds	Avg	Lng
1948		23	798	34.7	
1949		26	902	34.7	
Totals	49	1700	34.7		

⇒ANGLE, BOB • RB • 6-0, 170 • OTTUMWA, IOWA

Yr.	G	Att	Yds	Ypc	TD	Lng	Ypg	Rec	Yds	TD	Lng
1947		11	30	2.7	0			2	14	0	
1948		92	407	4.4	2			9	109	1	
1949		70	290	4.1	1			16	271	2	
Totals	173	727	4.2	3				27	394	3	

⇒ANSLEY, BREON • DB • 5-7, 172 • ROWLAND HEIGHTS, CALIFORNIA

Yr.	G	Tkls	Ast	Sks	TFL-Yd	Int	TD	FF	FR
1997	11	33	7	0	0-0	0	0	0	0
1998	11	46	12	0	0-0	1	0	1	0
1999	3	6	0	0	0-0	0	0	0	0
2000	10	26	3	0	0-0	1	0	2	0
Totals	35	111	22	0	0-0	2	0	3	0

⇒ANTHONY, CHRIS • WR • 6-3, 204 • BETTENDORF, IOWA

Yr.	G	Rec	Yds	Ypr	TD	Lng	Ypg	Att	Yds	TD	Lng
1997	11	0	0	0	0	0	0	0	0	0	0
1998	11	42	490	11.7	2	35	44.5	0	0	0	0
1999	11	37	432	11.7	1	35	39.2	0	0	0	0
2000	11	35	448	12.8	1	52	40.8	0	0	0	0
Totals	44	114	1370	12.0	4	52	31.1	0	0	0	0

⇒ANTHONY, LAGRANT • LB • 6-1, 192 • TAMPA, FLORIDA

Yr.	G	Tkls	Ast	Sks	TFL-Yd	Int	TD	FF	FR
1974		12	8			0	0	0	0
Totals	12	8				0	0	0	0

⇒ANTHONY, TERENCE • DB • 5-10, 186 • EAST ST. LOUIS, ILLINOIS

Yr.	G	Tkls	Ast	Sks	TFL-Yd	Int	TD	FF	FR
1984	10	25	14	1	1-1	0	0	0	0
1985	11	45	12	0	2-8	3	1	0	0
1986	11	41	12	0	3-11	2	0	2	2
Totals	32	111	38	1	6-20	5	1	2	2

⇒ARCEO, EDWIN • PK • 5-9, 196 • MUSCATINE, IOWA

Yr.	G	PAT	Att	Pct	FG	FGA	Pct	Lng	TP
2012	13	37	40	.925	12	18	.667	51	73
2013	12	2	2	1.000	0	2	.000	0	2
Totals	25	39	42	.929	12	20	.600	51	75

⇒ARCHER, DAVID • QB • 6-2, 197 • SODA SPRINGS, IDAHO

Yr.	G	Att	Com	Int	Pct	Yds	TD	Lng	Rat	Ypg	Att	Yds	TD	Lng
1982	11	244	125	13	.512	1465	5	46	97.8	133.2	90	7	2	23
1983	11	403	234	12	.581	2639	18	64	121.9	239.9	110	59	3	32
Totals	22	647	359	25	.555	4104	23	64	112.8	186.5	200	66	5	32

⇒ARMSTRONG, DWAYNE • DB • 5-10, 185 • NEWPORT BEACH, CALIFORNIA

Yr.	G	Tkls	Ast	Sks	TFL-Yd	Int	TD	FF	FR
1991	8	27	11	0	0-0	0	0	0	0
1992	9	21	7	0	1-1	0	0	0	1
Totals	17	48	18	0	1-1	0	0	0	1



⇒ ARNAUD, AUSTEN • QB • 6-3, 230 • AMES, IOWA

Yr.	G	Att	Com	Int	Pct	Yds	TD	Lng	Rat	Ypg	Att	7	17	0	17
2007	7	37	20	1	.541	267	0	51	109.3	38.1	7	17	0	17	
2008	12	401	247	10	.616	2792	15	54	127.4	232.7	109	401	5	26	
2009	12	303	178	13	.587	2015	14	54	121.3	167.9	147	561	8	22	
2010	11	290	171	10	.590	1703	13	37	116.2	154.8	103	287	2	22	
Totals	42	1031	616	34	.597	6777	42	54	121.8	161.4	376	1267	15	26	

⇒ ARNAUD, JOHN • DB • 5-11, 176 • SIOUX CITY, IOWA

Yr.	G	Tkls	Ast	Sks	TFL-Yd	Int	TD	FF	FR
1979		5	2		0-0	0	0	0	0
1980		35	16		6-43	1	0	1	2
1981		21	12		2-12	1	0	1	0
1982		36	15	0	3-12	0	0	2	0
Totals		97	45	0	11-67	2	0	4	2

⇒ ARNOLD, JAHJ • RB • 5-7, 174 • DOWNEY, CALIFORNIA

Yr.	G	Att	Yds	Ypc	TD	Lng	Ypg	Rec	Yds	TD	Lng
1994	8	11	48	4.4	0	16	6.0	2	16	0	9
1995	4	11	90	8.2	0	31	22.5	1	9	0	9
Totals	12	22	138	6.3	0	31	11.5	3	25	0	9

⇒ ASHLAND, ROGER • DL • 6-2, 222 • CLEAR LAKE, IOWA

Yr.	G	Tkls	Ast	Sks	TFL-Yd	Int	TD	FF	FR
1967		54	27			0	0		2
Totals		54	27			0	0		2

⇒ AUSTIN, ATIF • DB • 5-7, 179 • TARPON SPRINGS, FLORIDA

Yr.	G	Tkls	Ast	Sks	TFL-Yd	Int	TD	FF	FR
1999	11	39	6	0	1-2	0	0	0	1
2000	11	29	5	0	0-0	1	0	0	0
2001	10	55	8	0	1.5-2	0	0	0	0
2002	14	52	8	0	0-0	1	0	0	1
Totals	46	175	27	0	2.5-4	2	0	0	2

⇒ AUSTRHEIM, OWEN • PK • 5-5, 160 • AMES, IOWA

Yr.	G	PAT	Att	Pct	FG	FGA	Pct	Lng	TP
1971		11	13	.846	0	1	0		11
Totals		11	13	.846	0	1	0		11

⇒ AVEY, DUSTIN • DB • 6-2, 208 • AMES, IOWA

Yr.	G	Tkls	Ast	Sks	TFL-Yd	Int	TD	FF	FR
1997	10	68	23	0	3-7	2	1	0	0
1998	11	52	21	0	0-0	0	0	0	1
1999	11	83	27	0	1-4	2	0	1	0
2000	11	44	10	0	1-1	2	0	1	0
Totals	43	247	81	0	5-12	6	1	2	1

⇒ BACHRODT, MARC • PK • 5-8, 158 • ROCKFORD, ILLINOIS

Yr.	G	PAT	Att	Pct	FG	FGA	Pct	Lng	TP
1983	11	18	22	.818	8	11	.727	47	42
1984	11	16	16	1.000	7	20	.350	48	37
Totals	22	34	38	.895	15	31	.484	48	79

⇒ BAILEY, JAQUAN • DL • 6-3, 260 • JACKSONVILLE, FLORIDA

Yr.	G	Tkls	Ast	Sks	TFL-Yd	Int	TD	FF	FR
2016	12	23	12	3.5	6-24	0	0	0	0
Totals	12	23	12	3.5	6-24	0	0	0	0

⇒ BAKER, ALVIN • DB • 6-1, 186 • TAMPA, FLORIDA

Yr.	G	Tkls	Ast	Sks	TFL-Yd	Int	TD	FF	FR
1982		68	31	0	0-0	2	0	1	2
1983	11	58	27	0	1-1	2	0	0	1
Totals		126	58	0	1-1	4	0	1	3



ENCYCLOPEDIA

⇒BAKER, TIM • DB • 6-2, 192 • GRUNDY CENTER, IOWA

Yr.	G	Tkls	Ast	Sks	TFL-Yd	Int	TD	FF	FR
1986	10	13	4	0	0-0	0	0	0	0
1987	11	64	25	0	2-23	0	0	2	2
1988	11	95	39	0	1-4	0	0	1	0
1989	11	105	53	0	1-1	3	0	0	1
Totals	43	277	121	0	4-28	3	0	3	3

⇒BAKER, TONY • RB • 5-11, 212 • FORT MADISON, IOWA

Yr.	G	Att	Yds	Ypc	TD	Lng	Rec	Yds	TD	Lng
1964		99	403	4.1	3		6	76	0	
1965		64	278	4.4	3		0	0	0	
Totals		163	681	4.2	6		6	76	0	

⇒BALES, JASON • RB • 6-0, 225 • HINTON, IOWA

Yr.	G	Att	Yds	Ypc	TD	Lng	Ypg	Rec	Yds	TD	Lng
1995	8	3	43	14.3	0	34	5.4	1	3	0	3
Totals	8	3	43	14.3	0	34	5.4	1	3	0	3

⇒BALKOVEC, STEVE • P • 6-1, 215 • OMAHA, NEBRASKA

Yr.	G	P	Yds	Avg	Lng
1963		51	2011	39.4	
1964		18	651	36.2	
1965		65	2485	38.2	
Totals		134	5147	38.4	

⇒BALKOVEC, STEVE • PK • 6-1, 215 • OMAHA, NEBRASKA

Yr.	G	PAT	Att	Pct	FG	FGA	Pct	Lng	TP
1964		1	1	1.000	1	3	.333		6
1965		22	24	.917	4	8	.500		34
Totals		23	25	.920	5	11	.455		40

⇒BANDHAUER, TODD • QB • 6-3, 232 • CRYSTAL RIVER, FLORIDA

Yr.	G	Att	Com	Int	Pct	Yds	TD	Lng	Rat	Ypg	Att	Yds	TD	Lng
1995	6	90	42	5	.467	501	5	40	100.7	83.5	19	-56	0	15
1996	2	7	3	1	.429	13	1	8	77.0	6.5	1	-7	0	0
1997	11	374	180	9	.481	2514	20	81	117.5	228.6	52	-379	0	11
1998	11	355	179	20	.504	2206	14	66	104.4	200.5	28	-29	3	13
Totals	30	826	404	35	.489	5234	40	81	109.6	174.5	100	-471	3	15

⇒BANGER, BOB • LB • 6-0, 210 • DES PLAINES, ILLINOIS

Yr.	G	Tkls	Ast	Sks	TFL-Yd	Int	TD	FF	FR
1970		6	4			0	0		0
1971		33	18			2	0		1
1972		1	0			1	0		0
Totals		40	22			3	0		1

⇒BANKS, JON • LB • 6-2, 227 • EAST MOLINE, ILLINOIS

Yr.	G	Tkls	Ast	Sks	TFL-Yd	Int	TD	FF	FR
2005	11	7	2	0	0-0	0	0	0	0
2006	12	99	42	0	2-3	0	0	1	1
2007	12	80	30	0	9-32	1	0	0	0
Totals	35	186	74	0	11-35	1	0	1	1

⇒BANKS, KENNARD • DB • 5-9, 191 • BOYNTON BEACH, FLORIDA

Yr.	G	Tkls	Ast	Sks	TFL-Yd	Int	TD	FF	FR
2008	6	16	2	0	1-2	0	0	0	0
2009	12	55	22	0	1-2	1	0	1	1
Totals	18	71	24	0	2-4	1	0	1	1



⇒**BANKS, MIKE • TE • 6-4, 254 • OGDEN, IOWA**

Yr.	G	Rec	Yds	Ypr	TD	Lng	Ypg	Att	Yds	TD	Lng
1998	10	0	0	0	0	0	0	0	0	0	0
1999	11	9	99	11.0	0	32	9.0	0	0	0	0
2000	11	27	273	10.1	0	26	24.8	0	0	0	0
2001	10	23	212	9.2	0	23	21.2	0	0	0	0
Totals	42	59	584	9.9	0	32	13.9	0	0	0	0

⇒**BANKS-BURSEY, DAVID • WR • 5-8, 172 • LOS ANGELES, CALIFORNIA**

Yr.	G	Rec	Yds	Ypr	TD	Lng	Ypg	Att	Yds	TD	Lng
2002	6	6	82	13.7	1	18	13.7	0	0	0	0
2003	10	3	32	10.7	0	19	3.2	0	0	0	0
Totals	16	9	114	12.6	1	19	7.1	0	0	0	0

⇒**BARACZ, RALPH • DB • 6-0, 182 • CLEVELAND, OHIO**

Yr.	G	Tkls	Ast	Sks	TFL-Yd	Int	TD	FF	FR
1969		6	1			1	0		1
1970		4	2			0	0		0
Totals		10	3			1	0		1

⇒**BARACZ, RALPH • P • 6-0, 182 • CLEVELAND, OHIO**

Yr.	G	P	Yds	Avg	Lng
1970	35	1349	38.5		
Totals	35	1349	38.5		

⇒**BARKEMA, BEN • TE • 6-3, 252 • MUSCATINE, IOWA**

Yr.	G	Rec	Yds	Ypr	TD	Lng	Ypg	Att	Yds	TD	Lng
2004	12	5	53	10.6	1	18	4.4	0	0	0	0
2005	12	18	244	13.6	2	27	20.3	0	0	0	0
2006	12	11	106	9.6	1	21	8.8	0	0	0	0
2007	12	18	163	9.1	0	29	13.6	0	0	0	0
Totals	48	52	566	10.9	4	29	11.8	0	0	0	0

⇒**BARNETT, JARED • QB • 6-1, 198 • GARLAND, TEXAS**

Yr.	G	Att	Com	Int	Pct	Yds	TD	Lng	Rat	Ypg	Att	Yds	TD	Lng
2011	9	220	110	6	.500	1201	6	38	99.4	133.4	104	437	1	31
2012	7	108	52	4	.481	624	6	74	107.6	89.1	30	130	0	20
Totals	16	328	162	10	.494	1825	12	74	102.1	114.1	134	567	1	31

⇒**BARNEY, EPPIE • DL • 6-1, 202 • CLEVELAND, OHIO**

Yr.	G	Tkls	Ast	Sks	TFL-Yd	Int	TD	FF	FR
1965		12	4			0	0		0
1966		13	4			0	0		1
Totals		25	8			0	0		1

⇒**BARNEY, EPPIE • WR • 6-1, 202 • CLEVELAND, OHIO**

Yr.	G	Rec	Yds	Ypr	TD	Lng	Ypg	Att	Yds	TD	Lng
1964		6	73	12.2	0			24	43	0	
1965		35	495	14.1	1			0	0	0	
1966		56	782	14.0	3			2	21	0	
Totals		97	1350	13.9	4			26	64	0	

⇒**BARRITT, WARD • WR • 6-1, 190 • COUNCIL BLUFFS, IOWA**

Yr.	G	Rec	Yds	Ypr	TD	Lng	Ypg	Att	Yds	TD	Lng
1950		1	14	14.0	0			0	0	0	
Totals		1	14	14.0	0			0	0	0	

⇒**BARTELT, JERRY • WR • 6-3, 208 • BALTIMORE, MARYLAND**

Yr.	G	Rec	Yds	Ypr	TD	Lng	Ypg	Att	Yds	TD	Lng
1955		4	43	10.8	0			0	0	0	
Totals		4	43	10.8	0			0	0	0	



ENCYCLOPEDIA

⇒BASS, J.J. • RB • 6-0, 200 • ALTAMONTE SPRINGS, FLORIDA

Yr.	G	Att	Yds	Ypc	TD	Lng	Ypg	Rec	Yds	TD	Lng
2007	9	123	462	3.8	4	22	51.3	9	58	0	11
2008	6	42	130	3.1	1	17	21.7	4	21	0	10
Totals	15	165	592	3.6	5	22	39.5	13	69	0	11

⇒BASSETT, HAROLD • DL • 6-1, 215 • CEDAR RAPIDS, IOWA

Yr.	G	Tkls	Ast	Sks	TFL-Yd	Int	TD	FF	FR
1970		54	35			0	0		3
1971		65	34			0	0		0
Totals		119	69			0	0		3

⇒BASSETT, SY • DB • 5-11, 189 • CEDAR RAPIDS, IOWA

Yr.	G	Tkls	Ast	Sks	TFL-Yd	Int	TD	FF	FR
1973		1	0			0	0	0	0
1974		64	26			3	0	1	1
1975		72	27			0	0	1	0
Totals		137	53			3	0	2	1

⇒BATES, PHILLIP • QB • 6-2, 209 • OMAHA, NEBRASKA

Yr.	G	Att	Com	Int	Pct	Yds	TD	Lng	Rat	Ypg	Att	Yds	TD	Lng
2007	12	0	0	0	0	0	0	0	0	0	7	-16	0	6
2008	11	24	11	1	.458	137	2	27	113.0	12.5	24	166	0	56
Totals	23	24	11	1	.458	137	2	27	113.0	12.5	31	150	0	56

⇒BATES, PHILLIP • WR • 6-2, 209 • OMAHA, NEBRASKA

Yr.	G	Rec	Yds	Ypr	TD	Lng	Ypg	Att	Yds	TD	Lng
2007	9	5	73	14.6	0	38	8.1	7	-16	0	6
2008	11	0	0	0	0	0	0	24	166	0	56
Totals	23	5	73	14.6	0	38	3.2	31	150	0	56

⇒BAUER, JEFF • DB • 5-11, 178 • ANKENY, IOWA

Yr.	G	Tkls	Ast	Sks	TFL-Yd	Int	TD	FF	FR
1988	7	12	6	0	0-0	0	1	0	1
1989	11	62	23	1	2-10	0	0	1	1
1990	11	42	18	0	0-0	0	0	1	1
Totals	29	116	47	1	2-10	0	1	2	3

⇒BAUM, RYAN • WR • 5-10, 186 • GILBERT, IOWA

Yr.	G	Rec	Yds	Ypr	TD	Lng	Ypg	Att	Yds	TD	Lng
2003	11	1	12	12.0	0	12	0	0	0	0	0
2004	12	0	0	0	0	0	0	0	0	0	0
2005	5	0	0	0	0	0	0	0	0	0	0
2006	12	0	0	0	0	0	0	0	0	0	0
Totals	40	1	12	12.0	0	12	0	0	0	0	0

⇒BEAL, LEROY • WR • 6-2, 175 • SIKESTON, MISSOURI

Yr.	G	Rec	Yds	Ypr	TD	Lng	Ypg	Att	Yds	TD	Lng
1951	2	12	6.0	1				0	0	0	
Totals	2	12	6.0	1				0	0	0	

⇒BEAMAN, BRUCE • LB • 6-0, 206 • ROCHESTER, NEW YORK

Yr.	G	Tkls	Ast	Sks	TFL-Yd	Int	TD	FF	FR
1973		3	1			0	0	0	0
1974		1	0			0	0	0	0
Totals		4	1			0	0	0	0

⇒BEAN, JIM • RB • 5-7, 143 • GENESEO, ILLINOIS

Yr.	G	Att	Yds	Ypc	TD	Lng	Ypg	Rec	Yds	TD	Lng
1947	5	55	11.0	0				0	0	0	
Totals	5	55	11.0	0				0	0	0	

⇒BEAUCHAMP, JOE • WR • 6-0, 187 • MILWAUKEE, WISCONSIN

Yr.	G	Rec	Yds	Ypr	TD	Lng	Ypg	Att	Yds	TD	Lng
1964	3	67	22.3	0				2	1	0	
Total	3	67	22.3	0				2	1	0	



⇒**BECK, ADAM • DB • 6-0, 187 • ALEXANDRIA, VIRGINIA**

Yr.	G	Tkls	Ast	Sks	TFL-Yd	Int	TD	FF	FR
1987	3	3	3	0	0-0	0	0	0	0
1988	11	72	31	2	5-26	0	0	1	1
Totals	14	75	34	2	5-26	0	0	1	1

⇒**BECKOM, JESSE • LB • 6-0, 215 • CHICAGO, ILLINOIS**

Yr.	G	Tkls	Ast	Sks	TFL-Yd	Int	TD	FF	FR
1998	11	76	20	3.5	7.5-36	0	0	1	0
1999	11	61	25	3	5-36	0	0	2	0
Totals	22	137	45	6.5	12.5-72	0	0	3	0

⇒**BELL, ALLEN • DB • 6-1, 190 • TALLAHASSEE, FLORIDA**

Yr.	G	Tkls	Ast	Sks	TFL-Yd	Int	TD	FF	FR
2007	12	54	20	0	0.5-1	1	0	0	1
2008	12	13	5	0	0-0	1	0	0	0
2009	4	2	1	0	0-0	0	0	0	1
Totals	28	69	26	0	0.5-1	2	0	0	2

⇒**BELL, CAMERON • LB • 6-2, 237 • ROUND ROCK, TEXAS**

Yr.	G	Tkls	Ast	Sks	TFL-Yd	Int	TD	FF	FR
2007	12	3	0	0	0-0	0	0	0	0
2008	11	19	5	0	0-0	0	0	0	0
Totals	23	22	5	0	0-0	0	0	0	0

⇒**BELICHICK, FRANK • DL • 6-1, 212 • YOUNGSTOWN, OHIO**

Yr.	G	Tkls	Ast	Sks	TFL-Yd	Int	TD	FF	FR
1965		51	33			0	0		2
Totals		51	33			0	0		2

⇒**BENDA, MARK • LB • 5-9, 210 • RED OAK, IOWA**

Yr.	G	Tkls	Ast	Sks	TFL-Yd	Int	TD	FF	FR
1975		144	76			0	0	3	0
1976		77	36		4-28	2	0	2	1
Totals		221	112		4-28	2	0	5	1

⇒**BENIKE, ADAM • PK • 5-10, 220 • ROCHESTER, MINNESOTA**

Yr.	G	PAT	Att	Pct	FG	FGA	Pct	Lng	TP
2002	14	46	48	.958	17	23	.739	48	97
2003	12	19	19	1.000	6	8	.750	43	37
Totals	26	65	67	.970	23	31	.742	48	134

⇒**BENNETT, BRYCE • WR • 6-1, 176 • DES MOINES, IOWA**

Yr.	G	Rec	Yds	Ypr	TD	Lng	Ypg	Att	Yds	TD	Lng
1946		1	15	15.0	0			0	0	0	
1947		4	69	17.3	0			0	0	0	
Totals		5	84	16.8	0			0	0	0	

⇒**BENSON, SCOTT • DL • 6-1, 233 • OMAHA, NEBRASKA**

Yr.	G	Tkls	Ast	Sks	TFL-Yd	Int	TD	FF	FR
1985	3	5	3	0	0-0	0	0	0	0
1986	10	38	17	2	7-30	0	0	2	0
1987	7	16	6	0	0-0	0	0	0	0
Totals	20	59	26	2	7-30	0	0	2	0

⇒**BENTON, SPENCER • DL • 6-2, 245 • VAN METER, IOWA**

Yr.	G	Tkls	Ast	Sks	TFL-Yd	Int	TD	FF	FR
2016	12	21	12	1.5	2-10	0	0	0	0
Totals	12	21	12	1.5	2-10	0	0	0	0



ENCYCLOPEDIA

⇒ BENTON, TER'RAN • DB • 6-0, 208 • ARLINGTON, TEXAS

Yr.	G	Tkls	Ast	Sks	TFL-Yd	Int	TD	FF	FR
2008	12	24	9	0	2-16	0	0	1	1
2009	10	41	21	2	3.5-23	0	0	0	1
2010	11	58	23	1	4-11	0	0	0	1
2011	13	65	14	0	4-12	3	0	0	1
Totals	46	188	67	3	13.5-62	3	0	1	4

⇒ BERG, CALEB • DB • 6-1, 199 • YORK, NEBRASKA

Yr.	G	Tkls	Ast	Sks	TFL-Yd	Int	TD	FF	FR
2004	12	10	3	0	0-0	0	0	0	0
2005	10	6	4	0	0-0	0	0	0	0
2006	12	76	35	0	0.5-0	0	0	0	2
2007	7	20	9	0	0-0	0	0	0	0
Totals	41	112	51	0	0.5-0	0	0	0	2

⇒ BERN, RANDY • DL • 6-4, 250 • SPENCER, IOWA

Yr.	G	Tkls	Ast	Sks	TFL-Yd	Int	TD	FF	FR
1986	4	1	0	0	0-0	0	0	0	0
1987	11	57	20	2	5-15	0	0	2	1
1988	10	80	43	0.5	2.5-9	0	0	3	2
1989	11	46	27	2.5	3.5-29	0	0	2	1
Totals	36	184	90	5	11-53	0	0	7	4

⇒ BERRYMAN, JASON • DL • 6-3, 250 • HOUSTON, TEXAS

Yr.	G	Tkls	Ast	Sks	TFL-Yd	Int	TD	FF	FR
2003	12	110	49	3	9-48	1	0	1	1
2005	12	72	34	7.5	11-48	1	0	1	1
Totals	24	182	83	10.5	20-96	2	0	2	2

⇒ BERTHUSEN, BILL • DL • 6-5, 285 • MARSHALLTOWN, IOWA

Yr.	G	Tkls	Ast	Sks	TFL-Yd	Int	TD	FF	FR
1983	4	6	2	0	3-10	0	0	0	0
1984	11	39	16	2	5-20	0	0	1	0
1985	10	56	22	0	2-3	0	0	0	2
1986	11	73	26	4	10-50	0	1	1	1
Totals	36	174	66	6	20-83	0	1	2	3

⇒ BESKE, WAYNE • DL • 6-1, 212 • MINNEAPOLIS, MINNESOTA

Yr.	G	Tkls	Ast	Sks	TFL-Yd	Int	TD	FF	FR
1967		4	1			0	0		0
1968		4	0			0	0		0
1969		7	3			0	0		0
Totals		15	4			0	0		0

⇒ BIBBS, E.J. • TE • 6-3, 264 • CHICAGO, ILLINOIS

Yr.	G	Rec	Yds	Ypr	TD	Lng	Ypg	Att	Yds	TD	Lng
2013	12	39	462	11.8	2	39	38.5	0	0	0	0
2014	10	45	382	8.5	8	33	38.2	0	0	0	0
Totals	22	84	844	10.0	10	39	38.4	0	0	0	0

⇒ BIBBS, MICHAEL • LB • 6-1, 234 • ATLANTA, GEORGIA

Yr.	G	Tkls	Ast	Sks	TFL-Yd	Int	TD	FF	FR
2007	12	19	6	0	2-7	0	0	0	0
2008	9	48	16	1	2.5-13	2	0	2	0
Totals	21	67	22	1	4.5-20	2	0	2	0

⇒ BILLUPS, JAMAINE • DB • 5-9, 208 • OMAHA, NEBRASKA

Yr.	G	Tkls	Ast	Sks	TFL-Yd	Int	TD	FF	FR
2002	13	97	28	0	2-3	1	0	0	2
2003	12	116	30	1	5-15	1	1	2	1
Totals	25	213	58	1	7-18	2	1	2	3



⇒**BILLUPS, JAMAINE • RB • 5-9, 208 • OMAHA, NEBRASKA**

Yr.	G	Att	Yds	Ypc	TD	Lng	Ypg	Rec	Yds	TD	Lng
2000	11	1	3	3.0	0	3	0.3	0	0	0	0
2001	11	18	46	2.6	1	11	4.2	4	29	0	11
2002	13	0	0	0	0	0	0	0	0	0	0
2003	12	0	0	0	0	0	0	0	0	0	0
Totals	47	19	49	2.6	1	11	1.0	4	29	0	11

⇒**BIXBY, KEN • DL • 6-2, 222 • DES PLAINES, ILLINOIS**

Yr.	G	Tkls	Ast	Sks	TFL-Yd	Int	TD	FF	FR
1966		3	2			0	0	0	
1967		5	1			0	0	0	
Totals		8	3			0	0	0	

⇒**BIVINS, GERRICK • WR • 5-11, 177 • BELLEVILLE, ILLINOIS**

Yr.	G	Rec	Yds	Ypr	TD	Lng	Ypg	Att	Yds	TD	Lng
1995	7	2	18	9.0	0	9	2.6	0	0	0	0
1996	6	0	0	0	0	0	0	0	0	0	0
1997	3	6	112	18.7	2	28	37.3	0	0	0	0
Totals	16	8	130	16.3	2	28	8.1	0	0	0	0

⇒**BLABOLIL, RICK • P • 6-0, 183 • CHESTERFIELD, MISSOURI**

Yr.	G	P	Yds	Avg	Lng
1975		57	2306	40.5	60
1976		60	2567	42.8	61
1977		71	2953	41.6	63
Totals		188	7826	41.6	63

⇒**BLAIR, MATT • LB • 6-5, 220 • DAYTON, OHIO**

Yr.	G	Tkls	Ast	Sks	TFL-Yd	Int	TD	FF	FR
1971		115	66			4	0	0	6
1972		10	5			0	0	0	0
1973		77	39			1	0	3	3
Totals		202	110			5	0	3	9

⇒**BLANEY, BRETT • TE • 6-6, 239 • GRUNDY CENTER, IOWA**

Yr.	G	Rec	Yds	Ypr	TD	Lng	Ypg	Att	Yds	TD	Lng
1980		1	13	13.0	0	13		0	0	0	0
1982		4	47	11.8	0	13		0	0	0	0
1983		4	39	9.8	0	17		0	0	0	0
1984		3	32	10.7	0	18		0	0	0	0
Totals		12	131	10.9	0	18		0	0	0	0

⇒**BLANKENSHIP, TROY • P • 6-1, 195 • CEDAR RAPIDS, IOWA**

Yr.	G	P	Yds	Avg	Lng
2002	5	20	816	40.8	54
2003	4	10	381	38.1	50
2004	12	75	2879	38.4	53
2005	12	68	2894	42.6	69
Totals	33	173	6970	40.3	69

⇒**BLAZEK, PAUL • RB • 5-11, 188 • JACKSON JUNCTION, IOWA**

Yr.	G	Att	Yds	Ypc	TD	Lng	Ypg	Rec	Yds	TD	Lng
1991	3	1	4	4.0	0	4	1.3	0	0	0	0
Totals	3	1	4	4.0	0	4	1.3	0	0	0	0

⇒**BLOCK, TRAVIS • DL • 6-0, 250 • ZWINGLE, IOWA**

Yr.	G	Tkls	Ast	Sks	TFL-Yd	Int	TD	FF	FR
1989	11	48	27	2.5	6-16	0	0	3	0
1990	11	55	23	2	7-23	0	0	0	1
1991	11	38	14	0	3-3	0	0	0	0
Totals	33	141	64	4.5	16-42	0	0	3	1



ENCYCLOPEDIA

⇒BLUE, LUTHER • WR • 6-0, 188 • VALDOSTA, GEORGIA

Yr.	G	Rec	Yds	Ypr	TD	Lng	Ypg	Att	Yds	TD	Lng
1974		26	450	17.3	4	46		2	21	0	12
1975		10	179	17.9	0	38		13	14	0	11
1976		33	644	19.5	5	61		0	0	0	0
Totals		69	1273	18.4	9	61		15	35	0	12

⇒BLYTHE, TODD • WR • 6-5, 214 • INDIANOLA, IOWA

Yr.	G	Rec	Yds	Ypr	TD	Lng	Ypg	Att	Yds	TD	Lng
2004	12	39	833	21.4	9	51	69.4	1	6	0	6
2005	12	51	1000	19.6	9	63	83.3	0	0	0	0
2006	9	34	484	14.2	8	31	53.8	0	0	0	0
2007	12	52	779	15.0	5	55	64.9	0	0	0	0
Totals	45	176	3096	17.6	31	63	68.8	1	6	0	6

⇒BOESEN, BEN • TE • 6-5, 249 • DES MOINES, IOWA

Yr.	G	Rec	Yds	Ypr	TD	Lng	Ypg	Att	Yds	TD	Lng
2013	8	2	9	4.5	0	5	1.1	0	0	0	0
2014	12	0	0	0.0	0	0	0.0	0	0	0	0
2015	12	4	22	5.5	0	7	1.8	0	0	0	0
Totals	32	6	31	5.2	0	7	1.0	0	0	0	0

⇒BOLKS, ROB • DB • 6-1, 190 • HULL, IOWA

Yr.	G	Tkls	Ast	Sks	TFL-Yd	Int	TD	FF	FR
1971		5	3			0	0	0	0
1973		1	0			0	0	0	1
1974		2	1			0	0	0	1
Totals		8	4			0	0	0	2

⇒BOLLER, CRAIG • DL • 6-1, 205 • BELMOND, IOWA

Yr.	G	Tkls	Ast	Sks	TFL-Yd	Int	TD	FF	FR
1967		9	4			0	0	0	0
1968		6	1			0	0	0	0
1969		8	2			0	0	0	0
Totals		23	7			0	0	0	0

⇒BOSKEY, CHRIS • DL • 6-3, 240 • CHICAGO, ILLINOIS

Yr.	G	Tkls	Ast	Sks	TFL-Yd	Int	TD	FF	FR
1978		131	81		6-25	0	0	1	2
1979		52	17		8-24	0	0	1	1
1981		36	24		3-20	0	0	1	2
1982		67	34	1	5-18	0	0	2	0
Totals		286	156	1	22-87	0	0	5	5

⇒BOSKEY, TOM • LB • 6-2, 221 • CHICAGO, ILLINOIS

Yr.	G	Tkls	Ast	Sks	TFL-Yd	Int	TD	FF	FR
1975		4	1			0	0	1	0
1976		107	39		6-13	3	0	1	3
1977		103	41		4-20	0	0	1	2
1978		95	41		2-5	0	0	1	0
Totals		309	122		12-38	3	0	4	5

⇒BOWEN, ALVIN • LB • 6-2, 218 • EAST ORANGE, NEW JERSEY

Yr.	G	Tkls	Ast	Sks	TFL-Yd	Int	TD	FF	FR
2005	12	33	14	1	2-10	0	0	1	0
2006	12	155	63	1	5-10	2	0	1	1
2007	12	99	32	2	12.5-51	1	0	5	1
Totals	36	287	109	4	19.5-71	3	0	7	2

⇒BOYINGTON, JERRY • DL • 6-2, 216 • CLARION, IOWA

Yr.	G	Tkls	Ast	Sks	TFL-Yd	Int	TD	FF	FR
1968		56	29			0	0	0	1
1969		11	6			0	0	0	0
1970		3	2			0	0	0	0
Totals		70	37			0	0	0	1



⇒**BOZICH, RANDY • DB • 6-1, 180 • MILWAUKEE, WISCONSIN**

Yr.	G	Tkls	Ast	Sks	TFL-Yd	Int	TD	FF	FR
1972		35	9			1	1		0
1973		53	31			4	0	1	0
Totals		88	40			5	1	1	0

⇒**BRAAKSMA, BRYCE • DL • 6-3, 262 • SHELDON, IOWA**

Yr.	G	Tkls	Ast	Sks	TFL-Yd	Int	TD	FF	FR
2005	3	1	1	0	0-0	0	0	0	0
2006	11	17	8	1	2.5-8	0	0	0	0
2007	12	29	10	4	5-38	0	0	1	1
Totals	26	47	19	5	7.5-46	0	0	1	1

⇒**BRACKENS, JARED • LB • 6-1, 213 • MESQUITE, TEXAS**

Yr.	G	Tkls	Ast	Sks	TFL-Yd	Int	TD	FF	FR
2011	12	7	2	0	0-0	0	0	0	0
2012	10	7	0	0	0-0	0	0	0	0
2013	12	61	24	2	4.5-17	0	0	0	1
2014	12	57	23	0	7-30	0	0	0	0
Totals	46	132	49	2	11.5-47	0	0	0	1

⇒**BRADLEY, SCOTT • P • 6-3, 183 • ZUMBROTA, MINNESOTA**

Yr.	G	P	Yds	Avg	Lng
1973		65	2661	40.9	
1974		65	2601	40.0	65
Totals		130	5262	40.5	65

⇒**BRANCH, CALVIN • RB • 5-11, 189 • SPRING, TEXAS**

Yr.	G	Att	Yds	Ypc	TD	Lng	Ypg	Rec	Yds	TD	Lng
1992	4	12	29	2.4	1	6	7.3	0	0	0	0
1993	11	84	478	5.7	2	46	43.5	16	350	4	72
1994	10	62	320	5.2	0	29	32.0	19	370	4	58
Totals	25	158	827	5.2	3	46	33.1	35	720	8	72

⇒**BRANDERHORST, REID • TE • 6-4, 242 • FT. DODGE, IOWA**

Yr.	G	Rec	Yds	Ypr	TD	Lng	Ypg	Att	Yds	TD	Lng
2011	13	10	55	5.5	1	8	4.2	0	0	0	0
Totals	13	10	55	5.5	1	8	4.2	0	0	0	0

⇒**BRANDTNER, MIKE • P • 6-0, 200 • BETTENDORF, IOWA**

Yr.	G	P	Yds	Avg	Lng
2006	12	56	2309	41.2	73
2007	12	69	2721	39.4	62
2008	10	51	2124	41.6	69
2009	13	66	2690	40.8	64
Totals	47	242	9844	40.7	73

⇒**BRANNON, ROBERT • DL • 6-3, 293 • RIALTO, CALIFORNIA**

Yr.	G	Tkls	Ast	Sks	TFL-Yd	Int	TD	FF	FR
1998	11	27	11	1.5	1.5-15	0	0	0	0
1999	11	69	25	3	5-12	0	0	3	0
Totals	22	96	36	4.5	6.5-27	0	0	3	0

⇒**BRANTLEY, MICHAEL • WR • 6-0, 190 • LONG ISLAND, NEW YORK**

Yr.	G	Rec	Yds	Ypr	TD	Lng	Ypg	Att	Yds	TD	Lng
1996	9	1	2	2.0	0	2	0.2	0	0	0	0
1997	3	2	19	9.5	0	13	6.3	0	0	0	0
1998	6	11	222	20.2	2	66	37.0	0	0	0	0
1999	6	16	289	18.1	2	59	48.1	1	6	0	6
Totals	24	30	532	17.7	4	66	22.2	1	6	0	6

⇒**BRASWELL, JEFF • LB • 6-1, 224 • RIVIERA BEACH, FLORIDA**

Yr.	G	Tkls	Ast	Sks	TFL-Yd	Int	TD	FF	FR
1984	11	142	49	3	16-52	1	0	4	4
1985	10	82	28	2	11-36	0	0	1	0
Totals	21	224	77	5	27-88	1	0	5	4



ENCYCLOPEDIA

⇒BRAZON, LARRY • DL • 6-3, 227 • RIVER ROUGE, MICHIGAN

Yr.	G	Tkls	Ast	Sks	TFL-Yd	Int	TD	FF	FR
1965		5	3			0	0	0	0
Totals		5	3			0	0	0	0

⇒BRCKA, DAVID • LB • 6-2, 243 • WEST DES MOINES, IOWA

Yr.	G	Tkls	Ast	Sks	TFL-Yd	Int	TD	FF	FR
1996	11	127	36	0	3-3	0	0	0	0
1997	9	67	28	0	1-1	0	0	1	1
1998	9	42	12	1	3-14	0	0	0	0
1999	8	48	16	1	1-7	0	0	0	0
Totals	37	284	92	2	8-25	0	0	1	1

⇒BRECKENRIDGE, JOHN • P • 5-10, 186 • CHARLES CITY, IOWA

Yr.	G	P	Yds	Avg	Lng
1954	8	297	35.9		
1955	15	489	32.5		
Totals	23	786	34.2		

⇒BRECKENRIDGE, JOHN • QB • 5-10, 186 • CHARLES CITY, IOWA

Yr.	G	Att	Com	Int	Pct	Yds	TD	Lng	Rat	Ypg	Att	Yds	TD	Lng
1954		76	35	7	.461	236	2		62.4	39	-28	1		
1955		89	36	9	.404	354	4		68.5	24	-33	1		
Totals		165	71	16	.430	590	6		65.7	63	-61	2		

⇒BRIDGES, EDDIE • WR • 5-10, 171 • CHICAGO, ILLINOIS

Yr.	G	Rec	Yds	Ypr	TD	Lng	Ypg	Att	Yds	TD	Lng
1986	11	15	330	22.0	2	49	30.0	0	0	0	0
1987	11	26	324	12.5	2	46	29.5	0	0	0	0
Totals	22	41	654	15.9	4	49	29.7	0	0	0	0

⇒BROOKS, BILL • DL • 6-0, 208 • MUSKEGON, MICHIGAN

Yr.	G	Tkls	Ast	Sks	TFL-Yd	Int	TD	FF	FR
1965		5	3			0	0	0	0
1966		8	5			0	0	0	0
Totals		13	8			0	0	0	0

⇒BROOKS, JAMES • WR • 5-11, 178 • HOUSTON, TEXAS

Yr.	G	Rec	Yds	Ypr	TD	Lng	Ypg	Att	Yds	TD	Lng
1992	10	6	75	12.5	0	21	7.5	0	0	0	0
1993	9	2	139	65.0	2	77	15.4	0	0	0	0
1994	8	7	97	13.9	0	22	12.1	0	0	0	0
Totals	27	15	311	20.7	2	77	11.5	0	0	0	0

⇒BROOMFIELD, DEON • DB • 6-0, 206 • PALM BAY, FLORIDA

Yr.	G	Tkls	Ast	Sks	TFL-Yd	Int	TD	FF	FR
2010	12	8	2	0	0-0	0	0	0	1
2011	13	23	10	0	0-0	0	0	0	0
2012	13	45	20	0	1-4	2	0	2	1
2013	12	57	19	0	0-0	1	0	2	2
Totals	50	133	51	0	1-4	3	0	4	4

⇒BROUILLETTE, BOB • P • 6-2, 200 • SIOUX CITY, IOWA

Yr.	G	P	Yds	Avg	Lng
1967	78	2886	37.0		
1968	63	2501	39.7		
1969	83	3397	40.9		
Totals	224	8784	39.2		

⇒BROWN, BRANDON • LB • 6-0, 230 • HOUSTON, TEXAS

Yr.	G	Tkls	Ast	Sks	TFL-Yd	Int	TD	FF	FR
2001	9	13	3	1	1.5-10	0	0	0	1
2002	14	137	41	6	7-40	1	0	0	3
2003	12	96	20	3	12-38	0	0	2	1
2004	9	63	20	2	5.5-23	0	0	2	2
Totals	44	309	84	12	26-111	1	0	4	7



⇒**BROWN, CHRIS • DB • 5-10, 172 • GAINESVILLE, TEXAS**

Yr.	G	Tkls	Ast	Sks	TFL-Yd	Int	TD	FF	FR
2005	3	0	0	0	0-0	0	0	0	0
2006	5	3	2	0	0-0	0	0	0	0
2007	11	43	10	1	1-10	0	0	0	0
2008	6	14	2	0	0-0	0	0	1	1
Totals	25	60	14	1	1-10	0	0	1	1

⇒**BROWN, EDDIE • WR • 5-10, 180 • TOPEKA, KANSAS**

Yr.	G	Rec	Yds	Ypr	TD	Lng	Ypg	Att	Yds	TD	Lng
1986	11	9	159	17.7	3	33	14.5	1	-9	0	0
1988	11	18	403	22.4	2	58	36.6	3	32	0	13
Totals	22	27	562	20.8	5	58	25.5	4	23	0	13

⇒**BROWN, HAROLD • RB • 6-2, 210 • RAVENNA, OHIO**

Yr.	G	Att	Yds	Ypc	TD	Lng	Ypg	Rec	Yds	TD	Lng
1982	11	114	622	5.5	8	41	56.5	9	77	0	16
Totals	11	114	622	5.5	8	41	56.5	9	77	0	16

⇒**BROWN, JAMES • DB • 5-10, 188 • CHICAGO, ILLINOIS**

Yr.	G	Tkls	Ast	Sks	TFL-Yd	Int	TD	FF	FR
1993	11	37	15	0	1-3	1	0	0	0
1994	11	57	21	0	1-3	0	0	1	1
1995	11	49	13	0	1-9	0	0	1	0
1996	11	45	18	0	0-0	0	0	0	0
Totals	44	188	67	0	3-15	1	0	2	1

⇒**BROWN, JOE • DB • 5-11, 174 • PAHOKEE, FLORIDA**

Yr.	G	Tkls	Ast	Sks	TFL-Yd	Int	TD	FF	FR
1978		6	4		0-0	1	0	0	0
1979		32	14		1-1	3	0	0	2
1980		21	5		0-0	1	0	0	1
1981		56	21		2-9	4	0	0	2
Totals		115	44		3-10	9	0	0	5

⇒**BROWN, MICHAEL • RB • 5-7, 160 • CINCINNATI, OHIO**

Yr.	G	Att	Yds	Ypc	TD	Lng	Ypg	Rec	Yds	TD	Lng
1986	4	13	65	5.0	1	12	16.3	1	24	0	24
1987	3	23	94	4.1	1	26	31.3	1	7	0	7
Totals	7	36	159	4.4	2	26	22.7	2	31	0	24

⇒**BROWN, TYLER • RB • 5-11, 188 • LAKE LAND, FLORIDA**

Yr.	G	Att	Yds	Ypc	TD	Lng	Ypg	Rec	Yds	TD	Lng
2014	11	24	109	4.5	0	16	9.9	3	23	1	11
2015	6	24	94	3.9	0	34	15.7	4	24	0	19
Totals	17	48	203	4.2	0	34	11.9	7	47	1	19

⇒**BRUBAKER, HOWARD • PK • 5-9, 175 • CROSS KEYS, PENNSYLVANIA**

Yr.	G	PAT	Att	Pct	FG	FGA	Pct	Lng	TP
1949		0	1	0					0
Totals		0	1	0					0

⇒**BRUBAKER, JOE • PK • 5-11, 182 • CROSS KEYS, PENNSYLVANIA**

Yr.	G	PAT	Att	Pct	FG	FGA	Pct	Lng	TP
1948		6	10	.600					6
1949		7	12	.583					7
Totals		13	22	.591					13

⇒**BRUN, ERNST • TE • 6-3, 251 • STONE MOUNTAIN, GEORGIA**

Yr.	G	Rec	Yds	Ypr	TD	Lng	Ypg	Att	Yds	TD	Lng
2012	13	26	330	12.7	6	69	25.4	0	0	0	0
2013	8	6	47	7.8	0	19	5.9	0	0	0	0
Totals	21	32	337	11.8	6	69	18	0	0	0	0



ENCYCLOPEDIA

⇒BRYANT, BLAISE • RB • 6-0, 200 • HUNTINGTON BEACH, CALIFORNIA

Yr.	G	Att	Yds	Ypc	TD	Lng	Ypg	Rec	Yds	TD	Lng
1989	11	299	1516	5.1	19	72	137.8	20	202	0	29
1990	9	187	753	4.0	12	71	83.7	18	210	1	40
Totals	20	486	2269	4.7	31	72	113.45	38	412	1	40

⇒BUCHANAN, JAMARR • LB • 6-2, 230 • DOLTON, ILLINOIS

Yr.	G	Tkls	Ast	Sks	TFL-Yd	Int	TD	FF	FR
2004	12	31	19	0.5	1.5-4	1	0	0	0
2005	11	61	32	0	2.5-7	0	0	0	1
Totals	23	92	51	0.5	4-11	1	0	0	1

⇒BUCK, TOM • WR • 5-11, 186 • CUYAHOGA FALLS, OHIO

Yr.	G	Rec	Yds	Ypr	TD	Lng	Ypg	Att	Yds	TD	Lng
1977		3	30	10.0	1	17		2	3	0	3
1979		3	37	12.3	0	15		0	0	0	0
Totals		6	67	11.2	1	17		2	3	0	3

⇒BUGGS, ANDREW • DB • 6-1, 180 • CARSON, CALIFORNIA

Yr.	G	Tkls	Ast	Sks	TFL-Yd	Int	TD	FF	FR
1989	10	36	10	0	0-0	2	0	0	0
1990	9	42	17	0	0-0	0	0	0	1
1991	6	21	6	0	0-0	4	0	0	0
1992	11	31	8	0	1-2	2	1	1	0
Totals	36	130	41	0	1-2	8	1	1	1

⇒BUNDRAGE, QUENTON • WR • 6-2, 198 • PALMETTO, FLORIDA

Yr.	G	Rec	Yds	Ypr	TD	Lng	Ypg	Att	Yds	TD	Lng
2012	13	20	232	11.6	2	35	17.8	0	0	0	0
2013	12	48	676	14.1	9	97	56.3	1	-5	0	0
2014	1	0	0	0.0	0	0	0.0	0	0	0	0
2015	12	41	548	13.4	4	37	45.7	0	0	0	0
Totals	38	109	1456	13.4	15	97	38.3	1	-5	0	0

⇒BUNTE, KEN • QB • 6-1, 188 • QUINCY, ILLINOIS

Yr.	G	Att	Com	Int	Pct	Yds	TD	Lng	Rat	Ypg	Att	Yds	TD	Lng
1963		70	26	6	.371	347	2		71.1		63	29	0	
1964		29	10	3	.345	116	0		47.4		23	78	0	
Total		99	36	9	.364	463	2		64.1		86	107	0	

⇒BURCHETT, RICK • DL • 6-1, 209 • HARLAN, IOWA

Yr.	G	Tkls	Ast	Sks	TFL-Yd	Int	TD	FF	FR
1965		3	1			0	0		1
Totals		3	1			0	0		1

⇒BURDEN, J. W. • P • 5-9, 159 • PORTSMOUTH, VIRGINIA

Yr.	G	P	Yds	Avg	Lng
1959		5	118	23.6	
Totals		5	118	23.6	

⇒BURDEN, J. W. • RB • 5-9, 159 • PORTSMOUTH, VIRGINIA

Yr.	G	Att	Yds	Ypc	TD	Lng	Ypg	Rec	Yds	TD	Lng
1959		38	134	3.5	2			0	0	0	
1960		26	146	5.6	2			1	12	0	
1961		37	169	4.6	1			7	84	0	
Totals		101	449	4.4	5			8	96	0	

⇒BURKETT, MAX • RB • 6-1, 195 • RHINELANDER, WISCONSIN

Yr.	G	Att	Yds	Ypc	TD	Lng	Ypg	Rec	Yds	TD	Lng
1951		0	0	0	0			1	7	0	
1952		38	136	3.6	2			0	0	0	
1953		109	342	3.1	1			16	9	0	
1954		97	528	5.4	4			9	40	1	
Totals		244	1006	4.1	7			26	56	1	



⇒**BURNS, ROGER • QB • 5-10, 155 • RED OAK, IOWA**

Yr.	G	Att	Com	Int	Pct	Yds	TD	Lng	Rat	Ypg	Att	Yds	TD	Lng
1952		3	0	2	0	0	0		-133.3		1	2	0	
Totals		3	0	2	0	0	0		-133.3		1	2	0	

⇒**BURNS, STEVE • LB • 6-1, 207 • SIOUX FALLS, SOUTH DAKOTA**

Yr.	G	Tkls	Ast	Sks	TFL-Yd	Int	TD	FF	FR
1970		4	2			0	0	0	
1971		48	24			0	0	2	
1972		24	16			0	0	1	
Totals		76	42			0	0	3	

⇒**BURRIS, KENYATTA • WR • 5-10, 184 • GRANADA HILLS, CALIFORNIA**

Yr.	G	Rec	Yds	Ypr	TD	Lng	Ypg	Att	Yds	TD	Lng
1998	8	10	105	10.5	0	23	13.1	4	2	0	7
1999	5	4	51	12.8	0	26	10.2	0	0	0	0
Totals	13	14	156	11.1	0	26	12.0	4	2	0	7

⇒**BUSCH, MIKE • TE • 6-5, 252 • DONAHUE, IOWA**

Yr.	G	Rec	Yds	Ypr	TD	Lng	Ypg	Att	Yds	TD	Lng
1986	11	7	90	12.9	1	21	8.2	0	0	0	0
1987	11	21	253	12.0	0	24	23.0	0	0	0	0
1988	10	27	343	12.7	1	33	34.3	0	0	0	0
1989	11	23	375	16.3	2	43	34.1	0	0	0	0
Totals	43	78	1061	13.6	4	43	24.6	0	0	0	0

⇒**BUSCH, TOM • DB • 6-0, 190 • GARNER, IOWA**

Yr.	G	Tkls	Ast	Sks	TFL-Yd	Int	TD	FF	FR
1965		3	1			0	0	0	
1966		2	0			0	0	0	
1967		3	0			0	0	1	
Totals		8	1			0	0	1	

⇒**BUSCH, TOM • P • 6-0, 190 • GARNER, IOWA**

Yr.	G	P	Yds	Avg	Lng
1966		13	475	36.6	
1967		16	629	39.3	
Totals		29	1104	38.1	

⇒**BUSCH, TOM • PK • 6-0, 190 • GARNER, IOWA**

Yr.	G	PAT	Att	Pct	FG	FGA	Pct	Lng	TP
1966		16	17	.941	6	10	.600		52
Totals		16	17	.941	6	10	.600		52

⇒**BUSCH, TOM • WR • 6-0, 190 • GARNER, IOWA**

Yr.	G	Rec	Yds	Ypr	TD	Lng	Ypg	Att	Yds	TD	Lng
1965		28	443	15.8	3			10	33	0	
1966		21	423	20.1	2			20	144	1	
1967		33	429	13.0	2			6	15	0	
Totals		82	1295	15.8	7			36	192	3	

⇒**BUTLER, HAKEEM • WR • 6-6, 210 • BALTIMORE, MARYLAND**

Yr.	G	Rec	Yds	Ypr	TD	Lng	Ypg	Att	Yds	TD	Lng
2016	11	9	134	14.9	2	39	12.18	0	0	0	0
Totals	11	9	134	14.9	2	39	12.18	0	0	0	0

⇒**BUTLER, JAMES • LB • 6-3, 189 • HEMPSTEAD, NEW YORK**

Yr.	G	Tkls	Ast	Sks	TFL-Yd	Int	TD	FF	FR
1984	7	15	10	0	1-3	0	0	0	0
1985	11	8	2	0	0-0	0	0	0	0
Totals	18	23	12	0	1-3	0	0	0	0

⇒**BUTTERS, TOM • QB • 5-11, 168 • OELWEIN, IOWA**

Yr.	G	Att	Com	Int	Pct	Yds	TD	Lng	Rat	Ypg	Att	Yds	TD	Lng
1967		13	5	2	.385	55	0		43.2		16	40	0	
Totals		13	5	2	.385	55	0		43.2		16	40	0	



ENCYCLOPEDIA

⇒BUTTS, MARC • DL • 6-2, 265 • DES MOINES, IOWA

Yr.	G	Tkls	Ast	Sks	TFL-Yd	Int	TD	FF	FR
1978		5	3		0-0	0	0	0	0
1979		50	23		3-24	0	0	1	3
1980		79	37		7-32	0	0	2	2
1981		75	31		3-3	0	0	3	1
Totals		209	94		13-59	0	0	6	6

⇒CALDWELL, KEVIN • QB • 6-2, 190 • OMAHA, NEBRASKA

Yr.	G	Att	Com	Int	Pct	Yds	TD	Lng	Rat	Ypg	Att	Yds	TD	Lng
1991	9	57	32	3	.561	416	1	41	112.7	46.2	156	428	3	28
Totals	9	57	32	3	.561	416	1	41	112.7	46.2	156	428	3	28

⇒CALLAHAN, DICK • PK • 6-0, 200 • LASALLE, ILLINOIS

Yr.	G	PAT	Att	Pct	FG	FGA	Pct	Lng	TP
1954		16	17	.941					16
1955		9	10	.900					9
Totals		25	27	.926					25

⇒CAMPBELL, CRAIG • WR • 5-11, 181 • SANTA FE SPRINGS, CALIFORNIA

Yr.	G	Rec	Yds	Ypr	TD	Lng	Ypg	Att	Yds	TD	Lng
1999	3	5	53	10.6	0	16	17.7	0	0	0	0
2000	11	20	353	17.6	1	53	32.1	0	0	0	0
2001	11	31	486	15.7	2	39	44.2	5	34	0	14
Totals	25	56	892	15.9	3	53	35.7	5	34	0	14

⇒CAMPBELL, GEORGE • DB • 6-0, 190 • UNIONDALE, NEW YORK

Yr.	G	Tkls	Ast	Sks	TFL-Yd	Int	TD	FF	FR
1971		77	47			3	0		0
1972		88	46			2	0		0
Totals		165	93			5	0		0

⇒CAMPBELL, SAM • DL • 6-4, 222 • RIVER ROUGE, MICHIGAN

Yr.	G	Tkls	Ast	Sks	TFL-Yd	Int	TD	FF	FR	TD
1966		59	35			2	0		1	0
1967		20	11			0	0		0	0
1968		7	1			0	0		0	0
Totals		86	47			2	0		1	0

⇒CAMPBELL, SAM • WR • 6-4, 222 • RIVER ROUGE, MICHIGAN

Yr.	G	Rec	Yds	Ypr	TD	Lng	Ypg	Att	Yds	TD	Lng
1968	21	372	17.7	4				1	5	0	
Totals	21	372	17.7	4				1	5	0	

⇒CANNON, BRIAN • DB • 6-0, 200 • NEENAH, WISCONSIN

Yr.	G	Tkls	Ast	Sks	TFL-Yd	Int	TD	FF	FR
1971		30	19			0	0		0
1972		2	1			0	0		0
Totals		32	20			0	0		0

⇒CANNON, BRIAN • RB • 6-0, 200 • NEENAH, WISCONSIN

Yr.	G	Att	Yds	Ypc	TD	Lng	Ypg	Rec	Yds	TD	Lng
1972		7	5	0.7	0			1	-3	0	0
Totals		7	5	0.7	0			1	-3	0	0

⇒CARATELLI, KEN • LB • 6-1, 228 • OAK PARK, MICHIGAN

Yr.	G	Tkls	Ast	Sks	TFL-Yd	Int	TD	FF	FR
1970		100	59			0	0		3
1971		91	55			0	0		2
1972		87	54			1	0		1
Totals		278	168			1	0		6



⇒**CARLSON, DEAN • QB • 6-3, 210 • RUSHFORD, MINNESOTA**

Yr.	G	Att	Com	Int	Pct	Yds	TD	Lng	Rat	Ypg	Att	Yds	TD	Lng
1970		220	105	16	.477	1391	11		102.8		69	169	4	
1971		253	123	17	.486	1634	12		105.1		84	16	7	
Totals		473	228	33	.482	3025	23		104.0		153	185	11	

⇒**CARLSON, LYLE • PK • 6-1, 207 • LAURENS, IOWA**

Yr.	G	PAT	Att	Pct	FG	FGA	Pct	Lng	TP
1956		2	6	.333					2
1957		12	15	.800	2				18
Totals		14	21	.667	2				20

⇒**CARLSON, MARK • LB • 6-1, 225 • LYTTON, IOWA**

Yr.	G	Tkls	Ast	Sks	TFL-Yd	Int	TD	FF	FR
1979		12	4		0-0	0	0	0	0
1980		118	59		5-18	1	1	2	1
1981		10	5		0-0	0	0	0	0
1982		103	39	2	6-27	1	0	1	2
Totals		243	107	2	11-45	2	1	3	3

⇒**CARLSON, TONY • DB • 5-10, 189 • ROLAND, IOWA**

Yr.	G	Tkls	Ast	Sks	TFL-Yd	Int	TD	FF	FR
1980		9	0		0-0	1	0	0	0
1981		4	1		0-0	0	0	0	1
Totals		13	1		0-0	1	0	0	1

⇒**CARNEY, CLARENCE • RB • 5-11, 185 • YONKERS, NEW YORK**

Yr.	G	Att	Yds	Ypc	TD	Lng	Ypg	Rec	Yds	TD	Lng
1947		1	0	0	0			0	0	0	
1948		2	6	3.0	0			0	0	0	
1950		5	13	2.6	0			1	37	0	
Totals		8	19	2.4	0			1	37	0	

⇒**CARPER, ADAM • DB • 6-2, 215 • CLARINDA, IOWA**

Yr.	G	Tkls	Ast	Sks	TFL-Yd	Int	TD	FF	FR
2005	12	41	19	0	2-7	1	0	1	1
2006	5	39	21	0	2-10	0	0	0	0
Totals	17	80	40	0	4-17	1	0	1	1

⇒**CARREATHERS, RAY • DB • 6-2, 194 • INKSTER, MICHIGAN**

Yr.	G	Tkls	Ast	Sks	TFL-Yd	Int	TD	FF	FR
1987	11	63	27	0	2-9	1	0	1	4
1988	11	77	31	0	2-4	2	0	1	2
Totals	22	140	58	0	4-13	3	0	2	6

⇒**CARSTENS, JORDAN • DL • 6-5, 300 • BAGLEY, IOWA**

Yr.	G	Tkls	Ast	Sks	TFL-Yd	Int	TD	FF	FR
2000	11	48	22	1	1-4	0	0	1	0
2001	11	81	35	2	2.5-12	0	0	0	0
2002	14	103	37	5	13-53	0	0	0	0
2003	11	74	30	2	5-18	0	0	1	1
Totals	47	306	124	10	21.5-87	0	0	2	1

⇒**CARWELL, LARRY • DB • 6-1, 189 • CAMPBELL, OHIO**

Yr.	G	Tkls	Ast	Sks	TFL-Yd	Int	TD	FF	FR
1965		63	34			2	0		4
1966		64	22			4	0		2
Totals		127	56			6	0		6

⇒**CARWELL, LARRY • RB • 6-1, 189 • CAMPBELL, OHIO**

Yr.	G	Att	Yds	Ypc	TD	Lng	Ypg	Rec	Yds	TD	Lng
1964		15	35	2.3	0			6	73	0	
Totals		15	35	2.3	0			6	73	0	



ENCYCLOPEDIA

⇒CATLETT, DERRICK • TE • 6-4, 243 • FORT COLLINS, COLORADO

Yr.	G	Rec	Yds	Ypr	TD	Lng	Ypg	Att	Yds	TD	Lng
2007	12	21	112	5.3	2	17	9.3	0	0	0	0
2008	12	20	230	11.5	0	33	19.2	0	0	0	0
2009	13	29	301	10.4	2	27	23.2	0	0	0	0
Totals	37	70	643	9.2	4	33	17.4	0	0	0	0

⇒CERRATO, VINNY • WR • 6-0, 185 • ALBERT LEA, MINNESOTA

Yr.	G	Rec	Yds	Ypr	TD	Lng	Ypg	Att	Yds	TD	Lng
1977		0	0	0	0	0		21	112	1	18
1978		1	15	15.0	0	15		14	116	1	36
1980		10	144	14.4	1	42		1	7	0	7
1981		12	189	15.8	1	41			0	0	0
Totals		23	348	15.1	2	42		36	235	2	36

⇒CHANDLER, JUSTIN • TE • 6-4, 260 • JACKSONVILLE, FLORIDA

Yr.	G	Rec	Yds	Ypr	TD	Lng	Ypg	Att	Yds	TD	Lng
2015	11	2	49	24.5	0	30	4.5	0	0	0	0
2016	12	4	49	12.2	0	22	4.1	0	0	0	0
Totals	23	6	98	16.3	0	30	4.3	0	0	0	0

⇒CHANDLER, TERRY • RB • 5-10, 185 • OELWEIN, IOWA

Yr.	G	Att	Yds	Ypc	TD	Lng	Ypg	Rec	Yds	TD	Lng
1960		3	26	8.7	0			0	0	0	
1962		31	180	5.8	2			2	62	0	
Totals		34	206	6.1	2			2	62	0	

⇒CHAPPER, DARRELL • RB • 5-8, 170 • LAKELAND, FLORIDA

Yr.	G	Att	Yds	Ypc	TD	Lng	Ypg	Rec	Yds	TD	Lng
1976		17	88	5.2	0	10		1	1	0	1
Totals		17	88	5.2	0	10		1	1	0	1

⇒CHAUNCEY, BILL • RB • 6-0, 181 • WEBSTER CITY, IOWA

Yr.	G	Att	Yds	Ypc	TD	Lng	Ypg	Rec	Yds	TD	Lng
1946		64	292	4.6	0			0	0	0	
1947		45	210	4.7	3			0	0	0	
1948		90	428	4.8	3			1	15	0	
1949		134	544	4.1	5			2	-15	0	
Totals		333	1474	4.4	11			3	0	0	

⇒CHERPINSKY, DICK • RB • 6-1, 190 • SIOUX CITY, IOWA

Yr.	G	Att	Yds	Ypc	TD	Lng	Ypg	Rec	Yds	TD	Lng
1951		55	246	4.5	2			8	85	2	
1952		62	278	4.5	3			3	43	0	
Totals		117	524	4.5	5			11	128	2	

⇒CIMBUREK, JERRY • RB • 6-0, 190 • CEDAR RAPIDS, IOWA

Yr.	G	Att	Yds	Ypc	TD	Lng	Ypg	Rec	Yds	TD	Lng
1950		16	77	4.8	1			0	0	0	
Totals		16	77	4.8	1			0	0	0	

⇒CINEFRO, JOHN • DL • 6-2, 212 • CLARENDON HILLS, ILLINOIS

Yr.	G	Tkls	Ast	Sks	TFL-Yd	Int	TD	FF	FR
1986	11	38	15	5	7-39	0	0	2	0
1988	8	34	19	1	2-7	0	0	0	0
Totals	19	72	34	6	9-46	0	0	2	0

⇒CLAPPER, JIM • P • 6-0, 187 • OTTAWA, ILLINOIS

Yr.	G	P	Yds	Avg	Lng
1960		2	48	24.0	
Totals		2	48	24.0	

⇒CLAPPER, JIM • WR • 6-0, 187 • OTTAWA, ILLINOIS

Yr.	G	Rec	Yds	Ypr	TD	Lng	Ypg	Att	Yds	TD	Lng
1961		2	7	3.5	0			0	0	0	
Totals		2	7	3.5	0			0	0	0	



⇒CLARK, BOB • P • 6-4, 198 • WINTERSET, IOWA

Yr.	G	P	Yds	Avg	Lng
1953		9	333	37.0	
1954		5	150	30.0	
Totals	14	483	34.5		

⇒CLARK, BOB • WR • 6-4, 198 • WINTERSET, IOWA

Yr.	G	Rec	Yds	Ypr	TD	Lng	Ypg	Att	Yds	TD	Lng
1953		7	64	9.1	0			1	14	0	
1954		1	7	7.0	0			0	0	0	
Totals	8	71	8.9	0	0		1	14	0		

⇒CLARK, DERRIK • LB • 6-4, 245 • LIVERMORE, IOWA

Yr.	G	Tkls	Ast	Sks	TFL-Yd	Int	TD	FF	FR
1996	11	115	29	7	12-73	0	0	1	0
1997	10	29	9	0	2-6	1	0	0	1
Totals	21	144	38	7	14-79	1	0	1	1

⇒CLAUSEN, NICK • DL • 6-5, 258 • HOLSTEIN, IOWA

Yr.	G	Tkls	Ast	Sks	TFL-Yd	Int	TD	FF	FR
1991	4	5	5	0	0-0	0	0	0	0
1992	6	1	0	0	0-0	0	0	0	0
1993	10	9	6	0	0-0	0	0	0	0
1994	4	9	6	0	1-2	0	0	0	0
Totals	24	24	17	0	1-2	0	0	0	0

⇒CLAY, OZZIE • RB • 6-0, 188 • HICKORY, NORTH CAROLINA

Yr.	G	Att	Yds	Ypc	TD	Lng	Ypg	Rec	Yds	TD	Lng
1961		26	138	5.3	3			0	0	0	
1962		28	130	4.6	1			1	5	0	
1963		20	43	2.2	0			1	3	0	
Totals	74	311	4.2	4	4		2	8	0		

⇒CLAYBERG, DAVE • P • 6-0, 189 • STORY CITY, IOWA

Yr.	G	P	Yds	Avg	Lng
1960		3	162	54.0	
1961		7	329	47.0	
Totals	10	491	49.1		

⇒CLAYBERG, DAVE • RB • 6-0, 189 • STORY CITY, IOWA

Yr.	G	Att	Yds	Ypc	TD	Lng	Ypg	Rec	Yds	TD	Lng
1960		40	153	3.8	2			0	0	0	
1961		13	30	2.3	0			0	0	0	
1962		8	19	2.4	0			1	15	0	
Totals	61	202	3.3	2	2		1	15	0		

⇒CLEAR, SAM • DB • 6-1, 201 • CHICAGO, ILLINOIS

Yr.	G	Tkls	Ast	Sks	TFL-Yd	Int	TD	FF	FR
1982		9	5	0	0-0	0	0	0	0
1983	10	36	22	0	2-5	1	0	0	0
Totals	45	27	0	2-5	1	0	0	0	0

⇒CLEMONS, MIKE • DB • 6-1, 183 • CHICAGO, ILLINOIS

Yr.	G	Tkls	Ast	Sks	TFL-Yd	Int	TD	FF	FR
1976		34	20		0-0	3	0	1	0
1977		68	37		0-0	1	0	2	1
1978		38	18		1-1	1	0	1	0
Totals	140	75	1-1	5	0	4	1		

⇒CLENENING, BOB • PK • 5-10, 180 • FRANKLIN PARK, ILLINOIS

Yr.	G	PAT	Att	Pct	FG	FGA	Pct	Lng	TP
1950		18	26	.692					18
1951		20	30	.667	1				23
1952		17	22	.773					17
Totals	55	78	.705	1					58



ENCYCLOPEDIA

⇒CLEWIS, HAROLD - DB - 5-9, 193 - MISSOURI CITY, TEXAS

Yr.	G	Tkls	Ast	Sks	TFL-Yd	Int	TD	FF	FR
2000	1	2	0	0	0-0	0	0	1	0
2001	11	32	10	0	1-1	2	0	0	1
2002	14	14	5	0	0-0	0	0	1	2
2003	12	41	9	0	2.5-8	0	0	0	0
Totals	38	89	24	0	3.5-9	2	0	2	3

⇒COE, RODNEY - DL - 6-3, 305 - FULTON, MISSOURI

Yr.	G	Tkls	Ast	Sks	TFL-Yd	Int	TD	FF	FR	TD
2013	12	37	15	0	5-11	0	0	0	0	0
Totals	12	37	15	0	5-11	0	0	0	0	0

⇒COFFEY, RAY - RB - 5-10, 180 - CHARITON, IOWA

Yr.	G	Att	Yds	Ypc	TD	Lng	Ypg	Rec	Yds	TD	Lng
1967		6	45	7.5	0				0	0	0
1969		18	97	5.4	0			3	4	0	
Totals		24	142	5.9	0			3	4	0	

⇒COLE, JEFF - LB - 6-1, 225 - WEST DES MOINES, IOWA

Yr.	G	Tkls	Ast	Sks	TFL-Yd	Int	TD	FF	FR
1991	9	40	17	0	1-1	0	0	0	0
1992	11	51	33	3	5-18	0	0	0	0
1993	11	123	43	1	5-19	1	0	1	1
1994	2	19	10	0	1-2	0	0	0	0
Totals	33	233	103	4	12-40	1	0	1	1

⇒COLE, SCOTT - LB - 6-1, 210 - ANKENY, IOWA

Yr.	G	Tkls	Ast	Sks	TFL-Yd	Int	TD	FF	FR
1976		15	9		0-0	0	0	0	2
1977		15	8		0-0	0	0	0	0
1978		66	25		2-4	0	0	0	1
1979		44	22		1-2	0	0	0	1
Totals		140	64		3-6	0	0	0	4

⇒COLEMAN, BEAU - DL - 6-1, 239 - SAN DIEGO, CALIFORNIA

Yr.	G	Tkls	Ast	Sks	TFL-Yd	Int	TD	FF	FR
2001	11	43	24	1	2.5-13	0	0	0	0
2002	14	80	32	4	5-29	0	0	0	1
Totals	25	123	56	5	7.5-42	0	0	0	1

⇒COLEMAN, GREG - RB - 6-0, 225 - IOWA CITY, IOWA

Yr.	G	Att	Yds	Ypc	TD	Lng	Ypg	Rec	Yds	TD	Lng
2004	9	1	2	2.0	0	2	0.2	0	0	0	0
2005	10	116	419	3.6	2	28	41.9	5	22	1	10
Totals	19	117	421	3.6	2	28	22.2	5	22	1	10

⇒COLEMAN, JUSTIN - WR - 5-11, 188 - BEATRICE, NEBRASKA

Yr.	G	Rec	Yds	Ypr	TD	Lng	Ypg	Att	Yds	TD	Lng
2012	11	0	0	0	0	0	0	0	0	0	0
2013	12	31	442	14.3	3	59	36.8	0	0	0	0
Totals	23	31	442	14.3	3	59	19.2	0	0	0	0

⇒COLEMAN, LON - LB - 6-2, 215 - MIAMI, FLORIDA

Yr.	G	Tkls	Ast	Sks	TFL-Yd	Int	TD	FF	FR
1971		6	2			0	0		1
1972		14	7			0	0		1
1973		28	10			0	0	2	2
Totals		48	19			0	0	2	4

⇒COLEMAN, RAY - WR - 6-2, 196 - WAUKEGAN, ILLINOIS

Yr.	G	Rec	Yds	Ypr	TD	Lng	Ypg	Att	Yds	TD	Lng
1969		3	25	8.3	2			1	1	0	
Totals		3	25	8.3	2			1	1	0	



⇒COLON, KEVIN • DB • 6-0, 186 • KANSAS CITY, KANSAS

Yr.	G	Tkls	Ast	Sks	TFL-Yd	Int	TD	FF	FR
1985	11	40	15	0	0-0	0	0	1	0
1986	11	52	22	2	4-18	1	0	2	1
Totals	22	92	37	2	4-18	1	0	3	1

⇒CONDITT, GEORGE • DL • 6-5, 253 • CHICAGO, ILLINOIS

Yr.	G	Tkls	Ast	Sks	TFL-Yd	Int	TD	FF	FR
1990	6	14	7	1	1-8	0	0	0	0
1992	8	17	8	1	3-10	0	0	1	0
Totals	14	31	15	2	4-18	0	0	1	0

⇒CONGIARDO, FRANK • P • 5-11, 175 • MURPHYSBORO, ILLINOIS

Yr.	G	P	Yds	Avg	Lng
1950		4	133	33.3	
1951		11	391	35.6	
1952		4	101	25.3	
Totals	19	625	32.9		

⇒CONGIARDO, FRANK • RB • 5-11, 175 • MURPHYSBORO, ILLINOIS

Yr.	G	Att	Yds	Ypc	TD	Lng	Ypg	Rec	Yds	TD	Lng
1950		59	153	2.6	3			8	120	0	
1951		99	315	3.2	2			11	98	1	
1952		34	129	3.8	1			7	54	1	
Totals	192	597	3.1	6				26	272	2	

⇒COOPER, FRANK • RB • 5-11, 199 • RIVIERA BEACH, FLORIDA

Yr.	G	Att	Yds	Ypc	TD	Lng	Ypg	Rec	Yds	TD	Lng
1975		1	4	4.0	0	4		0	0	0	0
1976		29	113	3.9	2	12		0	0	0	0
1977		3	4	1.3	0	2		0	0	0	0
Totals	33	121	3.7	2	12			0	0	0	0

⇒COOPER, JOHN • QB • 6-0, 180 • HEISKELL, TENNESSEE

Yr.	G	Att	Com	Int	Pct	Yds	TD	Lng	Rat	Ypg	Att	Yds	TD	Lng
1959		7	2	1	.286	21	0		25.2		14	38	0	
1960		11	5	3	.455	107	1		102.6		8	30	1	
1961		11	4	1	.364	60	0		64.0		8	3	0	
Totals	29	11	5	.379	188	1	69.3	30	71	1				

⇒COOPER, MICHAEL • LB • 6-1, 215 • OMAHA, NEBRASKA

Yr.	G	Tkls	Ast	Sks	TFL-Yd	Int	TD	FF	FR
1994	11	70	45	0	3-5	1	0	0	0
1995	11	108	41	2	4-20	0	0	1	2
1996	11	83	23	0	6-13	1	0	0	1
1997	11	111	40	0	2-7	0	0	0	2
Totals	44	372	149	2	15-45	2	0	1	5

⇒COPELAND, TIM • WR • 6-5, 194 • WILLINGBORO, NEW JERSEY

Yr.	G	Rec	Yds	Ypr	TD	Lng	Ypg	Att	Yds	TD	Lng
1980		2	44	22.0	0	30		0	0	0	0
Totals	2	44	22.0	0	30		0	0	0	0	0

⇒COTTON, DARIAN • DB • 5-11, 200 • MOUNT PLEASANT, IOWA

Yr.	G	Tkls	Ast	Sks	TFL-Yd	Int	TD	FF	FR
2012	7	0	0	0	0-0	0	0	0	0
2013	11	3	2	0	0-0	0	0	0	0
2014	12	27	15	0	1.5-1	0	0	0	0
2015	12	34	8	0	2.5-4	0	0	2	0
Totals	42	64	25	0	4.0-5	0	0	2	0



ENCYCLOPEDIA

⇨COTTON-MOYA, KAMARI • DB • 6-1, 200 • BAKERSFIELD, CALIFORNIA

Yr.	G	Tkls	Ast	Sks	TFL-Yd	Int	TD	FF	FR
2014	12	77	22	0	2-4	0	0	0	1
2015	6	40	14	0	2.5-5	0	0	0	0
2016	11	73	15	0	2-3	2	1	1	1
Totals	29	190	51	0	6.5-12	2	1	1	2

⇨COUCH, THERMAN • DL • 6-3, 219 • CHAPEL HILL, NORTH CAROLINA

Yr.	G	Tkls	Ast	Sks	TFL-Yd	Int	TD	FF	FR	TD
1969		7	3			0	0	0	0	0
1970		106	65			0	0	0	0	0
Totals		113	68			0	0	0	0	0

⇨COUGHLIN, KEVIN • DB • 6-1, 189 • WATERLOO, IOWA

Yr.	G	Tkls	Ast	Sks	TFL-Yd	Int	TD	FF	FR
1980	12	3			0-0	0	0	0	0
1981	33	11			3-10	0	0	0	1
Totals	45	14			3-10	0	0	0	1

⇨COUSIN, DEVLYN • DL • 6-1, 295 • ST. MARYS, GEORGIA

Yr.	G	Tkls	Ast	Sks	TFL-Yd	Int	TD	FF	FR
2013	7	6	3	0	1.5-3	0	0	0	0
2014	9	12	10	1	1-9	0	0	0	0
Totals	16	18	13	1	2.5-12	0	0	0	0

⇨COX, DICK • RB • 6-0, 185 • AMES, IOWA

Yr.	G	Att	Yds	Ypc	TD	Lng	Ypg	Rec	Yds	TD	Lng
1951		17	44	2.6	0			6	95	1	
1952		44	137	3.1	0			11	100	1	
1953		43	142	3.3	1			6	128	1	
Totals		104	323	3.2	1			23	323	3	

⇨COX, MIKE • RB • 6-1, 200 • AMES, IOWA

Yr.	G	Att	Yds	Ypc	TD	Lng	Ypg	Rec	Yds	TD	Lng
1962		1	3	3.0	0			0	0	0	
1963		29	93	3.2	0			1	11	0	
1964		27	112	4.1	1			0	0	0	
Totals		57	208	3.6	1			1	11	0	

⇨COZZI, STAN • RB • 5-11, 188 • MARSHALLTOWN, IOWA

Yr.	G	Att	Yds	Ypc	TD	Lng	Ypg	Rec	Yds	TD	Lng
1951		61	171	2.8	5			9	134	1	
1952		59	258	4.4	4			5	19	0	
Totals		120	429	3.6	9			14	153	1	

⇨CRAWFORD, LARRY • DB • 5-11, 175 • MIAMI, FLORIDA

Yr.	G	Tkls	Ast	Sks	TFL-Yd	Int	TD	FF	FR
1977		5	0		0-0	0	0	1	0
1978		27	14		0-0	2	0	0	1
1979		65	25		1-4	3	0	1	0
1980		22	7		2-6	4	0	0	0
Totals		119	46		3-10	8	0	2	1

⇨CREER, BREION • DL • 6-3, 280 • BLOOMINGTON, MINNESOTA

Yr.	G	Tkls	Ast	Sks	TFL-Yd	Int	TD	FF	FR
2016	7	8	6	0	0-0	0	0	0	0
Totals	7	8	6	0	0-0	0	0	0	0

⇨CRUTCHFIELD, DWAYNE • RB • 6-0, 225 • CINCINNATI, OHIO

Yr.	G	Att	Yds	Ypc	TD	Lng	Ypg	Rec	Yds	TD	Lng
1980		284	1312	4.6	11	50		8	87	0	15
1981		307	1189	3.9	17	40		24	154	0	25
Totals		591	2501	4.2	28	50		32	241	0	25



⇒**CULBERTSON, BRET • PK • 6-6, 185 • DES MOINES, IOWA**

Yr.	G	PAT	Att	Pct	FG	FGA	Pct	Lng	TP
2004	7	16	16	1.000	8	10	.800	37	40
2005	9	34	34	1.000	12	16	.750	45	70
2006	12	24	24	1.000	8	11	.727	52	48
2007	12	26	26	1.000	10	18	.556	42	56
Totals	40	100	100	1.000	38	55	.691	52	214

⇒**CUMMINS, CAL • RB • 5-11, 200 • FREEPORT, ILLINOIS**

Yr.	G	Att	Yds	Ypc	TD	Lng	Ypg	Rec	Yds	TD	Lng
1976		100	397	4.0	3	20		1	9	0	9
1977		126	518	4.1	2	31		3	28	1	18
Totals		226	915	4.0	5	31		4	37	1	18

⇒**CUNNINGHAM, JIM • DL • 6-0, 195 • FT. LAUDERDALE, FLORIDA**

Yr.	G	Tkls	Ast	Sks	TFL-Yd	Int	TD	FF	FR
1965		5	2			0	0	0	0
1966		3	2			1	0	0	0
Totals		8	4			1	0	0	0

⇒**CURRY, JEFF • RB • 5-8, 185 • CINCINNATI, OHIO**

Yr.	G	Att	Yds	Ypc	TD	Lng	Ypg	Rec	Yds	TD	Lng
1975		3	22	7.3	0	16		0	0	0	0
1976		35	176	5.0	1	15		1	17	1	17
1977		29	152	5.2	3	29		0	0	0	0
1978		37	125	3.4	0	11		0	0	0	0
Totals		104	475	4.6	4	29		1	17	1	17

⇒**CURVEY, BRENT • DL • 6-0, 295 • HOUSTON, TEXAS**

Yr.	G	Tkls	Ast	Sks	TFL-Yd	Int	TD	FF	FR
2003	11	63	19	2	6.5-15	0	0	1	1
2004	12	52	23	1.5	5-13	0	2	0	2
2005	12	61	29	6.5	8.5-57	1	1	0	1
2006	12	46	22	7	12.5-57	0	0	1	0
Totals	47	222	93	17	32.5-142	1	3	2	4

⇒**CUVELIER, DICK • DL • 6-4, 270 • JACKSON JUNCTION, IOWA**

Yr.	G	Tkls	Ast	Sks	TFL-Yd	Int	TD	FF	FR
1976		12	6		0-0	1	0	0	0
Totals		12	6		0-0	1	0	0	0

⇒**DABNEY, ROBERT • DL • 6-2, 229 • ST. LOUIS, MISSOURI**

Yr.	G	Tkls	Ast	Sks	TFL-Yd	Int	TD	FF	FR
1986	11	59	22	2	7-47	0	0	0	2
1987	11	74	36	0	0-0	0	0	0	1
Totals	22	133	58	2	7-47	0	0	0	3

⇒**DALEY, DONDRE • WR • 6-1, 191 • TARPON SPRINGS, FLORIDA**

Yr.	G	Rec	Yds	Ypr	TD	Lng	Ypg	Att	Yds	TD	Lng
2013	12	13	127	9.8	0	30	10.6	0	0	0	0
2014	12	21	208	9.9	1	16	17.3	0	0	0	0
2015	10	24	244	10.2	2	36	24.4	0	0	0	0
2016	11	24	406	16.9	3	59	36.9	0	0	0	0
Totals	45	82	985	12.0	6	59	21.9	0	0	0	0

⇒**DANIELS, THADD • DB • 6-1, 205 • COMPTON, CALIFORNIA**

Yr.	G	Tkls	Ast	Sks	TFL-Yd	Int	TD	FF	FR
2016	10	10	5	0	0-0	0	0	0	0
Totals	10	10	5	0	0-0	0	0	0	0

⇒**DANIELS, JAVON • DB • 6-1, 182 • SAN BERNARDINO, CALIFORNIA**

Yr.	G	Tkls	Ast	Sks	TFL-Yd	Int	TD	FF	FR
1998	10	19	5	0	1-4	0	0	0	1
Totals	10	19	5	0	1-4	0	0	0	1



ENCYCLOPEDIA

⇒DANIELSEN, LANE • WR • 6-0, 192 • DIKE, IOWA

Yr.	G	Rec	Yds	Ypr	TD	Lng	Ypg	Att	Yds	TD	Lng
2000	11	5	151	30.2	2	55	13.7	0	0	0	0
2001	11	49	694	14.2	4	51	63.1	7	72	1	32
2002	14	63	1073	17.0	3	60	76.6	15	123	3	79
2003	12	46	772	16.8	5	80	64.3	9	15	1	13
Totals	48	163	2690	16.5	14	80	56.0	31	210	5	79

⇒DANOWSKY, PHIL • RB • 6-0, 201 • CEDAR RAPIDS, IOWA

Yr.	G	Att	Yds	Ypc	TD	Lng	Ypg	Rec	Yds	TD	Lng
1972		25	102	4.1	0			1	3	0	
1973		60	187	3.1	4			3	30	0	
1974		113	385	3.4	7	30		3	20	0	7
Totals		198	674	3.4	11	30		7	53	0	7

⇒DARKS, DARIUS • WR • 6-1, 189 • AUSTIN, TEXAS

Yr.	G	Rec	Yds	Ypr	TD	Lng	Ypg	Att	Yds	TD	Lng
2008	12	49	477	9.7	1	54	39.8	1	5	0	5
2009	13	28	303	10.8	2	45	23.3	2	17	0	14
2010	12	29	355	12.2	1	37	29.6	0	0	0	0
2011	12	21	211	10.0	3	37	17.6	0	0	0	0
Totals	49	127	1346	10.6	7	54	27.5	3	22	0	14

⇒DAVIS, ANTHONY • DB • 5-11, 188 • WEBSTER, FLORIDA

Yr.	G	Tkls	Ast	Sks	TFL-Yd	Int	TD	FF	FR
1983	10	35	11	0	4-6	1	0	0	0
1984	11	94	51	1	2-7	1	0	0	0
Totals	21	129	62	1	6-13	2	0	0	0

⇒DAVIS, DARREN • RB • 5-8, 190 • MIAMI, FLORIDA

Yr.	G	Att	Yds	Ypc	TD	Lng	Ypg	Rec	Yds	TD	Lng
1996	11	30	204	6.8	0	45	18.5	8	117	1	41
1997	9	212	1005	4.7	5	39	111.7	16	130	0	26
1998	11	294	1166	4.0	7	42	106.0	29	242	2	65
1999	11	287	1388	4.8	14	56	126.2	21	160	2	42
Totals	42	823	3763	4.6	26	56	89.6	74	649	5	65

⇒DAVIS, JON • WR • 6-4, 203 • PAPILLION, NEBRASKA

Yr.	G	Rec	Yds	Ypr	TD	Lng	Ypg	Att	Yds	TD	Lng
2002	2	0	0	0	0	0	0	0	0	0	0
2003	7	1	4	4.0	0	4	0.6	0	0	0	0
2004	12	48	614	12.8	2	77	51.2	9	103	0	28
2005	12	41	319	7.8	2	16	26.6	3	9	0	11
2006	11	36	508	14.1	2	44	46.2	1	-1	0	0
Totals	44	126	1445	11.5	6	77	32.8	13	111	0	28

⇒DAVIS, SAMMY • WR • 5-9, 165 • CHICAGO, ILLINOIS

Yr.	G	Rec	Yds	Ypr	TD	Lng	Ypg	Att	Yds	TD	Lng
1968		4	47	11.8	1			2	11	1	
1971		0	0	0.0	0	0		8	36	0	
Totals		4	47	11.8	1	0		10	47	1	

⇒DAVIS, TOMMY • RB • 5-8, 190 • EAST ST. LOUIS, ILLINOIS

Yr.	G	Att	Yds	Ypc	TD	Lng	Ypg	Rec	Yds	TD	Lng
1981	9	35	129	3.7	1	18	14.3	13	114	0	33
1982	11	193	832	4.3	3	75	75.7	14	80	0	13
1983	11	156	396	2.5	4	15	36.0	24	155	1	24
1984	10	71	304	4.3	1	18	30.4	29	213	1	23
Total	41	455	1661	3.7	9	75	40.5	80	562	2	33

⇒DAVIS, TROY • RB • 5-9, 185 • MIAMI, FLORIDA

Yr.	G	Att	Yds	Ypc	TD	Lng	Ypg	Rec	Yds	TD	Lng
1994	9	35	187	5.3	0	37	20.8	6	35	0	14
1995	11	345	2010	5.8	15	80	182.7	14	159	1	34
1996	11	402	2185	5.4	21	61	198.6	13	64	0	17
Totals	31	782	4382	5.6	36	80	141.4	33	258	1	34



⇒ **DAVIS, TYRONE • LB • 6-1, 210 • HOUSTON, TEXAS**

Yr.	G	Tkls	Ast	Sks	TFL-Yd	Int	TD	FF	FR
1988	10	49	27	0	0-0	0	0	0	0
Totals	10	49	27	0	0-0	0	0	0	0

⇒ **DEE, JACK • RB • 5-10, 175 • DOWNERS GROVE, ILLINOIS**

Yr.	G	Att	Yds	Ypc	TD	Lng	Ypg	Rec	Yds	TD	Lng
1955		13	40	3.1	0			1	11	0	
Totals		13	40	3.1	0			1	11	0	

⇒ **DEGENNARO, DEREK • QB • 6-4, 210 • FORT LAUDERDALE, FLORIDA**

Yr.	G	Att	Com	Int	Pct	Yds	TD	Lng	Rat	Ypg	Att	Yds	TD	Lng
1985	7	26	12	3	.462	119	1	24	74.2	17.0	16	5	0	12
1987	11	73	37	5	.507	450	1	64	93.3	40.9	35	-79	0	12
1988	5	17	8	0	.471	113	1	35	122.3	22.6	3	-4	0	2
Totals	23	116	57	8	.491	682	3	64	93.3	29.7	54	-78	0	12

⇒ **DELBRIDGE, JACK • RB • 5-11, 180 • CEDAR RAPIDS, IOWA**

Yr.	G	Att	Yds	Ypc	TD	Lng	Ypg	Rec	Yds	TD	Lng
1949		3	35	11.7	0			0	0	0	
Totals		3	35	11.7	0			0	0	0	

⇒ **DENNIS, BRIAN • WR • 6-5, 190 • CHICAGO, ILLINOIS**

Yr.	G	Rec	Yds	Ypr	TD	Lng	Ypg	Att	Yds	TD	Lng
1956		2	48	24.0	0			0	0	0	
1957		15	252	16.8	3			1	9	0	9
Totals		17	300	17.6	3			1	9	0	9

⇒ **DENNIS, CLIFF • P • 6-0, 197 • PLATTEVILLE, WISCONSIN**

Yr.	G	P	Yds	Avg	Lng
1946		9	371	41.2	
Totals		9	371	41.2	

⇒ **DENNIS, CLIFF • QB • 6-0, 197 • PLATTEVILLE, WISCONSIN**

Yr.	G	Att	Com	Int	Pct	Yds	TD	Lng	Rat	Ypg	Att	Yds	TD	Lng
1946		10	5	0	.500	79	0		116.4		7	17	0	
Totals		10	5	0	.500	79	0		116.4		7	17	0	

⇒ **DENSMORE, DOUG • DB • 5-10, 195 • STERLING, ILLINOIS**

Yr.	G	Tkls	Ast	Sks	TFL-Yd	Int	TD	FF	FR
1997	9	29	7	0	0-0	0	0	0	1
1998	11	22	6	0	0-0	1	0	0	1
1999	10	6	6	0	0-0	1	0	0	0
2000	11	49	16	0	1-1	1	0	0	1
Totals	41	106	35	0	1-1	3	0	0	3

⇒ **DERONDE, KEVIN • DL • 6-5, 251 • PELLA, IOWA**

Yr.	G	Tkls	Ast	Sks	TFL-Yd	Int	TD	FF	FR
1998	10	21	5	2.5	3.5-23	0	0	0	0
1999	11	36	25	1	3-11	0	0	0	0
2000	11	60	27	2	7-26	0	0	0	0
2001	11	71	37	2	3.5-22	0	0	0	0
Totals	43	188	94	7.5	17-82	0	0	0	0

⇒ **DIBIASE, DENNIS • TE • 6-2, 245 • JOLIET, ILLINOIS**

Yr.	G	Rec	Yds	Ypr	TD	Lng	Ypg	Att	Yds	TD	Lng
1994	10	1	9	9.0	0	9	0.9	0	0	0	0
1995	11	12	94	7.8	2	13	8.5	0	0	0	0
1996	11	11	100	9.1	1	21	9.1	0	0	0	0
Totals	32	24	203	8.5	3	21	6.3	0	0	0	0



ENCYCLOPEDIA

⇒DIMITRI, GEORGE • DL • 6-0, 223 • CHICAGO, ILLINOIS

Yr.	G	Tkls	Ast	Sks	TFL-Yd	Int	TD	FF	FR
1966		26	16			0	0		0
1967		49	26			0	0		0
1968		78	50			0	0		2
Totals		153	92			0	0		2

⇒DIXON, AL • TE • 6-5, 216 • EAST ST. LOUIS, ILLINOIS

Yr.	G	Rec	Yds	Ypr	TD	Lng	Ypg	Att	Yds	TD	Lng
1974		11	149	13.5	0	21		0	0	0	0
1975		4	65	16.2	0	20		0	0	0	0
1976		25	336	13.4	4	28		0	0	0	0
Totals		40	550	13.8	4	28		0	0	0	0

⇒DOBBINS, TIM • LB • 6-2, 245 • NASHVILLE, TENNESSEE

Yr.	G	Tkls	Ast	Sks	TFL-Yd	Int	TD	FF	FR
2004	12	61	28	.5	3.5-8	2	0	0	1
2005	12	103	55	1	7.5-22	1	0	1	0
Totals	24	164	83	1.5	11-30	3	0	1	1

⇒DOERING, PETE • DL • 6-4, 227 • MASON CITY, IOWA

Yr.	G	Tkls	Ast	Sks	TFL-Yd	Int	TD	FF	FR
1987	5	14	10	0	1-4	0	0	0	0
Totals	5	14	10	0	1-4	0	0	0	0

⇒DOLE, JEFF • DB • 6-2, 202 • GRUNDY CENTER, IOWA

Yr.	G	Tkls	Ast	Sks	TFL-Yd	Int	TD	FF	FR
1985	5	0	0	0	0-0	0	0	0	0
1986	11	20	6	0	1-1	0	0	0	0
1987	11	98	40	0	5-9	0	0	4	2
1988	11	135	67	1	3-23	1	1	4	3
Totals	38	253	113	1	9-33	1	1	8	5

⇒DONOHUE, JERRY • WR • 6-1, 192 • DES MOINES, IOWA

Yr.	G	Rec	Yds	Ypr	TD	Lng	Ypg	Att	Yds	TD	Lng
1955		1	11	11.0	0	11		25	75	1	
1956		1	19	19.0	0	19		0	0	0	
Totals		2	30	15.0	0	19		25	75	1	

⇒DORAN, JIM • WR • 6-2, 195 • BEAVER, IOWA

Yr.	G	Rec	Yds	Ypr	TD	Lng	Ypg	Att	Yds	TD	Lng
1948		3	71	23.7	0			0	0	0	
1949		34	688	20.2	4			10	58	0	
1950		42	651	15.5	6			1	-5	0	
Totals		79	1410	17.8	10			11	53	0	

⇒DORAN JR., JIM • LB • 6-0, 200 • PATON, IOWA

Yr.	G	Tkls	Ast	Sks	TFL-Yd	Int	TD	FF	FR
1988	1	1	0	0	0-0	0	0	0	0
1989	9	12	7	0	0-0	0	0	1	0
1990	8	49	23	0	1-1	0	0	1	0
Totals	18	62	30	0	1-1	0	0	2	0

⇒DORAN, LANT • DB • 6-1, 204 • PATON, IOWA

Yr.	G	Tkls	Ast	Sks	TFL-Yd	Int	TD	FF	FR
1989	5	5	3	0	0-0	0	0	0	0
1990	8	9	5	0	0-0	0	0	0	0
1991	8	5	2	0	0-0	0	0	0	0
Totals	21	19	10	0	0-0	0	0	0	0

⇒DOSTAL, DAN • TE • 6-5, 246 • GRETNA, NEBRASKA

Yr.	G	Rec	Yds	Ypr	TD	Lng	Ypg	Att	Yds	TD	Lng
1992	11	2	49	24.5	0	29	4.5	0	0	0	0
1993	11	1	1	1.0	0	1	0.1	0	0	0	0
Totals	22	3	50	16.7	0	29	2.3	0	0	0	0



⇒**DOUBRAVA, MARK • DB • 6-0, 192 • URBANDALE, IOWA**

Yr.	G	Tkls	Ast	Sks	TFL-Yd	Int	TD	FF	FR
1989	7	19	11	0	0-0	1	0	0	0
1990	11	122	63	0	2-11	1	0	5	0
1991	11	99	37	0	0-0	1	0	0	0
1992	11	94	34	0	0-0	0	0	0	1
Totals	40	334	145	0	2-11	3	0	5	1

⇒**DOWNING, COLIN • P • 5-11, 187 • WHITEFISH BAY, WISCONSIN**

Yr.	G	P	Yds	Avg	Lng
2014	12	69	2720	39.4	64
2015	12	53	2166	40.9	61
2016	12	58	2381	41.1	67
Totals	36	180	7267	40.4	67

⇒**DOXZON, TODD • QB • 6-1, 191 • OMAHA, NEBRASKA**

Yr.	G	Att	Com	Int	Pct	Yds	TD	Lng	Rat	Ypg	Att	Yds	TD	Lng
1993	10	22	11	1	.500	185	2	63	141.6	18.5	82	327	3	46
1994	9	90	51	3	.567	745	3	58	130.6	82.8	148	375	4	29
1995	7	100	58	4	.580	730	4	90	124.5	104.3	48	120	3	22
1996	11	231	124	9	.537	1498	12	59	117.5	136.2	86	223	4	48
Totals	37	443	244	17	.551	3158	21	90	122.9	85.4	364	1045	14	48

⇒**DUKSTEIN, GREG • WR • 6-0, 167 • ALLEN PARK, MICHIGAN**

Yr.	G	Rec	Yds	Ypr	TD	Lng	Ypg	Att	Yds	TD	Lng
1967		10	138	13.8	0			0	0	0	
1969		4	43	10.8	0			0	0	0	
Totals		14	181	12.9	0			0	0	0	

⇒**DUNCAN, ROBBY • QB • 6-1, 178 • KENNER, LOUISIANNA**

Yr.	G	Att	Com	Int	Pct	Yds	TD	Lng	Rat	Ypg	Att	Yds	TD	Lng
1993	1	0	0	0	.000	0	0	0	0	0	1	8	0	8
1994	3	8	4	0	.500	42	0	21	94.1	14.0	16	33	0	14
1995	1	0	0	0	.000	0	0	0	0	0	1	-1	0	0
Totals	5	8	4	0	.500	42	0	21	94.1	8.4	18	40	0	14

⇒**DUNLEVY, SHANE • DL • 6-4, 249 • CEDAR RAPIDS, IOWA**

Yr.	G	Tkls	Ast	Sks	TFL-Yd	Int	TD	FF	FR
1990	9	31	17	0	2-4	0	0	0	0
1991	1	2	2	0	0-0	0	0	0	1
1992	11	39	19	2.5	7.5-29	0	0	1	0
Totals	21	72	38	2.5	9.5-33	0	0	1	1

⇒**DUNN, MARK • DL • 6-5, 224 • STATE CENTER, IOWA**

Yr.	G	Tkls	Ast	Sks	TFL-Yd	Int	TD	FF	FR
1989	8	3	2	0	0-0	0	0	0	0
1990	11	53	24	4	4-20	0	0	0	1
1991	11	41	20	1	3-6	0	0	0	2
Totals	30	97	46	5	7-26	0	0	0	3

⇒**DURBIN, BEN • DL • 6-2, 275 • GILBERT, IOWA**

Yr.	G	Tkls	Ast	Sks	TFL-Yd	Int	TD	FF	FR
2012	13	7	3	0	1-1	0	0	0	0
Totals	13	7	3	0	1-1	0	0	0	0

⇒**EARNEST, TERRY • DL • 6-4, 220 • CEDAR RAPIDS, IOWA**

Yr.	G	Tkls	Ast	Sks	TFL-Yd	Int	TD	FF	FR
1977		11	4		1-6	0	0	0	0
1978		20	10		3-8	0	0	0	0
1979		14	9		0-0	0	0	0	0
Totals		45	23		4-14	0	0	0	0



ENCYCLOPEDIA

⇒ECBY, TAD • WR • 6-0, 205 • HOUSTON, TEXAS

Yr.	G	Rec	Yds	Ypr	TD	Lng	Ypg	Att	Yds	TD	Lng
2012	3	1	9	9.0	0	9	3.0	0	0	0	0
2013	12	22	233	10.6	0	32	19.4	0	0	0	0
2014	11	8	236	29.5	3	51	21.5	0	0	0	0
Totals	26	31	478	15.4	3	51	18.4	0	0	0	0

⇒EDER, DAVE • DB • 5-11, 180 • ELGIN, ILLINOIS

Yr.	G	Tkls	Ast	Sks	TFL-Yd	Int	TD	FF	FR
1988	3	7	2	0	0-0	0	0	0	0
1989	11	35	10	0	0-0	0	0	0	0
1990	11	34	17	0	0-0	0	0	0	1
Totals	25	76	29	0	0-0	0	0	0	1

⇒EDWARDS, DON • DL • 6-3, 230 • FORT LAUDERDALE, FLORIDA

Yr.	G	Tkls	Ast	Sks	TFL-Yd	Int	TD	FF	FR
1986	11	19	8	2	4-15	0	0	0	0
1987	6	14	5	0	0-0	0	0	2	0
1988	11	71	46	4	6-30	0	0	1	0
1989	8	32	17	3.5	3.5-19	0	0	1	1
Totals	36	136	76	9.5	13.5-64	0	0	4	1

⇒EDWARDS, EVRETT • DB • 5-11, 190 • WOODBRIDGE, VIRGINIA

Yr.	G	Tkls	Ast	Sks	TFL-Yd	Int	TD	FF	FR
2016	12	52	20	0	4-11	1	0	0	0
Totals	12	52	20	0	4-11	1	0	0	0

⇒EICHORN, EMORY • RB • 5-11, 170 • MARSHALLTOWN, IOWA

Yr.	G	Att	Yds	Ypc	TD	Lng	Ypg	Rec	Yds	TD	Lng
1950		1	9	9.0	0			1	9	0	9
1951		18	75	4.2	1			1	10	0	10
1952		36	169	4.8	3			0	0	0	0
Totals		55	253	4.6	4			2	19	0	10

⇒EILERS, JUSTIN • LB • 6-2, 217 • NAMPA, IDAHO

Yr.	G	Tkls	Ast	Sks	TFL-Yd	Int	TD	FF	FR
2000	11	45	20	0	0-0	0	0	0	1
2001	11	93	37	1	4-10	1	0	0	0
Totals	22	138	57	1	4-10	1	0	0	1

⇒ELLERBE, ROOSEVELT • WR • 6-2, 190 • CAMPBELL, OHIO

Yr.	G	Rec	Yds	Ypr	TD	Lng	Ypg	Att	Yds	TD	Lng
1964		3	77	25.7	0			0	0	0	0
Totals		3	77	25.7	0			0	0	0	0

⇒ELLIOTT, TOM • DB • 5-11, 175 • SWEA CITY, IOWA

Yr.	G	Tkls	Ast	Sks	TFL-Yd	Int	TD	FF	FR
1968		37	23			1	0	0	
1969		61	35			3	1	2	
Totals		98	58			4	1	2	

⇒ELLIS, GARY • P • 5-8, 155 • AMES, IOWA

Yr.	G	P	Yds	Avg	Lng
1960		24	835	34.8	
1961		48	1849	38.5	
1962		46	1702	37.0	
Totals		118	4386	37.2	

⇒ELMORE, JAMES • DL • 6-2, 250 • SMITHTOWN, NEW YORK

Yr.	G	Tkls	Ast	Sks	TFL-Yd	Int	TD	FF	FR
1996	10	70	19	2	3-8	0	0	1	0
1997	10	44	18	3	5-25	0	0	1	1
1998	11	30	18	3	3-23	0	0	2	1
1999	9	30	13	1	1-1	0	0	0	0
Totals	40	174	68	9	12-57	0	0	4	2



⇒ENGLISH, JON • QB • 6-4, 204 • BIRMINGHAM, MICHIGAN

Yr.	G	Att	Com	Int	Pct	Yds	TD	Lng	Rat	Ypg	Att	Yds	TD	Lng
1981	4	8	3	0	.375	21	0	10	59.6	5.3	6	-17	0	6
1982	6	13	7	2	.538	99	1	20	112.4	16.5	2	-5	0	4
Totals	10	21	10	2	.476	120	1	20	92.3	12.0	8	-22	0	6

⇒ENGLISH, SCOTT • TE • 6-2, 235 • OMAHA, NEBRASKA

Yr.	G	Rec	Yds	Ypr	TD	Lng	Ypg	Att	Yds	TD	Lng
1991	11	5	86	17.2	0	27	7.8	0	0	0	0
Totals	11	5	86	17.2	0	27	7.8	0	0	0	0

⇒EPPS, CARSON • WR • 6-1, 205 • JENKS, OKLAHOMA

Yr.	G	Rec	Yds	Ypr	TD	Lng	Ypg	Att	Yds	TD	Lng
2015	11	8	42	5.2	0	10	3.8	0	0	0	0
2016	12	17	213	12.5	1	46	17.75	0	0	0	0
Totals	23	25	255	10.2	1	46	11.1	0	0	0	0

⇒ESPINOZA, ALEX • QB • 6-1, 192 • EAST LOS ANGELES, CALIFORNIA

Yr.	G	Att	Com	Int	Pct	Yds	TD	Lng	Rat	Ypg	Att	Yds	TD	Lng
1984	8	262	143	8	.546	1580	10	71	111.7	197.5	49	-152	0	12
1985	11	330	159	13	.482	1704	8	67	91.7	154.9	91	-133	2	37
1986	11	299	153	10	.512	2023	15	54	117.9	183.9	78	-4	2	29
Totals	30	891	455	31	.511	5307	33	71	106.4	176.9	218	-289	4	37

⇒ESSELMANN, DENNIS • DL • 6-1, 193 • PORT WASHINGTON, WISCONSIN

Yr.	G	Tkls	Ast	Sks	TFL-Yd	Int	TD	FF	FR
1965		85	48			1	0		0
1966		60	34			1	0		4
1967		27	17			0	0		0
Totals		172	99			2	0		4

⇒EVANS, BOB • DL • 6-0, 228 • JOLIET, ILLINOIS

Yr.	G	Tkls	Ast	Sks	TFL-Yd	Int	TD	FF	FR
1965		67	47			0	0		1
1966		52	33			0	0		1
Totals		119	80			0	0		2

⇒EVERETT, WILLIE • DL • 6-3, 219 • BUSHNELL, FLORIDA

Yr.	G	Tkls	Ast	Sks	TFL-Yd	Int	TD	FF	FR
1984	8	19	13	1	2-8	0	0	0	2
1985	11	37	17	2	4-11	0	0	1	1
Totals	19	56	30	3	6-19	0	0	1	3

⇒FARNI, ED • QB • 5-9, 175 • AMES, IOWA

Yr.	G	Att	Com	Int	Pct	Yds	TD	Lng	Rat	Ypg	Att	Yds	TD	Lng
1946		36	14	3	.389	115	1		58.2		38	131	0	
Totals		36	14	3	.389	115	1		58.2		38	131	0	

⇒FARNI, ED • RB • 5-9, 175 • AMES, IOWA

Yr.	G	Att	Yds	Ypc	TD	Lng	Ypg	Rec	Yds	TD	Lng
1946		38	131	3.5	0			1	23	1	
Totals		38	131	3.5	0			1	23	1	

⇒FEIKEMA, BRIAN • TE • 6-4, 210 • IOWA CITY, IOWA

Yr.	G	Rec	Yds	Ypr	TD	Lng	Ypg	Att	Yds	TD	Lng
1966		3	14	4.7	0			0	0	0	
1967		18	194	10.8	1			0	0	0	
Totals		21	208	9.9	1			0	0	0	

⇒FERCH, DRAKE • LB • 5-11, 209 • STATE CENTER, IOWA

Yr.	G	Tkls	Ast	Sks	TFL-Yd	Int	TD	FF	FR
2013	11	3	2	0	0-0	0	0	0	0
2014	11	54	26	0.5-4	1.5-5	0	0	0	0
Totals	22	57	28	0.5-4	1.5-5	0	0	0	0



ENCYCLOPEDIA

⇒FERGUSON, DON • P • 5-7, 155 • OTTUMWA, IOWA

Yr.	G	P	Yds	Avg	Lng
1946		5	160	32.0	
1948		1	37	37.0	
Totals		6	197	32.8	

⇒FERGUSON, DON • PK • 5-7, 155 • OTTUMWA, IOWA

Yr.	G	PAT	Att	Pct	FG	FGA	Pct	Lng	TP
1946		1	1	1.000					1
1948		4	7	.571					16
1949		4	8	.500					10
Totals		9	16	.563					27

⇒FERGUSON, DON • QB • 5-7, 155 • OTTUMWA, IOWA

Yr.	G	Att	Com	Int	Pct	Yds	TD	Lng	Rat	Ypg	Att	Yds	TD	Lng
1946		14	3	0	.214	108	1		109.8		10	-7	0	
1947		21	5	4	.238	100	0		25.7		21	81	1	
1948		71	32	11	.451	367	0		57.5		37	-15	2	
1949		4	3	0	.750	28	0		133.8		9	92	1	
Totals		110	43	15	.391	603	1		60.9		77	151	4	

⇒FERGUSON, ERNEST • LB • 6-1, 222 • ROYAL PALM BEACH, FLORIDA

Yr.	G	Tkls	Ast	Sks	TFL-Yd	Int	TD	FF	FR
2008	11	22	10	0	1-2	0	0	0	0
Totals	11	22	10	0	1-2	0	0	0	0

⇒FERGUSON, TRAVIS • DL • 6-5, 244 • WATERLOO, IOWA

Yr.	G	Tkls	Ast	Sks	TFL-Yd	Int	TD	FF	FR
2008	11	10	6	0	1.5-2	0	0	1	0
Totals	11	10	6	0	1.5-2	0	0	1	0

⇒FIAT, JERRY • LB • 6-0, 177 • OAK LAWN, ILLINOIS

Yr.	G	Tkls	Ast	Sks	TFL-Yd	Int	TD	FF	FR
1967		83	43			1	0	0	0
1968		26	11			1	0	0	0
1969		73	45			5	0	2	2
Totals		182	99			7	0	2	2

⇒FINLEY, JERRY • QB • 6-1, 191 • WILSON, OKLAHOMA

Yr.	G	Att	Com	Int	Pct	Yds	TD	Lng	Rat	Ypg	Att	Yds	TD	Lng
1954		54	25	6	.463	320	3		92.2		44	102	0	
1955		16	9	1	.563	108	0		100.5		20	47	0	
Totals		70	34	7	.486	428	3		94.1		64	149	0	

⇒FISCHER, DOUG • LB • 6-0, 216 • MASSILLON, OHIO

Yr.	G	Tkls	Ast	Sks	TFL-Yd	Int	TD	FF	FR
1980		2	1		0-0	0	0	0	0
1981		95	44		4-26	0	0	0	3
1982		13	6	0	2-12	0	0	0	0
1983	11	67	29	1	4-14	0	0	1	0
Totals		177	80	1	10-52	0	0	1	3

⇒FITZGERALD, MIKE • RB • 5-10, 159 • DETROIT, MICHIGAN

Yr.	G	Att	Yds	Ypc	TD	Lng	Ypg	Rec	Yds	TD	Lng
1958		23	137	5.9	1			6	156	2	
1959		53	374	7.1	3			9	179	4	
1960		30	116	3.5	1			5	92	1	
Totals		106	627	5.9	5			20	427	7	

⇒FLEECES, KEVIN • DL • 6-4, 251 • HERSHEY, NEBRASKA

Yr.	G	Tkls	Ast	Sks	TFL-Yd	Int	TD	FF	FR
1992	4	2	1	0	0-0	0	0	0	0
1993	6	2	1	0	0-0	0	0	0	0
1994	11	40	20	0	1-4	1	0	0	0
1995	8	31	10	0	1-3	0	0	0	0
Totals	29	75	32	0	2-7	1	0	0	0



⇒FLETCHER, DAN • QB • 6-0, 185 • CHARLESTON, SOUTH CAROLINA

Yr.	G	Att	Com	Int	Pct	Yds	TD	Lng	Rat	Ypg	Att	Yds	TD	Lng
1974		4	2	1	.500	23	0		48.3		6	0	0	
Totals		4	2	1	.500	23	0		48.3		6	0	0	

⇒FLING, BRUCE • DB • 5-11, 175 • GARDEN GROVE, CALIFORNIA

Yr.	G	Tkls	Ast	Sks	TFL-Yd	Int	TD	FF	FR
1973		48	30			2	0	0	0
Totals		48	30			2	0	0	0

⇒FLOYD, QUJUAN • DB • 6-0, 202 • LOS ANGELES, CALIFORNIA

Yr.	G	Tkls	Ast	Sks	TFL-Yd	Int	TD	FF	FR
2014	11	33	11	0	1-3	0	0	0	0
2015	11	79	28	0.5	0.5-1	1	0	0	0
Totals	22	112	39	0.5	1.5-4	1	0	0	0

⇒FLYNN, AUSTIN • QB • 6-1, 200 • DEER PARK, TEXAS

Yr.	G	Att	Com	Int	Pct	Yds	TD	Lng	Rat	Ypg	Att	Yds	TD	Lng
2003	11	212	99	10	.467	1238	5	59	94.1	112.5	124	396	2	33
2004	8	58	24	2	.414	303	3	40	95.4	37.9	32	41	1	11
2005	12	0	0	0	0	0	0	0	0	0	0	0	0	0
2006	11	3	1	0	.333	19	0	19	86.5	1.7	1	4	0	4
Totals	42	273	124	12	.454	1560	8	59	94.3	37.1	157	441	3	33

⇒FLYNN, AUSTIN • WR • 6-1, 200 • DEER PARK, TEXAS

Yr.	G	Rec	Yds	Ypr	TD	Lng	Ypg	Att	Yds	TD	Lng
2003	11	0	0	0.0	0	0	0.0	124	396	2	33
2004	8	0	0	0.0	0	0	0.0	32	41	1	11
2005	12	56	624	11.1	3	42	52.0	0	0	0	0
2006	11	41	470	11.5	0	37	42.7	1	4	0	4
Totals	42	97	1094	11.3	3	42	26.0	157	441	3	33

⇒FOLEY, MARK • DL • 6-3, 226 • BEDFORD, NEW HAMPSHIRE

Yr.	G	Tkls	Ast	Sks	TFL-Yd	Int	TD	FF	FR
1987	10	24	10	0	2-9	0	0	0	0
1988	11	61	30	4	3-8	0	0	1	1
Totals	21	85	40	4	5-17	0	0	1	1

⇒FONTANA, RON • P • 6-0, 199 • ANKENY, IOWA

Yr.	G	P	Yds	Avg	Lng
1957		21	767	36.5	
Totals		21	767	36.5	

⇒FONTANINI, MIKE • QB • 5-11, 175 • DES MOINES, IOWA

Yr.	G	Att	Com	Int	Pct	Yds	TD	Lng	Rat	Ypg	Att	Yds	TD	Lng
1969		43	16	4	.372	116	1		48.9		20	-30	1	
1971		5	3	1	.600	34	1		143.1		4	4	0	
Totals		48	19	5	.396	150	2		58.7		24	-26	1	

⇒FORGE, GERRY • LB • 6-0, 201 • DALLAS, TEXAS

Yr.	G	Tkls	Ast	Sks	TFL-Yd	Int	TD	FF	FR
1973		37	24			0	0	0	1
1974		108	56			0	0	1	2
Totals		145	80			0	0	1	3

⇒FORREST, ANTHONY • DB • 6-0, 192 • FT. WORTH, TEXAS

Yr.	G	Tkls	Ast	Sks	TFL-Yd	Int	TD	FF	FR
2001	11	50	13	1	1-6	1	0	0	1
2002	14	74	15	1	1-8	1	0	1	2
Totals	25	124	28	2	2-14	2	0	1	3

⇒FOY, JIM • WR • 6-1, 170 • OMAHA, NEBRASKA

Yr.	G	Rec	Yds	Ypr	TD	Lng	Ypg	Att	Yds	TD	Lng
1948		1	2	2.0	0		0	0	0	0	
1949		2	10	5.0	1		0	0	0	0	
Totals		3	12	4.0	1		0	0	0	0	



ENCYCLOPEDIA

⇒FRANK, RICK • PK • 6-1, 207 • CYPRESS, CALIFORNIA

Yr.	G	PAT	Att	Pct	FG	FGA	Pct	Lng	TP
1985	11	14	15	.933	11	16	.688	52	47
1986	11	30	32	.938	11	17	.647	48	63
Totals	22	44	47	.936	22	33	.667	52	110

⇒FRANK, RICK • P • 6-1, 207 • CYPRESS, CALIFORNIA

Yr.	G	P	Yds	Avg	Lng
1985	11	69	2785	40.4	67
1986	11	81	3422	42.2	68
Totals	22	150	6207	41.4	68

⇒FRANKLIN, COLLIN • TE • 6-5, 252 • SIMI VALLEY, CALIFORNIA

Yr.	G	Rec	Yds	Ypr	TD	Lng	Ypg	Att	Yds	TD	Lng
2007	1	0	0	0	0	0	0	0	0	0	0
2008	12	15	258	17.2	2	53	21.5	0	0	0	0
2009	13	18	192	10.7	0	23	14.8	0	0	0	0
2010	12	54	530	9.8	3	36	44.2	0	0	0	0
Totals	38	87	980	11.3	5	53	25.8	0	0	0	0

⇒FRANKLIN, WALLACE • WR • 6-3, 172 • BEAUMONT, TEXAS

Yr.	G	Rec	Yds	Ypr	TD	Lng	Ypg	Att	Yds	TD	Lng
2007	9	2	5	2.5	1	5	0.6	1	2	0	2
Totals	9	2	5	2.5	1	5	0.6	1	2	0	2

⇒FRERE, NATE • DL • 6-1, 291 • MUSCATINE, IOWA

Yr.	G	Tkls	Ast	Sks	TFL-Yd	Int	TD	FF	FR
2006	9	5	4	0.5	0.5-0	0	0	0	0
2007	8	4	2	0	1.5-3	0	0	0	0
2008	12	26	9	3	6.5-26	0	0	0	0
2009	13	34	19	1	4.5-10	1	0	1	0
Totals	42	69	34	4.5	13-39	1	0	1	0

⇒FRERE, NICK • DL • 6-2, 253 • MUSCATINE, IOWA

Yr.	G	Tkls	Ast	Sks	TFL-Yd	Int	TD	FF	FR
2005	2	2	1	0	0-0	0	0	0	0
2007	12	11	4	1	1.5-1	0	0	0	0
2008	9	3	0	1	1-8	0	0	0	0
Totals	23	16	5	2	2.5-9	0	0	0	0

⇒FRIEDL, GEORGE • RB • 6-1, 175 • WATERLOO, IOWA

Yr.	G	Att	Yds	Ypc	TD	Lng	Ypg	Rec	Yds	TD	Lng
1946		5	15	3.0	0			0	0	0	
Totals		5	15	3.0	0			0	0	0	

⇒FULTON, KEVIN • DB • 6-1, 208 • BENBROOK, TEXAS

Yr.	G	Tkls	Ast	Sks	TFL-Yd	Int	TD	FF	FR
1991	8	63	32	0	3-7	1	0	0	1
1992	10	60	24	0	0-0	0	1	2	3
1993	10	112	49	2	5-21	0	1	2	1
1994	7	33	19	0	0-0	0	0	2	0
Totals	35	268	124	2	8-28	1	2	6	5

⇒GAFFIN, LARRY • DL • 6-0, 205 • COLUMBUS, OHIO

Yr.	G	Tkls	Ast	Sks	TFL-Yd	Int	TD	FF	FR
1966		4	2			0	0	0	
1967		3	1			0	0	0	
Totals		7	3			0	0	0	

⇒GANTT, DANNY • WR • 6-3, 206 • CERRITOS, CALIFORNIA

Yr.	G	Rec	Yds	Ypr	TD	Lng	Ypg	Att	Yds	TD	Lng
1983		10	140	14.0	1	26		0	0	0	0
1984	10	11	134	12.2	0	25		0	0	0	0
1985	9	20	259	12.9	1	40		0	0	0	0
Totals		41	533	13.0	2	40		0	0	0	0



⇒GARCIA, ROBBY • DL • 6-4, 283 • TAMPA, FLORIDA

Yr.	G	Tkls	Ast	Sks	TFL-Yd	Int	TD	FF	FR
2014	12	8	5	1.5	1.5-8	0	0	0	0
2015	3	0	0	0	0-0	0	0	0	0
Totals	15	8	5	1.5	1.5-8	0	0	0	0

⇒GARRIN, FRED • LB • 6-1, 221 • SHEPHERD, TEXAS

Yr.	G	Tkls	Ast	Sks	TFL-Yd	Int	TD	FF	FR
2006	6	3	2	0	0-0	0	0	0	0
2007	12	19	11	0	0-0	0	0	0	0
2008	12	63	28	1	6.5-25	2	0	2	1
2009	13	89	37	0	5-7	2	0	2	1
Totals	43	174	78	1	11.5-32	4	0	4	2

⇒GARRIS, ARTIS • RB • 5-9, 191 • BELLEVUE, NEBRASKA

Yr.	G	Att	Yds	Ypc	TD	Lng	Ypg	Rec	Yds	TD	Lng
1992	6	34	192	5.6	0	17	32.0	4	17	0	11
1993	3	16	126	7.9	2	48	42.0	1	10	0	10
1994	10	34	115	3.4	2	16	11.5	1	7	0	7
Totals	19	84	433	5.2	4	48	22.8	6	34	0	11

⇒GARY, ALBERT • WR • 5-10, 203 • OCALA, FLORIDA

Yr.	G	Rec	Yds	Ypr	TD	Lng	Ypg	Att	Yds	TD	Lng
2010	5	0	0	0	0	0	0	0	0	0	0
2011	10	23	287	12.5	2	34	28.7	0	0	0	0
2012	13	18	170	9.4	2	36	13.1	2	6	0	4
2013	10	8	80	10.0	0	16	8.0	1	-7	0	0
Totals	38	49	537	11.0	4	36	14.1	3	-1	0	4

⇒GATES, CHUCK • QB • 5-11, 180 • DOWNERS GROVE, ILLINOIS

Yr.	G	Att	Com	Int	Pct	Yds	TD	Lng	Rat	Ypg	Att	Yds	TD	Lng
1955		5	1	1	.200	6	0		-9.9		20	62	0	
Totals		5	1	1	.200	6	0		-9.9		20	62	0	

⇒GATES, CHUCK • RB • 5-11, 180 • DOWNERS GROVE, ILLINOIS

Yr.	G	Att	Yds	Ypc	TD	Lng	Ypg	Rec	Yds	TD	Lng
1952		3	8	2.7	0	0		0	0	0	0
1955		20	62	3.1	0			4	68	0	
Totals		23	70	3.0	0			4	68	0	

⇒GEISE, DORAN • WR • 6-5, 242 • AMES, IOWA

Yr.	G	Rec	Yds	Ypr	TD	Lng	Ypg	Att	Yds	TD	Lng
1981		7	60	8.6	0	11		0	0	0	0
1982		17	221	13.0	0	25		0	0	0	0
Totals		24	281	11.7	0	25		0	0	0	0

⇒GELINAS, PIERRE • DL • 6-6, 232 • LAVAL, QUEBEC

Yr.	G	Tkls	Ast	Sks	TFL-Yd	Int	TD	FF	FR	TD
1973		4	1			0	0	0	0	0
Totals		4	1			0	0	0	0	0

⇒GEORGE, JEREMIAH • LB • 5-11, 219 • CLEARWATER, FLORIDA

Yr.	G	Tkls	Ast	Sks	TFL-Yd	Int	TD	FF	FR
2010	9	4	1	0	0-0	0	0	0	0
2011	13	1	0	0	0-0	0	0	0	0
2012	13	87	37	0	4-6	0	0	0	0
2013	12	133	50	3.5	12-42	2	0	3	0
Totals	47	225	88	3.5	16-48	2	0	3	0

⇒GIBSON, DAMIAN • TE • 6-4, 263 • MARATHON, FLORIDA

Yr.	G	Rec	Yds	Ypr	TD	Lng	Ypg	Att	Yds	TD	Lng
1995	10	0	0	0	0	0	0	0	0	0	0
1996	10	1	7	7.0	1	7	0.7	0	0	0	0
1997	8	15	162	10.8	0	22	20.3	0	0	0	0
1998	8	13	156	12.0	0	51	19.5	0	0	0	0
Totals	36	29	325	11.2	1	51	9.0	0	0	0	0



ENCYCLOPEDIA

⇒GIBSON, DENNIS • LB • 6-3, 240 • ANKENY, IOWA

Yr.	G	Tkls	Ast	Sks	TFL-Yd	Int	TD	FF	FR
1983	6	16	8	0	0-0	0	0	0	0
1984	11	98	44	2	12-45	3	0	3	2
1985	11	96	40	2	7-29	2	0	2	0
1986	9	94	38	2	5-27	1	0	3	1
Totals	37	304	130	6	24-101	6	0	8	3

⇒GIBSON, GALE • P • 6-3, 198 • ANKENY, IOWA

Yr.	G	P	Yds	Avg	Lng
1956		25	860	34.4	
1958		4	140	35.0	
Totals	29	1000	34.5		

⇒GIBSON, GALE • PK • 6-3, 206 • ANKENY, IOWA

Yr.	G	PAT	Att	Pct	FG	FGA	Pct	Lng	TP
1957		4	5	.800	0	0	0		10
Totals	4	5	.800	0	0	0	0		10

⇒GIBSON, GALE • WR • 6-3, 198 • ANKENY, IOWA

Yr.	G	Rec	Yds	Ypr	TD	Lng	Ypg	Att	Yds	TD	Lng
1956		3	37	12.3	1			1	-25	0	
1957		10	138	13.8	1			0	0	0	
1958		9	148	16.4	0			0	0	0	
Totals	22	323	14.7	2				1	-25	0	

⇒GIFFORDS, ALEX • PK • 5-8, 162 • TUCSON, ARIZONA

Yr.	G	PAT	Att	Pct	FG	FGA	Pct	Lng	TP
1979		14	16	.875	9	13	.692	58	41
1980		29	30	.967	10	15	.667	52	59
1981		18	19	.947	9	20	.450	48	45
1982		24	24	1.00	15	20	.750	55	69
Totals	85	89	.955	43	68	.632	58	214	

⇒GILLIS, ROCKY • WR • 5-8, 186 • POMPANO BEACH, FLORIDA

Yr.	G	Rec	Yds	Ypr	TD	Lng	Ypg	Att	Yds	TD	Lng
1978		1	4	4.0	0	4		16	61	0	14
1979		0	0	0.0	0	0		30	219	3	59
1980		12	103	8.6	0	34		71	378	2	25
1981		9	153	17.0	1	56		7	104	0	46
1982		8	150	18.8	2	41		0	0	0	0
Totals	30	410	13.7	3	56			124	762	5	59

⇒GILYARD, DWAYNE • LB • 6-1, 222 • JERSEY CITY, NEW JERSEY

Yr.	G	Tkls	Ast	Sks	TFL-Yd	Int	TD	FF	FR
1981		13	10		0-0	0	0	1	1
1982		16	3	0	0-0	0	0	0	1
1983	8	77	40	2	4-19	0	0	0	1
Totals	106	53	2	4-19	0	0	1	3	

⇒GIVENS, DURRELL • DB • 6-0, 210 • LONG BEACH, CALIFORNIA

Yr.	G	Tkls	Ast	Sks	TFL-Yd	Int	TD	FF	FR
2010	1	0	0	0	0-0	0	0	0	0
2011	11	31	8	0	0-0	0	0	1	1
2012	12	79	24	0	0-0	3	0	4	6
Totals	24	110	32	0	0-0	3	0	5	7

⇒GLOTFELTY, JOHN • WR • 6-1, 181 • AMES, IOWA

Yr.	G	Rec	Yds	Ypr	TD	Lng	Ypg	Att	Yds	TD	Lng
1988	11	5	49	9.8	0	17	4.5	0	0	0	0
1989	10	22	394	17.9	2	66	39.4	0	0	0	0
1990	11	30	455	15.2	4	42	41.4	0	0	0	0
Totals	32	57	898	15.8	6	66	28.1	0	0	0	0



⇒ **GNADE, MIKE • LB • 6-2, 201 • HAWTHORNE, NEW JERSEY**

Yr.	G	Tkls	Ast	Sks	TFL-Yd	Int	TD	FF	FR
1974		14	6			0	0	0	0
1975		48	24			1	0	1	0
Totals		62	30			1	0	1	0

⇒ **GOEDJEN, TOM • PK • 5-8, 165 • TWO RIVERS, WISCONSIN**

Yr.	G	PAT	Att	Pct	FG	FGA	Pct	Lng	TP
1972		33	36	.923	10	29	.345		63
1973		25	25	1.00	15	24	.625		70
1974		18	18	1.00	14	25	.560		60
Totals		76	79	.962	39	78	.500		193

⇒ **GOESER, PETE • P • 5-11, 165 • OMAHA, NEBRASKA**

Yr.	G	P	Yds	Avg	Lng
1958		5	170	34.0	
Totals		5	170	34.0	

⇒ **GOESER, PETE • QB • 5-11, 165 • OMAHA, NEBRASKA**

Yr.	G	Att	Com	Int	Pct	Yds	TD	Lng	Rat	Ypg	Att	Yds	TD	Lng
1957		15	6	3	.400	102	1		79.1		69	232	0	
1958		13	2	1	.154	77	1		75.1		25	68	0	
1960		7	4	0	.571	61	1		177.5		37	96	0	
Totals		35	12	4	.343	240	3		97.3		131	396	0	

⇒ **GOMEZ, CARL • PK • 6-2, 198 • MIAMI, FLORIDA**

Yr.	G	PAT	Att	Pct	FG	FGA	Pct	Lng	TP
2000	11	12	13	.923	7	8	.875	46	33
Totals	11	12	13	.923	7	8	.875	46	33

⇒ **GOMEZ, CARL • P • 6-2, 198 • MIAMI, FLORIDA**

Yr.	G	P	Yds	Avg	Lng
1997	11	66	2747	41.6	75
1998	11	59	2358	40.0	72
1999	11	47	1821	38.7	54
2000	11	56	2163	38.6	72
Totals	44	228	9089	39.9	75

⇒ **GOODBURN, KELLY • P • 6-2, 203 • CUSHING, IOWA**

Yr.	G	P	Yds	Avg	Lng
1980		2	90	45.0	48
1982		31	1237	39.9	52
1983	7	35	1333	38.1	71
Totals		68	2660	39.1	71

⇒ **GOODWIN, DAN • RB • 6-1, 202 • OMAHA, NEBRASKA**

Yr.	G	Att	Yds	Ypc	TD	Lng	Ypg	Rec	Yds	TD	Lng
1979		91	316	3.5	2	18		11	87	0	20
Totals		91	316	3.5	2	18		11	87	0	20

⇒ **GOODWIN, MALCOLM • LB • 6-2, 215 • AMES, IOWA**

Yr.	G	Tkls	Ast	Sks	TFL-Yd	Int	TD	FF	FR
1990	6	23	9	0	0-0	0	0	1	0
1991	11	85	34	1	4-10	1	0	1.5	0
1992	11	162	64	1	17-49	0	0	5	1
Totals	28	270	107	2	21-59	1	0	7.5	1

⇒ **GOODWIN, MATT • DB • 6-1, 198 • AMES, IOWA**

Yr.	G	Tkls	Ast	Sks	TFL-Yd	Int	TD	FF	FR
1992	10	36	11	0	0-0	3	0	1	2
Totals	10	36	11	0	0-0	3	0	1	2



ENCYCLOPEDIA

⇒ GRANT, WALTER • QB • 5-11, 187 • HOUSTON, TEXAS

Yr.	G	Att	Com	Int	Pct	Yds	TD	Lng	Rat	Ypg	Att	Yds	TD	Lng
1978		125	57	4	.456	877	5	47	111.3		105	237	3	24
1979		77	23	3	.299	268	0	43	51.3		55	164	1	29
Totals		202	80	7	.396	1145	5	47	88.5		160	401	4	29

⇒ GRAVES, DON • LB • 6-3, 215 • CENTERVILLE, IOWA

Yr.	G	Tkls	Ast	Sks	TFL-Yd	Int	TD	FF	FR
1966		80	46			1	1		0
1967		49	31			1	1		2
Totals		129	77			2	2		2

⇒ GREEN, DAMAN • WR • 6-0, 185 • SAN BERNARDINO, CALIFORNIA

Yr.	G	Rec	Yds	Ypr	TD	Lng	Ypg	Att	Yds	TD	Lng
1996	11	22	222	10.1	0	23	20.2	0	0	0	0
1997	9	21	366	17.4	2	53	40.7	2	10	0	9
Totals	20	43	588	13.7	2	53	29.4	2	10	0	9

⇒ GREEN, DEXTER • RB • 5-9, 172 • WOODBRIDGE, VIRGINIA

Yr.	G	Att	Yds	Ypc	TD	Lng	Ypg	Rec	Yds	TD	Lng
1975		29	132	4.6	2	37		2	54	0	44
1976		208	1074	5.2	8	65		19	240	2	57
1977		271	1240	4.6	15	51		20	168	0	25
1978		230	991	4.3	9	39		10	54	2	12
Totals		738	3437	4.7	34	65		51	516	4	57

⇒ GREEN, EDDY • P • 5-10, 170 • EAST PRAIRIE, MISSOURI

Yr.	G	P	Yds	Avg	Lng
1950		35	1150	32.9	
Totals		35	1150	32.9	

⇒ GREEN, EDDY • RB • 5-10, 170 • EAST PRAIRIE, MISSOURI

Yr.	G	Att	Yds	Ypc	TD	Lng	Ypg	Rec	Yds	TD	Lng
1948		5	33	6.6	0			1	29	1	
1949		43	208	4.8	1			0	0	0	
1950		32	117	3.7	1			1	5	0	
Totals		80	358	4.5	2			2	34	1	

⇒ GREENE, TONY • RB • 6-2, 236 • DETROIT, MICHIGAN

Yr.	G	Att	Yds	Ypc	TD	Lng	Ypg	Rec	Yds	TD	Lng
1981	6	6	16	2.7	0	6	2.7	0	0	0	0
1982	10	43	169	3.9	2	23	16.9	1	8	0	8
Totals	16	49	185	3.8	2	23	11.6	1	8	0	8

⇒ GREENE, VAN • P • 5-11, 180 • LANSING, MICHIGAN

Yr.	G	P	Yds	Avg	Lng
1954		3	85	28.3	
Totals		3	85	28.3	

⇒ GREENE, VAN • RB • 5-11, 180 • LANSING, MICHIGAN

Yr.	G	Att	Yds	Ypc	TD	Lng	Ypg	Rec	Yds	TD	Lng
1954		8	24	3.0	0			0	0	0	
Totals		8	24	3.0	0			0	0	0	

⇒ GREENWOOD, DON • TE • 6-3, 208 • CEDAR RAPIDS, IOWA

Yr.	G	Rec	Yds	Ypr	TD	Lng	Ypg	Att	Yds	TD	Lng
1972		15	166	11.1	3			0	0	0	0
1973		1	5	5.0	1	5		0	0	0	0
1974		2	14	7.0	0	7		0	0	0	0
Totals		18	185	10.3	4	7		0	0	0	0

⇒ GRIFFITH, JOHN • P • 5-9, 145 • JEFFERSON CITY, MISSOURI

Yr.	G	P	Yds	Avg	Lng
1947		4	127	31.8	
1948		21	668	31.8	
Totals		25	795	31.8	



⇒**GRIFFITH, JOHN • QB • 5-9, 145 • JEFFERSON CITY, MISSOURI**

Yr.	G	Att	Com	Int	Pct	Yds	TD	Lng	Rat	Ypg	Att	Yds	TD	Lng
1947		9	3	2	.333	94	2		150.0		20	20	0	
1948		12	5	3	.417	125	3		161.7		14	-4	0	
Totals		21	8	5	.381	219	5		156.6		34	16	0	

⇒**GRIGLIONE, JOHN • DL • 6-2, 217 • DES MOINES, IOWA**

Yr.	G	Tkls	Ast	Sks	TFL-Yd	Int	TD	FF	FR
1968		51	28			1	0		0
1969		67	40			0	0		1
1970		115	66			0	0		1
Totals		233	134			1	0		2

⇒**GROCE, DAMIEN • WR • 5-10, 182 • SAN BERNARDINO, CALIFORNIA**

Yr.	G	Rec	Yds	Ypr	TD	Lng	Ypg	Att	Yds	TD	Lng
1998	11	47	640	13.6	7	41	58.1	0	0	0	0
1999	4	9	226	25.1	1	80	56.5	0	0	0	0
Totals	15	56	866	15.5	8	80	57.7	0	0	0	0

⇒**GROVE, GREG • RB • 5-11, 201 • TIPTON, IOWA**

Yr.	G	Att	Yds	Ypc	TD	Lng	Lng	Rec	Yds	TD	Lng
1976		26	111	4.3	2	16		1	9	0	9
Totals		26	111	4.3	2	16		1	9	0	9

⇒**GRUBB, MATT • DL • 6-2, 251 • INDIANOLA, IOWA**

Yr.	G	Tkls	Ast	Sks	TFL-Yd	Int	TD	FF	FR
1988	5	6	3	0.5	.5-5	0	0	0	0
1989	11	44	23	3	3-21	0	0	1	0
1990	11	52	28	1.5	1.5-7	0	0	0	1
1991	9	42	26	1	4-10	0	0	1	1
Totals	36	144	80	6	9-43	0	0	2	2

⇒**GRUNDMAN, TOM • RB • 5-8, 168 • PELLA, IOWA**

Yr.	G	Att	Yds	Ypc	TD	Lng	Ypg	Rec	Yds	TD	Lng
1947		2	0	0	0			0	0	0	
1948		3	7	2.3	0			0	0	0	
1949		6	28	4.7	2			0	0	0	
Totals		11	35	3.2	2			0	0	0	

⇒**GUGE, ROGER • RB • 6-1, 192 • ESTHERVILLE, IOWA**

Yr.	G	Att	Yds	Ypc	TD	Lng	Ypg	Rec	Yds	TD	Lng
1968		31	138	4.5	1			3	27	0	
Totals		31	138	4.5	1			3	27	0	

⇒**GUGGENHEIM, RODNEY • RB • 5-10, 217 • KENNER, LOUISIANA**

Yr.	G	Att	Yds	Ypc	TD	Lng	Ypg	Rec	Yds	TD	Lng
1993	8	60	282	4.7	4	70	35.3	4	30	0	14
1994	11	72	330	4.6	4	41	30.0	1	20	0	20
1995	11	23	63	2.7	2	7	5.7	7	111	0	23
Totals	30	155	675	4.4	10	70	22.5	12	161	0	23

⇒**GUYER, ZACH • PK • 6-3, 195 • URBANDALE, IOWA**

Yr.	G	PAT	Att	Pct	FG	FGA	Pct	Lng	TP
2008	4	0	0	0	0	0	0	0	0
2011	12	29	31	.935	11	16	.688	46	62
Totals	16	29	31	.935	11	16	.688	46	62

⇒**HALBERT, WEBB • P • 6-0, 174 • CHAFFEE, MISSOURI**

Yr.	G	P	Yds	Avg	Lng
1947		1	43	43.0	
1948		5	167	33.4	
Totals		6	210	35.0	



ENCYCLOPEDIA

⇒ HALBERT, WEBB • RB • 6-0, 174 • CHAFFEE, MISSOURI

Yr.	G	Att	Yds	Ypc	TD	Lng	Ypg	Rec	Yds	TD	Lng
1947		109	464	4.3	3			6	39	0	
1948		74	378	5.1	3			7	39	0	
Totals		183	842	4.6	6			13	78	0	

⇒ HALDA, RON • LB • 5-10, 208 • DES MOINES, IOWA

Yr.	G	Tkls	Ast	Sks	TFL-Yd	Int	TD	FF	FR
1965		96	59			1	0		2
Totals		96	59			1	0		2

⇒ HALDA, RON • P • 5-10, 208 • DES MOINES, IOWA

Yr.	G	P	Yds	Avg	Lng
1964		33	1224	37.1	
Totals		33	1224	37.1	

⇒ HALDA, RON • QB • 5-10, 208 • DES MOINES, IOWA

Yr.	G	Att	Com	Int	Pct	Yds	TD	Lng	Rat	Ypg	Att	Yds	TD	Lng
1964		4	1	0	.250	33	0		94.3		11	39	0	
Totals		4	1	0	.250	33	0		94.3		11	39	0	

⇒ HALL, DARYL • DB • 5-7, 174 • FLORISSANT, MISSOURI

Yr.	G	Tkls	Ast	Sks	TFL-Yd	Int	TD	FF	FR
1993	10	7	3	0	0-0	0	0	0	0
1994	11	52	16	0	1-2	0	0	0	1
Totals	21	59	19	0	1-2	0	0	0	1

⇒ HALL, TED • DL • 6-1, 185 • CINCINNATI, OHIO

Yr.	G	Tkls	Ast	Sks	TFL-Yd	Int	TD	FF	FR
1966		34	25			0	0		2
Totals		34	25			0	0		2

⇒ HAMILTON, MARQUIS • WR • 6-4, 224 • OKLAHOMA CITY, OKLAHOMA

Yr.	G	Rec	Yds	Ypr	TD	Lng	Ypg	Att	Yds	TD	Lng
2006	12	6	68	11.3	0	20	5.7	0	0	0	0
2007	12	45	534	11.9	1	46	44.5	4	8	0	13
2008	12	26	301	11.6	3	37	25.1	1	-12	0	0
2009	13	50	606	12.1	4	42	46.6	0	0	0	0
Totals	49	127	1509	11.9	8	46	30.8	5	-4	0	13

⇒ HAMMERSCHMIDT, KURT • TE • 6-6, 272 • CHESTERFIELD, MISSOURI

Yr.	G	Rec	Yds	Ypr	TD	Lng	Ypg	Att	Yds	TD	Lng
2009	1	0	0	0	0	0	0	0	0	0	0
2010	11	5	36	7.2	1	15	3.3	0	0	0	0
2011	13	13	126	9.7	0	30	9.7	0	0	0	0
2012	13	2	14	7.0	0	9	1.1	0	0	0	0
Totals	38	20	176	8.8	1	30	4.6	0	0	0	0

⇒ HANNAHS, LARRY • WR • 6-2, 200 • CANTON, OHIO

Yr.	G	Rec	Yds	Ypr	TD	Lng	Ypg	Att	Yds	TD	Lng
1961		2	22	11.0	0			0	0	0	
1962		3	37	12.3	1			0	0	0	
1963		2	47	23.5	0			0	0	0	
Totals		7	106	15.1	1			0	0	0	

⇒ HANSEN, JACK • P • 6-0, 180 • OMAHA, NEBRASKA

Yr.	G	P	Yds	Avg	Lng
1955		11	321	29.2	
1956		3	67	22.3	
Totals		14	388	27.7	



⇒HANSEN, JACK • RB • 6-0, 181 • OMAHA, NEBRASKA

Yr.	G	Att	Yds	Ypc	TD	Lng	Ypg	Rec	Yds	TD	Lng
1955		36	70	1.9	2			6	41	0	
1956		23	90	3.9	2			0	0	0	
1957		16	59	3.7	0			4	60	2	
Totals		75	219	2.9	4			10	101	2	

⇒HANSEN, JACK • QB • 6-0, 181 • OMAHA, NEBRASKA

Yr.	G	Att	Com	Int	Pct	Yds	TD	Lng	Rat	Ypg	Att	Yds	TD	Lng
1955		9	4	0	.444	79	0		118.2		36	70	2	
Totals		9	4	0	.444	79	0		118.2		36	70	2	

⇒HANSEN, SCOTT • LB • 5-11, 220 • DAVENPORT, IOWA

Yr.	G	Tkls	Ast	Sks	TFL-Yd	Int	TD	FF	FR
1977		7	1		0-0	0	0	0	0
Totals		7	1		0-0	0	0	0	0

⇒HANSON, RICHARD • RB • 5-9, 170 • LAPUENTE, CALIFORNIA

Yr.	G	Att	Yds	Ypc	TD	Lng	Ypg	Rec	Yds	TD	Lng
1983	6	6	-2	-0.3	0	4	-0.3	0	0	0	0
1984	11	155	507	3.3	2	16	46.1	29	244	1	20
Totals	17	161	505	3.1	2	16	29.7	29	244	1	20

⇒HARDEE, RAY • WR • 6-0, 188 • MULBERRY, FLORIDA

Yr.	G	Rec	Yds	Ypr	TD	Lng	Ypg	Att	Yds	TD	Lng
1975		7	127	18.1	0	34		8	8	0	7
1976		17	236	13.9	5	33		19	91	1	20
1977		16	148	9.3	0	19		4	18	0	17
1978		13	252	20.1	4	46		2	0	0	3
Totals		53	763	14.4	9	46		33	117	1	20

⇒HARDEMAN, BUDDY • QB • 6-0, 188 • AUBURN, NEW YORK

Yr.	G	Att	Com	Int	Pct	Yds	TD	Lng	Rat	Ypg	Att	Yds	TD	Lng
1973		81	31	8	.383	420	4		78.4		89	468	3	
1974		11	3	2	.273	37	0	13	19.2		17	90	0	20
1975		40	22	2	.550	297	0	36	107.4		80	395	5	71
1976		94	44	5	.468	687	8	61	125.6		100	583	6	55
Totals		226	100	17	.442	1441	12	61	100.3		286	1536	14	71

⇒HARDEN, BOB • P • 6-0, 183 • OMAHA, NEBRASKA

Yr.	G	P	Yds	Avg	Lng
1957		2	77	38.5	
Totals		2	77	38.5	

⇒HARDEN, BOB • RB • 6-0, 183 • OMAHA, NEBRASKA

Yr.	G	Att	Yds	Ypc	TD	Lng	Ypg	Rec	Yds	TD	Lng
1956		70	244	3.5	4			5	63	0	
1957		55	193	3.5	1			0	0	0	
1958		90	354	3.9	7			0	0	0	
Totals		215	791	3.7	12			5	63	0	

⇒HARDING, WEYLAN • DB • 5-10, 190 • SPRING, TEXAS

Yr.	G	Tkls	Ast	Sks	TFL-Yd	Int	TD	FF	FR
1991	9	23	15	0	0-0	1	0	0	0
1992	8	12	6	0	1-1	0	0	0	0
1993	11	74	21	0	2-3	0	0	1	1
Totals	28	109	42	0	3-4	1	0	1	1

⇒HARGER, MITCHELL • RB • 5-10, 200 • ALBURNETT, IOWA

Yr.	G	Att	Yds	Ypc	TD	Lng	Ypg	Rec	Yds	TD	Lng
2014	4	0	0	0	0	0	0	0	0	0	0
2015	12	6	34	5.7	0	9	2.8	2	27	0	21
2016	10	19	109	6.1	1	17	10.9	3	19	0	12
Totals	26	24	143	6.0	1	17	5.5	5	46	0	21



ENCYCLOPEDIA

⇒HARKLAU, RYAN • DL • 6-4, 280 • HUMBOLDT, IOWA

Yr.	G	Tkls	Ast	Sks	TFL-Yd	Int	TD	FF	FR
1997	10	18	11	0	0-0	0	0	0	0
1998	10	32	15	2.5	7.5-42	0	0	0	0
1999	7	17	4	1	3-12	0	0	0	0
2000	11	55	20	1	4-8	0	0	1	1
Totals	38	122	50	4.5	14.5-64	0	0	1	1

⇒HARMS, SAM • TE • 6-3, 235 • SPIRIT LAKE, IOWA

Yr.	G	Rec	Yds	Ypr	TD	Lng	Ypg	Att	Yds	TD	Lng
2016	12	2	7	3.5	0	6	0.6	0	0	0	0
Totals	12	2	7	3.5	0	6	0.6	0	0	0	0

⇒HARRIS, BRANDON • WR • 6-0, 191 • CEDAR HILL, TEXAS

Yr.	G	Rec	Yds	Ypr	TD	Lng	Ypg	Att	Yds	TD	Lng
2014	9	1	1	1.0	0	1	0.1	0	0	0	0
2015	11	0	0	0	0	0	0	0	0	0	0
Totals	20	1	1	1.0	0	1	0.1	0	0	0	0

⇒HARRIS, IKE • WR • 6-5, 202 • EDMUNSON, ARKANSAS

Yr.	G	Rec	Yds	Ypr	TD	Lng	Ypg	Att	Yds	TD	Lng
1971		29	496	17.1	4	64			0	0	0
1972		26	400	15.4	3				0	0	0
1973		14	251	17.9	1				0	0	0
Totals	69	1147	16.6	8	64				0	0	0

⇒HARRIS, JASON • DB • 5-11, 212 • CLEARWATER, FLORIDA

Yr.	G	Tkls	Ast	Sks	TFL-Yd	Int	TD	FF	FR
2005	5	0	0	0	0-0	0	0	0	0
2006	11	20	3	0	0-0	1	0	0	0
2007	10	0	0	0	0-0	0	0	0	0
2008	8	0	0	0	0-0	0	0	0	0
Totals	34	20	3	0	0-0	1	0	0	0

⇒HARRIS, JASON • RB • 5-11, 212 • CLEARWATER, FLORIDA

Yr.	G	Att	Yds	Ypc	TD	Lng	Ypg	Rec	Yds	TD	Lng
2005	5	11	40	3.6	0	9	8.0	1	6	0	6
2006	11	0	0	0	0	0	0	0	0	0	0
2007	10	0	0	0	0	0	0	0	0	0	0
2008	8	8	78	9.8	1	68	9.8	0	0	0	0
Totals	34	19	118	6.2	1	68	3.5	1	6	0	6

⇒HARRIS, JORDAN • LB • 6-0, 233 • CLARKSDALE, MISSISSIPPI

Yr.	G	Tkls	Ast	Sks	TFL-Yd	Int	TD	FF	FR
2015	12	70	34	1	5-11	1	0	0	1
Totals	12	70	34	1	5-11	1	0	0	1

⇒HARRIS, MARC • P • 5-11, 202 • OMAHA, NEBRASKA

Yr.	G	P	Yds	Avg	Lng
1993	6	20	857	42.9	69
1994	11	52	2205	42.4	71
1995	11	52	2153	41.4	69
1996	11	47	2149	45.7	75
Totals	39	171	7364	43.1	75

⇒HARRIS, P.J. • WR • 6-1, 164 • GROVELAND, FLORIDA

Yr.	G	Rec	Yds	Ypr	TD	Lng	Ypg	Att	Yds	TD	Lng
2013	9	7	67	9.6	0	17	7.4	0	0	0	0
2014	3	9	55	6.1	0	10	18.3	0	0	0	0
Totals	12	16	122	7.6	0	17	10.2	0	0	0	0



⇒ **HARRIS, WILLIE • RB • 6-3, 207 • YAZOO CITY, MISSISSIPPI**

Yr.	G	Att	Yds	Ypc	TD	Lng	Ypg	Rec	Yds	TD	Lng
1968		13	38	2.9	3			0	0	0	
1969		7	11	1.6	0			4	18	0	
1970		34	81	2.4	2			2	9	0	
Totals		54	130	2.4	5			6	27	0	

⇒ **HART, GENE • QB • 5-9, 160 • WEST FRANKFORT, ILLINOIS**

Yr.	G	Att	Com	Int	Pct	Yds	TD	Lng	Rat	Ypg	Att	Yds	TD	Lng
1953		4	1	0	.250	7	0		39.7		2	10	0	
Totals		4	1	0	.250	7	0		39.7		2	10	0	

⇒ **HART, KEVIN • DB • 5-11, 180 • KANSAS CITY, MISSOURI**

Yr.	G	Tkls	Ast	Sks	TFL-Yd	Int	TD	FF	FR
1976		45	20		2-5	3	0	2	0
1977		45	21		3-13	3	0	1	2
Totals		90	41		5-18	6	0	3	2

⇒ **HARVEY, BEN • DB • 6-3, 200 • WATERLOO, IOWA**

Yr.	G	Tkls	Ast	Sks	TFL-Yd	Int	TD	FF	FR
1993	11	17	6	0	0-0	0	0	0	0
Totals	11	17	6	0	0-0	0	0	0	0

⇒ **HARVEY, WILLIE • LB • 6-0, 225 • HASTINGS, FLORIDA**

Yr.	G	Tkls	Ast	Sks	TFL-Yd	Int	TD	FF	FR
2015	12	59	28	2.0	3-20	0	0	0	0
2016	12	78	40	3.0	7-524	0	0	2	1
Totals	24	137	68	5.0	10.5-44	0	0	2	1

⇒ **HAWKINS, TONY • DB • 6-0, 186 • ONONDAGA, NEW YORK**

Yr.	G	Tkls	Ast	Sks	TFL-Yd	Int	TD	FF	FR
1974		65	26			0	0	2	1
1975		90	38			2	0	0	3
1976		102	46		1-6	1	0	0	1
Totals		257	110		1-6	3	0	2	5

⇒ **HAYWARD, REGGIE • DL • 6-5, 250 • DOLTON, ILLINOIS**

Yr.	G	Tkls	Ast	Sks	TFL-Yd	Int	TD	FF	FR
1997	10	12	5	0	2-4	0	0	0	0
1998	11	59	24	5.5	7.5-45	0	0	1	1
1999	11	68	21	4	8-38	0	0	2	2
2000	11	90	35	7	10-53	0	0	2	2
Totals	43	229	85	16.5	27.5-140	0	0	5	5

⇒ **HAYWOOD, ENNIS • RB • 5-11, 220 • DALLAS, TEXAS**

Yr.	G	Att	Yds	Ypc	TD	Lng	Ypg	Rec	Yds	TD	Lng
1998	10	30	178	5.9	2	56	17.8	5	23	0	12
1999	11	55	278	5.1	3	24	25.3	10	176	0	34
2000	10	229	1237	5.4	8	73	123.7	25	211	0	32
2001	11	258	1169	4.5	14	66	106.3	20	138	0	20
Totals	42	572	2862	5.0	27	73	68.1	60	548	0	34

⇒ **HEAVENS, JEROME • RB • 5-10, 214 • INGLEWOOD, CALIFORNIA**

Yr.	G	Att	Yds	Ypc	TD	Lng	Ypg	Rec	Yds	TD	Lng
1997	10	27	94	3.5	1	17	9.4	11	68	0	13
Totals	10	27	94	3.5	1	17	9.4	11	68	0	13

⇒ **HEMINGWAY, KEITH • WR • 6-2, 183 • IOWA CITY, IOWA**

Yr.	G	Rec	Yds	Ypr	TD	Lng	Ypg	Att	Yds	TD	Lng
1951		4	33	8.3	0			0	0	0	
1952		1	44	44.0	1			0	0	0	
Totals		5	77	15.4	1			0	0	0	



ENCYCLOPEDIA

⇒ HENDERSON, JOE - RB - 6-0, 205 - CHICAGO, ILLINOIS

Yr.	G	Att	Yds	Ypc	TD	Lng	Ypg	Rec	Yds	TD	Lng
1985	10	1	7	7.0	0	7	.7	1	7	0	7
1986	11	122	436	3.6	4	35	39.6	18	175	3	38
1987	11	262	1232	4.7	5	32	112.0	14	73	0	12
1988	11	242	1040	4.3	9	73	94.5	9	120	1	40
Totals	43	627	2715	4.3	18	73	63.1	42	375	4	40

⇒ HENDERSON, TRACY - WR - 6-0, 182 - MAYWOOD, ILLINOIS

Yr.	G	Rec	Yds	Ypr	TD	Lng	Ypg	Att	Yds	TD	Lng
1982		5	56	11.2	0	18		0	0	0	0
1983		81	1051	13.0	8	53		0	0	0	0
1984	11	64	941	14.7	6	71	85.5	0	0	0	0
Totals		150	2048	13.7	14	71		0	0	0	0

⇒ HENKE, BRAD - DL - 6-3, 242 - LITTLETON, COLORADO

Yr.	G	Tkls	Ast	Sks	TFL-Yd	Int	TD	FF	FR
1985	5	7	3	0	0-0	0	0	0	0
Totals	5	7	3	0	0-0	0	0	0	0

⇒ HENRY, JEROME - WR - 6-1, 172 - LOS ANGELES, CALIFORNIA

Yr.	G	Rec	Yds	Ypr	TD	Lng	Ypg	Att	Yds	TD	Lng
1995	6	3	14	4.7	0	8	2.3	0	0	0	0
Totals	6	3	14	4.7	0	8	2.3	0	0	0	0

⇒ HENTGES, CHRIS - LB - 6-0, 218 - JEFFERSON CITY, MISSOURI

Yr.	G	Tkls	Ast	Sks	TFL-Yd	Int	TD	FF	FR
1987	3	3	1	0	0-0	0	0	0	0
1988	5	17	10	0	0-0	0	0	0	0
Totals	8	20	11	0	0-0	0	0	0	0

⇒ HENTGES, CHRIS - RB - 6-0, 218 - JEFFERSON CITY, MISSOURI

Yr.	G	Att	Yds	Ypc	TD	Lng	Ypg	Rec	Yds	TD	Lng
1984	11	6	20	3.3	0	12	1.8	0	0	0	0
Totals	11	6	20	3.3	0	12	1.8	0	0	0	0

⇒ HERREN, BILL - DL - 6-3, 220 - TEMPE, ARIZONA

Yr.	G	Tkls	Ast	Sks	TFL-Yd	Int	TD	FF	FR
1977		6	5		0-0	0	0	1	0
1979		58	27		4-19	0	0	2	1
Totals		64	32		4-19	0	0	3	1

⇒ HESS, GEORGE - P - 5-9, 155 - ESTHERVILLE, IOWA

Yr.	G	P	Yds	Avg	Lng
1951		53	1749	33.0	
Totals		53	1749	33.0	

⇒ HESS, GEORGE - QB - 5-9, 155 - ESTHERVILLE, IOWA

Yr.	G	Att	Com	Int	Pct	Yds	TD	Lng	Rat	Ypg	Att	Yds	TD	Lng
1951		4	3	1	.750	87	1		290.2		7	5	0	
Totals		4	3	1	.750	87	1		290.2		7	5	0	

⇒ HICKS, LAMARCUS - DB - 6-0, 195 - CLARKSDALE, MISSISSIPPI

Yr.	G	Tkls	Ast	Sks	TFL-Yd	Int	TD	FF	FR
2004	12	45	15	1.5	4-17	1	1	0	0
2005	12	55	19	0	0.5-1	5	1	0	1
Totals	24	100	34	1.5	4.5-18	6	2	0	1

⇒ HICKS, STEVIE - RB - 6-1, 212 - OMAHA, NEBRASKA

Yr.	G	Att	Yds	Ypc	TD	Lng	Ypg	Rec	Yds	TD	Lng
2003	11	123	471	3.8	0	31	42.8	14	40	0	11
2004	12	270	1062	3.9	5	41	88.5	9	49	0	13
2005	9	149	545	3.7	4	37	60.6	8	39	0	14
2006	8	107	523	4.9	2	58	65.4	7	22	0	7
Totals	40	649	2601	4.0	11	58	65.0	38	150	0	14



⇒ **HILDEN, TOM • DB • 6-0, 188 • GLENCOE, ILLINOIS**

Yr.	G	Tkls	Ast	Sks	TFL-Yd	Int	TD	FF	FR
1968		46	26			4	0		0
1969		8	5			0	0		1
1970		20	7			2	0		1
Totals		74	38			6	0		2

⇒ **HILL, BARRY • DB • 6-2, 184 • DELRAY BEACH, FLORIDA**

Yr.	G	Tkls	Ast	Sks	TFL-Yd	Int	TD	FF	FR
1972		49	17			4	0		1
1973		38	15			8	1	0	1
1974		63	16			9	0	0	0
Totals		150	48			21	1	0	2

⇒ **HILL, LAMONT • WR • 5-9, 189 • DETROIT, MICHIGAN**

Yr.	G	Rec	Yds	Ypr	TD	Lng	Ypg	Att	Yds	TD	Lng
1991	11	22	316	14.4	1	41	28.7	17	62	1	18
1992	8	3	94	31.3	1	83	11.8	19	62	0	17
1993	11	15	195	13.0	0	30	17.7	0	0	0	0
Totals	30	40	605	15.1	2	83	20.2	36	124	0	18

⇒ **HILL, PHIL • QB • 5-11, 184 • ROSEVILLE, ILLINOIS**

Yr.	G	Att	Com	Int	Pct	Yds	TD	Lng	Rat	Ypg	Att	Yds	TD	Lng
1956		38	14	1	.368	205	3		102.9		15	-11	0	
Totals		38	14	1	.368	205	3		102.9		15	-11	0	

⇒ **HILL, PHIL • WR • 5-11, 182 • ROSEVILLE, ILLINOIS**

Yr.	G	Rec	Yds	Ypr	TD	Lng	Ypg	Att	Yds	TD	Lng
1958		2	31	15.5	0			0	0	0	
Totals		2	31	15.5	0			0	0	0	

⇒ **HIXON, STAN • WR • 5-11, 172 • LAKELAND, FLORIDA**

Yr.	G	Rec	Yds	Ypr	TD	Lng	Ypg	Att	Yds	TD	Lng
1976		1	13	13.0	0	13		0	0	0	0
1977		19	289	15.2	1	19		1	-11	0	0
1978		23	446	19.4	2	47		1	12	0	12
Totals		43	748	17.4	3	47		2	1	0	12

⇒ **HOBBS, DARYL • QB • 6-0, 175 • FORT DODGE, IOWA**

Yr.	G	Att	Com	Int	Pct	Yds	TD	Lng	Rat	Ypg	Att	Yds	TD	Lng
1953		35	11	5	.314	208	1		62.2		10	-19	0	
1954		15	6	1	.400	70	1		87.9		5	-26	0	
Totals		50	17	6	.340	278	2		69.9		15	-45	0	

⇒ **HOBBS, ELLIS • DB • 5-9, 190 • DESOTO, TEXAS**

Yr.	G	Tkls	Ast	Sks	TFL-Yd	Int	TD	FF	FR
2001	11	16	5	0	0-0	1	0	0	1
2002	14	51	11	0	0-0	2	0	0	1
2003	12	71	20	1	2-8	1	0	1	1
2004	12	71	16	1	2-12	5	1	1	0
Totals	49	209	52	2	4-20	9	1	2	3

⇒ **HOBSON, DARRYL • WR • 6-0, 179 • KANSAS CITY, KANSAS**

Yr.	G	Rec	Yds	Ypr	TD	Lng	Ypg	Att	Yds	TD	Lng
1981		3	68	22.7	1	27		0	0	0	0
1982		1	7	7.0	0	7		0	0	0	0
Totals		4	75	18.8	1	27		0	0	0	0

⇒ **HOLLAWAY, VAN • LB • 6-1, 195 • BELOIT, KANSAS**

Yr.	G	Tkls	Ast	Sks	TFL-Yd	Int	TD	FF	FR
1970		1	0			0	0		0
1971		8	1			0	0		0
1972		15	7			0	0		0
Totals		24	8			0	0		0



ENCYCLOPEDIA

⇒HOLLIS, DURAN • RB • 5-9, 203 • FT. WORTH, TEXAS

Yr.	G	Att	Yds	Ypc	TD	Lng	Ypg	Rec	Yds	TD	Lng
2011	12	31	213	6.9	2	71	17.8	1	1	0	1
Totals	12	31	213	6.9	2	71	17.8	1	1	0	1

⇒HOLMES, LEONARD • RB • 5-11, 187 • DETROIT, MICHIGAN

Yr.	G	Att	Yds	Ypc	TD	Lng	Ypg	Rec	Yds	TD	Lng
1991	6	43	147	3.4	0	17	24.5	2	8	0	5
Totals	6	43	147	3.4	0	17	24.5	2	8	0	5

⇒HOLTON, LARRY • DB • 6-0, 176 • KEOKUK, IOWA

Yr.	G	Tkls	Ast	Sks	TFL-Yd	Int	TD	FF	FR
1966		18	4			0	0		1
1967		59	27			3	0		1
1969		75	37			5	0		1
Totals		152	68			8	0		3

⇒HOLTON, LARRY • RB • 5-11, 183 • KEOKUK, IOWA

Yr.	G	Att	Yds	Ypc	TD	Lng	Ypg	Rec	Yds	TD	Lng
1966		4	6	1.5	0			1	27	0	
Totals		4	6	1.5	0			1	27	0	

⇒HOOD, ALAN • QB • 6-1, 202 • ST. LOUIS, MISSOURI

Yr.	G	Att	Com	Int	Pct	Yds	TD	Lng	Rat	Ypg	Att	Yds	TD	Lng
1983	5	7	2	1	.286	78	1	65	140.7	15.6	9	40	1	7
1984	8	103	54	9	.524	559	3	38	90.1	69.9	54	38	1	23
1985	9	3	1	0	.333	9	0	9	58.5	1.0	1	7	0	7
Totals	13	113	57	10	.504	646	4	65	92.4	49.0	64	85	2	23

⇒HOOD, ALAN • WR • 6-1, 202 • ST. LOUIS, MISSOURI

Yr.	G	Rec	Yds	Ypr	TD	Lng	Ypg	Att	Yds	TD	Lng
1985	9	3	39	13.0	1	15	4.3	1	7	0	7
Totals	9	3	39	13.0	1	15	4.3	1	7	0	7

⇒HOOVER, DAVE • RB • 6-0, 184 • DES MOINES, IOWA

Yr.	G	Att	Yds	Ypc	TD	Lng	Ypg	Rec	Yds	TD	Lng
1961		79	327	4.1	4			0	0	0	
1962		46	233	5.1	1			2	20	0	
1963		43	253	5.9	2			2	2	0	
Totals		168	813	4.8	7			4	22	0	

⇒HOPPMANN, DAVE • QB • 6-1, 195 • MADISON, WISCONSIN

Yr.	G	Att	Com	Int	Pct	Yds	TD	Lng	Rat	Ypg	Att	Yds	TD	Lng
1960		40	17	6	.425	214	3		82.2		161	844	5	
1961		91	41	11	.451	718	7		112.5		229	920	5	
1962		89	40	6	.449	679	6		117.8		198	798	11	
Totals		220	98	23	.445	1611	16		109.1		588	2562	21	

⇒HORACEK, MIKE • WR • 6-2, 198 • OMAHA, NEBRASKA

Yr.	G	Rec	Yds	Ypr	TD	Lng	Ypg	Att	Yds	TD	Lng
1993	11	10	150	15.0	1	46	13.6	1	-6	0	0
1994	11	22	368	16.7	2	62	33.4	0	0	0	0
1995	11	31	353	11.4	0	38	32.1	1	16	0	16
Totals	33	63	871	13.8	3	62	26.4	2	10	0	16

⇒HORNE, AARON • WR • 5-9, 177 • OAKLAND, CALIFORNIA

Yr.	G	Rec	Yds	Ypr	TD	Lng	Ypg	Att	Yds	TD	Lng
2011	13	38	431	11.3	0	57	33.2	1	18	1	18
2012	13	39	370	9.5	3	40	28.5	4	42	0	33
Totals	26	77	801	10.4	3	57	30.8	5	60	1	33



⇒**HOSKINS, ANTHONY • LB • 6-1, 231 • DETROIT, MICHIGAN**

Yr.	G	Tkls	Ast	Sks	TFL-Yd	Int	TD	FF	FR
1986	11	27	13	0	2-2	0	0	0	1
1987	10	70	27	0	2-4	2	1	0	2
1988	11	82	40	4	7-45	0	0	2	0
Totals	32	179	80	4	11-51	2	1	2	3

⇒**HOUSER, DON • RB • 6-0, 166 • BOONE, IOWA**

Yr.	G	Att	Yds	Ypc	TD	Lng	Ypg	Rec	Yds	TD	Lng
1951		3	15	5.0	0			1	66	1	
1953		18	55	3.1	0			3	47	0	
Totals		21	70	3.3	0			4	113	1	

⇒**HOWARD, DICK • RB • 5-11, 145 • ANKENY, IOWA**

Yr.	G	Att	Yds	Ypc	TD	Lng	Ypg	Rec	Yds	TD	Lng
1946		69	335	4.9	2			5	6	2	
Totals		69	335	4.9	2			5	6	2	

⇒**HOWE, RICK • DL • 6-3, 240 • CLEMONS, IOWA**

Yr.	G	Tkls	Ast	Sks	TFL-Yd	Int	TD	FF	FR
1972		62	36			0	0		0
1973		92	53			0	0	4	5
1974		83	34			0	0	0	4
Totals		237	123			0	0	4	9

⇒**HUDSON, KEVIN • DB • 6-0, 178 • MIAMI, FLORIDA**

Yr.	G	Tkls	Ast	Sks	TFL-Yd	Int	TD	FF	FR
1994	6	3	0	0	0-0	0	0	0	0
1995	9	47	19	0	0-0	0	1	2	1
1996	11	47	9	0	0-0	0	0	2	0
1997	11	80	27	0	2-3	1	0	3	0
Totals	37	177	55	0	2-3	1	1	7	1

⇒**HUGHES, BRANDON • WR • 6-2, 191 • GRANDVIEW, MISSOURI**

Yr.	G	Rec	Yds	Ypr	TD	Lng	Ypg	Att	Yds	TD	Lng
1990	3	3	89	29.7	1	64	29.7	1	-31	0	0
1991	10	5	161	32.2	0	68	16.1	1	5	0	5
1992	10	7	138	19.7	1	27	13.8	0	0	0	0
1993	10	10	132	13.2	0	28	13.2	0	0	0	0
Totals	33	25	520	20.8	2	68	15.8	2	-26	0	5

⇒**HUNLEY, BRANDON • DB • 5-11, 207 • GRANDVIEW, MISSOURI**

Yr.	G	Tkls	Ast	Sks	TFL-Yd	Int	TD	FF	FR
2005	12	4	3	0	0-0	0	0	1	0
2006	12	11	4	0	0-0	0	0	1	0
2007	10	14	4	0	0-0	0	0	0	0
2008	12	45	20	0	.5-0	0	0	2	0
Totals	46	74	31	0	.5-0	0	0	4	0

⇒**HUNT, LAWRENCE • DL • 6-2, 235 • DELRAY BEACH, FLORIDA**

Yr.	G	Tkls	Ast	Sks	TFL-Yd	Int	TD	FF	FR
1971		103	50			1	0		1
1972		92	43			0	0		0
1973		139	59			1	0	2	2
Totals		334	152			2	0	2	3

⇒**HUNTER, KENT • LB • 6-3, 215 • WHEELING, ILLINOIS**

Yr.	G	Tkls	Ast	Sks	TFL-Yd	Int	TD	FF	FR
1986	11	12	9	1	1-9	0	0	0	0
Totals	11	12	9	1	1-9	0	0	0	0



ENCYCLOPEDIA

⇒HUTCHINS, RODNEY • LB • 6-2, 215 • JOLIET, ILLINOIS

Yr.	G	Tkls	Ast	Sks	TFL-Yd	Int	TD	FF	FR
1980		10	3		0-0	0	0	1	1
1981		26	14		2-13	0	0	1	1
1982		9	6	0	0-0	0	0	0	0
1983	9	48	28	3	11-52	0	0	0	0
Totals	9	93	51	3	13-65	0	0	2	2

⇒INGRAM, TERRY • QB • 6-0, 180 • DES MOINES, IOWA

Yr.	G	Att	Com	Int	Pct	Yds	TD	Lng	Rat	Ypg	Att	Yds	TD	Lng
1956		33	12	4	.364	144	0		48.8		32	-5	0	
1957		4	0	0	0	0	0		0		48	139	4	
1958		23	8	2	.348	205	2		121.0		20	40	0	
Totals	60	20	6	.333	349	2	73.2		100	174	4			

⇒IRVING, DAVID • DL • 6-7, 272 • SAN JACINTO, CALIFORNIA

Yr.	G	Tkls	Ast	Sks	TFL-Yd	Int	TD	FF	FR
2011	9	5	4	0	0-0	0	0	0	0
2012	13	20	6	1	3-8	1	1	0	0
2013	10	19	8	2	4.5-17	0	0	1	0
Totals	32	44	18	3	7.5-25	1	1	1	0

⇒ISLER, KLARENCE • RB • 6-2, 206 • ALBANY, GEORGIA

Yr.	G	Att	Yds	Ypc	TD	Lng	Ypg	Rec	Yds	TD	Lng
1975		14	46	3.1	0	9		0	0	0	0
Totals	14	46	3.1	0	9		0	0	0	0	0

⇒IVERSEN, TIM • LB • 6-2, 215 • SIOUX CITY, IOWA

Yr.	G	Tkls	Ast	Sks	TFL-Yd	Int	TD	FF	FR
1983	5	1	0	0	0-0	0	0	0	0
1984	11	55	30	0	1-1	0	0	0	0
1985	10	31	11	1	6-32	0	0	0	0
Totals	26	87	41	1	7-33	0	0	0	0

⇒JACKSON, ANDREW • RB • 5-10, 195 • LOS ANGELES, CALIFORNIA

Yr.	G	Att	Yds	Ypc	TD	Lng	Ypg	Rec	Yds	TD	Lng
1985	10	113	415	3.7	2	36	41.5	29	254	1	22
1986	11	143	455	3.2	1	20	41.4	21	97	1	15
Totals	21	256	870	3.4	3	36	41.4	50	351	2	22

⇒JACKSON, DEANDRE • DB • 6-0, 192 • GARLAND, TEXAS

Yr.	G	Tkls	Ast	Sks	TFL-Yd	Int	TD	FF	FR
2003	8	18	1	0	2-4	0	0	0	0
2004	12	50	10	0	0-0	1	0	0	0
2005	11	51	14	0	1-4	5	0	4	1
2006	7	26	9	0	1-3	0	0	1	0
Totals	38	145	34	0	4-11	6	0	5	1

⇒JACKSON, JOE • DB • 6-0, 186 • LOS ANGELES, CALIFORNIA

Yr.	G	Tkls	Ast	Sks	TFL-Yd	Int	TD	FF	FR
1983	8	24	8	0	0-0	0	0	0	0
1984	11	24	10	0	1-1	0	0	0	0
Totals	19	48	18	0	1-1	0	0	0	0

⇒JACOBS, CAL • DL • 6-3, 245 • COUNCIL BLUFFS, IOWA

Yr.	G	Tkls	Ast	Sks	TFL-Yd	Int	TD	FF	FR
1976		2	1		0-0	0	0	0	0
1978		15	6		1-12	0	0	0	0
1979		1	1		0-0	0	0	0	0
1980		37	10		2-2	0	1	0	2
Totals	55	18			3-14	0	1	0	2



⇒ **JACOBS, JASON • RB • 6-1, 228 • CHICAGO, ILLINOIS**

Yr.	G	Att	Yds	Ypc	TD	Lng	Ypg	Rec	Yds	TD	Lng
1982	11	99	483	4.9	1	34	44.3	20	123	1	17
1983	11	99	490	4.9	3	40	44.5	64	584	3	64
Totals	22	198	973	4.9	4	40	44.2	84	707	4	64

⇒ **JACOBSEN, STEVE • DL • 6-3, 218 • HARLAN, IOWA**

Yr.	G	Tkls	Ast	Sks	TFL-Yd	Int	TD	FF	FR
1969		17	6			0	0		1
1970		10	6			1	0		0
1972		8	4			0	0		0
Totals		35	16			1	0		1

⇒ **JAHLAS, JOSH • DB • 6-2, 203 • CEDAR RAPIDS, IOWA**

Yr.	G	Tkls	Ast	Sks	TFL-Yd	Int	TD	FF	FR
2014	11	9	4	0	0	0	0	0	1
2015	12	12	3	0	0	0	0	0	1
2016	12	23	15	0	3.5-7	0	0	1	0
Totals	35	44	22	0	3.5-7	0	0	1	2

⇒ **JAKSICH, JERRY • DB • 6-1, 191 • OMAHA, NEBRASKA**

Yr.	G	Tkls	Ast	Sks	TFL-Yd	Int	TD	FF	FR
1973		9	3			0	0	0	0
1974		15	6			0	0	0	0
1975		46	18			2	0	0	0
1976		39	18		0-0	3	0	0	2
Totals		109	45		0-0	5	0	0	2

⇒ **JAMES, KEN • DB • 6-0, 175 • GAINESVILLE, FLORIDA**

Yr.	G	Tkls	Ast	Sks	TFL-Yd	Int	TD	FF	FR	TD
1979		7	3		0-0	0	0	0	0	0
Totals		7	3		0-0	0	0	0	0	0

⇒ **JANSEN, BRIAN • PK • 6-1, 200 • OVERLAND PARK, KANSAS**

Yr.	G	PAT	Att	Pct	FG	FGA	Pct	Lng	TP
2004	8	7	9	.778	3	9	.333	41	16
Totals	8	7	9	.778	3	9	.333	41	16

⇒ **JANSONIUS, DARRELL • DL • 6-3, 263 • ACKLEY, IOWA**

Yr.	G	Tkls	Ast	Sks	TFL-Yd	Int	TD	FF	FR
1970		29	16			0	0		3
Totals		29	16			0	0		3

⇒ **JANTZ, STEELE • QB • 6-3, 225 • AGOURA HILLS, CALIFORNIA**

Yr.	G	Att	Com	Int	Pct	Yds	TD	Lng	Rat	Ypg	Att	Yds	TD	Lng
2011	9	259	138	11	.533	1519	10	57	106.8	168.8	84	216	2	28
2012	11	269	167	12	.621	1603	13	43	119.2	145.7	92	216	1	21
Totals	20	528	305	23	.578	3122	23	57	113.1	156.1	176	432	3	28

⇒ **JARRETT, PAUL • DL • 6-4, 262 • LINCOLN, NEBRASKA**

Yr.	G	Tkls	Ast	Sks	TFL-Yd	Int	TD	FF	FR
2001	7	12	6	0	1-5	0	0	0	0
Totals	7	12	6	0	1-5	0	0	0	0

⇒ **JAY, RAMSEY • DB • 5-9, 173 • SANTA BARBARA, CALIFORNIA**

Yr.	G	Tkls	Ast	Sks	TFL-Yd	Int	TD	FF	FR
1973		17	6			0	0	0	0
1974		24	7			0	0	0	1
Totals		41	13			0	0	0	1

⇒ **JENSEN, BILL • RB • 5-11, 180 • MOLINE, ILLINOIS**

Yr.	G	Att	Yds	Ypc	TD	Lng	Ypg	Rec	Yds	TD	Lng
1955		23	95	4.1	0			0	0	0	
1956		8	42	5.3	0			0	0	0	
Totals		31	137	4.4	0			0	0	0	



ENCYCLOPEDIA

⇒ JENSEN, BOB • WR • 6-3, 204 • CHICAGO, ILLINOIS

Yr.	G	Rec	Yds	Ypr	TD	Lng	Ypg	Att	Yds	TD	Lng
1946		8	77	9.6	0			7	21	0	
1947		11	212	19.3	2			3	0	0	
Totals		19	289	15.2	2			10	21	0	

⇒ JENSEN, BRANDON • DL • 6-5, 301 • ANKENY, IOWA

Yr.	G	Tkls	Ast	Sks	TFL-Yd	Int	TD	FF	FR
2011	11	3	1	0	0-0	0	0	0	0
2012	13	8	4	0	0-0	0	0	0	0
2013	12	18	11	1	4-13	0	0	0	0
2014	9	10	8	1	2-3	0	0	0	0
Totals	45	39	24	2	6-16	0	0	0	0

⇒ JENSON, JOEL • LB • 6-2, 222 • ARMSTRONG, IOWA

Yr.	G	Tkls	Ast	Sks	TFL-Yd	Int	TD	FF	FR
1979		54	36		3-18	0	0	2	3
1980		69	33		2-5	0	0	2	0
Totals		123	69		5-23	0	0	4	3

⇒ JESSEN, GEORGE • LB • 6-1, 215 • NEW RICHLAND, MINNESOTA

Yr.	G	Tkls	Ast	Sks	TFL-Yd	Int	TD	FF	FR
1979		10	1		1-4	0	0	0	0
1980		48	18		4-10	1	0	1	0
1981		90	35		6-28	0	0	1	0
1982		85	27	3	7-38	1	0	4	2
Totals		233	81	3	18-80	2	0	6	2

⇒ JOHNSON, BAILEY • DL • 6-2, 278 • HOMEWOOD, ILLINOIS

Yr.	G	Tkls	Ast	Sks	TFL-Yd	Int	TD	FF	FR
2007	11	9	5	0	0-0	0	0	0	0
2009	13	22	10	0	3-6	0	0	0	0
2010	10	20	9	.5	5-19	0	0	1	0
Totals	34	51	24	.5	8-25	0	0	1	0

⇒ JOHNSON, BRIAN • DB • 6-1, 194 • GLIDDEN, IOWA

Yr.	G	Tkls	Ast	Sks	TFL-Yd	Int	TD	FF	FR
1977		4	3		0-0	0	0	0	0
1978		8	5		0-0	0	0	0	1
1979		14	8		0-0	1	0	0	2
Totals		26	16		0-0	1	0	0	3

⇒ JOHNSON, CEPHUS • DL • 6-2, 250 • PALM BEACH GARDENS, FLORIDA

Yr.	G	Tkls	Ast	Sks	TFL-Yd	Int	TD	FF	FR
2001	2	4	3	0	0-0	0	0	0	0
2002	5	9	5	0	0-0	0	0	0	0
2003	12	44	17	0	2.5-10	0	0	0	0
2004	9	23	10	2	3-7	0	0	1	0
2005	12	28	15	0	3.5-7	0	0	0	0
Totals	40	108	50	2	9-24	0	0	1	0

⇒ JOHNSON, DAN • TE • 6-3, 231 • NEW CRYSTAL, MINNESOTA

Yr.	G	Rec	Yds	Ypr	TD	Lng	Ypg	Att	Yds	TD	Lng
1980		4	116	29.0	2	76		0	0	0	0
1981		21	290	13.8	0	44		0	0	0	0
Totals		25	406	16.2	2	76		0	0	0	0

⇒ JOHNSON, JAMAHL • DL • 6-1, 318 • SAVAGE, MINNESOTA

Yr.	G	Tkls	Ast	Sks	TFL-Yd	Int	TD	FF	FR
2016	7	1	1	0	0-0	0	0	0	0
Totals	7	1	1	0	0-0	0	0	0	0



⇒ **JOHNSON, JOCK • RB • 6-0, 193 • DES MOINES, IOWA**

Yr.	G	Att	Yds	Ypc	TD	Lng	Ypg	Rec	Yds	TD	Lng
1968		75	287	3.8	1			7	59	0	
1969		98	427	4.4	2			7	21	0	
1970		122	434	3.6	1			15	111	1	
Total		295	1148	3.9	4			29	191	1	

⇒ **JOHNSON, JOSH • RB • 5-11, 205 • PONCA CITY, OKLAHOMA**

Yr.	G	Att	Yds	Ypc	TD	Lng	Ypg	Rec	Yds	TD	Lng
2006	4	23	60	2.6	0	9	15.0	0	0	0	0
Totals	4	23	60	2.6	0	9	15.0	0	0	0	0

⇒ **JOHNSON, LEONARD • DB • 5-10, 202 • CLEARWATER, FLORIDA**

Yr.	G	Tkls	Ast	Sks	TFL-Yd	Int	TD	FF	FR
2008	12	47	14	0	1-3	2	0	2	3
2009	13	64	18	0	2.5-8	2	0	3	1
2010	12	64	21	0	2.5-9	1	0	0	1
2011	13	72	13	0	2-2	1	0	1	3
Totals	50	247	66	0	8-22	6	0	6	8

⇒ **JOHNSON, MIKE • DB • 5-11, 195 • CLEARWATER, FLORIDA**

Yr.	G	Tkls	Ast	Sks	TFL-Yd	Int	TD	FF	FR
2016	12	44	23	0	1.5-3	0	0	0	0
Totals	12	44	23	0	1.5-3	0	0	0	0

⇒ **JOHNSON, RUSSELL • DB • 5-9, 178 • HOUSTON, TEXAS**

Yr.	G	Tkls	Ast	Sks	TFL-Yd	Int	TD	FF	FR
1993	8	10	5	0	0-0	0	0	0	0
1994	10	59	30	0	0-0	2	0	0	1
Totals	18	69	35	0	0-0	2	0	0	1

⇒ **JOHNSON, SEDRICK • WR • 6-3, 209 • TROUP, TEXAS**

Yr.	G	Rec	Yds	Ypr	TD	Lng	Ypg	Att	Yds	TD	Lng
2008	12	18	188	10.4	3	24	15.7	1	-1	0	0
2009	12	7	36	5.1	0	17	3.0	0	0	0	0
2010	12	16	102	6.4	0	15	8.5	0	0	0	0
Totals	36	41	326	8.0	3	24	9.1	1	-1	0	0

⇒ **JOHNSON, SHONTRELLE • RB • 5-9, 186 • DELAND, FLORIDA**

Yr.	G	Att	Yds	Ypc	TD	Lng	Ypg	Rec	Yds	TD	Lng
2010	12	35	218	6.2	2	61	18.2	5	14	0	9
2011	4	51	247	4.8	0	27	61.8	5	40	0	16
2012	12	115	504	4.4	2	19	42.0	14	115	1	28
2013	12	90	358	4.0	3	23	29.8	5	37	0	16
Totals	40	291	1327	4.6	7	61	33.2	29	206	1	28

⇒ **JOHNSON, STEVE • DB • 6-0, 210 • DENVER, COLORADO**

Yr.	G	Tkls	Ast	Sks	TFL-Yd	Int	TD	FF	FR
2006	7	11	2	0	0-0	0	0	0	1
2007	12	22	7	0	.5-0	0	0	1	0
2008	9	13	3	0	0-0	0	0	0	0
Totals	28	46	12	0	.5-0	0	0	1	1

⇒ **JOHNSON, STEVE • PK • 6-0, 186 • AMES, IOWA**

Yr.	G	PAT	Att	Pct	FG	FGA	Pct	Lng	TP
1978		22	25	.880	5	6	.833		37
Totals		22	25	.880	5	6	.833		37

⇒ **JOHNSON, STEVIE • LB • 6-4, 225 • BEAUMONT, MISSISSIPPI**

Yr.	G	Tkls	Ast	Sks	TFL-Yd	Int	TD	FF	FR
2000	9	17	6	1	2-14	0	0	0	0
Totals	9	17	6	1	2-14	0	0	0	0



ENCYCLOPEDIA

⇒ JOHNSTON, JUDGE • P - 6-1, 183 • SCOTTSDALE, ARIZONA

Yr.	G	P	Yds	Avg	Lng
1987	11	58	2087	36.0	55
1988	11	58	2288	39.4	80
1989	11	31	1329	42.9	58
Totals	33	147	5704	38.8	80

⇒ JONES, DESHAUNTE • WR - 5-10, 175 • CINCINNATI, OHIO

Yr.	G	Rec	Yds	Ypr	TD	Lng	Ypg	Att	Yds	TD	Lng
2016	12	37	536	14.5	6	49	44.7	4	31	0	15
Totals	12	37	536	14.5	6	49	44.7	4	31	0	15

⇒ JONES, EDWIN • RB - 5-11, 190 • LAKEVIEW TERRACE, CALIFORNIA

Yr.	G	Att	Yds	Ypc	TD	Lng	Ypg	Rec	Yds	TD	Lng
1987	9	50	166	3.3	1	14	18.4	1	5	0	5
Totals	9	50	166	3.3	1	14	18.4	1	5	0	5

⇒ JONES, FRED • DL - 6-1, 197 • MINNEAPOLIS, MINNESOTA

Yr.	G	Tkls	Ast	Sks	TFL-Yd	Int	TD	FF	FR
1967		6	3			0	0	0	
1968		44	25			0	0	1	
1969		58	28			0	0	1	
Totals		108	56			0	0	2	

⇒ JONES, HOUSTON • WR - 6-0, 194 • OKLAHOMA CITY, OKLAHOMA

Yr.	G	Rec	Yds	Ypr	TD	Lng	Ypg	Att	Yds	TD	Lng
2006	4	0	0	0	0	0	0	0	0	0	0
2007	4	1	6	6.0	0	6	1.5	0	0	0	0
2008	12	32	384	12.0	0	27	32.0	0	0	0	0
2009	1	0	0	0	0	0	0	0	0	0	0
Totals	21	33	390	11.8	0	27	18.6	0	0	0	0

⇒ JONES, JARNOR • LB - 6-3, 210 • LITHONIA, GEORGIA

Yr.	G	Tkls	Ast	Sks	TFL-Yd	Int	TD	FF	FR
2015	12	49	22	2.0	7-31	0	0	0	0
2016	12	29	11	1.0	2.5-9	1	0	0	0
Totals	24	78	33	3.0	9.5-40	1	0	0	0

⇒ JONES, WILLIE • WR - 5-10, 175 • VALDOSTA, GEORGIA

Yr.	G	Rec	Yds	Ypr	TD	Lng	Ypg	Att	Yds	TD	Lng
1971		18	395	21.9	4	50		2	3	0	
1972		34	606	17.8	5			3	4	0	
1973		20	293	14.7	3			3	42	0	
Totals		72	1294	18.0	12	50		8	49	0	

⇒ JORDAN, JAY • RB - 6-2, 190 • PARKERSBURG, IOWA

Yr.	G	Att	Yds	Ypc	TD	Lng	Ypg	Rec	Yds	TD	Lng
1990	4	5	16	3.2	0	5	4.0	0	0	0	0
Totals	4	5	16	3.2	0	5	4.0	0	0	0	0

⇒ JORNOV, TED • DL - 6-1, 215 • HUDSON, NEW YORK

Yr.	G	Tkls	Ast	Sks	TFL-Yd	Int	TD	FF	FR
1971		86	41			2	0		1
1972		144	65			1	0		1
1973		148	79			1	0	3	2
Totals		378	185			4	0	3	4

⇒ JUDD, WILLIE • DL - 6-3, 282 • BONITA, CALIFORNIA

Yr.	G	Tkls	Ast	Sks	TFL-Yd	Int	TD	FF	FR
2000	9	14	10	0	0-0	0	0	1	0
2001	11	54	24	2	2-16	0	0	1	0
Totals	20	68	34	2	2-16	0	0	2	0



⇒**KARBER, STEVE • DB • 6-0, 185 • GRAND JUNCTION, IOWA**

Yr.	G	Tkls	Ast	Sks	TFL-Yd	Int	TD	FF	FR
1968		15	11			0	0		0
1969		4	2			0	0		0
1970		6	2			0	0		0
Totals		25	15			0	0		0

⇒**KARR, TOM • DL • 6-2, 233 • ROCHESTER, NEW YORK**

Yr.	G	Tkls	Ast	Sks	TFL-Yd	Int	TD	FF	FR
1972		46	19			0	0		2
1973		31	15			0	0	0	0
Totals		77	34			0	0	0	2

⇒**KASPEREK, DICK • DL • 6-3, 225 • LESUEUR, MINNESOTA**

Yr.	G	Tkls	Ast	Sks	TFL-Yd	Int	TD	FF	FR
1965		4	2			0	0		1
Totals		4	2			0	0		1

⇒**KELLOGG, BRETT • TE • 6-3, 250 • CEDAR RAPIDS, IOWA**

Yr.	G	Rec	Yds	Ypr	TD	Lng	Ypg	Att	Yds	TD	Lng
2002	7	0	0	0	0	0	0	0	0	0	0
2003	12	0	0	0	0	0	0	0	0	0	0
2004	7	5	44	8.8	0	14	6.3	0	0	0	0
Totals	26	5	44	8.8	0	14	1.7	0	0	0	0

⇒**KELLY, JOHN • LB • 6-1, 210 • DES MOINES, IOWA**

Yr.	G	Tkls	Ast	Sks	TFL-Yd	Int	TD	FF	FR
1969		4	1			0	0		0
1971		5	1			0	0		0
Totals		9	2			0	0		0

⇒**KENNEDY, ERNIE • LB • 5-10, 198 • CINCINNATI, OHIO**

Yr.	G	Tkls	Ast	Sks	TFL-Yd	Int	TD	FF	FR
1965		58	28			1	0		2
Totals		58	28			1	0		2

⇒**KENNEDY, ERNIE • RB • 5-10, 198 • CINCINNATI, OHIO**

Yr.	Att	Yds	Ypc	TD	Rec	Yds	TD
1963	1	1	1.0	0	1	24	0
1964	19	60	3.2	0	5	45	0
Total	20	61	3.1	0	6	69	0

⇒**KENNEDY, PAT • RB • 6-0, 189 • DUBUQUE, IOWA**

Yr.	G	Att	Yds	Ypc	TD	Lng	Ypg	Rec	Yds	TD	Lng
1977		39	158	4.1	1	22		1	6	0	6
1978		13	44	3.4	0	7		2	30	0	22
Totals		52	202	3.9	1	22		3	36	0	22

⇒**KEOWN, DOUG • P • 5-10, 170 • CEDAR RAPIDS, IOWA**

Yr.	G	P	Yds	Avg	Lng
1971		48	1788	37.3	58
1972		36	1200	33.3	
Totals		84	2988	35.6	58

⇒**KEOWN, DOUG • WR • 5-10, 170 • CEDAR RAPIDS, IOWA**

Yr.	G	Rec	Yds	Ypr	TD	Lng	Ypg	Att	Yds	TD	Lng
1972		7	73	10.4	0			0	0	0	
Totals		7	73	10.4	0			0	0	0	

⇒**KETTLESON, LYNN • DL • 6-1, 218 • ESMOND, ILLINOIS**

Yr.	G	Tkls	Ast	Sks	TFL-Yd	Int	TD	FF	FR
1965		3	1			0	0		1
Totals		3	1			0	0		1



ENCYCLOPEDIA

⇒KIDD, RANDY • WR • 6-0, 185 • LANCASTER, OHIO

Yr.	G	Rec	Yds	Ypr	TD	Lng	Ypg	Att	Yds	TD
1961		1	21	21.0	0			0	0	0
1962		3	104	34.7	1			0	0	0
Totals		4	125	31.3	1			0	0	0

⇒KING, BEN • RB • 5-10, 190 • FORT PIERCE, FLORIDA

Yr.	Att	Yds	Ypc	TD	Lng	Ypg	Rec	Yds	TD	Lng
1966	25	128	5.1	0			0	0	0	
1967	110	388	3.5	1			10	108	0	
1968	124	437	3.5	2			9	108	1	
Totals	259	953	3.7	3			19	216	1	

⇒KING, GARY • WR • 5-10, 177 • OLAHOMA CITY, OKLAHOMA

Yr.	G	Rec	Yds	Ypr	TD	Lng	Ypg	Att	Yds	TD	Lng
1965		11	166	15.1	1			20	85	1	
1966		4	16	4.0	0			4	17	0	
Totals		15	182	12.1	1			24	102	1	

⇒KING, KIPWANA • LB • 6-0, 230 • FORT WORTH, TEXAS

Yr.	G	Tkls	Ast	Sks	TFL-Yd	Int	TD	FF	FR
1995	5	13	4	0	0-0	1	0	0	0
1996	10	29	9	0	1-1	0	0	2	0
1997	8	31	8	1	1-9	0	0	4	2
1998	11	58	17	1	4-8	1	0	1	0
Totals	34	131	38	2	6-18	2	0	7	2

⇒KING, RAY • DL • 6-4, 219 • SAC CITY, IOWA

Yr.	G	Tkls	Ast	Sks	TFL-Yd	Int	TD	FF	FR
1973		29	16			0	0	0	1
1974		95	45			1	0	3	1
1975		95	51			0	0	2	3
Totals		219	112			1	0	5	5

⇒KIRAR, MIKE • DL • 6-2, 199 • PERU, ILLINOIS

Yr.	G	Tkls	Ast	Sks	TFL-Yd	Int	TD	FF	FR	TD
1967		38	16			0	0	0	0	0
1968		8	5			0	0	0	0	0
1969		25	13			0	0	0	0	0
Totals		71	34			0	0	0	0	0

⇒KISKA, TOM • RB • 6-2, 212 • BOLINGBROOK, ILLINOIS

Yr.	G	Att	Yds	Ypc	TD	Lng	Ypg	Rec	Yds	TD	Lng
1986	4	8	33	4.1	1	18	8.3	0	0	0	0
Totals	4	8	33	4.1	1	18	8.3	0	0	0	0

⇒KLEIN, A.J. • LB • 6-2, 248 • KIMBERLY, WISCONSIN

Yr.	G	Tkls	Ast	Sks	TFL-Yd	Int	TD	FF	FR
2009	13	17	10	0	1-4	0	0	1	1
2010	12	111	64	0	8-16	3	2	0	1
2011	13	116	50	2	7.5-18	1	1	0	0
2012	13	117	58	1	3.5-7	1	1	0	0
Totals	51	361	182	3	20-45	5	4	1	2

⇒KLOOTWYK, RAY • QB • 5-10, 185 • PELLA, IOWA

Yr.	G	Att	Com	Int	Pct	Yds	TD	Lng	Rat	Ypg	Att	Yds	TD	Lng
1947		2	2	0	1.000	35	0		247.0		57	224	1	
1948		1	0	0	0	0	0		0		20	42	1	
Totals		3	2	0	.667	35	0		164.7		77	266	2	

⇒KLOOTWYK, RAY • RB • 5-10, 185 • PELLA, IOWA

Yr.	G	Att	Yds	Ypc	TD	Lng	Ypg	Rec	Yds	TD	Lng
1946		35	134	3.8	2			1	10	0	
1947		57	224	3.9	1			1	12	0	
1948		20	42	2.1	1			5	54	0	
Totals		112	400	3.6	4			7	76	0	



⇒**KNIGHTEN, KEMP • DB • 5-11, 210 • HIALEAH, FLORIDA**

Yr.	G	Tkls	Ast	Sks	TFL-Yd	Int	TD	FF	FR
1994	4	1	0	0	0-0	0	0	0	0
1996	7	9	2	0	0-0	0	0	0	0
1997	10	35	11	0	0-0	0	0	1	0
1998	10	28	9	0	2-9	0	0	0	0
Totals	31	73	22	0	2-9	0	0	1	0

⇒**KNOCK, KYLE • TE • 6-2, 262 • CEDAR RAPIDS, IOWA**

Yr.	G	Rec	Yds	Ypr	TD	Lng	Ypg	Att	Yds	TD	Lng
2000	11	5	72	14.4	0	36	6.5	0	0	0	0
2001	10	5	59	11.8	0	23	5.9	0	0	0	0
2002	14	11	82	7.5	1	29	5.9	0	0	0	0
Totals	35	21	213	10.1	1	36	6.1	0	0	0	0

⇒**KNOP, CARL • WR • 6-0, 167 • GRISWOLD, IOWA**

Yr.	G	Rec	Yds	Ypr	TD	Lng	Ypg	Att	Yds	TD	Lng
1947		1	14	14.0	1			0	0	0	0
Totals		1	14	14.0	1			0	0	0	0

⇒**KNOTT, JAKE • LB • 6-3, 252 • WAUKEE, IOWA**

Yr.	G	Tkls	Ast	Sks	TFL-Yd	Int	TD	FF	FR
2009	13	23	5	0	2-7	0	0	0	0
2010	12	130	61	1	6-15	4	0	4	1
2011	13	115	41	0	4-5	2	0	4	1
2012	8	79	24	0.5	6-16	2	0	2	0
Totals	46	347	131	1.5	18-43	8	0	10	2

⇒**KNOTT, JIM • RB • 6-0, 210 • CRESCENT, IOWA**

Yr.	G	Att	Yds	Ypc	TD	Lng	Ypg	Rec	Yds	TD	Lng
1991	11	45	223	5.0	3	21	20.3	7	34	0	10
1992	11	25	134	5.4	1	46	12.2	11	164	1	37
1993	11	32	148	4.6	4	15	13.5	2	24	0	13
1994	11	77	327	4.2	3	38	29.7	4	21	0	15
Totals	44	179	832	4.6	11	46	18.9	24	243	1	37

⇒**KNOTT, LUKE • LB • 6-1, 215 • LEE'S SUMMIT, MISSOURI**

Yr.	G	Tkls	Ast	Sks	TFL-Yd	Int	TD	FF	FR
2013	6	45	19	0	1.5-3	0	0	1	0
2014	12	74	37	0	3.5-6	1	0	0	0
2015	12	21	9	1	3.0-12	0	0	0	1
Totals	30	140	65	1	8.0-21	1	0	1	1

⇒**KNUTH, JIM • WR • 6-5, 234 • STATE CENTER, IOWA**

Yr.	G	Rec	Yds	Ypr	TD	Lng	Ypg	Att	Yds	TD	Lng
1979		15	212	14.1	0	38		0	0	0	0
1980		9	117	13.0	1	19		0	0	0	0
1982		3	31	10.3	0	11		0	0	0	0
Totals		27	360	13.3	1	38		0	0	0	0

⇒**KOCH, RANDY • DL • 6-2, 230 • CHARTER OAK, IOWA**

Yr.	G	Tkls	Ast	Sks	TFL-Yd	Int	TD	FF	FR
1975		18	7			0	0	0	0
1976		19	10		3-13	0	0	0	0
1978		17	11		0-0	0	0	0	0
Totals		54	28		3-13	0	0	0	0

⇒**KOCK, RYAN • RB • 6-1, 239 • LOHRVILLE, IOWA**

Yr.	G	Att	Yds	Ypc	TD	Lng	Ypg	Rec	Yds	TD	Lng
2003	12	8	30	3.8	0	8	2.5	3	6	0	4
2004	12	3	7	2.3	1	6	0.6	1	3	0	3
2005	12	54	129	2.4	13	8	10.8	1	6	0	5
2006	12	74	332	4.5	6	24	27.7	6	82	0	28
Totals	48	139	498	3.6	20	24	10.4	11	97	0	28



ENCYCLOPEDIA

⇒ KOHL, JAMIE • PK • 6-0, 208 • WAUKESHA, WISCONSIN

Yr.	G	PAT	Att	Pct	FG	FGA	Pct	Lng	TP
1995	11	26	30	.867	10	17	.588	47	56
1996	11	33	34	.971	9	13	.692	48	60
1997	11	23	24	.958	9	14	.643	48	50
1998	11	24	25	.960	9	15	.600	54	51
Totals	44	106	113	.938	37	59	.627	54	217

⇒ KOLLMAN, SCOTT • PK • 6-0, 179 • CEDAR FALLS, IOWA

Yr.	G	PAT	Att	Pct	FG	FGA	Pct	Lng	TP
1975		12	12	1.000	1	2	.500		15
1976		42	46	.913	11	17	.647		75
1977		29	31	.935	4	13	.308		41
Totals		83	89	.933	16	32	.500		131

⇒ KONRAD, PAUL • RB • 6-0, 205 • PARKSTON, SOUTH DAKOTA

Yr.	G	Att	Yds	Ypc	TD	Lng	Ypg	Rec	Yds	TD	Lng
1973		7	25	3.6	1			1	12	0	12
Total		7	25	3.6	1			1	12	0	12

⇒ KOSKI, KIP • QB • 5-11, 175 • AKRON, OHIO

Yr.	G	Att	Com	Int	Pct	Yds	TD	Lng	Rat	Ypg	Att	Yds	TD	Lng
1964		25	11	2	.440	213	0		99.6		15	-11	0	
1965		1	0	1	.000	0	0		-200.0		1	-5	0	
Totals		26	11	3	.423	213	0		88.0		16	-16	0	

⇒ KRAKAU, MERV • DL • 6-3, 230 • GUTHRIE CENTER, IOWA

Yr.	G	Tkls	Ast	Sks	TFL-Yd	Int	TD	FF	FR
1970		11	7			0	0		0
1971		87	45			0	0		1
1972		95	32			0	0		3
Totals		193	84			0	0		4

⇒ KRÄMER, HOLDEN • P • 6-3, 181 • WEST DES MOINES, IOWA

Yr.	G	P	Yds	Avg	Lng
2014	5	7	209	29.9	38
2015	6	7	222	31.7	37
Totals	11	14	431	30.8	38

⇒ KRAVA, SCOTT • PK • 6-2, 180 • GRIMES, IOWA

Yr.	G	PAT	Att	Pct	FG	FGA	Pct	Lng	TP
2004	2	2	2	1.000	0	2	0	0	2
Totals	2	2	2	1.000	0	2	0	0	2

⇒ KREPFLÉ, KEITH • TE • 6-2, 220 • POTOSI, WISCONSIN

Yr.	G	Rec	Yds	Ypr	TD	Lng	Ypg	Att	Yds	TD	Lng
1971		34	492	14.5	6	47		0	0	0	
1972		30	450	15.0	4			3	0	0	
1973		30	436	14.5	5			0	0	0	
Totals		94	1378	14.7	15	47		3	0	0	

⇒ KRON, NICK • DL • 6-2, 240 • CLIVE, IOWA

Yr.	G	Tkls	Ast	Sks	TFL-Yd	Int	TD	FF	FR
2012	12	5	2	1	2-8	0	0	0	0
2013	12	14	5	.5	1.5-5	0	0	0	2
Totals	24	19	7	1.5	3.5-13	0	0	0	2

⇒ KRICK, AUSTIN • DL • 6-2, 263 • CLINTON, IOWA

Yr.	G	Tkls	Ast	Sks	TFL-Yd	Int	TD	FF	FR
2012	1	0	0	0	0-0	0	0	0	0
2013	11	8	6	1	1-1	0	0	0	0
Totals	12	8	6	1	1-1	0	0	0	0



⇒**KUDLINSKI, JIM • QB • 6-0, 180 • CHICAGO, ILLINOIS**

Yr.	G	Att	Com	Int	Pct	Yds	TD	Lng	Rat	Ypg	Att	Yds	TD	Lng
1956		10	3	0	.300	94	0		109.0		0	0	0	
Totals		10	3	0	.300	94	0		109.0		0	0	0	

⇒**KUN, ERNIE • WR • 6-1, 194 • PALMERTON, OHIO**

Yr.	G	Rec	Yds	Ypr	TD	Lng	Ypg	Att	Yds	TD	Lng
1963		2	31	15.5	0			0	0	0	
1964		5	46	9.2	0			0	0	0	
Totals		7	77	11.0	0			0	0	0	

⇒**LAING, CLEYON • DL • 6-4, 290 • EDMONTON, ALBERTA**

Yr.	G	Tkls	Ast	Sks	TFL-Yd	Int	TD	FF	FR
2009	5	2	1	0	0-0	0	0	0	0
2010	9	15	9	0	1-1	0	0	1	0
2011	12	12	6	.5	0.5-5	0	0	0	0
2012	13	42	21	3	4.5-25	0	0	1	1
Totals	39	71	37	3.5	6-31	0	0	2	1

⇒**LAMONT, PRENTISS • RB • 5-9, 170 • CHEROKEE, IOWA**

Yr.	G	Att	Yds	Ypc	TD	Lng	Ypg	Rec	Yds	TD	Lng
1956		15	36	2.4	0			3	45	1	
1958		15	45	3.0	1			0	0	0	
Totals		30	81	2.7	1			3	45	1	

⇒**LAMSON, CHUCK • RB • 6-0, 185 • AMES, IOWA**

Yr.	G	Att	Yds	Ypc	TD	Lng	Ypg	Rec	Yds	TD	Lng
1958		52	262	5.0	0			0	0	0	
Totals		52	262	5.0	0			0	0	0	

⇒**LANGHOR, MARSHALL • TE • 6-0, 195 • GARY, INDIANA**

Yr.	G	Rec	Yds	Ypr	TD	Lng	Ypg	Att	Yds	TD	Lng
1967		5	55	11.0	0			0	0	0	
Totals		5	55	11.0	0			0	0	0	

⇒**LANNING, JOEL • QB • 6-2, 225 • ANKENY, IOWA**

Yr.	G	Att	Com	Int	Pct	Yds	TD	Lng	Rat	Ypg	Att	Yds	TD	Lng
2015	11	193	107	4	.554	1247	10	74	122.7	113.4	94	330	4	24
2016	12	169	99	3	.586	1290	9	49	136.7	107.5	121	518	11	41
Totals	23	362	206	7	.569	2537	19	74	129.23	110.3	215	848	15	41

⇒**LARKIN, BILL • DB • 6-1, 185 • CAMILLUS, NEW YORK**

Yr.	G	Tkls	Ast	Sks	TFL-Yd	Int	TD	FF	FR
1975		70	39			0	0	0	3
1977		1	1		0-0	0	0	0	0
Totals		71	40		0-0	0	0	0	3

⇒**LARSEN, MIKE • DL • 6-2, 237 • HARLAN, IOWA**

Yr.	G	Tkls	Ast	Sks	TFL-Yd	Int	TD	FF	FR
1975		35	12			0	0	1	1
Totals		35	12			0	0	1	1

⇒**LARY, JIM • P • 5-10, 170 • OKLAHOMA CITY, OKLAHOMA**

Yr.	G	P	Yds	Avg	Lng
1956		7	193	27.6	
1957		9	336	37.3	
Totals		16	529	33.1	

⇒**LARY, JIM • RB • 5-10, 170 • OKLAHOMA CITY, OKLAHOMA**

Yr.	G	Att	Yds	Ypc	TD	Lng	Ypg	Rec	Yds	TD	Lng
1956		38	124	3.3	0			1	14	0	14
1957		22	61	2.8	0			1	48	0	48
Totals		60	185	3.1	0			2	62	0	48



ENCYCLOPEDIA

⇒LATTIMER, JAKE • DL • 6-3, 247 • FORT SCOTT, KANSAS

Yr.	G	Tkls	Ast	Sks	TFL-Yd	Int	TD	FF	FR
2009	5	3	2	0	0-0	0	0	0	0
2010	12	39	17	4	6.5-43	0	0	2	1
2011	13	43	19	3	6-21	0	0	0	1
Totals	30	85	38	7	12.5-64	0	0	2	2

⇒LATTING, CHUCK • P • 6-1, 173 • CORDOVA, TENNESSEE

Yr.	G	P	Yds	Avg	Lng
1956	6	209	34.8		
1957	21	762	36.3		
Totals	27	971	36.0		

⇒LATTING, CHUCK • RB • 6-1, 173 • CORDOVA, TENNESSEE

Yr.	G	Att	Yds	Ypc	TD	Lng	Ypg	Rec	Yds	TD	Lng
1956	26	151	5.8	3				0	0	0	
1957	13	38	2.9	0				4	56	0	
Totals	39	189	4.8	3				4	56	0	

⇒LAUN, DEAN • WR • 6-1, 172 • CHARLES CITY, IOWA

Yr.	G	Rec	Yds	Ypr	TD	Lng	Ypg	Att	Yds	TD	Lng
1946	23	322	14.0	0				0	0	0	
1947	11	246	22.4	2				0	0	0	
1948	17	225	13.2	1				2	5	0	
1949	19	225	11.8	1				0	0	0	
Totals	70	1018	14.5	4				2	5	0	

⇒LAUN, DON • RB • 6-1, 189 • CHARLES CITY, IOWA

Yr.	G	Att	Yds	Ypc	TD	Lng	Ypg	Rec	Yds	TD	Lng
1946	37	83	2.2	0				4	24	1	
1948	19	56	3.0	0				0	0	0	
1950	16	36	2.3	0				0	0	0	
Totals	72	175	2.4	0				4	24	1	

⇒LAURES, PERRY • DL • 6-3, 262 • NEW HAMPTON, IOWA

Yr.	G	Tkls	Ast	Sks	TFL-Yd	Int	TD	FF	FR
1984	10	20	15	0	0-0	0	0	0	0
1985	11	46	21	4	5-53	0	0	1	1
Totals	21	66	36	4	5-53	0	0	1	1

⇒LAZARD, ALLEN • WR • 6-5, 223 • URBANDALE, IOWA

Yr.	G	Rec	Yds	Ypr	TD	Lng	Ypg	Att	Yds	TD	Lng
2014	12	45	593	13.2	3	48	49.4	0	0	0	0
2015	11	56	808	14.4	6	74	73.5	0	0	0	0
2016	12	69	1018	14.8	7	67	84.8	0	0	0	0
Totals	35	170	2419	14.2	16	74	69.1	0	0	0	0

⇒LAZARD, KEVIN • DB • 6-1, 184 • BELLFLOWER, CALIFORNIA

Yr.	G	Tkls	Ast	Sks	TFL-Yd	Int	TD	FF	FR
1990	10	47	20	1	3-20	0	0	0	0
1991	8	31	14	0	0-0	0	0	0	0
1992	2	4	3	0	0-0	1	0	0	0
1993	11	50	19	0	0-0	2	0	1	0
Totals	31	132	56	1	3-20	3	0	1	0

⇒LEADERS, MIKE • LB • 6-1, 212 • COUNCIL BLUFFS, IOWA

Yr.	G	Tkls	Ast	Sks	TFL-Yd	Int	TD	FF	FR
1976	6	4			0-0	0	0	0	0
1977	25	11			1-16	0	0	0	0
1978	51	23			3-19	0	0	0	0
1979	123	59			15-62	1	0	2	2
Totals	205	97			19-97	1	0	2	2



⇒ **LEADERS, NICK • DL • 6-2, 290 • OMAHA, NEBRASKA**

Yr.	G	Tkls	Ast	Sks	TFL-Yd	Int	TD	FF	FR
2002	14	75	31	5	8.5-33	0	0	2	1
2003	12	96	46	1	3-8	0	0	0	2
2004	12	50	20	3.5	11-39	0	0	0	1
2005	12	41	17	5.5	11.5-50	0	0	1	1
Totals	50	262	114	15	34-130	0	0	3	5

⇒ **LEAFBLAD, MICKEY • WR • 6-3, 223 • GURNEE, ILLINOIS**

Yr.	G	Rec	Yds	Ypr	TD	Lng	Ypg	Att	Yds	TD	Lng
1976		2	23	11.5	0	14		0	0	0	0
1977		4	40	10.0	0	13		0	0	0	0
1979		18	168	9.3	0	21		0	0	0	0
Totals		24	231	9.6	0	21		0	0	0	0

⇒ **LEAKS, FRANKIE • WR • 5-11, 160 • MEMPHIS, TENNESSEE**

Yr.	G	Rec	Yds	Ypr	TD	Lng	Ypg	Att	Yds	TD	Lng
1982		25	427	17.1	2	46		0	0	0	0
Totals		25	427	17.1	2	46		0	0	0	0

⇒ **LEATH, BOBBY • DL • 6-3, 310 • LAKEWALES, FLORIDA**

Yr.	G	Tkls	Ast	Sks	TFL-Yd	Int	TD	FF	FR
2015	10	1	1	0	0-0	0	0	0	0
Totals	10	1	1	0	0-0	0	0	0	0

⇒ **LEE, ANDRE • LB • 6-0, 234 • CHICAGO, ILLINOIS**

Yr.	G	Tkls	Ast	Sks	TFL-Yd	Int	TD	FF	FR
1995	8	2	2	0	0-0	0	0	0	0
1996	9	20	2	1	1-5	0	0	0	0
1997	9	17	13	1	1-7	0	0	0	0
Totals	26	39	17	2	2-12	0	0	0	0

⇒ **LEE-CAMPBELL, DARIUS • WR • 6-2, 214 • SPRING, TEXAS**

Yr.	G	Rec	Yds	Ypr	TD	Lng	Ypg	Att	Yds	TD	Lng
2015	2	1	8	8.0	0	8	4.0	0	0	0	0
Totals	2	1	8	8.0	0	8	4.0	0	0	0	0

⇒ **LEMKE, DEVIN • DL • 6-4, 237 • ALDEN, IOWA**

Yr.	G	Tkls	Ast	Sks	TFL-Yd	Int	TD	FF	FR
2013	7	7	3	0	.5-1	0	0	0	0
Totals	7	7	3	0	.5-1	0	0	0	0

⇒ **LEMPKE, GREG • QB • 6-1, 203 • LIVERMORE, IOWA**

Yr.	G	Att	Com	Int	Pct	Yds	TD	Lng	Rat	Ypg	Att	Yds	TD	Lng
1978		2	1	0	.500	4	0	4	66.8		5	23	0	28
Totals		2	1	0	.500	4	0	4	66.8		5	23	0	28

⇒ **LENDINO, ROBERT • LB • 6-4, 226 • FOUNTAIN VALLEY, CALIFORNIA**

Yr.	G	Tkls	Ast	Sks	TFL-Yd	Int	TD	FF	FR
1988	11	42	29	0	2-6	0	0	1	0
Totals	11	42	29	0	2-6	0	0	1	0

⇒ **LENTH, DOUG • PK • 6-3, 180 • POSTVILLE, IOWA**

Yr.	G	PAT	Att	Pct	FG	FGA	Pct	Lng	TP
1973		1	1	1.000	0	0	0	0	1
1975		8	8	1.000	4	9	.444		20
Totals		9	9	1.000	4	9	.444		21

⇒ **LENZ, JOSH • WR • 6-0, 200 • DUBUQUE, IOWA**

Yr.	G	Rec	Yds	Ypr	TD	Lng	Ypg	Att	Yds	TD	Lng
2009	13	20	186	9.3	0	22	14.3	1	8	0	8
2010	13	14	170	12.1	2	31	14.2	2	8	0	13
2011	12	39	510	13.1	2	38	42.5	2	-8	0	1
2012	10	31	459	14.8	6	74	45.9	0	0	0	0
Totals	47	104	1325	12.7	10	74	28.2	5	8	0	13



ENCYCLOPEDIA

⇒ LEONARD, LES • DL • 6-3, 206 • GLENVIEW, ILLINOIS

Yr.	G	Tkls	Ast	Sks	TFL-Yd	Int	TD	FF	FR
1974		3	3			0	0	0	0
Totals		3	3			0	0	0	0

⇒ LESS, JOHN • LB • 6-3, 229 • VAN HORNE, IOWA

Yr.	G	Tkls	Ast	Sks	TFL-Yd	Int	TD	FF	FR
1978		103	38		3-16	0	1	0	2
1979		39	18		2-5	1	1	2	0
1980		11	2		0-0	0	0	0	0
Totals		153	58		5-21	1	2	2	2

⇒ LESTER, STEVE • WR • 6-0, 195 • CHICAGO, ILLINOIS

Yr.	G	Rec	Yds	Ypr	TD	Lng	Ypg	Att	Yds	TD	Lng
1989	8	46	612	13.3	3	71	76.5	1	12	0	12
Totals	8	46	612	13.3	3	71	76.5	1	12	0	12

⇒ LEVINGSTON, CURTIS • WR • 5-8, 138 • KANSAS CITY, MISSOURI

Yr.	G	Rec	Yds	Ypr	TD	Lng	Ypg	Att	Yds	TD	Lng
1983		8	148	18.5	1	40		0	0	0	0
Totals		8	148	18.5	1	40		0	0	0	0

⇒ LEWIS, BRAXTON • DB • 5-11, 185 • OVERLAND PARK, KANSAS

Yr.	G	Tkls	Ast	Sks	TFL-Yd	Int	TD	FF	FR
2016	12	17	7	0	1-3	0	0	0	0
Totals	12	17	7	0	1-3	0	0	0	0

⇒ LEWIS, CAL • DB • 6-1, 185 • DES PLAINES, ILLINOIS

Yr.	G	Tkls	Ast	Sks	TFL-Yd	Int	TD	FF	FR
1965		65	33			2	0		2
1966		59	30			2	0		0
1967		19	7			0	0		0
Totals		143	70			4	0		0

⇒ LEWIS, HENRY • DL • 6-3, 260 • CLEWISTON, FLORIDA

Yr.	G	Tkls	Ast	Sks	TFL-Yd	Int	TD	FF	FR
1971		31	16			0	0		0
Totals		31	16			0	0		0

⇒ LILLIBRIDGE, MARC • LB • 6-1, 223 • MARION, IOWA

Yr.	G	Tkls	Ast	Sks	TFL-Yd	Int	TD	FF	FR
1992	9	15	8	0	0-0	0	0	1	0
1993	11	53	29	0	2-5	0	0	0	1
1994	11	88	45	2	10-32	0	0	1	0
Totals	31	156	82	2	12-37	0	0	2	1

⇒ LIMERICK, DICK • PK • 6-1, 205 • SIOUX CITY, IOWA

Yr.	G	PAT	Att	Pct	FG	FGA	Pct	Lng	TP
1963		14	15	.933	5	11	.455		59
Totals		14	15	.933	5	11	.455		59

⇒ LIMERICK, DICK • WR • 6-1, 205 • SIOUX CITY, IOWA

Yr.	G	Rec	Yds	Ypr	TD	Lng	Ypg	Att	Yds	TD	Lng
1961		21	402	19.1	4			9	56	0	
1962		17	296	17.4	4			28	108	0	
1963		24	339	14.1	4			32	104	1	
Totals		62	1037	16.7	12			69	268	1	

⇒ LINCAVAGE, MIKE • DB • 6-1, 202 • CHATSWORTH, CALIFORNIA

Yr.	G	Tkls	Ast	Sks	TFL-Yd	Int	TD	FF	FR
1993	11	10	3	0	0-0	0	0	0	0
1994	11	52	27	0	1-2	0	0	0	0
1995	11	109	47	0	0-0	2	0	0	3
1996	11	110	34	0	1-2	3	0	1	0
Totals	44	281	111	0	2-4	5	0	1	3



⇒ **LINDER, NICK • DB • 5-10, 187 • IOWA CITY, IOWA**

Yr.	G	Tkls	Ast	Sks	TFL-Yd	Int	TD	FF	FR
2001	9	3	1	0	0-0	1	0	0	0
2002	10	7	1	0	1-1	1	0	0	0
2003	11	3	0	0	0-0	0	0	0	0
Totals	30	13	2	0	1-1	2	0	0	0

⇒ **LINGREN, JEFF • DL • 6-0, 217 • SCHLESWIG, IOWA**

Yr.	G	Tkls	Ast	Sks	TFL-Yd	Int	TD	FF	FR
1978		10	5		0-0	0	0	0	0
Totals		10	5		0-0	0	0	0	0

⇒ **LINN, HERB • DL • 6-4, 236 • VALENCIA, PENNSYLVANIA**

Yr.	G	Tkls	Ast	Sks	TFL-Yd	Int	TD	FF	FR
1975		4	2			0	0	0	0
Totals		4	2			0	0	0	0

⇒ **LINWOOD, CEDRIC • DB • 5-10, 194 • HOUSTON, TEXAS**

Yr.	G	Tkls	Ast	Sks	TFL-Yd	Int	TD	FF	FR
1991	6	5	1	0	0-0	0	0	0	0
1992	4	5	4	0	0-0	0	0	0	0
1993	11	105	58	.5	.5-9	1	0	0	0
1994	11	69	23	2	2-12	1	0	0	0
Totals	32	184	86	2.5	2.5-21	2	0	0	0

⇒ **LITER, GREG • DL • 6-6, 266 • MOSINEE, WISCONSIN**

Yr.	G	Tkls	Ast	Sks	TFL-Yd	Int	TD	FF	FR
1983	10	24	12	0	1-1	0	0	0	0
1984	11	27	12	1	6-21	0	0	0	0
1985	11	69	31	1	5-9	0	0	0	0
1986	11	82	33	5	16-70	0	0	1	0
Totals	43	202	88	7	28-101	0	0	1	0

⇒ **LITTLE, STEVE • DL • 6-3, 264 • PEORIA, ILLINOIS**

Yr.	G	Tkls	Ast	Sks	TFL-Yd	Int	TD	FF	FR
1980		5	3		1-7	0	0	0	0
1981		19	11		0-0	0	0	0	1
1982		13	5	3	5-20	0	0	0	0
1983	11	69	34	4	7-48	0	0	0	0
1984	11	64	25	3	8-23	0	0	1	1
Totals		170	78	10	21-98	0	0	1	2

⇒ **LOHRENZ, BOB • RB • 5-10, 195 • BROWNTON, MINNESOTA**

Yr.	G	Att	Yds	Ypc	TD	Lng	Ypg	Rec	Yds	TD	Lng
1956		21	77	3.7	0			0	0	0	
Totals		21	77	3.7	0			0	0	0	

⇒ **LONGSHORE, DARREN • DB • 6-1, 182 • MASSILLON, OHIO**

Yr.	G	Tkls	Ast	Sks	TFL-Yd	Int	TD	FF	FR
1980		3	0		0-0	0	0	0	0
1981		48	16		0-0	2	0	0	1
1982		13	4	0	1-3	2	0	0	0
Totals		64	20	0	1-3	4	0	0	1

⇒ **LORENZ, TOM • TE • 6-3, 213 • REINBECK, IOWA**

Yr.	G	Rec	Yds	Ypr	TD	Lng	Ypg	Att	Yds	TD	Lng
1968		2	13	6.5	0			0	0	0	
1969		2	25	12.5	0			0	0	0	
1970		32	443	13.8	3			0	0	0	
Totals		36	481	13.4	3			0	0	0	

⇒ **LORENZEN, DONN • P • 6-2, 190 • REINBECK, IOWA**

Yr.	G	P	Yds	Avg	Lng
1954		3	106	35.3	
Totals		3	106	35.3	



ENCYCLOPEDIA

⇒ LORENZEN, DONN • RB • 6-2, 200 • REINBECK, IOWA

Yr.	G	Att	Yds	Ypc	TD	Lng	Ypg	Rec	Yds	TD	Lng
1953		6	24	4.0	1			0	0	0	
1954		34	162	4.8	3			7	42	1	
1955		32	179	5.6	1			0	0	0	
Totals		72	365	5.1	5			7	42	1	

⇒ LORENZEN, JERRY • RB • 6-2, 206 • REINBECK, IOWA

Yr.	G	Att	Yds	Ypc	TD	Lng	Ypg	Rec	Yds	TD	Lng
1979		0	0	0.0	0	0		6	95	0	27
1980		6	-6	-1.0	0	4		15	203	0	34
1981	11	54	298	5.5	0	27	27.1	13	103	0	26
1982	10	30	82	2.7	0	8	8.2	6	39	0	11
Totals		90	374	4.2	0	27		40	440	0	34

⇒ LOVE JR., CRIS • QB • 6-5, 225 • ROUND ROCK, TEXAS

Yr.	G	Att	Com	Int	Pct	Yds	TD	Lng	Rat	Ypg	Att	Yds	TD	Lng
2002	4	10	5	0	.500	62	1	16	135.1	15.5	3	6	0	6
2003	7	65	28	2	.431	424	3	80	106.9	60.6	10	-31	0	9
2004	2	1	0	0	0	0	0	0	0.0	0	0	0	0	0
Totals	13	76	33	2	.434	486	4	80	109.2	37.4	13	-25	0	9

⇒ LOY, CLINT • LB • 6-2, 210 • KANSAS CITY, MISSOURI

Yr.	G	Tkls	Ast	Sks	TFL-Yd	Int	TD	FF	FR
1979		16	8		2-13	0	0	3	0
Totals		16	8		2-13	0	0	3	0

⇒ LOYD, JEREMY • LB • 6-2, 230 • PITTSBURGH, TEXAS

Yr.	G	Tkls	Ast	Sks	TFL-Yd	Int	TD	FF	FR
2001	11	68	31	2	6.5-35	2	0	0	0
2002	14	103	38	5.5	13-29	1	0	2	1
Totals	25	171	69	7.5	19.5-64	3	0	2	1

⇒ LUEBBERS, JIM • DL • 6-5, 246 • SHELL ROCK, IOWA

Yr.	G	Tkls	Ast	Sks	TFL-Yd	Int	TD	FF	FR
1982		12	5	0	0-0	0	0	1	0
1983	11	38	21	1	4-13	0	0	1	0
1984	11	86	61	5	14-60	0	0	3	2
1985	10	62	24	2	12-33	0	0	1	3
Totals	32	198	111	8	30-106	0	0	6	5

⇒ LUEDERS, WAYNE • DL • 6-1, 220 • LESUEUR, MINNESOTA

Yr.	G	Tkls	Ast	Sks	TFL-Yd	Int	TD	FF	FR
1965		82	52			0	0	1	
Totals		82	52			0	0	1	

⇒ LUNA, GABE • DE • 6-2, 250 • GARDEN CITY, KANSAS

Yr.	G	Tkls	Ast	Sks	TFL-Yd	Int	TD	FF	FR
2015	2	2	0	0	0-0	0	0	0	0
2016	11	18	7	0	2.0-7	0	0	0	0
Totals	13	20	7	0	2.0-7	0	0	0	0

⇒ LUTZ, GARY • P • 5-8, 151 • OSCEOLA, IOWA

Yr.	G	P	Yds	Avg	Lng
1953		14	455	32.5	
1954		4	112	28.0	
1955		3	68	22.7	
Totals		21	635	30.2	

⇒ LUTZ, GARY • RB • 5-8, 151 • OSCEOLA, IOWA

Yr.	G	Att	Yds	Ypc	TD	Lng	Ypg	Rec	Yds	TD	Lng
1953		78	321	4.1	2			15	249	3	
1954		35	157	4.5	1			2	26	1	
1955		22	62	2.8	0			2	33	0	
Totals		135	540	4.0	3			19	308	4	



⇒ **LYLE, CHRISTOPHER - DL - 6-3, 249 - WALDORF, MARYLAND**

Yr.	G	Tkls	Ast	Sks	TFL-Yd	Int	TD	FF	FR
2007	12	9	4	0	1-2	0	0	0	0
2008	12	38	14	5	7.5-37	0	0	2	1
2009	13	69	28	5	13-46	0	0	1	2
Totals	37	116	46	10	21.5-85	0	0	3	3

⇒ **LYLES, WAYNE - DB - 6-0, 185 - BUFFALO, NEW YORK**

Yr.	G	Tkls	Ast	Sks	TFL-Yd	Int	TD	FF	FR
1974		8	5			0	0	0	1
Totals		8	5			0	0	0	1

⇒ **LYNN, KENNETH - DB - 5-10, 173 - DALLAS, TEXAS**

Yr.	G	Tkls	Ast	Sks	TFL-Yd	Int	TD	FF	FR
2012	9	2	0	0	0-0	0	0	0	1
2013	7	8	0	0	0-0	0	0	0	0
2014	12	30	4	0	3.5-10	0	0	0	0
2015	6	6	2	0	0-0	0	0	0	0
Totals	34	46	6	0	3.5-10	0	0	0	1

⇒ **MACHADO, JOHN - DL - 6-3, 245 - MIAMI, FLORIDA**

Yr.	G	Tkls	Ast	Sks	TFL-Yd	Int	TD	FF	FR
2005	6	3	0	0	0-0	0	0	0	0
2006	12	4	0	0	0-0	0	0	0	1
Totals	18	7	0	0	0-0	0	0	0	1

⇒ **MACK, VICTOR - RB - 5-11, 182 - MANSFIELD, OHIO**

Yr.	G	Att	Yds	Ypc	TD	Lng	Ypg	Rec	Yds	TD	Lng
1978		70	297	4.2	3	16		3	22	0	10
1979		35	120	3.4	1	14		2	4	0	5
1980		4	12	3.0	0	4		0	0	0	0
Totals		109	429	3.9	4	16		5	26	0	10

⇒ **MAGGITT, ROOSEVELT - DL - 6-3, 244 - RIVIERA, FLORIDA**

Yr.	G	Tkls	Ast	Sks	TFL-Yd	Int	TD	FF	FR
2009	12	14	1	0	1-2	0	0	1	0
2010	12	30	11	0	2-2	0	0	2	1
2011	1	0	0	0	0-0	0	0	0	0
2012	13	33	15	2.5	7.5-34	0	0	0	1
Totals	38	77	27	2.5	10.5-38	0	0	3	2

⇒ **MAHONEY, CRAIG - TE - 6-3, 228 - MASON CITY, IOWA**

Yr.	G	Rec	Yds	Ypr	TD	Lng	Ypg	Att	Yds	TD	Lng
1987	9	1	6	6.0	0	6	.7	0	0	0	0
1988	10	1	12	12.0	0	12	1.2	0	0	0	0
1989	4	3	52	17.3	0	25	13.0	0	0	0	0
1990	9	14	179	12.8	0	42	19.9	0	0	0	0
Totals	32	19	249	13.1	0	42	7.8	0	0	0	0

⇒ **MAHONEY, GRANT - PK - 6-0, 185 - MARION, IOWA**

Yr.	G	PAT	Att	Pct	FG	FGA	Pct	Lng	TP
2008	12	33	33	1.000	17	25	.680	48	84
2009	13	26	30	.867	13	20	.650	52	65
2010	12	32	33	.970	8	17	.471	57	56
2011	13	2	4	.500	1	4	.250	54	5
Totals	50	93	100	.930	39	66	.591	57	210

⇒ **MANN, RICH - QB - 5-10, 170 - SPENCER, IOWA**

Yr.	G	Att	Com	Int	Pct	Yds	TD	Lng	Rat	Ypg	Att	Yds	TD	Lng
1951		212	104	17	.491	1296	15		107.7		31	-28	3	
1952		72	36	9	.500	389	3		84.1		19	-55	0	
Totals		284	140	26	.493	1685	18		101.7		50	-83	3	



ENCYCLOPEDIA

⇒MANNING, AARON • DB • 5-11, 174 • JERSEY CITY, NEW JERSEY

Yr.	G	Tkls	Ast	Sks	TFL-Yd	Int	TD	FF	FR
1985	11	32	8	0	0-0	0	0	1	2
1986	11	48	9	0	2-7	0	0	0	0
Totals	22	80	17	0	2-7	0	0	1	2

⇒MANSFIELD, TAYLOR • DL • 6-1, 263 • DECORAH, IOWA

Yr.	G	Tkls	Ast	Sks	TFL-Yd	Int	TD	FF	FR
2007	1	1	0	0	0-0	0	0	0	0
2008	11	0	0	0	0-0	0	0	0	0
2009	13	1	0	0	0-0	0	0	0	0
2010	10	9	8	0	0-0	0	0	0	0
Totals	35	11	8	0	0-0	0	0	0	0

⇒MARCELLUS, DUANE • RB • 6-0, 185 • HUMBOLDT, IOWA

Yr.	G	Att	Yds	Ypc	TD	Lng	Ypg	Rec	Yds	TD	Lng
1959		10	78	7.8	0			0	0	0	0
1960		0	0	0	0			1	17	0	17
1961		0	0	0	0			1	32	0	32
Totals		10	78	7.8	0			2	49	0	32

⇒MARQUARDT, LARRY • RB • 6-5, 223 • ARLINGTON, MINNESOTA

Yr.	G	Att	Yds	Ypc	TD	Lng	Ypg	Rec	Yds	TD	Lng
1971		44	232	5.3	2			2	-2	0	1
1972		21	59	2.8	1			1	4	0	0
1973		2	5	2.5	1			0	0	0	0
Totals		67	296	4.4	4			3	2	0	1

⇒MARSAU, BILL • DL • 6-5, 283 • HUDSON, IOWA

Yr.	G	Tkls	Ast	Sks	TFL-Yd	Int	TD	FF	FR
1996	11	25	19	0	0-0	0	0	0	0
Totals	11	25	19	0	0-0	0	0	0	0

⇒MARSHALL, JERRY • P • 6-2, 192 • SIBLEY, IOWA

Yr.	G	P	Yds	Avg	Lng
1953	4	123	30.8		
Totals	4	123	30.8		

⇒MARSHALL, JERRY • WR • 6-4, 205 • SIBLEY, IOWA

Yr.	G	Rec	Yds	Ypr	TD	Lng	Ypg	Att	Yds	TD	Lng
1953		1	9	9.0	0			0	0	0	0
1954		5	92	18.4	0			0	0	0	0
Totals		6	101	16.8	0			0	0	0	0

⇒MARSHALL, LEO • WR • 6-1, 178 • NIAGARA FALLS, NEW YORK

Yr.	G	Rec	Yds	Ypr	TD	Lng	Ypg	Att	Yds	TD	Lng
1958		1	14	14.0	0			0	0	0	0
1959		2	22	11.0	0			0	0	0	0
Totals		3	36	12.0	0			0	0	0	0

⇒MARTIN, CHARLES • QB • 6-5, 200 • DUMAS, TEXAS

Yr.	G	Att	Com	Int	Pct	Yds	TD	Lng	Rat	Ypg	Att	Yds	TD	Lng
1956		21	6	2	.286	105	0		51.5		32	5	0	
Totals		21	6	2	.286	105	0		51.5		32	5	0	

⇒MARTIN, ERIC • LB • 5-11, 210 • CEDAR RAPIDS, IOWA

Yr.	G	Tkls	Ast	Sks	TFL-Yd	Int	TD	FF	FR
1994	9	20	12	0	0-0	0	0	0	0
Totals	9	20	12	0	0-0	0	0	0	0

⇒MARTINSON, BOB • DL • 6-0, 200 • BEMIDJI, MINNESOTA

Yr.	G	Tkls	Ast	Sks	TFL-Yd	Int	TD	FF	FR
1970		5	3			0	0		0
1971		14	5			0	0		0
1972		3	2			0	0		0
Totals		22	10			0	0		0



⇒MASON, TOM • QB • 5-11, 175 • ENDWELL, NEW YORK

Yr.	G	Att	Com	Int	Pct	Yds	TD	Lng	Rat	Ypg	Att	Yds	TD	Lng
1974		44	16	2	.364	220	0	40	69.3		56	173	1	18
1975		128	42	13	.328	725	4	56	70.3		50	15	1	16
Totals		172	58	15	.337	945	4	56	70.1		106	188	2	18

⇒MASON, TOM • WR • 5-11, 175 • ENDWELL, NEW YORK

Yr.	G	Rec	Yds	Ypr	TD	Lng	Ypg	Att	Yds	TD	Lng
1974		4	96	24.0	1	38		56	173	1	18
Totals		4	96	24.0	1	38		56	173	1	18

⇒MATEY, BOB • DL • 6-0, 226 • YOUNGSTOWN, OHIO

Yr.	G	Tkls	Ast	Sks	TFL-Yd	Int	TD	FF	FR
1969		25	12			0	0	0	
1970		44	30			0	0	1	
1971		103	55			0	0	0	
Totals		172	97			0	0	1	

⇒MAURER, GEORGE • WR • 6-1, 196 • COLUMBUS, OHIO

Yr.	G	Rec	Yds	Ypr	TD	Lng	Ypg	Att	Yds	TD	Lng
1964		3	39	13.0	0			0	0	0	
1965		19	221	11.6	1			0	0	0	
1966		30	320	10.7	0			0	0	0	
Totals		52	580	11.2	1			0	0	0	

⇒MAYBERRY, DAVE • LB • 6-1, 205 • MILWAUKEE, WISCONSIN

Yr.	G	Tkls	Ast	Sks	TFL-Yd	Int	TD	FF	FR
1965		28	19			0	0	0	
1966		96	54			2	0	1	
1967		81	45			0	0	1	
Totals		205	118			2	0	2	

⇒MAYZE, ANTHONY • DB • 6-3, 206 • WICHITA FALLS, TEXAS

Yr.	G	Tkls	Ast	Sks	TFL-Yd	Int	TD	FF	FR
1984	11	119	63	1	5-39	1	0	2	3
1985	11	60	30	0	1-3	0	0	0	0
Totals	22	179	93	1	6-42	1	0	2	3

⇒MCCUE, BILLY • DB • 5-10, 190 • AURORA, ILLINOIS

Yr.	G	Tkls	Ast	Sks	TFL-Yd	Int	TD	FF	FR
1982		12	4	0	0-0	0	0	0	0
1983	8	38	17	0	0-0	1	0	0	0
1984	11	19	13	0	0-0	0	0	0	2
Totals	69	34	0	0-0	1	0	0	0	2

⇒MCCURRY, DAVE • DB • 6-2, 192 • GRINNELL, IOWA

Yr.	G	Tkls	Ast	Sks	TFL-Yd	Int	TD	FF	FR
1970		5	2			0	0	1	
1971		27	14			3	0	2	
1972		48	25			4	0	1	
Totals		80	41			7	0	4	

⇒MCCURRY, DAVE • WR • 6-2, 192 • GRINNELL, IOWA

Yr.	G	Rec	Yds	Ypr	TD	Lng	Ypg	Att	Yds	TD	Lng
1970		18	268	14.9	3			1	-11	0	
1971		7	142	20.3	0	39		2	-3	0	
Totals		25	410	16.4	3	39		3	-14	0	

⇒MCDONALD, DENNIS • RB • 6-1, 202 • BURLINGTON, IOWA

Yr.	G	Att	Yds	Ypc	TD	Lng	Ypg	Rec	Yds	TD	Lng
1969		75	201	2.7	0			0	0	0	0
1970		60	239	4.0	0			2	-1	0	0
1971		126	552	4.4	2			8	66	0	40
Total		261	992	3.8	2			10	65	0	40



ENCYCLOPEDIA

⇒ MCDONOUGH, JAKE • DL • 6-5, 280 • URBANDALE, IOWA

Yr.	G	Tkls	Ast	Sks	TFL-Yd	Int	TD	FF	FR
2009	1	1	0	0	0-0	0	0	0	0
2010	11	17	9	1	3-8	0	0	0	1
2011	13	34	14	2	4.5-12	0	0	1	0
2012	13	36	15	2	5.5-35	0	0	0	0
Totals	38	88	38	5	13-55	0	0	1	1

⇒ MCDONOUGH, SHAMUS • DL • 6-4, 276 • CORNING, IOWA

Yr.	G	Tkls	Ast	Sks	TFL-Yd	Int	TD	FF	FR
1979		53	25		5-15	0	0	0	0
1980		79	40		7-39	0	0	3	2
1981		97	42		3-14	1	0	1	1
1982		106	49	0	5-16	1	0	0	2
Totals		335	156	0	20-84	2	0	4	5

⇒ MCDOWELL, DEVIN • DB • 5-9, 180 • GARLAND, TEXAS

Yr.	G	Tkls	Ast	Sks	TFL-Yd	Int	TD	FF	FR
2007	12	16	3	0	0-0	1	1	0	0
2008	7	16	7	0	1-5	1	0	0	0
2009	1	0	0	0	0-0	0	0	0	0
Totals	20	32	10	0	1-5	2	1	0	0

⇒ MCFARLAND, RON • DL • 6-2, 245 • CINCINNATI, OHIO

Yr.	G	Tkls	Ast	Sks	TFL-Yd	Int	TD	FF	FR
1973		58	31			0	0	0	0
1974		19	8			0	0	0	0
1975		90	44			0	0	3	3
1976		7	1		4-31	0	0	0	1
1977		67	20		7-23	0	0	1	0
Totals		241	104		11-54	0	0	4	4

⇒ MCGLYNN, JIM • RB • 5-10, 198 • DES MOINES, IOWA

Yr.	G	Att	Yds	Ypc	TD	Lng	Ypg	Rec	Yds	TD	Lng
1948		4	27	6.8	0			1	-2	0	
1949		8	56	7.0	0			0	0	0	
1950		24	52	2.2	3			5	59	0	
Totals		36	135	3.8	3			6	57	0	

⇒ MCGONEGLE, JOHN • WR • 6-1, 200 • CINCINNATI, OHIO

Yr.	G	Rec	Yds	Ypr	TD	Lng	Ypg	Att	Yds	TD	Lng
1962		5	92	18.4	0			0	0	0	
Totals		5	92	18.4	0			0	0	0	

⇒ MCKENZIE, TYRONE • LB • 6-2, 230 • TAMPA, FLORIDA

Yr.	G	Tkls	Ast	Sks	TFL-Yd	Int	TD	FF	FR
2006	12	129	71	2	9.5-32	1	0	4	0
Totals	12	129	71	2	9.5-32	1	0	4	0

⇒ MCKILLOP, JOHN • LB • 6-2, 220 • PLEASANTVILLE, NEW JERSEY

Yr.	G	Tkls	Ast	Sks	TFL-Yd	Int	TD	FF	FR
1971		19	12			0	0	0	0
1972		89	50			0	0	1	
1973		11	6			0	0	0	0
Totals		119	68			0	0	0	1

⇒ MCKNIGHT, MIKE • PK • 6-2, 209 • FORT DODGE, IOWA

Yr.	G	PAT	Att	Pct	FG	FGA	Pct	Lng	TP
1999	11	26	30	.867	7	13	.538	43	47
2000	11	16	19	.842	7	13	.538	40	37
Totals	22	42	49	.857	14	26	.538	43	84

⇒ MCMILLEN III, BOBBY • LB • 6-1, 230 • NAPERVILLE, ILLINOIS

Yr.	G	Tkls	Ast	Sks	TFL-Yd	Int	TD	FF	FR
2016	5	6	2	0	0-0	0	0	0	0
Totals	5	6	2	0	0-0	0	0	0	0



⇒**MCMILLION, JAMES • RB • 5-10, 187 • BELLEVUE, NEBRASKA**

Yr.	G	Att	Yds	Ypc	TD	Lng	Ypg	Rec	Yds	TD	Lng
1991	0	0	0	0	0	0	0	0	0	0	0
1992	9	35	215	6.1	2	62	23.9	7	102	0	41
1993	11	39	174	4.5	1	28	15.8	9	28	1	13
Totals	20	74	389	5.3	3	62	19.5	16	130	1	41

⇒**MCPHERSON, BOB • RB • 5-11, 190 • LONGVIEW, TEXAS**

Yr.	G	Att	Yds	Ypc	TD	Lng	Ypg	Rec	Yds	TD	Lng
1967	29	70	2.4	0				2	-3	0	
Totals	29	70	2.4	0				2	-3	0	

⇒**MEDDERS, BRETT • WR • 6-3, 200 • WESTLAKE VILLAGE, CALIFORNIA**

Yr.	G	Rec	Yds	Ypr	TD	Lng	Ypg	Att	Yds	TD	Lng
2014	3	3	27	9.0	0	14	0	0	0	0	0
Totals	3	3	27	9.0	0	14	0	0	0	0	0

⇒**MEEKS, ALTON • LB • 6-3, 244 • ORLANDO, FLORIDA**

Yr.	G	Tkls	Ast	Sks	TFL-Yd	Int	TD	FF	FR
2014	11	12	7	0	0	0	0	1	0
Totals	11	12	7	0	0	0	0	1	0

MEIS, JOHN • DL • 6-3, 225 • LEMARS, IOWA

Yr.	G	Tkls	Ast	Sks	TFL-Yd	Int	TD	FF	FR
1977		6	6		0-0	0	0	0	0
1978		31	14		3-10	0	0	0	1
Totals		37	20		3-10	0	0	0	1

⇒**MELING, MELVIN • RB • 5-7, 160 • ROCHELLE, ILLINOIS**

Yr.	G	Att	Yds	Ypc	TD	Lng	Ypg	Rec	Yds	TD	Lng
1949	14	82	5.9	1				1	12	0	
1950	59	306	5.2	1				12	101	1	
1951	28	142	5.1	1				4	23	1	
Totals	101	530	5.2	3				17	136	2	

⇒**MESSIAH, EUSEPH • WR • 5-10, 170 • BETTENDORF, IOWA**

Yr.	G	Rec	Yds	Ypr	TD	Lng	Ypg	Att	Yds	TD	Lng
2005	1	0	0	0	0	0	0	0	0	0	0
2006	4	3	28	9.3	0	10	7.0	0	0	0	0
2007	10	2	2	1.0	0	3	0.2	1	1	0	1
2008	12	1	7	7.0	0	7	0.6	0	0	0	0
Totals	27	6	37	6.2	0	10	1.4	1	1	0	1

⇒**MEYER, BRET • QB • 6-3, 211 • ATLANTIC, IOWA**

Yr.	G	Att	Com	Int	Pct	Yds	TD	Lng	Rat	Ypg	Att	Yds	TD	Lng
2004	12	290	149	6	.514	1926	10	77	114.4	160.5	144	331	2	23
2005	12	368	227	10	.617	2876	19	63	138.9	239.7	133	123	1	39
2006	12	374	211	12	.564	2546	12	44	117.8	212.2	137	177	6	18
2007	12	382	233	13	.610	2151	9	55	109.3	179.2	95	292	3	19
Totals	48	1414	820	41	.580	9499	50	77	120.3	197.9	509	923	12	39

⇒**MEYERS, MITCHELL • DL • 6-4, 255 • THE WOODLANDS, TEXAS**

Yr.	G	Tkls	Ast	Sks	TFL-Yd	Int	TD	FF	FR	
2013	12	14	5	0	1.5-7	0	0	0	0	
2014	12	30	14	0	2-6	0	0	0	0	
2015	Did Not Play									
2016	12	28	11	0	4.5-9	0	0	0	0	
Totals	36	72	30	0	8.0-22	0	0	0	0	

⇒**MHOON, IVORY • WR • 5-7, 172 • DAVENPORT, IOWA**

Yr.	G	Rec	Yds	Ypr	TD	Lng	Ypg	Att	Yds	TD	Lng
1994	11	7	92	13.1	0	19	8.4	0	0	0	0
Totals	11	7	92	13.1	0	19	8.4	0	0	0	0



ENCYCLOPEDIA

⇒MILLER, JEVOHN • LB • 6-1, 241 • BROOKLYN, IOWA

Yr.	G	Tkls	Ast	Sks	TFL-Yd	Int	TD	FF	FR
2011	12	2	1	0	0-0	0	0	0	0
2012	13	22	11	0	0-0	0	0	0	0
2013	12	44	13	0	2.5-4	0	0	0	0
2014	8	68	32	1	3.5-10	0	1	0	1
Totals	45	136	57	1	6.0-14	0	1	0	1

⇒MILLER, RICH • P • 5-11, 206 • URBANDALE, IOWA

Yr.	G	P	Yds	Avg	Lng
1978		66	2619	39.5	68
1979		72	2548	35.4	73
1980		64	2398	37.5	64
1981		59	2224	37.7	68
Totals	261	9789	37.5	73	

⇒MILLER, TODD • WR • 5-8, 175 • MOUNT PLEASANT, IOWA

Yr.	G	Rec	Yds	Ypr	TD	Lng	Ypg	Att	Yds	TD	Lng
2002	14	2	25	12.5	0	16	1.8	0	0	0	0
2003	12	1	6	6.0	0	6	0.5	0	0	0	0
2004	12	31	341	11.0	1	27	28.4	0	0	0	0
Totals	38	34	372	10.9	1	27	9.8	0	0	0	0

⇒MILLER, TODD • DL • 6-4, 258 • LAKE CITY, IOWA

Yr.	G	Tkls	Ast	Sks	TFL-Yd	Int	TD	FF	FR
1989	2	3	1	0	0-0	0	0	0	0
1990	10	11	3	1	1-10	0	0	0	1
1992	11	45	20	0	3-5	0	0	0	0
1993	10	18	6	0	3-8	0	0	1	3
Totals	33	77	30	1	7-23	0	0	1	4

⇒MILLS, BRIAN • LB • 5-10, 230 • CLERMONT, FLORIDA

Yr.	G	Tkls	Ast	Sks	TFL-Yd	Int	TD	FF	FR
2014	12	26	6	0	0	0	0	0	0
2015	9	41	13	0	3-5	0	0	1	0
2016	12	45	20	2.0	5.5-19	0	0	1	1
Totals	33	112	39	2.0	8.5-24	0	0	2	1

⇒MILNER, DAN • LB • 6-1, 232 • CASHMERE, WASHINGTON

Yr.	G	Tkls	Ast	Sks	TFL-Yd	Int	TD	FF	FR
1990	11	110	47	0	2-17	0	0	0	0
1991	11	120	48	0	5-10	0	0	1.5	1
1992	11	97	40	0	3-3	0	0	3	1
Totals	33	327	135	0	10-30	0	0	4.5	2

⇒MINOR, ROBBIE • WR • 6-0, 192 • HAZLEWOOD, MISSOURI

Yr.	G	Rec	Yds	Ypr	TD	Lng	Ypg	Att	Yds	TD	Lng
1983		20	322	16.2	1	41		0	0	0	0
1984	11	17	197	11.6	1	21	17.9	0	0	0	0
1986	11	35	592	16.9	4	54	53.8	0	0	0	0
Totals	72	1111	15.4	6	54		0	0	0	0	0

⇒MITCHELL, JACK • DL • 6-4, 250 • TORRANCE, CALIFORNIA

Yr.	G	Tkls	Ast	Sks	TFL-Yd	Int	TD	FF	FR
1996	7	9	4	0	1-2	0	0	1	0
1997	4	8	4	0	1-3	0	0	0	1
Totals	11	17	8	0	2-5	0	0	1	1

⇒MITCHELL, LES • WR • 6-1, 185 • CLEVELAND, OHIO

Yr.	G	Rec	Yds	Ypr	TD	Lng	Ypg	Att	Yds	TD	Lng
1970		1	45	45.0	1	45		0	0	0	0
1971		1	8	8.0	0	8		0	0	0	0
Totals	2	53	26.5	1	45		0	0	0	0	0



⇒**MOLIS, BILL • RB • 5-11, 168 • MUSCATINE, IOWA**

Yr.	G	Att	Yds	Ypc	TD	Lng	Ypg	Rec	Yds	TD	Lng
1953		4	18	4.5	0			0	0	0	
Totals		4	18	4.5	0			0	0	0	

⇒**MONTGOMERY, DAVID • RB • 5-11, 222 • CINCINNATI, OHIO**

Yr.	G	Att	Yds	Ypc	TD	Lng	Ypg	Rec	Yds	TD	Lng
2016	12	109	563	5.2	2	46	46.9	13	129	0	28
Totals	12	109	563	5.2	2	46	46.9	13	129	0	28

⇒**MONTGOMERY, D'VARIO • WR • 6-6, 213 • WINTER PARK, FLORIDA**

Yr.	G	Rec	Yds	Ypr	TD	Lng	Ypg	Att	Yds	TD	Lng
2014	12	44	605	13.8	2	59	55.0	1	9	0	9
2015	11	27	335	12.4	3	59	30.5	0	0	0	0
Totals	23	71	940	13.2	5	59	40.9	1	9	0	9

⇒**MONTGOMERY, JAMAUL • WR • 6-0, 197 • LONG BEACH, CALIFORNIA**

Yr.	G	Rec	Yds	Ypr	TD	Lng	Ypg	Att	Yds	TD	Lng
2000	5	2	57	28.5	0	33	11.4	0	0	0	0
2001	11	19	195	10.3	0	30	17.7	7	28	0	12
2002	13	36	485	13.5	5	47	37.3	2	-3	0	2
2003	11	24	239	10.0	2	28	21.7	1	3	0	3
Totals	40	81	976	12.0	7	47	24.4	10	28	0	12

⇒**MONTRE, LARRY • WR • 6-4, 215 • DEARBORN, MICHIGAN**

Yr.	G	Rec	Yds	Ypr	TD	Lng	Ypg	Att	Yds	TD	Lng
1960		4	57	14.3	1			0	0	0	
1961		10	210	21.0	4			0	0	0	
1962		10	105	10.5	0			0	0	0	
Totals		24	372	15.5	5			0	0	0	

⇒**MOORE, BARRY • DL • 6-4, 255 • QUINCY, ILLINOIS**

Yr.	G	Tkls	Ast	Sks	TFL-Yd	Int	TD	FF	FR
1981		2	1		0-0	0	0	0	1
1982		4	2	0	0-0	0	0	0	0
1983	11	67	38	0	0-0	0	0	1	0
1984	11	62	25	4	9-42	0	0	1	2
Totals		135	66	4	9-42	0	0	2	3

⇒**MOORE, CHRIS • LB • 6-2, 215 • SALT LAKE CITY, UTAH**

Yr.	G	Tkls	Ast	Sks	TFL-Yd	Int	TD	FF	FR
1985	11	48	17	0	6-30	0	0	1	1
1986	11	145	56	1	7-31	0	0	4	1
1987	8	98	56	0	1-1	2	0	1	2
Totals	30	291	129	1	14-62	2	0	6	4

⇒**MOORE, MOSES • RB • 6-0, 200 • MIAMI, FLORIDA**

Yr.	G	Att	Yds	Ypc	TD	Lng	Ypg	Rec	Yds	TD	Lng
1971		36	185	5.1	0			2	11	0	11
1972		49	233	4.8	0			8	63	0	
1973		26	92	3.5	1			2	23	1	
Totals		111	510	4.6	1			12	97	1	11

⇒**MOORE, TROY • WR • 5-11, 181 • PULLMAN, WASHINGTON**

Yr.	G	Rec	Yds	Ypr	TD	Lng	Ypg	Att	Yds	TD	Lng
1988	10	1	9	9.0	0	9	0.9	0	0	0	0
1989	10	17	305	17.9	1	36	30.5	0	0	0	0
1990	11	15	254	16.9	0	33	23.1	0	0	0	0
Totals	31	33	568	17.2	1	36	18.3	0	0	0	0

⇒**MOOREHEAD, SHAWN • DL • 6-4, 250 • MASON CITY, IOWA**

Yr.	G	Tkls	Ast	Sks	TFL-Yd	Int	TD	FF	FR
2004	12	46	18	4.5	9-42	0	0	2	0
2005	12	34	12	5.5	9.5-45	0	0	0	0
2006	12	46	13	8.5	12-46	1	0	1	0
Totals	36	126	43	18.5	30.5-133	1	0	3	0



ENCYCLOPEDIA

⇒ MOORER, REGGIE • TE • 5-10, 183 • SOUTH BAY, FLORIDA

Yr.	G	Rec	Yds	Ypr	TD	Lng	Ypg	Att	Yds	TD	Lng
1999	2	3	76	25.3	1	48	38.0	0	0	0	0
Totals	2	3	76	25.3	1	48	38.0	0	0	0	0

⇒ MORGAN, C.J. • LB • 6-3, 212 • LAKE WALES, FLORIDA

Yr.	G	Tkls	Ast	Sks	TFL-Yd	Int	TD	FF	FR
2011	8	17	8	0	2-6	0	0	0	0
2012	12	12	7	0	1.5-3	0	0	0	0
Totals	20	29	15	0	3.5-9	0	0	0	0

⇒ MORRISSEY, CORY • DL • 6-4, 260 • AMES, IOWA

Yr.	G	Tkls	Ast	Sks	TFL-Yd	Int	TD	FF	FR
2012	9	7	4	0	2-10	0	0	1	0
2013	12	52	17	2	6.5-27	0	0	1	3
2014	12	51	22	6	8.5-27	0	0	1	0
Totals	33	110	43	8	17-64	0	0	3	3

⇒ MORSE, JIM • LB • 6-1, 224 • MINDEN, IOWA

Yr.	G	Tkls	Ast	Sks	TFL-Yd	Int	TD	FF	FR
1997	10	53	24	1	2-10	0	0	1	1
1998	10	9	5	0	0-0	0	0	0	0
1999	5	3	0	0	0-0	0	0	0	0
Totals	25	65	29	1	2-10	0	0	1	1

⇒ MORTON, ED • RB • 6-0, 190 • WESTFIELD, NEW JERSEY

Yr.	G	Att	Yds	Ypc	TD	Lng	Ypg	Rec	Yds	TD	Lng
1974		1	4	4.0	0	4		0	0	0	0
1975		3	22	7.3	0	20		0	0	0	0
Totalsv		4	26	6.5	0	20		0	0	0	0

⇒ MORTON, MATT • LB • 6-1, 209 • HENDERSON, TEXAS

Yr.	G	Tkls	Ast	Sks	TFL-Yd	Int	TD	FF	FR
2009	10	8	5	0	0-0	0	0	0	0
2010	11	19	14	0	1-3	0	0	1	0
2011	13	14	5	0	0-0	0	0	1	1
2012	13	15	7	0	0.5-0	0	0	0	1
Totals	47	56	31	0	1.5-3	0	0	2	2

⇒ MOSER, ANDREW • LB • 5-10, 228 • GUTTENBERG, IOWA

Yr.	G	Tkls	Ast	Sks	TFL-Yd	Int	TD	FF	FR
1999	7	10	7	0	0-0	0	0	0	0
2001	11	17	4	0	1-1	0	0	0	0
Totals	18	27	11	0	1-1	0	0	0	0

⇒ MOSER, NIK • DB • 6-0, 205 • FORT DODGE, IOWA

Yr.	G	Tkls	Ast	Sks	TFL-Yd	Int	TD	FF	FR
2002	13	2	1	0	0-0	0	0	0	1
2003	6	43	15	0	5-11	0	0	2	0
2004	12	85	25	0	5.5-26	3	1	1	0
2005	12	66	27	0	5-11	4	0	2	2
Totals	43	196	68	0	15.5-48	7	1	5	3

⇒ MOSES, JERRY • WR • 6-2, 189 • WATERLOO, IOWA

Yr.	G	Rec	Yds	Ypr	TD	Lng	Ypg	Att	Yds	TD	Lng
1972		7	74	10.6	0			32	209	0	
1973		0	0	0.0	0			16	37	0	
1974		2	13	6.5	0	12		2	5	0	3
Totals		9	87	9.7	0	12		50	251	0	3



⇒ **MOSES, J.J. - WR - 5-6, 170 - WATERLOO, IOWA**

Yr.	G	Rec	Yds	Ypr	TD	Lng	Ypg	Att	Yds	TD	Lng
1997	5	0	0	0	0	0	0	15	52	0	13
1998	11	13	155	11.9	0	62	14.1	23	80	0	20
1999	11	18	296	16.4	2	28	26.9	17	120	1	29
2000	11	53	775	14.6	4	78	70.5	16	153	2	58
Totals	38	84	1226	14.6	6	78	32.3	71	405	3	58

⇒ **MOSES, MILAN - WR - 6-1, 203 - WATERLOO, IOWA**

Yr.	G	Rec	Yds	Ypr	TD	Lng	Ypg	Att	Yds	TD	Lng
2004	11	14	155	11.1	0	42	14.1	1	-1	0	0
2005	8	4	41	10.2	0	18	5.1	0	0	0	0
2006	9	24	282	11.8	0	37	31.3	0	0	0	0
2007	10	11	67	6.1	0	19	6.7	0	0	0	0
Totals	38	53	545	10.3	0	42	14.3	1	-1	0	0

⇒ **MULDREW, WILLIE - DL - 6-2, 225 - CHICAGO, ILLINOIS**

Yr.	G	Tkls	Ast	Sks	TFL-Yd	Int	TD	FF	FR
1966		67	45			0	0	0	0
1967		107	58			0	0	0	0
Totals		174	103			0	0	0	0

⇒ **MULHALL, GREG - DB - 5-10, 178 - AMES, IOWA**

Yr.	G	Tkls	Ast	Sks	TFL-Yd	Int	TD	FF	FR
1970		4	2			0	0	0	0
1971		9	4			1	0	0	0
1972		7	4			2	1	0	0
Totals		20	10			3	1	0	0

⇒ **MULHALL, GREG - P - 5-10, 178 - AMES, IOWA**

Yr.	G	P	Yds	Avg	Lng
1970		5	161	32.2	
1971		6	203	33.8	43
1972		24	954	39.7	
Totals		35	1318	37.7	43

⇒ **MULLER, DICK - DL - 6-4, 238 - ALGONA, IOWA**

Yr.	G	Tkls	Ast	Sks	TFL-Yd	Int	TD	FF	FR
1969		11	5			0	0	0	0
Totals		11	5			0	0	0	0

⇒ **MUNGER, DAVE - RB - 5-10, 175 - GREENDALE, WISCONSIN**

Yr.	G	Att	Yds	Ypc	TD	Lng	Ypg	Rec	Yds	TD	Lng
1956		23	78	3.4	0			2	-3	0	
Totals		23	78	3.4	0			2	-3	0	

⇒ **MURDOCK, MARCHIE - WR - 6-1, 195 - ARLINGTON, TEXAS**

Yr.	G	Rec	Yds	Ypr	TD	Lng	Ypg	Att	Yds	TD	Lng
2016	10	2	29	14.5	0	15	2.9	0	0	0	0
Totals	10	2	29	14.5	0	15	2.9	0	0	0	0

⇒ **MUTCHERSON, T.J. - DB - 5-11, 201 - TAMPA, FLORIDA**

Yr.	G	Tkls	Ast	Sks	TFL-Yd	Int	TD	FF	FR
2013	8	2	0	0	0-0	0	0	0	0
2014	10	76	20	0	2-4	2	0	1	0
Totals	18	78	20	0	2-4	2	0	1	0

⇒ **MYERS, DOUG - P - 6-2, 185 - SAC CITY, IOWA**

Yr.	G	P	Yds	Avg	Lng
1982		32	1365	42.7	80
1983	6	25	876	35.0	51
Totals		57	2241	39.3	80



ENCYCLOPEDIA

⇒ NAPASTUK, SHELDON • DL • 6-5, 272 • NORTH BATTLEFORD, SASKATCHEWAN

Yr.	G	Tkls	Ast	Sks	TFL-Yd	Int	TD	FF	FR
1993	11	31	14	1	2-11	0	0	0	0
1994	11	43	28	1	2-10	0	0	0	1
1995	10	32	25	0	1-4	0	0	1	0
1996	5	7	4	0	1-1	0	0	0	0
Totals	37	113	71	2	6-26	0	0	1	1

⇒ NAVARRO, PHIL • LB • 6-2, 238 • COMPTON, CALIFORNIA

Yr.	G	Tkls	Ast	Sks	TFL-Yd	Int	TD	FF	FR
1989	10	98	50	0	0-0	0	0	1	0
Totals	10	98	50	0	0-0	0	0	1	0

⇒ NEAL, PATRICK • DL • 6-0, 250 • WEST DES MOINES, IOWA

Yr.	G	Tkls	Ast	Sks	TFL-Yd	Int	TD	FF	FR
2007	1	0	0	0	0-0	0	0	0	0
2008	7	1	0	0	0-0	0	0	0	0
2009	13	27	15	1	3-11	0	0	0	0
2010	12	29	13	1	2-14	0	0	0	0
2011	13	41	18	3	4.5-20	0	0	2	0
Totals	46	98	46	5	9.5-45	0	0	2	0

⇒ NEALY, DEVONDRICK • RB • 5-10, 189 • MONTICELLO, FLORIDA

Yr.	G	Att	Yds	Ypc	TD	Lng	Ypg	Rec	Yds	TD	Lng
2012	13	16	81	5.1	0	17	6.2	3	52	0	38
2013	11	41	158	3.9	2	22	14.4	7	60	1	27
2014	12	71	273	3.8	1	49	22.8	18	187	1	53
Totals	36	128	512	4.0	3	49	14.2	28	299	2	53

⇒ NEIL, KENNY • DL • 6-4, 257 • CINCINNATI, OHIO

Yr.	G	Tkls	Ast	Sks	TFL-Yd	Int	TD	FF	FR
1977		4	1		0-0	0	0	0	0
1978		64	31		5-18	0	0	1	0
1979		94	49		7-12	0	0	1	0
1980		68	30		6-45	0	0	3	1
Totals		230	111		18-75	0	0	5	1

⇒ NELSON, RONY • DL • 6-1, 252 • MIAMI, FLORIDA

Yr.	G	Tkls	Ast	Sks	TFL-Yd	Int	TD	FF	FR
2011	12	9	5	1	1-4	0	0	0	1
2012	13	16	2	2	6-29	0	0	0	0
Totals	25	25	7	3	7-33	0	0	0	1

⇒ NETTEN, COLE • PK • 6-1, 210 • ANKENY, IOWA

Yr.	G	PAT	Att	Pct	FG	FGA	Pct	Lng	TP
2013	12	33	34	.970	13	18	.722	41	72
2014	12	35	35	1.00	11	14	.786	47	68
2015	12	35	36	.972	14	19	.737	51	77
2016	12	35	37	.972	16	17	.941	49	83
Totals	48	138	142	.972	54	68	.794	51	300

⇒ NICHOLS, DWIGHT • P • 5-10, 164 • KNOXVILLE, IOWA

Yr.	G	P	Yds	Avg	Lng
1957		1	46	46.0	
1958		14	419	29.9	
Totals		15	465	31.0	

⇒ NICHOLS, DWIGHT • QB • 5-10, 164 • KNOXVILLE, IOWA

Yr.	G	Att	Com	Int	Pct	Yds	TD	Lng	Rat	Ypg	Att	Yds	TD	Lng
1957		99	50	7	.505	751	7		123.4		211	668	4	
1958		55	26	1	.473	357	0		98.2		220	815	3	
1959		80	43	5	.538	609	8		138.2		207	749	9	
Totals		234	119	13	.509	1717	15		122.5		638	2232	16	



⇒ **NICKEL, WALTER • TE • 6-3, 250 • TACOMA, WASHINGTON**

Yr.	G	Rec	Yds	Ypr	TD	Lng	Ypg	Att	Yds	TD	Lng
2005	12	20	263	13.1	2	30	21.9	0	0	0	0
2006	12	15	188	12.5	1	32	15.7	0	0	0	0
Totals	24	35	451	12.9	3	32	18.8	0	0	0	0

⇒ **NICKERSON, SILVESTER • RB • 6-0, 207 • GRAND ISLAND, NEBRASKA**

Yr.	G	Att	Yds	Ypc	TD	Lng	Ypg	Rec	Yds	TD	Lng
1986	8	34	131	3.9	1	21	16.4	1	4	0	4
1987	8	21	64	3.0	0	15	8.0	2	12	0	9
1988	3	14	74	5.3	0	21	24.7	2	24	0	18
Totals	19	69	269	3.9	1	21	14.2	5	40	0	18

⇒ **NISSEN, JIM • DL • 6-2, 223 • CEDAR RAPIDS, IOWA**

Yr.	G	Tkls	Ast	Sks	TFL-Yd	Int	TD	FF	FR
1978		19	11		2-4	0	0	1	0
Totals		19	11		2-4	0	0	1	0

⇒ **NISSEN, JIM • TE • 6-2, 223 • CEDAR RAPIDS, IOWA**

Yr.	G	Rec	Yds	Ypr	TD	Lng	Ypg	Att	Yds	TD	Lng
1980		4	33	8.3	0	10		0	0	0	0
Totals		4	33	8.3	0	10		0	0	0	0

⇒ **NITCHIE, MATT • LB • 6-2, 220 • LINCOLN, NEBRASKA**

Yr.	G	Tkls	Ast	Sks	TFL-Yd	Int	TD	FF	FR
1990	4	29	16	0	1-1	0	0	2	0
1991	9	66	31	0	2-4	2	0	1	0
1992	3	10	6	0	1-3	0	0	0	0
1993	11	65	29	1	4-22	0	0	1	1
1994	9	87	49	0	2-3	0	0	1	0
Totals	36	257	131	1	10-33	2	0	5	1

⇒ **NORMAN, DEAN • WR • 6-4, 190 • FAIRFIELD, IOWA**

Yr.	G	Rec	Yds	Ypr	TD	Lng	Ypg	Att	Yds	TD	Lng
1948		9	83	9.2	0			0	0	0	
1949		6	55	9.2	0			0	0	0	
Totals		15	138	9.2	0			0	0	0	

⇒ **NORMAN, RON • P • 6-0, 180 • FAIRFIELD, IOWA**

Yr.	G	P	Yds	Avg	Lng
1946		46	1632	35.5	
1947		48	1627	33.9	
Totals		94	3259	34.7	

⇒ **NORMAN, RON • QB • 6-0, 180 • FAIRFIELD, IOWA**

Yr.	G	Att	Com	Int	Pct	Yds	TD	Lng	Rat	Ypg	Att	Yds	TD	Lng
1946		82	33	9	.402	356	2		62.8		65	172	1	
1947		110	35	8	.318	504	5		70.8		23	-42	0	
Totals		192	68	17	.354	860	7		67.4		88	130	1	

⇒ **NORRIS, GRASTON • RB • 5-9, 182 • HOUSTON, TEXAS**

Yr.	G	Att	Yds	Ypc	TD	Lng	Ypg	Rec	Yds	TD	Lng
1993	11	20	71	3.6	1	11	6.5	1	7	0	7
1994	10	22	104	4.7	1	14	10.4	4	51	0	26
1995	10	40	233	5.8	3	91	23.3	0	0	0	0
Totals	31	82	408	5.0	5	91	13.2	5	58	0	26

⇒ **NORTHROP, REGGAN • LB • 6-1, 205 • JACKSONVILLE, FLORIDA**

Yr.	G	Tkls	Ast	Sks	TFL-Yd	Int	TD	FF	FR
2015	12	32	16	1.0	2.5-18	0	0	0	1
2016	11	50	24	1.0	3.5-10	0	0	0	0
Totals	23	82	40	2.0	6.0-28	0	0	0	1



ENCYCLOPEDIA

⇒NWANGWU, KENE • RB • 6-1, 188 • FRISCO, TEXAS

Yr.	G	Att	Yds	Ypc	TD	Lng	Ypg	Rec	Yds	TD	Lng
2016	12	27	133	4.9	0	14	11.1	1	16	0	16
Totals	12	27	133	4.9	0	14	11.1	1	16	0	16

⇒OBERG, BRET • QB • 6-1, 195 • TEHACHAPI, CALIFORNIA

Yr.	G	Att	Com	Int	Pct	Yds	TD	Lng	Rat	Ypg	Att	Yds	TD	Lng
1988	11	179	99	15	.553	1360	6	58	113.4	123.6	102	52	0	17
1989	11	245	152	9	.620	2242	9	71	143.7	203.8	110	273	5	22
Totals	22	424	251	24	.592	3602	15	71	130.4	163.7	212	325	5	22

⇒O'CONNELL, MICHAEL • DB • 5-11, 208 • IOWA CITY, IOWA

Yr.	G	Tkls	Ast	Sks	TFL-Yd	Int	TD	FF	FR
2007	4	1	0	0	0-0	0	0	0	0
2008	12	21	6	0	0-0	0	0	0	0
2009	13	43	23	0	1-5	1	0	1	1
2010	12	58	31	0	0.5-1	1	0	1	0
Totals	41	123	60	0	1.5-6	2	0	2	1

⇒OLLIE, BRYAN • DB • 5-8, 178 • DES MOINES, IOWA

Yr.	G	Tkls	Ast	Sks	TFL-Yd	Int	TD	FF	FR
2000	5	1	1	0	0-0	0	0	0	0
2001	10	6	3	0	0-0	0	0	0	0
2002	8	1	0	0	0-0	0	0	0	0
2003	12	15	2	0	0-0	0	0	1	0
Totals	35	23	6	0	0-0	0	0	1	0

⇒OMER, DANA • P • 6-0, 190 • SPIRIT LAKE, IOWA

Yr.	G	P	Yds	Avg	Lng
1949		24	819	34.1	
Totals		24	819	34.1	

⇒O'NEAL, JAMES • RB • 6-1, 213 • LONG ISLAND, NEW YORK

Yr.	G	Att	Yds	Ypc	TD	Lng	Ypg	Rec	Yds	TD	Lng
1997	7	58	220	3.8	0	14	31.4	4	45	0	17
Totals	7	58	220	3.8	0	14	31.4	4	45	0	17

⇒OSBORNE, RON • DB • 5-9, 176 • PAHOKEE, FLORIDA

Yr.	G	Tkls	Ast	Sks	TFL-Yd	Int	TD	FF	FR
1980		67	17		2-5	1	0	1	2
1981		78	29		2-4	1	0	2	3
1982		73	34	0	2-3	4	0	0	3
Totals		218	80	0	6-12	6	0	3	8

⇒OVERTON, ROB • WR • 6-2, 193 • CARPINTERA, CALIFORNIA

Yr.	G	Rec	Yds	Ypr	TD	Lng	Ypg	Att	Yds	TD	Lng
1973		1	26	26.0	0	26		0	0	0	0
1974		6	92	16.0	1	38		0	0	0	0
Totals		7	118	16.9	1	38		0	0	0	0

⇒PADJEN, TOM • WR • 6-2, 205 • CHICAGO HEIGHTS, ILLINOIS

Yr.	G	Rec	Yds	Ypr	TD	Lng	Ypg	Att	Yds	TD	Lng
1971		2	22	11.0	2	15		0	0	0	
Totals		2	22	11.0	2	15		0	0	0	

⇒PAETZ, CARL • WR • 5-11, 179 • MUSCATINE, IOWA

Yr.	G	Rec	Yds	Ypr	TD	Lng	Ypg	Att	Yds	TD	Lng
1946		5	143	28.6	1			7	-10	0	
Totals		5	143	28.6	1			7	-10	0	

⇒PALMISANO, RAY • DL • 6-0, 204 • AKRON, OHIO

Yr.	G	Tkls	Ast	Sks	TFL-Yd	Int	TD	FF	FR
1974		4	4			0	0	0	1
1975		27	15			0	0	0	0
Totals		31	19			0	0	0	1



⇒**PALMER, MIKE • RB • 5-10, 193 • STEUBENVILLE, OHIO**

Yr.	G	Att	Yds	Ypc	TD	Lng	Ypg	Rec	Yds	TD	Lng
1969		62	207	3.3	1			15	191	1	
1970		54	236	4.4	1			3	76	1	
Totals		116	443	3.8	2			18	267	2	

⇒**PARIS, STEVE • DB • 6-1, 200 • DALLAS, TEXAS**

Yr.	G	Tkls	Ast	Sks	TFL-Yd	Int	TD	FF	FR
2002	12	12	3	0	0-0	1	1	0	0
2003	12	16	8	0	0-0	1	0	0	0
2004	12	83	26	0	4-8	1	0	0	1
2005	12	65	24	0	0.5-0	3	1	0	2
Totals	48	176	61	0	4.5-8	6	2	0	3

⇒**PARK, JACOB • QB • 6-4, 205 • CHARLESTON, SOUTH CAROLINA**

Yr.	G	Att	Com	Int	Pct	Yds	TD	Lng	Rat	Ypg	Att	Yds	TD	Lng
2016	10	226	133	5	.588	1791	12	67	138.52	179.1	36	59	1	35
Totals	10	226	133	5	.588	1791	12	67	138.52	179.1	36	59	1	35

⇒**PARKER, RASHAWN • DL • 6-0, 250 • PONCA CITY, OKLAHOMA**

Yr.	G	Tkls	Ast	Sks	TFL-Yd	Int	TD	FF	FR
2006	10	25	12	3	4.5-32	0	0	0	0
2007	12	27	14	2	5.5-33	0	0	0	1
2008	12	21	10	1	1-7	0	0	0	0
2009	4	13	7	2	2-8	0	0	1	0
2010	12	30	17	0	3-10	0	0	0	0
Totals	50	116	60	8	16-90	0	0	1	1

⇒**PARMENTIER, JOE • RB • 5-11, 251 • LINDENHURST, NEW YORK**

Yr.	G	Att	Yds	Ypc	TD	Lng	Ypg	Rec	Yds	TD	Lng
1995	9	1	1	1.0	0	1	0.1	0	0	0	0
1996	11	3	9	3.0	0	6	0.8	0	0	0	0
1997	8	11	23	2.1	0	6	2.9	0	0	0	0
1998	8	9	15	1.7	2	4	1.9	0	0	0	0
Totals	36	24	48	2.0	2	6	1.3	0	0	0	0

⇒**PARROTT, JASON • DB • 6-1, 190 • SANTA ANA, CALIFORNIA**

Yr.	G	Tkls	Ast	Sks	TFL-Yd	Int	TD	FF	FR
1998	10	22	11	0	0-0	0	0	0	0
Totals	10	22	11	0	0-0	0	0	0	0

⇒**PATTEN, ALAN • DL • 6-4, 240 • HARLAN, IOWA**

Yr.	G	Tkls	Ast	Sks	TFL-Yd	Int	TD	FF	FR
1987	11	32	17	0	1-2	0	0	0	0
1988	11	64	37	3.5	3.5-11.5	0	0	2	1
Totals	22	96	54	3.5	4.5-13.5	0	0	2	1

⇒**PATTERSON, SUNDIATA • RB • 6-0, 195 • DETROIT, MICHIGAN**

Yr.	G	Att	Yds	Ypc	TD	Lng	Ypg	Rec	Yds	TD	Lng
1990	9	49	225	4.6	3	14	25.0	15	132	1	34
1991	11	100	467	4.7	5	55	42.5	11	83	0	17
1992	10	85	386	4.5	1	64	38.6	9	54	0	13
Totals	30	234	1078	4.6	9	64	35.9	35	269	1	34

⇒**PAUKERT, DICK • DL • 6-1, 220 • KOHLER, WISCONSIN**

Yr.	G	Tkls	Ast	Sks	TFL-Yd	Int	TD	FF	FR
1965		34	22			0	0	0	0
Totals		34	22			0	0	0	0

⇒**PAULSON, LORNIE • RB • 6-2, 202 • COUNCIL BLUFFS, IOWA**

Yr.	G	Att	Yds	Ypc	TD	Lng	Ypg	Rec	Yds	TD	Lng
1946		1	2	2.0	0			0	0	0	
1947		24	139	5.8	0			1	4	0	
1948		29	99	3.4	0			3	62	1	
1949		76	296	3.9	1			4	41	0	
Totals		130	536	4.1	1			8	107	1	



ENCYCLOPEDIA

⇒PAYNE, D'ANDRE • DB • 5-10, 190 • WASHINGTON, D.C.

Yr.	G	Tkls	Ast	Sks	TFL-Yd	Int	TD	FF	FR
2016	11	44	8	0	5.5-10	0	0	0	0
Totals	11	44	8	0	5.5-10	0	0	0	0

⇒PAYNE, MIKE • RB • 5-10, 198 • GARY, INDIANA

Yr.	G	Att	Yds	Ypc	TD	Lng	Ypg	Rec	Yds	TD	Lng
1979		108	331	3.1	2	25		10	59	1	10
1980		35	122	3.5	1	17		0	0	0	0
Totals	143	453	3.2	3	25			10	59	1	10

⇒PEAVY, BRIAN • DB • 5-9, 190 • HOUSTON, TEXAS

Yr.	G	Tkls	Ast	Sks	TFL-Yd	Int	TD	FF	FR
2015	12	82	28	1.0	3.5-10	2	0	1	0
2016	12	62	21	0.5	1.5-3	1	0	1	0
Totals	24	144	49	1.5	5.0-13	3	0	2	0

⇒PEDERSEN, CHRIS • QB • 6-3, 222 • ANKENY, IOWA

Yr.	G	Att	Com	Int	Pct	Yds	TD	Lng	Rat	Ypg	Att	Yds	TD	Lng
1989	9	8	4	0	.500	59	0	25	111.9	6.6	11	75	0	22
1990	9	206	114	7	.553	1601	6	64	123.4	177.9	130	570	3	26
1991	6	90	46	3	.511	598	2	68	107.6	99.7	66	184	1	29
Totals	24	304	164	10	.539	2258	8	68	118.4	94.1	207	829	4	29

⇒PEDERSEN, GARY • LB • 6-2, 195 • GRAND ISLAND, NEBRASKA

Yr.	G	Tkls	Ast	Sks	TFL-Yd	Int	TD	FF	FR
1990	11	62	32	0	0-0	0	1	2	2
Totals	11	62	32	0	0-0	0	1	2	2

⇒PENN, CHUCK • DB • 6-2, 180 • POMONA, CALIFORNIA

Yr.	G	Tkls	Ast	Sks	TFL-Yd	Int	TD	FF	FR
1972		3	1			0	0		0
1973		3	2			2	0	0	0
Totals	6	6	3			2	0	0	0

⇒PERINE, LENZY • DL • 6-2, 209 • SAN DIEGO, CALIFORNIA

Yr.	G	Tkls	Ast	Sks	TFL-Yd	Int	TD	FF	FR
1974		3	0			0	0	0	0
1975		26	14			0	0	0	0
1976		43	23		5-15	0	0	5	3
Totals	72	72	37		5-15	0	0	5	3

⇒PERRY, MARK • RB • 6-2, 202 • GRANDVIEW, MISSOURI

Yr.	G	Att	Yds	Ypc	TD	Lng	Ypg	Rec	Yds	TD	Lng
1981	3	1	2	2.0	0	2	0.7	1	3	0	3
Totals	3	1	2	2.0	0	2	0.7	1	3	0	3

⇒PERTICONE, TOM • DB • 5-11, 189 • CLAIRTON, PENNSYLVANIA

Yr.	G	Tkls	Ast	Sks	TFL-Yd	Int	TD	FF	FR
1976		27	10		0-0	0	0	1	0
1977		82	37		6-29	1	0	4	0
1978		76	36		4-12	0	0	2	0
Totals	185	185	83		10-41	1	0	7	0

⇒PETERS, LEVI • LB • 5-11, 218 • GILMORE CITY, IOWA

Yr.	G	Tkls	Ast	Sks	TFL-Yd	Int	TD	FF	FR
2013	12	15	5	0	0-0	0	0	1	1
2014	2	1	0	0	0-0	0	0	0	0
2015	12	47	20	4	6-18	0	0	3	1
Totals	26	63	25	4	6-18	0	0	4	2



⇒PETERSEN, TROY • DL • 6-4, 290 • DAVENPORT, IOWA

Yr.	G	Tkls	Ast	Sks	TFL-Yd	Int	TD	FF	FR
1991	10	26	14	0	3-9	0	0	0	0
1992	11	77	26	2.5	6.5-17	0	0	0	0
1993	10	50	21	2	4-25	0	0	1	0
1994	11	54	25	1	6-15	0	0	1	0
Totals	42	207	86	5.5	19.5-66	0	0	2	0

⇒PHILLIPS, DEANDRE • DB • 5-9, 196 • MISSION HILLS, CALIFORNIA

Yr.	G	Tkls	Ast	Sks	TFL-Yd	Int	TD	FF	FR
2000	3	3	0	0	0-0	0	0	0	0
2001	11	28	11	0	1-1	1	0	1	0
Totals	14	31	11	0	1-1	1	0	1	0

⇒PHILMON, HANK • RB • 5-9, 163 • DAVENPORT, IOWA

Yr.	G	Att	Yds	Ypc	TD	Lng	Ypg	Rec	Yds	TD	Lng
1953		26	95	3.7	0			4	65	0	
1954		42	238	5.7	3			9	51	0	
1955		23	68	3.0	0			6	85	0	
Totals		91	401	4.4	3			19	201	0	

⇒PHILMON, HANK • QB • 5-9, 163 • DAVENPORT, IOWA

Yr.	G	Att	Com	Int	Pct	Yds	TD	Lng	Rat	Ypg	Att	Yds	TD	Lng
1955		4	1	0	.250	9	0		43.9		23	68	0	
Totals		4	1	0	.250	9	0		43.9		23	68	0	

⇒PIERSON, DALE • DE • 6-2, 249 • BAKERSFIELD, CALIFORNIA

Yr.	G	Tkls	Ast	Sks	TFL-Yd	Int	TD	FF	FR
2014	12	29	10	2	4.5-18	0	0	1	2
2015	12	41	19	8.5	12.5-67	1	0	1	0
Totals	24	70	29	10.5	17.0-85	1	0	2	2

⇒PIGOTT, KEN • WR • 6-1, 199 • DEKALB, ILLINOIS

Yr.	G	Rec	Yds	Ypr	TD	Lng	Ypg	Att	Yds	TD	Lng
1964		4	44	11.0	0			0	0	0	
Totals		4	44	11.0	0			0	0	0	

⇒PITTMAN, GREG • LB • 6-2, 214 • SAN ANTONIO, FLORIDA

Yr.	G	Tkls	Ast	Sks	TFL-Yd	Int	TD	FF	FR
1975		110	63			0	0	1	0
Totals		110	63			0	0	1	0

⇒PITTS, MILON • DB • 6-0, 189 • PASADENA, CALIFORNIA

Yr.	G	Tkls	Ast	Sks	TFL-Yd	Int	TD	FF	FR
1985	10	41	8	0	0-0	1	0	1	3
1986	9	71	27	0	1-6	0	0	0	0
Totals	19	112	35	0	1-6	1	0	1	3

⇒PLANTAN, BILL • PK • 6-0, 182 • LASALLE, ILLINOIS

Yr.	G	PAT	Att	Pct	FG	FGA	Pct	Lng	TP
1953		11	17	.647					11
Totals		11	17	.647					11

⇒PLANTAN, BILL • QB • 6-0, 182 • LASALLE, ILLINOIS

Yr.	G	Att	Com	Int	Pct	Yds	TD	Lng	Rat	Ypg	Att	Yds	TD	Lng
1952		58	27	8	.466	335	4		90.2		39	38	2	
1953		100	57	9	.570	723	4		112.9		38	116	5	
Totals		158	84	17	.532	1058	8		104.6		77	154	7	

⇒POHL, RON • RB • 6-0, 184 • DAVENPORT, IOWA

Yr.	G	Att	Yds	Ypc	TD	Lng	Ypg	Rec	Yds	TD	Lng
1956		23	51	2.2	0			2	26	1	
1957		20	39	1.9	1			1	9	0	
1958		5	18	3.6	1			0	0	0	
Totals		48	108	2.3	2			3	35	1	



ENCYCLOPEDIA

⇒POPRILO, DON • RB • 5-11, 205 • INWOOD, NEW YORK

Yr.	G	Att	Yds	Ypc	TD	Lng	Ypg	Rec	Yds	TD	Lng
1984	6	37	130	3.5	0	16	21.7	4	7	0	5
1985	9	12	28	2.3	3	15	3.1	2	5	0	3
Totals	15	49	158	3.2	3	16	10.5	6	12	0	5

⇒POSEY, MICHAEL • WR • 6-1, 199 • RAYTOWN, MISSOURI

Yr.	G	Rec	Yds	Ypr	TD	Lng	Ypg	Att	Yds	TD	Lng
1983		1	65	65.0	1	65		0	0	0	0
1984		2	39	19.5	1	38		0	0	0	0
Totals		3	104	34.7	2	65		0	0	0	0

⇒POTTER, JIMMY • DL • 6-2, 228 • HUNTINGTON BEACH, CALIFORNIA

Yr.	G	Tkls	Ast	Sks	TFL-Yd	Int	TD	FF	FR
1974		64	19			0	0	0	0
Totals		64	19			0	0	0	0

⇒POTTER, TOM • DL • 6-4, 225 • SHELDON, IOWA

Yr.	G	Tkls	Ast	Sks	TFL-Yd	Int	TD	FF	FR
1968		19	9			0	0	0	0
1969		58	31			2	1	1	1
1971		45	25			0	0	2	2
Totals		122	65			2	1	3	3

⇒POTTS, HAROLD • WR • 6-0, 170 • DAVENPORT, IOWA

Yr.	G	Rec	Yds	Ypr	TD	Lng	Ypg	Att	Yds	TD	Lng
1954		3	48	16.0	2			0	0	0	
1955		14	173	12.4	3			0	0	0	
Totals		17	221	13.0	5			0	0	0	

⇒POULLARD, HENRY • DB • 5-9, 165 • LA PORTE, TEXAS

Yr.	G	Tkls	Ast	Sks	TFL-Yd	Int	TD	FF	FR
2001	3	4	0	0	0-0	0	0	0	0
2002	7	1	0	0	0-0	0	0	0	0
2003	3	0	0	0	0-0	0	0	0	0
2004	12	15	5	0	0-0	0	0	1	0
Totals	25	20	5	0	0-0	0	0	1	0

⇒POWERS, JAMARCUS • DB • 5-8, 164 • LA MARQUE, TEXAS

Yr.	G	Tkls	Ast	Sks	TFL-Yd	Int	TD	FF	FR
1998	10	31	5	0	1-1	0	0	1	0
1999	2	2	0	0	0-0	0	0	0	0
2000	11	52	9	0	1-1	1	1	1	3
Totals	23	85	14	0	2-2	1	1	2	3

⇒POWERS, STEVE • LB • 6-1, 192 • ROCKFORD, ILLINOIS

Yr.	G	Tkls	Ast	Sks	TFL-Yd	Int	TD	FF	FR
1968		109	59			3	0	2	2
1969		45	28			0	0	2	2
Totals		154	87			3	0	4	4

⇒POWERS, STEVE • PK • 6-1, 188 • ROCKFORD, ILLINOIS

Yr.	G	PAT	Att	Pct	FG	FGA	Pct	Lng	TP
1968		7	8	.875	1	4	.250		10
Totals		7	8	.875	1	4	.250		10

⇒PRESTON, GUY • TE • 6-7, 220 • FERGUSON, MISSOURI

Yr.	G	Rec	Yds	Ypr	TD	Lng	Ypg	Att	Yds	TD	Lng
1977		15	271	18.1	2	39		0	0	0	0
1978		23	268	11.7	2	28		0	0	0	0
Totals		38	539	14.2	4	39		0	0	0	0



⇒**PROVENZA, ANGELO • LB • 6-0, 207 • AURORA, COLORADO**

Yr.	G	Tkls	Ast	Sks	TFL-Yd	Int	TD	FF	FR
1994	6	33	14	0	3-6	0	0	0	0
1995	11	85	30	2	11-41	0	0	0	0
Totals	17	118	44	2	14-47	0	0	0	0

⇒**PUTZ, JASON • DL • 6-3, 258 • FARLEY, IOWA**

Yr.	G	Tkls	Ast	Sks	TFL-Yd	Int	TD	FF	FR
1993	10	12	6	0	0-0	0	0	0	0
1994	10	28	11	0	3-6	0	0	0	0
1995	11	104	51	3	7-20	0	0	1	0
Totals	31	144	68	3	10-26	0	0	1	0

⇒**QUINN, JOHN • QB • 6-0, 188 • WEST DES MOINES, IOWA**

Yr.	G	Att	Com	Int	Pct	Yds	TD	Lng	Rat	Ypg	Att	Yds	TD	Lng
1977	37	13	3		.351	163	1	24	64.8		34	39	1	22
1979	18	4	1		.222	53	0	42	35.8		0	0	0	0
1980	153	69	6		.451	835	4	76	91.7		100	272	1	45
1981	251	140	14		.558	1576	3	57	101.3		80	82	2	37
Totals	459	226	24		.492	2627	8	76	92.6		214	393	4	45

⇒**RADKE, TOM • WR • 5-11, 172 • AURELIA, IOWA**

Yr.	G	Rec	Yds	Ypr	TD	Lng	Ypg	Att	Yds	TD	Lng
1995	8	5	62	12.4	0	15	7.8	0	0	0	0
1996	7	1	4	4.0	0	4	0.6	0	0	0	0
Totals	15	6	66	11.0	0	15	4.4	0	0	0	0

⇒**RAMENOFSKY, SAM • DL • 5-10, 206 • LASALLE, ILLINOIS**

Yr.	G	Tkls	Ast	Sks	TFL-Yd	Int	TD	FF	FR
1965		48	28			0	0	0	0
Totals		48	28			0	0	0	0

⇒**RANDALL, TOM • DL • 6-6, 255 • MASON CITY, IOWA**

Yr.	G	Tkls	Ast	Sks	TFL-Yd	Int	TD	FF	FR
1974		2	2			0	0	0	0
1975		80	43			0	0	4	1
1976		85	40		3-20	1	0	0	1
1977		119	76		11-48	0	0	0	1
Totals		286	161		14-68	1	0	4	3

⇒**RANDOLPH, JIM • DB • 6-1, 193 • JACKSONVILLE, FLORIDA**

Yr.	G	Tkls	Ast	Sks	TFL-Yd	Int	TD	FF	FR
1975		54	25			1	0	0	1
Totals		54	25			1	0	0	1

⇒**RANSOM, JAMES • DL • 6-1, 222 • RIVIERA BEACH, FLORIDA**

Yr.	G	Tkls	Ast	Sks	TFL-Yd	Int	TD	FF	FR
1980		52	22		5-20	0	0	2	1
1981		69	39		9-26	0	0	1	2
1982		49	25	1	3-18	0	0	1	0
Totals		170	86	1	17-64	0	0	4	3

⇒**RATIGAN, LARRY • LB • 6-3, 225 • COUNCIL BLUFFS, IOWA**

Yr.	G	Tkls	Ast	Sks	TFL-Yd	Int	TD	FF	FR
1988	6	6	3	0	0-0	0	0	0	0
1989	11	81	46	0	5.5-9	0	0	1	1
1990	11	88	45	.5	4.5-8	0	0	0	0
1991	11	46	26	2	4-12	0	0	0	0
Totals	39	221	120	2.5	14-29	0	0	1	1



ENCYCLOPEDIA

⇒ RAVEN, JOSH • LB • 5-11, 216 • FORT MYERS, FLORIDA

Yr.	G	Tkls	Ast	Sks	TFL-Yd	Int	TD	FF	FR
2006	1	0	0	0	0-0	0	0	0	0
2007	9	6	2	0	0-0	0	0	1	0
2008	8	22	9	0	.5-0	0	0	1	1
2009	12	38	18	3	7-31	0	0	1	1
Totals	30	66	29	3	7.5-31	0	0	3	2

⇒ REED, JAMES • DL • 6-0, 285 • SAGINAW, MICHIGAN

Yr.	G	Tkls	Ast	Sks	TFL-Yd	Int	TD	FF	FR
1997	11	71	28	6	10-27	0	0	0	0
1998	11	88	29	4	6-42	0	0	1	0
1999	11	88	40	1	9-31	0	0	0	2
2000	11	86	40	3	6-30	0	0	3	0
Totals	44	333	137	14	31-130	0	0	4	2

⇒ REEVES, JEREMY • DB • 5-7, 176 • ALLEN, TEXAS

Yr.	G	Tkls	Ast	Sks	TFL-Yd	Int	TD	FF	FR
2009	10	13	6	0	0-0	0	0	0	0
2010	12	62	18	0	0-0	2	1	0	0
2011	13	70	16	0	3-6	2	0	1	0
2012	13	70	16	0	2-5	1	1	1	0
Totals	48	215	56	0	5-11	5	2	2	0

⇒ REEVES, MIKE • QB • 6-0, 180 • CHICAGO, ILLINOIS

Yr.	G	Att	Com	Int	Pct	Yds	TD	Lng	Rat	Ypg	Att	Yds	TD	Lng
1955	14	2	5	.143	31	0			-38.5		10	-41	0	
Totals	14	2	5	.143	31	0			-38.5		10	-41	0	

⇒ REFFNER, BRIAN • DB • 6-0, 185 • HUTCHINSON, KANSAS

Yr.	G	Tkls	Ast	Sks	TFL-Yd	Int	TD	FF	FR
1985	11	60	20	0	1-1	1	0	1	1
1986	9	78	29	1	2-22	0	0	2	1
Totals	20	138	49	1	3-23	1	0	3	2

⇒ REFFNER, BRIAN • P • 6-0, 185 • HUTCHINSON, KANSAS

Yr.	G	P	Yds	Avg	Lng
1985	11	31	1011	32.6	47
Totals	11	31	1011	32.6	47

⇒ REHBERG, MATT • DL • 6-5, 270 • OMAHA, NEBRASKA

Yr.	G	Tkls	Ast	Sks	TFL-Yd	Int	TD	FF	FR
1987	8	14	5	0	1-6	0	0	0	0
1988	3	5	2	1	1-5	0	0	1	0
1989	11	41	19	0.5	2.5-8	0	0	0	0
1990	11	44	15	0	3-6	0	0	0	1
1991	11	72	24	2	6-18	0	0	1	0
Totals	44	176	65	3.5	13.5-43	0	0	2	1

⇒ REIMER, TED • DL • 6-4, 194 • RHINELANDER, WISCONSIN

Yr.	G	Tkls	Ast	Sks	TFL-Yd	Int	TD	FF	FR
1966	8	5				0	0	0	0
1967	31	16				0	0	0	0
1968	48	29				1	0	0	0
Totals	87	50				1	0	0	0

⇒ REIMERS, BRUCE • DL • 6-6, 257 • HUMBOLDT, IOWA

Yr.	G	Tkls	Ast	Sks	TFL-Yd	Int	TD	FF	FR
1979	8	3			1-2	0	0	0	0
1980	1	0			0-0	0	0	0	1
Totals	9	3			1-2	0	0	0	1



⇒RENSINK, GREG • DL • 6-4, 218 • NEWKIRK, IOWA

Yr.	G	Tkls	Ast	Sks	TFL-Yd	Int	TD	FF	FR
1977		43	16		3-12	0	0	0	1
1979		2	1		1-1	0	0	0	0
Totals		45	17		4-13	0	0	0	1

⇒REYNOLDS, DARIUS • WR • 6-2, 208 • WOODBRIDGE, VIRGINIA

Yr.	G	Rec	Yds	Ypr	TD	Lng	Ypg	Att	Yds	TD	Lng
2009	4	13	72	5.5	0	18	18.0	0	0	0	0
2010	12	25	283	11.3	2	36	23.6	2	-7	0	2
2011	12	43	695	16.2	7	56	57.9	0	0	0	0
Totals	28	81	1050	13.0	9	56	37.5	2	-7	0	2

⇒RHAMY, PRESTON • DB • 5-8, 181 • AVOCA, IOWA

Yr.	G	Tkls	Ast	Sks	TFL-Yd	Int	TD	FF	FR
1995	11	16	2	0	0-0	0	0	0	0
1996	10	1	0	0	0-0	0	0	0	0
1997	10	47	13	0	2-3	0	0	1	1
Totals	31	64	15	0	2-3	0	0	1	1

⇒RICE, DAN • RB • 6-0, 175 • CLEAR LAKE, IOWA

Yr.	G	Att	Yds	Ypc	TD	Lng	Ypg	Rec	Yds	TD	Lng
1952		17	66	3.9	0			4	25	0	
1953		31	122	3.9	3			1	-3	0	
Totals		48	188	3.9	3			5	22	0	

⇒RICHARDS, RANDY • LB • 6-4, 216 • URBANDALE, IOWA

Yr.	G	Tkls	Ast	Sks	TFL-Yd	Int	TD	FF	FR
1983	11	11	3	0	0-0	0	0	0	0
1984	11	37	22	1	2-3	0	0	0	0
1985	11	33	14	1	4-15	0	0	0	2
1987	11	74	40	1	3-23	0	0	1	0
Totals	44	155	79	3	9-41	0	0	1	2

⇒RICHARDSON, BOB • TE • 6-5, 232 • HAMILTON, ONTARIO

Yr.	G	Rec	Yds	Ypr	TD	Lng	Ypg	Att	Yds	TD	Lng
1970		4	27	6.8	0			0	0	0	
1971		11	122	11.1	0	21		0	0	0	
Totals		15	149	9.9	0	21		0	0	0	

⇒RICHARDSON, SAM • QB • 6-2, 217 • WINTER PARK, FLORIDA

Yr.	G	Att	Com	Int	Pct	Yds	TD	Lng	Rat	Ypg	Att	Yds	TD	Lng
2012	4	79	46	1	.582	541	8	69	146.6	135.2	41	233	1	34
2013	11	220	121	7	.550	1397	11	97	118.5	127.0	101	356	2	51
2014	11	451	254	9	.563	2669	18	59	115.2	242.6	125	421	3	47
2015	9	213	128	8	.601	1443	8	59	121.8	160.3	47	12	1	19
Totals	35	963	549	25	.570	6050	45	97	120.0	172.9	314	1022	7	51

⇒RICHARDSON, SAM E. • DB • 5-8, 182 • LEAGUE CITY, TEXAS

Yr.	G	Tkls	Ast	Sks	TFL-Yd	Int	TD	FF	FR
2012	13	4	0	0	0-0	0	0	0	0
2013	12	53	7	0	1-1	0	0	1	0
2014	12	58	11	0	1.5-3	4	0	0	0
2015	10	14	2	0	0-0	0	0	0	0
Totals	47	129	20	0	2.5-4	4	0	1	0

⇒RICK, CLIFF • P • 5-10, 172 • TULSA, OKLAHOMA

Yr.	G	P	Yds	Avg	Lng
1958		28	921	32.9	
1959		41	1447	35.3	
1960		19	616	32.4	
Totals		88	2984	33.9	



ENCYCLOPEDIA

⇒RICK, CLIFF • PK • 5-10, 172 • TULSA, OKLAHOMA

Yr.	G	PAT	Att	Pct	FG	FGA	Pct	Lng	TP
1958		9	11	.818	1	2	.500		12
1959		17	22	.773	1	4	.250		26
1960		14	15	.933	0	0	0		14
Totals		40	48	.833	2	6	.333		52

⇒RICK, CLIFF • WR • 5-10, 172 • TULSA, OKLAHOMA

Yr.	G	Rec	Yds	Ypr	TD	Lng	Ypg	Att	Yds	TD	Lng
1958		4	31	7.8	0			1	-11	0	
1959		5	28	5.6	1			0	0	0	
1960		1	16	16.0	0			0	0	0	
Totals		10	75	7.5	1			1	-11	0	

⇒RICKERT, AL • P • 6-2, 196 • OAK PARK, ILLINOIS

Yr.	G	P	Yds	Avg	Lng
1955		18	645	35.8	
1956		4	178	44.5	
1957		7	229	32.7	
Totals		29	1052	36.3	

⇒RICKERT, AL • QB • 6-2, 196 • OAK PARK, ILLINOIS

Yr.	G	Att	Com	Int	Pct	Yds	TD	Lng	Rat	Ypg	Att	Yds	TD	Lng
1955		26	7	3	.269	113	0		40.4		11	-24	1	
Totals		26	7	3	.269	113	0		40.4		11	-24	1	

⇒RIDDER, PAUL • DL • 6-4, 218 • WEST POINT, NEBRASKA

Yr.	G	Tkls	Ast	Sks	TFL-Yd	Int	TD	FF	FR
1972		8	4			0	0		0
1973		19	9			0	0		0
Totals		27	13			0	0		0

⇒RIDLEY, LESTER • DB • 6-0, 180 • OMAHA, NEBRASKA

Yr.	G	Tkls	Ast	Sks	TFL-Yd	Int	TD	FF	FR
1991	6	10	4	0	0-0	1	0	0	0
1992	8	25	12	1	2-8	1	0	1	1
Totals	14	35	16	1	2-8	2	0	1	1

⇒RIPPEL, FRED • P • 5-10, 164 • GALESBURG, ILLINOIS

Yr.	G	P	Yds	Avg	Lng
1955		6	186	31.0	
1956		6	195	32.5	
Totals		12	381	31.8	

⇒RIPPEL, FRED • RB • 5-10, 164 • GALESBURG, ILLINOIS

Yr.	G	Att	Yds	Ypc	TD	Lng	Ypg	Rec	Yds	TD	Lng
1955		23	122	5.3	0			1	7	0	
1956		50	229	4.6	0			4	61	0	
Totals		73	351	4.8	0			5	68	0	

⇒ROACH, TOM • RB • 6-0, 207 • ROCK RAPIDS, IOWA

Yr.	G	Att	Yds	Ypc	TD	Lng	Ypg	Rec	Yds	TD	Lng
1978		28	158	5.6	0	38		0	0	0	0
1979		6	41	6.8	1	21		1	8	0	8
1980		35	211	6.0	1	80		7	54	0	17
1981		16	63	3.9	0	13		9	67	0	35
Totals		85	473	5.6	2	80		17	129	0	35

⇒ROBERTSON, JIM • RB • 6-0, 203 • AMES, IOWA

Yr.	G	Att	Yds	Ypc	TD	Lng	Ypg	Rec	Yds	TD	Lng
1951		10	52	5.2	0			0	0	0	
Totals		10	52	5.2	0			0	0	0	



⇒ **ROBERTSON, MARCUS • DB • 6-0, 191 • ALTADENA, CALIFORNIA**

Yr.	G	Tkls	Ast	Sks	TFL-Yd	Int	TD	FF	FR
1987	10	51	23	0	1-4	1	0	2	1
1988	11	70	29	0	2-9	3	0	1	2
1989	11	89	33	1	3-6	1	0	3	0
1990	8	47	17	0	1-3	1	0	3	2
Totals	40	257	102	1	7-22	6	0	9	5

⇒ **ROBERTSON, MATT • LB • 6-1, 235 • FORT LAUDERDALE, FLORIDA**

Yr.	G	Tkls	Ast	Sks	TFL-Yd	Int	TD	FF	FR
2003	6	41	17	0	0-0	0	0	0	0
2004	12	39	17	0.5	2.5-5	2	1	0	0
2005	12	103	56	0	5-10	1	0	0	1
Totals	30	183	90	0.5	7.5-15	3	1	0	1

⇒ **ROBINSON, ALEXANDER • RB • 5-9, 191 • MINNEAPOLIS, MINNESOTA**

Yr.	G	Att	Yds	Ypc	TD	Lng	Ypg	Rec	Yds	TD	Lng
2007	11	118	465	3.9	6	37	42.3	23	167	0	35
2008	11	153	703	4.6	6	67	63.9	17	160	0	30
2009	12	232	1195	5.2	6	68	99.6	17	261	3	54
2010	12	202	946	4.7	9	65	78.8	26	201	1	23
Totals	46	705	3309	4.7	27	68	71.9	83	789	4	54

⇒ **ROBINSON, DOUG • DB • 6-1, 185 • ST. ANNE, ILLINOIS**

Yr.	G	Tkls	Ast	Sks	TFL-Yd	Int	TD	FF	FR
1965		57	33			1	0		1
1966		46	21			0	0		2
1967		70	26			3	0		3
Totals		173	80			4	0		6

⇒ **ROBINSON, WILLIE • DB • 6-1, 190 • CLEVELAND, OHIO**

Yr.	G	Tkls	Ast	Sks	TFL-Yd	Int	TD	FF	FR
1965		3	1			0	0		0
1966		2	2			0	0		2
Totals		5	3			0	0		2

⇒ **ROBINSON, WILLIE • RB • 6-1, 195 • ARMORY, MISSISSIPPI**

Yr.	G	Att	Yds	Ypc	TD	Lng	Ypg	Rec	Yds	TD	Lng
1965		100	366	3.7	5			0	0	0	
1966		82	305	3.7	0			2	25	1	
1967		7	20	2.9	0			0	0	0	
Totals		189	691	3.7	5			2	25	1	

⇒ **RODGERS, MARQUES • RB • 6-3, 215 • JOPLIN, MISSOURI**

Yr.	G	Att	Yds	Ypc	TD	Lng	Ypg	Rec	Yds	TD	Lng
1985	8	94	323	3.4	0	39	40.4	14	84	0	12
Totals	8	94	323	3.4	0	39	40.4	14	84	0	12

⇒ **RODGERS, OTIS • DL • 6-3, 227 • TAMPA, FLORIDA**

Yr.	G	Tkls	Ast	Sks	TFL-Yd	Int	TD	FF	FR
1975		77	34			0	0	0	5
1976		62	22		11-65	0	0	2	4
Totals		139	56		11-65	0	0	2	9

⇒ **ROGERS, CHARLIE • DB • 6-1, 202 • IOWA CITY, IOWA**

Yr.	G	Tkls	Ast	Sks	TFL-Yd	Int	TD	FF	FR
2013	12	18	5	0	0-0	1	0	0	0
Totals	12	18	5	0	0-0	1	0	0	0

⇒ **ROGERS, GLOVER • TE • 6-3, 210 • OPA-LOCKA, FLORIDA**

Yr.	G	Rec	Yds	Ypr	TD	Lng	Ypg	Att	Yds	TD	Lng
1975		7	114	16.3	2	38		0	0	0	0
1976		16	270	16.9	2	31		0	0	0	0
Totals		23	384	16.7	4	38		0	0	0	0



ENCYCLOPEDIA

⇒ROGERS, TERRON • DB • 6-1, 194 • CHICAGO, ILLINOIS

Yr.	G	Tkls	Ast	Sks	TFL-Yd	Int	TD	FF	FR
1980		12	1		0-0	0	0	0	0
1981		25	16		0-0	0	0	0	0
Totals		37	17		0-0	0	0	0	0

⇒ROHACH, GRANT • QB • 6-1, 224 • MOORPARK, CALIFORNIA

Yr.	G	Att	Com	Int	Pct	Yds	TD	Lng	Rat	Ypg	Att	Yds	TD	Lng
2013	7	191	110	7	.576	1208	8	62	117.2	172.6	48	89	1	54
2014	2	54	27	1	.500	283	2	35	102.5	141.5	8	-11	0	12
Totals	9	245	137	8	.559	1491	10	62	114.0	165.7	56	78	1	54

⇒ROHWEDDER, BOB • WR • 6-2, 195 • ALBERT CITY, IOWA

Yr.	G	Rec	Yds	Ypr	TD	Lng	Ypg	Att	Yds	TD	Lng
1951		5	75	15.0	0			0	0	0	
1952		11	167	15.2	1			0	0	0	
1953		6	89	14.8	0			0	0	0	
Totals		22	331	15.0	1			0	0	0	

⇒ROLLINGER, HARLE • PK • 6-0, 200 • LEMARS, IOWA

Yr.	G	PAT	Att	Pct	FG	FGA	Pct	Lng	TP
1946		5	9	.556	3				14
1947		12	15	.800	3				21
Totals		17	24	.708	6				35

⇒ROLLINGER, HARLE • WR • 6-0, 200 • LEMARS, IOWA

Yr.	G	Rec	Yds	Ypr	TD	Lng	Ypg	Att	Yds	TD	Lng
1946		6	81	13.5	0			1	-2	0	
Totals		6	81	13.5	0			1	-2	0	

⇒ROSENFELS, SAGE • QB • 6-4, 221 • MAQUOKETA, IOWA

Yr.	G	Att	Com	Int	Pct	Yds	TD	Lng	Rat	Ypg	Att	Yds	TD	Lng
1997	4	10	4	2	.400	37	0	13	31.1	9.3	2	20	0	13
1998	4	9	3	1	.333	48	0	42	55.9	12.0	4	34	0	18
1999	11	235	127	11	.540	1781	10	80	122.4	161.9	80	225	4	52
2000	11	333	172	12	.517	2298	8	78	110.3	208.9	78	381	10	36
Totals	30	587	306	26	.521	4164	18	80	113.0	138.8	164	660	14	52

⇒ROSS, DENNIS • WR • 6-3, 191 • DETROIT, MICHIGAN

Yr.	G	Rec	Yds	Ypr	TD	Lng	Ypg	Att	Yds	TD	Lng
1985	3	3	38	12.7	0	22	12.7	0	0	0	0
1986	11	23	312	13.6	0	35	28.4	0	0	0	0
1987	10	53	673	12.7	4	39	67.3	3	9	0	5
1988	10	39	506	13.0	3	35	50.6	0	0	0	0
Totals	34	118	1529	13.0	7	39	44.9	3	9	0	5

⇒ROTHACKER, MARK • RB • 5-11, 167 • AMES, IOWA

Yr.	G	Att	Yds	Ypc	TD	Lng	Ypg	Rec	Yds	TD	Lng
1948		13	41	3.2	0			1	40	0	
1949		2	-18	-9.0	1			0	0	0	
1950		34	150	4.4	1			1	8	0	
Totals		49	173	3.5	2			2	48	0	

⇒ROUNDTREE, ANDRE • DL • 6-4, 217 • GARDEN GROVE, CALIFORNIA

Yr.	G	Tkls	Ast	Sks	TFL-Yd	Int	TD	FF	FR
1973		70	31			1	0	2	4
1974		62	29			2	0	2	1
Totals		132	60			3	0	4	5

⇒ROUSE, MATT • WR • 6-0, 185 • LEON, IOWA

Yr.	G	Rec	Yds	Ypr	TD	Lng	Ypg	Att	Yds	TD	Lng
1992	10	5	57	11.4	0	16	5.7	0	0	0	0
Totals	10	5	57	11.4	0	16	5.7	0	0	0	0



⇒**ROWELL, GENE • DL • 6-2, 240 • STITZER, WISCONSIN**

Yr.	G	Tkls	Ast	Sks	TFL-Yd	Int	TD	FF	FR
1976		6	3		0-0	0	0	0	0
Totals	6	3	0-0	0	0	0	0	0	0

⇒**RUBIN, AHYBA • DL • 6-3, 326 • PENSACOLA, FLORIDA**

Yr.	G	Tkls	Ast	Sks	TFL-Yd	Int	TD	FF	FR
2006	12	34	16	1	4-4	0	0	0	0
2007	12	42	18	1	4-17	0	0	1	1
Totals	24	76	34	2	8-21	0	0	1	1

⇒**RUBLEY, TERRY • QB • 6-2, 180 • DAVENPORT, IOWA**

Yr.	G	Att	Com	Int	Pct	Yds	TD	Lng	Rat	Ypg	Att	Yds	TD	Lng
1977		130	73	6	.562	904	4	39	115.5		69	2	2	15
1978		35	21	3	.600	247	5	34	149.3		29	34	0	8
1979		132	71	9	.538	716	1	38	88.2		51	47	1	23
Totals	297	165	18	.556	1867	10	39	107.3	149	83	3	23		

⇒**RUEMPOLHAMER, STEPHEN • DL • 6-3, 298 • TULSA, OKLAHOMA**

Yr.	G	Tkls	Ast	Sks	TFL-Yd	Int	TD	FF	FR
2008	8	8	4	0	0.5-1	0	0	0	2
2009	13	20	12	1	2.5-8	0	0	0	1
2010	12	33	20	2.5	6-21	0	0	0	0
2011	12	30	7	2.5	5-16	1	0	2	1
Totals	45	91	43	6	14-46	1	0	2	4

⇒**RUFFOLO, RUDY • DL • 6-3, 261 • KENOSHA, WISCONSIN**

Yr.	G	Tkls	Ast	Sks	TFL-Yd	Int	TD	FF	FR
1994	4	4	4	0	0-0	0	0	0	0
1995	11	88	56	3	8-30	0	0	1	1
1996	11	39	18	2	6-26	0	0	0	1
1997	1	6	4	0	0-0	0	0	0	0
Totals	27	137	82	5	14-56	0	0	1	2

⇒**RUNK, ADAM • DB • 6-2, 181 • STILLWATER, MINNESOTA**

Yr.	G	Tkls	Ast	Sks	TFL-Yd	Int	TD	FF	FR
1998	6	4	3	0	0-0	0	0	0	0
1999	9	30	11	0	1-3	0	0	3	0
2000	11	42	8	0	2-4	1	0	1	0
2001	11	87	23	2	3.5-17	4	0	0	0
Totals	37	163	45	2	6.5-24	5	0	4	0

⇒**RUTLAND, HIAWATHA • RB • 6-0, 208 • BRADENTON, FLORIDA**

Yr.	G	Att	Yds	Ypc	TD	Lng	Ypg	Rec	Yds	TD	Lng
2000	11	18	128	7.1	0	33	11.6	1	7	0	7
2001	11	11	30	2.7	0	10	2.7	1	12	0	12
2002	14	160	614	3.8	6	41	43.9	18	90	0	11
2003	4	30	97	3.2	3	14	24.2	9	84	0	18
Totals	40	219	869	4.0	9	41	21.7	29	193	0	18

⇒**RYEN, TREVER • WR • 5-11, 192 • IDA GROVE, IOWA**

Yr.	G	Rec	Yds	Ypr	TD	Lng	Ypg	Att	Yds	TD	Lng
2015	12	18	191	10.6	1	53	15.9	16	71	1	17
2016	12	37	388	10.5	2	44	32.3	1	8	0	8
Totals	24	55	579	10.5	3	53	24.1	17	79	1	17

⇒**SADEK, BRETT • QB • 6-2, 197 • APPLE VALLEY, MINNESOTA**

Yr.	G	Att	Com	Int	Pct	Yds	TD	Lng	Rat	Ypg	Att	Yds	TD	Lng
1986	11	22	12	0	.545	179	3	24	167.9	16.3	11	5	1	7
1987	10	229	117	6	.511	1443	7	46	108.9	144.3	84	21	2	9
Totals	21	251	129	6	.514	1622	10	46	113.2	77.2	95	26	3	9

⇒**SANDBLOOM, KEN • DL • 6-5, 255 • FOUNTAIN VALLEY, CALIFORNIA**

Yr.	G	Tkls	Ast	Sks	TFL-Yd	Int	TD	FF	FR
1986	10	5	2	1	2-26	0	0	0	1
Totals	10	5	2	1	2-26	0	0	0	1



ENCYCLOPEDIA

⇒ SANDERS, TIM • LB • 6-0, 211 • CHICAGO, ILLINOIS

Yr.	G	Tkls	Ast	Sks	TFL-Yd	Int	TD	FF	FR
1993	11	69	26	0	2-2	1	0	1	2
1994	11	126	75	0	4-7	0	0	3	0
1995	11	97	41	0	0-0	0	0	1	1
Totals	33	292	142	0	6-9	1	0	5	3

⇒ SANDS, CLIVE • WR • 5-11, 161 • NASSAU, BAHAMAS

Yr.	G	Rec	Yds	Ypr	TD	Lng	Ypg	Att	Yds	TD	Lng
1974		1	56	56.0	0	56		0	0	0	0
1975		1	13	13.0	0	13		0	0	0	0
Totals		2	69	34.5	0	56		0	0	0	0

⇒ SANDVIG, ZAC • DB • 5-10, 193 • WEST DES MOINES, IOWA

Yr.	G	Tkls	Ast	Sks	TFL-Yd	Int	TD	FF	FR
2007	4	2	2	0	0-0	0	0	0	0
2008	12	19	6	0	0-0	0	0	1	0
2009	13	11	5	0	0-0	0	0	0	2
2010	12	45	18	0	1-1	1	0	0	0
Totals	41	77	31	0	1-1	1	0	1	2

⇒ SAXE, TOM • DL • 5-11, 209 • CLEVELAND, OHIO

Yr.	G	Tkls	Ast	Sks	TFL-Yd	Int	TD	FF	FR
1966		11	5			0	0	0	0
Totals		11	5			0	0	0	0

⇒ SCALES, JASON • RB • 5-9, 212 • WEST DES MOINES, IOWA

Yr.	G	Att	Yds	Ypc	TD	Lng	Ypg	Rec	Yds	TD	Lng
2004	10	37	92	2.5	1	17	9.2	1	2	0	2
2005	1	0	0	0	0	0	0	0	0	0	0
2006	9	54	176	3.3	2	14	19.6	4	26	0	11
2007	7	99	333	3.4	3	24	47.6	10	28	0	8
2008	12	60	185	3.1	5	15	15.4	8	58	0	18
Totals	39	250	786	3.1	11	24	20.2	23	114	0	18

⇒ SCHMIDGALL, DEREK • LB • 6-1, 221 • LINCOLN, NEBRASKA

Yr.	G	Tkls	Ast	Sks	TFL-Yd	Int	TD	FF	FR
2007	6	7	5	0	1.5-6	0	0	1	0
2008	12	11	4	0	1-2	1	1	1	1
2009	13	5	3	0	0-0	0	0	0	0
Totals	31	23	12	0	2.5-8	1	1	2	1

⇒ SCHMIDT, MAL • WR • 6-2, 180 • AMES, IOWA

Yr.	G	Rec	Yds	Ypr	TD	Lng	Ypg	Att	Yds	TD	Lng
1951		33	547	16.6	5			0	0	0	
Totals		33	547	16.6	5			0	0	0	

⇒ SCHNELL, MAURY • P • 6-0, 193 • CARROLL, IOWA

Yr.	G	P	Yds	Avg	Lng
1950		5	178	34.6	
1951		3	110	36.7	
Totals		8	288	36.0	

⇒ SCHNELL, MAURY • RB • 6-0, 193 • CARROLL, IOWA

Yr.	G	Att	Yds	Ypc	TD	Lng	Ypg	Rec	Yds	TD	Lng
1949		7	39	5.6	1			0	0	0	
1950		131	490	3.7	1			4	52	0	
1951		83	262	3.2	0			4	6	1	
Totals		221	791	3.6	2			8	58	1	

⇒ SCHNOOR, JON • P • 6-0, 169 • ALTOONA, IOWA

Yr.	G	P	Yds	Avg	Lng
1990	11	36	1475	41.0	69
1991	11	59	2324	39.4	61
1992	11	54	2216	41.0	65
Totals	33	149	6015	40.4	69



⇒**SCHOON, GREG • DL • 6-3, 285 • SIOUX RAPIDS, IOWA**

Yr.	G	Tkls	Ast	Sks	TFL-Yd	Int	TD	FF	FR
1994	1	2	1	0	0-0	0	0	0	0
1995	9	59	33	0	7-11	0	0	2	0
1996	11	65	35	0	2-5	0	0	2	0
1997	11	65	38	2	5-32	0	0	0	0
Totals	32	191	107	2	14-48	0	0	4	0

⇒**SCHREIBER, LARRY • PK • 6-2, 200 • SIOUX CITY, IOWA**

Yr.	G	PAT	Att	Pct	FG	FGA	Pct	Lng	TP
1960		1	3	.333	2	3	.667		13
1961		17	19	.895	2	3	.667		23
1962		24	26	.923	1	3	.333		33
Totals		42	48	.875	5	9	.556		69

⇒**SCHREIBER, LARRY • WR • 6-2, 200 • SIOUX CITY, IOWA**

Yr.	G	Rec	Yds	Ypr	TD	Lng	Ypg	Att	Yds	TD
1960		1	20	20.0	1			0	0	0
1961		1	5	5.0	0			0	0	0
1962		8	167	20.1	1			0	0	0
Totals		10	192	19.2	2			0	0	0

⇒**SCHROEDER, KEITH • LB • 6-0, 210 • DAVENPORT, IOWA**

Yr.	G	Tkls	Ast	Sks	TFL-Yd	Int	TD	FF	FR
1969		70	44			1	1		1
1970		161	92			0	0		2
1971		155	73			1	0		2
Totals		386	209			2	1		5

⇒**SCHULTE, PAUL • TE • 6-3, 222 • DES MOINES, IOWA**

Yr.	G	Rec	Yds	Ypr	TD	Lng	Ypg	Att	Yds	TD	Lng
1990	7	7	46	6.6	0	5	6.6	0	0	0	0
1991	11	15	189	12.6	1	25	17.2	0	0	0	0
Totals	18	22	235	10.7	1	25	13.1	0	0	0	0

⇒**SCHULTING, TOM • WR • 5-11, 176 • WALNUT CREEK, CALIFORNIA**

Yr.	G	Rec	Yds	Ypr	TD	Lng	Ypg	Att	Yds	TD	Lng
1986	11	16	234	14.6	2	31	21.3	0	0	0	0
1987	11	31	443	14.3	1	42	40.3	0	0	0	0
Totals	22	47	677	14.4	3	42	30.8	0	0	0	0

⇒**SCHULZ, SCOTT • DL • 6-4, 244 • PALATINE, ILLINOIS**

Yr.	G	Tkls	Ast	Sks	TFL-Yd	Int	TD	FF	FR
1991	5	18	10	0	0-0	0	0	0	1
1993	11	44	24	2.5	6.5-36	0	0	1	0
Totals	16	62	34	2.5	6.5-36	0	0	1	1

⇒**SCHWARTZ, RON • WR • 6-1, 195 • SKOKIE, ILLINOIS**

Yr.	G	Rec	Yds	Ypr	TD	Lng	Ypg	Att	Yds	TD	Lng
1955		3	23	7.7	0			0	0	0	
1956		2	24	12.0	0			0	0	0	
Totals		5	47	9.4	0			0	0	0	

⇒**SCHWARTZ, JEREMIAH • RB • 5-11, 232 • ORLANDO, FLORIDA**

Yr.	G	Att	Yds	Ypc	TD	Lng	Ypg	Rec	Yds	TD	Lng
2009	8	71	264	3.7	0	23	33.0	1	30	0	30
Totals	8	71	264	3.7	0	23	33.0	1	30	0	30

⇒**SCHWARTZ, MIKE • DB • 6-0, 176 • DES MOINES, IOWA**

Yr.	G	Tkls	Ast	Sks	TFL-Yd	Int	TD	FF	FR
1976		7	2		0-0	1	0	1	0
1977		111	58		0-0	1	1	1	1
1978		93	50		0-0	2	0	0	1
1979		88	39		1-1	4	0	1	4
Totals		299	149		1-1	8	1	3	6



ENCYCLOPEDIA

⇒SCHWEICKERT, JOHN • RB • 5-10, 180 • PERU, ILLINOIS

Yr.	G	Att	Yds	Ypc	TD	Lng	Ypg	Rec	Yds	TD	Lng
1954		6	8	1.3	0			1	7	0	
1955		3	13	4.3	0			0	0	0	
Totals		9	21	2.3	0			1	7	0	

⇒SCHWEIZER, JOHN • DB • 5-11, 170 • BURLINGTON, IOWA

Yr.	G	Tkls	Ast	Sks	TFL-Yd	Int	TD	FF	FR
1970		68	37			1	0		0
1971		73	33			6	0		0
1972		86	37			5	1		0
Totals		224	107			12	1		0

⇒SCOTT, ANTHONY • DL • 6-4, 253 • ALTON, ILLINOIS

Yr.	G	Tkls	Ast	Sks	TFL-Yd	Int	TD	FF	FR
1991	11	8	3	2	2-9	0	0	1	0
1992	8	18	14	0	2-2	0	0	0	1
1993	11	47	17	3	11-55	0	0	0	1
1994	11	62	28	0	7-13	0	0	2	0
Totals	41	135	62	5	22-79	0	0	3	2

⇒SCOTT, WILLIE • DL • 6-2, 224 • ORLANDO, FLORIDA

Yr.	G	Tkls	Ast	Sks	TFL-Yd	Int	TD	FF	FR
2009	3	0	0	0	0-0	0	0	0	0
2010	3	2	1	0	0-0	0	0	0	0
2011	13	34	21	1	4.5-20	0	0	0	1
2012	13	37	16	1	2-7	1	0	0	1
2013	11	28	8	2	4.5-20	0	0	2	1
Totals	43	101	46	4	11-47	1	0	2	3

⇒SEABROOKE, JACK • RB • 6-0, 227 • DES MOINES, IOWA

Yr.	G	Att	Yds	Ypc	TD	Lng	Ypg	Rec	Yds	TD	Lng
1977		5	30	6.0	0	13		0	0	0	0
1978		49	165	3.4	1	14		0	0	0	0
1979		105	441	4.2	2	30		9	52	0	11
1980		49	229	4.7	3	19		0	0	0	0
Totals	208	865	4.2	6	30			9	52	0	11

⇒SEELEY, KANE • LB • 6-2, 235 • PERRY, IOWA

Yr.	G	Tkls	Ast	Sks	TFL-Yd	Int	TD	FF	FR
2013	12	2	1	0	0-0	0	0	0	0
2014	12	52	28	0	1.0-1	0	0	1	0
2015	12	23	11	0	0-0	0	0	1	0
2016	12	78	36	2.0	7.0-17	1	0	0	0
Totals	48	155	76	2.0	8.0-18	1	0	2	0

⇒SEGIN, KENNY • TE • 6-5, 255 • ANKENY, IOWA

Yr.	G	Rec	Yds	Ypr	TD	Lng	Ypg	Att	Yds	TD	Lng
2002	11	2	26	13.0	0	31	2.4	0	0	0	0
2003	12	2	43	21.5	0	36	3.6	0	0	0	0
2004	8	0	0	0	0	0	0	0	0	0	0
Totals	31	4	69	17.2	0	36	2.2	0	0	0	0

⇒SEILER, MARVIN • QB • 5-11, 187 • JOLIET, ILLINOIS

Yr.	G	Att	Com	Int	Pct	Yds	TD	Lng	Rat	Ypg	Att	Yds	TD	Lng
1990	2	3	2	0	.667	44	0	23	189.9	22.0	4	-16	0	1
1991	6	20	8	1	.400	84	0	17	65.3	14.0	18	10	0	16
1992	7	39	24	1	.615	286	2	37	134.9	40.9	74	269	0	78
Totals	15	62	34	2	.548	414	2	37	115.1	27.6	96	263	0	78

⇒SETTLE, MARK • LB • 6-3, 218 • NEVADA, IOWA

Yr.	G	Tkls	Ast	Sks	TFL-Yd	Int	TD	FF	FR
1975		32	18			1	0	0	0
1976		38	13		2-11	2	0	0	0
1977		110	53		2-5	1	0	1	1
Totals		180	84		4-16	4	0	1	1



⇒**SHAEFFER, GAGE • DB • 5-11, 199 • EDEN PRAIRIE, MINNESOTA**

Yr.	G	Tkls	Ast	Sks	TFL-Yd	Int	TD	FF	FR
2011	4	0	0	0	0-0	0	0	0	0
2012	13	23	8	0	0-0	0	0	1	0
2013	5	2	1	0	0-0	0	0	0	0
Totals	22	25	9	0	0-0	0	0	1	0

⇒**SHANE, MIKE • LB • 6-2, 210 • SWEETSER, INDIANA**

Yr.	G	Tkls	Ast	Sks	TFL-Yd	Int	TD	FF	FR
1987	10	47	21	0	1-3	0	0	0	0
1988	8	116	50	2	3-22	1	0	3	3
1989	9	68	42	0	1-1	2	0	0	0
Totals	27	231	113	2	5-26	3	0	3	3

⇒**SHEFFEY, TERRY • DB • 6-0, 200 • PITTSBURGH, PENNSYLVANIA**

Yr.	G	Tkls	Ast	Sks	TFL-Yd	Int	TD	FF	FR
1985	9	3	1	0	0-0	0	0	0	0
1986	11	51	14	0	3-12	0	0	0	1
Totals	20	54	15	0	3-12	0	0	0	1

⇒**SHELDRUP, JOHN • P • 6-4, 215 • OAK PARK, ILLINOIS**

Yr.	G	P	Yds	Avg	Lng
1956		18	592	32.9	
1958		10	362	36.2	
Totals		28	954	34.1	

⇒**SHELDRUP, JOHN • PK • 6-4, 215 • OAK PARK, ILLINOIS**

Yr.	G	PAT	Att	Pct	FG	FGA	Pct	Lng	TP
1956		6	8	.750					6
Totals		6	8	.750					6

⇒**SHELDRUP, JOHN • WR • 6-4, 210 • OAK PARK, ILLINOIS**

Yr.	G	Rec	Yds	Ypr	TD	Lng	Ypg	Att	Yds	TD	Lng
1955		3	31	10.3	0			0	0	0	
1956		6	140	23.3	0			0	0	0	
Totals		9	171	19.0	0			0	0	0	

⇒**SHOEMAKE, REGGIE • P • 5-10, 165 • LAUREL, MISSISSIPPI**

Yr.	G	P	Yds	Avg	Lng
1970		41	1520	37.0	
1971		8	240	30.0	51
Totals		49	1760	35.9	51

⇒**SHOEMAKE, REGGIE • PK • 5-10, 165 • LAUREL, MISSISSIPPI**

Yr.	G	PAT	Att	Pct	FG	FGA	Pct	Lng	TP
1970		24	27	.889	12	21	.571		60
1971		26	27	.963	9	13	.692		53
Totals		50	54	.926	21	34	.618		113

⇒**SHUDAK, JEFF • PK • 5-10, 175 • COUNCIL BLUFFS, IOWA**

Yr.	G	PAT	Att	Pct	FG	FGA	Pct	Lng	TP
1987		11	17	1.000	20	25	.800	50	77
1988		11	19	.905	12	17	.706	55	55
1989		11	29	.967	7	10	.700	50	50
1990		11	27	1.000	19	27	.704	53	84
Totals		44	92	.968	58	79	.734	55	266

⇒**SHUPE, PAUL • RB • 5-11, 180 • CHARITON, IOWA**

Yr.	G	Att	Yds	Ypc	TD	Lng	Ypg	Rec	Yds	TD	Lng
1951		1	-3	-3.0	0			0	0	0	
1952		43	108	2.5	0			5	16	0	
1956		24	60	2.5	0			3	91	0	
Totals		68	165	2.4	0			8	107	0	



ENCYCLOPEDIA

⇒SIMON, HENRY • DL • 6-3, 290 • CHULA VISTA, CALIFORNIA

Yr.	G	Tkls	Ast	Sks	TFL-Yd	Int	TD	FF	FR
2011	10	5	1	0	0.5-2	0	0	0	0
2012	13	18	17	0	0.5-1	0	0	0	0
Totals	23	23	18	0	1-3	0	0	0	0

⇒SIMONDS, JEFF • DB • 6-1, 182 • ROCKFORD, ILLINOIS

Yr.	G	Tkls	Ast	Sks	TFL-Yd	Int	TD	FF	FR
1966		23	12			4	1		1
1967		66	27			4	0		4
1968		13	6			1	0		0
Totals		102	45			9	1		5

⇒SIMS, DAVID • DB • 5-9, 204 • GAINESVILLE, FLORIDA

Yr.	G	Tkls	Ast	Sks	TFL-Yd	Int	TD	FF	FR
2009	13	88	44	0	3.5-8	5	0	3	1
2010	12	96	41	0	1-1	1	0	3	1
Totals	25	184	85	0	4.5-9	6	0	6	2

⇒SINGLETON, CHRIS • DB • 5-10, 194 • FORT MYERS, FLORIDA

Yr.	G	Tkls	Ast	Sks	TFL-Yd	Int	TD	FF	FR
2005	10	6	2	0	0-0	0	0	0	0
2006	12	48	11	0	0-0	2	0	0	0
2007	12	52	14	0	1-3	4	1	0	0
2008	12	31	6	0	3-7	0	0	1	1
Totals	46	137	33	0	4-10	6	1	1	1

⇒SINGLETON, VERNON • LB • 6-1, 231 • LOS ANGELES, CALIFORNIA

Yr.	G	Tkls	Ast	Sks	TFL-Yd	Int	TD	FF	FR
1984	11	21	9	0	0-0	0	0	0	0
Totals	11	21	9	0	0-0	0	0	0	0

⇒SKRIPSKY, VERN • PK • 6-3, 200 • CEDAR RAPIDS, IOWA

Yr.	G	PAT	Att	Pct	FG	FGA	Pct	Lng	TP
1967		11	11	1.000	3	7	.429		20
1968		7	10	.700	3	7	.429		16
1969		17	19	.895	5	11	.455		32
Totals		35	40	.875	11	25	.440		68

⇒SLOTH, RYAN • DB • 5-8, 184 • BELMOND, IOWA

Yr.	G	Tkls	Ast	Sks	TFL-Yd	Int	TD	FF	FR
1999	11	49	12	1	1-8	1	0	0	1
2000	9	16	3	2	2-20	0	0	1	0
Totals	20	65	15	3	3-28	1	0	1	1

⇒SMITH, BILL • RB • 6-2, 196 • GRUNDY CENTER, IOWA

Yr.	G	Att	Yds	Ypc	TD	Lng	Ypg	Rec	Yds	TD	Lng
1960		6	19	3.2	0			0	0	0	
1961		4	21	5.3	0			0	0	0	
Totals		10	40	4.0	0			0	0	0	

⇒SMITH, DONNIE • QB • 5-9, 175 • HUNTINGTON BEACH, CALIFORNIA

Yr.	G	Att	Com	Int	Pct	Yds	TD	Lng	Rat	Ypg	Att	Yds	TD	Lng
1992	6	38	14	8	.368	224	1	43	52.9	37.3	36	89	3	22
Totals	6	38	14	8	.368	224	1	43	52.9	37.3	36	89	3	22

⇒SMITH, FORRY • WR • 6-2, 191 • WATERLOO, IOWA

Yr.	G	Rec	Yds	Ypr	TD	Lng	Ypg	Att	Yds	TD	Lng
1973		1	12	12.0	0	12		0	0	0	0
1974		11	143	13.0	1	20		0	0	0	0
1975		31	493	15.9	2	56		0	0	0	0
Totals		43	648	15.1	3	56		0	0	0	0



SMITH, GREG • WR • 6-0, 176 • HOUSTON, TEXAS

Yr.	G	Rec	Yds	Ypr	TD	Lng	Ypg	Att	Yds	TD	Lng
1978		5	91	18.2	0	22		4	24	0	10
1979		14	213	15.2	0	43		4	16	0	5
Totals		19	304	16.0	0	43		8	40	0	10

⇒ **SMITH, JAMES • DB • 5-9, 189 • COUNCIL BLUFFS, IOWA**

Yr.	G	Tkls	Ast	Sks	TFL-Yd	Int	TD	FF	FR
2006	5	6	2	0	0-0	0	0	0	0
2007	12	79	24	1	4.5-9	2	0	2	2
2008	11	85	27	0	1-1	0	0	1	1
2009	13	92	39	0	0.5-1	1	0	1	3
Totals	41	262	92	1	6-11	3	0	4	6

⇒ **SMITH, JESSE • LB • 6-0, 231 • ALTOONA, IOWA**

Yr.	G	Tkls	Ast	Sks	TFL-Yd	Int	TD	FF	FR
2006	11	7	3	0	0-0	0	0	0	1
2007	12	79	43	1	3.5-11	0	0	2	0
2008	12	84	41	0	5-17	0	0	2	2
2009	13	135	64	0	5-8	2	0	2	0
Totals	48	305	151	1	13.5-36	2	0	6	3

⇒ **SMITH, JOHNNY • DB • 5-11, 170 • BRADENTON, FLORIDA**

Yr.	G	Tkls	Ast	Sks	TFL-Yd	Int	TD	FF	FR
2000	4	5	2	0	0-0	0	0	0	0
2001	7	25	7	0	1-1	1	0	0	0
2002	9	12	3	0	0-0	0	0	0	1
2003	9	14	4	0	0-0	0	0	0	0
Totals	29	56	16	0	1-1	1	0	0	1

⇒ **SMITH, KOREY • DL • 6-4, 245 • KIRKWOOD, MISSOURI**

Yr.	G	Tkls	Ast	Sks	TFL-Yd	Int	TD	FF	FR
2003	8	10	5	0	0-0	0	0	0	0
2004	10	3	2	0	0-0	0	0	0	0
2005	7	1	0	0	0-0	0	0	0	0
Totals	25	14	7	0	0-0	0	0	0	0

⇒ **SMITH, TYSON • DL • 6-2, 240 • DES MOINES, IOWA**

Yr.	G	Tkls	Ast	Sks	TFL-Yd	Int	TD	FF	FR
2000	9	4	2	0	0-0	0	0	0	0
2001	11	58	24	1	3.5-14	0	0	0	0
2002	14	104	29	6	9.5-28	0	0	1	0
2003	1	8	1	0	0-0	0	0	0	0
2004	10	51	24	5.5	12-61	1	0	1	0
Totals	45	225	80	12.5	25-103	1	0	2	0

⇒ **SMOLDT, DAVID • DL • 6-4, 232 • GRUNDY CENTER, IOWA**

Yr.	G	Tkls	Ast	Sks	TFL-Yd	Int	TD	FF	FR
1981		5	3		0-0	0	0	0	0
Totals		5	3		0-0	0	0	0	0

⇒ **SMOLDT, DAVID • TE • 6-4, 232 • GRUNDY CENTER, IOWA**

Yr.	G	Rec	Yds	Ypr	TD	Lng	Ypg	Att	Yds	TD	Lng
1983		12	113	9.4	1	22		0	0	0	0
1984		26	251	9.7	2	23		0	0	0	0
Totals		38	364	9.6	3	23		0	0	0	0

⇒ **SNELL, ROY • LB • 6-1, 198 • CANTON, OHIO**

Yr.	G	Tkls	Ast	Sks	TFL-Yd	Int	TD	FF	FR
1968		25	7			0	0	0	0
1969		6	3			0	0	0	0
1970		4	3			0	0	0	0
Totals		35	13			0	0	0	0



ENCYCLOPEDIA

⇒SNOOK, LON • LB • 6-0, 210 • WALLED LAKE, MICHIGAN

Yr.	G	Tkls	Ast	Sks	TFL-Yd	Int	TD	FF	FR
1967		49	21			0	0		1
Totals		49	21			0	0		1

⇒SOBERS, TONY • DL • 6-0, 208 • SYRACUSE, NEW YORK

Yr.	G	Tkls	Ast	Sks	TFL-Yd	Int	TD	FF	FR
1978		8	3		1-1	0	0	0	0
Totals		8	3		1-1	0	0	0	0

⇒SOLOMON, JOHN • RB • 5-8, 179 • CLYDE, NEW YORK

Yr.	G	Att	Yds	Ypc	TD	Lng	Ypg	Rec	Yds	TD	Lng
1974		2	7	3.5	0	5		0	0	0	0
1975		11	17	1.5	0	7		1	8	0	8
1976		4	22	5.5	0	15		1	13	0	13
1977		7	29	4.1	0	7		7	122	0	26
Totals		24	75	3.1	0	15		9	143	0	26

⇒SOUCEK, JON • LB • 5-11, 202 • BLOOMINGTON, MINNESOTA

Yr.	G	Tkls	Ast	Sks	TFL-Yd	Int	TD	FF	FR
1965		7	3			0	0		0
1966		29	19			1	0		0
Totals		36	22			1	0		0

⇒SPARKS, MIKE • LB • 5-10, 184 • NEWTON, IOWA

Yr.	G	Tkls	Ast	Sks	TFL-Yd	Int	TD	FF	FR
1993	10	6	5	0	0-0	0	0	0	1
1994	9	9	3	0	0-0	0	0	0	0
Totals	19	15	8	0	0-0	0	0	0	1

⇒SPAULDING, ROGER • RB • 5-9, 170 • SACO, MAINE

Yr.	G	Att	Yds	Ypc	TD	Lng	Ypg	Rec	Yds	TD	Lng
1957		18	60	3.3	1			3	30	1	
Totals	18	60	3.3	1				3	30	1	

⇒SPEARS JR., MARCEL • LB • 6-1, 222 • OLATHE, KANSAS

Yr.	G	Tkls	Ast	Sks	TFL-Yd	Int	TD	FF	FR
2016	11	4	0	0	0-0	0	0	0	0
Totals	11	4	0	0	0-0	0	0	0	0

⇒SPENCE, LEE • RB • 6-1, 187 • CHEROKEE, IOWA

Yr.	G	Att	Yds	Ypc	TD	Lng	Ypg	Rec	Yds	TD	Lng
1951		1	0	0	0			0	0	0	
1952		44	155	3.5	1			1	14	0	
Totals	45	155	3.4	1				1	14	0	

⇒SPENCER, CHRIS • WR • 6-4, 202 • OMAHA, NEBRASKA

Yr.	G	Rec	Yds	Ypr	TD	Lng	Ypg	Att	Yds	TD	Lng
1990	11	31	485	15.6	0	47	44.1	0	0	0	0
1991	11	25	356	14.2	1	31	32.4	0	0	0	0
1992	11	26	437	16.8	2	45	39.7	0	0	0	0
Totals	33	82	1278	15.6	3	47	38.7	0	0	0	0

⇒SPERLING, DERRICK • RB • 6-3, 232 • AMITYVILLE, NEW YORK

Yr.	G	Att	Yds	Ypc	TD	Lng	Ypg	Rec	Yds	TD	Lng
1984	2	19	53	2.8	0	16	26.5	2	4	0	2
Totals	2	19	53	2.8	0	16	26.5	2	4	0	2

⇒SPREEN, JACK • LB • 6-1, 215 • BEDFORD, INDIANA

Yr.	G	Tkls	Ast	Sks	TFL-Yd	Int	TD	FF	FR
2014	10	0	0	0	0-0	0	0	0	0
2015	10	3	1	0	0-0	0	0	0	0
2016	12	11	2	0	1.0-4	0	0	0	0
Totals	32	14	3	0	1.0-4	0	0	0	0



⇒**SPYKSMA, B.J. • DL • 6-3, 252 • GRIMES, IOWA**

Yr.	G	Tkls	Ast	Sks	TFL-Yd	Int	TD	FF	FR
1992	6	1	0	0	0-0	0	0	0	0
1993	10	21	9	1	1-6	0	0	0	0
1994	11	41	25	0	1-2	0	0	0	0
1995	3	25	15	1	3-10	0	0	0	2
Totals	30	88	49	2	5-18	0	0	0	2

⇒**ST. CLAIR, JEFF • QB • 6-1, 194 • BETTENDORF, IOWA**

Yr.	G	Att	Com	Int	Pct	Yds	TD	Lng	Rat	Ypg	Att	Yds	TD	Lng
1993	3	11	6	0	.545	32	0	22	78.9	10.7	20	125	0	23
1994	8	105	51	5	.486	694	3	62	104.0	86.8	63	87	2	22
1995	10	0	0	0	.000	0	0	0	0.0	0.0	13	-13	0	11
Totals	21	116	57	5	.491	726	3	62	101.6	34.6	96	199	2	23

⇒**STAI DL, AL • LB • 6-0, 200 • LISLE, ILLINOIS**

Yr.	G	Tkls	Ast	Sks	TFL-Yd	Int	TD	FF	FR
1966		2	1			0	0		0
1967		20	10			0	0		0
1968		3	1			0	0		0
Totals		25	12			0	0		0

⇒**STALLWORTH, JEFF • DB • 5-9, 174 • OMAHA, NEBRASKA**

Yr.	G	Tkls	Ast	Sks	TFL-Yd	Int	TD	FF	FR
1979		49	26		3-19	3	0	0	0
1980		6	3		0-0	1	0	0	1
1981		4	3		0-0	0	0	0	1
Totals		59	32		3-19	4	0	0	2

⇒**STANDARD, ROB • RB • 5-10, 213 • ST. LOUIS, MISSOURI**

Yr.	G	Att	Yds	Ypc	TD	Lng	Ypg	Rec	Yds	TD	Lng
2012	3	8	27	3.4	1	12	9.0	0	0	0	0
2013	10	0	0	0	0	0	0	0	0	0	0
Totals	13	8	27	3.4	1	12	2.1	0	0	0	0

⇒**STANLEY, WAYNE • QB • 6-0, 178 • BELLE GLADE, FLORIDA**

Yr.	G	Att	Com	Int	Pct	Yds	TD	Lng	Rat	Ypg	Att	Yds	TD	Lng
1972		7	3	1	.429	22	0		40.7		10	63	1	
1973		116	49	9	.422	723	8		101.8		81	224	3	
1974		121	58	12	.479	842	6	56	102.9		85	119	2	35
1976		146	70	6	.479	1084	11	57	126.9		79	249	4	61
Totals		390	180	28	.462	2671	25	57	110.4		255	655	10	61

⇒**STAWNIAK, TOM • DL • 6-5, 241 • OMAHA, NEBRASKA**

Yr.	G	Tkls	Ast	Sks	TFL-Yd	Int	TD	FF	FR
1987	11	29	11	3	5-13	1	0	0	1
Totals	11	29	11	3	5-13	1	0	0	1

⇒**STAWNIAK, TOM • TE • 6-5, 249 • OMAHA, NEBRASKA**

Yr.	G	Rec	Yds	Ypr	TD	Lng	Ypg	Att	Yds	TD	Lng
1985	11	6	58	9.7	1	18	5.3	0	0	0	0
1986	11	7	75	10.7	1	18	6.8	0	0	0	0
Totals	22	13	133	10.2	2	18	6.0	0	0	0	0

⇒**STEBBENS, JIM • PK • 5-11, 170 • CLINTON, IOWA**

Yr.	G	PAT	Att	Pct	FG	FGA	Pct	Lng	TP
1959	10	11		.909	2	6	.333		16
Totals	10	11		.909	2	6	.333		16

⇒**STEINBACH, CHRIS • RB • 5-10, 175 • YANKTON, SOUTH DAKOTA**

Yr.	G	Att	Yds	Ypc	TD	Lng	Ypg	Rec	Yds	TD	Lng
1947		3	10	3.3	0			0	0	0	
Totals		3	10	3.3	0			0	0	0	



ENCYCLOPEDIA

⇒STENSRUD, ANDY • TE • 6-7, 277 • LAKE MILLS, IOWA

Yr.	G	Rec	Yds	Ypr	TD	Lng	Ypg	Att	Yds	TD	Lng
1997	8	17	277	16.3	3	61	34.6	0	0	0	0
1998	6	8	137	17.1	1	40	22.8	0	0	0	0
1999	4	5	56	11.2	1	25	14.0	0	0	0	0
Totals	18	30	470	15.7	5	61	26.1	0	0	0	0

⇒STENSRUD, MAYNARD • DL • 6-4, 237 • LAKE MILLS, IOWA

Yr.	G	Tkls	Ast	Sks	TFL-Yd	Int	TD	FF	FR
1974		17	11			0	0	0	1
1975		92	32			0	0	1	0
1976		76	36		10-35	1	1	1	1
Totals		185	79		10-35	1	1	2	2

⇒STENSRUD, MIKE • DL • 6-5, 270 • LAKE MILLS, IOWA

Yr.	G	Tkls	Ast	Sks	TFL-Yd	Int	TD	FF	FR
1974		54	29			0	0	2	2
1975		2	2			0	0	0	0
1976		46	25		2-7	0	0	2	0
1977		101	50		14-84	0	0	2	0
1978		86	33		18-62	0	0	3	1
Totals		289	139		34-153	0	0	9	3

⇒STEVENS, YOGI • RB • 5-10, 185 • TAMPA BAY, FLORIDA

Yr.	G	Att	Yds	Ypc	TD	Lng	Ypg	Rec	Yds	TD	Lng
1977		3	20	6.7	0	11		0	0	0	0
Totals		3	20	6.7	0	11		0	0	0	0

⇒STEVENSON, AL • RB • 5-9, 182 • ST. LOUIS, MISSOURI

Yr.	G	Att	Yds	Ypc	TD	Lng	Ypg	Rec	Yds	TD	Lng
1951		24	71	3.0	0			0	0	0	
1952		5	34	6.8	0			1	37	1	
Totals		29	105	3.6	0			1	37	1	

⇒STEWART, TY • P • 5-11, 194 • OMAHA, NEBRASKA

Yr.	G	P	Yds	Avg	Lng
1993	10	2	69	34.5	35
1994	11	1	43	43.0	43
Totals	21	3	112	37.3	43

⇒STEWART, TY • PK • 5-11, 194 • OMAHA, NEBRASKA

Yr.	G	PAT	Att	Pct	FG	FGA	Pct	Lng	TP
1991	11	15	16	.938	12	17	.706	43	51
1992	11	27	27	1.000	10	16	.625	48	57
1993	11	20	22	.909	11	15	.733	58	53
1994	11	15	18	.833	11	20	.550	49	48
Totals	44	77	83	.928	44	68	.647	58	209

⇒STOKES, CLIFF • DB • 6-1, 175 • TALLAHASSEE, FLORIDA

Yr.	G	Tkls	Ast	Sks	TFL-Yd	Int	TD	FF	FR
2012	10	26	7	0	0-0	0	0	0	0
2013	12	3	0	0	0-0	0	0	0	0
Totals	22	29	7	0	0-0	0	0	0	0

⇒STORM, BRAD • LB • 6-0, 212 • BELLE PLAINE, IOWA

Yr.	G	Tkls	Ast	Sks	TFL-Yd	Int	TD	FF	FR
1972		102	44			1	0	0	0
1973		80	34			0	0	3	2
1974		159	76			2	0	4	0
Totals		341	154			3	0	7	2



⇒**STOWE, OTTO - WR - 6-2, 185 - SPRINGFIELD, ILLINOIS**

Yr.	G	Rec	Yds	Ypr	TD	Lng	Ypg	Att	Yds	TD	Lng
1968		34	421	12.4	1			0	0	0	
1969		39	508	13.0	3			5	33	1	
1970		59	822	13.9	6			6	25	0	
Totals		132	1751	13.3	10			11	58	1	

⇒**STRACHAN, MIKE - RB - 6-2, 199 - MIAMI, FLORIDA**

Yr.	G	Att	Yds	Ypc	TD	Lng	Ypg	Rec	Yds	TD	Lng
1972		268	1260	4.7	8			17	141	0	
1973		272	1103	4.1	3			7	55	1	
1974		189	647	3.4	1			6	49	0	
Totals		729	3010	4.1	12			30	245	1	

⇒**STRAIGHT, MATT - DB - 6-0, 194 - LOGAN, IOWA**

Yr.	G	Tkls	Ast	Sks	TFL-Yd	Int	TD	FF	FR
1993	11	8	5	0	0-0	0	0	0	0
1994	11	96	48	1	3-14	1	0	0	0
1995	11	117	43	0	4-8	3	0	1	0
Totals	33	221	96	1	7-22	4	0	1	0

⇒**STUBER, DICK - P - 6-0, 170 - AMES, IOWA**

Yr.	G	P	Yds	Avg	Lng
1953		14	503	35.9	
Totals		14	503	35.9	

⇒**STUBER, DICK - QB - 6-0, 170 - AMES, IOWA**

Yr.	G	Att	Com	Int	Pct	Yds	TD	Lng	Rat	Ypg	Att	Yds	TD	Lng
1953		20	7	1	.350	36	0		40.1		23	-15	0	
Totals		20	7	1	.350	36	0		40.1		23	-15	0	

⇒**STUDNIARZ, LLOYD - DL - 6-3, 234 - CHICAGO, ILLINOIS**

Yr.	G	Tkls	Ast	Sks	TFL-Yd	Int	TD	FF	FR
1977		2	1		0-0	0	0	0	0
1978		18	11		1-1	0	0	0	0
1979		27	10		2-7	0	0	0	1
1980		14	8		4-20	0	0	0	0
Totals		61	30		7-28	0	0	0	1

⇒**STUELKE, JIM - WR - 6-3, 193 - COUNCIL BLUFFS, IOWA**

Yr.	G	Rec	Yds	Ypr	TD	Lng	Ypg	Att	Yds	TD	Lng
1954		3	34	11.3	1			0	0	0	
1955		3	79	26.3	0			0	0	0	
1957		15	226	15.1	1			0	0	0	
Totals		21	339	16.1	2			0	0	0	

⇒**STUREK, STEVE - WR - 5-9, 160 - OMAHA, NEBRESKA**

Yr.	G	Rec	Yds	Ypr	TD	Lng	Ypg	Att	Yds	TD	Lng
1959		4	74	18.5	1			4	16	0	
1961		2	17	8.5	0			0	0	0	
Totals		6	91	15.2	1			4	16	0	

⇒**STURTZ, JIM - RB - 5-9, 175 - BOONE, IOWA**

Yr.	G	Att	Yds	Ypc	TD	Lng	Ypg	Rec	Yds	TD	Lng
1949		2	10	5.0	0			0	0	0	
Totals		2	10	5.0	0			0	0	0	

⇒**SUFFREN, HUGHES - WR - 6-3, 188 - BONNER SPRINGS, MISSOURI**

Yr.	G	Rec	Yds	Ypr	TD	Lng	Ypg	Att	Yds	TD	Lng
1985	10	31	433	14.0	4	67	43.3	0	0	0	0
1987	4	1	64	64.0	1	64	16.0	0	0	0	0
Totals	14	32	497	15.5	5	67	35.5	0	0	0	0



ENCYCLOPEDIA

⇒SULLIVAN, PAUL • QB • 5-9, 180 • CHICAGO, ILLINOIS

Yr.	G	Att	Com	Int	Pct	Yds	TD	Lng	Rat	Ypg	Att	Yds	TD	Lng
1959		10	6	1	.600	91	1		149.4		14	42	1	
1960		6	3	0	.500	51	0		121.4		8	20	0	
Totals		16	9	1	.563	142	1		138.9		22	62	1	

⇒SUMMERS, LAMAR • WR • 6-0, 193 • CHICAGO, ILLINOIS

Yr.	G	Rec	Yds	Ypr	TD	Lng	Ypg	Att	Yds	TD	Lng
1979		7	74	10.6	0	28		4	4	0	6
1981		4	53	13.3	0	17		0	0	0	0
Totals		11	127	11.5	0	28		4	4	0	6

⇒SUMRALL, R.J. • WR • 6-1, 202 • ORLANDO, FLORIDA

Yr.	G	Rec	Yds	Ypr	TD	Lng	Ypg	Att	Yds	TD	Lng
2005	12	20	311	15.6	0	60	25.9	1	-2	0	0
2006	12	25	310	12.4	0	32	25.8	1	-7	0	0
2007	12	54	434	8.0	0	25	36.2	1	-3	0	0
2008	12	57	750	13.2	7	49	62.5	0	0	0	0
Totals	48	156	1805	11.6	7	60	37.6	3	-12	0	0

⇒SUTHERLAND, JIM • P • 5-10, 168 • AMES, IOWA

Yr.	G	P	Yds	Avg	Lng
1946		2	79	39.5	
1948		14	433	30.9	
Totals		16	512	32.0	

⇒SUTHERLAND, JIM • QB • 5-10, 168 • AMES, IOWA

Yr.	G	Att	Com	Int	Pct	Yds	TD	Lng	Rat	Ypg	Att	Yds	TD	Lng
1946		10	2	2	.200	26	0		1.8		0	0	0	
1948		19	5	1	.263	63	1		61.0		1	-4	0	
1949		5	4	0	.800	39	1		211.5		0	0	0	
Totals		34	11	3	.324	128	2		65.7		1	-4	0	

⇒SWALE, MIKE • WR • 6-2, 200 • MASON CITY, IOWA

Yr.	G	Rec	Yds	Ypr	TD	Lng	Ypg	Att	Yds	TD	Lng
1952		1	13	13.0	0			0	0	0	
Totals		1	13	13.0	0			0	0	0	

⇒SWEENEY, JIM • DL • 6-2, 220 • SIOUX CITY, IOWA

Yr.	G	Tkls	Ast	Sks	TFL-Yd	Int	TD	FF	FR
1977		5	3		0-0	0	0	1	0
1978		23	16		0-0	0	0	0	0
1979		21	13		3-5	0	0	0	1
Totals		49	32		3-5	0	0	1	1

⇒SWITZER, LARRY • QB • 6-1, 188 • OSCEOLA, IOWA

Yr.	G	Att	Com	Int	Pct	Yds	TD	Lng	Rat	Ypg	Att	Yds	TD	Lng
1962		39	17	3	.436	325	2		115.1		26	-20	0	
1963		17	3	3	.176	38	0		1.1		16	0	0	
Totals		56	20	6	.357	363	2		80.5		42	-20	0	

⇒SYRIA, MARTINEZ • RB • 6-0, 205 • HUMBLE, TEXAS

Yr.	G	Att	Yds	Ypc	TD	Lng	Ypg	Rec	Yds	TD	Lng
2014	5	20	47	2.3	1	7	9.4	1	6	0	6
Totals	5	20	47	2.3	1	7	9.4	1	6	0	6

⇒SYRIE, KAMARI • DB • 5-10, 200 • HURST, TEXAS

Yr.	G	Tkls	Ast	Sks	TFL-Yd	Int	TD	FF	FR
2014	12	12	3	0	1-1	0	0	0	0
Totals	12	12	3	0	1-1	0	0	0	0

⇒TATE, MICHAEL • DL • 6-4, 285 • TULSA, OKLAHOMA

Yr.	G	Tkls	Ast	Sks	TFL-Yd	Int	TD	FF	FR
2007	1	0	0	0	0-0	0	0	0	0
2008	11	24	11	0	4.5-6	0	0	0	0
Totals	12	24	11	0	4.5-6	0	0	0	0



⇒**TAU'FO'OU, MATT • LB • 5-11, 239 • SAN CARLOS, CALIFORNIA**

Yr.	G	Tkls	Ast	Sks	TFL-Yd	Int	TD	FF	FR
2009	2	1	0	0	0-0	0	0	0	0
2010	5	20	13	0	0.5-0	0	0	0	0
2011	12	72	40	0	4-6	0	0	0	0
Totals	19	93	53	0	4.5-6	0	0	0	0

⇒**TAYLOR, KURTIS • DL • 6-2, 255 • FORT DODGE, IOWA**

Yr.	G	Tkls	Ast	Sks	TFL-Yd	Int	TD	FF	FR
2004	5	0	0	0	0-0	0	0	0	0
2005	12	7	3	0	0-0	0	0	0	0
2007	12	41	19	6.5	8-62	0	0	1	1
2008	12	37	12	5	11-46	1	0	1	0
Totals	41	85	34	11.5	19-108	1	0	2	1

⇒**TAYLOR, MICHAEL • DL • 6-4, 211 • DETROIT, MICHIGAN**

Yr.	G	Tkls	Ast	Sks	TFL-Yd	Int	TD	FF	FR
1984	10	14	11	0	1-3	0	0	0	0
1985	11	4	0	0	0-0	0	0	0	0
Totals	21	18	11	0	1-3	0	0	0	0

⇒**TAYLOR, TRENT • DE • 6-2, 267 • LAKELAND, FLORIDA**

Yr.	G	Tkls	Ast	Sks	TFL-Yd	Int	TD	FF	FR
2014	12	37	19	2	5-14	0	0	0	0
2015	9	11	5	1	3-15	0	0	0	0
Totals	21	48	24	3	8-29	0	0	0	0

⇒**TEBRINK, TIM • DL • 6-4, 295 • ALTON, IOWA**

Yr.	G	Tkls	Ast	Sks	TFL-Yd	Int	TD	FF	FR
2001	8	12	7	0	0-0	0	0	1	0
2002	14	49	28	1.5	3.5-11	0	0	2	1
2003	11	8	5	0	0-0	0	0	0	0
2004	12	13	6	0.5	0-0	0	0	0	0
Totals	45	82	46	2	3.5-11	0	0	3	1

⇒**TERRY, WAYE • QB • 6-3, 207 • VALLEY CITY, NORTH DAKOTA**

Yr.	G	Att	Com	Int	Pct	Yds	TD	Lng	Rat	Ypg	Att	Yds	TD	Lng
2003	6	96	42	4	.438	415	2	62	78.6	69.2	40	74	1	13
Totals	6	96	42	4	.438	415	2	62	78.6	69.2	40	74	1	13

⇒**THARPE, NIGEL • DL • 6-3, 290 • DETROIT, MICHIGAN**

Yr.	G	Tkls	Ast	Sks	TFL-Yd	Int	TD	FF	FR
1997	11	29	16	1	1-11	0	0	0	0
1998	11	20	7	1	2-11	0	0	0	0
1999	11	33	21	1	4-15	0	0	1	0
2000	11	35	20	0	2-6	0	0	0	0
Totals	44	117	64	3	9-43	0	0	1	0

⇒**THIBODEAUX, PAUL • RB • 5-11, 188 • CHICAGO, ILLINOIS**

Yr.	G	Att	Yds	Ypc	TD	Lng	Ypg	Rec	Yds	TD	Lng
1987	9	14	114	8.1	1	73	12.7	1	15	0	15
1988	5	11	107	9.7	2	67	21.4	1	14	0	14
1989	11	29	134	4.6	2	17	12.2	2	-1	0	3
Totals	25	54	355	6.6	5	73	14.2	4	28	0	15

⇒**THIES, GREG • DL • 6-5, 250 • CRESCO, IOWA**

Yr.	G	Tkls	Ast	Sks	TFL-Yd	Int	TD	FF	FR
1972	3	1				0	0	0	0
Totals	3	1				0	0	0	0

⇒**THOMAS, CLINT • LB • 6-2, 220 • ROCKPORT, MISSOURI**

Yr.	G	Tkls	Ast	Sks	TFL-Yd	Int	TD	FF	FR
1993	11	23	10	0	1-3	0	0	0	0
1994	9	39	22	0	1-2	0	0	0	0
Totals	9	39	22	0	1-2	0	0	0	0



ENCYCLOPEDIA

⇒THOMAS, JHAUSTIN • DE • 6-6, 275 • ATLANTA, GEORGIA

Yr.	G	Tkls	Ast	Sks	TFL-Yd	Int	TD	FF	FR
2015	8	15	6	1.0	2.5-11	0	0	0	0
2016	12	23	5	3.0	9.5-34	1	0	0	0
Totals	20	38	11	4.0	12.0-45	1	0	0	0

⇒THOMAS, JOSHUA • RB • 5-11, 224 • BUFORD, GEORGIA

Yr.	G	Att	Yds	Ypc	TD	Lng	Ypg	Rec	Yds	TD	Lng
2015	12	75	295	3.9	7	42	24.6	4	33	0	14
Totals	12	75	295	3.9	7	42	24.6	4	33	0	14

⇒THOMAS, KIRK • RB • 5-11, 210 • SPRINGFIELD, ILLINOIS

Yr.	G	Att	Yds	Ypc	TD	Lng	Ypg	Rec	Yds	TD	Lng
1983	7	2	-6	-3.0	0	0	-0.9	2	14	0	9
1984	6	5	14	2.8	0	6	2.3	1	3	1	3
1985	11	103	326	3.2	0	17	29.6	17	159	1	22
Totals	24	110	334	3.0	0	17	13.9	20	176	2	22

⇒THOMAS, STEVE • LB • 6-2, 236 • CINCINNATI, OHIO

Yr.	G	Tkls	Ast	Sks	TFL-Yd	Int	TD	FF	FR
1982		15	7	0	0-0	0	0	0	0
1983	8	15	10	1	3-12	0	0	0	0
Totals		30	17	1	3-12	0	0	0	0

⇒THOMPSON, JIM • P • 6-4, 210 • ANKENY, IOWA

Yr.	G	P	Yds	Avg	Lng
1984	11	85	3157	37.1	72
Totals	11	85	3157	37.1	72

⇒THOMPSON, TYEASE • RB • 5-10, 180 • LAKE LAND, FLORIDA

Yr.	G	Att	Yds	Ypc	TD	Lng	Ypg	Rec	Yds	TD	Lng
2004	11	21	77	3.7	0	13	7.0	2	-3	0	1
Totals	11	21	77	3.7	0	13	7.0	2	-3	0	1

⇒TIDD, KIM • WR • 6-0, 185 • MARSHALLTOWN, IOWA

Yr.	G	Rec	Yds	Ypr	TD	Lng	Ypg	Att	Yds	TD	Lng
1952		3	37	12.3	0				0	0	0
1953		10	226	22.6	1			1	10	0	
1954		0	0	0	0			20	128	0	
Totals		13	263	20.2	1			21	138	0	

⇒TILLER, JEROME • QB • 6-3, 204 • SAN ANTONIO, TEXAS

Yr.	G	Att	Com	Int	Pct	Yds	TD	Lng	Rat	Ypg	Att	Yds	TD	Lng
2009	7	73	41	4	.562	376	1	47	93.0	53.7	44	216	2	20
2011	8	82	39	0	.476	363	1	39	88.8	45.4	42	66	0	21
2012	13	1	0	0	0	0	0	0	0.0	0	0	0	0	0
Totals	28	156	80	4	.513	739	2	47	90.2	26.4	86	282	2	21

⇒TILLER, JEROME • WR • 6-3, 204 • SAN ANTONIO, TEXAS

Yr.	G	Rec	Yds	Ypr	TD	Lng	Ypg	Att	Yds	TD	Lng
2012	13	18	174	9.7	1	20	13.4	0	0	0	0
Totals	13	18	174	9.7	1	20	13.4	0	0	0	0

⇒TIMMONS, MARC • DB • 5-8, 162 • BRADENTON, FLORIDA

Yr.	G	Tkls	Ast	Sks	TFL-Yd	Int	TD	FF	FR
2000	10	58	19	0	0-0	3	1	0	1
2001	11	74	10	0	1-1	2	0	0	0
2002	13	36	8	0	0-0	1	0	2	0
2003	12	80	26	0	3-9	2	0	0	2
Totals	46	248	63	0	4-10	8	1	2	3

⇒TISDALE, OBERT • DB • 6-2, 193 • WATERLOO, IOWA

Yr.	G	Tkls	Ast	Sks	TFL-Yd	Int	TD	FF	FR
1970		60	39			0	0		3
Totals		60	39			0	0		3



⇒TISDALE, OBERT • QB • 6-2, 190 • WATERLOO, IOWA

Yr.	Att	Com	Int	Pct	Yds	TD	Rat	Att	Yds	TD
1968	25	8	3	.320	140	1	68.2	23	46	1
1969	189	79	10	.418	896	5	79.8	151	-50	4
Totals	214	87	13	.407	1036	6	78.4	174	-4	5

⇒TITUS, LOWELL • WR • 6-0, 190 • DES MOINES, IOWA

Yr.	G	Rec	Yds	Ypr	TD	Lng	Ypg	Att	Yds	TD	Lng
1950		1	19	19.0	0		0	0	0	0	
Totals		1	19	19.0	0			0	0	0	

⇒TRAUSCH, MERLIN • DL • 6-3, 226 • BRYAN, OHIO

Yr.	G	Tkls	Ast	Sks	TFL-Yd	Int	TD	FF	FR
1965		7	4			0	0		0
Totals		7	4			0	0		0

⇒TRENT, VERNELL • DL • 6-3, 275 • JACKSONVILLE, FLORIDA

Yr.	G	Tkls	Ast	Sks	TFL-Yd	Int	TD	FF	FR
2014	12	10	5	0	0.5-0	0	0	0	0
2015	12	8	6	0	0-0	0	0	1	0
2016	12	11	5	0	0.5-1	0	0	0	0
Totals	36	29	16	0	1.0-1	0	0	1	0

⇒TRIBUNE, NIGEL • DB • 5-11, 195 • JACKSONVILLE, FLORIDA

Yr.	G	Tkls	Ast	Sks	TFL-Yd	Int	TD	FF	FR
2013	10	30	6	0	0-0	1	0	0	0
2014	11	64	15	0	2-2	3	0	0	0
2015	11	37	8	0	1-3	0	0	2	2
2016	10	14	2	0	0.5-0	0	0	0	0
Totals	42	145	31	0	3.5-5	4	0	2	2

⇒TRIEB, DARRIN • LB • 6-3, 210 • CHICAGO, ILLINOIS

Yr.	G	Tkls	Ast	Sks	TFL-Yd	Int	TD	FF	FR
1986	11	80	32	3	13-60	0	0	3	2
Totals	11	80	32	3	13-60	0	0	3	2

⇒TROYAN, RON • LB • 6-0, 214 • LOVELAND, OHIO

Yr.	G	Tkls	Ast	Sks	TFL-Yd	Int	TD	FF	FR
1980		14	4		0-0	0	0	0	0
Totals		14	4		0-0	0	0	0	0

⇒TRYON, MIKE • QB • 6-1, 188 • AMES, IOWA

Yr.	G	Att	Com	Int	Pct	Yds	TD	Lng	Rat	Ypg	Att	Yds	TD	Lng
1975		8	3	2	.375	51	0	34	41.1		12	51	0	18
1976		13	7	1	.538	95	1	17	125.2		13	31	0	15
1977		4	0	1	.000	0	0	0	-50		3	-2	0	7
Totals		25	10	4	.400	146	1	34	70.3		28	80	0	18

⇒TUCKER, DEMOND • DL • 6-0, 295 • HAZELHURST, MISSISSIPPI

Yr.	G	Tkls	Ast	Sks	TFL-Yd	Int	TD	FF	FR
2015	12	28	10	6	13.0-51	0	0	1	0
2016	12	45	25	0	4.0-9	0	0	0	0
Totals	24	73	35	6	17.0-60	0	0	1	0

⇒TUCKER, TONY • DB • 6-0, 182 • HAMPTON, VIRGINIA

Yr.	G	Tkls	Ast	Sks	TFL-Yd	Int	TD	FF	FR
1984	9	22	14	0	0-0	0	0	0	0
1985	6	15	6	0	0-0	0	0	0	1
Totals	15	37	20	0	0-0	0	0	0	1

⇒TURK, MIKE • DL • 6-1, 188 • EUCLID, OHIO

Yr.	G	Tkls	Ast	Sks	TFL-Yd	Int	TD	FF	FR
1965		9	7			0	0		0
Totals		9	7			0	0		0



ENCYCLOPEDIA

⇒TURNER, AB • LB • 6-0, 220 • EL CAJON, CALIFORNIA

Yr.	G	Tkls	Ast	Sks	TFL-Yd	Int	TD	FF	FR
1998	11	61	15	0	4-9	0	0	0	0
1999	9	41	13	0	0-0	1	0	0	0
2000	11	71	26	1	5-10	0	0	0	0
Totals	31	173	54	1	9-19	1	0	0	0

⇒TURNER, GEOFF • WR • 5-8, 184 • URBANDALE, IOWA

Yr.	G	Rec	Yds	Ypr	TD	Lng	Ypg	Att	Yds	TD	Lng
1994	11	21	236	11.2	0	26	21.5	3	15	0	9
Totals	11	21	236	11.2	0	26	21.5	3	15	0	9

⇒TURNER, PAUL • WR • 6-1, 175 • MASSILLON, OHIO

Yr.	G	Rec	Yds	Ypr	TD	Lng	Ypg	Att	Yds	TD	Lng
1982		2	35	17.5	0	20		0	0	0	0
Totals		2	35	17.5	0	20		0	0	0	0

⇒TWEETEN, RAY • P • 6-3, 204 • WASHINGTON, IOWA

Yr.	G	P	Yds	Avg	Lng
1955		6	237	39.5	
Totals		6	237	39.5	

⇒TYSON, MIKE • RB • 5-11, 190 • CHARLESTON, WEST VIRGINIA

Yr.	G	Att	Yds	Ypc	TD	Lng	Ypg	Rec	Yds	TD	Lng
1973		67	316	4.7	0			1	5	0	5
Totals		67	316	4.7	0			1	5	0	5

⇒ULRICH, CHRIS • RB • 5-9, 211 • FORT DODGE, IOWA

Yr.	G	Att	Yds	Ypc	TD	Lng	Ypg	Rec	Yds	TD	Lng
1992	10	103	474	4.6	3	35	47.4	7	38	0	13
1993	9	79	336	4.3	1	27	37.3	3	25	0	10
Totals	19	182	810	4.5	4	35	42.6	10	63	0	13

⇒UTTER, BOB • QB • 5-10, 184 • ST. CLAIR SHORES, MICHIGAN

Yr.	G	Att	Com	Int	Pct	Yds	TD	Lng	Rat	Ypg	Att	Yds	TD	Lng
1990	7	64	39	0	.609	511	2	43	136.2	73.0	30	45	1	16
1991	2	28	16	3	.571	186	0	27	91.5	93.0	12	26	1	10
1992	7	86	50	5	.581	712	2	83	123.7	101.7	89	161	3	27
1993	10	105	60	9	.571	893	6	77	130.3	89.3	99	383	4	50
Totals	26	283	165	17	.583	2302	10	83	126.3	88.5	230	615	9	50

⇒VALASA, JOHN • DB • 6-2, 196 • ROSELLE PARK, NEW JERSEY

Yr.	G	Tkls	Ast	Sks	TFL-Yd	Int	TD	FF	FR
1975		7	2			0	0	0	0
Totals		7	2			0	0	0	0

⇒VAN DER KAMP, KIRBY • P • 6-4, 211 • WEST DES MOINES, IOWA

Yr.	G	P	Yds	Avg	Lng
2010	11	60	2710	45.2	74
2011	13	68	2901	42.7	67
2012	13	77	3157	41.0	60
2013	12	84	3493	41.6	65
Totals	49	289	12261	42.4	74

⇒VAN GALDER, TIM • QB • 6-2, 179 • MADISON, WISCONSIN

Yr.	G	Att	Com	Int	Pct	Yds	TD	Lng	Rat	Ypg	Att	Yds	TD	Lng
1964		105	35	6	.333	354	0		50.2		27	10	0	
1965		228	100	14	.439	1418	6		92.5		84	148	3	
1966		245	124	16	.506	1645	6		102.0		117	104	5	
Totals		578	259	36	.448	3417	12		88.9		228	262	8	



⇒VAUGHN, TOM • RB • 5-11, 195 • TROY, OHIO

Yr.	G	Att	Yds	Ypc	TD	Lng	Ypg	Rec	Yds	TD	Lng
1962		104	597	5.7	9			1	18	0	
1963		190	795	4.2	9			2	15	0	
1964		129	497	3.9	4			5	48	0	
Totals		423	1889	4.7	22			8	81	0	

⇒VIECELI, LOU • LB • 5-9, 197 • SOUTH HOLLAND, ILLINOIS

Yr.	G	Tkls	Ast	Sks	TFL-Yd	Int	TD	FF	FR
1977		1	1		0-0	0	0	0	0
1978		9	4		2-5	0	0	0	0
1979		84	44		5-10	0	0	0	1
1980		27	10		0-0	0	0	0	1
Totals		121	59		7-15	0	0	0	2

⇒VIERS, BOYD • LB • 6-1, 230 • OMAHA, NEBRASKA

Yr.	G	Tkls	Ast	Sks	TFL-Yd	Int	TD	FF	FR
2002	1	0	0	0	0-0	0	0	0	0
2003	8	15	6	0	0-0	0	0	0	0
2004	5	8	5	0	0-0	0	0	0	0
Totals	14	23	11	0	0-0	0	0	0	0

⇒VOETBERG, BOB • WR • 6-2, 185 • TRAER, IOWA

Yr.	G	Rec	Yds	Ypr	TD	Lng	Ypg	Att	Yds	TD	Lng
1950		2	23	11.5	0			0	0	0	
1951		17	210	12.4	2			0	0	0	
Totals		19	233	12.3	2			0	0	0	

⇒VOLKENS, CRAIG • DL • 6-2, 210 • REINBECK, IOWA

Yr.	G	Tkls	Ast	Sks	TFL-Yd	Int	TD	FF	FR
1975		5	1			0	0	0	0
1976		50	21		3-8	0	0	2	2
1977		69	33		10-55	0	0	1	0
Totals		124	55		13-63	0	0	3	2

⇒VONDRA, CHARLES • LB • 6-0, 200 • AMES, IOWA

Yr.	G	Tkls	Ast	Sks	TFL-Yd	Int	TD	FF	FR
1987	10	42	12	0	2-4	1	0	0	0
1988	11	29	17	0	0-0	0	0	0	0
1989	11	73	36	0	1-7	1	0	0	1
Totals	32	144	65	0	3-11	2	0	0	1

⇒VONDRAK, GREG • LB • 6-2, 210 • SIOUX CITY, IOWA

Yr.	G	Tkls	Ast	Sks	TFL-Yd	Int	TD	FF	FR
1972		40	17			1	0		1
Totals		40	17			1	0		1

⇒VOY, TERRY • DL • 6-0, 202 • ACKLEY, IOWA

Yr.	G	Tkls	Ast	Sks	TFL-Yd	Int	TD	FF	FR
1966		64	43			0	0	0	0
1968		13	8			0	0	0	0
Totals		77	51			0	0	0	0

⇒WADE, MICHAEL • WR • 5-10, 186 • NORTH CHICAGO, ILLINOIS

Yr.	G	Rec	Yds	Ypr	TD	Lng	Ypg	Att	Yds	TD	Lng
1980		1	5	5.0	0	5		19	111	1	23
1981		27	343	12.7	0	57		5	30	0	14
1982		13	223	17.2	1	33		5	-4	0	10
1983		1	17	17.0	0	17		0	0	0	0
Totals		42	588	14.0	1	57		29	137	1	23

⇒WAGER, DICK • RB • 5-11, 176 • DAVENPORT, IOWA

Yr.	G	Att	Yds	Ypc	TD	Lng	Ypg	Rec	Yds	TD	Lng
1953		5	19	3.8	0			1	-11	0	
Totals		5	19	3.8	0			1	-11	0	



ENCYCLOPEDIA

⇒WAGGONER, J.D. • DE • 6-3, 255 • DALLAS, TEXAS

Yr.	G	Tkls	Ast	Sks	TFL-Yd	Int	TD	FF	FR
2015	12	23	11	1.0	3.0-4	0	0	0	0
2016	5	12	5	1.0	2.0-7	0	0	0	0
Totals	17	35	16	2.0	5.0-11	0	0	0	0

⇒WAGNER, MICHAEL • RB • 5-7, 188 • WEST COVINA, CALIFORNIA

Yr.	G	Att	Yds	Ypc	TD	Lng	Ypg	Rec	Yds	TD	Lng
1999	1	6	30	5.0	0	17	30.0	0	0	0	0
2000	10	85	396	4.7	5	66	39.6	2	14	1	13
2001	11	47	113	2.4	1	13	10.3	0	0	0	0
2002	13	153	542	3.5	7	28	41.7	14	41	0	18
2003	12	96	420	4.4	3	32	35.0	10	41	0	11
Totals	47	387	1501	3.9	16	66	31.9	26	96	1	18

⇒WALKER, BO • QB • 6-0, 170 • OTTUMWA, IOWA

Yr.	G	Att	Com	Int	Pct	Yds	TD	Lng	Rat	Ypg	Att	Yds	TD	Lng
1952	8	2	1	.250	1	0			1.1		11	77	0	
Totals	8	2	1	.250	1	0			1.1		11	77	0	

⇒WALKER, DERRICK • LB • 6-2, 235 • HOUSTON, TEXAS

Yr.	G	Tkls	Ast	Sks	TFL-Yd	Int	TD	FF	FR
2000	11	61	25	2	3-27	0	0	1	1
Totals	11	61	25	2	3-27	0	0	1	1

⇒WALKER, DERRICK • QB • 6-2, 235 • HOUSTON, TEXAS

Yr.	G	Att	Com	Int	Pct	Yds	TD	Lng	Rat	Ypg	Att	Yds	TD	Lng
1999	5	18	9	2	.500	106	0	50	77.2	21.2	15	70	0	14
Totals	5	18	9	2	.500	106	0	50	77.2	21.2	15	70	0	14

⇒WALKER, GEORGE • DB • 6-3, 212 • CHICAGO, ILLINOIS

Yr.	G	Tkls	Ast	Sks	TFL-Yd	Int	TD	FF	FR
1982		39	14	1	1-12	1	0	0	0
1983	11	54	25	0	0-0	4	0	1	1
1984	9	13	6	0	0-0	0	0	1	1
Totals	20	106	45	1	1-12	5	0	2	2

⇒WALKER, GEORGE • WR • 6-3, 212 • CHICAGO, ILLINOIS

Yr.	G	Rec	Yds	Ypr	TD	Lng	Ypg	Att	Yds	TD	Lng
1980		3	41	13.7	0	15		0	0	0	0
Totals		3	41	13.7	0	15		0	0	0	0

⇒WALKER, SHAWN • DB • 5-11, 167 • KANSAS CITY, MISSOURI

Yr.	G	Tkls	Ast	Sks	TFL-Yd	Int	TD	FF	FR
1989	4	8	2	0	0-0	0	0	0	0
1990	10	43	16	0	1-1	1	0	1	0
1991	11	38	14	0	1-1	0	0	0	0
1992	11	49	17	0	1-7	2	0	0	0
Totals	36	138	49	0	3-9	3	0	1	0

⇒WALLACE, SENECA • QB • 5-10, 193 • SACRAMENTO, CALIFORNIA

Yr.	G	Att	Com	Int	Pct	Yds	TD	Lng	Rat	Ypg	Att	Yds	TD	Lng
2001	11	269	167	9	.621	2044	11	54	132.7	185.8	114	475	7	60
2002	14	443	244	18	.551	3245	15	60	119.7	231.8	123	437	8	48
Totals	25	712	411	27	.577	5289	26	60	124.6	211.6	237	912	15	60

⇒WALLER, ANDY • DL • 6-2, 212 • POYNETTE, WISCONSIN

Yr.	G	Tkls	Ast	Sks	TFL-Yd	Int	TD	FF	FR
1968		60	33			0	0		1
1969		42	22			0	0		0
Totals		102	55			0	0		1



⇒WALTER, MARV • RB • 6-0, 200 • NORTHBORO, IOWA

Yr.	G	Att	Yds	Ypc	TD	Lng	Ypg	Rec	Yds	TD	Lng
1955		20	81	4.1	0			1	20	0	
1956		56	183	3.3	2			2	7	0	
Totals		76	264	3.5	2			3	27	0	

⇒WARDER, JOHN • QB • 6-0, 187 • PHOENIX, ARIZONA

Yr.	G	Att	Com	Int	Pct	Yds	TD	Lng	Rat	Ypg	Att	Yds	TD	Lng
1966		7	3	2	.429	32	0		24.1		24	40	0	
1967		196	80	14	.408	949	3		72.3		181	271	3	
1968		201	89	9	.443	1184	7		96.3		151	355	3	
Totals		404	172	25	.426	2165	10		83.4		356	666	6	

⇒WARDLAW, STEVE • DB • 5-10, 181 • ABBEVILLE, SOUTH CAROLINA

Yr.	G	Tkls	Ast	Sks	TFL-Yd	Int	TD	FF	FR
1970		17	7			1	0		1
1971		7	2			1	0		0
Totals		24	9			2	0		1

⇒WARMACK, HUSSEIN • RB • 6-3, 237 • DETROIT, MICHIGAN

Yr.	G	Att	Yds	Ypc	TD	Lng	Ypg	Rec	Yds	TD	Lng
1989	6	9	29	3.2	0	13	4.8	0	0	0	0
1990	4	4	19	4.8	0	13	4.8	7	127	1	30
1991	3	0	0	0	0	0	0	0	0	0	0
1993	11	26	114	4.4	0	21	10.4	1	4	0	4
Totals	24	39	162	4.2	0	21	6.8	8	131	1	30

⇒WARREN, CURTIS • RB • 6-0, 205 • GARDENA, CALIFORNIA

Yr.	G	Att	Yds	Ypc	TD	Lng	Ypg	Rec	Yds	TD	Lng
1986	11	30	148	4.9	2	58	13.5	6	48	0	14
1988	10	93	387	4.2	3	25	38.7	2	10	0	6
Totals	21	123	535	4.3	5	58	25.4	8	58	0	14

⇒WARREN, MIKE • RB • 6-0, 205 • LAWTON, OKLAHOMA

Yr.	G	Att	Yds	Ypc	TD	Lng	Ypg	Rec	Yds	TD	Lng
2015	12	227	1339	5.9	5	76	111.6	14	70	0	22
2016	11	134	559	4.2	3	20	50.8	12	98	0	38
Totals	23	361	1898	5.3	8	76	82.5	26	168	0	38

⇒WASHINGTON, CHRIS • LB • 6-4, 219 • CHICAGO, ILLINOIS

Yr.	G	Tkls	Ast	Sks	TFL-Yd	Int	TD	FF	FR
1980		8	7		0-0	0	0	0	0
1981		168	58		5-13	0	0	3	0
1982		147	49	1	3-8	1	0	0	0
1983	11	134	66	0	3-9	0	0	1	1
Totals		457	180	1	11-30	1	0	4	1

⇒WASHINGTON, JACQUES • DB • 6-1, 220 • OWASSO, OKLAHOMA

Yr.	G	Tkls	Ast	Sks	TFL-Yd	Int	TD	FF	FR
2010	9	12	5	0	0-0	0	0	0	0
2011	13	90	28	1	1-10	1	0	1	1
2012	13	90	37	0	2-4	3	0	1	0
2013	12	119	40	1	5-15	2	0	0	2
Totals	47	311	110	2	8-29	6	0	2	3

⇒WASHINGTON, JERRY • DB • 6-0, 194 • PEORIA, ILLINOIS

Yr.	G	Tkls	Ast	Sks	TFL-Yd	Int	TD	FF	FR
1977		10	8		2-3	0	0	1	0
1978		59	30		2-32	0	0	0	0
Totals		69	38		4-35	0	0	1	0



ENCYCLOPEDIA

⇒ WASHINGTON, TONY • DB • 6-1, 178 • DEARBORN, MICHIGAN

Yr.	G	Tkls	Ast	Sks	TFL-Yd	Int	TD	FF	FR
1968		75	47			3	0		2
1969		75	45			5	0		2
1970		92	49			6	0		2
Totals		242	141			14	0		6

⇒ WATERS, JEFF • DB • 6-2, 184 • CARSON, CALIFORNIA

Yr.	G	Tkls	Ast	Sks	TFL-Yd	Int	TD	FF	FR
1998	11	93	36	0	0-0	0	0	1	2
1999	11	107	36	0	1-9	2	0	1	0
Totals	22	200	72	0	1-9	2	0	2	2

⇒ WATKINS, DAN • DL • 6-2, 225 • CHICAGO, ILLINOIS

Yr.	G	Tkls	Ast	Sks	TFL-Yd	Int	TD	FF	FR
1989	8	29	17	0	0-0	0	0	0	0
1990	5	47	17	0	2-3	0	0	0	0
1991	8	49	21	4	7-19	0	0	0	1
1992	10	56	29	7	8-66	0	0	0	0
Totals	31	181	84	11	17-88	0	0	0	1

⇒ WATKINS, TOM • RB • 6-0, 182 • CHICAGO, ILLINOIS

Yr.	G	Att	Yds	Ypc	TD	Lng	Ypg	Rec	Yds	TD	Lng
1958		20	74	3.7	0			4	88	1	
1959		161	843	5.2	8			2	32	0	
1960		163	688	4.2	9			1	8	0	
Totals		344	1605	4.7	17			7	128	1	

⇒ WATLEY, TYRONE • WR • 5-9, 187 • TULARE, CALIFORNIA

Yr.	G	Rec	Yds	Ypr	TD	Lng	Ypg	Att	Yds	TD	Lng
1996	11	27	419	15.5	4	45	38.1	0	0	0	0
1997	11	50	827	16.5	8	81	75.2	0	0	0	0
Totals	22	77	1246	16.2	12	81	56.6	0	0	0	0

⇒ WATSABAUGH, JIM • RB • 5-11, 180 • OMAHA, NEBRASKA

Yr.	G	Att	Yds	Ypc	TD	Lng	Ypg	Rec	Yds	TD	Lng
1959		4	15	3.8	0			0	0	0	
Totals		4	15	3.8	0			0	0	0	

⇒ WATSON, AL • RB • 6-1, 211 • OMAHA, NEBRASKA

Yr.	G	Att	Yds	Ypc	TD	Lng	Ypg	Rec	Yds	TD	Lng
1982	2	3	34	11.3	1	25	17.0	0	0	0	0
1983	4	12	59	4.9	1	24	14.8	0	0	0	0
1984	4	36	109	3.0	1	13	27.3	3	18	0	12
1985	5	35	88	2.5	1	10	17.6	4	40	0	12
Totals	15	86	290	3.4	4	25	19.3	7	58	0	12

⇒ WATSON, JANSEN • DB • 5-9, 174 • KISSIMMEE, FLORIDA

Yr.	G	Tkls	Ast	Sks	TFL-Yd	Int	TD	FF	FR
2010	9	9	3	0	0-0	0	0	0	0
2011	13	12	4	0	0-0	0	0	0	0
2012	10	41	8	0	0.5-3	0	0	0	0
2013	10	29	9	0	2.5-4	1	0	1	0
Totals	42	91	24	0	3-7	1	0	1	0

⇒ WAUGH, HARRY • PK • 6-1, 224 • BURLINGTON, IOWA

Yr.	G	PAT	Att	Pct	FG	FGA	Pct	Lng	TP
1949		2	5	.400					2
Totals		2	5	.400					2

⇒ WEBB, DON • WR • 5-10, 172 • JEFFERSON CITY, MISSOURI

Yr.	G	Rec	Yds	Ypr	TD	Lng	Ypg	Att	Yds	TD	Lng
1958		4	79	19.8	0			40	208	1	
1959		24	309	12.9	2			0	0	0	
1960		13	203	15.6	2			0	0	0	
Totals		41	591	14.4	4			40	208	1	



⇒ **WEBER, VIC • RB • 6-1, 182 • HARLAN, IOWA**

Yr.	G	Att	Yds	Ypc	TD	Lng	Ypg	Rec	Yds	TD	Lng
1946		1	4	4.0	0			5	50	0	
1947		74	249	3.4	0			8	119	2	
Totals		75	253	3.4	0			13	169	2	

⇒ **WEBSTER, LESLIE • RB • 5-11, 195 • OMAHA, NEBRASKA**

Yr.	G	Att	Yds	Ypc	TD	Lng	Ypg	Rec	Yds	TD	Lng
1965		137	498	3.6	5			7	93	0	
1966		149	572	3.8	6			7	56	0	
1967		109	322	3.0	2			6	57	0	
Totals		395	1392	3.5	13			20	206	0	

⇒ **WEEKS, BILL • QB • 6-0, 160 • HAMPTON, IOWA**

Yr.	G	Att	Com	Int	Pct	Yds	TD	Lng	Rat	Ypg	Att	Yds	TD	Lng
1948		54	23	4	.426	257	1		73.9		12	-58	0	
1949		176	79	10	.449	1247	7		106.2		53	10	4	
1950		220	116	16	.527	1552	9		110.9		58	121	6	
Totals		450	218	30	.484	3056	17		104.6		123	73	10	

⇒ **WEIDEMANN, STEVE • DL • 6-3, 200 • DOWS, IOWA**

Yr.	G	Tkls	Ast	Sks	TFL-Yd	Int	TD	FF	FR
1977		28	9		1-6	0	0	0	0
1978		105	63		7-30	0	0	0	2
Totals		133	72		8-36	0	0	0	2

⇒ **WEIFORD, ERIC • LB • 5-11, 215 • OELWEIN, IOWA**

Yr.	G	Tkls	Ast	Sks	TFL-Yd	Int	TD	FF	FR
1998	3	4	2	0	0-0	0	0	0	0
1999	11	67	25	1	3-12	0	0	0	1
2000	6	8	2	0	0-0	0	0	0	0
Totals	20	79	29	1	3-12	0	0	0	1

⇒ **WEIR, CHRIS • DL • 6-1, 269 • MIAMI, FLORIDA**

Yr.	G	Tkls	Ast	Sks	TFL-Yd	Int	TD	FF	FR
2007	5	3	1	0	0.5-0	0	0	0	0
2008	8	7	4	0	0-0	0	0	0	0
Totals	13	10	5	0	0.5-0	0	0	0	0

⇒ **WELDING, CHAD • DB • 6-6, 198 • SIOUX CITY, IOWA**

Yr.	G	Tkls	Ast	Sks	TFL-Yd	Int	TD	FF	FR
1987	10	34	14	0	0-0	0	0	0	0
Totals	10	34	14	0	0-0	0	0	0	0

⇒ **WERON, STEVE • DB • 5-11, 207 • ST. CHARLES, ILLINOIS**

Yr.	G	Tkls	Ast	Sks	TFL-Yd	Int	TD	FF	FR
1989	6	10	6	0	0-0	0	0	0	0
1990	4	8	5	0	0-0	0	0	0	0
1991	9	10	3	0	0-0	0	0	0	0
Totals	19	28	14	0	0-0	0	0	0	0

⇒ **WESLEY, JAUAN • WR • 5-11, 181 • MARKHAM, ILLINOIS**

Yr.	G	Rec	Yds	Ypr	TD	Lng	Ypg	Att	Yds	TD	Lng
2014	8	10	107	10.7	0	33	13.4	1	-3	0	-3
2015	10	30	301	10.0	2	41	30.1	3	7	0	11
Totals	18	40	408	10.2	2	41	22.7	4	4	0	11

⇒ **WEST, JARVIS • WR • 5-7, 171 • ST. PETERSBURG, FLORIDA**

Yr.	G	Rec	Yds	Ypr	TD	Lng	Ypg	Att	Yds	TD	Lng
2011	13	25	141	5.6	0	19	10.8	4	6	0	4
2012	13	31	290	9.4	3	23	22.3	7	26	1	19
2013	8	15	105	7.0	1	15	13.1	1	0	0	0
2014	11	46	349	7.6	1	45	31.7	1	4	0	4
Totals	45	117	885	7.6	5	45	19.7	13	36	1	19



ENCYCLOPEDIA

⇒ WHITAKER, CHRIS • LB • 5-10, 232 • EAST ST. LOUIS, ILLINOIS

Yr.	G	Tkls	Ast	Sks	TFL-Yd	Int	TD	FF	FR
1999	10	32	11	2	5-30	0	0	0	0
2000	9	39	12	1	3-11	0	0	0	0
2001	1	4	0	0	0-0	0	0	0	0
2002	12	33	12	1	2-2	0	0	0	0
2003	12	35	9	0	2-5	0	0	0	0
Totals	44	143	44	4	12-48	0	0	0	0

⇒ WHITE, DARIUS • DE • 6-1, 251 • PALMETTO, FLORIDA

Yr.	G	Tkls	Ast	Sks	TFL-Yd	Int	TD	FF	FR
2013	1	0	0	0	0-0	0	0	0	1
2014	12	15	6	0	1-1	0	0	0	0
2015	11	9	4	0	0-0	0	0	0	0
Totals	24	24	10	0	1-1	0	0	0	1

⇒ WHITE, JAMES • RB • 5-8, 192 • DALLAS, TEXAS

Yr.	G	Att	Yds	Ypc	TD	Lng	Ypg	Rec	Yds	TD	Lng
2010	8	5	12	2.4	0	4	1.5	1	5	0	0
2011	13	159	743	4.7	8	76	57.2	21	165	1	25
2012	11	99	505	5.1	2	56	45.9	20	137	0	42
2013	11	32	118	3.7	1	11	10.7	11	90	1	32
Totals	43	295	1378	4.7	11	76	32.0	53	397	2	42

⇒ WHITE, RICK • DL • 6-0, 200 • BURLINGTON, IOWA

Yr.	G	Tkls	Ast	Sks	TFL-Yd	Int	TD	FF	FR
1976		21	13		0-0	0	0	2	0
1977		88	47		3-7	0	0	3	0
1978		92	46		17-72	0	0	4	1
Totals		201	106		20-79	0	0	9	1

⇒ WHITVER, JACK • WR • 5-10, 183 • GRINELL, IOWA

Yr.	G	Rec	Yds	Ypr	TD	Lng	Ypg	Att	Yds	TD	Lng
2000	2	1	8	8.0	0	0	4.0	0	0	0	0
2001	11	21	272	13.0	3	54	24.7	0	0	0	0
2002	14	52	685	13.3	0	42	48.9	1	12	0	12
Totals	27	74	965	13.0	3	54	35.7	1	12	0	12

⇒ WILCOX, TOM • DL • 6-3, 225 • WATERLOO, IOWA

Yr.	G	Tkls	Ast	Sks	TFL-Yd	Int	TD	FF	FR
1971		23	15			0	0		1
Totals		23	15			0	0		1

⇒ WILHELM, SY • WR • 6-5, 198 • LEMARS, IOWA

Yr.	G	Rec	Yds	Ypr	TD	Lng	Ypg	Att	Yds	TD	Lng
1948		7	49	7.0	1				0	0	0
1950		38	443	11.7	1				0	0	0
Totals		45	492	10.9	2				0	0	0

⇒ WILKE, DOUG • DL • 6-4, 212 • MAUSTON, WISCONSIN

Yr.	G	Tkls	Ast	Sks	TFL-Yd	Int	TD	FF	FR
1972		37	17			0	0		3
1973		7	1			0	0		0
Totals		44	18			0	0		3

⇒ WILKINSON, CHUCK • DL • 6-1, 205 • DOWNERS GROVE, ILLINOIS

Yr.	G	Tkls	Ast	Sks	TFL-Yd	Int	TD	FF	FR
1968		45	27			1	0		2
1969		23	9			1	0		0
1970		63	38			1	0		2
Totals		131	74			3	0		4



⇒ **WILKINSON, RON • RB • 5-11, 185 • LOS ANGELES, CALIFORNIA**

Yr.	G	Att	Yds	Ypc	TD	Lng	Ypg	Rec	Yds	TD	Lng
1988	6	22	117	5.3	0	63	19.5	2	32	0	25
1989	10	51	293	5.7	3	35	29.3	9	63	0	15
Totals	16	73	410	5.6	3	63	25.6	11	95	0	25

⇒ **WILLER, WENDELL • P • 5-10, 155 • TIPTON, IOWA**

Yr.	G	P	Yds	Avg	Lng
1946		2	96	48.0	
Totals	2	96	48.0		

⇒ **WILLER, WENDELL • QB • 5-10, 155 • TIPTON, IOWA**

Yr.	G	Att	Com	Int	Pct	Yds	TD	Lng	Rat	Ypg	Att	Yds	TD	Lng
1946		25	7	2	.280	125	1		67.2		16	57	0	
Totals	25	7	2	.280	125	1	67.2	16	57	0				

⇒ **WILLIAMS, BOB • DB • 5-11, 175 • OMAHA, NEBRASKA**

Yr.	G	Tkls	Ast	Sks	TFL-Yd	Int	TD	FF	FR
1968		75	44			0	0	0	1
1969		72	37			0	0	2	
1970		4	1			0	0	0	
Totals	151	82	0	0	0	0	0	3	

⇒ **WILLIAMS, DRENARD • DB • 5-11, 177 • BEAUMONT, TEXAS**

Yr.	G	Tkls	Ast	Sks	TFL-Yd	Int	TD	FF	FR
2006	11	19	5	0	0-0	0	0	0	1
2007	5	6	0	0	0-0	0	0	0	0
Totals	16	25	5	0	0-0	0	0	0	1

⇒ **WILLIAMS, ED • WR • 6-3, 197 • OPA-LOCKA, FLORIDA**

Yr.	G	Rec	Yds	Ypr	TD	Lng	Ypg	Att	Yds	TD	Lng
1994	11	13	186	14.3	0	30	16.9	1	-3	0	-3
1995	11	46	639	13.9	7	90	58.1	1	7	0	7
1996	10	34	491	14.4	3	59	49.1	0	0	0	0
1997	10	39	534	13.7	5	75	53.4	0	0	0	0
Totals	42	132	1850	14.0	15	90	44.0	2	4	0	7

⇒ **WILLIAMS, JAKE • WR • 6-2, 203 • WEST DES MOINES, IOWA**

Yr.	G	Rec	Yds	Ypr	TD	Lng	Ypg	Att	Yds	TD	Lng
2008	4	0	0	0	0	0	0	0	0	0	0
2009	13	36	403	11.2	5	47	31.0	0	0	0	0
2010	12	35	404	11.5	4	39	33.7	0	0	0	0
Totals	29	71	807	11.4	9	47	27.8	0	0	0	0

⇒ **WILLIAMS, JASON • RB • 6-2, 200 • OMAHA, NEBRASKA**

Yr.	G	Att	Yds	Ypc	TD	Lng	Ypg	Rec	Yds	TD	Lng
1990	4	19	137	7.2	0	43	34.3	1	16	0	16
Totals	4	19	137	7.2	0	43	34.3	1	16	0	16

⇒ **WILLIAMS, KEVIN • DB • 5-10, 175 • SAN DIEGO, CALIFORNIA**

Yr.	G	Tkls	Ast	Sks	TFL-Yd	Int	TD	FF	FR
1983	9	31	13	1	2-16	1	0	1	1
1984	11	55	22	0	1-3	2	0	0	0
Totals	20	86	35	1	3-19	3	0	1	1

⇒ **WILLIAMS, LESTER • DL • 6-1, 227 • CEDAR RAPIDS, IOWA**

Yr.	G	Tkls	Ast	Sks	TFL-Yd	Int	TD	FF	FR
1982		65	36	2	6-42	0	1	0	2
1983	11	91	48	7	18-81	0	0	1	1
1984	11	98	60	3	4-21	0	0	0	1
1985	11	75	41	2	6-21	1	0	1	0
Totals	329	185	14	34-165	1	1	2	4	



ENCYCLOPEDIA

⇒ WILLIAMS, LOPEZ • DB • 5-10, 180 • DUARTE, CALIFORNIA

Yr.	G	Tkls	Ast	Sks	TFL-Yd	Int	TD	FF	FR
1987	11	51	22	0	1-2	2	0	0	0
Totals	11	51	22	0	1-2	2	0	0	0

⇒ WILLIAMS, MARK • DB • 6-3, 186 • DES MOINES, IOWA

Yr.	G	Tkls	Ast	Sks	TFL-Yd	Int	TD	FF	FR
1972		1	0			0	0		0
1973		25	13			0	0	0	0
1975		3	2			0	0	0	0
1976		60	30		6-22	1	0	1	2
Totals		89	45		6-22	1	0	1	2

⇒ WILLIAMS, MIKE • RB • 5-11, 191 • BOWIE, MARYLAND

Yr.	G	Att	Yds	Ypc	TD	Lng	Ypg	Rec	Yds	TD	Lng
1974		98	468	4.8	0	50		4	34	0	15
1975		165	781	4.7	6	57		1	8	0	8
Totals		263	1249	4.7	6	57		5	42	0	15

⇒ WILLIAMS, OTIS • RB • 5-11, 181 • LIMA, OHIO

Yr.	G	Att	Yds	Ypc	TD	Lng	Ypg	Rec	Yds	TD	Lng
1962		4	55	13.8	0			1	40	1	
1963		57	185	3.2	0			0	0	0	
1964		9	38	4.2	1			2	-2	0	
Totals		70	278	4.0	1			3	38	1	

⇒ WILLIAMS, SCOTT • DB • 6-2, 180 • URBANDALE, IOWA

Yr.	G	Tkls	Ast	Sks	TFL-Yd	Int	TD	FF	FR
1982		7	3	0	0-0	0	0	0	0
1983	6	9	8	0	0-0	0	0	0	0
Totals		16	11	0	0-0	0	0	0	0

⇒ WILLIAMS, SHERMAN • RB • 5-7, 169 • OMAHA, NEBRASKA

Yr.	G	Att	Yds	Ypc	TD	Lng	Ypg	Rec	Yds	TD	Lng
1989	1	12	68	5.7	1	18	68.0	0	0	0	0
1990	8	92	309	3.4	3	30	38.6	14	163	0	39
1991	8	52	206	4.0	0	22	25.8	3	2	0	4
1992	10	52	214	4.1	4	24	21.4	1	-3	0	-3
Totals	27	208	797	3.8	8	30	29.5	18	162	0	39

⇒ WILLIAMS, TRACY • DB • 6-0, 220 • SPRING, TEXAS

Yr.	G	Tkls	Ast	Sks	TFL-Yd	Int	TD	FF	FR
1994	2	2	2	0	0-0	0	0	0	0
1995	11	6	1	0	0-0	0	0	0	0
1996	9	65	27	0	0-0	2	1	0	1
1997	3	7	2	0	1-2	0	0	0	1
Totals	25	80	32	0	1-2	2	1	0	2

⇒ WILLIAMS, TYRONE • WR • 5-10, 173 • OAK PARK, ILLINOIS

Yr.	G	Rec	Yds	Ypr	TD	Lng	Ypg	Att	Yds	TD	Lng
1989	11	13	282	21.7	1	42	25.6	0	0	0	0
Totals	11	13	282	21.7	1	42	25.6	0	0	0	0

⇒ WILTSIE, LEROY • WR • 6-3, 217 • DES MOINES, IOWA

Yr.	G	Rec	Yds	Ypr	TD	Lng	Ypg	Att	Yds	TD	Lng
1946		3	39	13.0	0			0	0	0	
Totals		3	39	13.0	0			0	0	0	

⇒ WILTZ, JOMAL • DB • 5-10, 178 • GALENA PARK, TEXAS

Yr.	G	Tkls	Ast	Sks	TFL-Yd	Int	TD	FF	FR
2015	12	41	13	0	0-0	0	0	0	0
2016	12	49	17	0.5	2.0-9	2	0	0	0
Totals	24	90	30	0.5	2.0-9	2	0	0	0



⇒ **WIMBERLY, AARON • RB • 5-9, 177 • SNELLVILLE, GEORGIA**

Yr.	G	Att	Yds	Ypc	TD	Lng	Ypg	Rec	Yds	TD	Lng
2013	10	141	567	4.0	2	35	56.7	18	211	2	58
2014	11	147	642	4.4	7	30	58.4	27	222	1	21
Totals	21	288	1209	4.2	9	35	57.6	45	433	3	58

⇒ **WINGENDER, JIM • RB • 6-1, 204 • OMAHA, NEBRASKA**

Yr.	G	Att	Yds	Ypc	TD	Lng	Ypg	Rec	Yds	TD	Lng
1973		1	4	4.0	0	4		0	0	0	0
1974		38	161	4.2	0	19		2	29	0	20
1975		195	1070	5.5	3	64		4	18	0	12
Totals	234	1235	5.3	3	64			6	47	0	20

⇒ **WINSTEAD, JID • WR • 6-3, 195 • ROGERSVILLE, TENNESSEE**

Yr.	G	Rec	Yds	Ypr	TD	Lng	Ypg	Att	Yds	TD	Lng
1958		2	86	43.0	1				0	0	0
Totals	2	86	43.0	1				0	0	0	

⇒ **WIPERT, JIM • LB • 5-11, 205 • IRONTON, OHIO**

Yr.	G	Tkls	Ast	Sks	TFL-Yd	Int	TD	FF	FR
1965		65	45			0	0	0	0
Totals	65	45				0	0	0	0

⇒ **WITHROW, MARK • LB • 6-1, 205 • EDINA, MINNESOTA**

Yr.	G	Tkls	Ast	Sks	TFL-Yd	Int	TD	FF	FR
1968		100	58			3	0	2	
1969		103	63			3	0	0	
1970		101	72			3	0	0	
Totals	304	193				9	0	2	

⇒ **WODKA, JEFF • TE • 6-5, 236 • DES MOINES, IOWA**

Yr.	G	Rec	Yds	Ypr	TD	Lng	Ypg	Att	Yds	TD	Lng
1982		3	24	8.0	0	14		0	0	0	0
1983		9	69	7.7	2	20		1	3	1	3
1984	11	6	56	9.3	0	13		0	0	0	0
1985	11	35	390	11.1	0	36		0	0	0	0
Totals	53	539	10.2	2	36			1	3	1	3

⇒ **WOODLEY, JOE • LB • 5-11, 227 • WEST DES MOINES, IOWA**

Yr.	G	Tkls	Ast	Sks	TFL-Yd	Int	TD	FF	FR
2001	11	4	3	0	0-0	0	0	0	0
2002	10	17	7	0	0-0	0	0	1	0
2003	12	68	31	0	3-7	2	0	0	0
Totals	33	89	41	0	3-7	2	0	1	0

⇒ **WOODLEY, JOE • RB • 5-10, 227 • WEST DES MOINES, IOWA**

Yr.	G	Att	Yds	Ypc	TD	Lng	Ypg	Rec	Yds	TD	Lng
2000	11	8	18	2.3	2	6	1.6	0	0	0	0
2001	11	5	6	1.2	2	2	0.5	0	0	0	0
Totals	22	13	24	1.8	4	6	1.1	0	0	0	0

⇒ **WOODS, WALKER • DB • 5-11, 192 • WAUKEE, IOWA**

Yr.	G	Tkls	Ast	Sks	TFL-Yd	Int	TD	FF	FR
2011	13	5	1	0	0-0	0	0	0	0
2012	13	7	2	0	0-0	0	0	0	0
Totals	26	12	3	0	0-0	0	0	0	0

⇒ **WOODS III, WALTER • DL • 6-0, 318 • PALMDALE, CALIFORNIA**

Yr.	G	Tkls	Ast	Sks	TFL-Yd	Int	TD	FF	FR
2010	1	0	0	0	0-0	0	0	0	0
2011	12	4	1	0	2-3	0	0	0	1
2012	13	8	2	1	3-8	0	0	0	0
2013	9	4	2	0	.5-1	0	0	0	0
Totals	35	16	5	1	5.5-12	0	0	0	1



ENCYCLOPEDIA

⇒WOODY, JEFF • RB • 5-9, 174 • PLEASANT HILL, IOWA

Yr.	G	Att	Yds	Ypc	TD	Lng	Ypg	Rec	Yds	TD	Lng
2010	12	47	191	4.1	1	16	15.9	0	0	0	0
2011	13	90	381	4.2	6	25	29.3	4	30	0	14
2012	13	40	193	4.8	2	43	14.8	3	9	2	8
2013	12	30	74	2.5	5	16	6.2	0	0	0	0
Totals	50	207	839	4.1	14	43	16.8	7	39	2	14

⇒WORD, MATT • LB • 6-0, 235 • MIAMI, FLORIDA

Yr.	G	Tkls	Ast	Sks	TFL-Yd	Int	TD	FF	FR
1999	10	22	8	0	2-2	0	0	0	0
2000	11	63	22	1	5-14	0	0	0	0
2001	11	108	31	3	10.5-49	1	1	1	1
2002	14	139	49	2	8-22	0	0	3	0
Totals	46	332	110	6	25.5-87	1	1	4	1

⇒WORSHAM, DAVID • QB • 6-2, 200 • SAN ANTONIO, TEXAS

Yr.	G	Att	Com	Int	Pct	Yds	TD	Lng	Rat	Ypg	Att	Yds	TD	Lng
1980		22	8	3	.364	130	0	30	58.7		14	-49	1	7
Totals		22	8	3	.364	130	0	30	58.7		14	-49	1	7

⇒WOSTOUPAL, MEL • WR • 6-2, 195 • WEST POINT, NEBRASKA

Yr.	G	Rec	Yds	Ypr	TD	Lng	Ypg	Att	Yds	TD	Lng
1954		12	151	12.6	0			0	0	0	
1955		2	9	4.5	0			0	0	0	
Totals		14	160	11.4	0			0	0	0	

⇒WRIGHT III, JAMES • TE • 6-3, 240 • HOUSTON, TEXAS

Yr.	G	Rec	Yds	Ypr	TD	Lng	Ypg	Att	Yds	TD	Lng
2003	12	3	27	9.0	0	17	2.2	0	0	0	0
2004	11	14	126	9.0	0	31	11.5	0	0	0	0
Totals	23	17	153	9.0	0	31	6.7	0	0	0	0

⇒YELK, TONY • P • 6-1, 205 • ARLINGTON, WISCONSIN

Yr.	G	P	Yds	Avg	Lng
2001	11	45	1973	43.8	64
2002	14	46	1945	42.3	64
2003	10	73	3022	41.4	62
2005	12	0	0	0	0
Totals	47	164	6940	42.3	64

⇒YELK, TONY • PK • 6-1, 205 • ARLINGTON, WISCONSIN

Yr.	G	PAT	Att	Pct	FG	FGA	Pct	Lng	TP
2001	11	38	39	.974	8	18	.444	47	62
2002	14	0	0	0	1	3	.333	45	3
2003	10	0	0	0	2	4	.500	51	6
2005	12	5	6	.833	2	3	.667	29	11
Totals	47	43	45	.956	13	28	.464	51	82

⇒YOUNG, ANTHONY • DB • 5-8, 172 • ONTARIO, CALIFORNIA

Yr.	G	Tkls	Ast	Sks	TFL-Yd	Int	TD	FF	FR
2010	8	17	9	0	0-0	0	0	0	1
Totals	8	17	9	0	0-0	0	0	0	1

⇒YOUNG, BROOKS • RB • 6-0, 165 • HARVEY, ILLINOIS

Yr.	G	Att	Yds	Ypc	TD	Lng	Ypg	Rec	Yds	TD	Lng
1955		12	16	1.3	0			1	6	0	
Totals		12	16	1.3	0			1	6	0	

⇒YOUNG, CHRIS • WR • 5-11, 197 • AUSTIN, TEXAS

Yr.	G	Rec	Yds	Ypr	TD	Lng	Ypg	Att	Yds	TD	Lng
2010	2	0	0	0	0	0	0	0	0	0	0
2011	12	6	68	11.3	1	18	5.7	0	0	0	0
2012	13	38	411	10.8	2	42	31.6	0	0	0	0
Totals	27	44	479	10.9	3	42	17.7	0	0	0	0



⇒ **YOUNG, LANCE • WR • 6-0, 181 • ST. LOUIS, MISSOURI**

Yr.	G	Rec	Yds	Ypr	TD	Lng	Ypg	Att	Yds	TD	Lng
2001	10	9	102	11.3	3	29	10.2	0	0	0	0
2002	14	43	704	16.4	6	50	50.3	0	0	0	0
2003	12	32	467	14.6	1	47	38.9	0	0	0	0
Totals	36	84	1273	15.2	10	50	35.4	0	0	0	0

⇒ **YOUNGBLUT, ROGER • DL • 6-5, 233 • ORAN, IOWA**

Yr.	G	Tkls	Ast	Sks	TFL-Yd	Int	TD	FF	FR
1983	4	7	4	1	2-12	0	0	0	0
Totals	4	7	4	1	2-12	0	0	0	0

⇒ **ZITEK, JOEL • WR • 6-1, 202 • ULYSSES, NEBRASKA**

Yr.	G	Rec	Yds	Ypr	TD	Lng	Ypg	Att	Yds	TD	Lng
2008	7	7	68	9.7	0	19	9.7	0	0	0	0
2009	13	1	11	11.0	0	11	0.8	0	0	0	0
Totals	20	8	79	8.6	0	19	4.0	0	0	0	0

