




adidas

# HOOSIERS



INDIANA FOOTBALL  
2017 RECORD BOOK

**#BREAKTHROUGHΨ**

A photograph of Tom Allen, Indiana's 29th head coach, on a football field. He is wearing a red baseball cap with a white Greek letter Psi (Ψ) on it, a headset with a microphone, and a dark navy blue zip-up jacket with red sleeves and a red Psi (Ψ) logo on the chest. He is also wearing khaki pants and is smiling while gesturing with his right hand. A Telex communication device is clipped to his belt. The background is a blurred football field with other players visible.

**TOM ALLEN**

**INDIANA'S  
29TH HEAD COACH**

*Tom Allen*



# TABLE OF CONTENTS

Quick Facts .....	2	Total Offense Records .....	139
Depth Chart .....	3	All-Purpose Yardage Records .....	140
Rosters .....	4	Touchdown Records .....	141
2017 Opponents .....	6	Point Records .....	143
Returning Players .....	8	Field Goal Records .....	144
Newcomers .....	26	Extra Point Records .....	145
Head Coach Tom Allen .....	31	Punting Records .....	146
Assistant Coaches .....	34	Kick Return Records .....	147
Strength & Conditioning Staff .....	52	Punt Return Records .....	148
Football Operations Staff .....	55	Tackle Records .....	149
Medical Staff .....	57	Tackle For Loss Records .....	150
Support Staff .....	59	Sack Records .....	151
Academics Staff .....	63	Interception Records .....	152
2016 Season Review .....	64	Team Records .....	153
Year-By-Year Series Scores .....	80	Opponent Records .....	154
Records vs. All Opponents .....	84	Memorial Stadium Records .....	155
Old Brass Spittoon .....	85	Touchdown Returns .....	156
Old Oaken Bucket .....	86	Passing, Receiving, Rushing Marks .....	158
Year-By-Year Results .....	88	College Football Hall of Famers .....	163
Bowl History .....	95	Big Ten MVPs .....	164
Bowl Records .....	106	All-Americans .....	165
Memorial Stadium Results .....	107	Academic All-Americans .....	169
Season-By-Season Stats .....	109	Big Ten Honors .....	170
All-Time Coaches .....	114	All-Star Games .....	172
All-Time Roster By Number .....	117	Hoosiers In The NFL .....	173
Letterwinners .....	123	Director Of Athletics Fred Glass .....	182
Starting Lineups .....	130	President Michael A. McRobbie .....	184
Passing Records .....	133	Compliance .....	185
Receiving Records .....	135	Media Relations/Media Information .....	186
Rushing Records .....	137	IU Radio Network .....	188

## CREDITS

The 2017 Indiana Football Record Book is a production of the Indiana University Athletics Media Relations Department. Individuals wishing to reproduce any portion of the book should obtain prior consent from the IU Athletics Media Relations Office by calling (812) 855-9399 or at the following address:

IU MEDIA RELATIONS  
1001 E. 17TH STREET  
ASSEMBLY HALL  
BLOOMINGTON, IN 47408

- Content** ..... Jeff Keag
- Editing** ..... IU Media Relations Staff
- Cover Design** ..... Jill Boucher
- Graphic Design** ..... Jill Boucher
- Layout** ..... Jeff Keag
- Photography** ..... Craig Bisacre,  
..... Mike Dickbernd, Joe Eke, Jay Lotter,  
..... Associated Press, IU Archives,  
..... IU Communications,  
..... NFL Public Relations Departments
- Printer** ..... Metropolitan Printing Services





# QUICK FACTS

## UNIVERSITY FACTS

Location: Bloomington, Ind.  
 Population: 82,575  
 Founded: 1820  
 Joined Big Ten: 1899  
 First Year of Big Ten Football: 1900  
 Enrollment: 48,514  
 Nickname: Hoosiers  
 Colors: Cream and Crimson  
 Marching Band: Marching Hundred  
 President: Michael A. McRobbie  
 Director of Athletics: Fred Glass  
 Senior Woman Administrator: Mattie White  
 Faculty Representative: Dr. Kurt Zorn  
 Ticket Office Phone: 866-IUSPORTS  
 Website: IUHoosiers.com  
 Twitter: @HoosierFootball, @CoachAllenIU

## HEAD COACH

Head Coach: Tom Allen (Maranatha Baptist '92; Indiana '02)  
 Record at Indiana (Years): 0-1 (First Year)  
 Career Record (Years): 0-1 (First Year)

## ASSISTANT COACHES

Mike DeBord - Associate Head Coach/OC/TE  
 Mark Hagen - Assistant Defensive Coordinator/DL  
 Mike Hart - RB  
 Grant Heard - Passing Game Coordinator/WR  
 Darren Hiller - Run Game Coordinator/OL  
 William Inge - LB  
 Noah Joseph - S  
 Brandon Shelby - CB  
 Nick Sheridan - QB

## MEDIA RELATIONS

Football Contact: Jeff Keag  
 Office Phone: 812-855-6209  
 Cell Phone: 812-219-2925  
 Fax: 812-855-9401  
 Email: jkeag@indiana.edu  
 Press Box Phone: 812-855-2754

## STADIUM INFORMATION

Name: Memorial Stadium (FieldTurf)  
 Capacity: 52,929  
 Largest Crowd/Year: 56,223 vs. Purdue, 1969

## TEAM INFORMATION

Offensive Formation: Multiple  
 Defensive Formation: Multiple  
 Starters Returning/Lost: 18/9  
 Letterwinners Returning/Lost: 61/20  
 Offense: 25/14  
 Defense: 32/6  
 Special Teams: 4/0  
 2016 Overall Record: 6-7  
 2016 Big Ten Record/Finish: 4-5/4th (East)

## Total No. of Starters Returning: 18

*Offense: 7*  
 OL - Coy Cronk  
 OL - Brandon Knight  
 OL - Wes Martin  
 WR - Simmie Cobbs, Jr.  
 WR - Nick Westbrook  
 QB - Richard Lagow  
 TE - Danny Friend

*Defense: 9*  
 DL - Greg Gooch  
 DL - Nate Hoff  
 DL - Jacob Robinson  
 LB - Tegray Scales  
 DB - Marcelino Ball  
 DB - Jonathan Crawford  
 DB - Rashard Fant  
 DB - Tony Fields  
 DB - A'Shon Riggins

*Special Teams: 2*  
 K - Griffin Oakes  
 P - Joseph Gedeon

## Total No. of Starters Lost: 9

*Offense: 6*  
 OL - Jacob Bailey  
 OL - Dan Feeney  
 OL - Wes Rogers  
 WR - Ricky Jones  
 WR - Mitchell Paige  
 RB - Devine Redding

*Defense: 3*  
 DL - Ralph Green III  
 DL - Patrick Dougherty  
 LB - Marcus Oliver

## 2017 SCHEDULE

Date	Opponent	Site	Time
8.31	Ohio State	Bloomington, Ind.	8 pm
9.9	@Virginia	Charlottesville, Va.	3:30 pm
9.16	Florida International	Bloomington, Ind.	3:30 pm
9.23	Georgia Southern	Bloomington, Ind.	
9.30	@Penn State	University Park, Pa.	
10.14	Michigan	Bloomington, Ind.	Noon
10.21	@Michigan State	East Lansing, Mich.	3:30/4 pm
10.28	@Maryland	College Park, Md.	3:30/4 pm
11.4	Wisconsin	Bloomington, Ind.	
11.11	@Illinois	Champaign, Ill.	
11.18	Rutgers	Bloomington, Ind.	
11.25	@Purdue	West Lafayette, Ind.	
12.2	Big Ten Championship Game [1]		8:17 pm

## B1G East Division Games in Bond

[1] - at Lucas Oil Stadium - Indianapolis, Ind.  
 All times Eastern



# DEPTH CHART

## OFFENSE

### LT

- 54 Coy Cronk, 6-5, 305, So./So.
- 71 Delroy Baker, 6-6, 305, Sr./Sr.

### LG

- 76 Wes Martin, 6-3, 310, Sr./Jr.
- 64 Ryan Smith, 6-5, 290, Fr./Fr.

### C

- 68 Hunter Littlejohn, 6-3, 305, Jr./So.
- 61 Nick Ramacca, 6-2, 290, Jr./So.

### RG

- 72 Simon Stepaniak, 6-4, 305, Jr./So.
- 51 Mackenzie Nworah, 6-4, 305, So./Fr.

### RT

- 62 Brandon Knight, 6-5, 305, Jr./Jr.
- 56 Grayson Stover, 6-6, 305, So./Fr.

### WR

- 1 Simmie Cobbs, Jr., 6-4, 220, Sr./Jr.
- 7 Taysir Mack, 6-2, 200, So./Fr.

### WR

- 15 Nick Westbrook, 6-3, 215, Jr./Jr.
- 10 Donovan Hale, 6-4, 225, Jr./Jr.

### WR

- 25 Luke Timian, 6-0, 195, Sr./Jr.
- or-
- 13 Isaac James, 5-11, 195, Jr./So.

### QB

- 21 Richard Lagow, 6-6, 240, Sr./5th
- 3 Peyton Ramsey, 6-2, 210, So./Fr.

### RB

- 24 Mike Majette, 5-11, 210, Jr./Jr.
- 20 Cole Gest, 5-8, 195, So./Fr.
- or-
- 2 Devonte Williams, 5-10, 190, Jr./So.

### TE

- 80 Ian Thomas, 6-5, 248, Sr./Sr.
- 84 Danny Friend, 6-5, 260, Sr./5th

## DEFENSE

### DE

- 47 Robert McCray III, 6-2, 270, Sr./Sr.
- 95 Brandon Wilson, 6-3, 255, Jr./So.

### DT

- 91 Jacob Robinson, 6-4, 285, Jr./Jr.
- 54 Ja'merez Bowen, 6-4, 310, Sr./Jr.

### DT

- 74 Nate Hoff, 6-2, 310, Sr./5th
- 51 Mike Barwick, Jr., 6-0, 295, Sr./Jr.

### DE

- 49 Greg Gooch, 6-2, 250, Sr./Sr.
- 35 Nile Sykes, 6-2, 250, Sr./Jr.

### LB

- 4 Chris Covington, 6-2, 230, Sr./Sr.
- 55 Mike McGinnis, 6-2, 230, Sr./Jr.
- or-
- 43 Dameon Willis, Jr., 6-1, 230, Sr./Jr.

### LB

- 8 Tegray Scales, 6-0, 230, Sr./Sr.
- 26 Kiante Walton, 6-2, 225, Sr./Jr.
- or-
- 40 Reakwon Jones, 6-2, 230, Jr./So.

### CB

- 16 Rashard Fant, 5-10, 180, Sr./5th
- 28 A'Shon Riggins, 6-0, 183, So./So.

### HUSKY

- 42 Marcelino Ball, 6-0, 210, So./So.
- 12 Jayme Thompson, 6-2, 195, Sr./5th

### S

- 9 Jonathan Crawford, 6-2, 203, Jr./Jr.
- 23 Khalil Bryant, 5-10, 200, So./So.

### S

- 30 Chase Dutra, 6-1, 212, Sr./5th
- or-
- 19 Tony Fields, 5-11, 205, Sr./Sr.
- 6 Zeke Walker, 6-2, 215, Sr./Jr.

### CB

- 14 Andre Brown, Jr., 6-0, 195, Jr./So.
- 3 Tyler Green, 6-3, 190, Jr./Jr.

## SPECIAL TEAMS

### K

- 92 Griffin Oakes, 5-10, 198, Sr./5th
- 82 Logan Justus, 5-11, 180, Jr./So.

### P

- 94 Haydon Whitehead, 6-2, 205, Jr./So.
- 88 Drew Conrad, 6-2, 195, So./Fr.

### LS

- 97 Dan Godsil, 6-4, 230, Jr./Jr.
- 58 Garrett Lukens, 6-2, 220, Jr./So.

### H

- 88 Drew Conrad, 6-2, 195, So./Fr.
- 3 Peyton Ramsey, 6-2, 210, So./Fr.

### KR

- 2 Devonte Williams, 5-10, 190, Jr./So.
- 24 Mike Majette, 5-11, 210, Jr./Jr.
- 20 Cole Gest, 5-8, 195, So./Fr.

### PR

- 5 J-Shun Harris II, 5-8, 170, Sr./Jr.
- 16 Rashard Fant, 5-10, 180, Sr./5th

## PRONUNCIATION GUIDE

Simmie Cobbs, Jr. .... sim-ME  
 Chase Dutra ..... DOO-tra  
 Ty Fryfogle ..... FRY-fogel  
 Chris Gajcak ..... GAY-jack  
 Joseph Gedeon ..... GITTY-yin  
 Cole Gest ..... Guest  
 LaDamon Hunt ..... la-DAY-me-on  
 Reakwon Jones ..... RAY-kwon

Richard Lagow ..... LAY-go  
 Raheem Layne ..... ra-HEEM  
 Taysir Mack ..... TAY-seer  
 Mike Majette ..... muh-JET  
 Derrian Meminger ..... mem-IN-jer  
 Tyler Natee ..... NAY-tee  
 Mackenzie Nworah ..... WORE-a  
 Whop Philyor ..... PHIL-yer

Tramar Reece ..... TRAY-mar  
 A'Shon Riggins ..... A-shON  
 Tegray Scales ..... TEE-gray  
 Simon Stepaniak ..... Step-KNEE-ack  
 Nick Tronti ..... TRON-tee  
 Kiante Walton ..... KEY-on-TAY  
 Haydon Whitehead ..... Hayden  
 Michael Ziemba ..... ZEE-embra



# ROSTERS

## NUMERICAL ROSTER

No.	Name	Pos.	Ht.	Wt.	Cl./Elg.	Hometown/Last School
1	Cobbs, Jr., Simmie***	WR	6-4	220	Sr./Jr.	Oak Park, Ill./Oak Park and River Forest
1	Burgess, Juwan	DB	6-1	185	Fr./Fr.	Tampa, Fla./Plant
2	Williams, Devonte**	RB	5-10	190	Jr./So.	Columbia, Md./Bullis School
3	Green, Tyler**	DB	6-3	190	Jr./Jr.	Waldorf, Md./DeMatha Catholic
3	Ramsey, Peyton	QB	6-2	210	So./Fr.	Cincinnati, Ohio/Elder
4	Covington, Chris***	LB	6-2	230	Sr./Sr.	Chicago, Ill./Al Raby
4	Philyor, Whop	WR	5-11	180	Fr./Fr.	Tampa, Fla./Plant
5	Harris II, J-Shun*	WR	5-8	170	Sr./Jr.	Fishers, Ind./Fishers
6	Walker, Zeke**	DB	6-2	215	Sr./Jr.	Columbia, S.C./Brookland-Cayce
7	Mack, Taysir	WR	6-2	200	So./Fr.	Brooklyn, N.Y./Grand Street Campus
8	Scales, Tegray***	LB	6-0	230	Sr./Sr.	Cincinnati, Ohio/Colerain
9	Crawford, Jonathan**	DB	6-2	203	Jr./Jr.	Largo, Fla./Largo
9	Fiacable, Mike	QB	6-1	205	Jr./So.	Fort Wayne, Ind./Bishop Dwenger
10	Hale, Donovan**	WR	6-4	225	Jr./Jr.	Largo, Fla./Largo
12	Thompson, Jayme*	DB	6-2	195	Sr./5th	Toledo, Ohio/Iowa Western C.C.
12	Tronti, Nick	QB	6-2	205	Fr./Fr.	Ponte Vedra Beach, Fla./Ponte Vedra
13	James, Isaac*	WR	5-11	195	Jr./So.	Carmel, Ind./Carmel
14	Brown, Jr., Andre**	DB	6-0	195	Jr./So.	Decatur, Ga./Columbia
15	Westbrook, Nick**	WR	6-3	215	Jr./Jr.	Lake Mary, Fla./Lake Mary
16	Fant, Rashard***	DB	5-10	180	Sr./5th	Atlanta, Ga./Our Lady of Mercy
16	King, Austin	QB	6-2	205	Jr./So.	Alpharetta, Ga./Alpharetta
17	Layne, Raheem	DB	6-1	190	Fr./Fr.	Deland, Fla./Sebastian River
17	Berry, Justin	WR	6-0	195	So./Fr.	Charleston, S.C./West Ashley
18	Bach, Ben**	DB	6-1	195	Sr./5th	Wheaton, Ill./Wheaton-Warrenville South
18	Fryfogle, Ty	WR	6-2	205	Fr./Fr.	Lucedale, Miss./George County
19	Fields, Tony***	DB	5-11	205	Sr./Sr.	Tallahassee, Fla./Amos P. Godby
19	Morris, Jonah	WR	6-4	200	So./Fr.	Akron, Ohio/Archbishop Hoban
20	Cook, Jr., Jameel*	DB	6-1	200	Jr./So.	Missouri City, Texas/Ridge Point
20	Gest, Cole*	RB	5-8	195	So./Fr.	Lyndhurst, Ohio/St. Edward
21	Lagow, Richard*	QB	6-6	240	Sr./5th	Plano, Texas/Cisco (Texas) C.C.
22	Hunt, LaDamion	DB	6-0	185	Fr./Fr.	Carrollton, Ga./Carrollton
23	Bryant, Khalil*	DB	5-10	200	So./So.	Jacksonville, Fla./First Coast
23	Rodriguez, Alex**	RB	5-10	223	Sr./Jr.	Indianapolis, Ind./Lawrence Central
24	Majette, Mike**	RB	5-11	210	Jr./Jr.	Woodbridge, Va./Woodbridge Senior
25	Timian, Luke**	WR	6-0	195	Sr./Jr.	Southlake, Texas/Oklahoma State University
26	Walton, Kiante***	LB	6-2	225	Sr./Jr.	Columbus, Ga./George Washington Carver
27	Ellison, Morgan	RB	6-1	225	Fr./Fr.	Pickerington, Ohio/Pickerington Central
28	Riggins, A'Shon*	DB	6-0	183	So./So.	Hamilton, Ohio/Hamilton
29	Nelson, Craig	RB	5-10	175	Fr./Fr.	Miami, Fla./Booker T. Washington
30	Dutra, Chase***	DB	6-1	212	Sr./5th	Brownsville, Ind./Brownsville
31	Natee, Tyler*	RB	6-0	260	So./So.	Euleus, Texas/Trinity
31	Fitzgerald, Bryant	DB	6-0	205	Fr./Fr.	Indianapolis, Ind./Avon
33	Brookins, Ricky**	RB	5-8	190	Sr./Jr.	Terre Haute, Ind./Terre Haute North
34	Henderson, Thomas	DB	5-9	175	Jr./So.	Bloomington, Ind./Bloomington South
35	Sykes, Nile**	DL	6-2	250	Sr./Jr.	Oak Park, Ill./Montini Catholic
36	Albomonte, Johnny*	DB	5-11	183	Jr./So.	Schererville, Ind./Andean
38	Thomas, Connor	RB	5-8	183	So./Fr.	Clarksville, Tenn./Clarksville Academy
39	Arnold, Kenny**	LB	5-11	232	Sr./Jr.	Canton, Mich./Orchard Lake St. Mary's Prep
39	Gajcak, Chris*	WR	6-2	190	Jr./So.	Lisle, Ill./Naperville North
40	Jones, Reakwon*	LB	6-2	230	Jr./So.	Lynn Haven, Fla./A. Crawford Mosley
41	Burnam, Mo	LB	6-2	235	Fr./Fr.	Conyers, Ga./Salem
42	Ball, Marcelino*	DB	6-0	210	So./So.	Roswell, Ga./Roswell
43	Willis, Jr., Dameon**	LB	6-1	230	Sr./Jr.	Cleveland, Ohio/Saint Ignatius
44	Allen, Thomas	LB	6-3	230	Fr./Fr.	Tampa, Fla./Plant
45	Bolstad, Tom*	LB	6-1	230	So./Fr.	University City, Mo./John Burroughs
47	McCray III, Robert***	DL	6-2	270	Sr./Sr.	Rockdale, Ga./Rockdale County
48	Stringer, Omani*	DL	6-4	225	Jr./So.	Crete, Ill./Crete-Monee
49	Gooch, Greg***	DL	6-2	250	Sr./Sr.	Longwood, Fla./Lyman
50	Brown, Joshua*	DL	6-0	260	Jr./So.	Hillsborough, N.J./Hillsborough
51	Barwick, Jr., Mike*	DL	6-0	295	Sr./Jr.	Cincinnati, Ohio/Summit Country Day
51	Nworah, Mackenzie	OL	6-4	305	So./Fr.	Houston, Texas/Manvel
52	Love, DaVondre*	OL	6-7	310	Jr./So.	St. Louis, Mo./Affton
53	Stamm, Andrew	LB	6-2	225	So./Fr.	Connersville, Ind./Connersville
54	Cronk, Coy*	OL	6-5	305	So./So.	Lafayette, Ind./Central Catholic

## ALPHABETICAL ROSTER

No.	Name	Pos.
36	Albomonte, Johnny*	DB
44	Allen, Thomas	LB
39	Arnold, Kenny**	LB
18	Bach, Ben**	DB
71	Baker, Delroy**	DL
42	Ball, Marcelino*	DB
51	Barwick, Jr., Mike*	DL
94	Beery, Britt	DL
89	Benker, Phil	WR
17	Berry, Justin	WR
45	Bolstad, Tom*	LB
88	Bonner, Shaun	TE
54	Bowen, Ja'merez*	DL
33	Brookins, Ricky**	RB
50	Brown, Joshua*	DL
14	Brown, Jr., Andre**	DB
23	Bryant, Khalil*	DB
92	Bryant, Alfred	DL
1	Burgess, Juwan	DB
41	Burnam, Mo	LB
1	Cobbs, Jr., Simmie***	WR
88	Conrad, Drew	P
20	Cook, Jr., Jameel*	DB
4	Covington, Chris***	LB
9	Crawford, Jonathan**	DB
57	Crider, Harry	OL
54	Cronk, Coy*	OL
83	Dorris, Austin*	TE
30	Dutra, Chase***	DB
27	Ellison, Morgan	RB
69	Everett, Gavin	DB
16	Fant, Rashard***	DB
9	Fiacable, Mike	QB
19	Fields, Tony***	DB
31	Fitzgerald, Bryant	DB
84	Friend, Danny***	TE
18	Fryfogle, Ty	WR
39	Gajcak, Chris*	WR
86	Gedeon, Joseph*	P
20	Gest, Cole*	RB
97	Godsil, Dan**	LS
49	Gooch, Greg***	DL
3	Green, Tyler**	DB
10	Hale, Donovan**	WR
90	Harris, Juan	DL
5	Harris II, J-Shun*	WR
86	Hendershot, Peyton	TE
34	Henderson, Thomas	DB
74	Hoff, Nate***	DL
22	Hunt, LaDamion	DB
13	James, Isaac*	WR
98	Johnson, Jerome	DL
77	Jones, Caleb	OL
40	Jones, Reakwon*	LB
82	Justus, Logan	K
16	King, Austin	QB
62	Knight, Brandon**	OL
73	Knight, Tyler	OL
21	Lagow, Richard*	QB
17	Layne, Raheem	DB
68	Littlejohn, Hunter*	OL
52	Love, DaVondre*	OL
58	Lukens, Garrett	LB/LS



# ROSTERS

No.	Name	Pos.	Ht.	Wt.	Cl./Elg.	Hometown/Last School
54	Bowen, Ja'merez*	DL	6-4	310	Sr./Jr.	Cleveland, Ohio/University of Cincinnati
55	McGinnis, Michael	LB	6-2	230	Sr./Jr.	Allentown, N.J./ASA (N.Y.) College
56	Stover, Grayson	OL	6-6	305	So./Fr.	Spring Hill, Fla./Hudson
57	Crider, Harry	OL	6-4	290	Fr./Fr.	Columbus, Ind./Columbus East
58	Lukens, Garrett	LB/LS	6-2	220	Jr./So.	South Bend, Ind./Saint Joseph's College
59	Trainor, Jack	OL	6-2	310	Jr./So.	Roswell, Ga./The Marist School
61	Ramacca, Nick*	OL	6-2	290	Jr./So.	Bohemia, N.Y./Connetquot
62	Knight, Brandon**	OL	6-5	305	Jr./Jr.	Noblesville, Ind./Noblesville
64	Smith, Ryan	OL	6-5	290	Fr./Fr.	Loveland, Ohio/Moeller
66	Watts, Tristen	DL	6-2	230	So./Fr.	Evansville, Ind./Mater Dei
68	Littlejohn, Hunter*	OL	6-3	305	Jr./So.	Powell, Ohio/Olentangy Liberty
69	Everett, Gavin	DL	6-3	245	Jr./So.	Center Grove, Ind./Western Illinois University
71	Baker, Delroy**	OL	6-6	305	Sr./Jr.	Ocala, Fla./Admiral Farragut Academy
72	Stepaniak, Simon*	OL	6-4	305	Jr./So.	Hamilton, Ohio/Ross
73	Knight, Tyler	OL	6-4	290	Fr./Fr.	Clearwater, Fla./Northside Christian School
74	Hoff, Nate***	DL	6-2	310	Sr./5th	Solon, Ohio/Naval Academy Prep
76	Martin, Wes**	OL	6-3	310	Sr./Jr.	West Milton, Ohio/Milton-Union
77	Jones, Caleb	OL	6-8	370	Fr./Fr.	Indianapolis, Ind./Lawrence North
80	Thomas, Ian*	TE	6-5	248	Sr./Sr.	Baltimore, Md./Nassau (N.Y.) C.C.
82	Justus, Logan	K	5-11	180	Jr./So.	McCordsville, Ind./Mt. Vernon
83	Dorris, Austin*	TE	6-5	255	Jr./So.	Shadyside, Ohio/Shadyside
84	Friend, Danny***	TE	6-5	260	Sr./5th	Morris, Ill./Morris Community
85	Watercutter, Ryan*	TE	6-2	228	Sr./Jr.	Fort Wayne, Ind./Bishop Dwenger
86	Hendershot, Peyton	TE	6-4	240	Fr./Fr.	North Salem, Ind./Tri-West
86	Gedeon, Joseph*	P	6-3	200	Sr./Jr.	Columbus, Ind./Columbus North
87	Ziemba, Michael	DL	6-3	245	Fr./Fr.	Lake Mary, Fla./Lake Mary
88	Bonner, Shaun	TE	6-3	250	So./Fr.	Moultrie, Ga./Colquitt County
88	Conrad, Drew	P	6-2	195	So./Fr.	Greenwood, Ind./Center Grove
89	Benker, Phil	WR	6-2	205	So./Fr.	Jacksonville, Fla./Sandalwood
90	Harris, Juan	DL	6-3	360	Fr./Fr.	Chicago, Ill./Parker (Wis.)
91	Robinson, Jacob**	DL	6-4	285	Jr./Jr.	Westfield, Ind./Westfield
92	Oakes, Griffin***	K	5-10	198	Sr./5th	Greenwood, Ind./Greenwood
92	Bryant, Alfred	DL	6-2	250	Fr./Fr.	Fresno, Texas/Manvel
93	Minor, Jr., LeShaun	DL	6-3	300	Fr./Fr.	Indianapolis, Ind./Ben Davis
94	Whitehead, Haydon	P	6-2	205	Jr./So.	Melbourne, Australia/McKinnon Secondary
94	Beery, Britt	DL	6-6	270	Fr./Fr.	Carmel, Ind./Carmel
95	Wilson, Brandon*	DL	6-3	255	Jr./So.	Winter Garden, Fla./West Orange
96	Meminger, Derrian*	DL	6-4	290	Sr./Jr.	Sparta, Ga./Hancock Central
97	Godsil, Dan**	LS	6-4	230	Jr./Jr.	Ottawa, Ohio/Ottawa-Glandorf
97	Reece, Tramar	DL	6-4	230	Fr./Fr.	Clearwater, Fla./Clearwater
98	Johnson, Jerome	DL	6-3	295	So./Fr.	Bassfield, Miss./Bassfield
99	Stallings IV, Allen*	DL	6-2	240	So./So.	Maywood, Ill./Oak Park and River Forest
99	Snyder, Nathanael	K	6-1	185	So./Fr.	Greenwood, Ind./Center Grove

\* - indicates number of varsity letters earned at Indiana

No.	Name.....	Pos.
7	Mack, Taysir.....	WR
24	Majette, Mike**.....	RB
76	Martin, Wes**.....	OL
47	McCray III, Robert***.....	DL
55	McGinnis, Michael.....	LB
96	Meminger, Derrian*.....	DL
93	Minor, Jr., LeShaun.....	DL
19	Morris, Jonah.....	WR
31	Natee, Tyler*.....	RB
29	Nelson, Craig.....	RB
51	Nworah, Mackenzie.....	OL
92	Oakes, Griffin***.....	K
4	Philyor, Whop.....	WR
61	Ramacca, Nick*.....	OL
3	Ramsey, Peyton.....	QB
97	Reece, Tramar.....	DL
28	Riggins, A'Shon*.....	DB
91	Robinson, Jacob**.....	DL
23	Rodriguez, Alex**.....	RB
8	Scales, Tegray***.....	LB
64	Smith, Ryan.....	OL
99	Snyder, Nathanael.....	K
99	Stallings IV, Allen*.....	DL
53	Stamm, Andrew.....	LB
72	Stepaniak, Simon*.....	OL
56	Stover, Grayson.....	OL
48	Stringer, Omari*.....	DL
35	Sykes, Nile**.....	DL
38	Thomas, Connor.....	RB
80	Thomas, Ian*.....	TE
12	Thompson, Jayme*.....	DB
25	Timian, Luke**.....	WR
59	Trainor, Jack.....	OL
12	Tronti, Nick.....	QB
6	Walker, Zeke**.....	DB
26	Walton, Kianta***.....	LB
85	Watercutter, Ryan*.....	TE
66	Watts, Tristen.....	DL
15	Westbrook, Nick**.....	WR
94	Whitehead, Haydon.....	P
2	Williams, Devonte**.....	RB
43	Willis, Jr., Dameon**.....	LB
95	Wilson, Brandon*.....	DL
87	Ziemba, Michael.....	DL

\* - indicates number of varsity letters earned at Indiana

## COACHING STAFF


- Tom Allen - Head Coach
- Mike DeBord - Associate Head Coach/OC/TE
- Mark Hagen - Assistant Defensive Coordinator/DL
- Mike Hart - RB
- Grant Heard - Passing Game Coordinator/WR
- Darren Hiller - Run Game Coordinator/OL
- William Inge - LB
- Noah Joseph - S
- Brandon Shelby - CB
- Nick Sheridan - QB

# OPPONENTS




**OHIO STATE  
AUGUST 31**

Nickname: Buckeyes  
 Location: Columbus, Ohio  
 Enrollment: 57,466  
 Head Coach: Urban Meyer  
 Record at Ohio State/Years: 61-6/5  
 Overall Record/Years: 165-29/15  
 Conference: Big Ten  
 2016 Record: 11-2  
 2016 Big Ten Record/Finish: 7-1/T-1st (East)  
 Football Contact: Jerry Emig  
 Phone: 614-688-0343 (o), 614-203-2766 (c)  
 E-mail: emig.2@osu.edu  
 Web Site: ohiostatebuckeyes.com  
 Twitter: @OhioStateFB  
 Series History: Ohio State leads, 73-12-5  
 Last Meeting: 10/8/16 - L, 17-38 (A)



**@VIRGINIA  
SEPTEMBER 9**

Nickname: Cavaliers  
 Location: Charlottesville, Va.  
 Enrollment: 21,800  
 Head Coach: Bronco Mendenhall  
 Record at Virginia/Years: 2-10/1  
 Overall Record/Years: 101-53/12  
 Conference: ACC  
 2016 Record: 2-10  
 2016 ACC Record/Finish: 1-7/T-6th (Coastal)  
 Football Contact: Jim Daves  
 Phone: 434-982-5500 (o), 434-962-7668 (c)  
 E-mail: jimdaves@virginia.edu  
 Web Site: virginiasports.com  
 Twitter: @UVA\_Football  
 Series History: Virginia leads, 2-0  
 Last Meeting: 9/10/11 - L, 31-34 (H)



**FIU  
SEPTEMBER 16**

Nickname: Panthers  
 Location: Miami, Fla.  
 Enrollment: 54,000  
 Head Coach: Butch Davis  
 Record at FIU/Years: First Year  
 Overall Record/Years: 79-43/10  
 Conference: Conference USA  
 2016 Record: 4-8  
 2016 C-USA Record/Finish: 4-4/4th (East)  
 Football Contact: Paul Dodson  
 Phone: 305-348-3164 (o), 813-545-2127 (c)  
 E-mail: pdodson@fiu.edu  
 Web Site: FIUSports.com  
 Twitter: @FIUFootball  
 Series History: Indiana leads, 2-0  
 Last Meeting: 9/1/16 - W, 34-13 (A)



**GEORGIA SOUTHERN  
SEPTEMBER 23**

Nickname: Eagles  
 Location: Statesboro, Ga.  
 Enrollment: 20,517  
 Head Coach: Tyson Summers  
 Record at Georgia Southern/Years: 5-7/1  
 Overall Record/Years: 5-7/11  
 Conference: Sun Belt  
 2016 Record: 5-7  
 2016 Sun Belt Record/Finish: 4-4/6th  
 Football Contact: Bryan Johnston  
 Phone: 912-478-5448 (o), 540-392-1994 (c)  
 E-mail: bjohnston@georgiasouthern.edu  
 Web Site: gseagles.com  
 Twitter: @GSAthletics\_FB  
 Series History: First Meeting  
 Last Meeting: N/A



**@PENN STATE  
SEPTEMBER 30**

Nickname: Nittany Lions  
 Location: University Park, Pa.  
 Enrollment: 47,261  
 Head Coach: James Franklin  
 Record at Penn State/Years: 25-15/3  
 Overall Record/Years: 49-30/6  
 Conference: Big Ten  
 2016 Record: 11-3  
 2016 Big Ten Record/Finish: 7-1/T-1st (East)  
 Football Contact: Kristina Petersen  
 Phone: 814-865-1757 (o), 814-883-4581 (c)  
 E-mail: kap18@psu.edu  
 Web Site: GoPSUsports.com  
 Twitter: @PennStateFball  
 Series History: Penn State leads, 19-1  
 Last Meeting: 11/12/16 - L, 31-45 (H)



**MICHIGAN  
OCTOBER 14**

Nickname: Wolverines  
 Location: Ann Arbor, Mich.  
 Enrollment: 43,625  
 Head Coach: Jim Harbaugh  
 Record at Michigan/Years: 20-6/2  
 Overall Record/Years: 78-33/9  
 Conference: Big Ten  
 2016 Record: 10-3  
 2016 Big Ten Record/Finish: 7-2/3rd (East)  
 Football Contact: Dave Ablauf  
 Phone: 734-764-6456 (o), 734-323-2281 (c)  
 E-mail: dablauf@umich.edu  
 Web Site: MGoBlue.com  
 Twitter: @umichfootball  
 Series History: Michigan leads, 56-9  
 Last Meeting: 11/19/16 - L, 10-20 (A)





# OPPONENTS

## @MICHIGAN STATE OCTOBER 21



Nickname: Spartans  
 Location: East Lansing, Mich.  
 Enrollment: 48,272  
 Head Coach: Mark Dantonio  
 Record at Michigan State/Years: 90-42/10  
 Overall Record/Years: 108-59/13  
 Conference: Big Ten  
 2016 Record: 3-9  
 2016 Big Ten Record/Finish: 1-8/6th (East)  
 Football Contact: Ben Phlegar  
 Phone: 517-355-2271 (o), 517-896-0031 (c)  
 E-mail: phlegarb@ath.msu.edu  
 Web Site: msuspartans.com  
 Twitter: @msu\_football  
 Series History: Michigan State leads, 45-16-2  
 Last Meeting: 10/1/16 - W, 24-21 (OT) (H)

## @MARYLAND OCTOBER 28



Nickname: Terrapins  
 Location: College Park, Md.  
 Enrollment: 37,631  
 Head Coach: DJ Durkin  
 Record at Maryland/Years: 6-7/1  
 Overall Record/Years: 7-7/1  
 Conference: Big Ten  
 2016 Record: 6-7  
 2016 Big Ten Record/Finish: 3-6/5th (East)  
 Football Contact: Dustin Semonavick  
 Phone: 301-314-7065 (o), 757-544-8393 (c)  
 E-mail: dustin@umd.edu  
 Web Site: UMTerps.com  
 Twitter: @TerpsFootball  
 Series History: Indiana leads, 4-1  
 Last Meeting: 10/29/16 - W, 42-36 (H)

## WISCONSIN NOVEMBER 4



Nickname: Badgers  
 Location: Madison, Wis.  
 Enrollment: 43,338  
 Head Coach: Paul Chryst  
 Record at Wisconsin/Years: 21-6/2  
 Overall Record/Years: 40-25/5  
 Conference: Big Ten  
 2016 Record: 11-3  
 2016 Big Ten Record/Finish: 7-2/1st (West)  
 Football Contact: Brian Lucas  
 Phone: 608-263-5052 (o), 608-513-3987 (c)  
 E-mail: bml@athletics.wisc.edu  
 Web Site: UWBadgers.com  
 Twitter: @BadgerFootball  
 Series History: Wisconsin leads, 40-18-2  
 Last Meeting: 11/16/13 - L, 3-51 (A)

## @ILLINOIS NOVEMBER 11



Nickname: Fighting Illini  
 Location: Urbana-Champaign  
 Enrollment: 44,880  
 Head Coach: Lovie Smith  
 Record at Illinois/Years: 3-9/1  
 Overall Record/Years: 3-9/1  
 Conference: Big Ten  
 2016 Record: 3-9  
 2016 Big Ten Record/Finish: 2-7/6th (West)  
 Football Contact: Kent Brown  
 Phone: 217-333-1391 (o), 217-493-9795 (c)  
 E-mail: kwbrown3@illinois.edu  
 Web Site: FightingIllini.com  
 Twitter: @IlliniFootball  
 Series History: Illinois leads, 45-24-2  
 Last Meeting: 11/9/13 - W, 52-35 (H)

## RUTGERS NOVEMBER 18



Nickname: Scarlet Knights  
 Location: New Brunswick, N.J.  
 Enrollment: 65,000  
 Head Coach: Chris Ash  
 Record at Rutgers/Years: 2-10/1  
 Overall Record/Years: 2-10/1  
 Conference: Big Ten  
 2016 Record: 2-10  
 2016 Big Ten Record/Finish: 0-9/7th (East)  
 Football Contact: Hasim Phillips  
 Phone: 732-445-6069 (o), 732-470-9457 (c)  
 E-mail: hphillips@scarletknights.com  
 Web Site: ScarletKnights.com  
 Twitter: @RFootball  
 Series History: Rutgers leads, 2-1  
 Last Meeting: 11/5/16 - W, 33-27 (A)

## PURDUE NOVEMBER 25



Nickname: Boilermakers  
 Location: West Lafayette, Ind.  
 Enrollment: 39,409  
 Head Coach: Jeff Brohm  
 Record at Purdue/Years: First Year  
 Overall Record/Years: 30-10/4  
 Conference: Big Ten  
 2016 Record: 3-9  
 2016 Big Ten Record/Finish: 1-8/7th (East)  
 Football Contact: Matt Rector  
 Phone: 765-494-3196 (o), 765-237-1330 (c)  
 E-mail: rector@purdue.edu  
 Web Site: purduesports.com  
 Twitter: @BoilerFootball  
 Series History: Purdue leads, 72-41-6  
 Last Meeting: 11/26/16 - W, 26-24 (H)



# MEET THE HOOSIERS



## JOHNNY ALBOMONTE

36

DB • 5-11, 183 • So.-R  
Schererville, Ind.  
Andean

**2016 (FRESHMAN):** Did not see any game action in 2016 ... named defensive scout team player of the year ... five-time scout team player of the week (Wake Forest, Michigan State, Northwestern, Rutgers and Purdue) ... Academic All-Big Ten selection.

**2015:** Redshirted the 2015 season ... scout team player of the week (Maryland) ... walk-on joined the program during the season.

**PREP/PERSONAL:** Played for head coach Phil Maston at Andean High School ... two-year captain earned first team all-state, all-area and all-conference recognition ... started 44 consecutive games ... recorded 14 career interceptions (1 pick-6) ... scored seven TDs on offense ... Andean won 29 straight games and the 2013 state championship ... state runner-up in 2014 ... four-year football letterwinner ... also lettered in baseball ... first team all-conference selection and Gold Glove Award winner ... member of the National Honor Society ... parents are Tammy and John Albomonte ... born on May 16, 1996, Jonathan Paul Albomonte is a media major.



## KENNY ARNOLD

39

LB • 5-11, 232 • Jr.-R  
Canton, Mich.  
St. Mary's Prep

**2016 (SOPHOMORE):** Played in 11 games, primarily on special teams ... scout team player of the week (Nebraska).

**2015 (FRESHMAN):** Appeared in seven games, primarily on special teams, and made one tackle.

**2014:** Redshirted the 2014 season ... two-time scout team player of the week (Bowling Green and Michigan State) ... walk-on joined the program during the season.

**PREP/PERSONAL:** Linebacker for head coach George Porritt at Orchard Lake St. Mary's Prep ... All-Catholic and all-league selection as a senior ... team won the 2011 state championship and finished runner-up in 2012 ... three-year football and two-year baseball letterwinner ... parents are Ana and Ken Arnold ... born on July 3, 1996, Kenneth Dino Arnold II is a SPEA management major.



## BEN BACH

18

DB • 6-1, 195 • Sr.-5th  
Wheaton, Ill.  
Warrenville South

**2016 (JUNIOR):** Started the first four games at cornerback and played in 11 total contests ... posted five tackles ... recorded the first interception of his career in the season-opening win at Florida International ... Academic All-Big Ten selection ... earned a scholarship for the 2016 season during preseason camp.

**2015 (SOPHOMORE):** Played in all 13 games at cornerback and made his first career start against Duke in the New Era Pinstripe Bowl ... key contributor on special teams ... posted 12 tackles, eight solo, with one for loss and one pass breakup ... collected a career-high three stops and the TFL in the win at Maryland ... two-time IU special teams player of the week (Iowa and Duke) ... earned a scholarship for the 2015 season during preseason camp.

**2014 (FRESHMAN):** Did not see any game action in 2014 ... scout team player of the week (Ohio State).

**2013:** Redshirted the 2013 season ... scout team player of the week (Ohio State) ... walk-on joined the program during preseason camp.

**PREP/PERSONAL:** Defensive back for head coach Ron Muihitch at Wheaton-Warrenville South High School ... team advanced to the 2011 state championship game ... two-year football and baseball letterwinner ... parents are Jeff and Katy Bach ... born on May 19, 1995, Benjamin Bach is a healthcare management and policy major.

### CAREER STATS

Year	UA	A	T	TFL	Sacks	FF	FR	Int	PBU
2015	8	4	12	1.0-2	0-0	0	0	0	1
2016	5	0	5	0-0	0-0	0	0	1	0
<b>Totals</b>	<b>13</b>	<b>4</b>	<b>17</b>	<b>1.0-2</b>	<b>0-0</b>	<b>0</b>	<b>0</b>	<b>1</b>	<b>1</b>



## DELROY BAKER

71

OL • 6-6, 305 • Jr.-R  
Ocala, Fla.  
Admiral Farragut

**2016 (SOPHOMORE):** Appeared in the season-opening win at Florida International and the final eight games at right tackle.

**2015 (FRESHMAN):** Made his collegiate debut and lone appearance in the win at Maryland.

**2014:** Redshirted the 2014 season ... scout team player of the week (Ohio State) ... enrolled in spring classes and participated in practice.

**PREP/PERSONAL:** Offensive tackle for head coach Ryan Hearn at West Port High School ... did not play as a senior after he transferred to Admiral Farragut Academy ... rated the No. 31 offensive tackle nationally by ESPN ... chose Indiana over offers from Florida and Missouri ... started playing football his freshman season ... three-year football letterwinner ... also a track and field standout ... parents are Delroy, Sr., and Yvonne Baker ... born on Oct. 17, 1995, Delroy Egerton Baker, Jr., is a psychology major.



## MARCELINO BALL

42

DB • 6-0, 210 • So.  
Roswell, Ga.  
Roswell

**2016 HONORS:** 247Sports True Freshman All-American ... honorable mention All-Big Ten (coaches and media) ... ESPN.com and BTN.com Big Ten All-Freshman team selection ... Big Ten Freshman of the Week (Ball State) ... named IU's Defensive Newcomer of the Year.

**2016 (FRESHMAN):** Finished third on the team with 75 tackles, 60 solo stops, two interceptions (tied) and eight pass breakups ... added 4.5 tackles for loss and one fumble recovery ... started 12 times and played in all 13 games at the husky position ... led all Big Ten freshmen in tackles ... finished sixth overall and first among true freshmen in the conference, and third among true freshmen nationally in solos ... made at least eight stops five times and led the team in tackles three times ... posted career-highs in tackles (10) and TFLs (1.5) while matching a career-high in solos (8) at Northwestern ... collected eight stops, six solo, with one INT, his first career fumble recovery and a career-high-tying two PBUs in the Maryland win ... tallied eight solos with his first career pick in the Ball State victory ... netted nine tackles and seven solos apiece in the win at Rutgers (1 TFL) and against Wake Forest (1 PBU) ... added six stops, five solo, with one tackle for loss and two passes broken up against No. 10 Nebraska.

**PREP/PERSONAL:** Defensive back for head coach John Ford at Roswell High School ... 2015 honorable mention all-state and first team all-region selection ... posted 132 tackles, 12 for loss, with three interceptions, one fumble recovery and one defensive touchdown ... Roswell advanced to the state championship game ... rated the No. 87 safety nationally by Scout ... mother is Marsyleno McCrary-Ball ... younger brother of Marcus, a defensive back for the San Francisco 49ers who played at the University of Memphis (2009-10), Reggie, Jr., a quarterback at Georgia Tech University (2003-06) and Raeshon, a defensive back at the University of Tennessee at Chattanooga (2006-08) ... born on March 23, 1999, Marcelino Ball is an exploratory student.

### CAREER STATS

Year	UA	A	T	TFL	Sacks	FF	FR	Int	PBU
2016	60	15	75	4.5-11	0-0	0	1	2	8
<b>Totals</b>	<b>60</b>	<b>15</b>	<b>75</b>	<b>4.5-11</b>	<b>0-0</b>	<b>0</b>	<b>1</b>	<b>2</b>	<b>8</b>



# MEET THE HOOSIERS



**MIKE BARWICK, JR.**

**51** DL • 6-0, 295 • Jr.-R  
Cincinnati, Ohio  
Summit Country Day

**2016 (SOPHOMORE):** Appeared in all 13 games ... posted 22 tackles, 15 solo, with two sacks, 2.5 tackles for loss and two pass breakups ... recorded three stops and his first career sack at Northwestern ... tallied one sack at No. 3 Michigan ... added three tackles apiece against Maryland (half-TFL) at Rutgers, against Purdue (1 PBU) and vs. No. 19 Utah.

**2015 (FRESHMAN):** Did not see any game action in 2015 ... two-time scout team player of the week (Ohio State and Penn State).

**2014:** Redshirted the 2014 season.

**PREP/PERSONAL:** Defensive lineman for head coach Michael Brown at The Summit Country Day School ... four-year starter ... two-time first team all-state, all-district and all-league performer ... named the Division V District and Cincinnati Enquirer Player of the Year in 2012 and 2013 ... awarded the 2013 Anthony Muñoz Lineman of the Year ... won the defensive line most valuable player award at the 2013 Rivals Camp Series ... finished his career as the school's all-time leader in sacks, tackles for loss and fumble recoveries, and was third in tackles ... made 74 stops, 7.5 sacks, 13 TFLs and five fumble recoveries as a senior ... posted 75 tackles, 10 sacks, 15 tackles for loss and recovered five fumbles his junior campaign ... led the program to its first two playoff victories ... rated the No. 60 defensive tackle nationally by 247Sports ... three-year basketball letterwinner ... parents are Michael and Tara Barwick ... born on Oct. 1, 1995, Michael Macon Barwick, Jr. is a SPEA management major.

## CAREER STATS

Year	UA	A	T	TFL	Sacks	FF	FR	INT	PBU
2016	15	7	22	2.5-15	2.0-15	0	0	0	2
<b>Totals</b>	<b>15</b>	<b>7</b>	<b>22</b>	<b>2.5-15</b>	<b>2.0-15</b>	<b>0</b>	<b>0</b>	<b>0</b>	<b>2</b>



**PHIL BENKER**

**89** WR • 6-2, 205 • Fr.-R  
Jacksonville, Fla.  
Sandalwood

**2016:** Redshirted the 2016 season ... scout team player of the week (Purdue).

**PREP/PERSONAL:** Wide receiver for head coach Adam Geis at Sandalwood High School ... posted 104 receptions, 1,914 yards and 15 touchdowns in his career ... the school's all-time leader in catches and receiving yardage ... all-stater was selected to the 2015 Times-Union Super 24 team ... two-time all-conference and All-First Coast honoree ... named Sandalwood's most valuable player in 2014 and 2015 ... made 59 receptions for 1,061 yards and 10 TDs as a junior ... three-year football letterwinner ... honor roll student ... mother is Sabine Benker ... born on Jan. 17, 1998, Philip Benker is an exploratory student.




**JUSTIN BERRY**

**17** WR • 6-0, 195 • Fr.-R  
Charleston, S.C.  
West Ashley

**2016:** Redshirted the 2016 season ... two-time scout team player of the week (Rutgers and Michigan) ... walk-on joined the program during preseason camp.

**PREP/PERSONAL:** Played for head coach Bobby Marion at West Ashley High School ... led the team to its first playoff appearance and the best record in school history as a senior ... finished his career with 3,200 total yards and 30 total touchdowns ... an AAAA All-Low Country and all-region selection served as a team captain ... three-year football and track and field letterwinner ... member of the National Honor Society ... parents are Karla and Shaun Berry ... born on Feb. 22, 1998, Justin Lawrence Berry is an exploratory student.



**TOM BOLSTAD**

**45** LB • 6-1, 230 • Fr.-R  
University City, Mo.  
John Burroughs

**2016:** Made his collegiate debut in the win at Florida International ... also played in the Ball State victory before he suffered a season-ending injury and received a medical redshirt.

**PREP/PERSONAL:** Linebacker for head coach John Merritt at John Burroughs High School ... MaxPreps small schools first team All-American ... two-time first team all-state selection was named the 2015 Class 3 Defensive Player of the Year ... three-time all-district and all-conference honoree and two-time all-area selection ... closed his career as the school's all-time tackles leader (437) ... recorded 300 solo stops, 13 sacks, 33 tackles for loss, five fumble recoveries and four interceptions ... team claimed the 2015 state championship ... three-year football and wrestling and four-year baseball letterwinner ... finished fifth (2016) and sixth (2015) at state in wrestling ... parents are Janet Tremel and Fred Bolstad ... born on Dec. 14, 1997, Thomas Bolstad is a business management major.




**SHAUN BONNER**

**88** TE • 6-3, 250 • Fr.-R  
Moultrie, Ga.  
Colquitt County

**2016:** Redshirted the 2016 season ... scout team player of the week (Rutgers).

**PREP/PERSONAL:** Tight end for head coach T. Rush Probst at Colquitt County High School ... Colquitt captured back-to-back 6A state championships in 2014 and 2015 ... first team all-region selection as a senior ... posted 30 receptions for 314 yards ... second team all-region honoree his junior campaign ... parents are Shaun and Casey Bonner ... born on Feb. 21, 1997, Shaun Cameron Bonner is an exploratory student.



**JA'MEREZ BOWEN**

**54** DL • 6-4, 310 • Jr.-R  
Cleveland, Ohio  
Univ. of Cincinnati

**2016 (SOPHOMORE):** Appeared in six games ... made his collegiate debut in the season-opening win at Florida International ... posted a pair of tackles.

**2015:** Sat out the 2015 season due to NCAA transfer rules.

**2014 (FRESHMAN):** Redshirted the 2014 season at the University of Cincinnati.

**PREP/PERSONAL:** Offensive and defensive lineman for head coach Tom Anderson at Shaker Heights High School ... rated the No. 51 offensive tackle nationally and the No. 46 prospect in Ohio by Rivals ... posted 24 tackles and a half-sack in 2013 ... also lettered in basketball ... parents are Lorino Sampson, the late Tamara Bowen and DeLores Jones-Sampson (stepmother) ... born on March 13, 1996, Ja'merez Bowen is a liberal studies major.



**RICKY BROOKINS**

**33** RB • 5-8, 190 • Jr.-R  
Terre Haute, Ind.  
Terre Haute North

**2016 (SOPHOMORE):** Appeared in all 13 games ... rushed for 82 yards on 20 carries ... caught four passes for 16 yards ... returned four kickoffs for 63 yards ... on a career-high 12 rushes, posted 53 yards in the Foster Farms Bowl vs. No. 19 Utah ... also caught one pass for 11 yards and returned one kick for 19 yards ... scout team player of the week (Ohio State) ... earned a scholarship for the 2016 season during preseason camp.

**2015 (FRESHMAN):** Rushed for 72 yards on 10 attempts in seven games ... returned 10 kickoffs for 172 yards ... set career marks with 64 yards (7 carries) and a 40-yard run in the Old Oaken Bucket



# MEET THE HOOSIERS

victory at Purdue ... earned a scholarship for the 2015 season during preseason camp.

**2014:** Redshirted the 2014 season ... scout team player of the week (Penn State) ... walk-on joined the program during the season.

**PREP/PERSONAL:** Running back for head coach Chris Barrett at Terre Haute North High School ... clinched the Class 5A rushing title with 2,012 yards on 248 carries (8.1 average) and 27 touchdowns as a senior en route to all-state honors ... added four receiving TDs and 2,779 all-purpose yards ... picked off a pair of passes and made 15 tackles ... set six school records ... three-year football and track and field letterwinner ... National Honor Society member ... parents are Tiffany and Rick Brookins ... grandmother is Anne Titus ... born on Dec. 25, 1995, Richard Brookins, Jr., is a community health major.

## CAREER STATS - RUSHING

Year	Att	Yards	TD	Lg	Avg/C	Avg/G
2015	10	72	0	40	7.2	10.3
2016	20	82	0	20	4.1	6.3
<b>Totals</b>	<b>30</b>	<b>154</b>	<b>0</b>	<b>40</b>	<b>5.1</b>	<b>7.7</b>

## CAREER STATS - RECEIVING

Year	Rec	Yds	TD	Lg	Rec/G	Avg/C	Avg/G
2015	0	0	0	0	0.0	0.0	0.0
2016	4	16	0	11	0.3	4.0	1.2
<b>Totals</b>	<b>4</b>	<b>16</b>	<b>0</b>	<b>11</b>	<b>0.3</b>	<b>4.0</b>	<b>1.2</b>

## CAREER STATS - KICK RETURN

Year	No	Yds	TD	Lg	Avg/R	Avg/G
2015	10	172	0	21	17.2	24.6
2016	4	63	0	27	15.8	4.8
<b>Totals</b>	<b>14</b>	<b>235</b>	<b>0</b>	<b>27</b>	<b>16.8</b>	<b>11.8</b>



**JOSHUA BROWN**

**50**

**DL • 6-0, 260 • So.-R**  
Hillsborough, N.J.  
Hillsborough

**2016 (FRESHMAN):** Did not see any game action in 2016 ... scout team player of the week (Maryland) ... Academic All-Big Ten selection.

**2015:** Redshirted the 2015 season ... walk-on joined the program during the season.

**PREP/PERSONAL:** Played for head coach Kevin Carty at Hillsborough High School ... first team all-state and all-conference selection ... three-year football letterwinner ... also lettered in track and field (shot put) ... a direct admit into IU's prestigious Kelley School of Business ... parents are Mary and Timothy Brown ... born on Sept. 15, 1997, Joshua Shaun Brown is a business marketing and finance double major.



**ANDRE BROWN, JR.**

**14**

**DB • 6-0, 195 • So.-R**  
Decatur, Ga.  
Columbia

**2016:** Suffered a season-ending injury and received a medical redshirt ... Academic All-Big Ten selection.

**2015 (FRESHMAN):** Started eight times and appeared in nine games before suffering a season-ending injury ... made 35 tackles, 27 solo, with one fumble recovery and four pass breakups ... posted season-highs in stops (6) and solos (5) to go along with one PBU in the Florida International win ... collected five tackles at Penn State and against Rutgers ... recorded four stops and one pass breakup at No. 7 Michigan State and vs. No. 10 Iowa ... carded three tackles and one PBU in the win at Wake Forest ... earned his first career start and recovered his first career fumble in addition to a pair of stops in the season-opening Southern Illinois victory ... IU defensive player of the week (Wake Forest).

**PREP/PERSONAL:** Defensive back and quarterback for head coach David Edwards at Columbia High School ... posted 70 tackles, three for loss, three interceptions - two returned for touchdowns, three fumble recoveries, two forced fumbles and four pass breakups in 2014 ... threw for 1,800 yards with 19 TDs and a 70.3 completion percentage ... rushed for 504 yards and nine scores ... honorable mention all-state selection was invited to the U.S. Army National Combine ... the region's most valuable player appeared in the Rising Seniors Bowl ... earned all-county and all-region honors in 2013 and 2014 ... rated the No. 36 athlete nationally by 247Sports ... three-year football and two-year baseball and track and field letterwinner ... member of the National Honor Society ... grade point average was in the top five percent of his class ... parents are Monica Brown and Andre Brown, Sr. ... born on Oct. 22, 1997, Andre Brown, Jr., is a SPEA management major.

## CAREER STATS

Year	UA	A	T	TFL	Sacks	FF	FR	Int	PBU
2015	27	8	35	0-0	0-0	0	1	0	4
<b>Totals</b>	<b>27</b>	<b>8</b>	<b>35</b>	<b>0-0</b>	<b>0-0</b>	<b>0</b>	<b>1</b>	<b>0</b>	<b>4</b>



**KHALIL BRYANT**

**23**

**DB • 5-10, 200 • So.**  
Jacksonville, Fla.  
First Coast

**2016 (FRESHMAN):** Played in 11 games at safety and on special teams ... made three tackles ... posted a pair of solos in his collegiate debut and the team's season-opening win at Florida International.

**PREP/PERSONAL:** Defensive back for head coach Marty Lee at First Coast High School ... all-conference honoree was selected to the 2015

Times-Union Super 24 team ... most valuable player at the 2015 Florida-Georgia All-Star Game ... played in the 2015 Florida Athletics Coaches Association All-Star Classic ... made 112 tackles, two interceptions, 17 pass breakups, three forced fumbles, two fumble recoveries and one touchdown as a senior ... posted 97 stops, four forced fumbles, one fumble recovery and nine PBUs in 2014 ... three-year football letterwinner led team to three conference and district championships ... also lettered in basketball and baseball ... member of the National Honor Society ... rated the No. 64 safety nationally by 247Sports ... parents are Mary Hickson and Eddie Bryant ... born on Sept. 21, 1997, Khalil Matthew Bryant is an exercise science major.

## CAREER STATS

Year	UA	A	T	TFL	Sacks	FF	FR	Int	PBU
2016	2	1	3	0-0	0-0	0	0	0	0
<b>Totals</b>	<b>2</b>	<b>1</b>	<b>3</b>	<b>0-0</b>	<b>0-0</b>	<b>0</b>	<b>0</b>	<b>0</b>	<b>0</b>



**SIMMIE COBBS, JR.**

**1**

**WR • 6-4, 220 • Jr.-R**  
Oak Park, Ill.  
Oak Park and River Forest

**2016:** Suffered a season-ending injury in the Ball State win, his lone appearance, and received a medical redshirt ... member of the Maxwell Award and Bletnikoff Award Watch Lists.

**2015 HONORS:** Honorable mention All-Big Ten (coaches and media).

**2015 (SOPHOMORE):** Made 60 receptions (8th in the Big Ten) for 1,035 yards (3rd) and four touchdowns ... became the sixth Hoosier with a 1,000-yard season and ranks sixth all-time ... averaged 79.6 yards (3rd in the Big Ten), 4.6 receptions per game (9th) and 17.2 yards per catch (3rd) ... led the Hoosiers in receptions, yards, yards per game, catches per game and yards per grab ... posted four 100-yard games, which shared third in the conference ... in league games only, he finished first with 18.1 yards per catch, second with 670 yards and 83.8 per game, and tied for ninth with 37 receptions and 4.6 per game ... started all 13 games ... led the team in catches five times (twice with game-high honors) and yardage six times (thrice) ... recorded six games with five-or-more receptions, six games with 80-or-more yards and 10 games with 50-or-more yards ... posted 20 20-yard games, 11 30-yarders, four 40-yarders and a career-long 55-yarder ... set career-highs with nine catches for 192 yards in the win at Maryland ... the 192 yards were the second-most in the Big Ten and are the ninth-most in IU history ... added 121 yards with six receptions and the 55-yarder in the New Era Pinstripe Bowl vs. Duke ... caught five balls for 107 yards and a 37-yard TD at No. 7 Michigan State ... pulled in seven passes for 107 yards the previous weekend against Rutgers ... added five catches for 84 yards and one score in the Old Oaken Bucket victory at Purdue ... hauled in four grabs for 86 yards against No. 15 Michigan ... in the win at Wake Forest, corralled seven receptions for 75 yards and one touchdown ... three-time IU offensive player of the week (Rutgers, Michigan and Maryland).



# MEET THE HOOSIERS

**2014 (FRESHMAN):** Started against Penn State and Purdue ... played in all 12 games ... caught seven passes for 114 yards ... returned one kick for 15 yards ... opened his career with three receptions for 57 yards, including a 34-yarder, in the Indiana State win.

**PREP/PERSONAL:** Wide receiver for head coach John Hoerster at Oak Park and River Forest High School ... teammate of IU defensive lineman Allen Stallings IV ... 2013 all-state selection ... named the team's all-purpose most valuable player ... rated the No. 27 prospect in Illinois by Rivals ... three-year football letterwinner ... also a basketball standout ... mother is Delta Cobbs ... born on Aug. 25, 1995, Simmie O. Cobbs, Jr., is a liberal studies major.

### CAREER STATS

Year	Rec	Yds	TD	Lg	Rec/G	Avg/C	Avg/G
2014	7	114	0	34	0.6	16.3	9.5
2015	60	1035	4	55	4.6	17.2	79.6
<b>Totals</b>	<b>67</b>	<b>1149</b>	<b>4</b>	<b>55</b>	<b>2.6</b>	<b>17.1</b>	<b>44.2</b>



**DREW CONRAD**

**88**

**P • 6-2, 195 • Fr.-R**  
Greenwood, Ind.  
Center Grove

**2016:** Redshirted the 2016 season ... walk-on joined the program during preseason camp.

**PREP/PERSONAL:** Played for head coach Eric Moore at Center Grove High School ... two-time second team all-state selection ... two-time all-county punter of the year ... led Class 6A punters in average as a junior and senior ... averaged 39.3 yards as a senior and set the MIC Conference punting yardage record with 1,492 yards ... Center Grove won the 2015 state championship (14-0) to go along with three regional, sectional and conference championships during his career ... three-year football and two-year basketball letterwinner ... first team academic all-state as a senior and four-time academic all-conference ... parents are Stacy and Kevin Conrad ... born on June 4, 1998, Andrew Conrad is an accounting major.



**JAMEEL COOK, JR.**

**20**

**DB • 6-1, 200 • So.-R**  
Missouri City, Texas  
Ridge Point

**2016:** Played in the season-opening win at Florida International before he suffered a season-ending injury and received a medical redshirt ... recorded a pair of tackles.

**2015 (FRESHMAN):** Appeared in eight games with a start in the Western Kentucky win before suffering a season-ending injury ... served as the team's nickel back ... made 16 tackles, 11 solo, with a 96-yard interception return for a touchdown and one pass breakup ... sealed the FIU victory with the 96-yard pick-6, the longest INT return in the Big Ten in 2015 and tied for the fourth-longest in program history and nationally in 2015, with 3:58 remaining ... added three solo stops and the PBU in the game

... delivered season-highs with seven tackles and four solos against WKU ... tallied three solo tackles against No. 1 Ohio State.

**PREP/PERSONAL:** Defensive back and linebacker for head coach Brett Sniffin at Ridge Point High School ... named first team All-District 23-5A as a senior, his lone season at safety ... Touchdown Club of Houston Defensive Player of the Year finalist ... recorded 50 tackles and four pass breakups ... rated the No. 84 safety nationally by ESPN ... parents are Shantae Wilson and Jameel Cook, Sr. ... Cook, Sr., played fullback at Illinois (1998-2000) and nine seasons in the NFL (Tampa Bay, 2001-05 and 08-09; Houston, 2006-07) ... won a Super Bowl title with the Tampa Bay Buccaneers (2003) ... born on Feb. 6, 1997, Jameel Antwon Cook, Jr., is a criminal justice major.

### CAREER STATS

Year	UA	A	T	TFL	Sacks	FF	FR	Int	PBU
2015	11	5	16	0-0	0-0	0	0	1	1
2016	1	1	2	0-0	0-0	0	0	0	0
<b>Totals</b>	<b>12</b>	<b>6</b>	<b>18</b>	<b>0-0</b>	<b>0-0</b>	<b>0</b>	<b>0</b>	<b>1</b>	<b>1</b>



**CHRIS COVINGTON**

**4**

**LB • 6-2, 230 • Sr.**  
Chicago, Ill.  
Al Raby

**2016 (JUNIOR):** Appeared in all 13 games ... earned his first career start at No. 3 Michigan ... made 29 tackles, 19 solo, two sacks, three tackles for loss and one forced fumble ... recorded a career-high six stops, all solo, with his first career sack and first career forced fumble against the Wolverines ... posted four tackles with one sack in the Foster Farms Bowl vs. No. 19 Utah ... collected five stops at No. 2 Ohio State ... tallied four tackles with one TFL in the win over No. 17 Michigan State ... IU special teams player of the week (Michigan State) ... Ohio State game captain.

**2015 (SOPHOMORE):** Played in the final eight games of the season ... made four tackles, all at Penn State ... moved from quarterback to linebacker during spring practice.

**2014 (FRESHMAN):** Appeared in five games at quarterback ... suffered a season-ending ACL injury in game six at Iowa ... completed 3-of-12 for 31 yards and two interceptions ... rushed 17 times for 91 yards ... made his collegiate debut in the Indiana State win ... ran three times for 44 yards in the North Texas victory ... posted 41 rushing yards and the 31 passing yards against the Hawkeyes ... moved from linebacker to quarterback during preseason camp.

**PREP/PERSONAL:** Defensive back and quarterback for head coach Dangelo Dereef at Al Raby High School ... en route to all-city and all-conference honors, he threw for 1,993 yards and 26 touchdowns, and added 657 yards and 13 TDs on the ground in 2013 ... secured six tackles for loss, three interceptions and one forced fumble ... first athlete from Al Raby to earn a Division I scholarship ... parents are Sheneesha Edwards and Gary Covington ... born on Jan. 3, 1996, Chris Covington is a liberal studies major.

### CAREER STATS

Year	UA	A	T	TFL	Sacks	FF	FR	Int	PBU
2015	1	3	4	0-0	0-0	0	0	0	0
2016	19	10	29	3.0-10	2.0-7	1	0	0	0
<b>Totals</b>	<b>20</b>	<b>13</b>	<b>33</b>	<b>3.0-10</b>	<b>2.0-7</b>	<b>1</b>	<b>0</b>	<b>0</b>	<b>0</b>



**JONATHAN CRAWFORD**

**9**

**DB • 6-2, 203 • Jr.**  
Largo, Fla.  
Largo

Crawford has started all 26 career games at safety. He is the current Hoosiers leader with seven interceptions, four fumble recoveries and 11 takeaways.

**2016 HONORS:** Honorable mention All-Big Ten (media) ... earned Indiana's Terry P. Cole Award (Old Oaken Bucket Game MVP).

**2016 (SOPHOMORE):** Topped the Hoosiers with seven takeaways, four fumble recoveries (1st in the Big Ten, T-2nd nationally) and three interceptions (T-1st on the team) ... made 71 tackles (4th on the team), 45 solo, a half-tackle for loss and seven pass breakups (T-4th on the team) ... started all 13 games ... accounted for all three of the team's takeaways in the Purdue win with two interceptions and one fumble recovery ... the only Big Ten player and one of only nine in the FBS with three takeaways in a game in 2016 ... became the first Hoosier with two fumble recoveries in a game since 2009 in the Ball State victory ... broke up a career-high three passes at Northwestern and two against No. 10 Penn State ... posted a career-high nine stops in back-to-back wins against Maryland and at Rutgers ... added a career-high eight solos vs. the Terrapins ... collected seven tackles, five solo, with an INT and PBU against No. 10 Nebraska ... closed the season with six solo stops and recovered a fumble that he forced in the Foster Farms Bowl vs. No. 19 Utah ... tallied seven tackles in the season-opening victory at Florida International, against Wake Forest (1 PBU) and at No. 2 Ohio State ... three-time IU defensive player of the week (Wake Forest, Nebraska and Purdue) ... two-time game captain (Wake Forest and Michigan State).

**2015 HONORS:** Honorable mention Campus Insiders Freshman All-America team ... ESPN.com and BTN.com Big Ten All-Freshman team selection ... Big Ten co-Freshman of the Week (Western Kentucky) ... named IU's Defensive Newcomer of the Year.

**2015 (FRESHMAN):** Led the Hoosiers with four interceptions (33 yards), the third-most for a true freshman in program history, and finished second with 76 tackles and 48 solos (tied) ... added one sack, one forced fumble, one blocked field goal and one pass breakup ... shared third in the Big Ten and 25th nationally in INTs ... the four picks ranked first among all conference freshmen and tied for fourth among all freshmen nationally ... topped B1G true freshmen in overall (2nd among all freshmen) and solo stops (1st among all freshmen) ... started all 13 games ... picked off a pair of passes, the first of his career, in the Western Kentucky victory ... posted a career-high nine tackles with one interception (18 yards) in the New Era Pinstripe Bowl vs. Duke ...



# MEET THE HOOSIERS

opened his career with eight stops, six solo, and the blocked field goal in the Southern Illinois win ... made six tackles, five solo, with his first career sack and forced fumble against Rutgers ... collected one INT and five stops against No. 15 Michigan ... tallied seven tackles and one PBU at No. 7 Michigan State ... secured six solo stops against No. 10 Iowa ... added six tackles in the wins over Florida International, at Wake Forest and at Maryland ... two-time IU defensive player of the week (Western Kentucky and Duke).

**PREP/PERSONAL:** Defensive back and wide receiver for head coach Marcus Paschal at Largo High School ... his cousin, IU wide receiver Donovan Hale, also attended Largo ... four-year starter picked off a pair of passes to go along with 75 tackles in 2014 ... recorded 300 receiving yards and two touchdowns ... named All-Pinellas County and All-Big County ... made 56 stops with two interceptions in 2013, 54 and six in 2012 and 40 and two in 2011 ... holds the school record with 12 career INTs and shares the single-season mark with six ... Largo claimed three straight district titles and appeared in the playoffs four consecutive seasons ... rated the No. 45 safety nationally by 247Sports ... four-year football and basketball and two-year track and field letterwinner ... parents are Altamese and Joseph Crawford ... born on Aug. 3, 1996, Jonathan Darnell Crawford is an exploratory student.

## CAREER STATS

Year	UA	A	T	TFL	Sacks	FF	FR	Int	PBU
2015	48	28	76	1.0-9	1.0-9	1	0	4	1
2016	45	26	71	0.5-1	0-0	1	4	3	7
<b>Totals</b>	<b>93</b>	<b>54</b>	<b>147</b>	<b>1.5-10</b>	<b>1.0-9</b>	<b>2</b>	<b>4</b>	<b>7</b>	<b>8</b>



## COY CRONK

**54**  
DL • 6-5, 305 • So.  
Lafayette, Ind.  
Central Catholic

**2016 HONORS:** 247Sports True Freshman All-American ... ESPN.com and BTN.com Big Ten All-Freshman team selection.

**2016 (FRESHMAN):** Started all 13 games as left tackle, an Indiana true freshman record for an offensive lineman ... IU ranked second in the Big Ten in passing offense (273.8) and third in total offense (426.0) ... Devine Redding became the fourth Hoosier to record back-to-back 1,000-yard rushing seasons and the first since Vaughn Dunbar (1990-91) ... on Indiana's single-season list, Richard Lagow's passing yardage (3,362) ranks second, attempts (438) third, and completions (253) and total offense (3,174) fourth.

**PREP/PERSONAL:** Offensive lineman and linebacker for head coach Kevin O'Shea at Lafayette Central Catholic High School ... Indiana Football Coaches Association Top 50 as a senior ... all-state selection as a sophomore (linebacker), junior and senior ... team went 15-0 and captured the 2012 state championship ... also a member of the 2015 state title team ... 2015 all-area player of the year was a three-time all-conference honoree (2013-15) ... first two-time captain in school history led Central Catholic in blocking percentage in 2014 and 2015 ... career tackles leader topped the

team in stops as a sophomore, junior and senior ... rated the No. 6 prospect in Indiana and the No. 53 offensive tackle nationally by ESPN ... four-year football and baseball letterwinner ... Central Catholic won the 2013 state championship and finished runner-up in 2015 ... all-state (2015) and two-time all-conference (2014-15) at catcher ... member of the National Honor Society ... parents are Karla and Nick Cronk ... Nick was a graduate assistant under IU's all-time winningest coach Bill Mallory (1992-93) ... his grandfather played football at the University of Illinois ... born on Jan. 18, 1998, Coy Nicklaus Cronk is a SPEA management major.



## AUSTIN DORRIS

**83**  
TE • 6-5, 255 • So.-R  
Shadyside, Ohio  
Shadyside

**2016 (FRESHMAN):** Appeared in seven games ... made his collegiate debut in the season-opening win at Florida International ... Academic All-Big Ten selection.

**2015:** Redshirted the 2015 season ... scout team player of the week (Michigan).

**PREP/PERSONAL:** Quarterback and tight end for head coach Mark Holenka at Shadyside High School ... earned first team all-state and Ohio Valley Player of the Year honors as a senior ... threw for 1,100 yards and rushed for 1,250 yards ... posted 980 passing yards and 1,423 rushing yards en route to second team all-state accolades in 2013 ... led Shadyside to regional finals appearances in 2011, 2013 and 2014, and a 42-7 four-year record ... rated the No. 25 tight end nationally by Scout ... four-year football, three-year basketball and baseball and one-year track and field letterwinner ... member of the Principal's List ... parents are Bob Dorris, Jr., and Gloria Dorris ... born on Aug. 22, 1996, Austin Robert Dorris is a media major.



## CHASE DUTRA

**30**  
DB • 6-1, 212 • Sr.-5th  
Brownsburg, Ind.  
Brownsburg

**2016 (JUNIOR):** Played in 10 games ... recorded 46 tackles, 35 solo, a half-tackle for loss, one forced fumble, one fumble recovery and one blocked punt ... made a season-high seven stops, five solo, in the win vs. No. 17 Michigan State ... forced a fumble (5 tackles) at No. 2 Ohio State and recovered a fumble (5 tackles) in the Foster Farms Bowls vs. No. 19 Utah ... the blocked punt resulted in a safety against No. 10 Nebraska ... two-time IU special teams player of the week (Nebraska and Penn State) ... scout team player of the week (Purdue) ... Michigan State game captain.

**2015 (SOPHOMORE):** Finished fifth on the team with 61 tackles and 38 solo stops ... added four tackles for loss, one forced fumble, one fumble recovery and two pass breakups ... made seven starts in eight games ... was second on the team

and 19th in the Big Ten in league play only with 7.4 stops per outing ... recorded three double-digit tackle games ... collected a career-high 13 stops with a half-TFL at No. 7 Michigan State ... tallied 11 tackles with a career-best 1.5 for loss the following weekend vs. No. 10 Iowa ... posted a team-high 11 stops, one for loss, with a career-high seven solos against No. 1 Ohio State ... forced his first career fumble and netted eight tackles, five solo, vs. Rutgers ... recovered the fumble at Penn State ... matched a career mark with two PBUs in the win at Wake Forest ... two-time IU defensive player of the week (Ohio State and Iowa).

**2014 HONORS:** BTN.com honorable mention All-Big Ten Freshman team.

**2014 (FRESHMAN):** Played in all 12 games with the first start of his career against Maryland ... shared the team lead with three interceptions (39 yards) and made 34 tackles, 26 solo, with two tackles for loss, five pass breakups (T-3rd on the team) and one forced fumble ... shared the top spot (9th overall) in INTs and second in PBUs among Big Ten freshmen ... posted six stops with one interception and one pass breakup in the Purdue win ... picked off one pass and returned it 39 yards at Michigan ... collected his first career INT and added one PBU in the North Texas win ... forced his first career fumble at Rutgers ... recorded a career-best two pass breakups with one TFL and four tackles against Maryland ... two-time IU defensive player of the week (North Texas and Michigan).

**2013:** Redshirted the 2013 season ... scout team player of the week (Michigan State).

**PREP/PERSONAL:** Safety and wide receiver for head coach Brett Comer at Brownsburg High School ... Indiana Associated Press Class 5A All-State and Indiana Football Coaches Association (IFCA) Top 50 and all-state as a senior ... team captain was selected to the 2012 Indianapolis Star Super Team ... IFCA Top 50 and all-state and Associated Press honorable mention all-state as a junior ... two-time all-conference selection ... closed his career with 1,827 rushing yards on 183 carries (10.0 average) with 22 touchdowns ... made 54 receptions for 1,033 yards and eight scores ... added a school record 883 yards on 34 kick return yards (26.0) ... also holds the single-game record with 210 kick return yards ... recorded 327 yards on 21 punt returns (15.6) with three TDs ... collected 72 tackles with one interception, one forced fumble and 15 passes defended ... rated the No. 9 prospect in Indiana and the No. 51 athlete nationally by Rivals ... team captured conference championships in 2011 and 2012 ... four-year football and three-year basketball letterwinner ... born in Turkey and grew up in Alaska ... parents are Jim and Tammy Dutra ... born on Jan. 19, 1994, Chase Michael Dutra is a liberal studies major.

## CAREER STATS

Year	UA	A	T	TFL	Sacks	FF	FR	Int	PBU
2014	26	8	34	2.0-5	0-0	1	0	3	5
2015	38	23	61	4.0-12	0-0	1	1	0	2
2016	35	11	46	0.5-1	0-0	1	1	0	0
<b>Totals</b>	<b>99</b>	<b>42</b>	<b>141</b>	<b>6.5-18</b>	<b>0-0</b>	<b>3</b>	<b>2</b>	<b>3</b>	<b>7</b>



# MEET THE HOOSIERS



**GAVIN  
EVERETT**

**69**

**DL • 6-3, 245 • So.-R**  
Center Grove, Ind.  
Western Illinois

**2016 (FRESHMAN):** Sat out the 2016 season due to NCAA transfer rules ... walk-on joined the program during 2016 spring practice ... two-time scout team player of the week (Northwestern and Penn State).

**2015:** Did not see any game action in 2015 at Western Illinois University.

**PREP/PERSONAL:** Defensive lineman for head coach Eric Moore at Center Grove High School ... earned all-state and all-conference honors in 2014 ... team captain also selected to the Indianapolis Star Super Team ... posted 41 tackles, 10 sacks, 12 tackles for loss and two fumble recoveries ... Center Grove won four straight regional and sectional championships, and three straight conference championships ... earned seven letters in football and lacrosse ... parents are Caroline and Chris Everett ... born on April 10, 1997, Gavin Christopher Everett is a SPEA management major.



**RASHARD  
FANT**

**16**

**DB • 5-10, 180 • Sr.-5th**  
Atlanta, Ga.  
Our Lady of Mercy

Fant is the NCAA active career leader and Indiana's all-time leader with 48 passes defended and 44 pass breakups in 38 games.

**2016 HONORS:** Second team All-Big Ten (media) ... IU's Defensive Teammate of the Year.

**2016 (JUNIOR):** Topped the Big Ten in pass breakups (17, T-2nd nationally) and passes defended (20, 3rd nationally) ... started all 13 games at cornerback ... shared the team lead with three interceptions (68 yards), including a 34-yard pick-6, and made 33 tackles, 29 solo, and one tackle for loss ... tallied four games with multiple PBUs ... collected the INT TD return in the season-opening win at Florida International ... picked off a pass and returned it 34 yards against No. 10 Penn State and added No. 3 in the Foster Farms Bowl vs. No. 19 Utah ... broke up three passes in the Ball State victory and at Northwestern ... delivered five solos and one pass breakup in the Maryland win ... tallied four solos and the TFL with one PBU in the victory at Rutgers ... Nebraska game captain.

**2015 (SOPHOMORE):** Led the Big Ten and finished second nationally with 22 pass breakups ... made 52 tackles, 48 solo (T-2nd on the team), with 1.5 tackles for loss (11 yards), one interception and one

fumble recovery ... started 12 times and appeared in all 13 games ... recorded a career-high four PBUs in the wins over Florida International (4 solos), at Wake Forest (4 solos) and at Maryland ... netted career-bests with eight stops (team-high), all solo, with one PBU in the Western Kentucky victory ... added eight tackles, seven solo, a half-TFL and two pass breakups against Rutgers ... collected his first career INT and one PBU in the New Era Pinstripe Bowl vs. Duke ... tallied a stop for loss with the fumble recovery against No. 1 Ohio State ... posted five tackles with three pass breakups against No. 15 Michigan and five stops with one PBU in the win at Purdue ... IU defensive player of the week (Penn State).

**2014 (FRESHMAN):** Posted 23 tackles, 21 solo, with five pass breakups and one fumble recovery ... played in all 12 games ... shared second among Big Ten freshmen and tied for third on the team in PBUs ... recovered the fumble, the first of his career, at Rutgers.

**2013:** Redshirted the 2013 season.

**PREP/PERSONAL:** Athlete for head coach Mike Earwood at Our Lady of Mercy High School ... three-time all-state, all-region and all-county selection ... named the team's offensive and special teams player of the year twice ... played in the 2013 Offense-Defense All-American Bowl ... rushed for 614 yards on 33 rushes (18.6 average) with five touchdowns as a senior ... recorded 303 yards on 21 receptions with five scores ... added a pair of kick and punt return TDs ... made 36 tackles, four interceptions and nine pass breakups at cornerback ... carried the ball 33 times for 543 yards (16.5 average) and nine touchdowns as a junior ... brought in 21 balls for 361 yards and four scores ... returned one kick and two punts for TDs ... collected 41 tackles with one INT touchdown return ... compiled 826 rushing yards and 11 scores to go along with 24 catches for 461 yards and six TDs as a sophomore ... posted five kick and six punt return touchdowns ... rated the No. 14 athlete nationally, the No. 16 prospect in Georgia and the No. 147 prospect overall by ESPN ... four-year football, three-year basketball and one-year track and field letterwinner ... four-year starting point guard ... holds the school record for most career touchdowns (63) and all-purpose yards ... posted a school record 4:37 40-yard dash time ... parents are Randy Fant and Donna Wilson-Fant ... born on Jan. 8, 1995, Rashard Ahmad Fant graduated in Dec. 2016 with a degree in SPEA management and is currently pursuing his master's degree in public affairs.

## CAREER STATS

Year	UA	A	T	TFL	Sacks	FF	FR	Int	PBU
2014	21	2	23	0-0	0-0	0	1	0	5
2015	48	4	52	1.5-11	0-0	0	1	1	22
2016	29	4	33	1.0-2	0-0	0	0	3	17
<b>Totals</b>	<b>98</b>	<b>10</b>	<b>108</b>	<b>2.5-13</b>	<b>0-0</b>	<b>0</b>	<b>2</b>	<b>4</b>	<b>44</b>



**MIKE  
FIACABLE**

**9**

**QB • 6-1, 205 • So.-R**  
Fort Wayne, Ind.  
Bishop Dwenger

**2016 (FRESHMAN):** Did not see any game action in 2016.

**2015:** Redshirted the 2015 season ... walk-on joined the program during the season.

**PREP/PERSONAL:** Quarterback for head coach Chris Svarczkopf at Bishop Dwenger High School ... first team all-state and all-conference selection ... passed for 2,800 yards and 26 touchdowns as a senior ... rushed for 610 yards and 15 TDs ... holds school single-season records in total yardage and total touchdowns ... set Bishop Dwenger's single-game passing yardage mark ... team finished state runner-up his senior campaign ... three-year football and four-year basketball letterwinner ... served as a football and basketball team captain ... parents are Cathy and Steve Fiacable ... brother, Steve, was an IU offensive lineman (2009-10) ... born on Sept. 29, 1995, Mike Fiacable is an exercise science major.



**TONY  
FIELDS**

**19**

**DB • 5-11, 205 • Sr.**  
Tallahassee, Fla.  
Amos P. Godby

**2016 (JUNIOR):** Started all 13 games at safety ... finished fifth on the team with 70 tackles, 53 solo (4th on the team), a half-tackle for loss, two interceptions (T-3rd) and seven pass breakups (T-4th) ... collected a career-high eight tackles four times: in the Foster Farms Bowl vs. No. 19 Utah, in the Purdue win, vs. No. 10 Penn State (all solo) and at No. 2 Ohio State ... added his second pick, which he returned 16 yards, vs. the Nittany Lions ... made seven solo stops with an interception against No. 10 Nebraska ... posted a career-high two pass breakups in the Ball State win ... IU defensive player of the week (Penn State).

**2015 (SOPHOMORE):** Appeared in all 13 games ... made 19 tackles, 15 solo, with a 20-yard interception touchdown return at Wake Forest ... the INT was the first of his career ... made four stops, all solo, against No. 10 Iowa ... closed the season with three tackles in the New Era Pinstripe Bowl against Duke.

**2014 (FRESHMAN):** Played in all 12 games ... posted 14 tackles, nine solo, with one pass breakup ... collected four stops, three solo, with the PBU in the team's win over No. 18 Missouri.



# MEET THE HOOSIERS

**PREP/PERSONAL:** Safety for head coach Ronnie Cottrell at Amos P. Godby High School ... finished his career with 314 tackles, 13 interceptions, 15 pass breakups, seven fumble recoveries, five forced fumbles, four touchdowns and three sacks ... recorded 71 tackles, 42 solo, and four INTs as a senior ... team captain led Godby to a 10-2 record and a district championship ... two-time all-state and All-Big Bend selection ... played at North Florida Christian High School as a sophomore and won the 2A state title ... rated the No. 44 safety nationally by ESPN ... four-year football and two-year basketball letterwinner ... four-year honors student won the 2013 Godby Senior Football Athlete Academic Award ... parents are Antonio and Tabatha Fields ... born on Sept. 25, 1995, Antonio Malik Fields is a SPEA management major.

## CAREER STATS

Year	UA	A	T	TFL	Sacks	FF	FR	Int	PBU
2014	9	5	14	0-0	0-0	0	0	0	1
2015	15	4	19	0-0	0-0	0	0	1	0
2016	53	17	70	0.5-1	0-0	0	0	2	7
<b>Totals</b>	<b>77</b>	<b>26</b>	<b>103</b>	<b>0.5-1</b>	<b>0-0</b>	<b>0</b>	<b>0</b>	<b>3</b>	<b>8</b>



## DANNY FRIEND

84

TE • 6-5, 260 • Sr.-5th  
Morris, Ill.  
Morris Community

**2016 (JUNIOR):** Started all 13 games ... pulled in seven receptions for 65 yards and two touchdowns ... key blocker for the Big Ten's second-ranked passing offense (273.8) and third-ranked total offense (426.0) ... in the season-opening win at Florida International, he caught two passes for 27 yards, including his first career TD (21 yards) ... added a 7-yard score at No. 2 Ohio State ... IU offensive player of the week (Florida International).

**2015 (SOPHOMORE):** Appeared in the first four games before sustaining a season-ending injury ... collected three receptions for 39 yards ... had a pair of catches for 30 yards in the Western Kentucky win, including a 22-yarder ... added one grab for nine yards in the victory at Wake Forest.

**2014:** Suffered a knee injury during preseason camp and redshirted the 2014 season.

**2013 (FRESHMAN):** Played in all 12 games, primarily on special teams.

**PREP/PERSONAL:** Tight end and defensive end for head coach Alan Thorton at Morris Community High School ... made 15 receptions for 283 yards and four touchdowns as a senior ... added 56 tackles, 33 solo, seven sacks, three interceptions (1 touchdown), one fumble recovery, one forced fumble and one blocked field goal ... a 2012 Illinois High School Football Coaches Association Class 5A All-State selection ... named the 2012 Herald-News Defensive Player of the Year and the 2012 Northern Illinois Big 12 Defensive Player of the Year ... two-time all-conference honoree ... team went 12-2 and advanced to the state championship game ... as a junior, recorded 18 catches for 262 yards and five TDs ... posted 34 tackles, two sacks, three fumble recoveries and two forced fumbles ... rated the No. 24 player in Illinois by 247Sports and the No. 26

tight end nationally by Scout ... three-year football, three-year basketball and two-year track and field letterwinner ... recognized on the 2011 and 2012 Class 5A All-State Academic team ... high honor roll student ... parents are Sherry and Patrick Friend ... born on Jan. 15, 1995, Daniel Patrick Friend is an exercise science major.

## CAREER STATS

Year	Rec	Yds	TD	Lg	Rec/G	Avg/C	Avg/G
2013	0	0	0	0	0.0	0.0	0.0
2015	3	39	0	22	0.8	13.0	9.8
2016	7	65	2	21	0.5	9.3	5.0
<b>Totals</b>	<b>10</b>	<b>104</b>	<b>2</b>	<b>22</b>	<b>0.3</b>	<b>10.4</b>	<b>3.6</b>



## CHRIS GAJCAK

39

WR • 6-2, 190 • So.-R  
Lisle, Ill.  
Naperville North

**2016 (FRESHMAN):** Did not see any game action in 2016 ... scout team player of the week (Maryland) ... Academic All-Big Ten selection.

**2015:** Redshirted the 2015 season ... two-time scout team player of the week (Rutgers and Maryland) ... walk-on joined the program during the season.

**PREP/PERSONAL:** Played for head coach Sean Drendel at Naperville North High School ... a unanimous first team all-conference running back ... also earned letters in basketball and track and field ... earned the JKB Leadership Award and was named the Senior Man of the Year ... parents are Julie and Greg Gajcak ... born on Dec. 24, 1996, Christopher Philip Gajcak is a SPEA management major.



## JOSEPH GEDEON

86

P • 6-3, 200 • Jr.-R  
Columbus, Ind  
Columbus North

**2016 (SOPHOMORE):** Averaged 40.3 yards on 61 punts ... placed 23 punts inside the 20-, nine inside the 10- and six inside the 5-yard line ... netted five 50-yard punts with a long of 57 ... made two tackles ... dropped a career-high four of his five punts inside the 20, including one at the 3-yard line, in the Ball State win ... averaged a career-best 45.4 yards on five punts with the career-long 57-yarder and two inside the 20 at Northwestern ... his first career punt was downed at the 1-yard line and led to a safety in the Hoosiers season-opening win at Florida International ... had punts downed at the 2- and 1-yard lines at No. 2 Ohio State ... recorded three punts inside the 20 at FIU, against No. 10 Nebraska and in the win at Rutgers ... two-time IU special teams player of the week (Florida International and Ohio State).

**2015 (FRESHMAN):** Did not see any game action in 2015.

**2014:** Redshirted the 2014 season ... walk-on joined the program during the season.

**PREP/PERSONAL:** Kicker and punter for head coach Tim Bless at Columbus North High School ... landed 17 career punts inside the 20-yard line ... made 13 of his 16 career field goal attempts ... his nine field goals as a junior rank third on the school's single-season list ... two-year football, four-year track and field and two-year basketball letterwinner ... ranked in the top 10 in the state in the hurdles ... parents are Rosalie and Patrick Gedeon ... born on March 25, 1995, Joseph Daniel Gedeon is a liberal studies major.

## CAREER STATS

Year	No	Yds	Lg	Avg	TD	FC	50+	I20	I10
2016	61	2457	57	40.3	0	9	5	23	9
<b>Totals</b>	<b>61</b>	<b>2457</b>	<b>57</b>	<b>40.3</b>	<b>0</b>	<b>9</b>	<b>5</b>	<b>23</b>	<b>9</b>



## COLE GEST

20

RB • 5-8, 195 • Fr.-R  
Lyndhurst, Ohio  
St. Edward

**2016 (FRESHMAN):** Rushed for 47 yards on 10 attempts in the first three games before he suffered a season-ending injury and received a medical redshirt ... returned five kickoffs for 110 yards.

**PREP/PERSONAL:** Running back for head coach Tom Lombardo at St. Edward High School ... led St. Edward to Division I state championships in 2014 and 2015 and a 27-3 record ... finished his career as the school's all-time leading rusher with nearly 4,000 yards ... carded 50 career rushing touchdowns and scored at least one TD in 24 consecutive games ... first team All-Ohio and first team all-district in 2015 ... rushed for 2,097 yards with 25 scores as a senior ... added 20 receptions, 342 yards and three touchdowns ... collected 1,854 rushing yards and 25 TDs as a junior ... named first team all-district and special mention All-Ohio ... rated the No. 65 prospect in Ohio by Rivals ... enjoys playing the guitar and piano ... parents are Kelly and Christian Gest ... born on Jan. 15, 1998, Cole Matthew Gest is a SPEA management major.

## CAREER STATS

Year	Att	Yards	TD	Lg	Avg/C	Avg/G
2016	10	47	0	15	4.7	15.7
<b>Totals</b>	<b>10</b>	<b>47</b>	<b>0</b>	<b>15</b>	<b>4.7</b>	<b>15.7</b>



## DAN GODSIL

97

LS • 6-4, 230 • Jr.  
Ottawa, Ohio  
Ottawa-Glandorf

**2016 (SOPHOMORE):** Appeared in all 13 games as long and short snapper ... earned a scholarship for the 2016 season during preseason camp.

**2015 (FRESHMAN):** Served as the team's long snapper (punts) ... made seven tackles, five solo ... appeared in all 13 games ... posted a season-best three stops, two solo, at Penn State ... IU special teams player of the week (Penn State).





# MEET THE HOOSIERS

**PREP/PERSONAL:** Played for head coach Ken Schriener at Ottawa-Glandorf High School ... first team all-conference selection at linebacker ... three-year football letterwinner ... also lettered in track and field ... parents are Susan and David Godsil ... born on Aug. 19, 1996, Daniel Matthew Godsil is a public financial management major.



**GREG GOOCH**  
**49** DL • 6-2, 250 • Sr.  
 Longwood, Fla.  
 Lyman

**2016 (JUNIOR):** Started 12 games and played in all 13 at defensive end ... moved from linebacker to defensive end during the offseason ... collected 26 tackles, 15 solo, one sack, 5.5 tackles for loss and one forced fumble ... registered a career-high 1.5 TFLs and three stops against No. 10 Penn State ... recorded his sack in the Purdue win and the forced fumble in the Foster Farms Bowl vs. No. 19 Utah ... tallied a career-high four tackles, all solo, with one stop for loss and one quarterback hurry at Northwestern.

**2015 (SOPHOMORE):** Appeared in 12 games and made 12 tackles with one sack and one forced fumble at linebacker ... recorded his first career sack, forced his first career fumble and made three stops in the win at Purdue.

**2014 (FRESHMAN):** Played in all 12 games at linebacker ... collected 11 tackles, 1.5 for loss, with one interception and one pass breakup ... picked off his first career pass against Penn State ... added a pair of stops and one TFL against the Nittany Lions ... IU defensive player of the week (Penn State).

**PREP/PERSONAL:** Linebacker for head coach Jeff Gierke at Lyman High School ... played both inside and outside linebacker during his career ... made 77 tackles, seven sacks and 26 tackles for loss as a senior ... named to the Orlando Sentinel's All-Area team ... ranked No. 3 on the publication's 2014 Central Florida Super60 ... rated the No. 30 inside linebacker nationally by Rivals ... mother is Dwan Tolbert ... born on Sept. 25, 1994, Greg Bernard Gooch, Jr., is a liberal studies major.

### CAREER STATS

Year	UA	A	T	TFL	Sacks	FF	FR	Int	PBU
2014	6	5	11	1.5-4	0-0	0	0	1	1
2015	9	3	12	1.0-8	1.0-8	1	0	0	0
2016	15	11	26	5.5-18	1.0-2	1	0	0	0
<b>Totals</b>	<b>30</b>	<b>19</b>	<b>49</b>	<b>8.0-30</b>	<b>2.0-10</b>	<b>2</b>	<b>0</b>	<b>1</b>	<b>1</b>



### TYLER GREEN

**3**

DB • 6-3, 190 • Jr.  
Waldorf, Md.  
DeMatha Catholic

**2016 (SOPHOMORE):** Played 11 games with a start in the Foster Farms Bowl vs. No. 19 Utah ... made 10 tackles with two pass breakups and one forced fumble ... posted a career-high seven tackles, five solo, and forced his first career fumble vs. the Utes ... Academic All-Big Ten selection.

**2015 (FRESHMAN):** Appeared in the final eight games with starts against No. 15 Michigan and at Maryland ... made 16 tackles, 14 solo, with one for loss ... posted six stops, a career-high and all solo, with the TFL in first career start vs. the Wolverines ... added four tackles at No. 7 Michigan State and three stops in the win against the Terrapins.

**PREP/PERSONAL:** Defensive back for head coach Elijah Brooks at DeMatha Catholic High School ... all-state selection ... team captain was the team's player of the week three times ... helped DeMatha to back-to-back conference championships in 2013 and 2014 ... participated in the 2014 U.S. Army All-American Combine and the Nike Opening ... rated the No. 9 prospect in Maryland and the No. 19 safety nationally by 247Sports ... parents are Ben Green and Vanetta Crawford ... born on Aug. 26, 1997, Tyler Tremaine Green is a media major.

### CAREER STATS

Year	UA	A	T	TFL	Sacks	FF	FR	Int	PBU
2015	14	2	16	1.0-7	0-0	0	0	0	0
2016	8	2	10	0-0	0-0	1	0	0	2
<b>Totals</b>	<b>22</b>	<b>4</b>	<b>26</b>	<b>1.0-7</b>	<b>0-0</b>	<b>1</b>	<b>0</b>	<b>0</b>	<b>2</b>



### DONAVAN HALE

**10**

WR • 6-4, 225 • Jr.  
Largo, Fla.  
Largo

**2016 (SOPHOMORE):** Made 13 receptions for 210 yards and one touchdown in 12 games ... special teams contributor posted two tackles against No. 10 Nebraska and recovered his first career fumble in the Foster Farms Bowl vs. No. 19 Utah ... returned three kickoffs for 40 yards in the Purdue win ... recorded the first TD of his career, a career-long 49-yard catch, against Wake Forest ... caught three balls for 48 yards in the Rutgers victory and two for 45 against No. 10 Penn State.

**2015 (FRESHMAN):** Played in 10 games ... caught one pass for 10 yards ... returned two kicks for 22 yards ... made the reception against No. 15 Michigan and returned both kicks vs. No. 1 Ohio State.

**PREP/PERSONAL:** Quarterback for head coach Marcus Paschal at Largo High School ... his cousin, IU safety Jonathan Crawford, also attended Largo ... threw for 1,488 yards and nine touchdowns as a senior ... finished the year with over 2,000 all-purpose yards and 17 TDs ... first team all-district and all-county ... holds the program single-game

record with five passing scores ... Largo claimed three straight district titles and appeared in the playoffs four straight seasons ... three-year football and four-year basketball letterwinner ... nominee for the McDonald's All-American Game averaged 15.7 points, seven rebounds and four assists as a junior ... parents are Karla Bennett and Ron Hale ... Ron averaged 12.3 points per game at Florida State from 1997-2000 ... born on Dec. 19, 1996, Donovan Jacquez Hale is a liberal studies major.

### CAREER STATS

Year	Rec	Yds	TD	Lg	Rec/G	Avg/G	Avg/G
2015	1	10	0	10	0.1	10.0	1.1
2016	13	210	1	49	1.1	16.2	17.5
<b>Totals</b>	<b>14</b>	<b>220</b>	<b>1</b>	<b>49</b>	<b>0.7</b>	<b>15.7</b>	<b>10.5</b>



### J-SHUN HARRIS II

**5**

WR • 5-8, 170 • Jr.-R  
Fishers, Ind.  
Fishers

**2016 (SOPHOMORE):** Suffered a season-ending ACL injury during preseason camp.

**2015:** Suffered a season-ending ACL injury during the summer and received a medical redshirt.

**2014 HONORS:** 247Sports.com Big Ten All-Freshman team member ... BTN.com honorable mention All-Big Ten Freshman team ... named IU's Offensive Newcomer of the Year.

**2014 (FRESHMAN):** Caught 18 passes for 168 yards with two touchdowns ... finished third on the team in yardage and fourth in receptions ... led Indiana with 19 kick returns and 391 yards, good for a 20.6 average (T-3rd among Big Ten freshmen) ... returned three punts for 12 yards ... started six times and played in all 12 games ... recorded a career-high seven catches for a career-best 68 yards, including a 22-yard TD at Bowling Green ... collected two receptions for 43 yards with a career-long 33-yard score in the win at No. 18 Missouri ... returned six kicks for a career-high 125 yards at Rutgers.

**PREP/PERSONAL:** Wide receiver for head coach Rick Wimmer at Fishers High School ... Indiana Football Coaches Association Top 50 and all-state as a senior ... Indiana Associated Press Class 6A All-State ... two-time first team All-Hamilton County selection ... holds Fishers career records for receptions (133), receiving yardage (2,032), touchdown catches (17), punt returns (40), punt return yardage (768), punt return average (19.2) and punt return TDs (5) ... 2013 team captain made 62 receptions for 1,027 yards (16.6) with eight scores en route to all-conference honors ... also returned 13 punts for 318 yards (24.5) and two touchdowns ... set school single-season records for catches, receiving yardage, punt returns, punt return yardage and punt return average ... Fishers won the 2010 Indiana Class 5A state championship and claimed conference titles in 2010 and 2013 ... rated the No. 13 prospect in Indiana by Rivals ... four-year football and four-year track and field letterwinner ... parents are Art and Stephanie Peterson ... born on Nov. 24, 1995, J-Shun Nehru Harris II is a SPEA management major.



# MEET THE HOOSIERS

## CAREER STATS - RECEIVING

Year	Rec	Yds	TD	Lg	Rec/G	Avg/C	Avg/G
2014	18	168	2	33	1.5	9.3	14.0
<b>Totals</b>	<b>18</b>	<b>168</b>	<b>2</b>	<b>33</b>	<b>1.5</b>	<b>9.3</b>	<b>14.0</b>

## CAREER STATS - KICK RETURN

Year	No	Yds	TD	Lg	Avg/R	Avg/G
2014	19	391	0	35	20.6	32.6
<b>Totals</b>	<b>19</b>	<b>391</b>	<b>0</b>	<b>35</b>	<b>20.6</b>	<b>32.6</b>



### THOMAS HENDERSON

**34** DB • 5-9, 175 • So.-R  
Bloomington, Ind.  
Bloomington South

**2016 (FRESHMAN):** Made his collegiate debut in the Foster Farms Bowl vs. No. 19 Utah ... two-time scout team player of the week (Maryland and Michigan).

**2015:** Redshirted the 2015 season ... four-time scout team player of the week (Rutgers, Michigan State, Purdue and Duke).

**PREP/PERSONAL:** Defensive back for head coach Mo Moriarity at Bloomington South High School ... team captain earned all-area honors twice and all-conference recognition once ... finished his career with 147 tackles, eight interceptions, 21 pass breakups and two defensive touchdowns ... Bloomington South was ranked No. 1 in Class 5A and captured sectional and regional championships ... two-year football letterwinner ... parents are Michelle and Rob Henderson ... born on June 23, 1997, Thomas Henderson is an exercise science major.



### NATE HOFF

**74** DL • 6-2, 310 • Sr.-5th  
Solon, Ohio  
Naval Academy Prep

**2016 (JUNIOR):** Led the IU defensive line with 38 tackles and 23 solos ... added 2.5 sacks, six tackles for loss, one forced fumble and one blocked extra point ... started all 13 games at defensive tackle ... collected a career-high eight stops (4 solo) with 1.5 for loss at No. 3 Michigan ... carded his third career two-TFL game at No. 2 Ohio State with one sack ... posted five tackles, including a sack in overtime, in the win over No. 17 Michigan State ... matched his career-high with four solos and forced his first career fumble in the Foster Farms Bowl vs. No. 19 Utah ... blocked the PAT in the Purdue victory ... IU defensive player of the week (Michigan) ... earned the Hoosier Iron Award (Outstanding Weight Room Performance).

**2015 (SOPHOMORE):** Appeared in all 13 games and started in the win at Wake Forest ... made four solo tackles.

**2014 HONORS:** Named CollegeFootballNews.com Freshman All-America honorable mention ... BTN.com honorable mention All-Big Ten Freshman team.

**2014 (FRESHMAN):** Started eight times and appeared in all 12 games at nose tackle ... finished second on the team with 3.5 sacks (18 yards) and 8.5 tackles for loss (30 yards) ... made 29 tackles, which ranked second among Indiana defensive linemen ... ranked third in sacks and shared third in TFLs among Big Ten freshmen ... posted one sack, two tackles for loss and four stops, all solo, against Maryland ... matched his career-high with two TFLs at Rutgers ... recorded a career-high 1.5 sacks against Penn State ... collected one tackle for loss in his collegiate debut vs. Indiana State and one in the win at No. 18 Missouri ... posted at least a half-TFL seven times.

**2013:** Redshirted the 2013 season ... Indiana's co-Defensive Scout Team Player of the Year ... three-time scout team player of the week (Navy, Penn State and Wisconsin).

**PREP/PERSONAL:** Defensive and offensive lineman for head coach J.P. Shevory at the Naval Academy Preparatory School in Newport, RI ... graduated from Solon (Ohio) High School in 2011 ... four-year starter ... played in the 2012 Ohio North-South Classic after he recorded 24 tackles for loss as a senior ... at offensive guard, blocked at an 84 percent efficiency rate with 77 pancakes ... posted 62 tackles with 21 TFLs and one fumble recovery his junior campaign ... also lettered in track and wrestling, where he finished fifth as a heavyweight at the 2011 Ohio High School Athletic Association Wrestling Championships ... parents are Paul and Hadassa Hoff ... born on Jan. 7, 1994, Nathaniel Hoff is a SPEA management major.

## CAREER STATS

Year	UA	A	T	TFL	Sacks	FF	FR	Int	PBU
2014	16	13	29	8.5-30	3.5-18	0	0	0	0
2015	4	0	4	0-0	0-0	0	0	0	0
2016	23	15	38	6.0-14	2.5-10	1	0	0	1
<b>Totals</b>	<b>43</b>	<b>28</b>	<b>71</b>	<b>14.5-44</b>	<b>6.0-28</b>	<b>1</b>	<b>0</b>	<b>0</b>	<b>1</b>



### ISAAC JAMES

**13** WR • 5-11, 195 • So.-R  
Carmel, Ind.  
Carmel

**2016 (FRESHMAN):** Appeared in 12 games ... made his collegiate debut in the season-opening win at Florida International ... special teams contributor posted a pair of tackles ... IU special teams player of the week (Rutgers) ... Academic All-Big Ten selection.

**2015:** Redshirted the 2015 season ... scout team player of the week (Purdue).

**PREP/PERSONAL:** Athlete for head coach Kevin Wright at Carmel High School ... played quarterback, wide receiver, running back and defensive back ... finished his career with over 2,000 rushing yards, 800 passing yards, 200 receiving yards and 40 career touchdowns ... Indiana Football Coaches Association (IFCA) Top 50 and Indiana Associated Press Class 6A All-State selection as a senior ... IFCA All-State his junior and senior campaigns ... two-time all-conference

honoree ... member of the 2014 Indianapolis Star Super Team ... caught 28 passes for 188 yards, rushed for 841 yards and six touchdowns and passed for 225 yards ... Carmel won the 2011 state championship and appeared in three title games overall (2011, 2013, 2014) ... posted the school's first undefeated regular season (2014) in 26 years ... rated the No. 5 prospect in Indiana and the No. 36 athlete nationally by 247Sports ... earned seven varsity letters in football, basketball and track and field ... won the 2014 sectional long jump competition and set a school record (23'3") ... honors student ... parents are Edmond Gray and Neesheka James ... has five brothers and two sisters ... born on Aug. 27, 1997, Isaac Aaron James is a human biology major.



### JEROME JOHNSON

**98** DL • 6-3, 295 • Fr.-R  
Bassfield, Miss.  
Bassfield

**2016:** Redshirted the 2016 season.

**PREP/PERSONAL:** Defensive lineman for head coach Lance Mancuso at Bassfield High School ... three-time first team all-state and first team all-region selection ... named the 2015 Region 7-2A Most Valuable Player and the Mississippi Association of Coaches Player of the Year ... two-time all-area honoree posted 88 tackles, eight sacks and 20 tackles for loss his senior campaign ... led Bassfield to its fourth straight state championship ... played in the 2015 Mississippi-Alabama All-Star Game ... added 14 TFLs as a junior ... rated the No. 64 defensive tackle nationally and the No. 27 prospect in Mississippi by ESPN ... mother is Cora Johnson ... born on Dec. 4, 1997, Jerome Johnson is a criminal justice major.



### REAKWON JONES

**40** LB • 6-2, 230 • So.-R  
Lynn Haven, Fla.  
A. Crawford Mosley

**2016 (FRESHMAN):** Played in 11 games, primarily on special teams ... posted a pair of tackles.

**2015:** Redshirted the 2015 season ... six-time scout team player of the week (Southern Illinois, Michigan State, Iowa, Michigan, Maryland and Duke).

**PREP/PERSONAL:** Linebacker and defensive back for head coach Jeremy Brown at A. Crawford Mosley High School ... 2014 first team Class 5A All-State selection ... Bay County Defensive Player of the Year ... recorded 124 tackles, 13 for loss, five sacks, six forced fumbles and two interceptions as a senior ... led the team to its first playoff appearance since 2006 ... mother is Tanya Mitchell ... born on April 17, 1997, Reakwon Tyleek Marvin Jones is a media major.



# MEET THE HOOSIERS



## LOGAN JUSTUS

82

**K • 5-11, 180 • So.-R**  
McCordsville, Ind.  
Mt. Vernon

**2016 (FRESHMAN):** Did not see any game action in 2016.

**2015:** Redshirted the 2015 season ... walk-on joined the program during the season.

**PREP/PERSONAL:** Kicker for head coach Doug Armstrong at Mt. Vernon High School ... three-year football, hockey and soccer letterwinner ... honors student ... parents are Dawn and Dan Justus ... born on Jan. 7, 1997, Logan Alan Justus is a human biology major.



## AUSTIN KING

16

**QB • 6-2, 205 • So.-R**  
Alpharetta, Ga.  
Alpharetta

**2016 (FRESHMAN):** Did not see any game action in 2016.

**2015:** Redshirted the 2015 season.

**PREP/PERSONAL:** Quarterback for head coach Jacob Nichols at Alpharetta High School ... completed 168-of-298 for 2,370 yards with 21 touchdowns and six interceptions as a senior ... honorable mention Class AAAAAA and two-time all-region selection ... played in the 2014 Blue-Grey All-American Game ... team went 10-2 and won the regional championship ... combined to pass for 4,406 yards and led Alpharetta to a 19-5 record over his final two years ... went 117-of-182 for 2,036 yards, 17 TDs and seven INTs in 2013 ... named the Georgia Rising Seniors East Team Most Valuable Player ... rated the No. 29 quarterback nationally by 247Sports ... parents are Jenny and Keith King ... born on Jan. 7, 1997, Austin James King is a SPEA management major.



## BRANDON KNIGHT

62

**OL • 6-5, 305 • Jr.**  
Noblesville, Ind.  
Noblesville

**2016 (SOPHOMORE):** Played in the first eight games and started six at right tackle before he suffered a season-ending injury ... Indiana ranked second in the Big Ten in passing offense (273.8) and third in total offense (426.0) ... Devine Redding became the fourth Hoosier to record back-to-back 1,000-yard rushing seasons and the first since Vaughn Dunbar (1990-91) ... on IU's single-season list, Richard Lagow's passing yardage (3,362) ranks second, attempts (438) third, and completions (253) and total offense (3,174) fourth.

**2015 HONORS:** Honorable mention BTN.com Big Ten All-Freshman team.

**2015 (FRESHMAN):** Played in 11 games at tackle and tight end ... named IU's Offensive Newcomer of the Year ... caught his lone pass, a 22-yard touchdown, in the win at Purdue ... Indiana finished first in the Big Ten in total offense, passing offense and scoring offense, while placing second in rushing offense ... the Hoosiers became the fourth college football team to have a 3,500-yard passer, a pair of 1,000-yard running backs and a 1,000-yard receiver in the same year ... IU was one of only two Power Five conference teams with two 1,000-yard running backs (Baylor) ... the offensive line allowed 13 sacks, tied for the seventh-fewest nationally ... Indiana set single-season school records with 475 total points, 6,556 total yards, 3,820 passing yards, 337 first downs and 168 passing first downs.

**PREP/PERSONAL:** Offensive lineman for head coach Lance Scheib at Noblesville High School ... Indiana Football Coaches Association Top 50 and all-state selection as a junior and senior ... Indiana Associated Press Class 6A All-State as a senior ... member of the 2014 Indianapolis Star Super Team and finalist for the Indianapolis Star Position Award (offensive line) ... graded out at 88 percent and did not allow a sack ... two-time all-conference selection ... rated the No. 7 prospect in Indiana by Rivals and the No. 51 offensive tackle nationally by Scout ... three-year football letterwinner ... parents are Angie Ginder and Chad Knight ... born on April 1, 1997, Brandon Joseph Knight is a criminal justice major.



## RICHARD LAGOW

21

**QB • 6-6, 240 • Sr.-5th**  
Plano, Texas  
Cisco (Texas) C.C.

**2016 HONORS:** Honorable mention All-Big Ten (coaches) ... named IU's Offensive Newcomer of the Year.

**2016 (JUNIOR):** Finished 253-of-438 (57.8 percent) for 3,362 yards with 19 passing touchdowns, 17 interceptions, two rushing TDs and one receiving score ... ranked second in the Big Ten in passing yards per game (258.6, 28th nationally), third in yards per completion (13.3, 32nd) and completions (19.4, 39th), fifth in touchdowns (19), and sixth in total offense per game (250.3) and passing efficiency (128.8) ... sits second at IU in single-season passing yardage, third in attempts, tied for third in 300-yard games (3, 4th in program history), fourth in completions, fourth in total offense (3,176), and sixth in passing TDs ... led the Big Ten in passing plays of 10-plus yards (136, 21st nationally), was second in 40-plus (15, T-12th), 30-plus (24, T-20th) and 20-plus yarders (48, T-25th), third in 20-of-47 yards (7, T-17th), and tied for third in 70-plus (2, T-19th) and 60-plus yarders (3, T-25th) ... started all 13 games ... recorded three, three-touchdown games ... set the Indiana single-game mark with 496 yards along with three scores on 28-of-47 against Wake Forest ... the 496 yards were the most in the Big Ten and the 12th-most nationally in 2016 ... threw for 394 yards, sixth all-time in school history, with three TDs on 28-of-40 (70.0) in the victory at Rutgers ... tossed three touchdowns, including a career-long 79-yarder, and went 17-of-27 (63.0) in the Ball State win ... completed 35-of-59

for 317 yards at Northwestern ... 59 attempts are tied for second and 35 completions are third in Hoosiers lore ... posted 276 yards with two passing scores and a 5-yard receiving TD in the victory over No. 17 Michigan State ... netted 292 yards and two touchdowns against No. 10 Penn State ... went 18-of-27 (66.7) for 240 yards and one passing and rushing score in his first career start at Florida International ... IU offensive player of the week (Michigan State) ... enrolled in spring classes and participated in practice.

**JUNIOR COLLEGE:** Quarterback for head coach Dionte Dean at Cisco (Texas) Community College ... rated the top-ranked, pocket-passing junior college quarterback by ESPN ... threw for 2,285 yards with 21 touchdowns and 10 interceptions in 2015 ... completed 66 percent (175-of-265) en route to Southwest Junior College Football Conference honorable mention accolades ... in 2014, passed for 2,221 yards and averaged 353.5 per game with 17 TDs and seven interceptions.

**2013:** Redshirted the 2013 season at Oklahoma State University.

**PREP/PERSONAL:** Quarterback for head coach Jaydon McCullough at Plano High School ... completed 109-of-182 and racked up 1,968 yards during his senior campaign ... rushed for 12 scores and added eight through the air ... earned first team all-district honors ... Plano advanced to the Conference 5A Division I playoffs ... parents are DeAnn and Kyle Lagow ... born on Sept. 14, 1994, Richard William Lagow is a liberal studies major.

## CAREER STATS

Year	Cmp	Att	Int	Yds	TD	Lg	Pct	Avg/G	Effic
2016	253	438	17	3362	19	79	57.8	258.6	128.8
<b>Totals</b>	<b>253</b>	<b>438</b>	<b>17</b>	<b>3362</b>	<b>19</b>	<b>79</b>	<b>57.8</b>	<b>258.6</b>	<b>128.8</b>



## HUNTER LITTLEJOHN

68

**OL • 6-3, 305 • So.-R**  
Powell, Ohio  
Olentangy Liberty

**2016 (FRESHMAN):** Made his collegiate debut and lone appearance in the win at Rutgers ... Academic All-Big Ten selection.

**2015:** Redshirted the 2015 season ... scout team player of the week (Purdue).

**PREP/PERSONAL:** Offensive lineman for head coach Steve Hale at Olentangy Liberty High School ... first team all-state, all-metro, all-district and all-conference honoree as a senior ... selected to the Ohio North-South All-Star Game ... participated in the U.S. Army All-American Combine ... team captain led Olentangy Liberty to its first playoff win in school history ... second team all-conference and honorable mention all-district in 2013 ... rated the No. 34 prospect in Ohio and the No. 51 offensive guard nationally by 247Sports ... four-year football and one-year baseball letterwinner ... three-year scholar-athlete ... parents are Laurie and John Littlejohn ... born on July 12, 1996, Hunter Ross Littlejohn is a healthcare management and policy major.



# MEET THE HOOSIERS



**DAVONDRE LOVE**

**52**

**OL • 6-7, 310 • So.-R**  
St. Louis, Mo.  
Affton

**2016 (FRESHMAN):** Made his collegiate debut in the season-opening win at Florida International ... also played in the wins vs. Maryland and at Rutgers.

**2015:** Redshirted the 2015 season.

**PREP/PERSONAL:** Offensive and defensive lineman for head coach Dan Oliver at Affton High School ... named 2014 first team Missouri Class 4 All-State as an offensive lineman ... recognized as the conference's Lineman of the Year ... first team all-district, all-metro and all-conference ... team rushed for 3,700 yards and 57 touchdowns and passed for over 1,000 yards and 20 TDs ... posted 69 tackles and three sacks ... Affton set a single-season mark for points, went 12-1 and advanced to the state semifinals ... rated the No. 22 prospect in Missouri by 247Sports ... also lettered in wrestling and track and field ... parents are Rickia Brown and Bernell Love ... born on March 11, 1997, DaVondre Lamont Love is a criminal justice major.



**GARRETT LUKENS**

**58**

**LB/LS • 6-2, 220 • So.-R**  
South Bend, Ind.  
Saint Joseph's College

**2016:** Sat out the 2016 season due to NCAA transfer rules.

**2015 (FRESHMAN):** Played in six games at Saint Joseph's College ... made 35 tackles, 21 solo, with a half-sack, two tackles for loss, one forced fumble and one pass breakup ... two-time Dean's List selection.

**PREP/PERSONAL:** Played for head coach Ben Downey at Saint Joseph High School ... all-state selection as a senior ... posted 120 tackles, 14 for loss, with two forced fumbles and one interception ... three-year football and one-year baseball letterwinner ... parents are Kim and Todd Lukens ... born on June 10, 1997, Garrett Michael Lukens intends to study biochemistry.



**TAYSIR MACK**

**7**

**WR • 6-2, 200 • Fr.-R**  
Brooklyn, N.Y.  
Grand Street Campus

**2016:** Redshirted the 2016 season ... scout team player of the week (Nebraska).

**PREP/PERSONAL:** Wide receiver for head coach Bruce Eugene at Grand Street Campus High School ... first team all-state selection in 2015 ... named the

All-Brooklyn Player of the Year ... led the team to a perfect season and the city championship ... caught 66 passes for 1,210 yards (18.3 average) and 16 touchdowns ... made 45 receptions for 884 yards (19.7) and 13 TDs as a junior ... mother is Monique Mack ... rated the No. 3 prospect in New York by Rivals and the top wide receiver in New York by Scout ... born on Sept. 17, 1998, Taysir Mack is an exploratory student.



**MIKE MAJETTE**

**24**

**RB • 5-11, 210 • Jr.**  
Woodbridge, Va.  
Woodbridge Senior

**2016 (SOPHOMORE):** Appeared in the first eight games before he suffered a season-ending injury ... collected 180 yards on 39 attempts (4.6 average) ... caught seven passes for 87 yards ... tallied 101 all-purpose yards in the season-opening win at Florida International ... rushed for 47 yards on 10 carries (4.7) and made a pair of receptions for a career-high 54 yards ... netted 57 yards, including a career-long 48-yarder, on six rushes (9.5) in the Ball State victory ... added 42 yards on five attempts (8.4) in the Maryland win.

**2015 (FRESHMAN):** Rushed for 181 yards on 37 carries (4.9 average) in 12 games ... recorded five receptions for 44 yards and one touchdown ... returned three kicks for 63 yards ... set career-highs in attempts (11), rushing yards (83), catches (3) and all-purpose yards (116) against Rutgers ... also reached the end zone for the first time in his career with a 17-yard TD grab ... scout team player of the week (Ohio State).

**PREP/PERSONAL:** Defensive back, quarterback and wide receiver for head coaches Kevin Smith and Karibi Dede at Woodbridge Senior High School ... totaled 2,106 all-purpose yards and 23 touchdowns in 2014 ... rated the No. 16 prospect in Virginia and the No. 30 athlete nationally by 247Sports ... four-year football letterwinner ... also lettered in track and field ... parents are Hilarie Whitehead and Michael Majette ... born on Jan. 26, 1996, Michael Andre Majette is a media major.

## CAREER STATS - RUSHING

Year	Att	Yards	TD	Lg	Avg/C	Avg/G
2015	37	181	0	28	4.9	15.1
2016	39	180	0	48	4.6	22.5
<b>Totals</b>	<b>76</b>	<b>361</b>	<b>0</b>	<b>48</b>	<b>4.8</b>	<b>18.0</b>

## CAREER STATS - RECEIVING

Year	Rec	Yds	TD	Lg	Rec/G	Avg/C	Avg/G
2015	5	44	1	17	0.4	8.8	3.7
2016	7	87	0	28	0.9	12.4	10.9
<b>Totals</b>	<b>12</b>	<b>131</b>	<b>1</b>	<b>28</b>	<b>0.6</b>	<b>10.9</b>	<b>6.6</b>



**WES MARTIN**

**76**

**OL • 6-3, 310 • Jr.-R**  
West Milton, Ohio  
Milton-Union

**2016 HONORS:** CoSIDA Academic All-District V team member ... Academic All-Big Ten selection.

**2016 (SOPHOMORE):** Started all 13 games at right guard ... Indiana ranked second in the Big Ten in passing offense (273.8) and third in total offense (426.0) ... Devine Redding became the fourth Hoosier to record back-to-back 1,000-yard rushing seasons and the first since Vaughn Dunbar (1990-91) ... on IU's single-season list, Richard Lagow's passing yardage (3,362) ranks second, attempts (438) third, and completions (253) and total offense (3,174) fourth.

**2015 HONORS:** Honorable mention Campus Insiders Freshman All-America team ... BTN.com All-Freshman team selection ... Academic All-Big Ten selection.


**2015 (FRESHMAN):** Started the first six games and appeared in all 13 at left guard ... Indiana finished first in the Big Ten in total offense, passing offense and scoring offense, while placing second in rushing offense ... the Hoosiers became the first team since Ohio State in 1995 to lead the league in total, passing and scoring offense ... IU led the conference in scoring offense for the first time since the Big Ten began using the entire season as the statistical champion in 1985 ... Indiana had not led the league in total offense since 1988 ... the Hoosiers became the fourth college football team to have a 3,500-yard passer, a pair of 1,000-yard running backs and a 1,000-yard receiver in the same year ... IU was one of only two Power Five conference teams with two 1,000-yard running backs (Baylor) ... the offensive line allowed 13 sacks, tied for the seventh-fewest nationally ... Indiana set single-season school records with 475 total points, 6,556 total yards, 3,820 passing yards, 337 first downs and 168 passing first downs.

**2014:** Redshirted the 2014 season ... two-time scout team player of the week (Maryland and Michigan).

**PREP/PERSONAL:** Offensive lineman for head coach Mark Lane at Milton-Union High School ... first team all-state, all-region and all-conference as a senior ... named the league's offensive lineman of the year in 2012 ... third team all-state, first team all-region and first team all-conference his junior year ... school advanced to the third round of the state playoffs, its best ever finish ... rated the No. 57 offensive guard by ESPN ... three-year football and three-year track and field letterwinner ... honor roll student ... a Habitat for Humanity volunteer ... parents are Rhonda and Allen Martin ... born on May 5, 1996, Wesley Allen Martin is a criminal justice major.



# MEET THE HOOSIERS



**ROBERT MCCRAY III**  
47 DL • 6-2, 270 • Sr.  
Rockdale, Ga.  
Rockdale County

**2016 (JUNIOR):** Played in the final nine games after he missed the first four due to injury ... collected eight tackles, one sack, two tackles for loss, four quarterback hurries and one pass breakup ... recorded the sack, a career-high-tying two TFLs, three stops and one QBH in the win at Rutgers.

**2015 (SOPHOMORE):** Appeared in the final 11 games ... posted 17 tackles, 11 solo, 1.5 sacks, 5.5 tackles for loss and one fumble recovery ... recorded the first sack of his career and three stops in the win at Maryland ... made his first career fumble recovery to go along with one TFL and pass breakup in the win at Purdue ... registered three tackles and finished with a career-high two tackles for loss against No. 10 Iowa ... tallied a career-high four stops, three solo, and one TFL at Penn State ... picked up a half-sack in the New Era Pinstripe Bowl vs. Duke.

**2014 (FRESHMAN):** Played in the final 10 games ... made his collegiate debut in the win at No. 18 Missouri ... posted one tackle against No. 8 Michigan State.

**PREP/PERSONAL:** Defensive lineman and linebacker for head coach Venson Elder at Rockdale County High School ... awarded all-area and all-region honors as a senior ... delivered 65 tackles, 50 solo, with 12 sacks ... two-year football letterwinner ... also a track and field standout ... parents are Robert McCray, Jr., and Cassandra McCray ... born on March 24, 1996, Robert McCray III is a liberal studies major.

**CAREER STATS**

Year	UA	A	T	TFL	Sacks	FF	FR	Int	PBU
2014	0	1	1	0-0	0-0	0	0	0	0
2015	11	6	17	5.5-13	1.5-8	0	1	0	1
2016	4	4	8	2.0-4	1.0-3	0	0	0	1
<b>Totals</b>	<b>15</b>	<b>11</b>	<b>26</b>	<b>7.5-17</b>	<b>2.5-11</b>	<b>0</b>	<b>1</b>	<b>0</b>	<b>2</b>



**DERRIAN MEMINGER**  
96 DL • 6-4, 290 • Jr.-R  
Sparta, Ga.  
Hancock Central

**2016 (SOPHOMORE):** Appeared in six games and made his collegiate debut in the season-opening win at Florida International ... recorded his first career sack in the Maryland win ... posted two tackles overall.

**2015 (FRESHMAN):** Did not see any game action in 2015 ... two-time scout team player of the week (Penn State and Purdue).

**2014:** Redshirted the 2014 season.

**PREP/PERSONAL:** Defensive and offensive lineman for head coach Zackery Harris at Hancock Central High School ... earned all-region recognition on defense as a senior ... posted 32 tackles with five sacks and 15 tackles for loss ... collected all-state honors on offense his junior campaign ... parents are Demetria Devereaux and Reggie Meminger ... born on Jan. 15, 1996, Derrian Avery Meminger is a liberal studies major.



**JONAH MORRIS**  
19 WR • 6-4, 200 • Fr.-R  
Akron, Ohio  
Archbishop Hoban

**2016:** Redshirted the 2016 season ... scout team player of the week (Purdue).

**PREP/PERSONAL:** Athlete for head coach Tim Tyrell at Archbishop Hoban High School ... received All-America honors from MaxPreps ... named player of the year by the Akron Beacon Journal and the Akron Touchdown Club ... recognized as the Northeast Ohio Inland Defensive Player of the Year ... a first team all-state, all-district and all-league selection ... selected to the 2015 Blue-Grey All-American Bowl ... team captain and three-year starter ... led Archbishop Hoban to the 2015 state championship, the first in program history ... team won a school-record 14 games and finished 14-1 ... rated the No. 228 prospect overall and the No. 1 athlete in the Midwest by Scout ... rated the No. 18 athlete nationally and the No. 13 prospect in Ohio by 247Sports ... three-year football letterwinner ... also lettered in basketball and track and field ... parents are Aleste Gaiter and John R. Morris, Jr. ... born on Dec. 4, 1997, Jonah Morris is a criminal justice major.



**TYLER NATEE**  
31 RB • 6-0, 260 • So.  
Eules, Texas  
Trinity

**2016 HONORS:** BTN.com Big Ten All-Freshman team honorable mention ... Big Ten Freshman of the Week (Maryland).

**2016 (FRESHMAN):** Appeared in 10 games at running back and quarterback ... rushed for 237 yards on 61 attempts with two touchdowns ... caught one pass for four yards and did not complete his one passing attempt ... recorded 111 yards on 18 carries (6.2 average) with one TD in the Maryland win ... tallied 38 yards on 10 rushes in the victory over No. 17 Michigan State ... IU offensive player of the week (Maryland).

**PREP/PERSONAL:** Athlete for head coach Chris Jensen at Trinity High School ... rushed his career with 3,000 rushing yards (7th all-time at Trinity) on 337 attempts (8.9 average) with 25 touchdowns ... completed 100-of-171 passes for 1,403 passing yards and 11 scores ... caught seven passes for 169 yards and three TDs ... three-time all-district selection, twice as a quarterback (2014, 2015) and once as a fullback (2013) ... 2014 and 2015 team most valuable player ... led his team to the 2014 Class 6A regional final and a 10-1 record in 2015 ... Trinity was ranked No. 1 in Texas and No. 4 nationally in 2015 ... also a basketball letterwinner ... parents are Amelia and Emmanuel Natee ... born on April 27, 1998, Tyler Lelie Natee is an exploratory student.

### CAREER STATS

Year	Att	Yards	TD	Lg	Avg/C	Avg/G
2016	61	237	2	22	3.9	23.7
<b>Totals</b>	<b>61</b>	<b>237</b>	<b>2</b>	<b>22</b>	<b>3.9</b>	<b>23.7</b>



**MACKENZIE NWORAH**  
51 OL • 6-4, 305 • Fr.-R  
Houston, Texas  
Manvel

**2016:** Redshirted the 2016 season.

**PREP/PERSONAL:** Offensive lineman for head coach Kirk Martin at Manvel High School ... voted the team's top lineman ... named the most valuable player at the Lineman Challenge ... led Manvel to an 11-3 record and a state quarterfinals appearance in 2015 ... team recorded 3,700 passing yards and 3,204 on the ground ... rated the No. 31 offensive guard nationally by Scout ... parents are Evelyn and Christian Nworah ... his parents are from Nigeria ... Christian was in line to be king and Mackenzie is a prince in the royal family ... started the CrisMachelle Autism Foundation with his parents as a legacy for his older brother, Obiora, who was born with autism ... volunteers at the Foundation in the United States and Africa ... born on Sept. 26, 1997, Mackenzie Chuka Nworah is an exercise science major.



# MEET THE HOOSIERS



## GRIFFIN OAKES

92

**K • 5-10, 198 • Sr.-5th**  
Greenwood, Ind.  
Greenwood

Oakes shares the Indiana field goals made record of 53 with Mitch Ewald (2010-13). He is tied for third with 109 extra points made and sits fourth with 268 total points.

**2016 (JUNIOR):** Made 16-of-26 field goals with a long of 49 yards ... connected on 33-of-35 extra points ... averaged 60.0 on 62 kickoffs with 25 touchbacks ... 16 field goals ranked fifth in the Big Ten and share fourth on the program's single-season list ... 33 extra points are tied for 10th on the school's single-season list ... hit the game-winning field goal in overtime in the win over No. 17 Michigan State ... hit all three field goals in as many attempts, including the 49-yarder, in the Ball State victory ... it marked the seventh game of his career with at least three field goals ... the three field goals share ninth on Indiana's single-game list ... recorded four touchbacks in the Maryland win and against Wake Forest ... member of the Lou Groza Award Watch List ... two-time IU special teams player of the week (Ball State and Michigan) ... earned a scholarship for the 2016 season during preseason camp.

**2015 HONORS:** Named the Big Ten's Bakken-Andersen Kicker of the Year ... first team All-Big Ten selection (coaches and media) ... Big Ten Special Teams Player of the Week (Maryland).

**2015 (SOPHOMORE):** Became the first Indiana kicker to collect the Big Ten's Bakken-Andersen Kicker of the Year ... first Hoosiers kicker to earn first team All-Big Ten honors since Austin Starr (2007) ... hit 24-of-29 field goals (82.8 percent) and 53-of-57 extra points ... connected on 6-of-8 (75.0 percent) from 40-plus yards with a long of 51 ... averaged 62.9 yards on 91 kickoffs with 52 touchbacks ... set a single-season IU record in field goals and total points for a kicker (3rd overall with 125) and was second in PATs ... sits third in BIG single-season history in total points for a kicker and tied for fifth in field goals ... finished first in the league in field goals (6th nationally) and first among kickers (T-6th), second among all players (T-15th), with 9.6 points per game, and second in field goal percentage (27th) ... led the conference in touchbacks (T-10th nationally), and ended second in touchback percentage (57.1, 21st) and kickoff average (62.9, 27th) ... made 11 (2nd-longest in IU history) and seven (T-9th) consecutive field goals ... recorded two games with a school record and career-high four field goals in as many attempts and one with three (T-9th) ... carded a program mark for a kicker with 17 points (T-5th in Big Ten history) in the win at Maryland ... nailed four field goals, a long of 48, and five extra points, and recovered an onside kick vs. the Terrapins ... had seven games with 10-or-more points ... went 2-of-2 on onside kick attempts in 2015 and is 5-of-6 in his career ... the previous weekend drilled four field goals with the 51-yarder against No. 15 Michigan ... delivered seven PATs, tied for the fifth-most in IU history, against Rutgers ... posted a career-best seven touchbacks in nine kickoffs vs. the Scarlet Knights

and in the season-opening Southern Illinois victory ... produced at least five touchbacks six times ... earned a scholarship for the 2015 season during preseason camp.

**2014 HONORS:** Big Ten Special Teams Player of the Week (Maryland).

**2014 (FRESHMAN):** Made 13-of-18 field goals (72.2 percent) and 23-of-23 extra points in 10 games ... 58-yarder against Maryland set a school record, was the longest in the county and is the 10th-longest in Big Ten history ... recorded three field goals against Maryland, at Rutgers and in the Purdue win ... finished fifth in the Big Ten and 38th nationally in field goals per game (1.3) ... averaged 62.6 yards on 43 kickoffs with 21 touchbacks ... average ranked fifth in the Big Ten and 29th nationally ... 48.8 percent touchback rate ranked fifth in the Big Ten and 32nd nationally ... converted 3-of-4 onside kick attempts ... made the recovery at Rutgers ... hit all seven PAT attempts, which has him in a share of fifth on the Hoosiers single-game list, and carded four touchbacks in the North Texas victory ... four-time IU special teams player of the week (Missouri, Maryland, Ohio State and Purdue) ... Academic All-Big Ten selection.

**2013:** Redshirted the 2013 season ... walk-on joined the program during preseason camp.

**PREP/PERSONAL:** Kicker for head coach Mike Campbell at Greenwood High School ... Indiana Football Coaches Association All-State as a junior ... Indiana honorable mention Associated Press Class 4A All-State as a junior and senior ... two-time all-conference and all-county ... selected to the Indiana North-South All-Star Game ... hit 21-of-29 (72.4 percent) field goals with a school record 50-yarder ... owns Greenwood records for most field goals in a season (13) and career ... three-year football and one-year soccer letterwinner ... parents are Vanessa Mahan and Pete Oakes ... born on Feb. 24, 1995, Griffin Michael Oakes is an exercise science major.

### CAREER STATS

Year	FG	Pct	20-29	30-39	40-49	50+	Lg	XP
2014	13-18	72.2	3-4	6-7	3-4	1-3	58	23-23
2015	24-29	82.8	8-8	9-11	5-7	1-2	51	53-57
2016	16-26	61.5	9-11	2-4	5-8	0-3	49	33-35
<b>Totals</b>	<b>53-73</b>	<b>72.6</b>	<b>20-23</b>	<b>17-22</b>	<b>13-19</b>	<b>2-8</b>	<b>58</b>	<b>109-115</b>



## NICK RAMACCA

61

**OL • 6-2, 290 • So.-R**  
Bohemia, N.Y.  
Connetquot

**2016 (FRESHMAN):** Made his collegiate debut and lone appearance in the win at Rutgers ... scout team player of the week (Wake Forest).

**2015:** Redshirted the 2015 season ... walk-on joined the program during the season.

**PREP/PERSONAL:** Offensive lineman for head coach Mike Hansen at Connetquot High School ... 2014 All-Division 1 selection ... three-year football letterwinner ... also lettered in lacrosse ... three-time scholar-athlete ... parents are Diane and Phil Ramacca ... born on June 19, 1997, Nicholas Philip Ramacca is an informatics major.



## PEYTON RAMSEY

3

**QB • 6-2, 210 • Fr.-R**  
Cincinnati, Ohio  
Elder

**2016:** Redshirted the 2016 season ... named offensive scout team player of the year ... five-time scout team player of the week (Florida International, Michigan State, Maryland, Michigan and Purdue).

**PREP/PERSONAL:** Quarterback for head coach and father Doug Ramsey at Elder High School ... two-time Greater Catholic League Scout Player of the Year ... special mention all-state, Enquirer Media All-Star and first team all-district selection as a junior and senior ... finished his career with 6,708 yards on 570-of-900 passing (63.3 percent) with 49 touchdowns ... collected 2,692 rushing yards on 465 carries (5.8 average) and 32 rushing TDs ... holds Elder career records in passing yards, total touchdowns, completions and attempts ... owns single-game records in TD passes (6), completions (31) and attempts (54) ... led Elder to three straight playoff appearances, the 2015 regional final and a conference championship ... passed for 2,689 yards with 26 scores his senior season ... added 1,232 yards and 16 touchdowns on the ground ... threw for 2,062 yards and 13 TDs in 2014 ... rushed for 908 yards with 12 scores ... rated the No. 42 pocket passer nationally and the No. 44 prospect in Ohio by ESPN ... three-year football and basketball letterwinner ... honor roll student is a member of the National Honor Society ... parents are Cherie and Doug Ramsey ... born on Oct. 31, 1997, Peyton Matthew Ramsey is an accounting major.



## A'SHON RIGGINS

28

**DB • 6-0, 183 • So.**  
Hamilton, Ohio  
Hamilton

**2016 HONORS:** BTN.com Big Ten All-Freshman team honorable mention.

**2016 (FRESHMAN):** Played in 12 games with eight starts ... collected 37 tackles, 35 solo, with one sack, two tackles for loss, one interception (31 yards), nine pass breakups and one forced fumble ... finished second on the team with his nine PBUs ... recorded all of his passes defended (10) in Big Ten play, which shared sixth ... picked off the pass at No. 2 Ohio State and added three solo stops and one pass breakup ... tallied his first career sack and forced fumble in the Ball State win ... netted four tackles, one for loss, with one PBU in the victory at Rutgers ... carded a career-high five stops, all solo, in the wins over No. 17 Michigan State, Maryland and Purdue ... posted two multi-pass breakup games with two apiece against the Spartans and No. 10 Penn State ... two-time IU defensive player of the week (Ohio State and Rutgers).

**PREP/PERSONAL:** Defensive back, wide receiver and quarterback for head coach Chad Murphy at Hamilton High School ... participated in the 2016 Ohio North-South All-Star Classic ... special



# MEET THE HOOSIERS

mention all-state, Enquirer Media All-Star and first team all-district as a senior ... first team All-Greater Miami Conference his final two seasons ... finished 2015 with 41 tackles, one sack and one interception ... caught 52 passes for 805 yards (15.5 average) with six touchdowns ... rushed for 257 yards on 15 attempts (school record 17.1 average) with four TDs ... added 227 kick return yards ... holds the school single-game record with 10 receptions ... recorded three interceptions his junior year ... rated the No. 53 prospect in Ohio by Rivals and the No. 2 cornerback in Ohio by Scout ... also lettered in basketball ... all-district and all-conference selection is the team's all-time assists leader and reached the 1,000-point mark ... parents are Shonika Brown and Charles Riggins ... born on Aug. 7, 1997, A'Shon C.J. Riggins is an exercise science major.

## CAREER STATS

Year	UA	A	T	TFL	Sacks	FF	FR	INT	PBU
2016	35	2	37	2.0-9	1.0-7	1	0	1	9
<b>Totals</b>	<b>35</b>	<b>2</b>	<b>37</b>	<b>2.0-9</b>	<b>1.0-7</b>	<b>1</b>	<b>0</b>	<b>1</b>	<b>9</b>



### JACOB ROBINSON

**91** DL • 6-4, 285 • Jr.  
Westfield, Ind.  
Westfield

**2016 (SOPHOMORE):** Started seven games and played in 11 at defensive end and tackle ... posted 17 tackles, 11 solo, with one sack and three tackles for loss ... recorded his first career sack against No. 10 Penn State ... collected a career-high four stops with one TFL in the Maryland win ... tallied three tackles, one for loss, in the Foster Farms Bowl vs. No. 19 Utah ... Academic All-Big Ten selection.

**2015 (FRESHMAN):** Appeared in all 13 games ... recorded five tackles, one for loss ... netted the TFL in the win at Maryland.

**PREP/PERSONAL:** Defensive lineman for head coach Jake Gilbert at Westfield High School ... Indiana Football Coaches Association (IFCA) Top 50 selection in 2013 and 2014 ... IFCA and Indiana Associated Press Class 6-A All-State as a junior and senior ... member of the 2013 and 2014 Indianapolis Star Super Team ... three-time all-county and two-time all-conference honoree ... recorded 58 tackles, 12.5 for loss, four sacks, three pass breakups ... member of Team USA in the International Bowl ... as a junior, posted 71 stops, 3.5 sacks, eight tackles for loss, two fumble recoveries and two pass breakups ... two-year captain led Westfield to the 2013 state title game ... rated the No. 13 prospect in Indiana by ESPN and the No. 49 weak-side defensive end nationally by 247Sports ... three-year football, basketball and baseball letterwinner ... 2014 Academic All-State honoree was a member of the Principal's Advisory Committee ... parents are Robyn and Todd Robinson ... born on Oct. 25, 1996, Jacob Richard Robinson is a finance major.

## CAREER STATS

Year	UA	A	T	TFL	Sacks	FF	FR	INT	PBU
2015	5	0	5	1.0-5	0-0	0	0	0	0
2016	11	6	17	3.0-7	1.0-5	0	0	0	0
<b>Totals</b>	<b>16</b>	<b>6</b>	<b>22</b>	<b>4.0-12</b>	<b>1.0-5</b>	<b>0</b>	<b>0</b>	<b>0</b>	<b>0</b>



### ALEX RODRIGUEZ

**23** RB • 5-10, 223 • Jr.-R  
Indianapolis, Ind.  
Lawrence Central

**2016 (SOPHOMORE):** Played in 12 games at running back and on special teams ... rushed 10 times for 41 yards ... caught one pass for 15 yards ... recorded a career-long 17-yard rush at No. 3 Michigan ... four-time scout team player of the week (Ball State, Ohio State, Nebraska, Maryland) ... earned a scholarship for the 2016 season during preseason camp.

**2015 (FRESHMAN):** Appeared in seven games ... rushed for 35 yards in 12 carries with one touchdown ... special teams contributor made two tackles and forced one fumble ... carded 16 yards on four carries with the first TD of his career in the New Era PinStripe Bowl vs. Duke ... two-time scout team player of the week (Western Kentucky and Wake Forest).

**2014:** Redshirted the 2014 season ... walk-on joined the program during the season.

**PREP/PERSONAL:** Running back for head coach Jayson West at Lawrence Central High School ... Indiana Football Coaches Association Top 50 and all-state as a senior ... runner-up for the Indianapolis Star Position Award ... rushed for 1,303 yards with 21 touchdowns and 333 receiving yards ... Lawrence Central went 15-0 and won the Indiana Class 5A state championship ... two-year football letterwinner ... parents are Linda and Aristedes Rodriguez ... born on March 10, 1995, Alexander Rashad Rodriguez is a liberal studies major.

## CAREER STATS

Year	Att	Yards	TD	Lg	Avg/G	Avg/G
2015	12	35	1	10	2.9	5.0
2016	10	41	0	17	4.1	3.4
<b>Totals</b>	<b>22</b>	<b>76</b>	<b>1</b>	<b>17</b>	<b>3.5</b>	<b>4.0</b>



### TEGRAY SCALES

**8** LB • 6-0, 230 • Sr.  
Cincinnati, Ohio  
Colerain

Scales enters 2017 ninth on Indiana's career list with 33.5 tackles for loss.

**2016 HONORS:** SI.com second team All-American ... second team All-Big Ten (media) ... Foster Farms Bowl Defensive Most Valuable Player ... honored as Indiana's Anthony Thompson Most Valuable Player ... team captain ... IU Male Athlete of the Year.

**2016 (JUNIOR):** Became the first IU linebacker to earn All-America honors since 1987 ... led the ranks with 23.5 tackles for loss (69 yards), which ranks second on IU's all-time list, and 93 solo tackles ... topped the Big Ten and finished 10th nationally with 126 stops, which shares ninth in program history ... tied for ninth in the conference and led the Hoosiers with seven sacks (44 yards) ... added a 16-yard pick-6, one forced fumble and

two pass breakups ... paced the BIG and sat third in the country with nine double-digit tackle games (10 in his career) ... strung together six straight, 10-plus stop contests, the longest streak in the nation, the longest streak in the Big Ten since 2012 and the longest at Indiana since at least 1990 ... posted two multi-sack (3 in his career) and eight multi-TFL (10 in his career) games ... led the team in tackles nine times (6 with game-high honors) ... started all 13 games ... set career-highs with 13 stops in the win over No. 17 Michigan State (1 TFL), the Maryland victory (career-high 11 solos) and vs. Wake Forest (2 sacks, 3 TFLs) ... collected 12 tackles against No. 10 Nebraska (2 TFLs) and at No. 3 Michigan (1.5 TFLs) ... tallied four tackles for loss, which share fifth on IU's single-season chart, in the Purdue win (10 tackles, 1 sack) and vs. No. 10 Penn State (9 tackles, 1 sack) ... corralled 10 stops, three for loss, with two sacks in the Foster Farms Bowl vs. No. 19 Utah ... dishied out 10 tackles at No. 2 Ohio State (1 PBU) and at Northwestern (9 solos, 2.5 TFLs) ... forced his first career fumble and made 1.5 TFLs in the Ball State victory ... picked off the pass and recorded one PBU in the season-opening Florida International win ... three-time IU defensive player of the week (Florida International, Michigan State and Northwestern) ... five-time game captain.

**2015 (SOPHOMORE):** Recorded 64 tackles, 40 solo, three sacks (13 yards), 5.5 tackles for loss (21 yards), two interceptions (37 yards) and four pass breakups ... tied for second on the team in INTs and fourth in tackles, sacks (tied) and PBU (tied) ... played in 11 games with one start ... led the Hoosiers in stops three times ... recorded at least seven tackles six times, including each of the final four games ... collected his first career two-sack game and added a season-high nine stops in the win at Wake Forest ... secured one sack, two TFLs and seven tackles at No. 7 Michigan State ... made nine stops with one INT in the victory at Purdue ... posted seven solos, eight overall, with one tackle for loss against No. 15 Michigan ... closed the season with eight tackles in the New Era PinStripe Bowl vs. Duke ... totaled seven stops, with a half-TFL and one PBU in the win at Maryland ... picked off his pass and returned it 32 yards against No. 1 Ohio State ... IU defensive player of the week (Wake Forest).

**2014 HONORS:** 247Sports.com True Freshman All-American ... second team Scout.com Freshman All-American ... BTN.com and 247Sports.com All-Big Ten Freshman team. ... Big Ten co-Freshman of the Week (Missouri) ... named IU's Defensive Newcomer of the Year.

**2014 (FRESHMAN):** Posted 46 tackles, 29 solo, with two sacks (11 yards), 4.5 tackles for loss (14 yards), three interceptions, two quarterback hurries and one pass breakup ... shared the top spot (T-9th overall) among Big Ten freshmen and tied for the team lead in INTs ... played in all 12 games ... made 11 stops with a half-TFL at Bowling Green ... collected six tackles, five solo, with one tackle for loss and one interception in the Purdue win ... tallied eight stops with one sack at No. 7 Ohio State ... recorded five tackles with his first career sack and one QBH in the victory at No. 18 Missouri ... picked off his first career pass in the North Texas win and added his second against No. 8 Michigan State ... two-time IU defensive player of the week (Missouri and North Texas).

# MEET THE HOOSIERS

**PREP/PERSONAL:** Linebacker for head coach Tom Bolden at Colerain High School ... 2013 Associated Press Division 1 co-Defensive Player of the Year and Southwest District Defensive POY ... first team all-state honoree was named to the All-USA Today Ohio Football Team ... posted 102 tackles, 13 sacks, three forced fumbles and two interceptions ... nominated for the U.S. Army All-American Bowl ... tallied 78 stops with three forced fumbles and one INT in 2012 ... Colerain won four consecutive conference championships ... rated the No. 24 prospect in Ohio by Rivals and the No. 32 outside linebacker nationally by Scout ... three-year football and four-year wrestling letterwinner ... finished fourth in the state as a sophomore, seventh in the state as a junior and 13th in the country as a senior ... parents are Kathy Wilkerson and Herman Scales ... born on May 10, 1996, Tegray Rene Scales is a liberal studies major.

## CAREER STATS

Year	UA	A	T	TFL	Sacks	FF	FR	Int	PBU
2014	29	17	46	4.5-14	2.0-11	0	0	3	1
2015	40	24	64	5.5-21	3.0-13	0	0	2	4
2016	93	33	126	23.5-69	7.0-44	1	0	1	2
<b>Totals</b>	<b>162</b>	<b>74</b>	<b>236</b>	<b>33.5-104</b>	<b>12.0-68</b>	<b>1</b>	<b>0</b>	<b>6</b>	<b>7</b>



**RYAN SMITH**

**64** OL • 6-5, 290 • Fr.  
Loveland, Ohio  
Moeller

**PREP/PERSONAL:** Offensive lineman for head coach John Rodenberg at Moeller High School ... made 48 tackles with seven sacks and two fumble recoveries as a senior ... only allowed one sack and caught one pass for 19 yards ... posted 24 stops and 3.5 sacks in 2014 ... Moeller won the state championship his sophomore season ... rated the No. 67 prospect in Ohio by Rivals ... three-year football letterwinner ... also lettered in basketball ... parents are Kate and Jeff Smith ... born on April 27, 1998, Ryan James Smith is a professional sales major.



**NATHANAEL SNYDER**

**99** K • 6-1, 185 • Fr.-R  
Greenwood, Ind.  
Center Grove

**2016:** Redshirted the 2016 season.

**PREP/PERSONAL:** Kicker for head coach Eric Moore at Center Grove High School ... 2015 Kohl's Kicking All-American ... made the 2015 Indiana All-USA Football Super Team ... all-state and all-conference selection a senior ... two-time all-county selection recorded 106 touchbacks on 135 kickoffs and hit 14-of-20 field goals (long of 53) in his career ... led the state in touchbacks as a junior and senior ... Center Grove won the 2015 state championship (14-0) to go along with three regional, sectional and conference championships during his career ... three-year football letterwinner ... Academic All-MIC selection ... parents are Shannon and Joel Snyder ... born on March 26, 1998, Nathanael Joel Snyder is an exploratory student.



**ALLEN STALLINGS IV**

**99** DL • 6-2, 240 • So.  
Maywood, Ill.  
Oak Park and River Forest

**2016 (FRESHMAN):** Made his collegiate debut and lone appearance in the season-opening win at Florida International ... two-time scout team player of the week (Michigan State and Ohio State).

**PREP/PERSONAL:** Defensive lineman for head coach John Hoerster at Oak Park and River Forest High School ... teammate of IU wide receiver Simmie Cobbs, Jr. ... all-state and all-conference selection ... named the league's defensive most valuable player ... holds the school record for points by a defensive player and most sacks in a single game (4) ... tallied 71 tackles, seven sacks, 12 tackles for loss, three forced fumbles and scored a TD as a senior ... three-year football and four-year wrestling letterwinner ... four-time wrestling state qualifier and state champion as a senior ... 2014 Greco-Roman national runner-up at 220 pounds ... parents are Kimberly Edmond and Allen Stallings III ... born on Jan. 4, 1998, Allen Malik Jerome Stallings IV is an exploratory student.



**ANDREW STAMM**

**53** LB • 6-2, 225 • Fr.-R  
Connersville, Ind.  
Connersville

**2016:** Redshirted the 2016 season ... walk-on joined the program during the season.

**PREP/PERSONAL:** Linebacker for head coach Adam Kelly at Connersville High School ... posted 312 tackles, 32 for loss, with six sacks, three interceptions, nine forced fumbles and two touchdowns ... team captain and most valuable player ... two-time all-conference selection was awarded 2016 Marine Corp Athlete of the Year ... four-year football and three-year track and field letterwinner ... sprinted, hurdled and threw the discus ... regional qualifier as a junior and senior ... class valedictorian named academic all-state ... National Honor Society President, student class and athletic council member, and French Honor Society member ... three-time all-state choir ... parents are Matt Stamm and Wendy Maple ... born on March 5, 1998, Andrew Nolan Stamm intends to study business management.



**SIMON STEPANIAK**

**72** OL • 6-4, 305 • So.-R  
Hamilton, Ohio  
Ross

**2016 (FRESHMAN):** Started twice at right guard and played in 12 games ... Indiana ranked second in the Big Ten in passing offense (273.8) and third in total offense (426.0) ... Devine Redding became the fourth Hoosier to record back-to-back 1,000-yard rushing seasons and the first since Vaughn Dunbar (1990-91) ... on IU's single-season list, Richard Lagow's passing yardage (3,362) ranks second, attempts (438) third, and completions (253) and total offense (3,174) fourth.

**2015:** Redshirted the 2015 season ... two-time scout team player of the week (Florida International and Michigan State).

**PREP/PERSONAL:** Offensive lineman for head coach Brian Butts at Ross High School ... 2014 Division III all-state and all-district selection ... three-time all-city and two-time first team All-Southwest Ohio Conference honoree ... named the top offensive lineman in Ohio Division III as a junior and senior ... selected to play in the 2015 Ohio North-South Classic ... ranked the No. 3 offensive guard in Ohio ... rated the No. 36 prospect in Ohio by 247Sports and the No. 61 offensive guard nationally by Scout ... three-year football and one-year track letterwinner ... parents are Sara Barnes and Israel Stepaniak ... uncle, Taylor Barnes, was a pitcher at Ohio State University ... born on May 15, 1997, Simon Vai Stepaniak is a media major.



**GRAYSON STOVER**

**56** OL • 6-6, 305 • Fr.-R  
Spring Hill, Fla.  
Hudson


**2016:** Redshirted the 2016 season ... two-time scout team player of the week (Northwestern and Penn State).

**PREP/PERSONAL:** Offensive lineman for head coach Rob Mahler at Hudson High School ... became the first player from Hudson to play in the Big Ten ... played in the Blue-Grey All-American Game ... two-time first team all-conference selection ... voted by the team as the top lineman as a junior and senior ... posted 87 knockdowns (8 per game) in 2015 ... Hudson averaged 275 rushing yards per game his final two seasons ... team had at least one 1,000-yard rusher in each of his three campaigns, including two his senior year ... played in the county's first all-star game ... Hudson lost 20 straight games before his arrival and struck together three straight winning seasons during his career ... rated the No. 41 offensive tackle nationally by ESPN ... three-year football letterwinner ... also lettered in weightlifting and track and field ... academic all-conference honoree ... mother is Autumn Stover ... born on Oct. 25, 1997, Grayson Richard Stover is a business management major.





# MEET THE HOOSIERS



**OMARI STRINGER**

**48** DL • 6-4, 225 • So.-R  
Crete, Ill.  
Crete-Monee

**2016 (FRESHMAN):** Played in eight games at defensive end and on special teams ... made a pair of tackles, including one for loss, in his collegiate debut and season-opening win at Florida International.

**2015:** Redshirted the 2015 season ... scout team player of the week (Wake Forest).

**PREP/PERSONAL:** Defensive back for head coach John Konecki at Crete-Monee High School ... played against Indiana unanimous and consensus All-American running back Tevin Coleman (2012-14) in youth football ... 2014 all-state and all-conference selection ... Crete won the 2012 Class 6A state championship ... rated the No. 16 prospect in Illinois by Rivals and the No. 77 safety nationally by ESPN ... parents are Kenyatta Stringer and Myk Hamer ... born on Oct. 12, 1996, Omari Juwan Stringer-Crawford is a criminal justice major.



**NILE SYKES**

**35** DL • 6-2, 250 • Jr.-R  
Oak Park, Ill.  
Montini Catholic

**2016 (SOPHOMORE):** Played in all 13 games and made his first career start in the Purdue win at defensive end ... collected 18 solo tackles, five sacks (37 yards), seven tackles for loss (47 yards), one fumble recovery and two pass breakups ... finished second on the team in sacks and fourth in TFLs ... posted career-highs in stops (4), sacks (2) and tackles for loss (3) at Northwestern ... made three tackles, two for loss, with one sack against No. 10 Penn State ... recovered the first fumble of his career in the victory over No. 17 Michigan State ... tallied one sack and one PBU in the season-opening win at Florida International ... added one sack in the Foster Farms Bowl vs. No. 19 Utah ... IU defensive player of the week (Northwestern).

**2015 (FRESHMAN):** Appeared in 11 games, primarily on special teams ... made five tackles, including two in the season-opening Southern Illinois win.

**2014:** Redshirted the 2014 season ... two-time scout team player of the week (Missouri and Purdue).

**PREP/PERSONAL:** Linebacker for head coach Chris Andriano at Montini Catholic High School ... 2013 first team all-state selection earned a spot on the U.S. Under-19 National Team ... collected 80 tackles, 12 sacks and 22 tackles for a loss as a senior ... rated the No. 20 inside linebacker nationally and the No. 18 prospect in Illinois by Rivals ... parents are Nedra and Noah Sykes ...

born on April 7, 1996, Nile Jordan Sykes is a SPEA management major.

**CAREER STATS**

Year	UA	A	T	TFL	Sacks	FF	FR	Int	PBU
2015	4	1	5	0-0	0-0	0	0	0	0
2016	18	0	18	7.0-47	5.0-37	0	1	0	2
<b>Totals</b>	<b>22</b>	<b>1</b>	<b>23</b>	<b>7.0-47</b>	<b>5.0-37</b>	<b>0</b>	<b>1</b>	<b>0</b>	<b>2</b>




**CONNOR THOMAS**

**38** RB • 5-8, 183 • Fr.-R  
Clarksville, Tenn.  
Clarksville Academy

**2016:** Redshirted the 2016 season ... walk-on joined the program during the season.

**PREP/PERSONAL:** Running back and linebacker for head coach Todd Hood at Clarksville Academy ... finished his career with 1,119 yards on 178 rushes (6.3 average) with 21 touchdowns ... caught 58 balls for 1,006 yards (17.3 average) and 14 TDs ... made 273 tackles ... tallied 1,619 all-purpose yards and 25 total scores as a senior ... two-time all-area selection was named the 2015 team most valuable player and the 2014 defensive MVP ... holds the school single-game rushing touchdowns record (5) ... four-year football letterwinner ... National Honor Society member and a national scholar-athlete honoree ... parents are Wendy and Tim Thomas ... born on Dec. 4, 1997, Connor Benjamin Thomas is an exercise science major.



**IAN THOMAS**

**80** TE • 6-5, 248 • Sr.  
Baltimore, Md.  
Nassau (N.Y.) C.C.

**2016 (JUNIOR):** Played in all 13 games with one start at No. 10 Nebraska ... made three receptions for 28 yards ... caught two balls for 26 yards in the Foster Farms Bowl vs. No. 19 Utah.

**JUNIOR COLLEGE:** Tight end for head coach Joe Osovot at Nassau Community College in Garden City, N.Y. ... rated the No. 2 junior college tight end nationally by ESPN ... all-conference selection caught 23 balls for 433 yards and three touchdowns in eight games in 2015 ... team captain led the Northeast Football Conference (NFC) with 18.8 yards per reception and finished fourth with 54.1 yards per game ... Nassau captured the 2014 NFC title, won the Valley of the Sun Bowl and finished with a perfect 10-0 record ... made four catches for 88 yards and two scores in four games as a true freshman.

**PREP/PERSONAL:** Tight end for head coach William Brandon at Digital Harbor High School in Baltimore ... team most valuable player ... named Digital Harbor's most improved player ... three-year football letterwinner ... also lettered in basketball and track and field ... parents are deceased ... lived with his eight siblings and raised by his older siblings since he was nine years old ... born on June 6, 1996, Ian Thomas is a criminal justice major.



**JAYME THOMPSON**

**12** DB • 6-2, 195 • Sr.-5th  
Toledo, Ohio  
Iowa Western C.C.

**2016 (JUNIOR):** Made his lone appearance in the win over No. 17 Michigan State ... enrolled in spring classes and participated in practice.

**JUNIOR COLLEGE:** Defensive back for head coach Scott Strohmeier at Iowa Western Community College ... rated the No. 2 junior college safety by 247Sports and the No. 44 junior college prospect by Rivals ... helped Iowa Western to a 10-2 record and a victory in the 2015 Graphic Edge Bowl ... posted 81 tackles (3rd on the team), three for loss, with two interceptions and four pass breakups in 2014 ... Iowa Western went 11-1 and advanced to the national championship game.

**2013:** Redshirted the 2013 season at Ohio State University.

**PREP/PERSONAL:** Defensive back for head coach Nick Toth at Central Catholic High School ... consensus four-star prospect (ESPN, Rivals, Scout, 247Sports) and among the top 250 prospects nationally (No. 204 on the Rivals 250 and No. 218 on the ESPN 300) ... ESPN's top safety in Ohio and the No. 12 prospect in the state played in the All-American Bowl ... led Central Catholic to the 2012 Division II state title and a 14-1 record ... Associated Press All-State selection posted 48 tackles, one interception and two fumble recoveries ... parents are Ebony Price and Deon Thompson ... born on Aug. 26, 1994, Jayme Allen Price-Thompson is a liberal studies major.



**LUKE TIMIAN**

**25** WR • 6-0, 195 • Jr.-R  
Southlake, Texas  
Oklahoma State Univ.

**2016 (SOPHOMORE):** Named IU's Outstanding Walk-On Player of the Year ... made 19 receptions for 277 yards and one touchdown ... appeared in all 13 games ... posted career-highs with three catches, 52 yards and a 40-yarder in the victory over No. 17 Michigan State ... caught three passes for 25 yards and the TD in the Ball State win ... surpassed 30 yards at Rutgers (38), vs. No. 10 Penn State (35), at Florida International (32), vs. Maryland (31) and at No. 3 Michigan (31).

**2015 (FRESHMAN):** Appeared in six games ... caught two passes for 51 yards and one touchdown ... recorded his first career TD, from 27 yards out, in the New Era PinStripe Bowl vs. Duke ... made his first career reception, a 24-yarder, in the win at Maryland.

**2014:** Redshirted the 2014 season at Oklahoma State University.



# MEET THE HOOSIERS

**PREP/PERSONAL:** Wide receiver for head coach Hal Wasson at Southlake Carroll High School ... all-state selection ... South Carroll won the 2011 5A state championship ... three-year football and track and field letterwinner ... President of the Young Men's Service League his junior year ... parents are Carolyn and Scott Timian ... born on May 25, 1995, Luke Riley Timian is a media major.

## CAREER STATS

Year	Rec	Yds	TD	Lg	Rec/G	Avg/G	Avg/G
2015	2	51	1	27	0.3	25.5	8.5
2016	19	277	1	40	1.5	14.6	21.3
<b>Totals</b>	<b>21</b>	<b>328</b>	<b>2</b>	<b>40</b>	<b>1.1</b>	<b>15.6</b>	<b>17.3</b>



## JACK TRAINOR

59

OL • 6-2, 310 • So.-R  
Roswell, Ga.  
The Marist School

**2016 (FRESHMAN):** Did not see any game action in 2016 ... scout team player of the week (Michigan State).

**2015:** Redshirted the 2015 season ... walk-on joined the program during the season.

**PREP/PERSONAL:** Offensive and defensive lineman for head coach Alan Chadwick at The Marist School ... recorded 103 tackles and 17 sacks in his career ... team advanced to the state semifinals twice ... three-year football and four-year wrestling letterwinner ... speaks Turkish ... finished No. 1 in the Turkish Olympiad in speaking and No. 2 in film production ... two-time National Latin Exam gold medalist ... parents are Heather and John Trainor ... born on Feb. 22, 1997, John Thomas Trainor III is a media major.



## ZEKE WALKER

6

DB • 6-2, 215 • Jr.-R  
Columbia, S.C.  
Brookland-Cayce

**2016 (SOPHOMORE):** Played in all 13 games ... posted 10 tackles, seven solo, with one tackle for loss ... blocked the first punt in his career in the victory at Rutgers ... carded the TFL and two stops against No. 10 Penn State ... tallied three tackles in the Ball State win.

**2015 (FRESHMAN):** Appeared in four of the first five games before suffering a season-ending injury ... made nine tackles, one for loss, with one forced fumble ... collected three stops and the first forced fumble of his career against No. 1 Ohio State ... posted a 7-yard TFL in the Western Kentucky win.

**2014:** Redshirted the 2014 season ... scout team player of the week (Ohio State).

**PREP/PERSONAL:** Defensive back and quarterback for head coach Rusty Chrupa at Brookland-Cayce High School ... played in the 2013 Shrine Bowl of the Carolinas ... earned all-region honors ... named Brookland-Cayce's Offensive Most Valuable Player ... led his team to first winning season since 2003 ... rated the No. 34 prospect in South Carolina by 247Sports ... three-year football letterwinner ... also lettered in basketball and track and field ... a scholar-athlete award winner ... parents are Michael and MeChele Walker ... born on March 29, 1996, Ezekiel Jairus Walker is a liberal studies major.

## CAREER STATS

Year	UA	A	T	TFL	Sacks	FF	FR	Int	PBU
2015	4	5	9	1.0	0.7	0	0	0	0
2016	7	3	10	1.0	2.0	0	0	0	0
<b>Totals</b>	<b>11</b>	<b>8</b>	<b>19</b>	<b>2.0</b>	<b>2.7</b>	<b>0</b>	<b>0</b>	<b>0</b>	<b>0</b>



## KIANTE WALTON

26

LB • 6-2, 225 • Jr.-R  
Columbus, Ga.  
Carver

**2016 (SOPHOMORE):** Appeared in all 13 games, primarily on special teams ... made two solo tackles.

**2015:** Started the first two games before suffering a season-ending injury ... received a medical redshirt ... posted 13 tackles, 10 solo ... tallied a career-high nine stops and seven solos in the season-opening Southern Illinois win ... made four tackles in the Florida International victory ... Academic All-Big Ten selection.

**2014 (FRESHMAN):** Played in all 12 games ... made eight tackles, six solo.

**PREP/PERSONAL:** Defensive back for head coach Joe Keglger at George Washington Carver High School ... first team All-Big City and honorable mention all-state in 2013 ... posted 47 tackles with five interceptions and one forced fumble ... returned one INT, one kickoff and one punt for a score ... team went 11-2 and captured the regional championship ... clocked a 4.47 40-yard dash time and owns a 39-inch vertical leap ... football and track letterwinner ... parents are Demetrix Walton and Jeff Bass ... born on Sept. 18, 1995, Kiante Darquell Walton is a liberal studies major.

## CAREER STATS

Year	UA	A	T	TFL	Sacks	FF	FR	Int	PBU
2014	6	2	8	0-0	0-0	0	0	0	0
2015	10	3	13	0-0	0-0	0	0	0	0
2016	2	0	2	0-0	0-0	0	0	0	0
<b>Totals</b>	<b>18</b>	<b>5</b>	<b>23</b>	<b>0-0</b>	<b>0-0</b>	<b>0</b>	<b>0</b>	<b>0</b>	<b>0</b>



## RYAN WATERCUTTER

85

TE • 6-2, 228 • Jr.-R  
Fort Wayne, Ind.  
Bishop Dwenger

**2016 (SOPHOMORE):** Made his collegiate debut and lone appearance in the Foster Farms Bowl vs. No. 19 Utah ... named offensive scout team player of the year ... three-time scout team player of the week (Ball State, Northwestern and Penn State) ... moved from linebacker to tight end during spring practice ... Academic All-Big Ten selection.

**2015 (FRESHMAN):** Did not see any game action in 2015 ... two-time scout team player of the week (Western Kentucky and Maryland).

**2014:** Redshirted the 2014 season ... walk-on joined the program during preseason camp.

**PREP/PERSONAL:** Played for head coach Chris Svarczkopf at Bishop Dwenger High School ... Indiana Associated Press All-State as a junior and senior ... Indiana Football Coaches Association Top 50 and All-State as a junior and senior ... three-time all-conference and 2013 first team All-Northeast Indiana selection ... two-time team MVP led Bishop Dwenger to the 2013 state championship game ... posted 93 tackles and seven interceptions ... caught 71 passes for 1,191 yards and totaled 11 touchdowns ... holds school records for most receptions and most receiving yards ... ranks second all-time with 17 INTs ... three-year football and two-year basketball letterwinner ... parents are Meg and David Watercutter ... born on Feb. 10, 1996, David Ryan Watercutter is a public financial management major.



## TRISTEN WATTS

66

DL • 6-2, 230 • Fr.-R  
Evansville, Ind.  
Mater Dei

**2016:** Redshirted the 2016 season ... walk-on joined the program during the season.

**PREP/PERSONAL:** Defensive lineman for head coach Mike Goebel at Mater Dei High School ... 2015 honorable mention all-state ... also earned all-city, all-metro and all-conference honors ... Mater Dei reached the 2014 state championship game ... school won two sectional, city and conference championships ... two-year football letterwinner ... 2015 Academic All-State and two-time Academic All-City ... parents are Jamie and B.J. Watts ... born on April 19, 1998, Tristen Wayne Watts is a biology major.



# MEET THE HOOSIERS



## NICK WESTBROOK

**15** WR • 6-3, 215 • Jr.  
Lake Mary, Fla.  
Lake Mary

**2016 HONORS:** Honorable mention All-Big Ten (coaches and media) ... earned the Hoosier Iron Award (Outstanding Weight Room Performance) ... Academic All-Big Ten selection.

**2016 (SOPHOMORE):** Caught 54 passes for 995 yards (18.4 average) and six touchdowns ... led the team in yardage, TDs and yards per reception ... ranked second in the Big Ten in yardage (38th nationally), third in average per catch (T-27th nationally), seventh in receptions and tied for seventh in scores ... averaged 79.3 yards per game (3rd in the Big Ten) and 4.2 catches per game (T-8th in the Big Ten) ... 995 yards rank seventh on Indiana's single-season list ... added a 3-yard rushing score ... started 12 times and played in all 13 games ... led the conference in 40-plus yard receptions (7, T-15th nationally), shared first in 70-yarders (2, T-8th), finished second in 30-yarders (11, T-19th), shared second in 60-yarders (2, T-24th) and 10-yarders (37), and shared third in 50-yarders (3, T-29th) and 20-yarders (16, T-35th) ... posted three 100-yard games, which shared third in the BIG ... reached six-or-more six times and 60 yards 10 times ... caught six-or-more balls four times and five-or-more six times ... led the team in yardage seven times (5 with game-high honors) and catches five times (4 with game-high honors) ... collected his first career 100-yard game (133 yards) on just three receptions, including 79- and 43-yard touchdowns, in the Ball State win ... hauled in six passes for 129 yards with 75- and 10-yard TDs against Wake Forest ... recorded a career-best 10 catches for 126 with the 3-yard rushing score at Northwestern ... added a 40-yard touchdown, three receptions and 85 yards against No. 10 Penn State ... made five grabs for 80 yards and a 36-yard TD in the Foster Farms Bowl vs. No. 19 Utah ... caught five balls for 80 yards in the Rutgers victory ... two-time IU offensive player of the week (Northwestern and Michigan).

**2015 (FRESHMAN):** Appeared in all 13 games ... caught six passes for 69 yards and one touchdown ... posted two receptions for 26 yards with his first career TD, from three yards out, in the New Era Pinstripe Bowl against Duke ... made his first career catch, a 10-yarder, in the season-opening Southern Illinois win.

**PREP/PERSONAL:** Wide receiver for head coach Scott Perry at Lake Mary High School ... named first team all-state, all-district and All-Central Florida as a senior ... recorded 84 receptions for 1,853 yards and 21 touchdowns ... ranked No. 5 in the Orlando Sentinel's 2015 Central Florida Super60 ... holds the program's career, single-season and single-game receiving yardage and touchdowns records ... caught 52 passes for 826 yards and 13 TDs his junior campaign ... Lake Mary finished with an 11-1 record and won back-to-back district championships in 2013 and 2014 ... four-year football letterwinner ... also lettered in track and field and lacrosse ... ran the 300m hurdles and participated in the long and triple jump ... member of the National Honor Society ... parents are Amy and Jeff Nickel ... born on March 21, 1997, Nicholas Ofenmu Westbrook is a business operations management major.

### CAREER STATS

Year	Rec	Yds	TD	Lg	Rec/G	Avg/C	Avg/G
2015	6	69	1	23	0.5	11.5	5.3
2016	54	995	6	79	4.2	18.4	76.5
<b>Totals</b>	<b>60</b>	<b>1064</b>	<b>7</b>	<b>79</b>	<b>2.3</b>	<b>17.7</b>	<b>40.9</b>



## DEVONTE WILLIAMS

**2** RB • 5-10, 190 • So.-R  
Columbia, Md.  
Bullis School

**2016 HONORS:** BTN.com Big Ten All-Freshman team selection.

**2016 (FRESHMAN):** Played in 11 games ... moved from cornerback to running back during spring practice ... rushed for 147 yards on 48 carries ... caught seven passes for 50 yards ... returned 39 kicks for 784 yards, which ranks fifth on the

program's single-season list ... the 784 yards led the Big Ten and ranked 13th nationally ... posted four tackles ... finished second on the team with 1,001 all-purpose yards (91.0 per game) ... recorded five 100-plus all-purpose yardage games ... collected a career-high 42 yards on four carries (10.5 average) with a career-long 24-yarder at Northwestern ... carded a career-high 122 all-purpose yards (90 kick return, 31 rushing, 1 receiving) in the season-opening win at Florida International ... netted a career-high 110 kick return yards in the Foster Farms Bowl vs. No. 19 Utah ... returned three kicks for 90 yards in the win over No. 17 Michigan State.

**2015:** Played in three games and started at cornerback in the Florida International and Western Kentucky wins ... suffered a season-ending injury and received a medical redshirt ... posted five tackles with a career-high of three against the Hilltoppers ... returned 10 kickoffs for 204 yards (20.4 average) ... moved from running back to cornerback during preseason camp.

**PREP/PERSONAL:** Running back for head coach Patrick Cilento at Bullis School ... first team all-state, all-metropolitan and all-conference selection as a senior ... rushed for 4,496 yards on 613 carries (7.3 average) with 51 touchdowns in his career ... made 46 receptions for 697 yards and eight TDs ... collected 1,899 rushing yards, 18 scores, 22 catches, 354 receiving yards and five touchdowns in 2014 ... finished his career as the program's all-time rushing leader ... rated the No. 19 prospect in Maryland and the No. 62 running back nationally by Rivals ... parents are Harmony and Isaac Williams ... born on Feb. 5, 1997, Devonte Williams is an exploratory student.

### CAREER STATS - RUSHING

Year	Att	Yards	TD	Lg	Avg/C	Avg/G
2016	48	167	0	24	3.5	15.2
<b>Totals</b>	<b>48</b>	<b>167</b>	<b>0</b>	<b>24</b>	<b>3.5</b>	<b>11.9</b>

### CAREER STATS - RECEIVING

Year	Rec	Yds	TD	Lg	Rec/G	Avg/C	Avg/G
2016	7	50	0	14	0.6	7.1	4.5
<b>Totals</b>	<b>7</b>	<b>50</b>	<b>0</b>	<b>14</b>	<b>0.5</b>	<b>7.1</b>	<b>3.6</b>

### CAREER STATS - KICK RETURN

Year	No	Yds	TD	Lg	Avg/R	Avg/G
2015	10	204	0	27	20.4	68.0
2016	39	784	0	36	20.1	71.3
<b>Totals</b>	<b>49</b>	<b>988</b>	<b>0</b>	<b>36</b>	<b>20.2</b>	<b>70.6</b>

# MEET THE HOOSIERS



**DAMEON WILLIS, JR.**

**43**

**LB • 6-1, 230 • Jr.-R**  
Cleveland, Ohio  
Saint Ignatius

**2014:** Redshirted the 2014 season ... three-time scout team player of the week (North Texas, Michigan State and Ohio State).

**PREP/PERSONAL:** Linebacker for head coach Chuck Kyle at Saint Ignatius High School ... finished 2013 with 75 tackles, 60 solo, two sacks, eight tackles for loss, six interceptions and three forced fumbles ... named the team's most valuable player ... St. Ignatius won the 2011 state championship ... rated the No. 54 prospect in Ohio by 247Sports and the No. 61 outside linebacker nationally by Scout ... three-year football and one-year basketball and track and field letterwinner ... earned the school's community service award ... parents are Dameon R. Willis, Sr., and Kim Hereford ... born on Jan. 19, 1996, Dameon Roshean Willis, Jr., is a media major.

**2016 (SOPHOMORE):** Made his first career start in the Foster Farms Bowl vs. No. 19 Utah ... played in 12 games ... collected 22 tackles, 13 solo, with one tackle for loss ... posted career-highs in stops (5) and solos (4) in the Ball State win ... closed the season with back-to-back four-tackle games in the Purdue victory and vs. the Utes.

**2015 (FRESHMAN):** Appeared in all 13 games at linebacker and on special teams ... posted 16 tackles, eight solo, with one forced fumble and one fumble recovery ... recorded three stops at Penn State, at No. 7 Michigan State and in the win at Maryland ... added his first career forced fumble against the Terrapins ... recovered his first career fumble in the victory at Purdue ... IU special teams player of the week (Florida International).

## CAREER STATS

Year	UA	A	T	TFL	Sacks	FF	FR	Int	PBU
2015	8	8	16	0-0	0-0	1	1	0	0
2016	13	9	22	1-0-2	0-0	0	0	0	0
<b>Totals</b>	<b>21</b>	<b>17</b>	<b>38</b>	<b>1-0-2</b>	<b>0-0</b>	<b>1</b>	<b>1</b>	<b>0</b>	<b>0</b>



**BRANDON WILSON**

**95**

**DL • 6-3, 255 • So.-R**  
Winter Garden, Fla.  
West Orange

**2016 (FRESHMAN):** Played in five games ... made a pair of tackles.

**2015:** Redshirted the 2015 season ... two-time scout team player of the week (Florida International and Penn State).

**PREP/PERSONAL:** Defensive lineman for head coach Bob Head at West Orange High School ... collected 81 tackles, 10 for loss, seven sacks and five pass breakups as a senior ... earned first team all-county and all-district honors ... voted to the Central Florida All-Star Game ... team captain led West Orange to an 11-1 record ... ranked No. 12 in the Orlando Sentinel's 2015 Central Florida Super60 ... rated the No. 50 strong-side defensive end nationally by 247Sports ... parents are Rasheda Mayse and Arthur Wilson ... born on Sept. 12, 1997, Brandon O'Shea Wilson is a liberal studies major.



# NEWCOMERS



**THOMAS ALLEN**

**44** LB • 6-3, 230 • Fr.  
Tampa, Fla.  
Plant

Enrolled in 2017 spring classes and participated in practice.

**PREP/PERSONAL:** Linebacker for head coach Robert Weiner at Plant High School and Johnny Hill at Oxford High School ... starred at Plant in 2015 and 2016 and Oxford in 2013 and 2014 ... played on four division championship teams and three state runner-ups (2 at Oxford) ... finished his career with 470 tackles, 119 for loss, 13 sacks, eight forced fumbles, four fumble recoveries and one interception ... 2016 Tampa Bay Defensive Player of the Year earned second team all-state honors ... collected 147 stops, six sacks and 51 TFLs ... first team all-state selection at Oxford ... Plant reached the 2016 7A state championship game ... teammate of fellow signees defensive back Juwan Burgess and wide receiver De'Angelo "Whop" Philyor ... ranked the No. 29 inside linebacker nationally by ESPN ... four-year football and two-year basketball letterwinner ... Academic All-American ... parents are Tracy and Tom Allen ... Tom was named Indiana University's 29th head coach on Dec. 1, 2016 ... born on May 27, 1998, Nolan Thomas Allen is an exploratory student.



**BRITT BEERY**

**94** DL • 6-6, 270 • Fr.  
Carmel, Ind.  
Carmel

**PREP/PERSONAL:** Defensive lineman for head coach John Hebert at Carmel High School ... Indiana Football Coaches Association all-state as a junior ... selected to the 2016 Indianapolis Star Super Team ... two-time first team all-county honoree ... posted 112 tackles, two sacks, one fumble recovery, six quarterback hurries, five pass breakups and three blocked field goals over his junior and senior seasons ... team captain led Carmel to the 2016 6A state championship ... Carmel finished state runner-up in 2014 ... teammate of IU wide receiver Isaac James ... ranked the No. 9 prospect in Indiana by Rivals ... rated the No. 55 strong-side defensive end by 247Sports ... three-year football and basketball letterwinner ... participated in two Habitat for Humanity builds ... parents are Erin and Jack Beery ... born on June 16, 1998, Britton Michael Beery intends to study exercise science and communications.



**ALFRED BRYANT**

**92** DL • 6-2, 250 • Fr.  
Fresno, Texas  
Marvel


**PREP/PERSONAL:** Defensive end for head coach Kirk Martin at Marvel High School ... two-time all-district selection finished his career with 22 sacks, 38 tackles for loss, 86 quarterback hurries, 120 tackles, three fumble recoveries, including one touchdown return, and one forced fumble ... Marvel advanced to the 2015 state championship ... made 62 stops, 14 sacks, 22 TFLs and 42 QB hurries in 2015 ... team went 55-5 in his three seasons with two district titles and three straight regional finals appearances ... teammate of IU offensive lineman Mackenzie Nworah ... ranked the No. 43 weak-side defensive end nationally by Rivals ... three-year football and basketball letterwinner ... parents are Arnetta and Alfred Bryant ... born on Oct. 10, 1999, Alfred Lance Bryant intends to study engineering.



**JUWAN BURGESS**

**1** DB • 6-1, 185 • Fr.  
Tampa, Fla.  
Plant


**PREP/PERSONAL:** Athlete for head coach Robert Weiner at Plant High School ... recorded 63 tackles, 41 solo, two for loss, three interceptions, six pass breakups and one fumble recovery as a senior ... made 14 receptions for 229 yards and four touchdowns ... returned 24 punts for 390 yards (16.3 average) with three TDs ... received the Best Teammate Award ... Plant advanced to the 7A state championship game ... teammate of fellow signees linebacker Thomas Allen and wide receiver De'Angelo "Whop" Philyor ... ranked the No. 273 overall prospect, the No. 19 athlete nationally and the No. 42 prospect in Florida by ESPN ... also a track and field standout ... parents are Ikeya Green-Collins and Joe Burgess, Sr. ... has 11 siblings ... Juwan Jalen Burgess was born on Nov. 14, 1997.



**MO BURNAM**

**41** LB • 6-2, 235 • Fr.  
Conyers, Ga.  
Salem

**PREP/PERSONAL:** Linebacker for head coach Jarrett Laws at Salem High School ... 2016 first team all-region, all-county and all-area selection ... posted 111 tackles, four sacks and one interception ... ranked the No. 23 inside linebacker by ESPN ... three-year football, two-year basketball and one-year track and field letterwinner ... member of the Athletic Champions Club (3.0+ grade point average) ... mother is Ronda Ward ... born on Oct. 22, 1998, De'Morreal Marquez Burnam intends to study sport marketing and management.



**HARRY CRIDER**

**57** OL • 6-4, 290 • Fr.  
Columbus, Ind.  
Columbus East

**PREP/PERSONAL:** Center for head coach Bob Gaddis at Columbus East High School ... Indiana Football Coaches Association Top 50 and all-state as a senior ... 2016 Indiana Associated Press 6A all-state ... named the Indianapolis Star position award winner (offensive line) his senior year ... selected to the USA Today All-USA Indiana team ... also 2015 IFC A all-state ... team captain ... picked as the team's most valuable player as a senior ... two-time all-conference honoree ... Columbus East finished 2016 Class 5A state runner-up ... team averaged 435.4 total yards and 342.7 on the ground ... ranked the No. 2 center in the Midwest, the No. 11 center nationally and the No. 17 prospect in Indiana by Scout ... three-year football letterwinner ... also played basketball and wrestled ... earned the Phil N. Eskew Mental Attitude Award ... diagnosed with Type 1 diabetes as a 10-year old ... raised awareness for diabetes through his senior project, a fundraising event for the Riley Children's Foundation ... National Honor Society and National Art Honor Society member ... honor roll student ... parents are Elizabeth and Bob Crider ... born on May 18, 1999, Harry William Crider intends to study business or biology.



**MORGAN ELLISON**

**27** RB • 6-1, 225 • Fr.  
Pickerington, Ohio  
Pickerington Central

**PREP/PERSONAL:** Running back for head coach Jay Sharrett at Pickerington Central High School ... 2016 first team Associated Press All-Ohio ... earned first team all-district and all-conference honors ... Pickerington's offensive most valuable player rushed for 1,841 yards and 29 touchdowns his senior year ... team went 13-2 and made it to the state semifinals ... broke his left leg as a sophomore and his right leg as a junior ... ranked the No. 37 running back nationally and the No. 4 running back in the Midwest by Scout ... rated the No. 30 prospect in Ohio by Rivals ... lettered in football, rugby and track and field ... high honor roll student ... parents are Sandra and Mitchell Ellison ... born on March 12, 1998, Morgan Mitchell Ellison intends to study media or criminal justice.

# NEWCOMERS



## BRYANT FITZGERALD

31

**DB • 6-0, 205 • Fr.**  
Indianapolis, Ind.  
Avon

**PREP/PERSONAL:** Defensive back and athlete for head coach Mark Bless at Avon High School ... Indiana Football Coaches Association Top 50 and all-state as a senior ... 2016 Indiana Associated Press 6A all-state ... also 2015 IFCA all-state ... named the Indianapolis Star position award winner (defensive back) his senior year ... selected to the 2016 Indianapolis Star Super Team ... all-conference honoree also earned the team's most valuable player, defensive MVP and hardest hitter accolades ... recorded 107 tackles, 11 for loss, one sack, three interceptions, including two returned for touchdowns, two forced fumbles and one fumble recovery ... rushed for 114 yards with nine TDs and made 10 receptions for 80 yards ... returned six kicks for 251 yards (41.8 average) and three punts for 48 yards ... in 2015, amassed 1,260 all-purpose yards as Avon won its first regional title since 2005 ... ranked the No. 4 prospect in Indiana and the No. 31 safety nationally by ESPN ... three-year football letterwinner ... parents are Nina and Barry Fitzgerald ... born on April 20, 1999, Bryant Montez Fitzgerald intends to study sport marketing and management.



## TY FRYFOGLE

18

**WR • 6-2, 205 • Fr.**  
Lucedale, Miss.  
George County

**PREP/PERSONAL:** Wide receiver for head coach Matt Caldwell at George County High School ... first team all-state honoree ... two-time first team all-region, Sun Herald All-South Mississippi Team and All-Clarion Ledger selection ... played in the 2016 Mississippi-Alabama All-Star Game ... set the school's receptions and yardage records ... team's leading receiver caught 89 passes for 1,432 yards and 14 touchdowns as a senior ... recorded seven 100-yard games, including one 200-yarder, and two games with double-digit catches ... collected 52 receptions for 952 yards and 10 TDs his junior campaign ... three-year football and two-year basketball letterwinner ... parents are Jackie Knight and Trey Fryfogle ... Trey played at Ole Miss (2000-02) and was a teammate of IU passing game coordinator and wide receivers coach Grant Heard ... Tyrese Fryfogle was born on Jan. 28, 1999.



## JUAN HARRIS

90

**DL • 6-3, 360 • Fr.**  
Chicago, Ill.  
Parker (Wis.)

Enrolled in 2017 spring classes and participated in practice.

**PREP/PERSONAL:** Defensive and offensive lineman for head coach Clayton Kreger at Parker (Wis.) High School ... two-time all-state selection ... named the team's defensive lineman of the year twice and most valuable player once ... member of two state championship teams ... shot put and discus thrower ... parents are Angel Shannon and the late Juan Harris, Sr. ... born on July 27, 1998, Juan Harris is an exploratory student.



## PEYTON HENDERSHOT

86

**TE • 6-4, 240 • Fr.**  
North Salem, Ind.  
Tri-West

**PREP/PERSONAL:** Tight end for head coaches Chris Coll and Tyler Bruce at Tri-West High School ... Indiana Football Coaches Association Top 50 and all-state as a senior ... 2016 Indiana Associated Press 6A all-state ... named the Indianapolis Star position award winner (tight end) his senior year ... selected to the 2016 Indianapolis Star Super Team and earned all-county and all-conference honors ... finished his career with 157 receptions, 2,170 yards and 22 touchdowns ... caught 67 passes for 896 yards and nine TDs as a senior ... his junior campaign, made 51 catches for 685 yards and eight scores ... posted 30 tackles, four sacks, five tackles for loss and three pass breakups at defensive end ... Tri-West won the 2014 3A state championship ... ranked the No. 10 prospect in Indiana by 247Sports ... rated the No. 19 tight end nationally by Scout ... four-year football and three-year basketball letterwinner ... basketball standout averaged 12.9 points, 10.5 rebounds, 4.3 assists, 1.3 steals and 0.9 blocks as a junior ... led Tri-West to 2016 semi-state ... honor roll student ... parents are Jennifer and Jack Hendershot ... brother, Jake, is a fullback at Illinois State University ... Peyton Joseph Hendershot was born on April 23, 1999.



## LADAMION HUNT

22

**DB • 6-0, 185 • Fr.**  
Carrollton, Ga.  
Carrollton

**PREP/PERSONAL:** Defensive back for head coach Sean Calhoun at Carrollton High School ... three-year starter ... earned 2016 first team all-region honors ... posted 50 tackles, 41 solo, three interceptions, two forced fumbles and one fumble recovery ... led Carrollton to an 11-2 record and a regional championship ... parents are Kizzy Williams and Michael Hunt ... born on Jan. 1, 1999, LaDamon Ramon Hunt intends to study business management.



## CALEB JONES

77

**OL • 6-8, 370 • Fr.**  
Indianapolis, Ind.  
Lawrence North

**PREP/PERSONAL:** Offensive lineman for head coach Patrick Mallory at Lawrence North High School ... Indiana Football Coaches Association Top 50 and all-state as a junior and senior ... Indiana Associated Press 6A all-state in 2015 and 2016 ... selected to the Indianapolis Star Super Team his junior and senior seasons ... three-time all-conference and two-time all-county honoree ... team averaged 298.6 rushing yards in 2016 ... recorded seven 200-yard rushing games, three 300-yarders and two 400-yarders ... ranked the No. 12 prospect in Indiana and the No. 82 offensive tackle nationally by ESPN ... four-year football, three-year track and field, and two-year basketball letterwinner ... parents are Darice Maxie and James Jones ... sister, Brianna, is a senior basketball player at North Dakota State University ... born on Feb. 10, 1999, Caleb Darnell Jones intends to study sport marketing and management.



## TYLER KNIGHT

73

**OL • 6-4, 290 • Fr.**  
Clearwater, Fla.  
Northside Christian

Enrolled in 2017 spring classes and participated in practice.

**PREP/PERSONAL:** Offensive and defensive lineman for head coach Mike Alstott at Northside Christian School ... first player to commit in the 2017 signing class ... played both center and guard ... made 12 tackles for loss as Northside Christian advanced to the 2016 state semifinals ... ranked the No. 99 offensive tackle nationally by ESPN ... also played basketball ... National Honor Society and Principal's List member ... parents are Jeannette and Tim Knight ... born on Dec. 17, 1998, Tyler Fuller Knight is an exploratory student.



# NEWCOMERS



**RAHEEM LAYNE**  
17 DB • 6-1, 190 • Fr.  
Deland, Fla.  
Sebastian River

**PREP/PERSONAL:** Cornerback for head coach Kevin Pettis at Sebastian River High School ... 2016 first team all-area selection ... ranked No. 3 on the TC Palm Super 11 team ... made 57 tackles with two interceptions, one of which was a pick-6, and three forced fumbles ... did not surrender a touchdown all season ... led team to the program's first playoff win and the most victories (11) in school history ... ranked the No. 58 cornerback by ESPN ... three-year football letterwinner ... mother is Paulette McKenzie ... born on July 2, 1999, Raheem Oliver Layne intends to study business management.



**MICHAEL MCGINNIS**  
55 LB • 6-2, 230 • Jr.-R  
Allentown, N.J.  
ASA (N.Y.) College

Enrolled in 2017 spring classes and participated in practice.

**JUNIOR COLLEGE:** Linebacker for head coach Joe Osovet at ASA College in Brooklyn, N.Y. ... 2016 All-American ... two-time captain, all-conference selection and Academic All-American ... collected 91 tackles, 18 for loss, 2.5 sacks, three forced fumbles, one interception and one fumble recovery as a sophomore ... made 74 stops, 15 for loss, three sacks, two forced fumbles and one interception his freshman campaign ... member of the Phi Theta Kappa Honor Society.

**PREP/PERSONAL:** Linebacker for head coach Jay Graber at Allentown High School ... team captain and defensive most valuable player as a senior ... first team all-area and all-conference honoree ... made 87 tackles, 19 for loss, 5.5 sacks, three forced fumbles and one interception ... three-year football letterwinner ... father is Mike McGinnis ... born on March 22, 1996, Michael McGinnis is an exercise science major.



**LESHAUN MINOR, JR.**  
93 DL • 6-3, 300 • Fr.  
Indianapolis, Ind.  
Ben Davis

**PREP/PERSONAL:** Defensive lineman for head coach Mike Kirschner at Ben Davis High School ... Indiana Football Coaches Association Top 50 and all-state as a senior ... 2016 Indiana Associated Press 6A all-state ... named the Indianapolis Star position award winner (defensive line) his senior year ... selected to the 2016 Indianapolis Star Super Team ... two-time All-Marion County honoree ... collected 80 tackles, 6.5 sacks and 16 tackles for loss en route to all-conference accolades as a senior ... recorded one interception return and one fumble return for scores in his career ... posted 61 stops, 13 for loss, with three sacks, two forced fumbles, six pass breakups and the pick-6 his junior campaign ... Ben Davis won the 2014 Class 6A state championship and advanced to semi-state in 2016 ... ranked the No. 5 defensive tackle in the Midwest, the No. 6 prospect in Indiana and the No. 29 defensive tackle nationally by Scout ... three-year football and two-year basketball letterwinner ... parents are Melva Minor and LeShaun Minor, Sr. ... LeShaun Ray Minor, Jr., was born on Dec. 20, 1998.



**CRAIG NELSON**  
29 RB • 5-10, 175 • Fr.  
Miami, Fla.  
Booker T. Washington

**PREP/PERSONAL:** Running back for head coach Tim Harris at Booker T. Washington High School ... all-state honorable mention and two-time All-Dade County selection ... rushed for 1,074 yards and 10 touchdowns and added 600 receiving yards and five TDs in 2016 ... defensive back his freshman and sophomore seasons ... program won three national championships in his career ... ranked No. 1 nationally in 2013 and No. 2 in 2014 ... four-year football letterwinner ... parents are Annette Nelson and Christopher Griffin ... born on March 22, 1999, Craig Nelson intends to study business management.



**WHOP PHILYOR**  
4 WR • 5-11, 180 • Fr.  
Tampa, Fla.  
Plant

**PREP/PERSONAL:** Wide receiver, running back and defensive back for head coach Robert Weiner at Plant High School ... first team all-state as a senior ... two-time All-Hillsborough County selection ... totaled 140 career receptions for 2,026 yards and 25 touchdowns ... pulled in 91 passes for 1,329 yards and 20 TDs in 2016 ... ran for 201 yards on 23 carries (8.7 average) and two scores ... recorded 38 tackles, one for loss, two interceptions, 18 pass breakups and one forced fumble ... Plant advanced to the 7A state championship game ... teammate of fellow signees linebacker Thomas Allen and defensive back Juwan Burgess ... also a track and field standout ... parents are Holley Moulting, Daniel Philyor and Lance Leggett ... born on July 31, 1998, De'Angelo Philyor intends to study psychology.



**TRAMAR REECE**  
97 DL • 6-4, 230 • Fr.  
Clearwater, Fla.  
Clearwater

**PREP/PERSONAL:** Defensive end for head coach Don Mesick at Clearwater High School ... team captain named second team all-state in 2016 ... collected 47 tackles, 13 for loss, 10 sacks, one forced fumble, one fumble recovery, one blocked field goal, one blocked punt and two touchdowns ... all-county selection played seven games in his junior campaign ... posted 31 stops, five sacks, six tackles for loss, 21 quarterback hurries, four fumble recoveries, three forced fumbles and one interception ... led Clearwater to its first district title since 2003 ... ranked the No. 76 defensive end nationally by ESPN ... four-year football and three-year basketball letterwinner ... three-year honor roll student ... volunteered with Men In The Making Right Choices and The Write Field ... aunt is Latriviette Jackson ... born on April 18, 1999, Tramar Danté Reece intends to study business law.

# NEWCOMERS



**NICK TRONTI**

**12**

**QB • 6-2, 205 • Fr.**  
Ponte Vedra Beach, Fla.  
Ponte Vedra

**PREP/PERSONAL:** Quarterback for head coach Matt Toblin at Ponte Vedra High School ... 2016 Florida Mr. Football ... just the sixth Mr. Football winner from the Jacksonville area ... Class 5A Player of the Year ... Times-Union Offensive Player of the Year and a Super 24 selection ... two-time county player of the year went 510-of-808 (63.1 percent) with 7,443 passing yards, 72 career passing touchdowns and 20 career rushing TDs ... his 72 passing scores are second only to Tim Tebow (95) in St. Johns County history ... passed for 3,328 yards and 34 scores ... rushed for 650 yards and 20 touchdowns ... led his team to a Class 5A state runner-up finish ... passed for three TDs and ran for a pair in the title game ... Ponte Vedra captured back-to-back district titles ... ranked the No. 32 dual-threat quarterback nationally by ESPN ... also played basketball and baseball as a freshman and sophomore ... parents are Susan and John Tronti ... Nicholas George Tronti was born on Jan. 7, 1999.



**HAYDON WHITEHEAD**

**94**

**P • 6-2, 205 • So.-R**  
Melbourne, Australia  
McKinnon Secondary

Enrolled in 2017 spring classes and participated in practice.

**PREP/PERSONAL:** Former Australian Rules Football player ... played Australian Rules Football for 15 years ... made his first trip to the United States when he took his official visit to IU in December 2016 ... trained under Nathan Chapman and John Smith at Prokick Australia ... a training ground for punters and kickers in Melbourne, Prokick has produced the past four Ray Guy winners (2013-16), including all three finalists in 2016, in addition to current Pittsburgh Steelers punter Jordan Berry ... four additional Prokick alumni have advanced to the NFL ... parents are Vicki and Barry Whitehead ... born on July 12, 1995, Haydon Whitehead is a business management major.



**MICHAEL ZIEMBA**

**87**

**DL • 6-3, 245 • Fr.**  
Lake Mary, Fla.  
Lake Mary

**PREP/PERSONAL:** Tight end and linebacker for head coach Scott Perry at Lake Mary School ... ranked No. 21 in the Orlando Sentinel's Central Florida Super60 ... made 21 passes for 300 yards and four touchdowns as a junior ... collected 59 tackles and one sack ... played in one game as a senior due to injury ... teammate of IU wide receiver Nick Westbrook ... ranked the No. 23 tight end nationally by ESPN ... mother is Lisa Ziemba ... Michael Ziemba was born on Sept. 25, 1998.







# HEAD COACH TOM ALLEN



## TOM ALLEN

**HEAD COACH**

FIRST SEASON AS HEAD COACH / SECOND OVERALL AT IU

### PERSONAL

**BIRTHDATE:** March 14, 1970  
**HOMETOWN:** New Castle, Ind.  
**FAMILY:** Wife - Tracy; Daughters - Hannah (20) & Brittney (16); Son - Thomas (18)  
**HIGH SCHOOL:** New Castle  
**COLLEGE:** Maranatha Baptist University, '92; Indiana, '02

### COACHING EXPERIENCE

**TEMPLE HEIGHTS H.S. (FLA.)**  
1992-94: Head Coach  
**ARMWOOD H.S. (FLA.)**  
1995-96: Defensive Coordinator  
**MARION H.S. (IND.)**  
1997: Defensive Coordinator  
**BEN DAVIS H.S. (IND.)**  
1998-2003: Defensive Coordinator  
2004-06: Head Coach  
**WABASH COLLEGE**  
2007: Special Teams Coordinator/  
Secondary  
**LAMBUTH**  
2008-09: Assistant Head Coach/  
Defensive Coordinator/LB  
**DRAKE**  
2010: Defensive Coordinator/LB  
**ARKANSAS STATE**  
2011: Assistant Head Coach/LB  
**MISSISSIPPI**  
2012-14: LB/Special Teams Coordinator  
**SOUTH FLORIDA**  
2015: Defensive Coordinator/S  
**INDIANA**  
2016: Associate Head Coach/Defense  
2016-: Head Coach

- Tom Allen was named Indiana University's 29th head football coach on Dec. 1, 2016. He made his head coaching debut in the 2016 Foster Farms Bowl.
- The New Castle, Ind., native joined the Indiana staff as associate head coach/defense on Jan. 15, 2016.
- Engineered one of the top defensive turnarounds in the country in 2016. IU's defense improved in every major statistical category against a schedule featuring four top 10 opponents, a program first.
- The Hoosiers held their opponents to 380.1 total yards, an improvement of 129.4 yards over 2015, the largest improvement in the country.
- Indiana limited its foes to 94.1 fewer passing yards, also first nationally, and 10.4 fewer points, which ranked fifth nationally.
- IU gave up 25 fewer touchdowns than in 2015.
- A nominee for the 2016 Broyles Award, which honors college football's top assistant coach, Allen led a program record six defensive players to All-Big Ten honors and the program's first All-American at linebacker since 1987, Tegray Scales, who earned second team honors from SI.com.
- Scales and Rashard Fant earned second team all-league accolades, and Ralph Green III, Marcus Oliver, Jonathan Crawford and Marcelino Ball received honorable mention recognition.
- Over the last 22 years, the teams for which Allen has been a member of the coaching staff have posted a combined record of 222-69 (.763).
- A 25-year coaching veteran, Allen was the defensive coordinator at the University of South Florida in 2015.
- South Florida posted an 8-5 record and earned a trip to the Miami Beach Bowl. Allen mentored three all-conference selections and the American Athletic Conference's top scoring defense (19.6 points per game in league play).

## BOWL EXPERIENCE

## AS A COACH

<b>2012</b>	GoDaddy.com Bowl.....	Arkansas State
<b>2013</b>	BBVA Compass Bowl.....	Mississippi
<b>2013</b>	Music City Bowl.....	Mississippi
<b>2014</b>	Peach Bowl.....	Mississippi
<b>2015</b>	Miami Beach Bowl.....	South Florida
<b>2016</b>	Foster Farms Bowl.....	Indiana

# HEAD COACH TOM ALLEN

- Served as head coach at Ben Davis High School (2004-06), defensive coordinator at Ben Davis (1998-03) and Marion High School (1997), and earned his master's degree at IU (2002).
- In his lone season in Tampa, USF tied for 13th nationally in tackles for loss (7.5 per game), tied for 14th in interceptions (17), tied for 24th in turnovers gained (25), tied for 26th in sacks (2.62), 31st in rushing defense (141.4), 34th in passing efficiency defense (118.76) and 35th in scoring defense (22.9).
- Spent the 2012-14 campaigns as linebackers coach and special teams coordinator at Ole Miss. He coached All-SEC linebackers Serderius Bryant and Denzel Nkemdiche.
- The Rebels closed out 2014 with a 9-3 record and ranked No. 9 after they met No. 6 TCU in the Chick-fil-A Peach Bowl. Ole Miss spent nine weeks in the Associated Press top 10 with a high-water mark of No. 3.
- In 2014, the Rebels led the nation in scoring defense (13.8) and allowed a national low 18 touchdowns.
- Ole Miss topped the SEC in five categories and ranked in the top 20 nationally in 11, including 10th in red zone defense, 11th in tackles for loss (7.5), 12th in turnovers gained (28), 13th in total defense (321.2) and 13th in defensive touchdowns scored (4).
- Worked with defensive coordinator Dave Wommack to help guide a huge improvement in the Rebels defense, which ranked last in the SEC in total defense before their arrival in 2011. Under their stewardship, Ole Miss consistently ranked among the top teams in the SEC and nationally in tackles for loss and sacks.
- Nkemdiche earned Freshman All-America honors and second team AP All-SEC after leading the Rebels in tackles (82), TFLs (13.0), forced fumbles (4) and interceptions (3) in 2012.
- As assistant head coach at Arkansas State (2011), the Red Wolves led the Sun Belt Conference and ranked in the top 25 nationally in total defense (331.46) and scoring defense (20.77). ASU also finished eighth nationally in tackles for loss (7.62) and 15th in sacks (2.69).
- Arkansas State went 10-2 overall and 8-0 in the Sun Belt. Allen coached first team all-conference selection Demario Davis and second team pick Nathan Herrold. Davis was selected in the third round of the 2012 NFL Draft by the New York Jets.
- Prior to ASU, Allen served as the defensive coordinator and linebackers coach at Drake University (2010). The Bulldogs allowed just 330 yards per game while ranking No. 6 nationally in the FCS in rush defense (94.2), No. 8 in sacks (33), No. 17 in tackles for loss (81) and No. 25 in scoring defense (20.4).
- Oversaw seven All-Pioneer Football League (PFL) players, one All-America selection and the PFL Defensive Player of the Year.
- At NAIA Lambuth University (2008-09), Allen was the assistant head coach, defensive coordinator and linebackers coach, and he was a part of two Mid-South Conference championships and the school's first undefeated regular season (11-0) in 2009. That defense ranked No. 4 nationally in scoring defense, No. 7 in pass defense and sacks, No. 9 in total defense and No. 12 in third down conversions.
- Tutored eight first team all-conference players, one NAIA All-America selection and a Mid-South Conference Freshman of the Year.
- First collegiate coaching stop was at Wabash College, where as secondary coach and special teams coordinator the team won the NCAC championship and advanced to the quarterfinals of the NCAA Division II playoffs. Three defensive backs were named to the All-NCAC team.
- Prior to Marion H.S., Allen was defensive coordinator at Armwood High School (1995-96) and head coach at Temple Heights High School (1992-94) in Florida.
- Allen earned his bachelor's degree from Maranatha Baptist University (Wis.) in 1992. Tom and his wife, Tracy, have three children, Hannah (20), Thomas (18) and Brittny (16). Thomas is a true freshman linebacker with the Hoosiers.



## WHAT THEY'RE SAYING ABOUT TOM ALLEN...

"Coach Allen is intense. He's a defensive guy that has gotten results everywhere he's been. I think he's a great fit for IU. I really believe that Mike DeBord on the offensive side and Tom Allen on the defensive side is unique. They are very experienced, thorough game-planning coaches that can adapt on a weekly basis. It's going to be fun and really cool to watch."

**- Jon Gruden, Former NFL Head Coach and ESPN Monday Night Football Analyst**

"Coach Allen has been a part of a lot of winning during his coaching career and has helped guide some very aggressive and successful defenses. He is a great coach and a great person."

**- Willie Taggart, University of Oregon Head Coach**

"I think that Tom Allen is one of the best Christian men I know. Tom has the rare talents of being strong, passionate and firm while keeping a joyful smile on his face. Tom is a great role model and leader for young men of all ages."

**- Dave Wommack, Former Ole Miss Defensive Coordinator**

"I think that Coach Allen is the best guy to step in at Indiana. He did a phenomenal job taking over, getting everybody juiced up and on the right page. He has the mantra 'LEO', Love Each Other. Everybody is buying into that. I think he is doing a really good job."

**- Dan Feeney, Former IU & Current L.A. Chargers Offensive Lineman**

"Coach Allen is a coach through and through. He cares about his players and has an infectious enthusiasm for Indiana Football. He has demonstrated throughout his career the ability to get the most out of his players and I anticipate he will have Indiana competing at a high level within the B1G and nationally."

**- Joel Klatt, FOX Sports College Football Analyst**

"Coach Allen is a high energy coach that will demand the very best from his players on and off the field. I'm looking forward to watching the Hoosiers move forward under his direction."

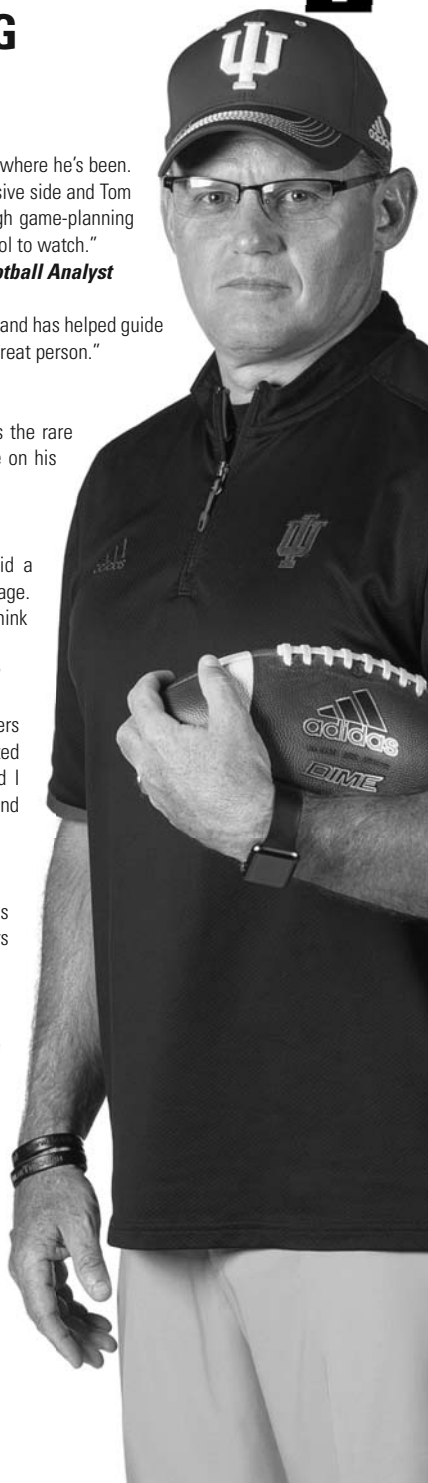
**- Howard Griffith, BTN College Football Analyst**

"Tom Allen is a great coach, who truly knows how to connect with the hearts of his players."

**- Demario Davis, New York Jets Linebacker & Former Allen Player**

"Tom Allen is a very genuine person, and he does a tremendous job of convincing his players that he cares about them. And he truly does. They play hard for him, and play with great emotion and great enthusiasm. Tom has a tremendous attitude and tremendous motivational and teaching skills."

**- Dick Dullaghan, Indiana High School Football Hall of Fame Coach**





# ASSISTANT COACHES



## MIKE DEBORD

**ASSOCIATE HEAD COACH / OFFENSIVE COORDINATOR / TIGHT ENDS**  
FIRST SEASON

### PERSONAL

**BIRTHDATE:** February 7, 1956  
**HOMETOWN:** Muncie, Ind.  
**FAMILY:** Wife - Deb; Sons - Tyler & Kyle  
**HIGH SCHOOL:** Wes-Del  
**COLLEGE:** Manchester College, '78

### PLAYING EXPERIENCE

**MANCHESTER COLLEGE**  
1974-77: Offensive Line

### COACHING EXPERIENCE

**FRANKLIN COLLEGE**

1982-83: Offensive Line

**FORT HAYS STATE**

1984: Offensive Line

1985-86: Offensive Coordinator/QB/WVR

**EASTERN ILLINOIS**

1987-88: Offensive Line

**BALL STATE**

1989: Offensive Line

**COLORADO STATE**

1990-91: Offensive Line

**NORTHWESTERN**

1992: Offensive Line

**MICHIGAN**

1992-96: Offensive Line

1997-99: Offensive Coordinator

**CENTRAL MICHIGAN**

2000-03: Head Coach

**MICHIGAN**

2004-05: Special Teams/Recruiting Coordinator

2006-07: Offensive Coordinator/TE

**SEATTLE SEAHAWKS**

2008: Assistant Offensive Line

2009: Tight Ends

**CHICAGO BEARS**

2010-12: Tight Ends

**MICHIGAN**

2013-15: Sport Administrator

**TENNESSEE**

2015-16: Offensive Coordinator/QB

**INDIANA**

2017-: Associate Head Coach/QC/TE

• Indiana head football coach Tom Allen announced the hiring of Mike DeBord as associate head coach/offensive coordinator/tight ends coach on Jan. 4, 2017.

• Heads to Bloomington after the 2015 and 2016 seasons as offensive coordinator at the University of Tennessee, where the Volunteers averaged 35.8 points per game.

• Owns 35 years of coaching experience, including 16 bowl appearances, with stints as head coach at Central Michigan University (2000-03), offensive coordinator at the University of Michigan (1997-99, 2006-07), and assistant coach with the Chicago Bears (2010-12) and the Seattle Seahawks (2008-09).

• "I was looking for a strong, experienced leader to run our offense," Allen said. "I want him to be able to cast a vision for the direction we want to go in the future, be the head coach of the offense and to run that room. I feel like I am getting that with Mike DeBord. He has coached at the highest levels in the Big Ten and the SEC, as well as being in the NFL."

• A Muncie, Ind., native, DeBord was an honorable mention All-American on the offensive line at Manchester College and a 2005 Indiana Football Hall of Fame inductee.

• His brother, Eric, lettered at IU from 1977-80 at defensive end.

• "As a native Hoosier, I am extremely excited about working for Tom Allen and joining the Indiana University football program during one of its most exciting times," DeBord said. "I've been a fan of Indiana Football for a very long time, dating back to when my brother arrived on campus. I have never stopped following the team and look forward to building on its success."

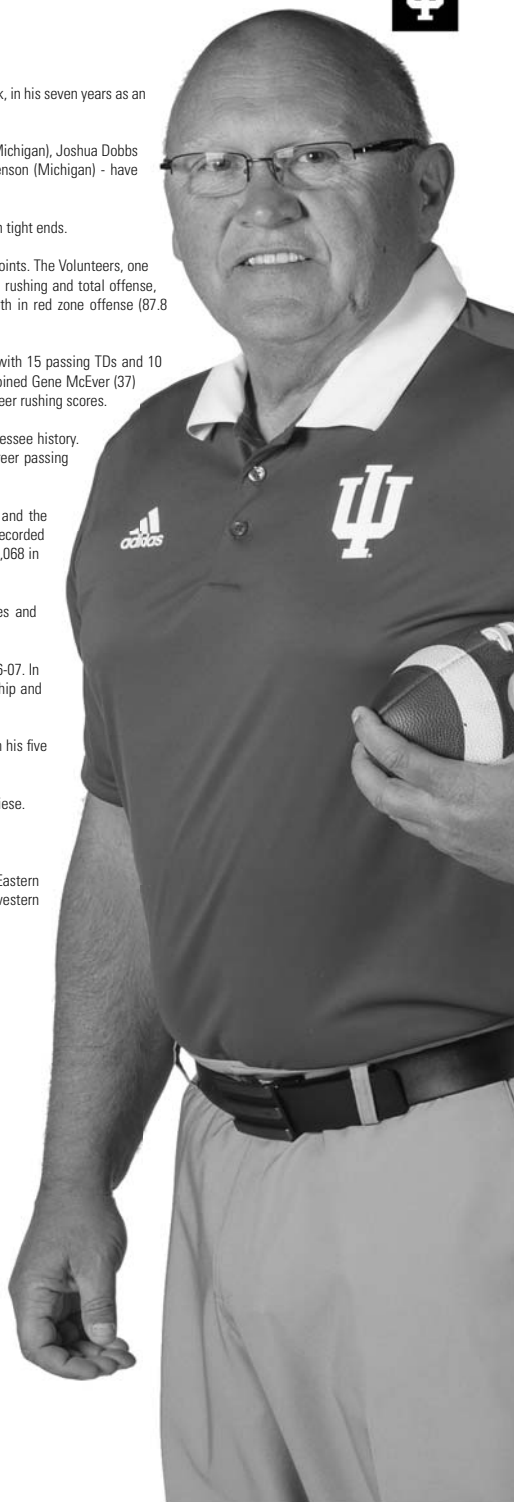
## BOWL EXPERIENCE

## AS A COACH

<b>1989</b>	California Bowl.....	Ball State
<b>1990</b>	Freedom Bowl.....	Colorado State
<b>1993</b>	Rose Bowl.....	Michigan
<b>1994</b>	Hall of Fame Bowl.....	Michigan
<b>1994</b>	Holiday Bowl.....	Michigan
<b>1995</b>	Alamo Bowl.....	Michigan
<b>1997</b>	Outback Bowl.....	Michigan
<b>1998</b>	Rose Bowl.....	Michigan
<b>1999</b>	Citrus Bowl.....	Michigan
<b>2000</b>	Orange Bowl.....	Michigan
<b>2005</b>	Rose Bowl.....	Michigan
<b>2005</b>	Alamo Bowl.....	Michigan
<b>2007</b>	Rose Bowl.....	Michigan
<b>2008</b>	Capital One Bowl.....	Michigan
<b>2016</b>	Outback Bowl.....	Tennessee
<b>2016</b>	Music City Bowl.....	Tennessee

# MIKE DEBORD

- Owns a 70-19 (.787) overall record, including a 43-13 (.768) conference mark, in his seven years as an FBS offensive coordinator.
- All five quarterbacks DeBord has mentored as a coordinator - Tom Brady (Michigan), Joshua Dobbs (Tennessee), Brian Griese (Michigan), Chad Henne (Michigan) and Drew Henson (Michigan) - have reached the NFL.
- Coached 51 overall players who have moved on to the NFL, including seven tight ends.
- UT finished 2016 with a school record 63 total touchdowns and 473 total points. The Volunteers, one of four teams to end the year in the top half of the SEC in scoring, passing, rushing and total offense, ranked 24th nationally (2nd in the SEC) with 36.4 points per game and 35th in red zone offense (87.8 percent).
- An All-SEC quarterback, Dobbs became only the third QB in SEC history with 15 passing TDs and 10 rushing TDs in multiple seasons (Tim Tebow and Dak Prescott). Dobbs (32) joined Gene McEver (37) and James Stewart (35) as the only players in school history with 30-plus career rushing scores.
- Dobbs finished his career with 7,138 passing yards, the fifth-most in Tennessee history. He also became just the fifth player in Vols history to eclipse the 7,000 career passing yardage mark.
- Coached Tennessee running back Jalen Hurd to All-SEC honors in 2015 and the 18th 1,000-yard rushing season in program history (1,288). The Volunteers recorded the second-best rushing season in school history with 2,908 rushing yards (3,068 in 1951).
- With the Seahawks, mentored John Carlson to team records for catches and receiving yardage by a tight end.
- Served as Michigan's offensive coordinator from 1997-99 and again in 2006-07. In his first season as coordinator, the Wolverines won the national championship and DeBord was named Sporting News National Assistant Coach of the Year.
- From 1997-99, U-M won three straight New Year's Day bowl games and in his five seasons as coordinator, Michigan posted a 52-11 mark.
- Tutored Wolverines quarterbacks and Super Bowl champions Brady and Griese.
- U-M played in a bowl game in each of his 12 overall seasons on the staff.
- From 1982-92, coached at Franklin College, Fort Hays State University, Eastern Illinois University, Ball State University, Colorado State University and Northwestern University before joining the Michigan staff.
- Received his master's degree from Ball State in 1981.
- Mike and his wife, Deb, have two sons, Tyler, and Kyle.





# ASSISTANT COACHES



## MARK HAGEN

**ASSISTANT DEFENSIVE COORDINATOR / DEFENSIVE LINE**  
SECOND SEASON

- Former Indiana player and assistant coach Mark Hagen returned to the Hoosiers as assistant defensive coordinator and defensive line coach on Feb. 10, 2016.
- Worked with IU in 2011 and 2012 before he moved on to Texas A&M from 2013-15.
- Defensive tackle Ralph Green III earned 2016 honorable mention All-Big Ten and played in the East-West Shrine Game.
- The Indiana defense limited its opponents to 35.3 fewer rushing yards per game last season.
- Oversaw a young and deep group in 2016, in which five linemen collected at least five tackles for loss and nine registered at least one sack.
- A Carmel, Ind., native, Hagen was a four-year letterwinner (1987, 89-91), two-time second team All-Big Ten selection, three-time Academic All-Big Ten winner, 1992 Big Ten Medal of Honor recipient and a captain at linebacker for the Hoosiers.

### PERSONAL

**BIRTHDATE:** July 28, 1969  
**HOMETOWN:** Carmel, Ind.  
**FAMILY:** Wife - Denise; Daughters - Abby (20), Emma (16), Ellie (13) & Ava (8)  
**HIGH SCHOOL:** Carmel  
**COLLEGE:** Indiana, '91; '95

### PLAYING EXPERIENCE

**INDIANA**  
 1987-91: Linebacker

### COACHING EXPERIENCE

**INDIANA**  
 1992: Graduate Assistant  
 1993-95: Administrative Assistant  
**NORTHERN ILLINOIS**  
 1996-99: Defensive Tackles  
**PURDUE**  
 2000-02: Defensive Tackles  
 2003-04: Special Teams Coordinator/DT  
 2005: Assistant Head Coach/  
 Special Teams Coordinator/DT  
 2006-07: Assistant Head Coach/  
 Special Teams Coordinator/LB  
 2008: Assistant Head Coach/  
 Special Teams Coordinator/DT  
 2009-10: Linebackers  
**INDIANA**  
 2011: Special Teams Coordinator/DT  
 2012: Special Teams Coordinator/  
 Recruiting Coordinator/DT  
**TEXAS A&M**  
 2013-14: Linebackers  
 2015: Defensive Tackles  
**INDIANA**  
 2016-: Assistant Defensive Coordinator/DL

### BOWL EXPERIENCE

### AS A PLAYER

<b>1987</b>	Peach Bowl.....	Indiana
<b>1988</b>	Liberty Bowl.....	Indiana
<b>1990</b>	Peach Bowl.....	Indiana
<b>1991</b>	Copper Bowl.....	Indiana

### BOWL EXPERIENCE

### AS A COACH

<b>1993</b>	Independence Bowl.....	Indiana
<b>2000</b>	Rose Bowl.....	Purdue
<b>2001</b>	Sun Bowl.....	Purdue
<b>2002</b>	Sun Bowl.....	Purdue
<b>2003</b>	Capital One Bowl.....	Purdue
<b>2004</b>	Sun Bowl.....	Purdue
<b>2006</b>	Champs Sports Bowl.....	Purdue
<b>2007</b>	Motor City Bowl.....	Purdue
<b>2013</b>	Chick-fil-A Bowl.....	Texas A&M
<b>2014</b>	Liberty Bowl.....	Texas A&M
<b>2015</b>	Music City Bowl.....	Texas A&M
<b>2016</b>	Foster Farms Bowl.....	Indiana



# MARK HAGEN

- Graduate and administrative assistant at IU from 1992-95. Hagen was a part of five bowl games, including the 1991 Copper Bowl, where he was named the bowl's Most Valuable Defensive Player.
- Owns 25 years of coaching experience, including 21 in the Big Ten and the SEC, and has coached in 12 bowl games.
- Served as the Indiana defensive tackles coach and special teams coordinator in 2011-12, and added recruiting coordinator duties in 2012.
- Coached 20 players who have moved on to the NFL, including Hoosiers defensive linemen Larry Black, Jr., and Adam Replogle, kicker Mitch Ewald, return specialist Shane Wynn and long snapper Matt Dooley.
- In addition to his success on the field, Rivals.com has twice recognized Hagen as one of the top recruiters in the country.
- At A&M, he was the Aggies defensive coordinator in their 2014 AutoZone Liberty Bowl victory over West Virginia. He coached the linebackers in 2013 and 2014, and the defensive tackles in 2015.
- Oversaw the Purdue University linebackers in 2006-07 and 2009-10, after he worked with the defensive tackles from 2000-05 and again in 2008. He served as special teams coordinator from 2003-08 and as assistant head coach under Joe Tiller from 2005-08.
- From 2000-04, the Boilermakers ranked third, third, fourth, third and second in the Big Ten in rushing defense. They were 46th in the nation in 2000, 34th in 2001, 23rd in 2002, 10th in 2003 and 14th in 2004.
- Spent four years at Northern Illinois University from 1996-99. He coached the defensive tackles and also managed camps and clinics.
- As a player, Hagen led the team in tackles three straight years from 1989-91 and was the team's Balfour Award recipient in 1991 for bringing distinction and honor to the university. He is tied for fifth in Hoosiers history with 336 career tackles.
- A member of Carmel High School's 1996 state championship team.
- Graduated from Indiana with a B.S. in marketing in 1991. He earned an M.S. in sport marketing and management from Indiana in 1995.
- Mark and his wife, Denise, have four daughters, Abby (20), Emma (16), Ellie (13) and Ava (8).





# ASSISTANT COACHES



## MIKE HART

**RUNNING BACKS**  
FIRST SEASON

• Indiana head football coach Tom Allen announced the hiring of Mike Hart as running backs coach on March 3, 2017.

• “We are very excited to welcome Mike Hart to our staff,” Allen said. “He was a tremendous player in the Big Ten, played with the Colts and has an impressive reputation in this part of the country. I love the way he’s developed running backs and the level he has recruited as a coach. We are thrilled to have him as a part of our family.”

• The University of Michigan’s all-time rushing leader, Hart spent three years with the Indianapolis Colts before entering the coaching ranks in 2011.

• “I’m excited to be back in the state of Indiana,” Hart said. “I jumped at the opportunity to work with Tom Allen. I believe I will become a better coach and a better man on his staff. Joining Mike DeBord, my offensive coordinator in college, and Nick Sheridan, my former teammate, made this decision a no-brainer.”

• In his six seasons as a coach, Hart has tutored three 1,000-yard rushers, two Mid-American Conference (MAC) Freshman of the Year and the 2014 MAC Offensive Player of the Year, Jarvion Franklin.

### PERSONAL

**BIRTHDATE:** April 9, 1986  
**HOMETOWN:** Syracuse, N.Y.  
**FAMILY:** Wife - Monique  
**HIGH SCHOOL:** Onondaga Central  
**COLLEGE:** Michigan, '09

### PLAYING EXPERIENCE

**MICHIGAN**  
2004-07: Running Back  
**INDIANAPOLIS COLTS**  
2008-10: Running Back

### COACHING EXPERIENCE

**EASTERN MICHIGAN**  
2011: Quality Control  
2012-13: Running Backs  
**WESTERN MICHIGAN**  
2014-15: Running Backs  
**SYRACUSE**  
2016: Running Backs  
**INDIANA**  
2017-: Running Backs

### BOWL EXPERIENCE

### AS A PLAYER

<b>2005</b>	Rose Bowl .....	Michigan
<b>2005</b>	Alamo Bowl .....	Michigan
<b>2007</b>	Rose Bowl .....	Michigan
<b>2008</b>	Capital One Bowl .....	Michigan

### BOWL EXPERIENCE

### AS A COACH

<b>2014</b>	Famous Idaho Potato Bowl .....	Western Michigan
<b>2015</b>	Bahamas Bowl .....	Western Michigan



# MIKE HART

- Prior to Syracuse, Hart led the running backs at Western Michigan University (2014-15) and Eastern Michigan University (2012-13). He broke into coaching as a quality control assistant for offense at EMU in 2011.
- Both of Hart's WMU 1,000-yard rushers collected MAC Freshman of the Year honors. Jamauri Bogan rushed for 1,051 yards and finished second in the conference with 16 rushing touchdowns in 2015.
- Franklin gained 1,551 yards, the second-highest freshman total nationally, and set program single-season records for points (150) and rushing scores (24). In addition to MAC Freshman and Offensive Player of the Year honors, he was named an USA Today Freshman All-American.
- The Broncos earned consecutive bowl bids for the first time in school history. They defeated Middle Tennessee in the 2015 Bahamas Bowl for the program's first bowl win and participated in the 2014 Famous Idaho Potato Bowl.
- Oversaw a 2013 Eastern Michigan rushing attack that racked up 1,896 yards, the 12th-most in team history. Bronson Hill ranked 31st nationally in rushing, eclipsed the 1,000-yard mark and secured third team all-league plaudits. In 2012, EMU ran for 1,960 yards and 13 touchdowns.
- A 2008 sixth round draft choice, Hart carried the ball 71 times for 264 yards in his 21-game NFL career. His best season came in 2010, when he gained 185 yards on 43 carries.
- Hart, a two-time Doak Walker Award finalist, finished fifth in the 2006 Heisman Trophy voting. The four-year starter (2004-07) set school career records for carries (1,015) and rushing yardage (5,040), and is third with 41 touchdowns.
- Ranks fourth in Big Ten history in career attempts and fifth in career rushing yardage.
- Set the U-M freshman rushing record with 1,455 yards on 282 carries and scored nine times. It was the second-highest rookie rushing total in B1G history, and Hart became just the third true freshman to lead the conference in rushing, joining Ron Dayne (Wisconsin, 1996) and Darrel Thompson (Minnesota, 1986).
- Earned his bachelor's degree from Michigan in 2009. He and his wife, Monique, have two children.





# ASSISTANT COACHES



## GRANT HEARD

**PASSING GAME COORDINATOR / WIDE RECEIVERS**  
FIRST SEASON

### PERSONAL

**BIRTHDATE:** March 4, 1978  
**HOMETOWN:** Lake Jackson, Miss.  
**FAMILY:** Wife - Renata; Son - Jayden (7);  
Daughter - Avery (3)  
**HIGH SCHOOL:** Brazoswood  
**COLLEGE:** Ole Miss, '01

### PLAYING EXPERIENCE

**MISSISSIPPI**  
1996-2000: Wide Receiver  
**SAN FRANCISCO 49ERS**  
2001: Wide Receiver  
**PITTSBURGH STEELERS**  
2002: Wide Receiver

### COACHING EXPERIENCE

**JACKSON (MISS.) PREP H.S.**  
2002: QB/WR/Special Teams  
**HARGRAVE MILITARY ACADEMY**  
2003: Wide Receivers  
**N.C. STATE**  
2004: Graduate Assistant  
**MISSISSIPPI**  
2005-06: Graduate Assistant  
**WESTERN MICHIGAN**  
2007: Wide Receivers  
**LAMBUTH**  
2008-09: Offensive Coordinator  
**ARKANSAS STATE**  
2010-11: Passing Game Coordinator/QB  
**MISSISSIPPI**  
2012-16: Wide Receivers  
**INDIANA**  
2017: Passing Game Coordinator/WR

- Grant Heard joined the Hoosiers as passing game coordinator/wide receivers coach on Jan. 4, 2017.
- Completed his fifth season as the wide receivers coach at Ole Miss in 2016 and has worked with Indiana head coach Tom Allen at Ole Miss, Arkansas State and Lambuth.
- "Grant Heard is one of the top wide receiver coaches in the country," Allen said. "He will bring his expertise to the receivers room, a group of very talented players. We are blessed and excited to have him as a part of our family. He will coordinate the passing game and allow us to build off of the strong past that we have created with our ability to throw the football."
- Mentored 2015 Biletnikoff Award finalist Laquon Treadwell, the program's first Biletnikoff finalist. Treadwell caught 82 passes (2nd in the SEC) for an SEC-leading 1,153 yards and 11 touchdowns.
- "I am extremely thrilled and blessed to join the Indiana football program," Heard said. "To be able to come and work for Tom Allen is an honor for me and my family. I've worked with Tom for a number of years, know what he is all about and believe in what he stands for. I'm ready for a new challenge and to bring a different perspective to the staff."
- Treadwell broke 15 school records in 2015 and was selected in the first round of the NFL Draft by the Minnesota Vikings, while fellow Heard standout Cody Core was selected in the sixth round by the Cincinnati Bengals.
- Heard's 2015 receiving corps was one of four in the nation with seven or more players who caught at least 20 balls. Ole Miss broke nearly every offensive school record during the campaign, while it led the conference and ranked in the top 10 nationally in scoring (40.8), total (517.8) and passing offense (334.7).

### BOWL EXPERIENCE

### AS A PLAYER

<b>1997</b>	Motor City Bowl .....	Mississippi
<b>1998</b>	Independence Bowl .....	Mississippi
<b>1999</b>	Independence Bowl.....	Mississippi
<b>2000</b>	Music City Bowl .....	Mississippi

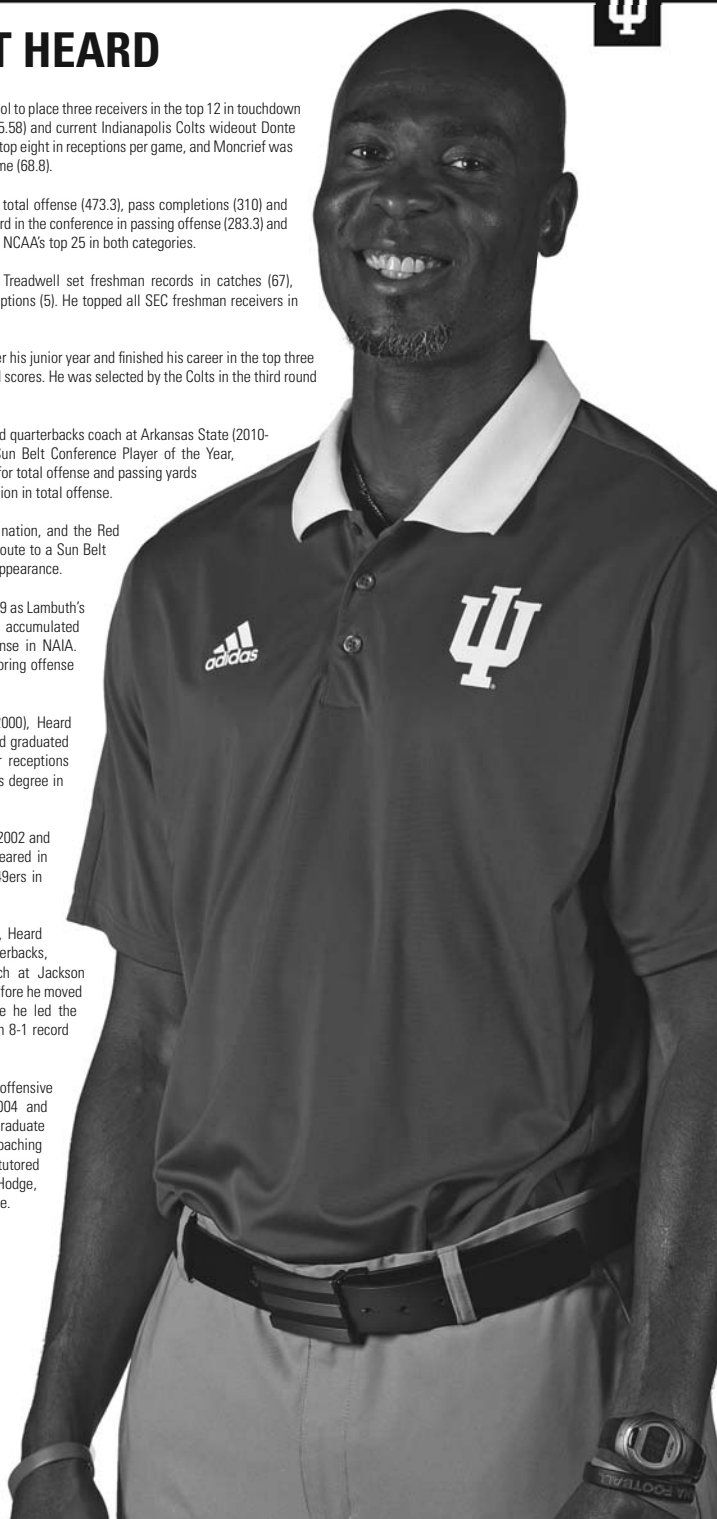
### BOWL EXPERIENCE

### AS A COACH

<b>2012</b>	GoDaddy.com Bowl .....	Arkansas State
<b>2013</b>	BBVA Compass Bowl .....	Mississippi
<b>2013</b>	Music City Bowl .....	Mississippi
<b>2014</b>	Peach Bowl.....	Mississippi
<b>2016</b>	Sugar Bowl.....	Mississippi

# GRANT HEARD

- In 2014, Ole Miss was the only SEC school to place three receivers in the top 12 in touchdown catches. The previous season Treadwell (5.58) and current Indianapolis Colts wideout Donte Moncrief (4.42) ranked inside the league's top eight in receptions per game, and Moncrief was No. 6 in the SEC in receiving yards per game (68.8).
- Ole Miss broke then school records for total offense (473.3), pass completions (310) and pass attempts (490). The Rebels ranked third in the conference in passing offense (283.3) and fifth in total offense, while finishing in the NCAA's top 25 in both categories.
- The 2013 SEC Freshman of the Year, Treadwell set freshman records in catches (67), receiving yards (557) and touchdown receptions (5). He topped all SEC freshman receivers in catches, yards and TDs.
- Moncrief declared for the NFL Draft after his junior year and finished his career in the top three in program history in receptions, yards and scores. He was selected by the Colts in the third round (90th pick).
- Served as passing game coordinator and quarterbacks coach at Arkansas State (2010-11). Quarterback Ryan Apin, the 2011 Sun Belt Conference Player of the Year, established school single-season records for total offense and passing yards per game, and he ranked No. 10 in the nation in total offense.
- His passing attack ranked 16th in the nation, and the Red Wolves finished 24th in total offense en route to a Sun Belt championship and a GoDaddy.com Bowl appearance.
- Prior to ASU, Heard spent 2008 and 2009 as Lambuth's offensive coordinator. The 2008 Eagles accumulated 5,861 yards and became the No. 1 offense in NAIA. Lambuth finished third in the nation in scoring offense and fourth in passing efficiency.
- A wide receiver at Ole Miss (1996-2000), Heard helped the Rebels to four bowl games and graduated as the school's all-time leader in career receptions and touchdowns. He earned his bachelor's degree in 2001.
- Signed with the Pittsburgh Steelers in 2002 and was sent to play in NFL Europe. He appeared in preseason games for the San Francisco 49ers in 2001.
- Upon completion of his playing career, Heard started his coaching career as the quarterbacks, wide receivers and special teams coach at Jackson (Miss.) Preparatory High School in 2002 before he moved on to Hargrave Military Academy, where he led the wide receivers and helped Hargrave to an 8-1 record the following season.
- Joined the collegiate ranks as an offensive graduate assistant at N.C. State in 2004 and returned to Ole Miss as an offensive graduate assistant in 2005-06. He assisted in coaching the receivers and tight ends, and he tutored future NFL players Mike Wallace, Shay Hodge, Marshay Green, Mike Espy and Taysie Biddle.





# ASSISTANT COACHES



**DARREN HILLER**  
RUN GAME COORDINATOR / OFFENSIVE LINE  
FIRST SEASON

### PERSONAL

**BIRTHDATE:** February 8, 1972  
**HOMETOWN:** Fremont, Calif.  
**FAMILY:** Wife - Tracie; Daughters - Hailey (11) & Aubrey (8); Son - Colton (6)  
**HIGH SCHOOL:** Washington  
**COLLEGE:** West Texas A&M, '96

### PLAYING EXPERIENCE

**CHABOT (CALIF.) JUNIOR COLLEGE**  
1990-91: Offensive Line  
**WEST TEXAS A&M**  
1992-93: Offensive Line

### COACHING EXPERIENCE

**WEST TEXAS A&M**  
1994: Student Assistant  
1995: Graduate Assistant  
1996-98: Offensive Line  
**ARKANSAS-MONTICELLO**  
1999-2000: Offensive Line  
**NORTHWESTERN STATE**  
2001: Offensive Line  
**ARKANSAS STATE**  
2002-11: Offensive Line  
**NEVADA**  
2012: Offensive Line  
**CINCINNATI**  
2013-15: Offensive Line  
**SOUTH FLORIDA**  
2016: Co-Offensive Coordinator/  
Run Game Coordinator/Offensive Line  
**INDIANA**  
2017-: Run Game Coordinator/OL

• Indiana head football coach Tom Allen announced the addition of Darren Hiller to the Hoosiers staff on Feb. 10, 2017. Hiller will serve as run game coordinator and offensive line coach.

• "I have known Darren Hiller for a number of years and have always been so impressed with him, both as a person and as a coach," Allen said. "He is a tremendous teacher in the area of the offensive line. Darren does a great job mentoring young men and finding ways to motivate them to play at their highest level. He has been a part of a tremendous offensive attack at South Florida and I think that will continue with us here at Indiana."

• A 23-year coaching veteran, Hiller spent 2016 as co-offensive coordinator, run game coordinator and offensive line coach at the University of South Florida.

• Coached 20 players who went on to the NFL, including tackle Kofi Amichia, a sixth round selection by the Green Bay Packers in the 2017 NFL Draft.

• The USF offense ranked fourth nationally in scoring (43.8), fifth in rushing (285.3) and 11th in total offense (511.5). His line led the American Athletic Conference and ranked 14th nationally, allowing just 15 sacks in 13 games.

• "I'm very excited to have the opportunity to work with Tom Allen," Hiller said. "He's a friend of mine and he's going to be wonderful to work for. I know Indiana's offense has been really good these last few years. Being up in Cincinnati, I had an eye on what was happening over in Bloomington. I look forward to helping build on the success they've had and getting to work with Mike DeBord."

• South Florida quarterback Quinton Flowers rushed for 100-plus yards in six games and running back Marlon Mack rushed for 100-plus yards five times.

### BOWL EXPERIENCE

### AS A COACH

<b>2012</b>	GoDaddy.com Bowl.....	Arkansas State
<b>2012</b>	New Mexico Bowl.....	Nevada
<b>2013</b>	Belk Bowl.....	Cincinnati
<b>2014</b>	Military Bowl.....	Cincinnati
<b>2015</b>	Hawaii Bowl.....	Cincinnati
<b>2016</b>	Birmingham Bowl.....	South Florida



# DARREN HILLER

- The Bulls scored 30-plus points in all 13 games and established program records for points (569), touchdowns (77), total yards (6,650), rushing yards (3,714) and rushing TDs (47).
- From 2013-15, Hiller coached the offensive line at the University of Cincinnati. Behind the top three offensive campaigns in school history, the Bearcats won the 2014 American championship and appeared in three bowl games.
- UC produced over 5,900 total yards, 3,900 passing yards and 2,000 rushing yards each season during Hiller's tenure.
- Cincinnati set 18 program offensive records in 2015, including total offense (6,690), passing yardage (4,679) and first downs (370). The Bearcats ranked sixth nationally in total offense and averaged 33.8 points per game.
- Hiller's 2014 offensive line ranked third nationally with just 3.4 tackles for loss allowed per game.
- With the University of Nevada in 2012, the Wolfpack's rushing attack finished seventh in the country.
- Mentored 16 All-Sun Belt Conference players, five NFL draft selections and five NFL free agents in his decade at Arkansas State University (2002-11). The Red Wolves earned a pair of conference championships, including a 10-2 record and a GoDaddy.com Bowl appearance in 2011. Allen was an assistant head coach on the 2011 ASU staff.
- Prior to Arkansas State, Hiller spent 2001 at Northwestern State University. He tutored two All-Southland Conference players and helped the team advance to the I-AA playoffs.
- Spent 1999-2000 at the University of Arkansas at Monticello. The team finished in the top five of Division II in total and scoring offense and broke 30 program offensive records. Four players earned All-Gulf South Conference recognition.
- A two-year starter at offensive guard and team captain at West Texas A&M (previously West Texas State), Hiller began his coaching career at the school from 1994-98. He assisted the program to the No. 1 ranked offense nationally and guided nine All-Lone Star Conference players.
- Darren and his wife, Tracie, have two daughters, Hailey (11) and Aubrey (8), and one son, Colton (6).





# ASSISTANT COACHES



## WILLIAM INGE

**LINEBACKERS**  
FIFTH SEASON

### PERSONAL

**DATE OF BIRTH:** December 17, 1973  
**HOMETOWN:** St. Louis, Mo.  
**FAMILY:** Wife - Rae Ann, Daughters - Keara (9) & Raya (7); Son - Isaiah (11)  
**HIGH SCHOOL:** Kirkwood  
**COLLEGE:** Iowa, '96; '99

### PLAYING EXPERIENCE

**IOWA**  
1993-96: Outside Linebacker

### COACHING EXPERIENCE

**IOWA**  
1998-2000: Graduate Assistant/  
Recruiting Coordinator  
**NORTHERN IOWA**  
2001-02: Linebackers  
2003: Defensive Line  
2004: Co-Defensive Coordinator/Special Teams  
**COLORADO**  
2005: Defensive Line  
**SAN DIEGO STATE**  
2006-07: Linebackers  
**CINCINNATI**  
2008-09: Linebackers  
**BUFFALO**  
2010-11: Defensive Coordinator/LB  
**BUFFALO BILLS**  
2012: Assistant Defensive Line  
**INDIANA**  
2013-15: Co-Defensive Coordinator/LB  
2016: LB/  
Special Teams Coordinator - Cover Units  
2017: Linebackers

- William Inge is in his fifth season as Indiana's linebackers coach.
- Named one of the Big Ten's top 10 recruiters by Rivals.com in 2014.
- Tegray Scales earned 2016 SI.com second team All-America honors, the first IU linebacker recognized on an All-America team since 1987.
- Scales led the country with 23.5 tackles for loss and 93 solo stops. His 126 tackles topped the Big Ten and ranked 10th nationally.
- Two-time honorable mention All-Big Ten, team captain and Hoosiers Defensive Teammate of the Year Marcus Oliver closed out his career as the program's all-time leader with 12 forced fumbles.
- Oliver led the conference and shared fourth nationally with five forced fumbles to go along with 96 stops, 65 solos (3rd in the B1G), four sacks and 15.5 TFLs (T-3rd in the B1G) one season ago.
- In 2015, he became the first Indiana player since 2009 to record 100 tackles. Oliver ranked seventh in the Big Ten with 112 stops and fifth with 65 solos. He led the team with four forced fumbles, which ranked fourth in the league and tied for ninth nationally.
- Four linebackers have picked up Big Ten All-Freshman honors during Inge's tenure, including Scales, who secured a spot on the 2014 247Sports.com True Freshman All-American team.
- Clyde Newton, Oliver and T.J. Simmons collected 2013 Big Ten All-Freshman team honors. Simmons tied an Indiana freshman record with 12 starts at middle linebacker en route to CollegeFootballNews.com Freshman All-America honorable mention recognition.

### BOWL EXPERIENCE

### AS A PLAYER

<b>1993</b>	Alamo Bowl.....	Iowa
<b>1995</b>	Sun Bowl.....	Iowa
<b>1996</b>	Alamo Bowl.....	Iowa

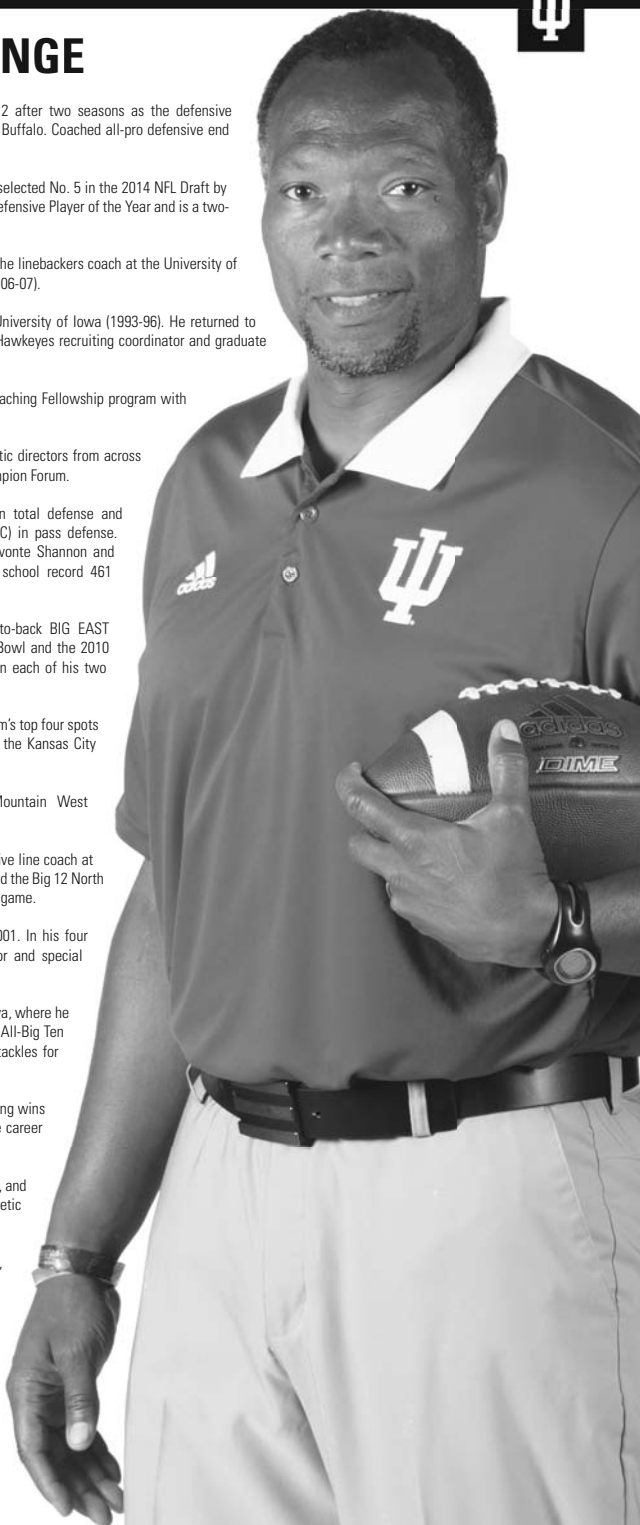
### BOWL EXPERIENCE

### AS A COACH

<b>2005</b>	Champs Sports Bowl.....	Colorado
<b>2009</b>	Orange Bowl.....	Cincinnati
<b>2010</b>	Sugar Bowl.....	Cincinnati
<b>2015</b>	New Era Pinstripe Bowl.....	Indiana
<b>2016</b>	Foster Farms Bowl.....	Indiana

# WILLIAM INGE

- Buffalo Bills assistant defensive line coach in 2012 after two seasons as the defensive coordinator and linebackers coach at the University at Buffalo. Coached all-pro defensive end Mario Williams and defensive tackle Kyle Williams.
- Mentored Buffalo linebacker Khalil Mack, who was selected No. 5 in the 2014 NFL Draft by the Oakland Raiders. Mack was named the 2016 NFL Defensive Player of the Year and is a two-time first team All-Pro and Pro Bowl selection.
- Has 16 years of coaching experience with stints as the linebackers coach at the University of Cincinnati (2008-09) and San Diego State University (2006-07).
- A St. Louis native, Inge lettered four years at the University of Iowa (1993-96). He returned to his alma mater in 1998 and spent three years as the Hawkeyes recruiting coordinator and graduate assistant.
- Participated in the 2011 Bill Walsh NFL Minority Coaching Fellowship program with the Bills and worked a part of the team's training camp.
- One of seven Division I assistant coaches and athletic directors from across the nation invited to take part in the NCAA's 2011 Champion Forum.
- Buffalo's 2010 defense finished 32nd nationally in total defense and ranked second in the Mid-American Conference (MAC) in pass defense. He mentored first team All-MAC defensive backs Davonte Shannon and Domic Cook. Shannon finished his career with a school record 461 tackles.
- At Cincinnati, Inge helped the Bearcats to back-to-back BIG EAST championships and appearances in the 2009 Orange Bowl and the 2010 Sugar Bowl. His linebackers led the team in tackles in each of his two years.
- In 2008, his starting linebackers held three of the team's top four spots in tackles. Corey Smith signed a free agent deal with the Kansas City Chiefs following the campaign.
- Coached leading tackler Russell Allen to All-Mountain West Conference honors with San Diego State.
- Prior to his stint with the Aztecs, he was the defensive line coach at the University of Colorado in 2005. The Buffaloes claimed the Big 12 North Division title and advanced to the Big 12 championship game.
- Began his career at Northern Iowa University in 2001. In his four seasons, he was elevated to co-defensive coordinator and special teams coordinator.
- Served as a team co-captain his senior season at Iowa, where he collected honorable mention All-Big Ten and Academic All-Big Ten accolades. Inge posted 173 tackles, 24 sacks and 37 tackles for loss.
- Iowa went 17-7 in his junior and senior years, including wins in the Sun and Alamo Bowls. He capped his collegiate career by playing in the 1997 Hula Bowl.
- Earned his bachelor's degree in sports, health, leisure, and physical studies (1996), and his master's degree in athletic administration (1999).
- William and his wife, Rae Ann, have two daughters.





# ASSISTANT COACHES



## NOAH JOSEPH

**SAFETIES**  
FOURTH SEASON

- Noah Joseph is in his fourth season at Indiana and he oversees the safeties.
- Marcelino Ball (75), Jonathan Crawford (71) and Tony Fields (70) finished third, fourth and fifth, respectively, on the team in tackles and combined for 13 takeaways (7 interceptions, 5 fumble recoveries and 1 one forced fumble) in 2016.
- A year after Crawford collected 2015 Campus Insiders Freshman All-America honors, Ball was named a 247Sports True Freshman All-American.
- Both players captured Big Ten All-Freshman team honors from ESPN.com and BTN.com, which lifted Joseph's three-year All-Freshman Big Ten total to three.
- Crawford topped the Hoosiers with seven takeaways (4 FRs and 3 INTs) and led the league and shared second nationally in fumble recoveries.
- Ball led all Big Ten freshmen in tackles and finished sixth overall, first among B1G true freshmen and third among true freshmen nationally with 60 solo stops.
- In 2015, Crawford paced the team with four interceptions, the third-most for a true freshman in program history. He shared third in the conference and 35th nationally with the four picks and ranked first among all conference freshmen and tied for fourth among all freshmen nationally.
- The Largo, Fla., native led league true freshmen with 76 overall tackles (2nd among all freshmen) and 48 solo stops (1st among all freshmen).
- In his first campaign, Joseph's safeties accounted for seven of IU's 13 interceptions.
- Chase Dutra collected honorable mention All-Big Ten Freshman honors. He shared the top spot on the team with three INTs (T-9th in the Big Ten).
- Mark Murphy earned his second straight Academic All-America honor, was a National Football Foundation National Scholar-Athlete and a finalist for the William V. Campbell Trophy.

### PERSONAL

**BIRTHDATE:** August 4, 1977  
**HOMETOWN:** Zanesville, Ohio  
**FAMILY:** Wife - Lyla;  
 Daughters - Lily (10) & Chloe (8)  
**HIGH SCHOOL:** Zanesville  
**COLLEGE:** Drake, '99; Iowa State, '03

### PLAYING EXPERIENCE

**DRAKE**  
 1995-98: Defensive Back

### COACHING EXPERIENCE

**DRAKE**  
 2000: Graduate Assistant  
**EASTERN KENTUCKY**  
 2001: Graduate Assistant  
**IOWA STATE**  
 2002: Graduate Assistant  
**EASTERN ILLINOIS**  
 2003-06: Secondary  
**MONTANA STATE**  
 2007-10: Secondary/Recruiting Coordinator  
 2011: Co-Defensive Coordinator/  
 Recruiting Coordinator  
**NORTH TEXAS**  
 2012-13: S/Recruiting Coordinator  
**INDIANA**  
 2014, '16: S/Defensive Recruiting Coordinator  
 2015: Secondary/  
 Defensive Recruiting Coordinator  
 2017-: Safeties

### BOWL EXPERIENCE

### AS A COACH

<b>2002</b>	Humanitarian Bowl .....	Iowa State
<b>2014</b>	Heart of Dallas Bowl .....	North Texas
<b>2015</b>	New Era Pinstripe Bowl .....	Indiana
<b>2016</b>	Foster Farms Bowl .....	Indiana





# NOAH JOSEPH

- Safeties coach and recruiting coordinator in 2012 and 2013 at the University of North Texas.
- North Texas went 9-4 in 2013 with a victory in the Heart of Dallas Bowl. The Mean Green's nine wins tied for the second-most in program history.
- Coached 2013 All-Conference USA selections Marcus Trice and Lairamie Lee. The safeties had a hand in 15 takeaways, including eight interceptions, four forced fumbles and three fumble recoveries.
- Trice, a first team honoree who signed an undrafted free agent contract with the Chicago Bears, led UNT with five INTs (1-18th nationally), nine pass breakups and three blocked kicks (1-2nd nationally).
- He also finished second on the team with 90 tackles, 4.5 tackles for loss, two forced fumbles and one fumble recovery.
- Lee picked off three passes, returned one for a touchdown, forced two fumbles and made two recoveries, and posted 74 stops with four TFLs.
- The Mean Green finished fourth nationally in takeaways (34), eighth in scoring defense (17.8), 15th in rush defense (120.5) and 17th in total defense (348.3).
- In 2012, Lee (72) and Trice (63) finished as the Mean Green's fourth and fifth leading tacklers. Trice paced the team with two forced fumbles and two fumble recoveries in addition to a pair of interceptions.
- Prior to his stint with North Texas, Joseph served as the co-defensive coordinator (2011), secondary coach and recruiting coordinator at Montana State University.
- In 2011, the Bobcats secondary was first in the Big Sky Conference in pass efficiency defense (18th nationally) and pass defense (2nd nationally).
- Montana State finished 27th in the country in total defense and recorded 44 sacks, which led the league and ranked seventh in the nation.
- Helped transition all-conference safety Kevin Retoriano to cornerback during fall camp in 2009, then guided him to a second straight all-conference season. He also assisted Arnold Briggs make a similar move and earn a spot on the All-Big Sky second team.
- In each of his five seasons at Montana State, Joseph mentored a first or second team all-league defensive back.
- Coached at Eastern Illinois University from 2003-06 and produced one of the top pass efficiency defenses in the nation in 2005. He also worked as a graduate assistant at Drake University (2000), Eastern Kentucky University (2001) and Iowa State University (2002).
- A former player at Drake, Joseph earned Academic All-Pioneer Football League honors and was captain of the 1998 team. Joseph holds the school record for the longest interception return (100 yards) at Wayne (Neb.) State in 1997.
- Joseph received his degree from Drake in 1999 and a master's degree from Iowa State in 2003.
- Noah and his wife, Lyla, have two girls, Lily (10) and Chloe (8).





# ASSISTANT COACHES



## BRANDON SHELBY

**CORNERBACKS**  
SEVENTH SEASON

### PERSONAL

**BIRTHDATE:** March 24, 1981  
**HOMETOWN:** Kansas City, Mo.  
**FAMILY:** Wife - Jennifer  
Son - Kaysen (newborn)  
**HIGH SCHOOL:** Rockhurst  
**COLLEGE:** Oklahoma, '04; '05

### PLAYING EXPERIENCE

**OKLAHOMA**  
2001-04: Defensive Back

### COACHING EXPERIENCE

**OKLAHOMA**  
2006: Defensive Assistant  
**ARIZONA**  
2007: Graduate Assistant  
**SAN DIEGO**  
2008: Defensive Backs  
**PORTLAND STATE**  
2009: Secondary  
**LOUISIANA-MONROE**  
2010: Cornerbacks  
**INDIANA**  
2015: Secondary  
2011-14, 16-: Cornerbacks

- Cornerbacks coach Brandon Shelby is entering his seventh season at Indiana.
- Completed a Bill Walsh NFL Minority Coaching Fellowship with the Houston Texans in June 2017.
- Rashard Fant is the NCAA active career leader and IU's all-time leader with 48 passes defended and 44 pass breakups in 38 career games.
- In 2016, Fant collected second team All-Big Ten honors after he led the Big Ten in pass breakups (17, T-2nd nationally) and passes defended (20, 3rd nationally) for the second straight season.
- Three times under Shelby a Hoosier has paced the B1G in both categories. Tim Bennett topped the nation with 20 PBUs and 21 passes defended en route to 2013 honorable mention all-conference recognition, and Fant added 22 and 23, respectively, in 2015.
- Playing alongside Fant last year, true freshman A-Shon Riggins claimed honorable mention BTN.com All-Freshman accolades. Riggins shared sixth in league games only with 10 passes defended.
- The 2016 Hoosiers ranked first nationally allowing 94.1 fewer passing yards per game.
- Cornerbacks combined for 143 tackles, 118 solo, 7.5 tackles for loss, 20 pass breakups, one interception, one forced fumble and one fumble recovery in 2014.
- Bennett moved from safety during the 2013 offseason and also shared the top spot among conference defensive backs with 61 solo tackles.
- In 2014, he led Indiana with 52 solo stops and nine pass breakups (T-6th in the Big Ten). Bennett closed out his career with 32 PBUs.

### BOWL EXPERIENCE

### AS A PLAYER

<b>2002</b>	Cotton Bowl.....	Oklahoma
<b>2003</b>	Rose Bowl.....	Oklahoma
<b>2004</b>	Sugar Bowl.....	Oklahoma
<b>2005</b>	Orange Bowl.....	Oklahoma

### BOWL EXPERIENCE

### AS A COACH

<b>2007</b>	Fiesta Bowl.....	Oklahoma
<b>2015</b>	New Era Pinstripe Bowl.....	Indiana
<b>2016</b>	Foster Farms Bowl.....	Indiana

# BRANDON SHELBY

- Tutored first-year starter Brian Williams in 2012. Williams made 58 tackles with a half-sack, one INT, one fumble recovery and eight pass breakups, which tied for the team lead.
- Greg Heban started all 12 games in 2011 and led the team with two picks, shared the lead with six PBUs, finished third with 62 stops and added one sack, 1.5 TFLs and one fumble recovery.
- Spent 2010 as cornerbacks coach at the University of Louisiana-Monroe. Robert Nelson, who is currently a member of the Houston Texans, finished with 55 tackles, two interceptions, seven pass breakups, five tackles for loss, one sack and one fumble recovery.
- In 2009, Shelby coached the secondary at Portland State University and managed the defensive backs at the University of San Diego in 2008.
- Mentored cornerback DeShawn Shead at Portland State. Shead is a member of the Seattle Seahawks. He signed as an undrafted free agent in 2012 and was a member of the 2013 Super Bowl champions.
- San Diego posted a 9-2 mark and three of Shelby's players earned all-conference honors.
- Al-Rilwan Adeyemi was named Pioneer League Freshman Defensive Player of the Year after finishing the season with five interceptions, two of which he returned for touchdowns.
- Began his coaching career at his alma mater, the University of Oklahoma, as a defensive assistant in 2006. The Sooners won the Big 12 Championship and went on to play in the Fiesta Bowl that season.
- Shelby spent the 2007 season as a graduate assistant at the University of Arizona before moving on to San Diego.
- Participated in the inaugural Future Coaches Academy in San Antonio in January 2007, a workshop held in conjunction with the NCAA, American Football Coaches Association, the Black Coaches Association and the National Football League.
- Shelby was a standout defensive back at Oklahoma, where he participated in two BCS National Championship games and three straight BCS bowl games.
- As a four-year letterman (2001-04), he earned both All-Big 12 honors and Academic All-Big 12 honors. In 2002, he tied a then Oklahoma record with four sacks for a defensive back.
- Graduated from Oklahoma with a bachelor's degree in business management in 2004 and a master's degree in human relations in 2005.
- Brandon and his wife, Jennifer, have one son, Kaysen (newborn).





# ASSISTANT COACHES



## NICK SHERIDAN

**QUARTERBACKS**  
FIRST SEASON

• Indiana head football coach Tom Allen announced the addition of Nick Sheridan to the Hoosiers staff on Feb. 10, 2017. Sheridan will oversee the quarterbacks.

• "Nick Sheridan is a young offensive mind that I am very impressed with," Allen said. "I love the fact that he is a coach's son. He has been around this game his entire life. We feel like we got a young Shawn Watson in Nick Sheridan."

• Worked as an offensive graduate assistant at the University of Tennessee from 2014-16.

• In his final two seasons in Knoxville, Sheridan worked under current IU offensive coordinator and former Vols offensive coordinator Mike DeBord.

• "I'm appreciative of the chance to work for Tom Allen at IU, a place that is known for excellence in athletics and is an unbelievable institution," Sheridan said. "IU is really focused on the student-athlete, giving them a great experience as a student first and athletically in a great conference against great competition. Getting the chance to work for Mike DeBord again is a great opportunity. When it presented itself, I couldn't get to Bloomington fast enough."

• DeBord also was the offensive coordinator in 2006-07 at the University of Michigan, where Sheridan walked on as a quarterback in 2006.

• Sheridan's father, Bill, is the Detroit Lions linebackers coach. The long-time NFL and collegiate coach worked on the same staff as DeBord in Ann Arbor during the 2004 campaign.

### PERSONAL

**BIRTHDATE:** May 21, 1988  
**HOMETOWN:** Saline, Mich.  
**FAMILY:** Wife - Sarah  
**HIGH SCHOOL:** Saline  
**COLLEGE:** Michigan, '10

### PLAYING EXPERIENCE

**MICHIGAN**  
2006-09: Quarterback

### COACHING EXPERIENCE

**SALINE (MICH.) H.S.**  
2010: Quarterbacks  
**WESTERN KENTUCKY**  
2011: Graduate Assistant  
2012: Passing Game Coordinator/QB  
**SOUTH FLORIDA**  
2013: Passing Game Coordinator/QB  
**TENNESSEE**  
2014-16: Graduate Assistant  
**INDIANA**  
2017: Quarterbacks

### BOWL EXPERIENCE

### AS A PLAYER

**2007** Rose Bowl ..... Michigan  
**2008** Capital One Bowl ..... Michigan

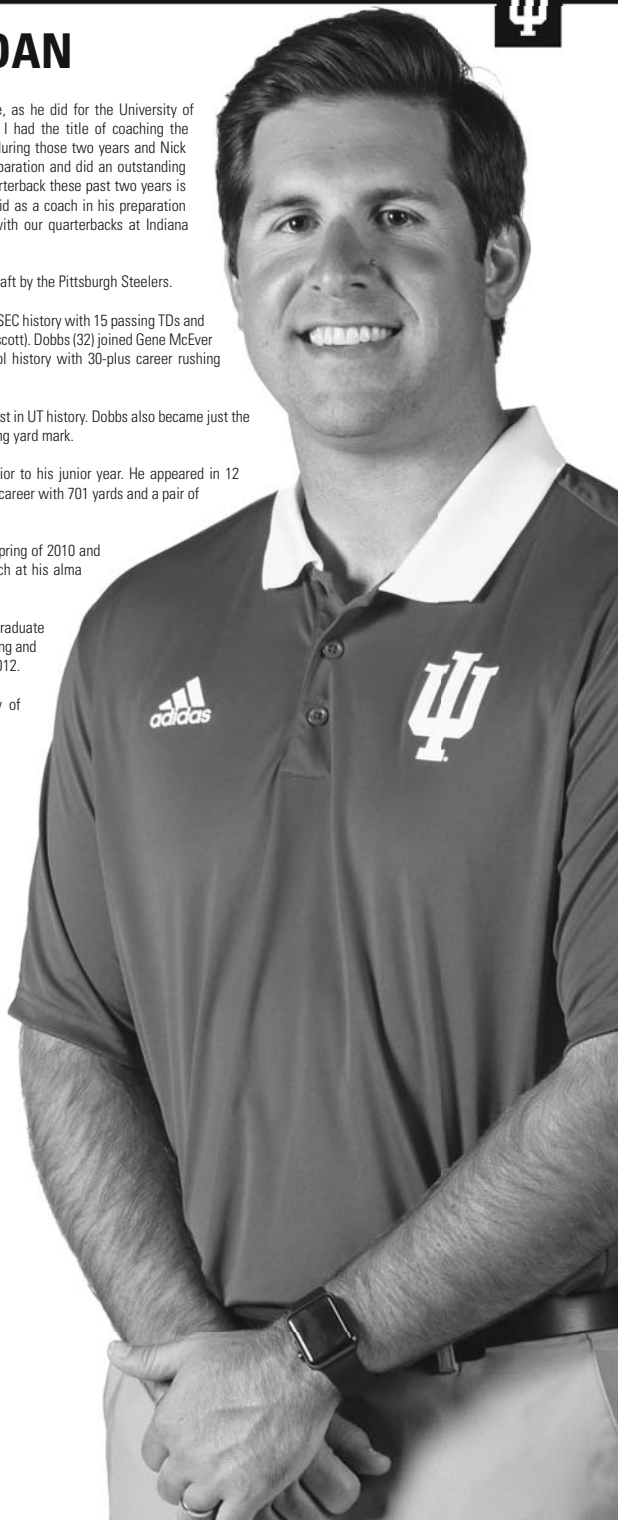
### BOWL EXPERIENCE

### AS A COACH

**2012** Little Caesars Pizza Bowl ..... Western Kentucky  
**2015** TaxSlayer Bowl ..... Tennessee  
**2016** Outback Bowl ..... Tennessee  
**2016** Music City Bowl ..... Tennessee

# NICK SHERIDAN

- "It's exciting to have Nick coach the quarterbacks here, as he did for the University of Tennessee these past two years," DeBord said. "I know I had the title of coaching the quarterbacks, but I was assisting with the offensive line during those two years and Nick had the quarterbacks in meetings, practice and game preparation and did an outstanding job with them. I believe that Josh Dobbs success as a quarterback these past two years is not only the result of what Josh did but also what Nick did as a coach in his preparation and continuing his growth. I know he'll do a great job with our quarterbacks at Indiana University."
- Dobbs was picked in the fourth round of the 2017 NFL Draft by the Pittsburgh Steelers.
- An All-SEC selection, Dobbs became only the third QB in SEC history with 15 passing TDs and 10 rushing TDs in multiple seasons (Tim Tebow and Dak Prescott). Dobbs (32) joined Gene McEver (37) and James Stewart (35) as the only players in school history with 30-plus career rushing scores.
- Finished his career with 7,138 passing yards, the fifth-most in UT history. Dobbs also became just the fifth player in Vols history to eclipse the 7,000 career passing yard mark.
- With the Wolverines, Sheridan earned a scholarship prior to his junior year. He appeared in 12 career games, made four starts in 2008, and closed out his career with 701 yards and a pair of touchdowns.
- Earned his bachelor's degree in political science in the spring of 2010 and began his coaching career in the fall as quarterbacks coach at his alma mater, Saline (Mich.) High School.
- Broke into the collegiate coaching ranks as an offensive graduate assistant at Western Kentucky University the following spring and was elevated to quarterbacks and passing coordinator in 2012.
- Followed head coach Willie Taggart to the University of South Florida in the same capacity for the 2013 season.
- Nick is married to the former Sarah Traver.





# STRENGTH STAFF



## KEITH CATON

**HEAD STRENGTH & CONDITIONING COACH**  
SECOND SEASON

### PERSONAL

**DATE OF BIRTH:** March 13, 1977  
**HOMETOWN:** Mobile, Ala.  
**FAMILY:** Wife - Adriene; Sons - Kade (11) & Kole (6); Daughter - Westlie (9)  
**HIGH SCHOOL:** McGill Toolen  
**COLLEGE:** Southern Mississippi, '99; '01

### PLAYING EXPERIENCE

**SOUTHERN MISSISSIPPI**  
1995-99: Deep Snapper

### COACHING EXPERIENCE

**SOUTHERN MISSISSIPPI**  
1999-2001: Strength & Conditioning GA  
**AUBURN**  
2001-03: Strength & Conditioning GA  
**ELON**  
2003-05: Head Strength & Conditioning Coach  
**WESTERN KENTUCKY**  
2005: Asst. Strength & Conditioning Coach  
**MISSOURI**  
2005-10: Asst. Strength & Conditioning Director  
**WESTERN KENTUCKY**  
2011-12: Associate Director of Strength & Conditioning  
**BAYLOR**  
2012-15: Director of Football for Athletic Performance  
**INDIANA**  
2016: Head Strength & Conditioning Coach

- Keith Caton joined the Indiana football program as head strength and conditioning coach on Jan. 14, 2016. Caton arrived in Bloomington after a four-year stint at Baylor University.
- In his debut season, an IU program record-tying 12 Hoosiers collected All-Big Ten honors and Indiana earned a trip to the Foster Farms Bowl.
- Served as Baylor's director of football for athletic performance. The Bears posted a 40-12 record in his four seasons and capped off their third straight 10-win campaign in 2015.
- Owns 18 years of experience with stops at Western Kentucky University (2011-12, 2004-05), the University of Missouri (2005-10), Elon University (2003-04), Auburn University (2001-03) and the University of Southern Mississippi (1999-2001).
- Honored as a master strength and conditioning coach by the Collegiate Strength and Conditioning Coaches association (CSCCa) in April of 2016. This accolade is the highest given in the strength and conditioning coaching profession.

### BOWL EXPERIENCE

### AS A PLAYER

<b>1997</b>	Liberty Bowl .....	Southern Mississippi
<b>1998</b>	Humanitarian Bowl .....	Southern Mississippi

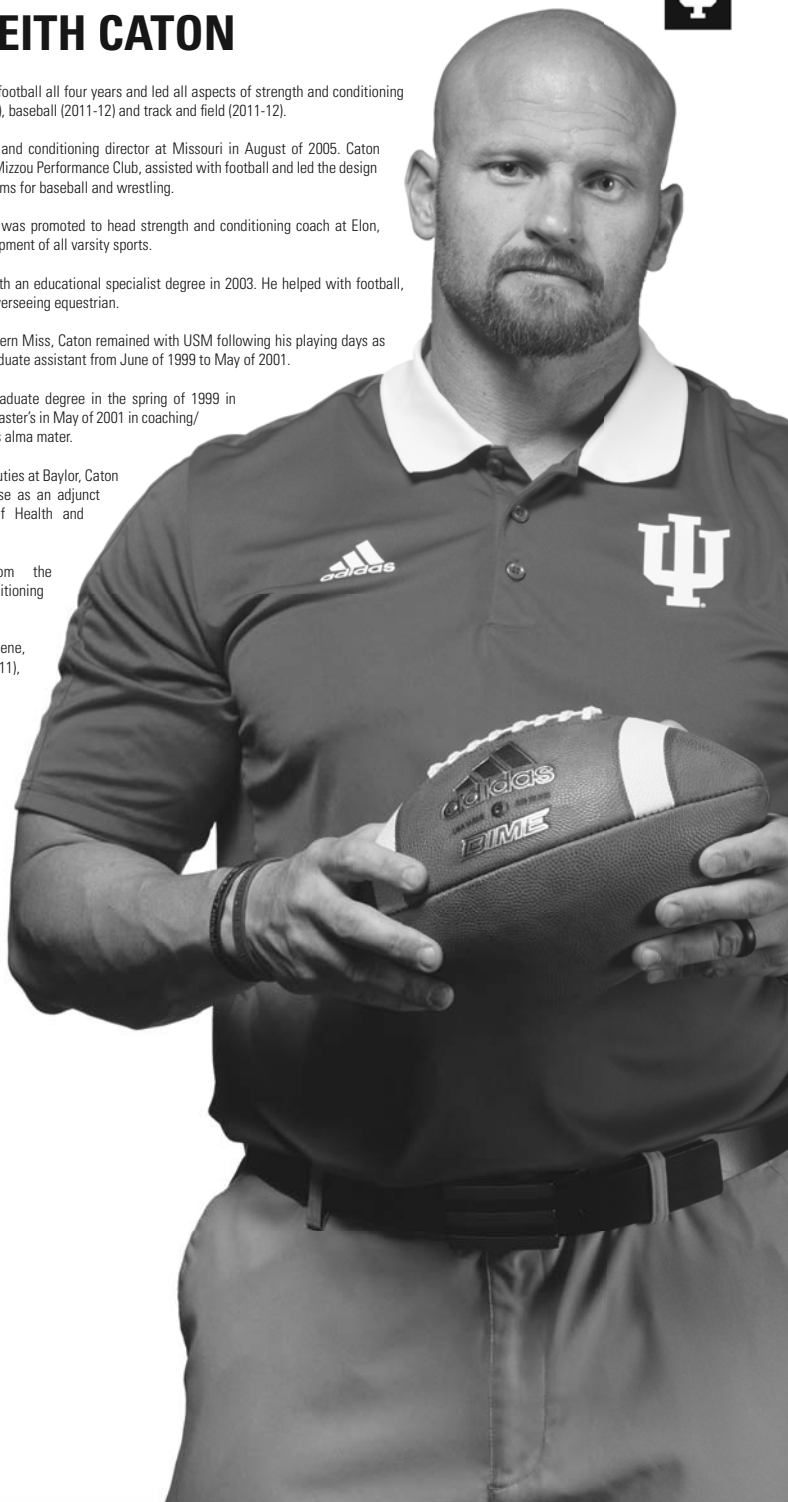
### BOWL EXPERIENCE

### AS A COACH

<b>1999</b>	Liberty Bowl .....	Southern Mississippi
<b>2000</b>	GMAC Bowl.....	Southern Mississippi
<b>2001</b>	Peach Bowl.....	Auburn
<b>2003</b>	Capital One Bowl .....	Auburn
<b>2005</b>	Independence Bowl.....	Missouri
<b>2006</b>	Sun Bowl .....	Missouri
<b>2008</b>	Cotton Bowl.....	Missouri
<b>2008</b>	Alamo Bowl.....	Missouri
<b>2009</b>	Texas Bowl .....	Missouri
<b>2012</b>	Holiday Bowl .....	Baylor
<b>2014</b>	Fiesta Bowl.....	Baylor
<b>2015</b>	Cotton Bowl.....	Baylor
<b>2015</b>	Russell Athletic Bowl.....	Baylor
<b>2016</b>	Foster Farms Bowl.....	Indiana

# KEITH CATON

- At WKU, he assisted with football all four years and led all aspects of strength and conditioning for men's basketball (2004-05), baseball (2011-12) and track and field (2011-12).
- Named assistant strength and conditioning director at Missouri in August of 2005. Caton served as the Director of the Mizzou Performance Club, assisted with football and led the design and implementation of programs for baseball and wrestling.
- In January of 2004, Caton was promoted to head strength and conditioning coach at Elon, where he oversaw the development of all varsity sports.
- Graduated from Auburn with an educational specialist degree in 2003. He helped with football, baseball and softball while overseeing equestrian.
- A four-year player at Southern Miss, Caton remained with USM following his playing days as strength and conditioning graduate assistant from June of 1999 to May of 2001.
- Received both his undergraduate degree in the spring of 1999 in exercise physiology and his master's in May of 2001 in coaching/sports administration from his alma mater.
- In addition to his football duties at Baylor, Caton taught a master's level course as an adjunct professor in the College of Health and Human Sciences.
- Holds certifications from the National Strength and Conditioning Association and the CSCCs.
- Keith and his wife, Adriene, have three children, Kade (11), Weslie (9) and Kole (6).



# STRENGTH STAFF



## MATT CLAPP

Assistant Strength & Conditioning Coach

- Matt Clapp is in his third season as an assistant strength and conditioning coach with the Indiana football program.
- Served as a graduate assistant football strength and conditioning coach at the University of Akron in 2014.
- A strength and conditioning intern coach at the University of Arizona and with the Arizona Rattlers the previous season.
- In 2012, worked at Triple Threat Performance in Scottsdale, Ariz., where he directed plyometric stations and specific football drills.
- Spent time on NFL practice squads in Indianapolis, New Orleans, Tampa Bay and Detroit.
- Starred at the University of Oklahoma (2005-09), where he played fullback.
- Team captain played in the 2009 BCS Championship Game, was a part of four additional bowl teams and a member of three Big 12 championship squads.
- Collected first team All-Big 12 honors in 2008 to go along with academic first team honors that same campaign.
- Earned his bachelor's degree in social science and educational studies from Oklahoma and his master's degree in sports science/coaching principles from Akron.
- Clapp is a certified strength and conditioning specialist through the National Strength and Conditioning Association and USAW1.



## PAUL CONSTANTINE

Assistant Strength & Conditioning Coach

- Paul Constantine is in his second season as a football assistant strength and conditioning coach at Indiana.
- Spent three years at Houston Baptist University, including the 2015 campaign as director of athletic performance.
- Came to HBU from Baylor University, where he was an athletic performance coach and intern strength and conditioning coach.
- Worked with the Bears men's tennis and acrobatics and tumbling teams, and assisted with football and volleyball.
- A strength and conditioning assistant and intern strength and conditioning coach at Campbell University from 2011-12.
- Assisted with the football, men's and women's basketball, volleyball and wrestling programs.
- Graduated from Campbell in 2012 with a bachelor's degree in exercise science.
- Four-year letterwinner as a wide receiver from 2008-11 and a member of the team's Unity Council.
- Earned Pioneer League All-Conference honorable mention and Pioneer League Academic All-Conference honors in 2011.



## RICK DANISON

Director of the Wilkinson Performance Center

- Rick Danison is in his ninth year at Indiana and his fourth as Indiana's director of strength and conditioning of the Wilkinson Performance Center.
- Worked with nearly 100 all-Americans, four national champions, 14 Big Ten champions (1 team), an Olympic gold and bronze medalist, and a Bawerman award winner.
- A former all-conference football player and team captain at Ohio Northern University, where he earned a B.A. in exercise physiology, health and physical education.
- Served as a strength and conditioning assistant with the Cincinnati Bengals from 2008-09.
- In 2009, Danison worked as an NFL Combine performance specialist with Ignition Athletic Performance Group. The program was ranked among the top 10 Combine training programs in the country.
- Completed his graduate work in exercise science and coaching education from Ohio University.
- Rick and his wife, Michelle, reside in Spencer with their daughter, Kynnlee (7) and son, Coy (5).



## JON FLEURY

Assistant Strength & Conditioning Coach

- Jon Fleury is in his second year at Indiana as a football assistant strength and conditioning coach. He also implements the Applied Sports Science operations for the team.
- Came to IU from Baylor University, where he served as an assistant athletic performance coach and worked with football, track and field, baseball and softball.
- Prior to Baylor, Fleury worked in the NFL as a part-time strength & conditioning coach with Jacksonville under Tom Myslinski.
- Earned a bachelor of science in exercise science from the University of North Florida in 2014.
- Interned at Jacksonville University, assisting primarily with football, men's and women's lacrosse, men's and women's basketball, and men's soccer while completing his undergraduate degree.
- Played football at Campbell University before enrolling at UNF.
- Holds a Certified Strength & Conditioning Specialist (CSCS) certification through the NSCA.





# OPERATIONS STAFF



## MIKE DOIG

**DIRECTOR OF FOOTBALL OPERATIONS**  
FIRST SEASON

### PERSONAL

**BIRTHDATE:** September 29, 1971  
**HOMETOWN:** Cross Lanes, W.Va.  
**FAMILY:** Wife - Wendy;  
Daughter - Kaylee (19); Son - Cody (15)  
**HIGH SCHOOL:** Cross Lanes Christian School  
**COLLEGE:** Clearwater Christian College, '93

### WORK EXPERIENCE

**TEMPLE HEIGHTS H.S. (FLA.)**  
1993-95: Assistant Boys Basketball & Football Coach  
**JUPITER CHRISTIAN H.S. (FLA.)**  
1995-97: Athletic Director/  
Head Boys Basketball Coach  
**HIGHVIEW BAPTIST H.S. (KY.)**  
1997-2000: Assistant Athletic Director/  
Head Boys Basketball Coach  
**LIBERTY UNIVERSITY**  
2000-02: Assistant Men's Basketball Coach  
**TUG VALLEY H.S. (W.VA.)**  
2002-03: Associate Boys Basketball Coach  
**SPORTS CITY U BASKETBALL ACADEMY**  
2002-03: Director AAU/Shooting Clinician  
**WHITEFIELD ACADEMY (KY.)**  
2003-08: Athletic Director/  
Head Boys Basketball Coach  
**ST. CATHERINE COLLEGE (KY.)**  
2008-13: Athletic Director  
**GRACE CHRISTIAN ACADEMY (TENN.)**  
2013-17: Athletic Director/  
Head Boys Basketball Coach  
**INDIANA**  
2017-: Director of Football Operations

- Mike Doig is in his first season as Indiana's director of football operations.
- Comes to Bloomington after four seasons as athletic director and head boys basketball coach at Grace Christian Academy in Knoxville, Tenn. The team reached the state semifinals from 2015-17.
- Grace's athletic programs developed into state powers in football (semifinals; 2013-14), women's soccer (quarterfinals; 2016), baseball (finalists, 2014-17; champions, 2016), golf, softball (runner-up, 2014-15), volleyball (tournament; 2013-15), tennis, cross country and track, including a state champion in the discus (2014-15).
- Served as athletic director at St. Catharine College in Springfield, Ky., from 2008-13. Under Doig's leadership, the department doubled its number of programs to 22.
- Generated \$8.2 million in revenue and administered a \$3.2 million athletic budget. Several programs advanced to the NAIA National Tournament, highlighted by baseball and softball winning national championships.
- Athletic director and head men's basketball coach at Whitefield Academy in Louisville from 2003-08. Whitefield finished as a regional runner-up in 2005 and 2007.
- Directed basketball camps in Morocco for coaches and students in 2007 and 2008, and a developmental/evaluation camp in Shanghai through adidas and 2016 Olympian Lui Wei in 2008.
- In 2002-03, he worked as the associate boys basketball coach at Tug Valley (W.Va.) High School. The program captured a regional championship and advanced to the Final Four.
- During the same season, Doig oversaw basketball clinics at Sports City U Basketball Academy in Huntington, W.Va., and ran the Sports City U AAU program, which captured the 13U and 18U West Virginia state AAU championships.
- An assistant men's basketball coach at Liberty University during the 2000-01 and 2001-02 seasons.
- At Highview Baptist High School in Louisville, Doig was the assistant athletic director and head men's basketball coach from 1997-2000.
- Runner-up Region 7 Coach of the Year in 2000 after the team finished second in the state. Highview earned three straight Region 7 championships under his stewardship.
- Head men's basketball coach and athletic director from 1995-97 at Jupiter Christian High School in Palm Beach, Fla. The two-time conference coach of the year led Jupiter to back-to-back conference championships in 1996 and 1997.
- Began his career as an assistant boys basketball and football assistant coach at Temple Heights High School in Tampa from 1993-95.
- Starred on the basketball court and soccer field at Clearwater (Fla.) Christian College, where he earned a bachelor's degree in physical education.

# OPERATIONS STAFF

## MIKE PECHAC

**DIRECTOR OF PLAYER DEVELOPMENT & ACADEMIC ENHANCEMENT**  
FOURTH SEASON



### PERSONAL

**BIRTHDATE:** November 29, 1973  
**HOMETOWN:** Kent, Ohio  
**FAMILY:** Wife - Sharmaine;  
Sons - Trevon, Kameron & Kristian  
**HIGH SCHOOL:** Kent Roosevelt  
**COLLEGE:** Mount Union, '98

### WORK EXPERIENCE

#### MALONE COLLEGE

2002: Defensive Line

#### HIRAM COLLEGE

2003: Defensive Line/Academic Coordinator

#### COLUMBUS BROOKHAVEN HIGH SCHOOL

2004: Tight Ends Coach

#### OHIO STATE

2005-06: Defensive Quality Control

#### OTTERBEIN COLLEGE

2011: Defensive Line

#### BOWLING GREEN STATE

2012-13: Football Academic Coordinator

#### INDIANA

2014-: Football Operations

### BOWL EXPERIENCE

#### OHIO STATE

2006: Fiesta Bowl

#### BOWLING GREEN STATE

2012: Military Bowl

2013: Little Caesars Pizza Bowl

#### INDIANA

2015: New Era Pinstripe Bowl

2016: Foster Farms Bowl

- Mike Pechac is in his fourth season as director of player development and academic enhancement for the IU football program.
- Acts as a liaison between the players and coaching staff while developing complete student-athletes academically and socially.
- Serves as the primary contact between the players and the student welfare and development office and academic services.
- Fifty-five Hoosiers have received Academic All-Big Ten honors from 2014-16, including 2014 Academic All-America honoree Mark Murphy.
- The immediate contact for players families assists freshmen transitioning to the college student-athlete life.
- Helps coordinate community service projects, including Read Across America, the 2nd & 7 Foundation, the Special Olympics, Hoosiers Outrun Cancer, the Boys & Girls Club and Camp Riley.
- Has been a part of five bowl teams - 2006 Fiesta Bowl, 2012 Military Bowl, 2013 Little Caesars Pizza Bowl, 2015 New Era Pinstripe Bowl and 2016 Foster Farms Bowl.
- Worked at Bowling Green State University as the academic coordinator for the Falcons football program in 2012 and 2013. BGSU captured the 2013 Mid-American Conference (MAC) championship. Nine Falcons earned Academic All-MAC honors over his two seasons with the program.
- Defensive quality control coach at Ohio State University during the 2005 and 2006 seasons. Pechac also held college coaching positions at Malone College, Otterbein College and Hiram College.
- A high school coach in Northeast and Central Ohio, Pechac coached the tight ends at Columbus Brookhaven in 2004 when the Bearcats captured their first state title.
- Earned his bachelor's degree in physical education from Mount Union College, where he graduated in 1998 and earned three letters and all-conference honors for the Purple Raiders football program.
- Mount Union won national championships in 1993 and 1996.
- Mike and his wife, Sharmaine, have three sons, Trevon, Kameron and Kristian. Mike is a member of Alpha Phi Alpha Fraternity, Inc., and Sharmaine is a member of Delta Sigma Theta Sorority, Inc.

# MEDICAL STAFF



## ANTHONY THOMPSON

Senior Associate Athletic Director

- Senior associate athletic director for engagement and sports performance Anthony Thompson is in his fourth season as football's sport administrator.
- One of four assistant directors of development, Thompson's efforts are directed toward outreach to current members and cultivating new Varsity Club donors.
- Frequently travels throughout the state and connects with donors via phone and email to answer questions and update individuals on happenings within Indiana Athletics. Thompson also runs the Varsity Club's Courtesy Car program.
- A native of Terre Haute, Ind., Thompson is a former Hoosier (1986-1989) and 2003 inductee into the IU Athletics Hall of Fame.
- During his time on the field, Thompson was Indiana's most valuable player in 1988 and 1989 and the Big Ten MVP during the same years. He was a two-time All-Big Ten selection and a two-time first team All-American.
- Finished eighth in Heisman Trophy balloting in 1988 and second in 1989. Thompson was the Chicago Tribune's Silver Football Big Ten MVP in 1988 and 1989.
- IU's career leader in rushing yards, carries, points and touchdowns. At one time, Thompson held NCAA records for both rushing yards in a game and career touchdowns. He is also the only athlete in Indiana history to have his jersey retired.
- Played four years in the National Football League with the Los Angeles Rams and the Phoenix Cardinals and was inducted into the National College Football Hall of Fame in 2007.
- Spent five years as a Hoosiers football assistant coach prior to joining the Varsity Club in 2002.
- Anthony and his wife, Dr. Lori A. Thompson, are the parents of three children, Anthony II, Ciara, and Jacob. He also has a daughter, Monteka Flowers-Pegues, son-in-law, Nick Pegues, and grandson, Nicholas.



## KYLE BLACKMAN

Head Football Athletic Trainer

- Kyle Blackman is in his second season as Indiana's head football athletic trainer.
- Spent six seasons with the Washington Redskins, five as an assistant and one as an intern athletic trainer.
- Served as a graduate assistant athletic trainer at Troy University from 2008-10.
- Worked as the head athletic trainer for the Arena Football League's Colorado Rush in 2008.
- At 23 years old, he was the youngest head trainer in the AFL.
- Earned his bachelor's degree in athletic training from Franklin (Ind.) College in 2007.
- Received his master of science in sport and fitness management from Troy in 2010.
- Blackman is a certified athletic trainer and a member of the National Athletic Training Association.
- A Crown Point, Ind., native Kyle and his wife, Amanda, have one son, Luke.



## COLLIN FRANCIS

Assistant Football Athletic Trainer

- Collin Francis joined the Hoosiers as an assistant football athletic trainer on Feb. 9, 2015.
- Interim head football athletic trainer in July and August of 2016.
- Arrived in Bloomington after spending two seasons as the head football and bowling athletic trainer at Morgan State University.
- Served as a season-long intern athletic trainer with the Carolina Panthers in 2012.
- Received his master's degree in youth development leadership from Clemson University in 2012.
- Spent 2010-12 as a graduate assistant athletic trainer at Clemson and worked with the football and swimming and diving teams.
- In the summers of 2008 and 2009, was a training camp intern with the San Diego Chargers.
- Earned his bachelor's degree in athletic training from the University of Delaware in 2010.
- While at Delaware, assisted with the football, field hockey, men's lacrosse and men's soccer programs.
- Currently works as an athletic trainer for the USA Swimming National Team and he was on the staff for the 2013 World University Games in Kazan, Russia.



## JON WICKS

Assistant Football Athletic Trainer

- Jon Wicks is in his third year at Indiana and his second as an assistant football athletic trainer.
- In 2015, he was a research assistant/athletic trainer.
- Served as an intern with the Carolina Panthers in 2014.
- A graduate assistant from 2012-14 for the University of Missouri football team.
- Worked as a student intern with the Indianapolis Colts during the summers of 2010 and 2011.
- From 2008-12, a student athletic trainer at Ball State University.
- Assisted with football, men's volleyball, women's basketball and high school athletics.
- Received his master's degree in health promotion and education from Missouri in May 2014.
- Earned his bachelor's degree in athletic training at Ball State in May 2012.

# MEDICAL STAFF



**CHELSEA BEST**  
Assistant Football Athletic Trainer

- Chelsea Best is in her second season at Indiana as an assistant football athletic trainer.
- Served as the football and rowing graduate assistant athletic trainer at the University of Delaware in 2014 and 2015.
- Worked with action sports the past three years and covered events including the Vans US Open of Surfing.
- Has additional certifications in functional movement screening and dry needling.
- Completed OTA mini camps with the Carolina Panthers during the summer of 2015.
- Interned two summers with the University of North Carolina football program.
- Earned a master's degree in exercise science from Delaware in May 2016.
- A native of Pittstown, N.J., Best received her bachelor's degree in athletic training from East Carolina University in 2014.



**ANDY HIPSKIND**  
Senior Assistant Athletic Director

- Andy Hipskind is in his 15th year as team physician for the Indiana football program. He was named senior assistant athletic director for sports medicine and sports performance and chief medical officer on May 12, 2014.
- A 1995 graduate of Indiana University with a bachelor's degree in biology and a member of the men's track and field team, Hipskind graduated from the Indiana University School of Medicine in 1999.
- Completed a family practice residency at Memorial Hospital in South Bend, Ind., and a sports medicine fellowship in Philadelphia following graduation.
- Hipskind, a native of Bloomington, Ind., attended Bloomington North High School.
- Andy and his wife, Angie, reside in Bloomington with their daughter, Charize (11) and son, Drew (9).



**PETER MAIERS**  
Orthopedic Surgeon

- Peter Maiers is in his fifth season with the Indiana football program.
- Concluded his residency in orthopedic surgery at Indiana University.
- Additionally serves as the team physician for Hamilton Southeastern High School.
- Actively performs research on the arthroscopic treatment of hip impingement and arthroscopic ACL reconstruction.
- Lectures nationally, teaching other orthopedic surgeons to perform some of the techniques he employs.
- Peter and his wife, Jackie, reside in Carmel with their three sons, Jack, Parker and Harrison.



**TERRY HORNER**  
Neurosurgeon

- Terry Horner is a neurosurgeon for the Indiana football program.
- Serves as a neurosurgical consultant to the Indianapolis Colts.
- Received his graduate degree from the Indiana University School of Medicine.
- Completed a straight surgical internship at IU Hospitals.
- After a tour of duty with the U.S. Army serving in Vietnam, he returned to complete his residency in neurosurgery.
- Instrumental in organizing the vascular neurosurgical division of the then Indianapolis Neurosurgical Group, which was nationally recognized for its state-of-the-art expertise.
- Terry and his wife, Jane, have two sons, one daughter and four grandchildren.

# SUPPORT STAFF



**BILLY COSH**  
Graduate Assistant - Offense

- Billy Cosh is in his second season at Indiana as an offensive graduate assistant.
- Spent the 2015 campaign as quarterbacks coach at Concord University.
- Quarterback at the University of Houston (2013-14), Butler Community College (2012) and Kansas State University (2011).
- Led Butler to the NJCCA National Championship as he threw for 2,856 yards and 25 touchdowns.
- The Annapolis, Md., native broke the state record for single-season passing yardage (3,913), passing touchdowns (56) and completions (292) at Arundel High School.
- Maryland's high school career record holder with 112 passing TDs.
- The son of Delaware defensive coordinator Chris Cosh, who has also coached at Richmond, Buffalo, Illinois, Kansas State, Maryland, Michigan State, North Texas, South Carolina and South Florida.
- Graduated from Houston with a degree in sociology.
- Billy and his fiancée, Kelsey, reside in Bloomington.



**PAT KUNTZ**  
Graduate Assistant - Defense

- Pat Kuntz is in his second season at Indiana as a defensive graduate assistant.
- Worked 2014-15 as defensive coordinator and 2010-15 as defensive line coach at Roncalli High School in Indianapolis, where he graduated in 2005 and was a defensive starter on three straight state championship teams.
- A four-year letterwinner (2005-08) and three-year starting nose guard at the University of Notre Dame.
- Named Lineman of the Year in 2007 and 2008, and led the nation in passes broken up by a defensive lineman in 2007.
- Graduated from Notre Dame with a degree in sociology.
- Signed with the Indianapolis Colts as an undrafted free agent in 2009.



**JOHN MOROOKIAN**  
Graduate Assistant - Offense

- John Morookian is in his first season at Indiana as an offensive graduate assistant.
- Offensive line coach at Tiffin University the previous two campaigns.
- Came to Tiffin from the University of Toledo, where he was a graduate assistant in 2014.
- Served as tight ends coach at the University of Findlay in 2012-13.
- Four-year starter at Toledo (2008-11), where he started 48 consecutive games.
- Played in a pair of bowl games, including a win in the 2011 Military Bowl.
- A native of Providence, R.I., Morookian attended LaSalle Academy and Milford Academy prior to Toledo.



**JIM NELSON**  
Graduate Assistant - Defense

- Jim Nelson is in his first season at Indiana as a defensive graduate assistant.
- Spent the 2016 season as a defensive graduate assistant at North Carolina State University after one year in the same capacity at the University of South Florida under Tom Allen, who served as the Bulls defensive coordinator.
- Worked as a defensive graduate assistant at the University of Central Missouri in 2013 and 2014.
- Coached the defensive line at N.C. State, the safeties at USF and the linebackers at Central Missouri.
- A special teams intern at Montana State University in 2012.
- Four-year letterwinner at Drake University, where he was named the 2011 Drake Football Community Service Captain.
- Graduated from Drake with a bachelor of science in business and public administration.
- Earned his master of science in kinesiology from Central Missouri and master of arts in physical education from South Florida.

# SUPPORT STAFF



## JEFF MCINERNEY

Quality Control - Special Teams

- Jeff McInerney is in his second season as a quality control assistant for the Indiana football program.
- Worked as the co-defensive coordinator (2015), special teams coordinator (2014-15) and defensive line coach (2014) at Henderson State University.
- Compiled a 48-41 record as head coach at Central Connecticut State University from 2006-13.
- Finalist for the 2009 Eddie Robinson National Coach of the Year and named the 2009 Northeast Conference Coach of the Year.
- CCSU won a pair of conference titles and earned its first ever ranking in the 1-AA coaches poll in 2009.
- Spent two seasons as the defensive coordinator at the University of Rhode Island from 2004-05.
- Also served as an assistant coach at Slippery Rock, Troy, Southern Illinois, UTEP, Georgia Southern, Rice, Duke, Southern California, Oregon State, UNLV, Tulsa and North Dakota State.
- Member of three staffs that have won national championships (Troy - 1984, 1987; Georgia Southern - 1990).
- Received his bachelor's degree from Slippery Rock University in 1982 and his master's degree from Troy State University in 1984.
- First coaching job came at Slippery Rock as an undergraduate in 1981 and a graduate assistant in 1982.
- Jeff and his wife, Leslie, have one son, Ryan, and one daughter, Amy.



## RYAN MCINERNEY

Quality Control - Defense

- Ryan McInerney is in his fourth season as a quality control assistant for the Indiana football program.
- Spent the previous four years at TCU, three as a defensive graduate assistant and one as a video graduate assistant.
- In 2009, McInerney was a defensive graduate assistant at the University of Louisiana-Monroe.
- Served as the tight ends coach and graduate assistant at Central Connecticut State University.
- Began his coaching career as a varsity defensive and offensive line coach in 2008 at Southeast High School in Cherokee, Kan.
- A 2008 graduate of Pittsburg State University, McInerney was a four-year letterman at center for the Division II power.
- Started all seven playoff games, including the 2004 national championship game.
- Born in Troy, Ala., McInerney graduated from Union High School in Tulsa, Okla.



## SEAN FISHER

Quality Control - Offense

- Sean Fisher is in his first season as an offensive quality control assistant for the Indiana football program.
- Cornerbacks coach at Davidson College in 2016 after coaching tight ends at James Madison University in 2015-16.
- Served as an intern offensive line coach at Ohio State University during the 2013 and 2014 campaigns.
- Experienced high school coach in the state of Florida with stops at Plant, Armwood and Saint Petersburg High Schools.
- Owns one national, Sugar Bowl and Big Ten championship in addition to CAA Conference and FHSAA State titles.
- Four-year letterwinner at quarterback for the University of Mount Union.
- The Purple Raiders compiled a 56-3 record with two national and four conference championships.
- Graduated from Mount Union in 2008 with a bachelor of arts in history.



## MATT WILSON

Senior Director of Football Recruiting

- Matt Wilson is in his first season as the Indiana football program's senior director of recruiting.
- An associate director of player personnel at the University of Tennessee from 2014-16.
- Assisted the Volunteers to three straight top 15 recruiting classes, including the fifth-rated class in 2015.
- Provided recruiting assistance to the head coach, assistant coaches and director of player personnel.
- Spent the 2012-13 campaigns as a recruiting aide at the University of Connecticut.
- The Huskies 2013 class was the top-rated in UConn history and third among BIG EAST schools, its highest conference ranking ever.
- Worked as a pro scouting and football operations assistant for the Arizona Cardinals in 2010 and 2011.
- Liaison between hotel, physicals, MRI and football club along with making airline arrangements for free agents.
- Wrote and executed an NFL record 51 contracts in five days at the end of the 2011 lockout.
- From March 2010-July 2012, served as a media relations/athletic operations assistant at Arizona State University.
- Graduated from Arizona State with a bachelor of interdisciplinary studies with concentrations in communications and recreation management in 2010.
- Matt and his wife, Rebekah, reside in Bloomington.

# SUPPORT STAFF



**SCOTT GASPER**  
Director of Player Personnel

- Scott Gasper is in his third season as the Indiana football program's director of player personnel.
- Served as the quarterbacks coach at East Mississippi Community College (EMCC) from 2012-14.
- Coached an All-American in each of his seasons at EMCC.
- East Mississippi won back-to-back national championships in 2013 and 2014.
- Spent 2011 as offensive coordinator and quarterbacks/wide receivers coach at Laurel High School in Maryland.
- Worked in the same capacity at Knoxville Catholic High School in Tennessee, where he tutored two dozen all-district performers, including seven all-state players and two Mr. Football Award winners.
- During his five-year stint with Seton Hill University in Greensburg, Pa., Gasper helped the program through its formation into the second round of the NCAA Division II playoffs.
- Made one-year coaching stops at Bethany College in West Virginia (2003), Galesburg (Ill.) High School (2002) and St. Joseph's College in Indiana (2001).
- A four-year starter at West Virginia Wesleyan College, where he earned first-team all-conference honors as a senior.
- Held numerous school passing records and ranked among the NCAA Division II Top 10 career leaders in quarterback rating upon the conclusion of his playing career.



**KASEY TEEGARDIN**  
Director of On-Campus Recruiting

- Kasey Teegardin is in his first season as the Indiana football program's director of on-campus recruiting after three years as a defensive graduate assistant.
- Spent 2012 and 2013 as special teams coordinator and linebackers coach at Valparaiso University.
- Served as Valpo's NFL and academic liaison, as well as the program's community outreach coordinator.
- The NFL liaison at three schools, Teegardin has coached three players who have received mini-camp invites.
- Coached the secondary at Northwood University in 2011 and was the youngest defensive coordinator in the NCAA (hired at 24) at the University of Charleston in 2010.
- Joined the UC staff in 2007 as a part-time assistant in which he helped with the defensive line, worked as linebackers coach in 2008 and as secondary coach in 2009.
- The 2009 team went 9-2 and ranked 19th in the country and in 2010, Teegardin's defense finished 19th nationally in rush defense.
- Played linebacker at Charleston and was selected a captain his senior season.
- During his first two seasons at UC, Teegardin also was an outfielder and catcher on the baseball team.
- A 2007 graduate from Charleston with a degree in sport management, Teegardin earned his master's degree in business administration in 2008.
- Kasey and his wife, the former Monica Kirschner, reside in Bloomington.



**MITCH GUDMUNDSON**  
Director of Football Equipment

- Mitch Gudmundson is in his 17th season as director of football equipment with the IU football program.
- Primary role is managing the daily equipment needs of the football coaches and players.
- Served as head equipment manager for the Orlando Rage during the 2001 XFL season.
- Spent the 2000 season in NFL Europe as head equipment manager of the Rhein Fire, where the team won the 2000 World Bowl.
- A 1998 graduate of the University of Wisconsin-River Falls with a bachelor's of science degree in agricultural education.
- Certified member of the Athletic Equipment Managers Association and a member of the advisory staff for Powers Athletic Uniforms.
- Mitch and his wife, Lisa, reside in Bloomington with their daughter, Audrey (6) and son, Hank (4).



**CARTER UEBELHOER**  
Football Equipment Manager

- Carter Uebelhoer is in his 12th season with the Indiana football program and his fifth as football equipment manager.
- Spent the previous two years as a football equipment intern.
- Served as a student manager for the Hoosiers from 2006-10.
- Indiana has appeared in the 2007 Insight Bowl, the 2015 New Era Pinstripe Bowl and the 2016 Foster Farms Bowl during his tenure.
- Certified member of the Athletic Equipment Managers Association.
- Graduated from Indiana in 2011 with a bachelor's degree in sport communication-broadcast and a minor in telecommunications.

# SUPPORT STAFF



**JOEL BARON**  
Football Video Coordinator

- Joel Baron is in his 16th year as the video coordinator for the Indiana football team.
- Two-time Big Ten Video Coordinator of the Year (2004, 2012).
- A 1999 graduate of Millersville (Pa.) University with a degree in speech communications, Baron served as football video coordinator for five years, both as an undergraduate and after graduation.
- Moved on to the University of Memphis in February 2001, where he was the video coordinator for all the department's programs. Baron served in that role until August 2002.
- Originally from Lansdale, Pa., Baron graduated from North Penn High School in 1995.
- Joel and his wife, Brandie, reside in Bloomington with their daughters, Jillian Grace (10) and Olivia (5).



**JAYSE MCQUAIG**  
Assistant Football Video Coordinator

- Jayse McQuaig is in his third season as Indiana's assistant football video coordinator.
- Director of video operations for Jacksonville State University's football and basketball programs in 2014-15.
- Earned his bachelor's degree (2014) in telecommunications with a minor in sports psychology from the University of Alabama.
- The Tuscaloosa, Ala., native spent one year on Alabama's football video staff.
- A women's basketball manager for Shelton State Community College (2 years) and Alabama (2 years).
- Served as Alabama's women's basketball video coordinator for one year.
- Ran all opponent breakdowns as well as day-to-day video duties.
- Received a master's degree in sport administration from Jacksonville State in the spring of 2017.
- Jayse and his wife, Ashley, reside in Bloomington.



**JAY LOTTER**  
Digital Media Designer

- Jay Lotter is in his third year as digital media designer for the Indiana football program after three seasons as the football program coordinator.
- Lotter works in conjunction with marketing, media relations and recruiting, specifically focusing on graphic design, photography and project logistics.
- Originally from Terre Haute, Ind., Lotter graduated from Ivy Tech with a degree in graphic media production and photography.
- Lotter has 21 years of experience in freelance graphics and photography, spanning corporate, professional sports, modeling and professional music industries.
- He has worked alongside NFL, NBA and MLB franchises as well as major record labels.
- Jay resides in Bloomington with his daughter, Lilliana (18) and son, Phoenix (7).



**KATE MILLER**  
Senior Staff Assistant

- Kate Miller is in her second season as a senior staff assistant with the Indiana football program.
- Spent the previous four years as an accounting specialist in the University of California Athletics Business Office.
- Interned at Cal in travel and Olympic sport operations.
- Graduated with a bachelor of science in psychology from the University of Idaho, where she also was a swimmer.
- Earned her master of arts in sport management from the University of San Francisco.



# ACADEMICS STAFF



**MATTIE WHITE**  
Senior Associate Athletic Director

- Mattie White is in her 13th year at Indiana. She is a senior associate athletic director for academic services and the Excellence Academy and the department's Senior Woman Administrator.
- Oversees academic services, sports medicine and nutrition, all student-athlete development programs. White is the sport administrator for the women's basketball, volleyball and rowing programs.
- Serves as the department's liaison to various student affairs units on campus.
- Joined the Hoosiers staff in 2005 as an Academic Advisor and CHAMPS/Life Skills Coordinator.
- In 2006, she was promoted to assistant athletic director for academic and student development services position, where she provided leadership for Learning Services and Life Skills programming and the academic programs for football and men's basketball.
- Came to IU from Macalester College, where she was the assistant director of campus programs for multicultural life.
- While at Macalester, her duties included developing and implementing campus wide multicultural programming, advising student organizations and supervising the Cultural House.
- Collaborated with the athletics department in establishing the institution's CHAMPS/Life Skills program.
- Received both her bachelor's degree in journalism (2002) and master's of education (2004) from Ohio University.
- Completed a second master's degree in athletic administration (2008) and an educational specialist degree in mental health counseling (2013) at Indiana University.
- Currently, she is pursuing a Ph.D. in IU's School of Public Health specializing in health behavior.



**DUSTIN SWANSON**  
Director of Academic Services - Football

- Dustin Swanson is in his 13th year supporting the Indiana football program and his fifth as director of academic services.
- Completed his bachelor's degree in sport administration from Ball State University in 2002.
- Earned his master's degree in higher education administration from Ball State in 2004.
- A member of the National Association of Academic Advisors for Athletics.



**CHRISTA SIST-MORRIS**  
Director of Retention & Learning Services - Football

- Christa Sist-Morris is in her 11th year at Indiana. She is the director of retention & learning services, football.
- Develops, executes and evaluates compressive learning initiatives programs for student-athletes.
- Assesses the students' needs to ensure they receive the proper support throughout campus and designs individualized support plans for each student.
- Received her bachelor's degree from The Pennsylvania State University in rehabilitation services.
- Earned her master's degree in special education from Indiana University.
- Christa and her husband, Tom, who is a strength coach at IU, reside in Bloomington.



**JAMIE GATHING**  
Assistant Director of Academic Services - Football

- Jamie Gathing is in her third season as an assistant director of academic services at Indiana.
- An academic advisor at Mississippi State University from 2013-2015, where she worked with the women's basketball, women's soccer and men's and women's track and field and cross country programs.
- Began her career in academic advising at Kennesaw State University in 2009.
- Earned her bachelor's degree in business marketing (2004) and master's degree in athletic administration (2005) from IU.
- A four-year women's basketball letterwinner and a part of the 2002 Big Ten Tournament championship team.
- Received a graduate certificate from Kansas State University in academic advising (2011).
- Member of N4A (National Association of Academic Advisors).



# 2016 IN REVIEW

## RUSHING

	G	Att	Gain	Loss	Net	Avg	TD	Long	Avg/G
Redding, Devine	13	253	1195	73	1122	4.4	7	36	86.3
Diamond, Zander	8	39	282	38	244	6.3	4	59	30.5
<b>Natee, Tyler</b>	<b>10</b>	<b>61</b>	<b>240</b>	<b>3</b>	<b>237</b>	<b>3.9</b>	<b>2</b>	<b>22</b>	<b>23.7</b>
<b>Majette, Mike</b>	<b>8</b>	<b>39</b>	<b>190</b>	<b>10</b>	<b>180</b>	<b>4.6</b>	<b>0</b>	<b>48</b>	<b>22.5</b>
<b>Williams, Devonte</b>	<b>11</b>	<b>48</b>	<b>185</b>	<b>18</b>	<b>167</b>	<b>3.5</b>	<b>0</b>	<b>24</b>	<b>15.2</b>
<b>Brookins, Ricky</b>	<b>13</b>	<b>20</b>	<b>89</b>	<b>7</b>	<b>82</b>	<b>4.1</b>	<b>0</b>	<b>20</b>	<b>6.3</b>
<b>Gest, Cole</b>	<b>3</b>	<b>10</b>	<b>50</b>	<b>3</b>	<b>47</b>	<b>4.7</b>	<b>0</b>	<b>15</b>	<b>15.7</b>
<b>Rodriguez, Alex</b>	<b>12</b>	<b>10</b>	<b>43</b>	<b>2</b>	<b>41</b>	<b>4.1</b>	<b>1</b>	<b>17</b>	<b>3.4</b>
Paige, Mitchell	13	5	38	2	36	7.2	1	15	2.8
Patrick, Camion	10	4	10	0	10	2.5	1	3	1.0
Jones, Ricky	13	1	5	0	5	5.0	0	5	0.4
<b>Westbrook, Nick</b>	<b>13</b>	<b>1</b>	<b>3</b>	<b>0</b>	<b>3</b>	<b>3.0</b>	<b>1</b>	<b>3</b>	<b>0.2</b>
<b>Lagow, Richard</b>	<b>13</b>	<b>41</b>	<b>47</b>	<b>235</b>	<b>-188</b>	<b>-4.6</b>	<b>2</b>	<b>9</b>	<b>-14.5</b>
TEAM	9	2	0	7	-7	-3.5	0	0	-0.8
<b>Total.....</b>	<b>13</b>	<b>534</b>	<b>2377</b>	<b>398</b>	<b>1979</b>	<b>3.7</b>	<b>18</b>	<b>59</b>	<b>152.2</b>
<b>Opponents.....</b>	<b>13</b>	<b>554</b>	<b>2445</b>	<b>360</b>	<b>2085</b>	<b>3.8</b>	<b>20</b>	<b>66</b>	<b>160.4</b>

## PASSING

	G	Effic	Cmp-Att-Int	Pct	Yds	TD	Lng	Avg/G
<b>Lagow, Richard</b>	<b>13</b>	<b>128.79</b>	<b>253-438-17</b>	<b>57.8</b>	<b>3362</b>	<b>19</b>	<b>79</b>	<b>258.6</b>
Diamond, Zander	8	176.19	9-15-1	60.0	192	1	52	24.0
Paige, Mitchell	13	236.00	1-2-0	50.0	5	1	5	0.4
<b>Natee, Tyler</b>	<b>10</b>	<b>0.00</b>	<b>0-1-0</b>	<b>0.0</b>	<b>0</b>	<b>0</b>	<b>0</b>	<b>0.0</b>
<b>Total.....</b>	<b>13</b>	<b>130.54</b>	<b>263-456-18</b>	<b>57.7</b>	<b>3559</b>	<b>21</b>	<b>79</b>	<b>273.8</b>
<b>Opponents.....</b>	<b>13</b>	<b>117.27</b>	<b>219-417-13</b>	<b>52.5</b>	<b>2856</b>	<b>17</b>	<b>86</b>	<b>219.7</b>

## RECEIVING

	G	No.	Yds	Avg	TD	Long	Avg/G
Paige, Mitchell	13	58	646	11.1	4	42	49.7
<b>Westbrook, Nick</b>	<b>13</b>	<b>54</b>	<b>995</b>	<b>18.4</b>	<b>6</b>	<b>79</b>	<b>76.5</b>
Jones, Ricky	13	53	848	16.0	3	65	65.2
Redding, Devine	13	27	146	5.4	2	19	11.2
<b>Timian, Luke</b>	<b>13</b>	<b>19</b>	<b>277</b>	<b>14.6</b>	<b>1</b>	<b>40</b>	<b>21.3</b>
<b>Hale, Donovan</b>	<b>12</b>	<b>13</b>	<b>210</b>	<b>16.2</b>	<b>1</b>	<b>49</b>	<b>17.5</b>
<b>Majette, Mike</b>	<b>8</b>	<b>7</b>	<b>87</b>	<b>12.4</b>	<b>0</b>	<b>28</b>	<b>10.9</b>
<b>Friend, Danny</b>	<b>13</b>	<b>7</b>	<b>65</b>	<b>9.3</b>	<b>2</b>	<b>21</b>	<b>5.0</b>
<b>Williams, Devonte</b>	<b>11</b>	<b>7</b>	<b>50</b>	<b>7.1</b>	<b>0</b>	<b>14</b>	<b>4.5</b>
Patrick, Camion	10	6	154	25.7	1	52	15.4
<b>Brookins, Ricky</b>	<b>13</b>	<b>4</b>	<b>16</b>	<b>4.0</b>	<b>0</b>	<b>11</b>	<b>1.2</b>
<b>Thomas, Ian</b>	<b>13</b>	<b>3</b>	<b>28</b>	<b>9.3</b>	<b>0</b>	<b>20</b>	<b>2.2</b>
<b>Rodriguez, Alex</b>	<b>12</b>	<b>1</b>	<b>15</b>	<b>15.0</b>	<b>0</b>	<b>15</b>	<b>1.2</b>
Thornton III, Leon	8	1	11	11.0	0	11	1.4
<b>Lagow, Richard</b>	<b>13</b>	<b>1</b>	<b>5</b>	<b>5.0</b>	<b>1</b>	<b>5</b>	<b>0.4</b>
<b>Natee, Tyler</b>	<b>10</b>	<b>1</b>	<b>4</b>	<b>4.0</b>	<b>0</b>	<b>4</b>	<b>0.4</b>
<b>Gest, Cole</b>	<b>3</b>	<b>1</b>	<b>2</b>	<b>2.0</b>	<b>0</b>	<b>2</b>	<b>0.7</b>
<b>Total.....</b>	<b>13</b>	<b>263</b>	<b>3559</b>	<b>13.5</b>	<b>21</b>	<b>79</b>	<b>273.8</b>
<b>Opponents.....</b>	<b>13</b>	<b>219</b>	<b>2856</b>	<b>13.0</b>	<b>17</b>	<b>86</b>	<b>219.7</b>

- Current players in bold

## TEAM STATISTICS

	IND	OPP
SCORING	475	489
Points Per Game	36.5	37.6
Points Off Turnovers	68	62
FIRST DOWNS	337	326
Rushing	141	113
Passing	168	187
Penalty	28	26
RUSHING YARDAGE	2736	2544
Yards gained rushing	3020	2811
Yards lost rushing	284	267
Rushing Attempts	592	487
Average Per Rush	4.6	5.2
Average Per Game	210.5	195.7
TDs Rushing	27	30
PASSING YARDAGE	3820	4079
Comp-Att-Int	269-461-8	328-551-12
Average Per Pass	8.3	7.4
Average Per Catch	14.2	12.4
Average Per Game	293.8	313.8
TDs Passing	27	32
TOTAL OFFENSE	6556	6623
Total Plays	1053	1038
Average Per Play	6.2	6.4
Average Per Game	504.3	509.5
KICK RETURNS: #-Yards	51-979	37-878
PUNT RETURNS: #-Yards	18-199	27-191
INT RETURNS: #-Yards	12-238	8-2
KICK RETURN AVERAGE	19.2	23.7
PUNT RETURN AVERAGE	11.1	7.1
INT RETURN AVERAGE	19.8	0.2
FUMBLES-LOST	15-6	22-10
PENALTIES-Yards	91-778	83-779
Average Per Game	59.8	59.9
PUNTS-Yards	64-2628	68-2822
Average Per Punt	41.1	41.5
Net punt average	36.5	37.4
KICKOFFS-Yards	91-5720	81-4986
Average Per Kick	62.9	61.3
Net kick average	38.9	40.9
TIME OF POSSESSION/Game	29:09	30:51
3RD-DOWN Conversions	77/202	88/209
3rd-Down Pct	38%	42%
4TH-DOWN Conversions	13/29	13/28
4th-Down Pct	45%	46%
SACKS BY-Yards	30-146	13-92
MISC YARDS	0	-5
TOUCHDOWNS SCORED	58	65
FIELD GOALS-ATTEMPTS	24-29	13-17
ON-SIDE KICKS	2-2	1-4
RED-ZONE SCORES	(54-61) 89%	(40-48) 83%
RED-ZONE TOUCHDOWNS	(36-61) 59%	(30-48) 63%
PAT-ATTEMPTS	(53-57) 93%	(54-59) 92%
ATTENDANCE	310195	265362
Games/Avg Per Game	7/44314	5/53072
Neutral Site Games	1/37218	



# 2016 IN REVIEW

## SCORING

	TD	FGs	Kick	Rush	Rcv	Pass	DXP	Saf	Points
<b>Oakes, Griffin</b>	<b>0</b>	<b>16-26</b>	<b>33-35</b>	<b>0-1</b>	<b>0</b>	<b>0-0</b>	<b>0</b>	<b>0</b>	<b>81</b>
Redding, Devine	9	0-0	0-0	0-1	0	0-0	0	0	54
<b>Westbrook, Nick</b>	<b>7</b>	<b>0-0</b>	<b>0-0</b>	<b>0-0</b>	<b>0</b>	<b>0-0</b>	<b>0</b>	<b>0</b>	<b>42</b>
Paige, Mitchell	5	0-0	0-0	0-1	0	0-0	0	0	30
Diamont, Zander	4	0-0	0-0	0-0	0	0-0	0	0	24
Jones, Ricky	3	0-0	0-0	1-1	0	0-0	0	0	20
<b>Lagow, Richard</b>	<b>3</b>	<b>0-0</b>	<b>0-0</b>	<b>0-0</b>	<b>0</b>	<b>0-1</b>	<b>0</b>	<b>0</b>	<b>18</b>
<b>Friend, Danny</b>	<b>2</b>	<b>0-0</b>	<b>0-0</b>	<b>0-0</b>	<b>0</b>	<b>0-0</b>	<b>0</b>	<b>0</b>	<b>12</b>
<b>Natee, Tyler</b>	<b>2</b>	<b>0-0</b>	<b>0-0</b>	<b>0-0</b>	<b>0</b>	<b>0-0</b>	<b>0</b>	<b>0</b>	<b>12</b>
Patrick, Camion	2	0-0	0-0	0-0	0	0-0	0	0	12
<b>Fant, Rashard</b>	<b>1</b>	<b>0-0</b>	<b>0-0</b>	<b>0-0</b>	<b>0</b>	<b>0-0</b>	<b>0</b>	<b>0</b>	<b>6</b>
<b>Hale, Donovan</b>	<b>1</b>	<b>0-0</b>	<b>0-0</b>	<b>0-0</b>	<b>0</b>	<b>0-0</b>	<b>0</b>	<b>0</b>	<b>6</b>
<b>Timian, Luke</b>	<b>1</b>	<b>0-0</b>	<b>0-0</b>	<b>0-0</b>	<b>0</b>	<b>0-0</b>	<b>0</b>	<b>0</b>	<b>6</b>
<b>Scales, Tegray</b>	<b>1</b>	<b>0-0</b>	<b>0-0</b>	<b>0-0</b>	<b>0</b>	<b>0-0</b>	<b>0</b>	<b>0</b>	<b>6</b>
TEAM	0	0	0-1	0-0	0	0-0	0	3	6
<b>Total.....</b>	<b>41</b>	<b>16-26</b>	<b>33-36</b>	<b>1-4</b>	<b>0</b>	<b>0-1</b>	<b>0</b>	<b>3</b>	<b>335</b>
<b>Opponents.....</b>	<b>42</b>	<b>21-24</b>	<b>37-38</b>	<b>0-2</b>	<b>0</b>	<b>0-1</b>	<b>0</b>	<b>1</b>	<b>354</b>

## FIELD GOALS

	FGM-FGA	Pct	01-19	20-29	30-39	40-49	50+	Lg	Blk
<b>Oakes, Griffin</b>	<b>16-26</b>	<b>61.5</b>	<b>0-0</b>	<b>9-11</b>	<b>2-4</b>	<b>5-8</b>	<b>0-3</b>	<b>49</b>	<b>3</b>

## PUNTING

	No.	Yds	Avg	Long	TB	FC	I20	50+	Blkd
<b>Gedeon, Joseph</b>	<b>61</b>	<b>2457</b>	<b>40.3</b>	<b>57</b>	<b>0</b>	<b>9</b>	<b>23</b>	<b>5</b>	<b>0</b>
TEAM	3	14	4.7	12	0	0	0	0	3
<b>Total.....</b>	<b>64</b>	<b>2471</b>	<b>38.6</b>	<b>57</b>	<b>0</b>	<b>9</b>	<b>23</b>	<b>5</b>	<b>3</b>
<b>Opponents.....</b>	<b>81</b>	<b>3159</b>	<b>39.0</b>	<b>59</b>	<b>8</b>	<b>30</b>	<b>22</b>	<b>13</b>	<b>3</b>

## KICKOFFS

	No.	Yds	Avg	TB	OB	Retn	Net	Yd
<b>Oakes, Griffin</b>	<b>62</b>	<b>3719</b>	<b>60.0</b>	<b>25</b>	<b>4</b>			
Del Grosso, Aaron	7	421	60.1	4	0			
<b>Total.....</b>	<b>69</b>	<b>4140</b>	<b>60.0</b>	<b>29</b>	<b>4</b>	<b>19.7</b>	<b>39.5</b>	<b>25</b>
<b>Opponents.....</b>	<b>76</b>	<b>4465</b>	<b>58.8</b>	<b>19</b>	<b>4</b>	<b>19.4</b>	<b>39.2</b>	<b>25</b>

## TOTAL OFFENSE

	G	Plays	Rush	Pass	Total	Avg/G
<b>Lagow, Richard</b>	<b>13</b>	<b>479</b>	<b>-188</b>	<b>3362</b>	<b>3174</b>	<b>244.2</b>
Redding, Devine	13	253	1122	0	1122	86.3
Diamont, Zander	8	54	244	192	436	54.5
<b>Natee, Tyler</b>	<b>10</b>	<b>62</b>	<b>237</b>	<b>0</b>	<b>237</b>	<b>23.7</b>
<b>Majette, Mike</b>	<b>8</b>	<b>39</b>	<b>180</b>	<b>0</b>	<b>180</b>	<b>22.5</b>
<b>Williams, Devonte</b>	<b>11</b>	<b>48</b>	<b>167</b>	<b>0</b>	<b>167</b>	<b>15.2</b>
<b>Brookins, Ricky</b>	<b>13</b>	<b>20</b>	<b>82</b>	<b>0</b>	<b>82</b>	<b>6.3</b>
<b>Gest, Cole</b>	<b>3</b>	<b>10</b>	<b>47</b>	<b>0</b>	<b>47</b>	<b>15.7</b>
Paige, Mitchell	13	7	36	5	41	3.2
<b>Rodriguez, Alex</b>	<b>12</b>	<b>10</b>	<b>41</b>	<b>0</b>	<b>41</b>	<b>3.4</b>
Patrick, Camion	10	4	10	0	10	1.0
Jones, Ricky	13	1	5	0	5	0.4
<b>Westbrook, Nick</b>	<b>13</b>	<b>1</b>	<b>3</b>	<b>0</b>	<b>3</b>	<b>0.2</b>
TEAM	9	2	-7	0	-7	-0.8
<b>Total.....</b>	<b>13</b>	<b>990</b>	<b>1979</b>	<b>3559</b>	<b>5538</b>	<b>426.0</b>
<b>Opponents.....</b>	<b>13</b>	<b>971</b>	<b>2085</b>	<b>2856</b>	<b>4941</b>	<b>380.1</b>

## FUMBLE RETURNS

	No.	Yds	Avg	TD	Long
<b>Total.....</b>	<b>0</b>	<b>0</b>	<b>0.0</b>	<b>0</b>	<b>0</b>
<b>Opponents.....</b>	<b>2</b>	<b>84</b>	<b>42.0</b>	<b>2</b>	<b>75</b>

## INTERCEPTIONS

	No.	Yds	Avg	TD	Long
<b>Crawford, J.</b>	<b>3</b>	<b>16</b>	<b>5.3</b>	<b>0</b>	<b>12</b>
<b>Fant, Rashard</b>	<b>3</b>	<b>68</b>	<b>22.7</b>	<b>1</b>	<b>34</b>
<b>Fields, Tony</b>	<b>2</b>	<b>16</b>	<b>8.0</b>	<b>0</b>	<b>16</b>
<b>Ball, Marcelino</b>	<b>2</b>	<b>-5</b>	<b>-2.5</b>	<b>0</b>	<b>0</b>
<b>Bach, Ben</b>	<b>1</b>	<b>0</b>	<b>0.0</b>	<b>0</b>	<b>0</b>
<b>Scales, Tegray</b>	<b>1</b>	<b>16</b>	<b>16.0</b>	<b>1</b>	<b>16</b>
<b>Riggins, A'Shon</b>	<b>1</b>	<b>31</b>	<b>31.0</b>	<b>0</b>	<b>31</b>
<b>Total.....</b>	<b>13</b>	<b>142</b>	<b>10.9</b>	<b>2</b>	<b>34</b>
<b>Opponents.....</b>	<b>18</b>	<b>279</b>	<b>15.5</b>	<b>2</b>	<b>55</b>

## KICK RETURNS

	No.	Yds	Avg	TD	Long
<b>Williams, D.</b>	<b>39</b>	<b>784</b>	<b>20.1</b>	<b>0</b>	<b>36</b>
<b>Gest, Cole</b>	<b>5</b>	<b>110</b>	<b>22.0</b>	<b>0</b>	<b>24</b>
<b>Brookins, Ricky</b>	<b>4</b>	<b>63</b>	<b>15.8</b>	<b>0</b>	<b>27</b>
<b>Hale, Donovan</b>	<b>3</b>	<b>40</b>	<b>13.3</b>	<b>0</b>	<b>19</b>
<b>Fant, Rashard</b>	<b>1</b>	<b>11</b>	<b>11.0</b>	<b>0</b>	<b>11</b>
<b>Total.....</b>	<b>52</b>	<b>1008</b>	<b>19.4</b>	<b>0</b>	<b>36</b>
<b>Opponents.....</b>	<b>35</b>	<b>688</b>	<b>19.7</b>	<b>1</b>	<b>91</b>

## PUNT RETURNS

	No.	Yds	Avg	TD	Long
<b>Paige, Mitchell</b>	<b>18</b>	<b>129</b>	<b>7.2</b>	<b>0</b>	<b>39</b>
<b>Fant, Rashard</b>	<b>4</b>	<b>41</b>	<b>10.2</b>	<b>0</b>	<b>26</b>
<b>James, Isaac</b>	<b>1</b>	<b>0</b>	<b>0.0</b>	<b>0</b>	<b>0</b>
<b>Dutra, Chase</b>	<b>1</b>	<b>9</b>	<b>9.0</b>	<b>0</b>	<b>0</b>
<b>Total.....</b>	<b>24</b>	<b>179</b>	<b>7.5</b>	<b>0</b>	<b>39</b>
<b>Opponents.....</b>	<b>32</b>	<b>195</b>	<b>6.1</b>	<b>1</b>	<b>20</b>

## ALL-PURPOSE

	G	Yds	Avg
Redding, Devine	13	1268	97.5
<b>Williams, Devonte</b>	<b>11</b>	<b>1001</b>	<b>91.0</b>
<b>Westbrook, Nick</b>	<b>13</b>	<b>998</b>	<b>76.8</b>
Jones, Ricky	13	853	65.6
Paige, Mitchell	13	811	62.4
<b>Timian, Luke</b>	<b>13</b>	<b>277</b>	<b>21.3</b>
<b>Majette, Mike</b>	<b>8</b>	<b>267</b>	<b>33.4</b>
<b>Hale, Donovan</b>	<b>12</b>	<b>250</b>	<b>20.8</b>
Diamont, Zander	8	244	30.5
<b>Natee, Tyler</b>	<b>10</b>	<b>241</b>	<b>24.1</b>
Patrick, Camion	10	164	16.4
<b>Brookins, Ricky</b>	<b>13</b>	<b>161</b>	<b>12.4</b>
<b>Gest, Cole</b>	<b>3</b>	<b>159</b>	<b>53.0</b>
<b>Fant, Rashard</b>	<b>13</b>	<b>120</b>	<b>9.2</b>
<b>Friend, Danny</b>	<b>13</b>	<b>65</b>	<b>5.0</b>
<b>Rodriguez, Alex</b>	<b>12</b>	<b>56</b>	<b>4.7</b>
<b>Riggins, A'Shon</b>	<b>12</b>	<b>31</b>	<b>2.6</b>
<b>Thomas, Ian</b>	<b>13</b>	<b>28</b>	<b>2.2</b>
<b>Fields, Tony</b>	<b>13</b>	<b>16</b>	<b>1.2</b>
<b>Scales, Tegray</b>	<b>13</b>	<b>16</b>	<b>1.2</b>
<b>Crawford, Jonathan</b>	<b>13</b>	<b>16</b>	<b>1.2</b>
Thornton III, Leon	8	11	1.4
<b>Dutra, Chase</b>	<b>10</b>	<b>9</b>	<b>0.9</b>
<b>Ball, Marcelino</b>	<b>13</b>	<b>-5</b>	<b>-0.4</b>
TEAM	9	-7	-0.8
<b>Lagow, Richard</b>	<b>13</b>	<b>-183</b>	<b>-14.1</b>
<b>Total.....</b>	<b>13</b>	<b>6867</b>	<b>528.2</b>
<b>Opponents.....</b>	<b>13</b>	<b>6103</b>	<b>469.5</b>

- Current players in bold



# 2016 IN REVIEW

## DEFENSIVE STATISTICS

	GP	-----Tackles-----			-Sacks-		---Pass Def---			-Fumbles-			Blkd	
		Solo	Ast	Total	TFL-Yds	No-Yards	Int-Yds	BrUp	PD	Qbh	Rcv-Yds	FF	Kick	Saf
<b>8 Scales, Tegray</b>	<b>13</b>	<b>93</b>	<b>33</b>	<b>126</b>	<b>23.5-69</b>	<b>7.0-44</b>	<b>1-16</b>	<b>2</b>	<b>4</b>	.	<b>1</b>	.	.	.
44 Oliver, Marcus	12	65	31	96	15.5-71	4.0-53	.	2	3	1-0	5	.	.	.
<b>42 Ball, Marcelino</b>	<b>13</b>	<b>60</b>	<b>15</b>	<b>75</b>	<b>4.5-11</b>	.	<b>2--5</b>	<b>8</b>	<b>2</b>	<b>1-0</b>	.	.	.	.
<b>9 Crawford, Jonathan</b>	<b>13</b>	<b>45</b>	<b>26</b>	<b>71</b>	<b>0.5-1</b>	.	<b>3-16</b>	<b>7</b>	<b>1</b>	<b>4-0</b>	<b>1</b>	.	.	.
<b>19 Fields, Tony</b>	<b>13</b>	<b>53</b>	<b>17</b>	<b>70</b>	<b>0.5-1</b>	.	<b>2-16</b>	<b>7</b>	.	.	.	.	.	.
<b>30 Dutra, Chase</b>	<b>10</b>	<b>35</b>	<b>11</b>	<b>46</b>	<b>0.5-1</b>	.	.	.	<b>1</b>	<b>1-0</b>	<b>1</b>	<b>1</b>	.	.
<b>74 Hoff, Nate</b>	<b>13</b>	<b>23</b>	<b>15</b>	<b>38</b>	<b>6.0-14</b>	<b>2.5-10</b>	.	<b>1</b>	.	.	<b>1</b>	<b>1</b>	.	.
<b>28 Riggins, A'Shon</b>	<b>12</b>	<b>35</b>	<b>2</b>	<b>37</b>	<b>2.0-9</b>	<b>1.0-7</b>	<b>1-31</b>	<b>9</b>	.	.	<b>1</b>	.	.	.
<b>16 Fant, Rashard</b>	<b>13</b>	<b>29</b>	<b>4</b>	<b>33</b>	<b>1.0-2</b>	.	<b>3-68</b>	<b>17</b>	<b>1</b>	.	.	.	.	.
93 Green III, Ralph	12	21	10	31	8.5-26	1.0-6	.	2	1	.	.	.	.	.
<b>17 Covington, Chris</b>	<b>13</b>	<b>19</b>	<b>10</b>	<b>29</b>	<b>3.0-10</b>	<b>2.0-7</b>	.	.	<b>1</b>	.	<b>1</b>	.	.	.
<b>49 Gooch, Greg</b>	<b>13</b>	<b>15</b>	<b>11</b>	<b>26</b>	<b>5.5-18</b>	<b>1.0-2</b>	.	.	<b>1</b>	.	<b>1</b>	.	.	.
58 Dougherty, Patrick	13	17	6	23	5.0-25	2.5-17	.	1	3	1-0	1	.	.	.
<b>43 Willis, Jr., Dameon</b>	<b>12</b>	<b>13</b>	<b>9</b>	<b>22</b>	<b>1.0-2</b>	.	.	.	.	.	.	.	.	.
<b>51 Barwick, Jr., Mike</b>	<b>13</b>	<b>15</b>	<b>7</b>	<b>22</b>	<b>2.5-15</b>	<b>2.0-15</b>	.	<b>2</b>	<b>1</b>	.	.	.	.	.
29 Fletcher, Dawson	13	17	4	21	2.5-15	2.0-13	.	.	.	.	.	.	.	.
<b>35 Sykes, Nile</b>	<b>13</b>	<b>18</b>	.	<b>18</b>	<b>7.0-47</b>	<b>5.0-37</b>	.	<b>2</b>	.	<b>1-0</b>	.	.	.	.
<b>91 Robinson, Jacob</b>	<b>11</b>	<b>11</b>	<b>6</b>	<b>17</b>	<b>3.0-7</b>	<b>1.0-5</b>	.	.	<b>1</b>	.	.	.	.	.
<b>3 Green, Tyler</b>	<b>11</b>	<b>8</b>	<b>2</b>	<b>10</b>	.	.	.	<b>2</b>	.	.	<b>1</b>	.	.	.
<b>6 Walker, Zeke</b>	<b>13</b>	<b>7</b>	<b>3</b>	<b>10</b>	<b>1.0-2</b>	.	.	.	.	.	.	<b>1</b>	.	.
<b>47 McCray III, Robert</b>	<b>9</b>	<b>4</b>	<b>4</b>	<b>8</b>	<b>2.0-4</b>	<b>1.0-3</b>	.	<b>1</b>	<b>4</b>	.	.	.	.	.
<b>18 Bach, Ben</b>	<b>11</b>	<b>5</b>	.	<b>5</b>	.	.	<b>1-0</b>	.	.	.	.	.	.	.
<b>2 Williams, Devonte</b>	<b>11</b>	<b>3</b>	<b>1</b>	<b>4</b>	.	.	.	.	.	.	.	.	.	.
4 Jones, Ricky	13	3	1	4	.	.	.	.	.	.	1	.	.	.
<b>7 Bryant, Khalil</b>	<b>11</b>	<b>2</b>	<b>1</b>	<b>3</b>	.	.	.	.	.	.	.	.	.	.
<b>84 Friend, Danny</b>	<b>13</b>	.	<b>2</b>	<b>2</b>	.	.	.	.	.	.	.	.	.	.
<b>95 Wilson, Brandon</b>	<b>5</b>	<b>1</b>	<b>1</b>	<b>2</b>	.	.	.	.	.	.	.	.	.	.
<b>26 Walton, Kiante</b>	<b>13</b>	<b>2</b>	.	<b>2</b>	.	.	.	.	.	.	.	.	.	.
<b>10 Hale, Donavan</b>	<b>12</b>	<b>2</b>	.	<b>2</b>	.	.	.	.	.	<b>1-0</b>	.	.	.	.
<b>20 Cook Jr., Jameel</b>	<b>1</b>	<b>1</b>	<b>1</b>	<b>2</b>	.	.	.	.	.	.	.	.	.	.
<b>13 James, Isaac</b>	<b>12</b>	<b>2</b>	.	<b>2</b>	.	.	.	.	.	.	.	.	.	.
<b>92 Oakes, Griffin</b>	<b>13</b>	<b>2</b>	.	<b>2</b>	.	.	.	.	.	.	.	.	.	.
<b>55 Bowen, Ja'merez</b>	<b>6</b>	<b>2</b>	.	<b>2</b>	.	.	.	.	.	.	.	.	.	.
<b>86 Gedeon, Joseph</b>	<b>13</b>	<b>2</b>	.	<b>2</b>	.	.	.	.	.	.	.	.	.	.
<b>40 Jones, Reakwon</b>	<b>11</b>	<b>1</b>	<b>1</b>	<b>2</b>	.	.	.	.	.	.	.	.	.	.
<b>48 Stringer, Omari</b>	<b>8</b>	<b>2</b>	.	<b>2</b>	<b>1.0-3</b>	.	.	<b>1</b>	.	.	.	.	.	.
<b>96 Meminger, Derrian</b>	<b>6</b>	<b>1</b>	<b>1</b>	<b>2</b>	<b>1.0-1</b>	<b>1.0-1</b>	.	.	.	.	.	.	.	.
<b>23 Rodriguez, Alex</b>	<b>12</b>	<b>1</b>	.	<b>1</b>	.	.	.	.	.	.	.	.	.	.
<b>54 Cronk, Coy</b>	<b>13</b>	<b>1</b>	.	<b>1</b>	.	.	.	.	.	.	.	.	.	.
27 Jones, Arthur	10	.	1	1	.	.	.	.	.	.	.	.	.	.
22 Green, Wesley	2	1	.	1	.	.	.	.	.	.	.	.	.	.
70 Bailey, Jacob	12	1	.	1	.	.	.	.	.	.	.	.	.	.
12 Diamont, Zander	8	1	.	1	.	.	.	.	.	.	.	.	.	.
87 Paige, Mitchell	13	1	.	1	.	.	.	.	.	.	.	.	.	.
<b>15 Westbrook, Nick</b>	<b>13</b>	<b>1</b>	.	<b>1</b>	.	.	.	.	.	.	.	.	.	.
34 Redding, Devine	13	1	.	1	.	.	.	.	.	.	.	.	.	.
<b>21 Lagow, Richard</b>	<b>13</b>	<b>1</b>	.	<b>1</b>	.	.	.	.	.	.	.	.	.	.
TM TEAM	9	.	.	.	.	.	.	.	.	.	.	.	3	.
<b>Total.....</b>	<b>13</b>	<b>643</b>	<b>236</b>	<b>879</b>	<b>97-354</b>	<b>33-220</b>	<b>13-142</b>	<b>64</b>	<b>24</b>	<b>10-0</b>	<b>13</b>	<b>5</b>	<b>3</b>	.
<b>Opponents.....</b>	<b>13</b>	<b>670</b>	<b>272</b>	<b>942</b>	<b>94.0-407</b>	<b>29-235</b>	<b>18-279</b>	<b>64</b>	<b>18</b>	<b>11-84</b>	<b>15</b>	<b>6</b>	<b>1</b>	.

- Current players in bold



# 2016 IN REVIEW

## TEAM GAME-BY-GAME

### OFFENSE

Date	Opponent	[---RUSHING---]				[---RECEIVING---]				[-----PASSING-----]				[---KICK RET---]			[--PUNT RET--]			tot off				
		No.	Yds	TD	Lg	No.	Yds	TD	Lg	Cmp	Att	Yds	TD	INT	Lg	No	Yds	TD	Lg		No	Yds	TD	Lg
9/1	Florida International	52	246	1	19	18	240	1	28	18-28	240	1	-	28	5	101	-	26	-	-	-	-	-	486
9/10	Ball State	45	217	-	48	17	266	3	79	17-27	266	3	-	79	4	87	-	24	3	18	-	14	453	
9/24	Wake Forest	32	115	1	15	28	496	3	75	28-47	496	3	5	75	4	98	-	35	3	37	-	26	611	
10/1	Michigan State	39	156	-	36	17	281	3	57	17-28	281	3	1	57	3	90	-	33	2	31	-	16	437	
10/8	at Ohio State	40	99	-	19	14	182	2	50	14-28	182	2	1	50	5	91	-	36	-	-	-	-	281	
10/15	Nebraska	30	88	1	33	24	245	1	37	24-39	245	1	2	37	4	76	-	21	2	48	-	39	333	
10/22	at Northwestern	27	84	1	24	35	317	-	33	35-59	317	-	2	33	3	56	-	23	3	3	-	4	401	
10/29	Maryland	57	414	6	52	17	236	-	33	17-26	236	-	-	33	5	86	-	22	3	8	-	7	650	
11/5	at Rutgers	44	147	2	59	29	420	3	42	29-41	420	3	2	42	4	60	-	26	3	6	-	6	567	
11/12	Penn State	41	110	2	17	24	218	2	52	24-41	344	2	-	52	4	77	-	27	1	0	-	0	454	
11/19	at Michigan	36	64	1	17	14	191	0	37	14-30	191	0	0	37	0	0	-	2	7	0	-	7	255	
11/26	Purdue	54	152	2	28	11	117	1	44	11-22	117	2	4	44	5	57	-	19	1	9	-	9	269	
12/28	vs. Utah	37	117	1	20	15	224	2	52	15-40	224	2	1	53	6	129	-	29	2	12	-	8	341	
TOTAL		534	1979	18	59	263	3559	21	79	263-456	3559	21	18	79	52	1008	-	36	24	179	-	39	5538	
OPPONENTS		554	2085	20	66	219	2856	17	86	219-417	2856	17	13	86	35	668	-	91	32	195	1	20	4941	

### DEFENSE

Date	Opponent	[-----TACKLES-----]				[---SACKS---]		[---FUMBLE---]		Pass Blkd		FG		[-----XPTS-----]			
		Solo	Ast	Total	TFL-Yds	No-Yds	FF	FR-Yds	Int-Yds	Brk	Kick	Made-Att	Made-Att	Run	Rcv	Saf	
9/1	Florida International	34	16	50	2-10	1-7	-	-	3-50	8	-	1-2	3-3	1	-	1	
9/10	Ball State	49	14	63	7-22	2-13	3	2-0	1-0	5	-	3-3	3-3	-	-	-	
9/24	Wake Forest	50	28	78	3-8	2-6	-	-	-	5	-	0-1	4-4	-	-	-	
10/1	Michigan State	50	18	68	6-15	2-9	1	1-0	-	5	1	1-3	3-3	-	-	-	
10/8	at Ohio State	40	32	72	2-2	1-1	1	1-0	1-31	5	-	1-1	2-2	-	-	-	
10/15	Nebraska	50	18	68	6-21	1-13	-	-	2-4	7	1	2-2	2-2	-	-	1	
10/22	at Northwestern	57	12	69	11-35	3-21	-	-	-	10	1	2-2	-	-	-	1	
10/29	Maryland	63	12	75	8-42	4-34	2	1-0	1(5)	5	-	1-2	3-3	-	-	-	
11/5	at Rutgers	42	18	60	9-40	3-24	-	1-0	-	2	1	0-3	3-4	-	-	-	
11/12	Penn State	58	8	66	16-60	3-23	-	-	2-50	5	-	1-1	4-4	-	-	-	
11/19	at Michigan	43	26	69	8-23	2-9	1	-	-	3	-	1-1	1-1	-	-	-	
11/26	Purdue	52	14	66	11-40	4-30	1	1-0	2-12	3	1	2-2	2-3	-	-	-	
12/28	vs. Utah	55	20	75	8-36	5-30	4	3-0	1-0	1	0	1-2	3-3	-	-	-	
TOTAL		643	236	879	97-354	33-220	13	10-0	13-142	64	5	16-26	33-36	1	-	3	
OPPONENTS		670	272	942	94-407	29-235	15	11-84	18-279	64	6	21-24	37-38	-	-	1	

## STARTING LINEUPS

### OFFENSE

Date	Opponent	WR	WR	LT	LG	C	RG	RT	QB	RB	TE	WR
9/1	Florida International	Jones	Westbrook	Cronk	Martin	Rogers	Feeney	Camiel	Lagow	Redding	Friend	Paige
9/10	Ball State	Jones	Cobbs, Jr.	Cronk	Martin	Rogers	Feeney	Camiel	Lagow	Redding	Friend	Paige
9/24	Wake Forest	Jones	Westbrook	Cronk	Martin	Rogers	Bailey	Knight	Lagow	Redding	Friend	Paige
10/1	Michigan State	Jones	Westbrook	Cronk	Martin	Rogers	Bailey	Knight	Lagow	Redding	Friend	Paige
10/8	at Ohio State	Jones	Westbrook	Cronk	Martin	Rogers	Bailey	Knight	Lagow	Redding	Friend	Paige
10/15	Nebraska	Jones	Westbrook	Cronk	Martin	Rogers	Bailey	Knight	Lagow	Redding	Friend	Thomas (TE)
10/22	at Northwestern	Jones	Westbrook	Cronk	Martin	Rogers	Feeney	Knight	Lagow	Redding	Friend	Paige
10/29	Maryland	Jones	Westbrook	Cronk	Martin	Rogers	Feeney	Knight	Lagow	Redding	Friend	Paige
11/5	at Rutgers	Jones	Westbrook	Cronk	Martin	Rogers	Bailey	Feeney	Lagow	Redding	Friend	Paige
11/12	Penn State	Jones	Westbrook	Cronk	Martin	Rogers	Bailey	Feeney	Lagow	Redding	Friend	Paige
11/19	at Michigan	Jones	Westbrook	Cronk	Martin	Rogers	Bailey	Feeney	Lagow	Redding	Friend	Paige
11/26	Purdue	Jones	Westbrook	Cronk	Martin	Rogers	Stepaniak	Feeney	Lagow	Redding	Friend	Paige
12/28	vs. Utah	Jones	Westbrook	Cronk	Martin	Rogers	Stepaniak	Feeney	Lagow	Redding	Friend	Paige

### DEFENSE

Date	Opponent	DE	DT	DT	DE	LB	LB	CB	S	S	CB	HUSKY
9/1	Florida International	Gooch	Hoff	Dougherty	Robinson	Oliver	Scales	Fant	Crawford	Fields	Bach	Ball
9/10	Ball State	Gooch	Hoff	Dougherty	Robinson	Oliver	Scales	Fant	Crawford	Fields	Bach	Ball
9/24	Wake Forest	Gooch	Hoff	Green III	Robinson	Oliver	Scales	Fant	Crawford	Fields	Bach	Ball
10/1	Michigan State	Gooch	Hoff	Green III	Dougherty	Oliver	Scales	Fant	Crawford	Fields	Bach	Ball
10/8	at Ohio State	Gooch	Hoff	Green III	Dougherty	Oliver	Scales	Fant	Crawford	Fields	Riggins	Ball
10/15	Nebraska	Gooch	Hoff	Green III	Dougherty	Oliver	Scales	Fant	Crawford	Fields	Riggins	Ball
10/22	at Northwestern	Gooch	Hoff	Green III	Dougherty	Oliver	Scales	Fant	Crawford	Fields	Riggins	Ball
10/29	Maryland	Gooch	Hoff	Dougherty	Robinson	Oliver	Scales	Fant	Crawford	Fields	Riggins	Ball
11/5	at Rutgers	Gooch	Hoff	Dougherty	Robinson	Oliver	Scales	Fant	Crawford	Fields	Riggins	Ball
11/12	Penn State	Gooch	Hoff	Robinson	Dougherty	Oliver	Scales	Fant	Crawford	Fields	Riggins	Ball
11/19	at Michigan	Gooch	Hoff	Green III	Dougherty	Oliver	Scales	Fant	Crawford	Fields	Riggins	Covington
11/26	Purdue	Gooch	Hoff	Robinson	Dougherty	Oliver	Scales	Fant	Crawford	Fields	Riggins	Ball
12/28	vs. Utah	Gooch	Hoff	Green III	Dougherty	Willis, Jr.	Scales	Fant	Crawford	Fields	Green	Ball



# 2016 IN REVIEW

## MISCELLANEOUS STATISTICS

### GAME OPENING POSSESSIONS

DATE	Opponent	INDIANA					OPPONENT				
		PTS.	PLAYS	YDS.	FD	TIME	PTS.	PLAYS	YDS.	FD	TIME
9/1	Florida International	0	6	31	2	2:10	3	12	64	3	5:20
9/10	Ball State	3	5	14	-	2:27	0	3	16	-	1:20
9/24	Wake Forest	7	1	75	1	0:13	0	6	15	1	2:55
10/1	Michigan State	0	6	24	1	2:45	0	14	52	4	6:54
10/8	at Ohio State	3	7	25	2	2:49	0	3	11	-	1:08
10/15	Nebraska	0	7	45	2	2:38	3	12	52	4	5:14
10/22	at Northwestern	0	3	3	-	1:37	7	11	70	5	3:30
10/29	Maryland	6	11	85	5	3:21	0	10	39	3	5:21
11/5	at Rutgers	7	4	71	2	1:20	0	4	16	1	2:18
11/12	Penn State	0	5	21	1	1:58	7	7	60	2	3:32
11/19	at Michigan	0	6	9	1	2:43	0	8	39	3	3:59
11/26	Purdue	0	3	3	-	0:42	7	1	1	-	0:10
12/28	vs. Utah	7	3	11	1	0:47	0	0	1	0	0:05

### SECOND HALF OPENING POSSESSIONS

DATE	Opponent	INDIANA					OPPONENT				
		PTS.	PLAYS	YDS.	FD	TIME	PTS.	PLAYS	YDS.	FD	TIME
9/1	Florida International	0	9	37	3	3:17	0	3	-1	-	1:25
9/10	Ball State	7	2	81	1	0:43	0	3	5	-	1:15
9/24	Wake Forest	0	4	17	1	0:57	0	4	22	1	1:14
10/1	Michigan State	0	11	65	3	3:42	0	3	0	-	1:48
10/8	at Ohio State	7	13	89	3	5:03	7	13	85	5	6:18
10/15	Nebraska	0	6	9	1	3:22	0	3	-1	-	1:29
10/22	at Northwestern	3	12	63	2	3:47	0	5	19	1	1:48
10/29	Maryland	0	4	18	1	1:24	0	9	36	3	4:15
11/5	at Rutgers	0	3	-8	-	0:57	7	4	21	1	1:05
11/12	Penn State	3	9	52	2	3:22	0	3	-4	-	0:56
11/19	at Michigan	0	4	0	0	1:07	3	9	26	2	4:13
11/26	Purdue	0	4	11	1	1:10	6	9	65	4	3:38
12/28	vs. Utah	0	4	25	2	0:41	0	4	21	1	2:00

### INDIANA THIRD DOWN, FOURTH DOWN & RED ZONE EFFICIENCY

#### Third Down and...

Date	Opponent	1	2	3	4	5	6	7	8	9	10+	Total	Fourth Down	Red Zone
9/1	Florida International	2-2	-	2-2	0-2	-	1-1	0-2	1-3	0-1	0-2	6-15	1-2	2-3
9/10	Ball State	-	1-3	0-1	-	0-1	-	0-1	1-2	0-1	0-4	2-13	0-2	2-2
9/24	Wake Forest	1-1	1-2	-	0-2	1-2	0-2	1-1	0-1	0-1	1-2	5-14	0-2	2-5
10/1	Michigan State	3-3	2-2	2-3	-	1-1	0-1	-	1-2	-	0-4	9-16	0-1	3-4
10/8	at Ohio State	0-1	1-1	-	1-2	0-1	2-2	1-1	0-1	0-1	1-7	6-17	0-2	3-4
10/15	Nebraska	1-1	1-2	2-2	0-1	0-1	0-1	0-1	0-1	-	1-5	5-15	0-2	2-2
10/22	at Northwestern	3-4	0-1	0-4	1-1	0-1	-	0-2	0-2	1-3	0-1	5-19	3-6	3-4
10/29	Maryland	2-3	1-1	0-1	-	1-3	-	1-1	2-2	-	2-3	9-14	0-1	6-8
11/5	at Rutgers	1-1	-	0-3	2-2	1-1	1-2	0-3	0-1	0-1	2-3	7-17	1-3	1-4
11/12	Penn State	0-1	-	-	0-1	2-2	1-2	0-3	1-1	-	4-7	8-17	0-2	3-4
11/19	at Michigan	1-2	1-1	0-2	-	-	0-1	1-2	1-1	-	1-6	5-15	0-0	2-2
11/26	Purdue	3-3	-	1-2	1-1	0-1	1-2	0-1	1-1	1-1	0-4	8-16	1-3	3-3
12/28	vs. Utah	1-1	1-1	-	-	2-2	1-2	0-1	-	1-2	1-7	7-16	1-1	3-4
	Totals	19-24	10-15	7-20	5-12	10-18	8-18	4-20	8-18	4-13	14-55	81-203	7-27	35-49

Third-and-Short (1-3 yds.): 36-59 (61.0%)

Third-and-Medium (4-7 yds.): 27-68 (39.7%)

Third-and-Long (8+ yds.): 26-86 (30.2%)

Indiana on Third Down: 81-203 (39.9%)

Indiana on Fourth Down: 7-27 (25.9%)

Indiana in the Red Zone: 35-49 (71.4%, 24 TDs, 11 FG)

### TIME OF POSSESSION

Date	Opponent	Score	Overall	1st Qtr	2nd Qtr	3rd Qtr	4th Qtr	1st Half	2nd Half
9/1	Florida International	34-13	33:20	7:53	8:03	9:29	7:55	15:56	17:24
9/10	Ball State	30-20	31:19	6:27	9:31	8:11	7:10	15:58	15:21
9/24	Wake Forest	28-33	26:07	5:58	10:17	4:43	5:09	16:15	9:52
10/1	Michigan State	24-21 (ot)	26:26	5:59	7:02	8:38	4:47	13:01	13:25
10/8	at Ohio State	17-38	27:02	6:43	8:46	6:07	5:26	15:29	11:33
10/15	Nebraska	22-27	27:04	5:57	9:09	8:14	3:44	15:06	11:58
10/22	at Northwestern	14-24	28:52	5:10	6:32	9:05	8:05	11:42	17:10
10/29	Maryland	42-36	27:45	8:18	7:38	5:18	6:31	15:56	11:49
11/5	at Rutgers	33-27	32:45	8:28	7:57	7:39	8:41	16:25	16:20
11/12	Penn State	31-45	26:21	5:54	6:02	9:12	5:13	11:56	14:25
11/19	at Michigan	10-20	25:39	5:10	8:29	7:43	4:17	13:39	12:00
11/26	Purdue	26-24	28:19	6:47	6:45	8:17	6:30	13:32	14:47
12/28	vs. Utah	24-26	24:37	5:45	6:01	4:53	7:58	11:46	12:51



# 2016 IN REVIEW

## SCORING DRIVES

Opponent	Qtr.	Plays	Yards	TOP	Scoring Play	Obtained
Florida International	1	-	-	-	Safety	-
Florida International	1	10	50	3:29	Griffin Oakes 22-yard field goal	Kickoff
Florida International	2	-	-	-	Rashard Fant 34-yard interception return	Interception
Florida International	4	5	74	2:13	Danny Friend 21-yard pass from Richard Lagow	Kickoff
Florida International	4	9	80	4:07	Richard Lagow 6-yard rush	Punt
Florida International	4	-	-	-	Tegray Scales 16-yard interception return	Interception
Ball State	1	5	14	2:27	Griffin Oakes 29-yard field goal	Fumble
Ball State	1	4	66	1:17	Nick Westbrook 43-yard pass from Richard Lagow	Punt
Ball State	2	6	86	1:49	Luke Timian 10-yard pass from Richard Lagow	Punt
Ball State	2	9	33	3:35	Griffin Oakes 49-yard field goal	Interception
Ball State	3	2	81	0:43	Nick Westbrook 79-yard pass from Richard Lagow	Kickoff
Ball State	3	7	38	2:33	Griffin Oakes 41-yard field goal	Punt
Wake Forest	1	1	75	0:13	Nick Westbrook 75-yard pass from Richard Lagow	Kickoff
Wake Forest	3	2	75	0:33	Nick Westbrook 10-yard pass from Richard Lagow	Kickoff
Wake Forest	3	4	65	1:43	Tyler Natee 1-yard rush	Kickoff
Wake Forest	4	4	73	0:35	Donavan Hale 49-yard pass from Richard Lagow	Punt
Michigan State	3	7	75	3:08	Richard Lagow 5-yard pass from Mitchell Paige	Kickoff
Michigan State	4	8	90	3:03	Ricky Jones 22-yard pass from Richard Lagow	Punt
Michigan State	4	5	70	1:44	Mitchell Paige 15-yard pass from Richard Lagow	Punt
Michigan State	OT	6	22	-	Griffin Oakes 20-yard field goal	Missed Field Goal
Ohio State	1	7	25	2:43	Griffin Oakes 22-yard field goal	Fumble
Ohio State	2	7	65	2:29	Mitchell Paige 18-yard from Richard Lagow	Kickoff
Ohio State	3	13	89	4:53	Danny Friend 7-yard pass from Richard Lagow	Kickoff
Nebraska	2	-	-	-	Team 9-yard safety	Safety
Nebraska	2	12	57	5:06	Griffin Oakes 36-yard field goal	Kickoff
Nebraska	2	4	0	0:34	Griffin Oakes 45-yard field goal	Interception
Nebraska	3	2	33	0:09	Devine Redding 33-yard rush	Punt
Nebraska	4	5	75	1:31	Devine Redding 4-yard pass from Richard Lagow	Kickoff
Northwestern	1	9	50	2:17	Griffin Oakes 21-yard field goal	Punt
Northwestern	3	12	63	3:41	Griffin Oakes 30-yard field goal	Kickoff
Northwestern	3	11	88	3:32	Nick Westbrook 3-yard rush	Punt
Northwestern	4	-	-	-	Safety	Safety
Maryland	1	11	85	3:21	Zander Diamont 11-yard rush	Punt
Maryland	1	10	91	3:56	Devine Redding 1-yard rush	Interception
Maryland	2	13	82	4:10	Griffin Oakes 20-yard field goal	Kickoff
Maryland	3	10	87	2:43	Richard Lagow 5-yard rush	Punt
Maryland	3	5	75	1:11	Mitchell Paige 15-yard rush	Kickoff
Maryland	4	2	9	0:27	Tyler Natee 2-yard rush	Fumble
Maryland	4	6	75	3:02	Zander Diamont 52-yard rush	Kickoff
Rutgers	1	4	71	1:20	Zander Diamont 59-yard rush	Punt
Rutgers	1	5	85	1:04	Ricky Jones 36-yard pass from Richard Lagow	Kickoff
Rutgers	3	3	58	0:53	Camion Patrick 40-yard pass from Richard Lagow	Punt
Rutgers	3	2	53	0:22	Devine Redding 34-yard pass from Richard Lagow	Punt
Rutgers	4	9	48	4:38	Devine Redding 10-yard rush	Punt

-continued on next page-



# 2016 IN REVIEW

<b>Opponent</b>	<b>Qtr.</b>	<b>Plays</b>	<b>Yards</b>	<b>TOP</b>	<b>Scoring Play</b>	<b>Obtained</b>
Penn State	2	8	60	2:40	Ricky Jones 5-yard pass from Richard Lagow	Punt
Penn State	2	5	32	1:05	Devine Redding 12-yard rush	Interception
Penn State	3	9	52	3:22	Griffin Oakes 47-yard field goal	Kickoff
Penn State	3	5	74	1:41	Devine Redding 6-yard rush	Punt
Penn State	4	7	75	1:17	Nick Westbrook 40-yard pass from Richard Lagow	Kickoff
Michigan	2	11	75	4:29	Camion Patrick 2-yard rush	Kickoff
Michigan	3	11	68	4:19	Griffin Oakes 24-yard field goal	Kickoff
Purdue	1	5	68	1:25	Mitchell Paige 27-yard pass from Richard Lagow	Kickoff
Purdue	1	10	80	4:07	Zander Diamont 1-yard rush	Punt
Purdue	2	6	18	1:57	Griffin Oakes 29-yard field goal	Interception
Purdue	4	10	28	4:24	Griffin Oakes 46-yard field goal	Punt
Purdue	4	11	61	4:41	Devine Redding 1-yard rush	Punt
Utah	1	3	11	0:47	Mitchell Paige 7-yard pass from Richard Lagow	Fumble
Utah	2	5	54	1:18	Griffin Oakes 24-yard field goal	Punt
Utah	2	8	64	2:35	Nick Westbrook 36-yard pass from Zander Diamont	Punt
Utah	4	11	60	2:50	Devine Redding 3-yard run	Fumble





# 2016 IN REVIEW

## 20-PLUS YARD PLAYS

### Opponent

### Play

Florida International.....	Devonte Williams 24-yard kickoff return
Florida International.....	Mike Majette 26-yard pass from Richard Lagow
<b>Florida International.....</b>	<b>Rashard Fant 34-yard interception return</b>
Florida International.....	Luke Timian 23-yard pass from Richard Lagow
Florida International.....	Devonte Williams 26-yard kickoff return
Florida International.....	Mitchell Paige 28-yard pass from Richard Lagow
<b>Florida International.....</b>	<b>Danny Friend 21-yard pass form Richard Lagow</b>
Florida International.....	Mike Majette 28-yard pass from Richard Lagow
<b>Ball State.....</b>	<b>Nick Westbrook 43-yard pass from Richard Lagow</b>
Ball State.....	Mike Majette 48-yard rush
Ball State.....	Mitchell Paige 21-yard pass Richard Lagow
<b>Ball State.....</b>	<b>Nick Westbrook 79-yard pass from Richard Lagow</b>
Ball State.....	Devine Redding 28-yard rush
Ball State.....	Cole Gest 24-yard kickoff return
Ball State.....	Cole Gest 23-yard kickoff return
<b>Wake Forest.....</b>	<b>Nick Westbrook 75-yard pass from Richard Lagow</b>
Wake Forest.....	Rashard Fant 26-yard punt return
Wake Forest.....	Cole Gest 24-yard kickoff return
Wake Forest.....	Ricky Jones 24-yard pass from Richard Lagow
Wake Forest.....	Ricky Jones 20-yard pass from Richard Lagow
Wake Forest.....	Nick Westbrook 20-yard pass from Richard Lagow
Wake Forest.....	Ricky Jones 65-yard pass from Richard Lagow
Wake Forest.....	Devonte Williams 35-yard kickoff return
Wake Forest.....	Ricky Jones 50-yard pass from Richard Lagow
Wake Forest.....	Devonte Williams 21-yard kickoff return
Wake Forest.....	Ricky Jones 21-yard pass from Richard Lagow
<b>Wake Forest.....</b>	<b>Donavan Hale 49-yard pass from Richard Lagow</b>
Michigan State.....	Devonte Williams 32-yard kickoff return
Michigan State.....	Ricky Jones 22-yard pass from Richard Lagow
Michigan State.....	Devonte Williams 33-yard kickoff return
Michigan State.....	Nick Westbrook 22-yard pass from Richard Lagow
Michigan State.....	Devonte Williams 25-yard kickoff return
Michigan State.....	Ricky Jones 57-yard pass from Richard Lagow
Michigan State.....	Luke Timian 40-yard pass from Richard Lagow
<b>Michigan State.....</b>	<b>Ricky Jones 22-yard pass from Richard Lagow</b>
Michigan State.....	Devine Redding 36-yard rush
Ohio State.....	Devonte Williams 36-yard kickoff return
Ohio State.....	Mitchell Paige 21-yard pass from Richard Lagow
Ohio State.....	Nick Westbrook 50-yard pass from Richard Lagow
Ohio State.....	Ricky Jones 32-yard pass from Richard Lagow
Nebraska.....	Ricky Jones 22-yard pass from Richard Lagow
Nebraska.....	Devonte Williams 21-yard kickoff return
Nebraska.....	Devonte Williams 21-yard kickoff return
Nebraska.....	Mitchell Paige 24-yard pass from Richard Lagow
Nebraska.....	Ricky Jones 36-yard pass from Richard Lagow
<b>Nebraska.....</b>	<b>Devine Redding 33-yard rush</b>

-continued on next page-



# 2016 IN REVIEW

## Opponent

## Play

Northwestern	Devonte Williams 21-yard kickoff return
Northwestern	Devonte Williams 23-yard kickoff return
Northwestern	Nick Westbrook 33-yard pass from Richard Lagow
Northwestern	Devonte Williams 24-yard rush
Maryland	Devine Redding 25-yard rush
Maryland	Tyler Natee 21-yard rush
Maryland	Tyler Natee 22-yard rush
Maryland	Devonte Williams 22-yard kickoff return
Maryland	Devonte Williams 20-yard kickoff return
Maryland	Ricky Jones 33-yard pass from Richard Lagow
Maryland	Ricky Jones 29-yard pass from Zander Diamont
Maryland	Mike Majette 27-yard rush
<b>Maryland</b>	<b>Zander Diamont 52-yard rush</b>
<b>Rutgers</b>	<b>Zander Diamont 59-yard rush</b>
Rutgers	Nick Westbrook 41-yard pass from Richard Lagow
<b>Rutgers</b>	<b>Ricky Jones 36-yard pass from Richard Lagow</b>
Rutgers	Nick Westbrook 22-yard pass from Richard Lagow
Rutgers	Mitchell Paige 42-yard pass from Richard Lagow
Rutgers	Mitchell Paige 26-yard pass from Zander Diamont
Rutgers	Devonte Williams 26-yard kick return
<b>Rutgers</b>	<b>Camion Patrick 40-yard pass from Richard Lagow</b>
Rutgers	Donavan Hale 32-yard pass from Richard Lagow
<b>Rutgers</b>	<b>Devine Redding 34-yard pass from Richard Lagow</b>
Penn State	Donavan Hale 27-yard pass from Richard Lagow
Penn State	Luke Timian 24-yard pass from Richard Lagow
Penn State	Nick Westbrook 34-yard pass from Richard Lagow
Penn State	Camion Patrick 52-yard pass from Zander Diamont
Penn State	Camion Patrick 22-yard pass from Richard Lagow
<b>Penn State</b>	<b>Nick Westbrook 40-yard pass from Richard Lagow</b>
Penn State	Devonte Williams 21-yard kick return
Michigan	Nick Westbrook 37-yard pass form Richard Lagow
Michigan	Luke Timian 31-yard pass form Richard Lagow
Michigan	Nick Westbrook 22-yard pass form Richard Lagow
Purdue	Devine Redding 28-yard rush
<b>Purdue</b>	<b>Mitchell Paige 27-yard pass from Richard Lagow</b>
Purdue	Nick Westbrook 44-yard pass from Richard Lagow
Utah	Devonte Williams 23-yard kick return
Utah	Ricky Brookins 20-yard rush
Utah	Devonte Williams 21-yard kick return
Utah	Ricky Jones 53-yard pass from Richard Lagow
<b>Utah</b>	<b>Nick Westbrook 36-yard pass from Zander Diamont</b>
Utah	Devonte Williams 29-yard kick return
Utah	Ian Thomas 20-yard pass from Richard Lagow

-touchdowns in bold

## 20-YARD PLAY BREAKDOWN

Passing	Rushing	Kickoff Return	Punt Return	Interception Return	Fumble Return
46 (5)	13 (3)	22	1	1 (1)	-

-touchdowns in ()



# 2016 IN REVIEW

## GAME 1 INDIANA 34, FLORIDA INTERNATIONAL 13 SEPTEMBER 1, 2016

Score by Quarters	1	2	3	4	Final
Indiana	5	7	0	22	34
Florida International	3	7	3	0	13

1st 9:40 FIU - Taylor, Austin 24 yd field goal, 12-64 5:20  
6:46 IND - TEAM safety  
3:17 IND - Oakes, Griffin 22 yd field goal, 10-50 3:29  
2nd 13:00 IND - Fant, Rashard 34 yd interception return (Oakes, Griffin kick)  
10:04 FIU - Gardner, Alex 1 yd run (Taylor, Austin kick), 7-56 2:56  
3rd 0:08 FIU - Taylor, Austin 29 yd field goal, 6-63 1:48  
4th 12:55 IND - Friend, Danny 21 yd pass from Lagow, Richard (Jones rush), 5-74 2:13  
6:54 IND - Lagow, Richard 6 yd run (Oakes, Griffin kick), 9-80 4:07  
3:57 IND - Scales, Tegrity 16 yd interception return (Oakes, Griffin kick)

	IND	FIU
FIRST DOWNS	34	13
RUSHES-YARDS (NET)	52-246	21-63
PASSING YDS (NET)	240	268
Passes Att-Comp-Int	28-18-0	47-24-3
TOTAL OFFENSE PLAYS-YARDS	80-486	68-331
Fumble Returns-Yards	-	-
Punt Returns-Yards	-	1-7
Kickoff Returns-Yards	5-101	3-59
Interception Returns-Yards	3-50	-
Punts (Number-Avg)	5-36.8	6-41.3
Fumbles-Lost	2-1	-
Penalties-Yards	9-74	6-36
Possession Time	33:20	26:40
Third-Down Conversions	6 of 15	4 of 14
Fourth-Down Conversions	1 of 2	1 of 2
Red-Zone Scores-Chances	2-3	3-3
Sacks By: Number-Yards	1-7	2-15

RUSHING: **Indiana** - Redding 22-135; Majette 10-47; Williams 8-31; Gest 6-17; Paige 1-11; Rodriguez 1-5; Lagow 4-0. **Florida International** - Gaiter 1-27; Gardner 10-23; Smith 1-5; McGough 7-5; Jones 2-3.

PASSING (A-C-I-Y): **Indiana** - Lagow 18-27-0-240; Paige 0-1-0-0. **Florida International** - McGough 23-46-3-263; Alexander 1-1-0-5.

RECEIVING: **Indiana** - Westbrook 6-70; Majette 2-54; Timian 2-32; Paige 2-29; Friend 2-27; Jones 2-9; Hale 1-18; Williams 1-1. **Florida International** - Smith 8-83; Gardner 7-70; Thomas 3-91; Gaiter 3-9; Jones 2-7; Owens 1-8.

INTERCEPTIONS: **Indiana** - Fant 1-34; Scales 1-16; Bach 1-0. **Florida International** - none.

FUMBLES: **Indiana** - Gest 1-0; Redding 1-1. **Florida International** - none.

SACKS (UA-A): **Indiana** - Sykes 1-0. **Florida International** - Williams 1-0; Silva 1-0.

TACKLES (UA-A): **Indiana** - Crawford 5-2; Oliver 2-3; Ball 1-4; Scales 4-0; Hoff 3-0; Covington 2-1; Stringer 2-1; Willis 1-2; Bryant 2-0; Cook 1-1; Walker 1-1; Fant 1-0; Williams 1-0; Bach 1-0; Fields 1-0; Riggins 1-0; Fletcher 1-0; Sykes 1-0; Barwick 1-0; Robinson 1-0; Bowen 1-0; Gooch 0-1. **Florida International** - Williams 9-4; Wint 7-5; Gonzalez 9-1; Salisbury 5-0; Wilson 3-2; Washington 2-3; Albury 2-3; Colimon 3-1; Spence 3-1; Hines 3-1; Lubin 3-1; Silva 2-2; Cheeks 2-0; Brown 1-1; Russ 1-0; West 1-0; Lewis 0-1.

## GAME 2 INDIANA 30, BALL STATE 20 SEPTEMBER 10, 2016

Score by Quarters	1	2	3	4	Final
Ball State	0	0	3	17	20
Indiana	10	10	10	0	30

1st 11:13 IND - Oakes, Griffin 29 yd field goal, 5-14 2:27  
8:23 IND - Westbrook, Nick 43 yd pass from Lagow (Oakes kick), 4-66 1:17  
2nd 3:42 IND - Timian, Luke 10 yd pass from Lagow, Richard (Oakes kick), 6-86 1:49  
0:00 IND - Oakes, Griffin 49 yd field goal, 9-33 3:35  
3rd 14:17 IND - Westbrook, Nick 79 yd pass from Lagow (Oakes kick), 2-81 0:43  
10:29 IND - Oakes, Griffin 41 yd field goal, 7-38 2:33  
3:37 BALL - HAGEE, Morgan 22 yd field goal, 10-79 2:59  
4th 13:46 BALL - HAGEE, Morgan 38 yd field goal, 7-63 2:25  
12:53 BALL - DUNNER, Malik 3 yd blocked punt return (HAGEE, Morgan kick)  
3:06 BALL - HOGUE, Jordan 5 yd pass from NEAL, Riley (HAGEE kick), 13-78 6:02

	BALL	IND
FIRST DOWNS	18	19
RUSHES-YARDS (NET)	38-140	45-187
PASSING YDS (NET)	231	266
Passes Att-Comp-Int	30-15-1	27-17-0
TOTAL OFFENSE PLAYS-YARDS	68-371	72-453
Fumble Returns-Yards	-	-
Punt Returns-Yards	4-25	3-18
Kickoff Returns-Yards	2-34	4-87
Interception Returns-Yards	-	1-0
Punts (Number-Avg)	5-39.0	6-33.5
Fumbles-Lost	3-2	1-0
Penalties-Yards	4-25	8-69
Possession Time	28:41	31:19
Third-Down Conversions	6 of 16	2 of 13
Fourth-Down Conversions	1 of 2	0 of 2
Red-Zone Scores-Chances	2-3	2-2
Sacks By: Number-Yards	4-21	2-13

RUSHING: **Ball State** - Gilbert 12-54; Dunner 7-39; Green 11-33; Mabon 1-8; Williamson 1-7; Neal 6-11. **Indiana** - Redding 26-110; Majette 6-57; Williams 7-32; Gest 1-8; Lagow 5-20.

PASSING (A-C-I-Y): **Ball State** - Neal 15-30-1-231. **Indiana** - Lagow 17-27-0-266.

RECEIVING: **Ball State** - Mabon 5-84; Hogue 3-53; Lacanaria 3-48; Green 2-25; Brunner 2-21. **Indiana** - Paige 6-76; Westbrook 3-133; Timian 3-25; Friend 1-13; Jones 1-9; Redding 1-8; Gest 1-2; Brookins 1-0.

INTERCEPTIONS: **Ball State** - none. **Indiana** - Ball 1-0.

FUMBLES: **Ball State** - Neal 1-0; Gilbert 1-1; Lacanaria 1-1. **Indiana** - Timian 1-0.

SACKS (UA-A): **Ball State** - Hester 1-0; Whitman 1-0; Winbush 2-0. **Indiana** - Green 1-0; Riggins 1-0.

TACKLES (UA-A): **Ball State** - Taylor 9-4; Ryan 5-3; Wiggins 5-3; Hester 5-2; Whitaker 3-2; Miller 3-1; Thurmon 3-1; McNulty 3-0; Whitman 2-1; Singleton 2-1; Stanley 2-0; Williamson 2-0; Larsen 2-0; Winbush 2-0; Jackson 1-1; Walton 1-1; Gilbert 1-0; Hall 1-0; Traub 1-0; Posley 0-1; Willis 0-1; McGee 0-1; Reece 0-1. **Indiana** - Ball 8-0; Oliver 6-2; Dutra 4-2; Scales 4-1; Willis 4-1; Crawford 3-2; Fields 3-1; Fletcher 3-1; Green 2-1; Walker 2-1; Riggins 2-0; Williams 2-0; Covington 1-1; Sykes 1-0; Fant 1-0; Jones 1-0; Bach 1-0; Rodriguez 1-0.



# 2016 IN REVIEW

## GAME 3 WAKE FOREST 33, INDIANA 28 SEPTEMBER 24, 2016

Score by Quarters	1	2	3	4	Final
Wake Forest	7	14	6	6	33
Indiana	7	0	14	7	28

1st	14:47	IND - Westbrook, Nick 75 yd pass from Lagow (Oakes kick), 1-75 0:13
	2:56	WF - John Wolford 4 yd run (Mike Weaver kick), 12-61 4:42
2nd	9:35	WF - Jessie Bates 55 yd interception return (Weaver kick)
	0:58	WF - Chuck Wade 26 yd pass from John Wolford (Weaver kick), 6-90 1:58
3rd	11:12	WF - Mike Weaver 46 yd field goal, 5-15 1:37
	10:39	IND - Westbrook, Nick 10 yd pass from Lagow (Oakes kick), 2-75 0:33
	2:22	WF - Mike Weaver 30 yd field goal, 8-54 3:24
	0:39	IND - Natee, Tyler 1 yd run (Oakes, Griffin kick), 4-65 1:43
4th	9:59	WF - John Wolford 11 yd run (John Wolford pass failed), 12-75 5:40
	0:11	IND - Hale, Donovan 49 yd pass from Lagow (Oakes kick), 4-73 0:35, 14-86 4:19

	WF	IND
FIRST DOWNS	21	25
RUSHES-YARDS (NET)	50-180	32-115
PASSING YDS (NET)	172	496
Passes Att-Comp-Int	29-16-0	47-28-5
TOTAL OFFENSE PLAYS-YARDS	79-352	79-611
Fumble Returns-Yards	-	-
Punt Returns-Yards	2-2	3-37
Kickoff Returns-Yards	-	4-98
Interception Returns-Yards	5-100	-
Punts (Number-Avg)	9-40.3	3-42.0
Fumbles-Lost	-	-
Penalties-Yards	5-40	9-84
Possession Time	33:53	26:07
Third-Down Conversions	8 of 20	5 of 14
Fourth-Down Conversions	1 of 1	0 of 2
Red-Zone Scores-Chances	3-3	2-5
Sacks By: Number-Yards	2-12	2-6

RUSHING: **Wake Forest** - Colburn 29-103; Wolford 14-61; Bell 6-17; Team 1-11; **Indiana** - Redding 16-68; Gest 3-22; Williams 4-16; Majette 3-13; Natee 3-4; Lagow 3-8).

PASSING (A-C-I-Y): **Wake Forest** - Wolford 29-16-0-172. **Indiana** - Lagow 47-28-5-496.

RECEIVING: **Wake Forest** - Wade 6-59; Hines 3-52; Colburn 3-28; Bachman 1-14; Lewis 1-12; Serigne 1-7; Bell 1-0. **Indiana** - Jones 8-208; Paige 7-64; Westbrook 6-129; Redding 3-24; Hale 1-49; Timian 1-8; Friend 1-7; Majette 1-7.

INTERCEPTIONS: **Wake Forest** - Bates 2-94; Janvion 1-0; Watson 1-0; Dawson 1-6. **Indiana** - none.

FUMBLES: **Wake Forest** - none. **Indiana** - none.

SACKS (UA-A): **Wake Forest** - Williams 1-0; Jackson 1-0. **Indiana** - Scales 2-0.

TACKLES (UA-A): **Wake Forest** - Bates 7-1; Watson 6-1; Janvion 5-1; Brown 4-1; Dunn 2-2; Lee 2-2; Banks 3-0; Henderson 3-0; Strnad 3-0; Williams 3-0; Okonye 3-0; Black 2-1; Jackson 2-0; Ejofofor 1-1; Yarbarly 1-0; Redd 1-0; Wortham 1-0; Basseyy 1-0; Calhoun 0-1. **Indiana** - Scales 9-4; Ball 7-2; Oliver 5-4; Crawford 4-3; Fields 2-3; Hoff 2-3; Fant 2-1; Green III 2-1; Robinson 1-2; Dutra 2-0; Sykes 2-0; Fletcher 2-0; Gooch 1-1; Dougherty 1-1; Bailey 1-0; Westbrook 1-0; Paige 1-0; Riggins 1-0; Bach 1-0; Walker 1-0; Bowen 1-0; Gedeon 1-0; Covington 0-1; Jones 0-1; Wilson 0-1.

## GAME 4 INDIANA 24, MICHIGAN STATE 21 (OT) OCTOBER 1, 2016

Score by Quarters	1	2	3	4	OT	Score
Michigan State	7	0	7	7	0	21
Indiana	0	0	7	14	3	24

1st	4:39	MSU - Shelton, R.J. 86 yd pass from O'Connor (Geiger kick), 2-87 0:42
3rd	4:00	MSU - Williams, Delton 24 yd pass from O'Connor (Geiger kick), 7-77 3:42
	0:52	IND - Lagow, Richard 5 yd pass from Paige (Oakes kick), 7-75 3:08
4th	8:23	IND - Jones, Ricky 22 yd pass from Lagow (Oakes kick), 8-90 3:03
	4:38	IND - Paige, Mitchell 15 yd pass from Lagow (Oakes kick), 5-70 1:44
	0:11	MSU - Price, Josiah 2 yd pass from O'Connor (Geiger kick), 13-75 4:27
OT	-	IND - Oakes, Griffin 20 yd field goal, 6-22 0:00

	MSU	IND
FIRST DOWNS	21	24
RUSHES-YARDS (NET)	41-175	39-156
PASSING YDS (NET)	263	281
Passes Att-Comp-Int	35-21-0	28-17-1
TOTAL OFFENSE PLAYS-YARDS	76-438	67-437
Fumble Returns-Yards	-	-
Punt Returns-Yards	1-1	2-31
Kickoff Returns-Yards	1-23	3-90
Interception Returns-Yards	1-0	-
Punts (Number-Avg)	5-39.4	3-38.7
Fumbles-Lost	2-1	1-0
Penalties-Yards	11-98	7-60
Possession Time	33:34	26:26
Third-Down Conversions	4 of 15	9 of 16
Fourth-Down Conversions	2 of 2	0 of 1
Red-Zone Scores-Chances	1-1	3-4
Sacks By: Number-Yards	0-0	2-9

RUSHING: **Michigan State** - Holmes 9-51; London 7-39; Scott 11-38; O'Connor 11-36; Shelton 1-18; Line 1-0; TEAM 1-7. **Indiana** - Redding 19-100; Natee 10-38; Williams 5-13; Majette 4-10; TEAM 1-5).

PASSING (A-C-I-Y): **Michigan State** - O'Connor 35-21-0-263. **Indiana** - Lagow 26-16-1-276; Paige 1-1-0-5; Natee 1-0-0-0.

RECEIVING: **Michigan State** - Shelton 7-141; Corley 4-35; Price 4-18; Madaris 3-33; Williams 1-24; Davis 1-11; Holmes 1-1. **Indiana** - Jones 5-124; Timian 3-52; Paige 3-48; Westbrook 3-38; Redding 2-14; Lagow 1-5.

INTERCEPTIONS: **Michigan State** - Copeland 1-0. **Indiana** - none.

FUMBLES: **Michigan State** - O'Connor 1-0; TEAM 1-1. **Indiana** - Redding 1-0.

SACKS (UA-A): **Michigan State** - none. **Indiana** - Hoff 1-0; Dougherty 1-0.

TACKLES (UA-A): **Michigan State** - Dowell 6-2; Frey 6-2; Jones 5-0; McDowell 4-1; Williams 2-3; Nicholson 2-3; Copeland 3-1; Cox 2-2; Jones 3-0; Hicks 3-0; Williams 1-2; Cooper 1-2; Panasuk 2-0; Bullough 1-1; Holmes 1-0; Miller 1-0; Willis 1-0; King 0-1. **Indiana** - Scales 8-5; Oliver 7-0; Dutra 5-2; Ball 5-0; Riggins 5-0; Fields 5-0; Hoff 3-2; Covington 1-3; Gooch 1-2; Dougherty 2-0; Sykes 2-0; Fant 2-0; Crawford 1-1; Barwick 1-1; Green III 0-2; Wilson 1-0; Fletcher 1-0.



# 2016 IN REVIEW

## GAME 5 OHIO STATE 38, INDIANA 17 OCTOBER 8, 2016

Score by Quarters	1	2	3	4	Final
Indiana	3	7	7	0	17
Ohio State	3	21	7	7	38

- 1st 11:09 IND - Oakes, Griffin 22 yd field goal, 7-25 2:43  
6:31 OSU - Durbin, Tyler 37 yd field goal, 10-51 4:32
- 2nd 10:47 OSU - Weber, Mike 9 yd run (Durbin, Tyler kick), 2-9 0:41  
3:32 OSU - Samuel, Curtis 5 yd run (Durbin, Tyler kick), 5-73 2:07  
1:03 IND - Paige, Mitchell 18 yd pass from Lagow (Oakes kick), 7-65 2:29  
0:30 OSU - Barrett, J.T. 5 yd run (Durbin, Tyler kick), 2-6 0:20
- 3rd 9:59 IND - Friend, Danny 7 yd pass from Lagow (Oakes kick), 13-89 4:53  
3:38 OSU - Weber, Mike 1 yd run (Durbin, Tyler kick), 13-85 6:11
- 4th 3:51 OSU - Wilson, Dontre 37 yd pass from Barrett, J.T. (Durbin kick), 4-33 1:24

	IND	OSU
FIRST DOWNS	14	18
RUSHES-YARDS (NET)	40-99	50-290
PASSING YDS (NET)	182	93
Passes Att-Comp-Int	28-14-1	21-9-1
TOTAL OFFENSE PLAYS-YARDS	68-281	71-383
Fumble Returns-Yards	-	-
Punt Returns-Yards	-	1-3
Kickoff Returns-Yards	5-91	4-149
Interception Returns-Yards	1-31	1-47
Punts (Number-Avg)	7-40.6	6-49.2
Fumbles-Lost	2-1	2-1
Penalties-Yards	5-40	9-93
Possession Time	27:02	32:58
Third-Down Conversions	6 of 17	5 of 14
Fourth-Down Conversions	0 of 2	1 of 1
Red-Zone Scores-Chances	3-4	5-6
Sacks By: Number-Yards	1-1	1-2

RUSHING: **Indiana** - Redding 22-78; Natee 8-20; Majette 6-4; Williams 1-0; Lagow 3-33.  
**Ohio State** - Barrett 26-137; Samuel 9-82; Weber 15-71.

PASSING (A-C-I-Y): **Indiana** - Lagow 28-14-1-182. **Ohio State** - Barrett 21-9-1-93.

RECEIVING: **Indiana** - Paige 4-44; Westbrook 2-67; Jones 2-40; Majette 2-16; Friend 2-12; Williams 1-2; Hale 1-1. **Ohio State** - Wilson 3-42; Weber 3-10; Brown 2-16; Baugh 1-25.

INTERCEPTIONS: **Indiana** - Riggins 1-31. **Ohio State** - Hooker 1-47.

FUMBLES: **Indiana** - Redding 1-0; Lagow 1-1. **Ohio State** - Samuel 1-0; Barrett 1-1.

SACKS (UA-A): **Indiana** - Hoff 1-0. **Ohio State** - Lewis 1-0.

TACKLES (UA-A): **Indiana** - Scales 7-3; Fields 4-4; Oliver 6-1; Crawford 1-6; Green III 3-3; Covington 4-1; Ball 4-1; Dutra 3-2; Riggins 3-0; McCray 0-3; Gooch 0-3; Hoff 2-0; Fant 1-1; Barwick 1-1; Sykes 1-0; Meminger 0-1; Fletcher 0-1; Willis 0-1. **Ohio State** - Baker 7-4; Jones 4-3; Lattimore 5-1; McMillan 3-3; Lewis 5-0; Webb 3-2; Hooker 3-1; Bosa 1-3; Landers 2-1; Holmes 2-1; Hubbard 1-1; Hill 0-2; Worley 0-2; Fuller 1-0; Campbell 1-0; Arnette 1-0; Burger 1-0; Harrison 1-0; Ward 1-0; McLaurin 1-0; Norwood 1-0.

## GAME 6 NEBRASKA 27, INDIANA 22 OCTOBER 15, 2016

Score by Quarters	1	2	3	4	Final
Nebraska	17	0	0	10	27
Indiana	0	8	7	7	22

- 1st 9:46 NEB - Brown, Drew 40 yd field goal, 12-52 5:14  
4:47 NEB - Newby, Terrell 4 yd run (Brown, Drew kick), 6-64 2:21  
4:33 NEB - Jones, Chris 33 yd interception return (Brown, Drew kick)
- 2nd 12:29 IND - TEAM safety  
7:23 IND - Oakes, Griffin 36 yd field goal, 12-57 5:06  
1:18 IND - Oakes, Griffin 45 yd field goal, 4-0 0:34
- 3rd 0:00 IND - Redding, Devine 33 yd run (Oakes, Griffin kick), 2-33 0:09
- 4th 9:57 NEB - Morgan Jr., 72 yd pass from Armstrong (Brown kick), 5-85 2:15  
8:26 IND - Redding, Devine 4 yd pass from Lagow (Oakes kick), 5-75 1:31  
0:45 NEB - Brown, Drew 39 yd field goal, 15-60 7:41

	NEB	IND
FIRST DOWNS	17	18
RUSHES-YARDS (NET)	45-152	30-88
PASSING YDS (NET)	208	245
Passes Att-Comp-Int	26-10-2	39-24-2
TOTAL OFFENSE PLAYS-YARDS	71-360	69-333
Fumble Returns-Yards	-	-
Punt Returns-Yards	4-25	2-48
Kickoff Returns-Yards	3-62	4-76
Interception Returns-Yards	2-29	2-4
Punts (Number-Avg)	6-31.5	6-40.3
Fumbles-Lost	-	-
Penalties-Yards	9-53	1-10
Possession Time	32:56	27:04
Third-Down Conversions	5 of 15	5 of 15
Fourth-Down Conversions	1 of 1	0 of 2
Red-Zone Scores-Chances	2-2	2-2
Sacks By: Number-Yards	3-24	1-13

RUSHING: **Nebraska** - Newby 22-102; Armstrong 11-36; Reilly 3-7; Pierson-El 2-6; Ozigbo 1-2; Bryant 5-1; TEAM 1-2. **Indiana** - Redding 11-57; Diamont 8-31; Williams 4-10; Paige 1-7; Majette 3-5; Natee 1-11; Lagow 2-21.

PASSING (A-C-I-Y): **Nebraska** - Armstrong 26-10-2-208. **Indiana** - Lagow 32-19-2-196; Diamont 7-5-0-49.

RECEIVING: **Nebraska** - Morgan 3-93; Cotton 3-37; Reilly 2-60; Reimers 1-17; Newby 1-1. **Indiana** - Paige 9-101; Jones 6-76; Williams 2-18; Redding 2-5; Hale 1-18; Timian 1-11; Thornton III 1-11; Friend 1-6; Majette 1-11.

INTERCEPTIONS: **Nebraska** - Jones 1-33; Williams 1-44. **Indiana** - Crawford 1-4; Fields 1-0.

FUMBLES: **Nebraska** - none. **Indiana** - none.

SACKS (UA-A): **Nebraska** - Young 1-0; Williams 1-0; Newby 1-0. **Indiana** - Oliver 1-0.

TACKLES (UA-A): **Nebraska** - Banderas 8-3; Williams 10-0; Gerry 6-2; Kalu 7-0; Young 3-1; Maurice 3-1; Rose-Ivey 1-3; Jones 2-0; Williams 2-0; Dzuris 2-0; Lightbourn 1-0; Akinmoladun 1-0; Newby 1-0; Domann 1-0; Simpson 1-0; Hahn 1-0; McNitt 1-0; Davis 1-0. **Indiana** - Scales 8-4; Oliver 2-6; Fields 7-0; Crawford 5-2; Ball 5-1; Green III 4-2; Dutra 4-1; Covington 2-0; Dougherty 2-0; Riggins 2-0; Hale 2-0; Robinson 1-0; Fant 1-0; Gooch 1-0; Fletcher 1-0; Barwick 1-0; Gedeon 1-0; Sykes 1-0; Hoff 0-1; Walker 0-1.



# 2016 IN REVIEW

## GAME 7 NORTHWESTERN 24, INDIANA 14 OCTOBER 22, 2016

Score by Quarters	1	2	3	4	Final
Indiana	3	0	9	2	14
Northwestern	14	10	0	0	24

1st	11:37	NU - Vault, Solomon 17 yd pass from Thorson (Mitchell kick), 11-70 3:23
	8:39	NU - Carr, Austin 34 yd pass from Thorson (Mitchell kick), 5-75 1:14
	3:40	IND - Oakes, Griffin 21 yd field goal, 9-50 2:17
2nd	14:51	NU - Wilson, Macan 32 yd pass from Thorson (Mitchell kick), 9-79 3:42
	0:00	NU - Mitchell, Jack 19 yd field goal, 9-58 1:06
3rd	11:19	IND - Oakes, Griffin 30 yd field goal, 12-63 3:41
	2:49	IND - Westbrook, Nick 3 yd run (Lagow, Richard pass failed), 11-88 3:32
4th	0:23	IND - TEAM safety

	IND	NU
FIRST DOWNS	23	26
RUSHES-YARDS (NET)	27-84	44-123
PASSING YDS (NET)	317	285
Passes Att-Comp-Int	59-35-2	44-24-0
TOTAL OFFENSE PLAYS-YARDS	86-401	88-408
Fumble Returns-Yards	-	-
Punt Returns-Yards	3-3	3-13
Kickoff Returns-Yards	3-56	4-91
Interception Returns-Yards	-	2-0
Punts (Number-Avg)	5-45.4	9-35.9
Fumbles-Lost	-	-
Penalties-Yards	5-55	6-43
Possession Time	28:52	31:08
Third-Down Conversions	5 of 19	5 of 17
Fourth-Down Conversions	3 of 6	1 of 3
Red-Zone Scores-Chances	3-4	2-3
Sacks By: Number-Yards	3-21	2-15

RUSHING: **Indiana**- Williams 4-42; Redding 16-42; Westbrook 1-3; Natee 1-3; Majette 2-2; Lagow 3-0. **Northwestern**- Jackson 28-94; Thorson 8-22; Moten 4-18; Vault 2-2; TEAM 1-0; Alviti 1-0.

PASSING (A-C-I-Y): **Indiana**- Lagow 59-35-2-317. **Northwestern**- Thorson 43-24-0-285; Micucci 1-0-0-0; Alviti 0-0-0-0.

RECEIVING: **Indiana**- Westbrook 10-126; Jones 7-73; Redding 6-45; Paige 4-10; Hale 3-15; Patrick 2-23; Williams 1-14; Timian 1-7; Natee 1-4. **Northwestern**- Carr 7-125; Nagel 6-40; Jackson 5-34; Vault 2-28; Scanlan 2-23; Wilson 1-32; Green 1-3.

INTERCEPTIONS: **Indiana**- none. **Northwestern**- Queiro 1-0; Hartage 1-0.

FUMBLES: **Indiana**- none. **Northwestern**- none.

SACKS (UA-A): **Indiana**- Sykes 2-0; Barwick 1-0. **Northwestern**- Odenigbo 1-0; Gaziano 1-0.

TACKLES (UA-A): **Indiana**- Scales 9-1; Ball 8-2; Oliver 6-3; Riggins 4-0; Sykes 4-0; Fields 4-0; Gooch 4-0; Barwick 2-1; Willis 2-1; Jones 2-0; Bach 2-0; Crawford 1-1; Green 1-0; Dougherty 1-0; Fant 1-0; Fletcher 1-0; Green 1-0; Hoff 0-1. **Northwestern**- Walker 10-1; Hartage 7-2; Igwebuike 6-2; McShepard 7-0; Prater 6-1; Queiro 3-1; Hall 2-2; Odenigbo 3-0; Jones 3-0; Wyatt 3-0; McGee 2-0; Washington 0-2; Roberts 1-0; Fitzpatrick 1-0; Jackson 1-0; Gaziano 1-0; Mayo 1-0; Robbins 1-0; Fox 0-1.

## GAME 8 INDIANA 42, MARYLAND 36 OCTOBER 29, 2016

Score by Quarters	1	2	3	4	Final
Maryland	7	14	3	12	36
Indiana	13	3	13	13	42

1st	6:18	IND - Diamont, Zander 11 yd run (TEAM rush fumbld), 11-85 3:21
	1:44	IND - Redding, Devine 1 yd run (Oakes kick), 10-91 3:56
	1:01	UMD - Johnson, Ty 66 yd run (Greene, Adam kick), 3-75 0:43
2nd	11:51	IND - Oakes, Griffin 20 yd field goal, 13-82 4:10
	8:22	UMD - Hills, Perry 1 yd run (Greene, Adam kick), 10-65 3:29
	0:30	UMD - Moore, D.J. 23 yd pass from Hills, Perry (Greene, Adam kick), 7-69 2:33
3rd	6:38	IND - Lagow, Richard 5 yd run (Oakes kick), 10-87 2:43
	1:11	UMD - Greene, Adam 32 yd field goal, 12-61 5:27
	0:00	IND - Paige, Mitchell 15 yd run (Paige, Mitchell rush fumbld), 5-75 1:11
4th	8:30	IND - Natee, Tyler 2 yd run (Redding, Devine rush failed), 2-9 0:27
	3:51	UMD - Hills, Perry 5 yd run (Dunn, Michael rush failed), 13-65 4:39
	0:49	IND - Diamont, Zander 52 yd run (Oakes kick), 6-75 3:02
	0:00	UMD - Morgan, Teldrick 5 yd pass from Hills, Perry, 7-75 0:49-71 4:22

	UMD	IND
FIRST DOWNS	29	34
RUSHES-YARDS (NET)	50-269	57-414
PASSING YDS (NET)	248	236
Passes Att-Comp-Int	34-22-1	26-17-0
TOTAL OFFENSE PLAYS-YARDS	84-517	83-650
Fumble Returns-Yards	-	-
Punt Returns-Yards	1-7	3-8
Kickoff Returns-Yards	2-19	5-86
Interception Returns-Yards	-	1-15
Punts (Number-Avg)	4-38.8	2-42.5
Fumbles-Lost	2-1	-
Penalties-Yards	6-60	6-65
Possession Time	32:15	27:45
Third-Down Conversions	7 of 16	9 of 14
Fourth-Down Conversions	3 of 3	0 of 1
Red-Zone Scores-Chances	4-4	6-8
Sacks By: Number-Yards	1-6	4-34

RUSHING: **Maryland**- Johnson 13-142; Harrison 13-142; Goins 4-24; Pigrome 1-17; Brown 3-14; Moore 2-3; Morgan 1-0; Hills 12-4. **Indiana**- Redding 17-130; Natee 18-111; Diamont 11-104; Majette 5-42; Paige 1-15; Williams 3-13; Lagow 2-0.

PASSING (A-C-I-Y): **Maryland**- Hills 33-22-1-248; Team 1-0-0-0. **Indiana**- Lagow 25-16-0-207; Diamont 1-1-0-29.

RECEIVING: **Maryland**- Moore 5-81; Morgan 5-46; Harrison 4-39; Jacobs 4-37; Lane 2-25; Culmer 1-14; Johnson 1-6. **Indiana**- Westbrook 6-65; Jones 4-77; Timian 2-31; Paige 2-21; Hale 1-16; Redding 1-15; Majette 1-11.

INTERCEPTIONS: **Maryland**- none. **Indiana**- Ball 1-0.

FUMBLES: **Maryland**- Hills 2-1. **Indiana**- none.

SACKS (UA-A): **Maryland**- Walker 1-0. **Indiana**- Oliver 2-0; Meminger 1-0; Hoff 0-1; Dougherty 0-1.

TACKLES (UA-A): **Maryland**- Cockerille 5-4; Burkett 5-4; Woods 7-1; Carter 3-5; Hill 7-0; Knight 4-2; Walker 4-1; Aniebomam 4-1; Jackson 3-1; Braglio 1-3; Ross 3-0; Funk 3-0; Tanyi 3-0; Opara 2-1; Davis 2-1; Brooks 2-0; Ellis 1-0; Ukandu 1-0; Keihn 1-0; Davis 1-0; Morgan 1-0; Lane 1-0; Brooks 1-0. **Indiana**- Scales 11-2; Crawford 8-1; Oliver 7-1; Ball 6-2; Fields 5-0; Riggins 5-0; Fant 5-0; Dutra 4-0; Robinson 3-1; Barwick 2-1; Hoff 1-2; Gooch 2-0; Meminger 1-0; Green 1-0; Willis 1-0; Green 1-0; Dougherty 0-1; Green III 0-1.



# 2016 IN REVIEW

## GAME 9 INDIANA 33, RUTGERS 27 NOVEMBER 5, 2016

Score by Quarters	1	2	3	4	Final
Indiana	13	0	13	7	33
Rutgers	10	7	7	3	27

1st	11:29	IND - Diamont, Zander 59 yd run (Oakes, Griffin kick), 4-71 1:13
	11:12	RU - Patton, A. 68 yd pass from Rescigno, G. (Bonadura kick), 1-68 0:10
	9:56	IND - Jones, Ricky 36 yd pass from Lagow (Oakes kick failed), 5-85 1:04
	6:36	RU - Bonadura, David 32 yd field goal, 9-61 3:20
2nd	4:33	RU - Davis, Darnell 75 yd fumble recovery (Bonadura, David kick)
3rd	13:55	RU - Rescigno, G. 1 yd run (Bonadura, David kick), 4-21 1:05
	6:32	IND - Patrick, Camion 40 yd pass from Lagow (Oakes kick), 3-58 0:53
	2:01	IND - Redding, Devine 34 yd run (Oakes rush failed), 2-53 0:22
4th	5:07	IND - Redding, Devine 10 yd pass from Lagow (Oakes kick), 9-48 4:38
	0:12	RU - Bonadura, David 20 yd field goal, 8-83 1:03

	IND	RU
FIRST DOWNS	27	13
RUSHES-YARDS (NET)	44-147	34-93
PASSING YDS (NET)	420	258
Passes Att-Comp-Int	41-29-2	36-19-0
TOTAL OFFENSE PLAYS-YARDS	85-567	70-351
Fumble Returns-Yards	-	1-75
Punt Returns-Yards	3-6	2-13
Kickoff Returns-Yards	4-60	3-36
Interception Returns-Yards	-	2-37
Punts (Number-Avg)	4-35.5	10-33.9
Fumbles-Lost	4-2	2-1
Penalties-Yards	4-22	8-80
Possession Time	32:45	27:15
Third-Down Conversions	7 of 17	1 of 16
Fourth-Down Conversions	1 of 3	1 of 2
Red-Zone Scores-Chances	1-4	3-4
Sacks By: Number-Yards	3-24	2-10

RUSHING: **Indiana**- Redding 18-73; Diamont 4-56; Natee 9-18; Williams 7-7; Jones 1-5; Paige 1-2; TEAM 1-2; Lagow 3-8). **Rutgers**- Goodwin 19-82; Hicks 4-9; Rescigno 11-2.

PASSING (A-C-I-Y): **Indiana**- Lagow 40-28-2-394; Diamont 1-1-0-26. **Rutgers**- Rescigno 36-19-0-258.

RECEIVING: **Indiana**- Paige 6-100; Westbrook 5-80; Jones 5-65; Redding 4-32; Hale 3-48; Timian 2-38; Williams 2-15; Patrick 1-40; Thomas 1-2. **Rutgers**- Harris 8-118; Patton 6-91; Goodwin 3-48; Arcidianocono 1-5; Hicks 1-44).

INTERCEPTIONS: **Indiana**- none. **Rutgers**- Roberts 1-7; Hampton 1-30.

FUMBLES: **Indiana**- Paige 1-0; Natee 1-0; Diamont 1-1; Williams 1-1. **Rutgers**- Rescigno 1-1; Sneed 1-0.

SACKS (UA-A): **Indiana**- Scales 1-0; McCray III 1-3; Fletcher 1-0. **Rutgers**- Austin 1-0; Turay 1-0.

TACKLES (UA-A): **Indiana**- Ball 7-2; Crawford 4-5; Oliver 3-3; Scales 4-1; Fant 4-0; Fields 2-2; Riggins 2-2; McCray III 3-0; Fletcher 2-1; Barwick 2-1; Green III 2-0; Dutra 1-1; Green 1-0; Gooch 1-0; James 1-0; Robinson 1-0; Cronk 1-0; Redding 1-0. **Rutgers**- Morris 5-5; Hamilton 3-7; Roberts 3-5; Wharton 7-0; Austin 5-2; Hampton 5-1; Davis 3-3; Hester 2-4; Batey 3-1; Pinnix-Odrick 2-2; Maddox-Williams 1-3; Joseph 2-1; Hogan 2-1; Hayes 2-1; Wilkins 0-2; Taylor 1-0; Harris 1-0; Matthews 1-0; Patton 1-0; Turay 1-0; Nash 0-1; Cioffi 0-1; Russell 0-1; Gray 0-1.

## GAME 10 PENN STATE 45, INDIANA 31 NOVEMBER 12, 2016

Score by Quarters	1	2	3	4	Final
Penn State	7	7	7	24	45
Indiana	0	14	10	7	31

1st	11:28	PSU - McSorley, Trace 10 yd run (Davis, Tyler kick), 7-60 3:32
2nd	12:13	IND - Jones, Ricky 5 yd pass from Lagow (Oakes kick), 8-60 2:40
	4:43	PSU - Godwin, Chris 6 yd pass from McSorley, Trace (Davis kick), 1-6 0:06
	1:00	IND - Redding, Devine 12 yd run (Oakes kick), 5-32 1:05
3rd	11:38	IND - Oakes, Griffin 47 yd field goal, 9-52 3:22
	3:13	IND - Redding, Devine 6 yd run (Oakes kick), 5-74 1:41
	1:09	PSU - Godwin, Chris 21 yd pass from McSorley, Trace (Davis kick), 4-70 2:04
4th	12:23	PSU - Barkley, Saqoun 4 yd run (Davis kick), 5-74 2:06
	11:06	IND - Westbrook, Nick 40 yd pass from Lagow (Oakes kick), 7-75 1:17
	3:58	PSU - Barkley, Saqoun 2 yd run (Davis, Tyler kick), 7-57 2:53
	1:07	PSU - Davis, Tyler 39 yd field goal, 4-0 1:42
	0:29	PSU - Brown, Torrence 9 yd fumble recovery (Davis, Tyler kick)

	PSU	IND
FIRST DOWNS	18	20
RUSHES-YARDS (NET)	45-77	41-110
PASSING YDS (NET)	332	344
Passes Att-Comp-Int	30-16-2	41-24-0
TOTAL OFFENSE PLAYS-YARDS	75-409	82-454
Fumble Returns-Yards	1-9	-
Punt Returns-Yards	4-35	1-0
Kickoff Returns-Yards	5-79	4-77
Interception Returns-Yards	-	2-50
Punts (Number-Avg)	6-38.8	5-43.6
Fumbles-Lost	5-0	5-5
Penalties-Yards	5-40	8-80
Possession Time	33:39	26:21
Third-Down Conversions	4 of 14	8 of 17
Fourth-Down Conversions	0 of 3	0 of 2
Red-Zone Scores-Chances	5-5	3-4
Sacks By: Number-Yards	3-37	3-23

RUSHING: **Penn State**- Barkley 33-58; McSorley 8-13; Robinson 2-8; Stevens 1-0; Sanders 1-2. **Indiana**- Redding 23-108; Natee 6-27; Rodriguez 5-8; Paige 1-5; Brookins 1-2; Williams 2-3; Lagow 3-37).

PASSING (A-C-I-Y): **Penn State**- McSorley 30-16-2-332. **Indiana**- Lagow 40-23-0-292; Diamont 1-1-0-52.

RECEIVING: **Penn State**- Gesicki 5-68; Godwin 5-82; Hamilton 3-85; Barkley 2-34; Blackburn 1-43. **Indiana**- Paige 6-43; Patrick 3-91; Westbrook 3-85; Jones 3-32; Redding 3-8; Hale 2-45; Timian 2-35; Brookins 2-5.

INTERCEPTIONS: **Penn State**- none. **Indiana**- Fields 1-16; Fant 1-34.

FUMBLES: **Penn State**- none. **Indiana**- Paige 2-2; James 1-1; Williams 1-1; Lagow 1-1.

SACKS (UA-A): **Penn State**- Bell 1-0; Sickness 1-1; Givens 0-1. **Indiana**- Scales 1-0; Sykes 1-0; Robinson 1-0.

TACKLES (UA-A): **Penn State**- Allen 5-5; Cabinda 8-1; Bell 6-3; Golden 6-0; Miller 2-2; Haley 3-0; Apke 3-0; Sickness 2-1; Smith 1-2; Farmer 0-3; Buchholz 2-0; Reid 2-0; Bowen 2-0; Schwan 1-1; Charles 1-0; Dowrey 1-0; Cothran 1-0; Smith 1-0; Campbell 1-0; Oruwarie 1-0; Cothren 1-0; Johnson 1-0; Godwin 0-1; Chavis 0-1; Walker 0-1; Givens 0-1. **Indiana**- Scales 7-2; Fields 8-0; Oliver 6-1; Dutra 4-0; Green III 3-0; Hoff 3-0; Riggins 3-0; Ball 3-0; Fant 3-0; Sykes 3-0; Dougherty 2-1; Gooch 2-1; Covington 2-0; Walker 2-0; Fletcher 2-0; Crawford 2-0; Robinson 1-1; Oakes 1-0; McCray III 1-0; Williams 0-1; Friend 0-1.



# 2016 IN REVIEW

## GAME 11 MICHIGAN 20, INDIANA 10 NOVEMBER 19, 2016

Score by Quarters	1	2	3	4	Final
Indiana	0	7	3	0	10
Michigan	0	3	17	0	20

2nd 08:48 MICH - Allen, Kenny 28 yd field goal, 8-34 4:14  
04:19 IND - Patrick, Camion 2 yd run (Oakes kick), 11-75 4:29

3rd 09:40 MICH - Allen, Kenny 33 yd field goal, 9-26 4:13  
05:21 IND - Oakes, Griffin 24 yd field goal, 11-68 4:19  
04:02 MICH - Smith, De'Veon 34 yd run (Allen, Kenny kick), 4-66 1:19  
00:29 MICH - Smith, De'Veon 39 yd run (Allen, Kenny kick), 2-39 0:14

	IND	MICH
FIRST DOWNS	15	15
RUSHES-YARDS (NET)	36-64	50-225
PASSING YDS (NET)	191	59
Passes Att.-Comp-Int	30-14-0	16-7-0
TOTAL OFFENSE PLAYS-YARDS	66-255	66-284
Fumble Returns-Yards	0-0	0-0
Punt Returns-Yards	2-7	4-29
Kickoff Returns-Yards	0-0	2-26
Interception Returns-Yards	0-0	0-0
Punts (Number-Avg)	9-29.7	6-41.2
Fumbles-Lost	1-0	2-0
Penalties-Yards	4-35	5-40
Possession Time	25:39	34:21
Third-Down Conversions	5 of 15	3 of 15
Fourth-Down Conversions	0 of 0	3 of 4
Red-Zone Scores-Chances	2-2	2-2
Sacks By: Number-Yards	2-9	3-28

RUSHING: **Indiana**- Redding, Devine 22-50; Rodriguez, Alex 1-17; Patrick, Camion 4-10; Diamont, Zander 2-8; Brookins, Ricky 2-7; Natee, Tyler 1-1; Lagow, Richard 4-minus 29.  
**Michigan**- Smith, De'Veon 23-158; Evans, Chris 9-39; O'Korn, John 6-19; Isaac, Ty 5-6; Peppers, J. 2-2; Higdon, Karan 4-2

PASSING (A-C-I-Y): **Indiana**- Lagow, Richard 14-29-0-191; Diamont, Zander 0-1-0-0.  
**Michigan**- O'Korn, John 7-16-0-59.

RECEIVING: **Indiana**- Westbrook, Nick 4-78; Paige, Mitchell 4-41; Jones, Ricky 4-40; Timian, Luke 1-31; Redding, Devine 1-1. **Michigan**- Chesson, Jehu 2-12; Perry, Grant 2-10; Isaac, Ty 1-21; Darboh, Amara 1-12; Hill, Khalid 1-4.

INTERCEPTIONS: **Indiana**- none. **Michigan**- none.

FUMBLES: **Indiana**- Lagow, Richard 1-0. **Michigan**- Peppers, J. 1-0; Evans, Chris 1-0.

SACKS (UA-A): **Indiana**- Covington, Chris 1-0; Barwick, Jr., Mike 1-0.  
**Michigan**- Hurst, Maurice 0-1; Glasgow, Ryan 1-0; Winovich, Chase 0-1; Charlton, Taco 1-0.

TACKLES (UA-A): **Indiana**- Scales, Tegray 7-5; Oliver, Marcus 7-5; Hoff, Nate 4-4; Covington, Chris 6-0; Dougherty, Patrick 3-2; Crawford, Jonathan 2-3; Fields, Tony 2-1; Fant, Rashard 2-1; Riggins, A'Shon 2-0; Robinson, Jacob 1-1; Gooch, Greg 1-1; Barwick, Jr., Mike 1-0; Walton, Kiantie 1-0; Fletcher, Dawson 1-0; Sykes, Nile 1-0; Jones, Ricky 1-0; Walker, Zeke 1-0; McCray III, Robert 0-1; Ball, Marcelino 0-1; Willis, Jr., Dameron 0-1. **Michigan**- Geodon, Ben 3-6; Thomas, Dymonte 4-4; Glasgow, Ryan 5-2; McCray, Mike 4-3; Stribling, C. 4-1; Peppers, J. 4-1; Charlton, Taco 2-2; Wormley, Chris 3-0; Hurst, Maurice 1-2; McDoom, Eddie 0-2; Godin, Matt 1-0; Lewis, Jourdan 1-0; Mone, Bryan 1-0; Gary, Rashan 0-1; Kinnel, Tyree 0-1; Winovich, Chase 0-1.

## GAME 12 INDIANA 26, PURDUE 24 NOVEMBER 26, 2016

Score by Quarters	1	2	3	4	Final
Purdue	7	9	6	2	24
Indiana	14	3	0	9	26

1st 14:12 PUR - Jones, Markell 1 yd run (Dellinger, J.D. kick), 1-1 0:06  
12:43 IND - Paige, Mitchell 27 yd pass from Lagow (Oakes kick), 5-68 1:25  
2:18 IND - Diamont, Zander 1 yd run (Oakes kick), 10-80 4:07

2nd 12:07 PUR - Dellinger, J.D. 23 yd field goal, 14-39 5:03  
7:36 IND - Oakes, Griffin 29 yd field goal, 6-18 1:57  
1:50 PUR - Posey, C. 10 yd pass from Blough (Dellinger kick blkd), 5-36 1:11

3rd 11:25 PUR - Yancey, De. 31 yd pass from Blough (Blough rush failed), 9-65 3:35

4th 14:17 IND - Oakes, Griffin 46 yd field goal, 10-28 4:24  
4:59 IND - Redding, Devine 1 yd run (Oakes kick failed), 11-61 4:41  
0:01 PUR - Replogle, Jake safety

	PUR	IND
FIRST DOWNS	20	17
RUSHES-YARDS (NET)	34-42	54-152
PASSING YDS (NET)	225	117
Passes Att.-Comp-Int	45-24-2	22-11-4
TOTAL OFFENSE PLAYS-YARDS	79-267	76-269
Fumble Returns-Yards	0-0	0-0
Punt Returns-Yards	0-0	1-9
Kickoff Returns-Yards	4-91	5-57
Interception Returns-Yards	4-66	2-12
Punts (Number-Avg)	5-40.2	3-41.3
Fumbles-Lost	2-1	1-0
Penalties-Yards	5-51	9-70
Possession Time	31:41	28:19
Third-Down Conversions	9 of 19	8 of 16
Fourth-Down Conversions	1 of 3	1 of 3
Red-Zone Scores-Chances	3-3	3-3
Sacks By: Number-Yards	3-42	4-30

RUSHING: **Purdue**- Jones 22-35; Lankford-Johnson 6-29; Blough 6-(22). **Indiana**- Redding 24-99; Diamont 13-42; Brookins 5-20; Natee 4-16; Rodriguez 3-11; Lagow 5-(36).

PASSING (A-C-I-Y): **Purdue**- Blough 45-25-2-225. **Indiana**- Lagow 19-11-3-117; Diamont 3-0-1-0.

RECEIVING: **Purdue**- Yancey, De. 6-78; Posey 6-41; Marshall 4-43; Lankford-Johnson 3-13; Jones 2-17; Phillips 1-15; Yancey, Da. 1-13; Hardman 1-6. **Indiana**- Redding 4-(6); Jones 3-30; Westbrook 1-44; Paige 1-27; Rodriguez 1-15; Timian 1-7.

INTERCEPTIONS: **Purdue**- Bailey 2-40; Thieneman 1-25; Yancey De. 1-1. **Indiana**- Crawford 2-12.

FUMBLES: **Purdue**- Jones 1-0; Lankford-Johnson 1-1. **Indiana**- Diamont 1-0.

SACKS (UA-A): **Purdue**- Robinson 1-0; Replogle 1-0; Larkin 1-0. **Indiana**- Scales 1-0; Oliver 1-0; Gooch 1-0; Dougherty 1-0.

TACKLES (UA-A): **Purdue**- Bentley 8-2; Bailey 8-0; Robinson 7-1; Clark 7-0; Replogle 7-0; Thieneman 4-1; Hayes 4-1; Larkin 4-0; Hunte 3-0; Herman 3-0; Panfil 2-1; Mosley 2-0; Dawson 1-0; Ezechukwu 1-0; Phillips 1-0; Dotson 1-0; Hudson 1-0; Barron 1-0. **Indiana**- Scales 9-1; Oliver 8-2; Fields 6-2; Riggins 5-0; Ball 4-0; Willis 3-1; Fant 3-1; Crawford 3-0; Green III 2-1; Barwick 2-1; Hoff 1-2; Gooch 1-1; Diamont 1-0; Oakes 1-0; Dougherty 1-0; Fletcher 1-0; Lagow 1-0; Friend 0-1; Jones 0-1.





# 2016 IN REVIEW

## GAME 13 UTAH 26, INDIANA 24 DECEMBER 28, 2016

Score by Quarters	1	2	3	4	Score
Indiana	7	10	0	7	24
Utah	10	7	6	3	26

- 1st 14:08 IND - Paige, Mitchell 7 yd pass from Lagow (Oakes kick), 3-11 0:47
- 09:30 UTAH - Phillips, Andy 30 yd field goal, 11-63 4:38
- 08:41 UTAH - Williams, Joe 16 yd run (Phillips, Andy kick), 1-16 0:07
- 2nd 09:14 UTAH - Huntley, Tyler 1 yd run (Phillips, Andy kick), 9-95 5:29
- 04:33 IND - Oakes, Griffin 24 yd field goal, 5-54 1:18
- 01:38 IND - Westbrook, Nick 36 yd pass from Diamont (Oakes kick), 8-64 2:35
- 3rd 05:40 UTAH - Phillips, Andy 48 yd field goal, 10-34 5:10
- 00:30 UTAH - Phillips, Andy 41 yd field goal, 7-11 2:57
- 4th 10:10 IND - Redding, Devine 3 yd run (Oakes kick), 11-60 2:50
- 01:24 UTAH - Phillips, Andy 27 yd field goal, 10-68 4:10

	IND	UTAH
FIRST DOWNS	22	21
RUSHES-YARDS (NET)	37-117	52-256
PASSING YDS (NET)	224	214
Passes Att-Comp-Int	15-40-1	12-24-1
TOTAL OFFENSE PLAYS-YARDS	77-341	76-470
Fumble Returns-Yards	0-0	0-0
Punt Returns-Yards	2-12	5-35
Kickoff Returns-Yards	6-129	2-19
Interception Returns-Yards	1-0	1-0
Punts (Number-Avg)	6-42.5	4-43.5
Fumbles-Lost	2-2	4-3
Penalties-Yards	4-24	9-96
Possession Time	24:37	35:23
Third-Down Conversions	6 of 15	7 of 16
Fourth-Down Conversions	1 of 1	1 of 1
Red-Zone Scores-Chances	3-4	4-4
Sacks By: Number-Yards	5-30	3-23

RUSHING: **Indiana**-Redding, Devine 17-72; Brookins, Ricky 12-53; Williams, Devonte 3-6; Diamont, Zander 1-3; Lagow, Richard 4-minus 17. **Utah**-Williams, J 25-222; Huntley, T 8-23; Moss, Z 6-19; McCormick, T 2-2; Fulks, K 1-1; Williams, T 9-minus 11.

PASSING (A-C-I-Y): **Indiana**-Lagow, Richard 14-39-1-188; Diamont, Zander 1-1-0-36. **Utah**-Williams, T 11-23-1-178; Huntley, T 1-1-0-36.

RECEIVING: **Indiana**-Westbrook, Nick 5-80; Paige, Mitchell 4-42; Jones, Ricky 3-65; Thomas, Ian 2-26; Timian, Luke 1-27; Brookins, Ricky 1-11. **Utah**-Simpkins, D 4-58; Patrick, T 2-27; Williams, J 1-56; Fulks, K 1-36; Wilson, S 1-14; Singleton, R 1-10; McCormick, T 1-8; Young, K 1-5.

INTERCEPTIONS: **Indiana**-Fant, Rashard 1-0. **Utah**-Williams, M 1-0.

FUMBLES: **Indiana**-Lagow, Richard 1-1; Redding, Devine 1-1. **Utah**-Fulks, Kyle 1-1; Williams, T 1-0; Miller, Z 1-1; Williams, J 1-1.

SACKS (UA-A): **Indiana**-Scales,Tegray 2-0; Covington,Chris 1-0; Fletcher,Dawson 1-0; Sykes,Nile. **Utah**-Taumoepenu,P 2-0; Mokofisi,F 1-0.

TACKLES (UA-A): **Indiana**-Scales,Tegray 6-4; Fields,Tony 4-4; Green,Tyler 5-2; Crawford, Jonathan 6-0; Dougherty,Patrick 5-0; Dutra,Chase 4-1; Hoff,Nate 4-0; Willis,Jr.,Dameon 2-2; Covington,Chris 1-3; Fant,Rashard 3-0; Barwick,Jr.,Mike 2-1; Robinson,Jacob 2-1; Fletcher,Dawson 2-1; Green III,Ralph 2-0; Ball,Marcelino 2-0; Sykes,Nile 2-0; James,Isaac 1-0; Green, Tyler 1-0; Walton,Kiante 1-0; Gooch,Greg 1-0; Bryant,Khalil 0-1. **Utah**-Luafatasaga, K 10-2; Tauteoli, S 9-1; Taumoepenu,P 4-2; Williams,M 4-1; Hansen,C 4-0; Tasini,P 4-0; Lotulelei,L 3-0; Thompson,J 3-0; Mokofisi,F 2-0; Fulks,K 1-0; Blackmon,J 1-0; Hughes,C 1-0; Clegg,H 1-0; Patrick,T 1-0; Drews,C 1-0; Thomas,J 1-0; Allen,B 1-0; Anae,B 1-0; Dimick,H 1-0.



# YEAR-BY-YEAR SERIES SCORES

## AKRON (3-0)

9/25/10	W	35-20	H
9/19/09	W	38-21	A
9/15/07	W	41-24	H

## ARIZONA (2-2)

9/21/74	L	20-35	H
9/22/73	L	10-26	H
10/26/68	W	16-13	H
10/28/67	W	42-7	A

## ARKANSAS STATE (1-0)

10/16/10	W	36-34	H
----------	---	-------	---

## AUBURN (0-1)

12/30/90	L	23-27	N#
----------	---	-------	----

% - Peach Bowl - Atlanta, Ga.

## BALL STATE (5-3)

9/10/16	W	30-20	H
9/15/12	L	39-41	H
9/3/11	L	20-27	N@
9/20/08	L	20-42	H
11/3/07	W	38-20	H
9/9/06	W	24-23	A
9/4/99	W	21-9	H
9/13/97	W	35-14	H

@ Lucas Oil Stadium - Indianapolis, Ind.

## BAYLOR (2-1)

12/31/91	W	24-0	N#
9/25/71	L	0-10	A
9/21/68	W	40-36	H

% - Copper Bowl - Tucson, Ariz.

## BEDFORD (1-0)

1897	W	40-0	H
------	---	------	---

## BOSTON COLLEGE (0-1)

1938	L	0-14	A
------	---	------	---

## BOWLING GREEN (1-1)

9/13/14	L	42-45	A
9/14/13	W	42-10	H

## BRIGHTON YOUNG (1-0)

12/21/79	W	38-37	N#
----------	---	-------	----

% - Holiday Bowl - San Diego, Calif.

## BUTLER (5-5)

1942	W	53-0	H
1910	W	33-0	H
1905	W	31-0	H
1896	W	22-6	H
1895	L	2-34	H
1894	L	0-58	H
1893	L	0-38	H
1892	W	11-10	H
1891	L	6-52	H
1891	L	6-26	H

## CALIFORNIA (0-2)

9/26/70	L	14-56	A
9/27/69	L	14-17	H

## CAMP TAYLOR (0-1)

1918	L	3-7	A
------	---	-----	---

## CENTRAL MICHIGAN (3-1)

11/1/08	L	34-37	H
9/2/05	W	20-13	A
9/4/04	W	41-10	H
9/21/02	W	39-29	H

## CENTRE (3-1)

1937	W	12-0	H
1936	W	38-0	H
1935	W	14-0	H
1919	L	3-12	H

## CHICAGO (5-20-1)

1936	W	20-0	A
1935	W	24-7	A
1934	L	0-21	A
1933	T	7-7	A
1932	L	7-13	A
1931	W	32-6	A
1931	W	6-0	A
1929	L	7-13	A
1927	L	0-13	A
1924	L	0-23	A
1923	L	0-27	A

1916	L	0-22	A
1915	L	7-13	A
1914	L	0-34	A
1913	L	7-21	A
10/15/12	L	7-13	A
1911	L	6-23	A
1910	W	6-0	A
1909	L	0-28	A
1908	L	6-29	A
1907	L	6-27	A
1906	L	8-33	A
1905	L	5-16	A
1904	L	0-56	A
1903	L	0-34	A
1902	L	0-39	A

## CINCINNATI (9-3-2)

9/23/00	W	42-6	H
9/26/98	W	48-14	A
9/10/16	W	28-3	H
10/26/63	W	20-6	H
9/29/62	W	26-6	A
11/9/57	L	0-21	H
1946	L	6-15	H
1937	W	27-0	A
1935	L	0-7	A
1905	W	47-6	H
1899	W	35-0	H
1898	T	0-0	H
1898	T	11-11	A
1896	W	16-0	H

## COLGATE (0-1)

1929	L	6-21	H
------	---	------	---

## COLORADO (1-3)

9/27/80	W	49-7	A
9/29/79	L	16-17	H
9/19/70	L	9-16	H
10/4/69	L	7-30	A

## CONNECTICUT (0-2)

9/23/06	L	7-14	H
8/30/03	L	10-34	A

## CORNELL (1-0)

1945	W	46-6	H
------	---	------	---

## DANVILLE A.C. (1-0)

1893	W	18-0	H
------	---	------	---

## DEPAUW (23-7-3)

1926	W	31-7	H
1924	W	21-0	H
1923	L	0-3	H
1922	T	0-0	H
1918	W	13-0	H
1917	W	35-0	H
1916	W	20-0	H
1915	W	7-0	H
1914	W	13-6	H
1913	W	48-3	H
9/28/12	W	20-0	H
1911	W	9-6	H
1910	W	12-0	H
1909	W	28-5	H
1908	W	16-0	H
1907	W	25-9	H
1906	W	55-0	H
1903	W	70-0	H
1902	W	16-5	H
1901	W	24-0	H
1899	W	34-0	H
1898	W	32-0	A
1897	W	18-0	H
1897	W	14-0	H
1896	L	4-22	H
1896	W	12-0	H
1895	L	0-14	H
1895	T	14-14	H
1894	L	10-20	H
1893	L	0-34	H
1892	L	0-34	H
1891	L	4-62	H
1889	L	5-10	H
1888	T	N/A	H

## DETROIT (0-1)

1941	L	7-14	H
------	---	------	---

## DUKE (2-2)

12/26/15	L	41-44 (OT)	N%
9/8/84	L	24-31	A
9/10/83	W	15-10	H
10/4/80	W	31-21	H

% - New Era Pinstripe Bowl - Bronx, N.Y.

## EARLHAM (3-0)

11/2/12	W	33-7	H
1903	W	39-0	H
1900	W	18-0	H

## EASTERN KENTUCKY (1-0)

9/3/09	W	19-13	H
--------	---	-------	---

## EASTERN MICHIGAN (1-0)

9/29/80	W	37-6	H
---------	---	------	---

## FLORIDA (1-0)

1916	W	14-3	H
------	---	------	---

## FLA. INTERNATIONAL (2-0)

9/1/16	W	34-13	A
9/12/15	W	36-22	H

## FLORIDA STATE (0-1)

12/31/86	L	13-27	N%
----------	---	-------	----

% - All-American Bowl - Birmingham, Ala.

## FORDHAM (0-1)

1939	L	0-13	A
------	---	------	---

## FORT HARRISON (1-0)

1918	W	41-0	H
------	---	------	---

## FORT KNOX (2-0)

1944	W	72-0	H
1942	W	51-0	A

## FRANKLIN (5-1)

1921	W	47-0	H
1920	W	47-0	H
1917	W	50-0	H
1911	W	42-0	H
1901	W	76-0	H
1887	L	8-10	H

## GREAT LAKES (0-1)

1943	L	7-21	H
------	---	------	---

## HANOVER (1-0)

1923	W	32-0	H
------	---	------	---

## HARVARD (0-2)

1927	L	6-26	A
1921	L	0-19	A

## ILLINOIS (24-45-2)

11/9/13	W	52-35	H
10/27/12	W	31-17	A
10/8/11	L	20-41	H
10/23/10	L	13-43	A
10/17/09	W	27-14	H
10/18/08	L	13-55	A
9/22/07	L	14-27	H
10/7/06	W	34-32	A
10/8/05	W	36-13	H
11/6/04	L	22-26	A
11/8/03	W	17-14	H
10/26/02	L	14-45	A
10/13/01	L	14-35	H
11/4/00	L	25-42	A
10/2/99	W	34-31 (OT)	H
11/7/98	L	16-31	A
11/1/97	W	23-6	H
10/5/96	L	43-46 (2OT)	A
10/7/95	L	10-17	H
11/17/90	L	10-24	H
11/18/89	L	28-41	A
11/7/88	L	20-21	A
11/7/87	W	34-22	H
11/15/86	L	16-21	H
11/16/85	L	24-41	A
11/10/84	L	7-34	N@
11/12/83	L	21-49	A
11/13/82	L	7-48	H
11/14/81	L	14-35	A
11/15/80	W	26-24	H
11/10/79	W	45-14	A
10/28/78	W	31-10	H
10/22/77	L	7-21	A
9/14/74	L	0-16	A

9/15/73	L	14-28	H
11/11/72	L	21-27	A
11/6/71	L	0-22	H
10/17/70	W	30-24	A
10/18/69	W	41-20	H
10/5/68	W	28-14	H
10/7/67	W	20-7	A
10/15/66	L	10-24	H
10/16/65	L	13-34	A
9/24/60	L	6-17	A
9/26/59	W	20-0	H
10/27/51	L	0-21	H
10/28/50	L	0-20	A
11/5/49	L	14-33	A
1946	W	14-7	H
1945	W	6-0	A
1944	L	18-26	A
1939	W	7-6	A
1938	L	2-12	A
1937	W	13-6	H
1932	L	6-18	A
1931	W	0-0*	A
1928	L	7-13	A
1914	L	0-51	A
11/25/13	L	7-10	N#
10/19/12	L	0-13	A
1911	T	0-0	A
1910	L	0-3	H
1909	L	5-6	A
1908	L	11-11	A
1907	L	6-10	H
1904	L	0-10	A
1903	W	17-9	H
1902	L	0-47	A
1901	L	0-19	A
1900	T	0-0	H
1899	W	6-0	A

@ Hoosier Dome - Indianapolis, Ind.

# - game played in Indianapolis, Ind.

^ - game awarded to Indiana by 8-4 first down margin

## INDIANA MEDICS (1-0)

1904	W	12-0	H
------	---	------	---

## INDIANA STATE (6-0)

8/30/14	W	28-10	H
8/29/13	W	73-35	H
9/1/12	W	24-17	H
9/1/07	W	55-7	H
9/13/03	W	33-3	H
1925	W	31-0	H

##





# YEAR-BY-YEAR SERIES SCORES

1934	L	0-30	A	10/24/09	L	28-29	A	1931	L	0-25	H	1942	L	21-32	A
1933	T	6-6	A	10/25/08	W	21-19	H	1930	L	0-27	A	1940	L	6-21	A
1930	L	0-6	A	11/10/07	L	28-31	A	1929	L	0-14	H	1939	L	0-24	A
1929	L	7-19	A	10/9/04	L	24-31 (20T)	A	1927	L	6-19	H	1938	L	0-6	A
1928	L	12-21	A	10/11/03	L	31-37 (OT)	H	1926	L	0-26	A	1937	W	10-0	A
1927	T	14-14	A	11/02/02	L	37-41	A	1922	L	0-27	A	1936	L	0-7	A
1922	L	0-20	A	11/03/01	W	56-21	H	1921	L	7-28	N@	1935	L	6-28	H
1921	L	0-6	A	10/7/00	L	33-52	A	1920	L	10-13	N@	1934	L	0-33	A
1920	W	21-7	A	10/9/99	W	34-17	H	1919	L	3-16	N@	1933	L	0-21	A
1919	L	6-20	A	9/28/96	L	17-35	H	1908	L	0-11	H	1932	T	7-7	A
1917	L	9-33	A	9/30/95	L	7-31	A	1907	T	0-0	A	1931	L	6-13	H
1906	L	6-8	A	10/22/94	L	7-20	H	1906	W	12-0	A	1930	L	0-23	H
				10/23/93	W	24-0	A	1905	W	22-5	H	1929	T	0-0	A
<b>MISSISSIPPI AGGIE (1-0)</b>				10/10/92	W	28-3	A	1902	L	5-11	H	1928	L	0-13	H
1926	W	19-6	H	10/12/91	W	44-6	H	1901	L	5-18	A	1925	L	0-7	A
				10/6/90	W	42-0	A	1900	W	6-0	H	1924	W	12-7	A
<b>MISSISSIPPI STATE (1-0)</b>				10/7/89	W	43-11	H	1899	L	0-17	A	1917	L	3-26	A
1932	W	19-0	H	10/1/88	W	48-17	A	1898	W	11-5	A	1916	L	0-46	A
				10/3/87	W	35-18	H					1915	L	9-10	A
<b>MISSOURI (7-3-2)</b>				10/4/86	W	24-7	A	@ - game played in Indianapolis, Ind.				11/7/14	L	3-13	N@
9/20/14	W	31-27	A	10/5/85	W	26-7	H	<b>OHIO (4-1)</b>				11/1/13	W	7-6	A
9/21/13	L	28-45	H	9/22/84	L	37-40	A	10/29/55	W	21-14	H	1905	W	11-0	A
9/26/92	W	20-10	H	9/24/83	L	8-10	H	1934	W	27-0	H	1904	W	8-0	H
9/28/91	T	27-27	A	9/11/82	W	30-0	H	1932	W	7-6	H	1903	W	17-16	H
9/22/90	W	58-7	H	9/12/81	W	21-20	A	1931	W	7-6	H	1902	T	6-6	A
9/16/89	W	24-7	H	10/25/80	W	35-20	A	1929	L	0-18	H	1901	W	18-6	A
9/24/88	T	28-28	A	10/18/79	W	30-0	H					@ - game played in Indianapolis, Ind.			
9/26/87	W	20-17	H	10/14/78	W	38-10	H	<b>OHIO STATE (12-73-5)</b>							
9/27/86	W	41-24	A	10/8/77	W	28-3	A	10/8/16	L	17-38	A	<b>OKLAHOMA (1-0)</b>			
9/28/85	W	36-17	A	10/9/76	W	7-0	H	10/3/15	L	27-34	H	1928	W	10-7	A
10/16/54	L	14-20	A	10/11/75	L	0-30	A	11/22/14	L	27-42	A				
10/31/53	L	7-14	H	11/9/74	L	22-24	A	11/23/13	L	14-42	A	<b>OKLAHOMA STATE (0-1-1)</b>			
				10/17/73	L	20-21	H	10/13/12	L	49-52	H	12/31/07	L	33-49	N
<b>MURRAY STATE (1-0)</b>				10/28/72	L	14-23	H	10/9/10	L	20-34	A	1930	T	7-7	H
9/6/08	W	45-3	H	10/23/71	L	10-24	H	10/15/11	L	10-38	A	% - Insight Bowl - Tempe, Ariz.			
				11/14/70	L	7-21	H	10/3/09	L	14-33	H	<b>OREGON (1-2)</b>			
				11/15/69	L	27-30	A	10/21/08	L	3-44	A	9/11/04	W	30-24	A
<b>NAVY (2-2)</b>				9/24/66	W	26-14	A	10/22/05	L	10-41	H	11/14/64	L	21-29	H
10/7/13	L	35-41	H	9/25/65	L	0-20	H	10/23/04	L	7-30	A	11/16/63	L	22-28	N@
10/20/12	L	30-31	H	9/26/64	L	13-14	H	10/25/03	L	6-35	H	@ - game played in Portland, Ore.			
9/20/86	W	52-29	H	9/28/63	L	21-34	A	9/28/02	L	17-45	A				
9/21/85	W	38-35	H	11/3/62	L	21-26	H	9/29/01	L	14-27	H	<b>OREGON STATE (1-2)</b>			
				11/4/61	L	8-14	A	10/31/98	L	7-38	H	11/7/64	L	14-24	A
<b>NEBRASKA (9-8-3)</b>				10/29/60	L	3-21	H	10/18/97	L	0-31	A	10/9/63	W	20-15	H
10/15/16	L	22-27	H	10/31/59	L	13-30	H	11/16/96	L	17-27	H	10/8/60	L	6-20	H
9/30/78	L	17-69	H	10/26/56	W	19-13	H	11/18/95	L	3-42	A				
10/1/77	L	13-31	A	10/22/55	W	20-14	H	11/12/94	L	17-32	H				
9/18/76	L	13-45	H	11/13/54	W	14-13	A	11/13/93	L	17-23	A				
9/20/75	L	0-45	A	11/14/53	W	14-6	H	11/14/92	L	10-27	H				
10/17/59	W	23-7	A	10/25/52	L	13-23	A	11/16/91	L	16-20	A	<b>PACIFIC (1-0)</b>			
10/19/56	W	19-14	A	1947	L	6-7	A	10/13/90	T	27-27	H	10/2/54	W	34-6	H
9/30/50	T	20-20	A	1946	W	7-6	A	10/14/89	L	31-35	A				
1947	W	17-0	A	1945	W	7-7	A	10/8/88	W	41-7	H	<b>PENN STATE (1-19)</b>			
1946	W	27-7	A	1944	W	14-7	A	10/10/87	W	31-10	A	11/2/16	L	31-45	H
1945	W	54-14	H	1943	L	6-14	A	10/11/86	L	22-24	H	10/10/15	L	7-29	A
1944	W	54-0	H	1940	L	14-20	A	10/12/85	L	7-48	A	11/8/14	L	7-13	H
1943	W	54-13	A	1941	L	7-20	A	11/3/84	L	7-50	A	10/5/13	W	44-24	H
1942	W	12-0	A	1939	L	0-25	A	11/5/83	L	17-56	H	11/17/12	L	22-45	A
1941	W	21-13	A	1938	L	0-7	A	10/23/82	L	25-49	H	10/1/11	L	18-16	H
1940	L	7-13	A	1937	L	0-25	H	10/24/81	L	10-29	A	11/4/09	L	20-31	A
1939	T	7-7	H	1936	L	0-25	H	10/18/80	L	17-27	A	11/15/08	L	7-34	A
1938	T	0-0	A	1935	W	19-14	A	10/17/79	L	6-47	A	10/20/07	L	31-36	H
1937	L	0-7	A	1934	W	19-14	H	11/18/78	L	18-21	H	11/13/04	L	18-22	H
1936	L	9-13	A	1933	L	2-12	H	11/12/77	L	7-35	A	11/15/03	L	7-52	A
				1932	L	0-20	A	10/30/76	L	7-47	H	11/16/02	L	25-58	H
<b>NOBLESVILLE (0-1)</b>				1931	L	0-21	H	11/1/75	L	14-24	A	11/7/01	L	14-28	A
1896	L	6-8	H	1926	L	14-17	H	10/19/74	L	9-49	A	10/28/00	L	24-27	N@
				1924	L	7-17	A	10/20/73	L	7-37	H	9/25/99	L	24-45	A
<b>NOBLESVILLE A.C. (1-0)</b>				1923	W	7-6	N@	12/21/72	L	7-44	A	10/26/96	L	26-48	H
1895	W	30-0	H	1919	L	2-3	A	10/16/71	L	7-27	H	10/28/95	L	21-45	A
				1916	L	0-7	H	11/5/66	L	0-7	A	11/5/94	L	29-35	H
<b>NORTH CAROLINA (0-2)</b>				1915	W	14-6	A	11/6/65	L	10-17	A	11/6/93	L	31-38	A
9/11/99	L	30-42	H	1914	W	27-0	H	10/3/64	L	9-17	A	^ - FedExField - Landover, Md.			
9/6/97	L	6-23	A	1913	W	21-20	H	10/5/63	L	0-21	H	@ RCA Dome - Indianapolis, Ind.			
				10/26/12	L	6-21	H	11/10/62	L	7-10	A	<b>PITTSBURGH (7-2)</b>			
<b>NC STATE (0-4)</b>				1911	L	0-5	A	11/11/61	L	7-16	H	11/1/52	L	7-28	A
9/6/01	L	14-35	A	1900	L	0-12	H	11/5/60	L	7-36	A	10/6/51	W	13-6	H
9/9/00	L	38-41	H	1899	L	6-11	A	11/7/59	T	0-0	A	10/22/49	W	48-14	H
10/2/76	L	21-24	H					10/18/58	L	8-49	A	10/23/48	L	14-21	A
10/4/75	L	0-27	A	@ - game played in Indianapolis, Ind.				10/19/57	L	0-56	A	1947	W	41-6	H
				<b>NOTRE DAME (5-23-1)</b>				11/9/56	L	14-35	A	1946	W	20-6	H
<b>NORTH TEXAS (1-1)</b>				9/7/61	L	27-49	A	11/5/55	L	13-20	A	1945	W	19-0	A
10/4/14	W	49-24	H	9/27/59	L	0-19	A	9/25/54	L	0-29	A	1944	W	47-0	H
9/24/11	L	21-24	A	10/5/57	L	0-26	A	9/26/53	L	12-36	A	1942	W	19-7	A
				10/5/56	L	6-20	A	9/27/52	L	13-33	A				
<b>NORTHERN ILLINOIS (1-0)</b>				10/1/55	L	0-19	A	10/20/51	W	32-10	A	<b>PURDUE (41-72-6)</b>			
9/11/93	W	28-10	H	9/29/51	L	6-48	A	10/14/50	L	14-26	H	11/26/16	W	26-24	H
				10/21/50	W	20-7	H	10/1/49	L	0-16	H	11/28/15	W	54-36	A
<b>NORTHWESTERN (34-47-1)</b>				9/24/49	L	6-49	A	10/16/48	L	7-17	H	11/29/14	W	23-16	H
10/22/16	L	14-24	A	11/6/48	L	6-42	H	1947	W	7-0	A	11/30/13	W	56-36	H
9/29/12	L	29-44	A	1941	L	6-19	A	1944	L	7-21	A	11/24/12	L	35-56	A
10/29/11	L	38-59	H	1933	L	2-12	H	1943	W	20-14	A	11/26/11	L	25-33	H
10/30/10	L	17-20	H												



# YEAR-BY-YEAR SERIES SCORES

11/27/10	W	34-31 (OT)	A	1916	T	0-0	A	<b>TEXAS CHRISTIAN (0-4)</b>	10/20/62	L	15-21	A			
11/21/09	L	21-38	H	1915	L	0-7	H	9/23/72	L	28-31	H	10/21/61	W	33-7	H
11/22/08	L	10-62	A	1914	L	13-23	A	10/8/49	L	6-13	H	<b>WEST VIRGINIA (3-3)</b>			
11/17/07	W	27-24	H	1913	L	7-42	H	10/9/48	L	6-7	H	10/5/74	L	0-24	H
11/18/06	L	19-28	A	11/23/12	L	7-34	A	1941	L	14-20	H	10/6/73	W	28-14	A
11/19/05	L	14-41	H	1911	L	5-12	A	<b>TOLEDO (3-0)</b>			10/3/70	L	10-16	H	
11/20/04	L	24-63	A	1910	W	15-0	A	9/7/96	W	40-6	A	11/18/61	W	17-9	A
11/22/03	L	16-24	H	1909	W	36-3	A	9/4/93	W	27-0	A	10/4/58	W	13-12	H
11/23/02	L	10-34	A	1908	W	10-4	A	9/30/89	W	32-12	H	1922	L	0-33	H
11/24/01	W	13-7	H	1905	T	11-11	A	<b>TOWSON (1-0)</b>			<b>WESTERN KENTUCKY (3-0)</b>				
11/18/00	L	13-41	A	1904	L	0-4	A	9/2/10	W	51-17	H	9/9/15	W	38-35	H
11/20/99	L	24-30	H	1902	L	0-39	A	<b>TRANSYLVANIA (0-1)</b>			9/18/10	W	38-21	A	
11/21/98	L	7-52	A	1901	W	11-6	H	1903	L	5-18	A	8/30/08	W	31-13	H
11/22/97	L	7-56	H	1900	W	24-5	H	<b>TUFTS (0-1)</b>			<b>WESTERN MICHIGAN (5-0)</b>				
11/23/96	W	33-16	A	1899	W	17-5	H	1916	L	10-12	N@	9/2/09	W	23-19	H
11/24/95	L	14-51	H	1898	L	0-14	A	<b>TULSA (1-0)</b>			9/8/07	W	37-27	A	
11/19/94	W	33-29	A	1897	L	6-20	A	1945	W	7-2	H	9/2/06	W	39-20	H
11/20/93	W	24-17	H	1894	L	Forfeit	H	<b>UTAH (1-3)</b>			9/12/98	W	45-30	H	
11/21/92	L	10-13	A	1893	L	0-64	H	12/28/16	L	24-26	N%	9/9/95	W	24-10	H
11/23/91	W	24-22	H	1892	L	0-68	H	9/07/02	L	13-40	A	<b>WISCONSIN (15-10-2)</b>			
11/24/90	W	28-14	A	1891	L	0-60	H	9/22/01	L	26-28	H	11/10/12	L	14-62	H
11/25/89	L	14-15	H	<b>RICE (2-0)</b>			1903	L	31-7	H	% - Foster Farms Bowl - Santa Clara, Calif.				
11/21/88	W	52-7	A	9/10/88	W	41-14	A	<b>VANDERBILT (2-0)</b>			11/3/10	L	20-83	A	
11/21/87	W	35-14	H	9/12/87	W	35-13	H	9/5/79	W	44-13	H	11/7/09	L	28-31	H
11/22/86	L	15-17	A	<b>ROSE POLYTECH (7-0-1)</b>			1899	W	20-0	A	11/8/08	L	20-55	H	
11/23/85	L	21-34	H	1925	W	32-7	H	<b>VILLANOVA (2-0)</b>			9/30/06	L	17-52	H	
11/17/84	L	24-31	A	1924	W	65-0	H	10/12/07	W	14-7	H	10/1/05	L	24-41	A
11/19/83	L	30-31	H	1901	W	58-0	H	10/15/55	W	14-7	H	10/12/02	W	32-29	H
11/20/82	W	13-7	A	1899	W	16-0	H	<b>VINCENNES (2-0)</b>			10/06/01	W	63-32	A	
11/21/81	W	20-17	H	1898	W	16-0	H	1902	W	33-0	H	11/1/00	L	22-43	H
11/22/80	L	23-24	A	1897	T	6-6	H	1900	W	62-0	H	10/16/99	L	0-59	A
11/17/79	L	21-37	H	1897	W	12-0	A	<b>VIRGINIA (0-2)</b>			10/3/98	L	20-24	H	
11/25/78	L	7-20	A	1895	W	8-4	H	9/10/11	L	31-34	H	9/27/97	L	26-27	A
11/19/77	W	21-10	H	<b>RUTGERS (1-2)</b>			1899	W	30-0	H	9/24/94	L	13-62	A	
11/20/76	W	20-14	A	11/5/16	W	33-27	A	<b>VIRGINIA TECH (0-1)</b>			9/25/93	L	15-27	H	
11/22/75	L	7-9	H	10/17/15	L	52-55	H	12/31/93	L	20-45	N%	10/24/92	W	10-3	H
11/23/74	L	17-38	A	11/15/14	L	23-45	A	% - Independence Bowl - Shreveport, La.			10/26/91	W	28-20	A	
11/24/73	L	23-28	H	<b>SAINT LOUIS (2-0)</b>			1917	W	40-0	H	11/10/90	W	20-7	H	
11/25/72	L	7-42	A	1917	W	40-0	H	<b>SOUTH CAROLINA (1-0)</b>			11/1/89	W	45-17	A	
11/20/71	W	38-31	H	1909	W	30-0	A	12/28/88	W	34-10	N%	11/1/86	W	21-7	H
11/21/70	L	0-40	A	<b>SOUTH CAROLINA ST. (1-0)</b>			1917/11	W	38-21	H	11/2/85	L	20-31	A	
11/22/69	L	21-44	H	9/17/11	W	38-21	H	<b>SOUTHERN CALIFORNIA (0-4)</b>			10/19/84	L	16-20	H	
11/23/68	L	35-38	A	9/18/82	L	7-28	H	1943	W	52-0	H	10/22/83	L	14-45	A
11/25/67	W	19-14	H	9/19/81	L	0-21	H	1929	W	19-2	H	11/6/82	W	20-17	A
11/19/66	L	6-51	A	1/1/88	L	3-14	N%	1928	W	14-0	H	11/7/81	L	7-28	H
11/20/65	L	21-26	H	10/3/53	L	14-27	A	1924	W	21-7	H	10/1/80	W	24-0	H
11/21/64	L	22-28	A	% - Rose Bowl - Pasadena, Calif.			1919	W	20-7	H	10/4/79	W	3-0	A	
11/30/63	L	15-21	H	<b>SOUTHERN ILLINOIS (1-1)</b>			1917	W	51-0	H	10/7/78	L	7-34	A	
11/17/62	W	12-7	A	9/5/15	W	48-47	H	1916	W	12-5	A	9/10/77	L	14-30	H
11/25/61	L	12-34	H	9/16/06	L	28-35	H	1905	W	40-0	H	11/13/76	W	15-14	H
11/19/60	L	6-35	A	<b>SOUTHERN METHODIST (0-1)</b>			1904	W	4-0	H	11/15/75	T	9-9	A	
11/21/59	L	7-10	H	1930	L	0-27	A	1903	L	0-5	H	10/26/74	L	25-35	H
11/22/58	T	15-15	H	<b>SOUTHERN MISSISSIPPI (1-0)</b>			1902	W	34-0	H	10/27/73	L	7-31	A	
11/23/57	L	13-35	H	9/23/95	W	27-26	H	1901	W	24-6	H	10/14/72	W	33-7	H
11/23/56	L	20-39	A	<b>SYRACUSE (4-3)</b>			1896	W	38-0	H	10/9/71	L	29-35	A	
11/19/55	L	4-6	H	9/25/82	W	17-10	H	1895	W	12-10	H	10/24/70	L	12-30	H
11/20/54	L	2-13	A	9/26/81	L	7-21	A	1894	L	0-46	H	10/25/69	L	34-36	A
11/21/53	L	0-30	H	10/7/72	L	10-2	A	1893	L	12-24	H	11/2/68	W	21-20	A
11/22/52	L	16-21	H	9/27/71	L	0-7	H	1892	W	36-24	H	11/4/67	W	14-9	H
11/24/51	L	12-21	H	1936	W	9-7	H	1891	L	0-25	H	10/6/62	L	6-30	A
11/25/50	L	0-13	A	1925	L	0-14	H	1889	L	2-40	H	10/7/61	L	3-6	H
11/19/49	L	6-14	H	1919	W	12-6	H	<b>WAKE FOREST (1-1)</b>			11/15/62	L	14-37	H	
11/20/48	L	0-39	A	<b>TEMPLE (1-0-1)</b>			9/26/15	W	31-24	A	10/29/49	L	14-30	H	
1947	W	16-14	H	10/18/52	W	33-0	H	<b>WASHINGTON (2-1)</b>			9/25/48	W	35-7	A	
1946	W	34-20	A	1934	T	6-6	A	9/6/03	L	13-38	A	1947	T	7-7	H
1945	W	26-0	H	<b>TENNESSEE (0-1)</b>			9/23/78	W	14-7	H	1943	W	34-0	H	
1944	W	14-6	A	1/2/88	L	22-27	N%	9/25/76	W	20-13	A	1941	L	25-27	A
1943	L	0-7	H	% - Peach Bowl - Atlanta, Ga.			<b>WASHINGTON (IND.) (3-0)</b>			1940	L	10-27	A		
1942	W	20-0	A	<b>TEXAS (0-3)</b>			1911	W	12-0	H	1939	W	14-0	A	
1941	W	7-0	H	10/1/66	L	0-35	A	1905	W	39-0	H	1938	L	0-6	A
1940	W	3-0	A	1940	L	12-27	A	1904	W	22-6	A	1926	L	2-27	A
1939	L	6-7	H	<b>WASHINGTON &amp; LEE (0-0-1)</b>			<b>WASHINGTON (IND.) (3-0)</b>			1923	L	0-52	H		
1938	L	6-13	A	10/23/65	L	7-8	H	<b>WASHINGTON STATE (1-2)</b>			1922	L	0-20	A	
1937	L	7-13	H	<b>WASHINGTON &amp; LEE (0-0-1)</b>			<b>WASHINGTON STATE (1-2)</b>			1910	W	12-3	N@		
1936	T	20-20	A	% - game played in Indianapolis, Ind.			<b>WASHINGTON STATE (1-2)</b>			1909	L	3-6	A		
1935	W	7-0	H	<b>XAVIER (0-1)</b>			<b>WASHINGTON STATE (1-2)</b>			1908	L	0-11	H		
1934	W	17-6	A	1933			10/23/65			1907	L	18-18	A		
1933	L	3-19	H	1933			10/23/65			% - game played in Indianapolis, Ind.					
1932	L	7-25	A	1933			10/23/65			1907					
1931	L	0-19	H	1933			10/23/65			1906					
1930	W	7-6	A	1933			10/23/65			1905					
1929	L	0-32	H	1933			10/23/65			1904					
1928	L	0-14	A	1933			10/23/65			1903					
1927	L	6-21	H	1933			10/23/65			1902					
1926	L	14-24	A	1933			10/23/65			1901					
1925	T	0-0	H	1933			10/23/65			1900					
1924	L	7-26	A	1933			10/23/65			1899					
1923	W	3-0	H	1933			10/23/65			1898					
1922	T	7-7	A	1933			10/23/65			1897					
1921	W	3-0	H	1933			10/23/65			1896					
1920	W	10-7	A	1933			10/23/65			1895					
1917	W	37-0	H	1933			10/23/65			1894					



# ALL-TIME RECORD VS. OPPONENTS

OPPONENT	W	L	T	Pct.
Akron	3	0	0	1.000
Arizona	2	2	0	.500
Arkansas State	1	0	0	1.000
Auburn	0	1	0	.000
Ball State	5	3	0	.625
Baylor	2	1	0	.667
Bedford	1	0	0	1.000
Boston College	0	1	0	.000
Bowling Green	1	1	0	.500
Brigham Young	1	0	0	1.000
Butler	5	5	0	.500
California	0	2	0	.000
Camp Taylor	0	1	0	.000
Central Michigan	3	1	0	.750
Central	3	1	0	.750
Chicago	5	20	1	.212
Cincinnati	9	3	2	.750
Colgate	0	1	0	.000
Colorado	1	3	0	.250
Connecticut	0	2	0	.000
Cornell	1	0	0	1.000
Danville A.C.	1	0	0	1.000
DePauw	23	7	3	.742
Detroit	0	1	0	.000
Duke	2	2	0	.500
Earlham	3	0	0	1.000
Eastern Kentucky	1	0	0	1.000
Eastern Michigan	1	0	0	1.000
Florida	1	0	0	1.000
<b>Florida International</b>	<b>2</b>	<b>0</b>	<b>0</b>	<b>1.000</b>
Florida State	0	1	0	.000
Fordham	0	1	0	.000
Fort Harrison	1	0	0	1.000
Fort Knox	2	0	0	1.000
Franklin	5	1	0	.833
Great Lakes	0	1	0	.000
Hanover	1	0	0	1.000
Harvard	0	2	0	.000
<b>Illinois</b>	<b>24</b>	<b>45</b>	<b>2</b>	<b>.352</b>
Indiana Medics	1	0	0	1.000
Indiana State	6	0	0	1.000
Indiana Training	1	0	0	1.000
Indianapolis Art	0	1	0	.000
Iowa	28	44	4	.395
Iowa Seahawks	0	1	0	.000
Kalamazoo	1	0	0	1.000
Kansas	1	1	0	.500
Kansas State	3	2	0	.600
Kent State	1	0	0	1.000
Kentucky	18	17	1	.514
Kentucky State	1	2	0	.333
Knightstown	1	0	0	1.000
Lake Forest	1	0	0	1.000
Louisiana State	1	2	0	.333
Louisville	2	0	0	1.000
Louisville A.C.	3	0	0	1.000
Manual Training	1	0	0	1.000
Marquette	6	0	0	1.000
<b>Maryland</b>	<b>4</b>	<b>1</b>	<b>0</b>	<b>.800</b>
Massachusetts	1	0	0	1.000
Miami (Fla.)	1	1	0	.500
Miami (Ohio)	10	3	1	.750
<b>Michigan</b>	<b>9</b>	<b>56</b>	<b>0</b>	<b>.139</b>
Michigan Aggies	2	0	0	1.000
<b>Michigan State</b>	<b>16</b>	<b>45</b>	<b>2</b>	<b>.270</b>

Millikin	1	0	0	1.000
Minnesota	26	38	3	.411
Mississippi Aggie	1	0	0	1.000
Mississippi State	1	0	0	1.000
Missouri	7	3	2	.667
Murray State	1	0	0	1.000
Navy	2	2	0	.500
Nebraska	9	8	3	.525
Noblesville	0	1	0	.000
Noblesville A.C.	1	0	0	1.000
North Carolina	0	2	0	.000
NC State	0	4	0	.000
North Texas	1	1	0	.500
Northern Illinois	1	0	0	1.000
Northwestern	34	47	1	.421
Notre Dame	5	23	1	.190
Ohio	4	1	0	.800
<b>Ohio State</b>	<b>12</b>	<b>73</b>	<b>5</b>	<b>.161</b>
Oklahoma	1	0	0	1.000
Oklahoma State	0	1	1	.250
Oregon	1	2	0	.333
Oregon State	1	2	0	.333
Pacific	1	0	0	1.000
<b>Penn State</b>	<b>1</b>	<b>19</b>	<b>0</b>	<b>.050</b>
Pittsburgh	7	2	0	.778
<b>Purdue</b>	<b>41</b>	<b>72</b>	<b>6</b>	<b>.370</b>
Rice	2	0	0	1.000
Rose Polytech	7	0	1	.938
<b>Rutgers</b>	<b>1</b>	<b>2</b>	<b>0</b>	<b>.333</b>
Saint Louis	2	0	0	1.000
South Carolina	1	0	0	1.000
South Carolina State	1	0	0	1.000
Southern California	0	4	0	.000
Southern Illinois	1	1	0	.500
Southern Methodist	0	1	0	.000
Southern Mississippi	1	0	0	1.000
Syracuse	4	3	0	.571
Temple	1	0	1	.750
Tennessee	0	1	0	.000
Texas	0	3	0	.000
Texas Christian	0	4	0	.000
Toledo	3	0	0	1.000
Towson	1	0	0	1.000
Transylvania	0	1	0	.000
Tufts	0	1	0	.000
Tulsa	1	0	0	1.000
Utah	1	3	0	.250
Vanderbilt	2	0	0	1.000
Villanova	2	0	0	1.000
Vincennes	2	0	0	1.000
<b>Virginia</b>	<b>0</b>	<b>2</b>	<b>0</b>	<b>.000</b>
Virginia Tech	0	1	0	.000
Wabash	14	6	0	.700
Wake Forest	1	1	0	.500
Washington	2	1	0	.667
Washington (Ind.)	3	0	0	1.000
Washington & Lee	0	0	1	.500
Washington State	1	2	0	.333
West Virginia	3	3	0	.500
Western Kentucky	3	0	0	1.000
Western Michigan	5	0	0	1.000
William & Mary	1	0	0	1.000
<b>Wisconsin</b>	<b>18</b>	<b>40</b>	<b>2</b>	<b>.317</b>
Xavier	0	1	0	.000

- Bold indicates 2017 opponent

## INDIANA RECORD VS. CONFERENCES

CONFERENCE	W	L	T	Pct.
<b>Atlantic Coast</b>	<b>6</b>	<b>14</b>	<b>0</b>	<b>.300</b>
Big East	15	11	1	.574
<b>Big Ten</b>	<b>206</b>	<b>486</b>	<b>24</b>	<b>.305</b>
Big 12	23	19	6	.542
<b>Conference USA</b>	<b>16</b>	<b>7</b>	<b>2</b>	<b>.680</b>
Ivy League	1	2	0	.333
Mid-American	38	9	1	.802
Pacific 10	7	15	0	.318
Southeastern	27	21	1	.561
<b>Sun Belt</b>	<b>2</b>	<b>1</b>	<b>0</b>	<b>.667</b>
Mountain West	2	2	0	.500
Western Athletic	3	1	0	.750
Independent	8	25	1	.250

- Bold indicates conference of 2017 opponents

## MOST VICTORIES vs. FBS OPPONENTS

Purdue	41
Northwestern	34
Iowa	28
Minnesota	26
Illinois	24
Wisconsin	18
Kentucky	18



# THE OLD BRASS SPITTOON

The Old Brass Spittoon has been awarded to the winner of the Indiana-Michigan State football game since the trophy's inception in 1950.

The trophy was initiated by the junior and senior classes and student council at MSU and was quickly accepted by the IU Student Senate.

The spittoon came from one of Michigan's earliest trading posts and is widely believed to be nearly 200 years old. Legend holds that the spittoon was around when both institutions were founded (IU - 1820, MSU - 1855).

Indiana and Michigan State have faced each other since 1922 and the trophy became a part of the series 28 years after the first meeting.



The Hoosiers won the Old Brass Spittoon with a 24-21 overtime victory in 2016.

## RECORDS

Overall Series: ..... MSU leads 45-16-2  
Indiana at Home: ..... 10-21-1  
Michigan State at Home: ..... 24-6-1  
Spittoon Game (1950-): ..... MSU leads 45-13-1

## MOST POINTS

Indiana: ..... 46, 2006, Indiana 46-21  
Michigan State: ..... 56, (2x)  
..... 2002, MSU 56-21; 2014, MSU 56-17  
IU at Home: ..... 46, 2006, Indiana 46-21  
IU on the Road: ..... 37, 2001, Indiana 37-28  
MSU at Home: ..... 55, 2011, MSU 55-3  
MSU on the Road: ..... 56, (2x)  
..... 2002, MSU 56-21; 2014, MSU 56-17

## MARGIN OF VICTORY

Indiana: ..... 31, 1991, Indiana 31-0  
Michigan State: ..... 54, 1957, MSU 54-0  
IU at Home: ..... 31, 1991, Indiana 31-0  
IU on the Road: ..... 16, 1969, Indiana 16-0  
MSU at Home: ..... 54, 1957, MSU 54-0  
MSU on the Road: ..... 39, 2014, MSU 56-17

## LONGEST WINNING STREAK

Indiana: ..... 3 from 1967-69  
Michigan State: ..... 8 from 1950-57

## INDIANA RECORD BY DECADE

1920s: ..... 2-0-0  
1930s: ..... 0-0-1  
1940s: ..... 1-0-0  
1950s: ..... 1-9-0  
1960s: ..... 4-6-0  
1970s: ..... 0-6-1  
1980s: ..... 2-7-0  
1990s: ..... 3-6-0  
2000s: ..... 2-6-0  
2010s: ..... 1-5-0

## ALL-TIME OLD BRASS SPITTOON GAME RESULTS

Year	H/A	IU	MSU	Year	A	IU	MSU	Year	H	IU	MSU
1922 <sup>^</sup>	H	14	6	1968	A	24	22	1995	H	13	31
1927 <sup>^</sup>	H	33	7	1969	A	16	0	1996	A	15	38
1939 <sup>^</sup>	A	7	7	1970	H	7	32	1997	H	6	38
1940 <sup>^</sup>	H	20	0	1972	A	9	10	1998**	A	31	38
1950	A	0	35	1974	H	10	19	2001	A	37	28
1951	H	26	30	1975	H	6	14	2002	H	21	56
1952	H	14	41	1976	A	0	23	2003	A	3	31
1953	A	18	47	1977	H	13	13	2004	H	20	30
1954	H	14	21	1978	A	14	49	2005	A	15	46
1955	H	13	20	1981	A	3	26	2006	H	46	21
1956	A	6	53	1982	H	14	22	2007	A	27	52
1957	A	0	54	1983	H	24	12	2008	H	29	42
1958	H	6	0	1984	A	6	13	2011	A	3	55
1959	A	6	14	1985	H	16	35	2012	H	27	31
1960	H	0	35	1986	A	17	14	2013	A	28	42
1961	A	0	35	1987	A	3	27	2014	H	17	56
1962	H	8	26	1988	H	12	38	2015	A	26	52
1963	A	3	20	1989	H	20	51	2016*	H	24	21
1964	H	27	20	1990	A	20	45				
1965	A	13	27	1991	H	31	0				
1966	H	19	37	1992	A	31	42				
1967	A	14	13	1993	H	10	0				
				1994#	A	21	27				

\* - overtime

# - game later forfeited to IU

<sup>^</sup> - prior to Old Brass Spittoon



# THE OLD OAKEN BUCKET

The symbol of football supremacy between Indiana and Purdue, the Old Oaken Bucket, has become one of the nation's most recognized and famed trophies in its 92 years of spirited rivalry.

Both institutions had been meeting on the football field since 1891 when the Indiana and Purdue Alumni Clubs of Chicago held a joint meeting in 1925 to "discuss the possibility of undertaking a worthy joint enterprise on behalf of the two schools." Dr. Clarence Jones proposed the creation of a traditional football trophy to go to the winner of the annual clash. Dr. Jones and Russel Gray of Purdue were appointed to recommend a suitable trophy by J. Frank Lindsey, (Indiana, class of 1913), who was elected chairman of the joint committee.

At a later meeting they recommended "an old oaken bucket as the most typical Hoosier form of trophy, that the bucket should be taken from some well in Indiana, and that a chain to be made of bronze block 'I' and 'P' letters should be provided for the bucket. The school winning the traditional football game each year should have possession of the 'Old Oaken Bucket' until the next game and should attach the block letter representing the winning school to the bail with the score engraved on the latter link."

Fritz Ernst of Purdue and Indiana's Wiley J. Huddle were given the task of finding the



Indiana has won four straight Old Oaken Bucket games for the second time (1944-47).

bucket. They located it on the old Bruner Farm between Kent and Hanover in Southern Indiana. The region had been settled by the Bruner family in the 1840s, making today's bucket around 175 years of age.

Excellent repair work put the bucket, moss and mold-covered with some staves showing signs of decay, into good shape for its initial appearance, which ended in a 0-0 tie in 1925 in Bloomington.

## ALL-TIME OLD OAKEN BUCKET GAME RESULTS

Year	H/A	IU	Purdue	1928	A	0	14	1959	H	7	10	1990	A	28	14
1891 <sup>A</sup>	A	0	60	1929	H	0	32	1960	A	6	35	1991	H	24	22
1892 <sup>A</sup>	A	0	68	1930	A	7	6	1961	H	12	34	1992	A	10	13
1893 <sup>A</sup>	A	0	64	1931	H	0	19	1962	A	12	7	1993	H	24	17
1894 <sup>A</sup>	H	forfeit		1932	A	7	25	1963	H	15	21	1994	A	33	29
1897 <sup>A</sup>	A	6	20	1933	H	3	19	1964	A	22	28	1995	H	14	51
1898 <sup>A</sup>	A	0	14	1934	A	17	6	1965	H	21	26	1996	A	33	16
1899 <sup>A</sup>	H	17	5	1935	H	7	0	1966	A	6	51	1997	H	7	56
1900 <sup>A</sup>	A	24	5	1936	A	20	20	1967	H	19	14	1998	A	7	52
1901 <sup>A</sup>	A	11	6	1937	H	7	13	1968	A	35	38	1999	H	24	30
1902 <sup>A</sup>	A	0	39	1938	A	6	13	1969	H	21	44	2000	A	13	41
1904 <sup>A</sup>	A	0	27	1939	H	6	7	1970	A	0	40	2001	H	13	7
1905 <sup>A</sup>	A	11	11	1940	A	3	0	1971	H	38	31	2002	A	10	34
1908 <sup>A</sup>	A	10	4	1941	H	7	0	1972	A	7	42	2003	H	16	24
1909 <sup>A</sup>	H	36	3	1942	A	20	0	1973	H	23	28	2004	A	24	63
1910 <sup>A</sup>	A	15	0	1943	H	0	7	1974	A	17	38	2005	H	14	41
1911 <sup>A</sup>	H	5	12	1944	A	14	6	1975	H	7	9	2006	A	19	28
1912 <sup>A</sup>	A	7	34	1945	H	26	0	1976	A	20	14	2007	H	27	24
1913 <sup>A</sup>	H	7	42	1946	A	34	20	1977	H	21	10	2008	A	10	62
1914 <sup>A</sup>	A	13	23	1947	H	16	14	1978	A	7	20	2009	H	21	38
1915 <sup>A</sup>	H	0	7	1948	A	0	39	1979	H	21	37	2010*	A	34	31
1916 <sup>A</sup>	A	0	0	1949	H	6	14	1980	A	23	24	2011	H	25	33
1917 <sup>A</sup>	H	37	0	1950	A	0	13	1981	H	20	17	2012	A	35	56
1920 <sup>A</sup>	A	10	7	1951	H	13	21	1982	A	13	7	2013	H	56	36
1921 <sup>A</sup>	H	3	0	1952	A	16	21	1983	H	30	31	2014	H	23	16
1922 <sup>A</sup>	A	7	7	1953	H	0	30	1984	A	24	31	2015	A	54	36
1923 <sup>A</sup>	H	3	0	1954	A	7	13	1985	H	21	34	2016	H	26	24
1924 <sup>A</sup>	A	7	26	1955	H	4	6	1986	A	15	17				
1925	H	0	0	1956	A	20	39	1987	H	35	14				
1926	A	14	24	1957	H	13	35	1988	A	52	7				
1927	H	6	21	1958	A	15	15	1989	H	14	15				

\* - overtime

<sup>A</sup> - prior to Old Oaken Bucket





# THE OLD OAKEN BUCKET

Overall Series:.....	Purdue leads 72-41-6
Indiana at Home:.....	19-34-1
Purdue at Home:.....	38-22-5
Bucket Game (1925-):.....	Purdue leads 58-31-3

## MOST POINTS

Indiana:.....	56, 2013, Indiana 56-36
Purdue:.....	68, 1892, Purdue 68-0
IU at Home:.....	56, 2013, Indiana 56-36
IU on the Road:.....	54, 2015, Indiana 54-36
PU at Home:.....	68, 1892, Purdue 68-0
PU on the Road:.....	56, 1997, Purdue 56-7

## MARGIN OF VICTORY

Indiana:.....	45 points, 1988, Indiana 52-7
Purdue:.....	68 points, 1892, Purdue 68-0
IU at Home:.....	37 pts, 1917, Indiana 37-0
IU on the Road:.....	45 pts, 1988, Indiana 52-7
PU at Home:.....	68 pts, 1892, Purdue 68-0
PU on the Road:.....	49 pts, 1997, Purdue 56-7

## LONGEST WINNING STREAK

Indiana:.....	4 from 1944-47, 2013-16
Purdue:.....	10 from 1948-57

## INDIANA'S RECORD BY DECADE

1890s:.....	1-6-0
1900s:.....	4-2-1
1910s:.....	2-5-1
1920s:.....	3-5-2
1930s:.....	3-6-1
1940s:.....	7-3-0
1950s:.....	0-9-1
1960s:.....	2-8-0
1970s:.....	3-7-0
1980s:.....	4-6-0
1990s:.....	5-5-0
2000s:.....	2-8-0
2010s:.....	5-2-0

## MEMORIAL STADIUM ATTENDANCE

1961:.....	34,798
1963:.....	33,987
1965:.....	50,046
1967:.....	52,770
1969:.....	56,223
1971:.....	50,978
1973:.....	44,789
1975:.....	43,455
1977:.....	52,914
1979:.....	53,202
1981:.....	48,466
1983:.....	52,038
1985:.....	51,752
1987:.....	51,951
1989:.....	47,502
1991:.....	51,596
1993:.....	48,429
1995:.....	34,029
1997:.....	46,559
1999:.....	51,344
2001:.....	36,685
2003:.....	41,404
2005:.....	50,023
2007:.....	50,741
2009:.....	48,607
2011:.....	42,005
2013:.....	44,882
2014:.....	40,079
2016:.....	43,103
<b>Total:.....</b>	<b>1,311,254 (46,702 avg./game)</b>

## TOP RUSHING PERFORMANCES

1. Otis Armstrong, Purdue, 1972.....	276
2. Mike Alstott, Purdue, 1995.....	264
3. Alex Smith, Indiana, 1994.....	245
4. Lonnie Johnson, Indiana, 1980.....	220
5. Courtney Snyder, Indiana, 1975.....	211
6. Montrell Lowe, Purdue, 2000.....	208
7. Harry Szulborski, Purdue, 1948.....	197
8. Darrick Burnett, Indiana, 1977.....	195
9. Mel Gray, Purdue, 1983.....	176
10. Akeem Hunt, Purdue, 2014.....	171
11. Otis Armstrong, Purdue, 1970.....	168
12. Anthony Thompson, Indiana, 1988.....	167
13. John Isenbarger, Indiana, 1969.....	165
14. Alex Smith, Indiana, 1996.....	164
15. Edwin Watson, Purdue, 1997.....	163

## TOP PASSING PERFORMANCES

1. Kyle Orton, Purdue, 2004.....	522
2. Danny Etling, Purdue, 2013.....	485
3. Curtis Painter, Purdue, 2008.....	448
4. Nate Sudfeld, Indiana, 2015.....	350
5. Cameron Coffman, Indiana, 2012.....	348
Robert Marve, Purdue, 2012.....	348
7. Jay Rodgers, Indiana, 1997.....	342
8. Darrick Appleby, 2015.....	332
9. Ben Chappell, Indiana, 2010.....	330
10. Antwan Randle El, Indiana, 1999.....	329
11. Mark Herrmann, Purdue, 1980.....	323
12. Rick Trefzger, Purdue, 1996.....	301
13. Steve Bradley, Indiana, 1983.....	295
14. Jim Everett, Purdue, 1985.....	293
15. Mike Phipps, Purdue, 1968.....	291

## TOP RECEIVING PERFORMANCES

1. Kyle Ingraham, Purdue, 2004.....	209
2. Brian Alford, Purdue, 1996.....	162
3. Cliff Benson, Purdue, 1982.....	159
4. Danny Anthrop, Purdue, 2013.....	151
James Hardy, Indiana, 2006.....	151
John Standeford, Purdue, 2003.....	151
7. Leroy Keyes, Purdue, 1968.....	149
8. Dave Young, Purdue, 1980.....	148
9. Jason Spear, Indiana, 1997.....	147
10. Duane Gunn, Indiana, 1983.....	140
11. Taylor Stubblefield, Purdue, 2004.....	138
12. Keith Smith, Purdue, 2008.....	136
13. Dorien Bryant, Purdue, 2004.....	131
14. Ernie Jones, Indiana, 1984.....	128
15. DeAngelo Yancey, Purdue, 2013.....	125



**Safety Jonathan Crawford was named IU's 2016 Old Oaken Bucket Game MVP after he collected two interceptions and one fumble recovery in the 26-24 victory.**

## GOVERNOR'S CUP



The rivalry between Indiana and Purdue continues with the 2017-18 Governor's Cup. The overall winner of the contest is awarded a trophy at the end of the season. The Hoosiers lead the all-sports competition between the two schools, 7-4-2. Each sport can earn one point toward the overall championship. A total of 20 points can be won. The winner of regular season head-to-head competition earns the point for its institution. Should the teams split or tie in regular season competition the point is split between the two institutions. If the two institutions do not compete in a head-to-head regular season competition, the team that places higher at the Big Ten Championships will be awarded the point.



# YEAR-BY-YEAR RESULTS

## 1885

**No Established Coach**  
**Captain: Harry Wise**  
No record of any games

## 1886

No record of any games

## 1887 • 0-1

**Coach: A.B. Woodford**  
**Captain: H. Wise**  
0.25 Franklin L 8-10

## 1888 • 0-0-1

**Coach: A.B. Woodford**  
**Captain: William Boss**  
DePauw T N/A

## 1889 • 0-2

**Coach: Evans Woolen**  
**Captain: Joseph Yakey**  
N.3 DePauw L 5-10  
N.16 Wabash L 2-40

## 1890

No record of any games

## 1891 • 1-5

**Coach: Billy Herod**  
**Captain: John Shafer**  
Butler L 6-52  
DePauw L 4-62  
Purdue L 0-60  
Butler L 6-26  
Wabash L 0-25  
Louisville A.C. W 30-0

## 1892 • 2-2

**No Established Coach**  
**Captain: John Shafer**  
Butler W 11-10  
Purdue L 0-68  
Wabash W 36-24  
DePauw L Forfeit

## 1893 • 1-4-1

**No Established Coach**  
**Captain: Kenneth Brewer**  
0.14 Purdue L 0-64  
0.21 Wabash L 12-24  
0.28 Butler L 0-38  
N.4 DePauw L 0-34  
Danville A.C. W 18-0  
N. 27 Kentucky T 24-24

## 1894 • 0-4-1

**Coaches: Ferbert & Huddleston**  
**Captain: Kenneth Brewer**  
0.13 DePauw L 10-20  
Louisville A.C. T 0-0  
0.27 Wabash L 0-46  
N.2 Butler L 0-58  
Purdue L Forfeit

## 1895 • 4-3-1

**Coaches: Dana Osgood & Wren**  
**Captain: Emmett King**  
Louisville A.C. W 36-0  
Indianapolis Lt. Art L 8-16  
Noblesville A.C. W 30-0  
DePauw L 0-14  
DePauw T 14-14  
Butler L 2-34  
Rose Polytechnic W 8-4  
Wabash W 12-10

## 1896 • 6-2

**Coach: Madison G. Genterman**  
**Captain: Emmett King**  
DePauw L 4-22  
Noblesville L 6-8  
Knightstown W 50-0  
Butler W 22-6  
Cincinnati W 16-0  
Wabash W 38-0  
Louisville A.C. W 38-24  
DePauw W 12-0

## 1897 • 6-1-1

**Coach: Madison G. Genterman**  
**Captain: Emmett King**  
Rose Polytechnic T 6-6  
at Rose Polytechnic W 12-0  
Bedford W 40-0  
Manual Training W 30-0  
at Purdue L 6-20  
DePauw W 18-0  
Miami (Ohio) W 22-6  
at DePauw W 14-0

## 1898 • 4-1-2

**Coach: James H. Horne**  
**Captain: William Youtsler**  
Rose Polytechnic W 16-0  
Indiana Training School W 20-0  
Cincinnati T 0-0  
at Notre Dame W 11-5  
at DePauw W 32-0  
at Purdue L 0-14  
at Cincinnati T 11-11

## 1899 • 6-2

**Coach: James H. Horne**  
**Captain: John Hubbard**  
Rose Polytechnic W 16-0  
at Illinois W 6-0  
at Notre Dame L 0-17  
at Vanderbilt W 20-0  
Cincinnati W 35-0  
DePauw W 34-0  
at Northwestern L 6-11  
Purdue W 17-5

## 1900 • 4-2-2/1-2-1 (7th)

**Coach: James H. Horne**  
**Captain: John Foster**  
Alumni T 0-0  
Earlham W 18-0  
Northwestern L 0-12  
Vincennes W 62-0  
Notre Dame W 6-0  
Michigan L 0-12  
Illinois T 0-0  
Purdue W 24-5

## 1901 • 6-3/1-2 (6th)

**Coach: James H. Horne**  
**Captain: Harry Davidson**  
Wabash W 24-6  
Rose Polytechnic W 56-0  
at Michigan L 0-33  
Franklin W 76-0  
Purdue W 11-6  
at Illinois L 0-18  
at Notre Dame L 5-18  
at Ohio State W 18-6  
DePauw W 24-0

## 1902 • 3-5-1/0-4 (T-7th)

**Coach: James H. Horne**  
**Captain: Walter Railsback**  
Wabash W 34-0  
at Michigan L 0-60  
DePauw W 16-5  
Notre Dame L 5-11  
at Illinois L 0-47  
at Chicago L 0-39  
at Purdue L 0-39  
Vincennes W 33-0  
at Ohio State T 6-6

## 1903 • 4-4/1-2 (6th)

**Coach: James H. Horne**  
**Captain: Z. G. Clevenger**  
Wabash L 0-5  
at Chicago L 0-34  
Earlham W 39-0  
at Michigan L 0-51  
Illinois W 17-0  
DePauw W 70-0  
at Transylvania L 5-18  
Ohio State W 17-16

## 1904 • 6-4/0-3 (T-7th)

**Coach: James H. Horne**  
**Captain: Willis Coval**  
Alumni W 11-5  
Indiana Medics W 12-0  
at Chicago L 0-56  
at Kentucky State L 0-12  
at Illinois L 0-10  
at Washington University W 22-6  
Ohio State W 8-0  
at Wabash W 4-0  
at Purdue L 0-27  
Kent W 27-0

## 1905 • 8-1/0-1-1 (T-6th)

**Coach: James M. Sheldon**  
**Captain: Frank Hare**  
Alumni W 5-0  
Butler W 31-0  
at Kentucky W 29-0  
at Chicago L 5-16  
Washington University W 39-0  
at Purdue T 11-11  
Cincinnati W 47-6  
Notre Dame W 22-5  
Wabash W 40-0  
at Ohio State W 11-0

## 1906 • 4-2/0-2 (T-6th)

**Coach: James M. Sheldon**  
**Captain: Frank Wade**  
Alumni W 16-0  
at Wabash W 12-5  
at Chicago L 8-33  
DePauw W 55-0  
at Notre Dame W 12-0  
at Minnesota L 6-8

## 1907 • 2-3-1/0-3 (T-5th)

**Coach: James M. Sheldon**  
**Captain: Charles Tighe**  
DePauw W 25-9  
at Chicago L 6-27  
Alumni W 40-0  
at Notre Dame T 0-0  
at Wisconsin L 8-11  
Illinois L 6-10

## 1908 • 3-4/1-3 (T-4th)

**Coach: James M. Sheldon**  
**Captain: Scott Paddock**  
Alumni-Freshmen W 11-0  
DePauw W 16-0  
at Chicago L 6-29  
Wisconsin L 0-16  
at Illinois L 0-10  
at Notre Dame L 0-11  
at Purdue W 10-4

## 1909 • 4-3/1-3 (T-5th)

**Coach: James M. Sheldon**  
**Captain: Ashel Cunningham**  
DePauw W 28-5  
at Chicago L 0-28  
Lake Forest W 27-5  
at Wisconsin L 3-6  
at St. Louis W 30-0  
at Illinois L 5-6  
Purdue W 36-3

## 1910 • 6-1/3-1 (3rd)

**Coach: James M. Sheldon**  
**Captain: Arthur Berndt**  
DePauw W 12-0  
at Chicago W 6-0  
Millikin W 33-0  
vs. Wisconsin@ W 12-3  
Butler W 33-0  
Illinois L 0-3  
at Purdue W 15-0

@ - game played at Washington Park in Indianapolis, Ind.



# YEAR-BY-YEAR RESULTS

## 1911 • 3-3-1/0-3-1 (8th)

**Coach:** James M. Sheldon

**Captain:** Andrew Gill

DePauw	W	9-6
at Chicago	L	6-23
Franklin	W	42-0
at Northwestern	L	0-5
Washington University	W	12-0
at Illinois	T	0-0
Purdue	L	5-12

## 1912 • 2-5/0-5 (8th)

**Coach:** James M. Sheldon

**Captain:** Floyd Flemming

S.28	DePauw	W	20-0
0.5	at Chicago	L	0-13
0.19	at Illinois	L	7-13
0.26	Earlham	W	33-7
N.2	vs. Iowa @	L	6-13
N.9	Northwestern	L	6-21
N.23	at Purdue	L	7-34

@ - game played at Washington Park in Indianapolis, Ind.

## 1913 • 3-4/2-4 (6th)

**Coach:** James M. Sheldon

**Captain:** Edgar Davis

DePauw	W	48-3
at Chicago	L	7-21
vs. Illinois @	L	0-10
at Ohio State	W	7-6
at Iowa	L	0-60
Northwestern	W	21-20
Purdue	L	7-42

@ - game played at Washington Park in Indianapolis, Ind.

## 1914 • 3-4/1-4 (8th)

**Coach:** Clarence C. Childs

**Captain:** Mark Erehart

DePauw	W	13-6
at Chicago	L	0-34
Illinois	L	0-51
Northwestern	W	27-0
Miami (Ohio)	W	48-3
vs. Ohio State @	L	3-13
at Purdue	L	13-23

@ - game played at Washington Park in Indianapolis, Ind.

## 1915 • 3-3-1/1-3 (8th)

**Coach:** Clarence C. Childs

**Captain:** Frank Whitaker

DePauw	W	7-0
Miami (Ohio)	W	41-0
at Chicago	L	7-13
Washington & Lee	T	7-7
at Ohio State	L	9-10
at Northwestern	W	14-6
Purdue	L	0-7

## 1916 • 2-4-1/0-3-1 (T-8th)

**Coach:** Ewald O. Stiehm

**Captain:** Freal McIntosh

DePauw	W	20-0
at Chicago	L	0-22
vs. Tufts @	L	10-12
Northwestern	L	0-7
at Ohio State	L	7-46
Florida	W	14-3
at Purdue	T	0-0

@ - game played at Washington Park in Indianapolis, Ind.

## 1917 • 5-2/1-2 (7th)

**Coach:** Ewald O. Stiehm

**Captain:** Russell Hathaway

Franklin	W	50-0
Wabash	W	51-0
St. Louis	W	40-0
at Minnesota	L	9-33
at Ohio State	L	3-26
DePauw	W	35-0
Purdue	W	37-0

## 1918 • 2-2/0-0

**Coach:** Ewald O. Stiehm

**Captain:** Russell Julius

Kentucky State	L	7-24
at Camp Taylor	L	3-7
Fort Harrison	W	41-0
DePauw	W	13-0

## 1919 • 3-4/0-2 (T-9th)

**Coach:** Ewald O. Stiehm

**Captain:** Roscoe Minton

Wabash	W	20-7
Centre	L	3-12
Kentucky State	W	24-0
at Minnesota	L	6-20
Notre Dame @	L	3-6
at Northwestern	L	2-13
Syracuse	W	12-6

@ - game played in Indianapolis, Ind.

## 1920 • 5-2/3-1 (3rd)

**Coach:** Ewald O. Stiehm

**Captain:** Elliott Risley

Franklin	W	47-0
Iowa	L	7-14
Mississippi Aggies	W	24-0
at Minnesota	W	21-7
at Northwestern	W	10-7
Notre Dame @	L	10-13
at Purdue	W	10-7

@ - game played in Indianapolis, Ind.

## 1921 • 3-4/1-2 (T-6th)

**Coach:** Ewald O. Stiehm

**Captain:** John Kyle

Franklin	W	47-0
Kalamazoo	W	29-0
at Harvard	L	0-19
at Minnesota	L	0-6
Notre Dame @	L	7-28
at Iowa	L	0-41
Purdue	W	3-0

@ - game played in Indianapolis, Ind.

## 1922 • 1-4-2/0-2-1 (T-9th)

**Coach:** James P. Herron

**Captain:** Frank Hanny

0.7	DePauw	T	0-0
0.14	at Minnesota	L	0-20
0.21	at Wisconsin	L	0-20
0.28	Michigan Aggies	W	14-6
N.4	at Notre Dame	L	0-27
N.11	West Virginia	L	0-33
N.25	at Purdue	T	7-7

## 1923 • 3-4/2-2 (T-5th)

**Coach:** William A. Ingram

**Captain:** Stewart Butler

0.6	DePauw	L	0-3
0.13	at Northwestern @	W	7-6
0.20	Wisconsin	L	0-52
N.3	Hanover	W	32-0
N.10	at Chicago	L	0-27
N.17	Wabash	L	6-29
N.24	Purdue	W	3-0

@ - game played at Washington Park in Indianapolis, Ind.

## 1924 • 4-4/1-3 (7th)

**Coach:** William A. Ingram

**Captain:** Joseph Sloate

S.27	Rose Polytechnic	W	65-0
0.4	DePauw	W	21-0
0.11	Louisiana State @	L	14-20
0.18	at Chicago	L	0-23
N.1	at Northwestern	L	7-17
N.8	at Ohio State	W	12-7
N.15	Wabash	W	21-7
N.22	at Purdue	L	7-26

@ - game played in Indianapolis

## 1925 • 3-4-1/0-3-1 (T-9th)

**Coach:** William A. Ingram

**Captain:** Lawrence Marks

0.3	Indiana Normal	W	31-0
0.10	at Michigan	L	0-63
0.17	Syracuse	L	0-14
0.24	Miami (Ohio)	W	25-7
0.31	at Northwestern	L	14-17
N.7	at Ohio State	L	0-7
N.14	Rose Polytechnic	W	32-7
N.21	Purdue	T	0-0

## 1926 • 3-5/0-4 (T-8th)

**Coach:** Harlan O. (Pat) Page

**Captain:** Frank Sibley

0.2	DePauw	W	31-7
0.9	Kentucky	W	14-6
0.16	at Northwestern	L	0-20
0.23	at Wisconsin	L	2-27
0.30	Northwestern	L	0-21
N.6	at Notre Dame	L	0-26
N.13	Mississippi Aggies	W	19-6
N.19	at Purdue	L	14-24

## 1927 • 3-4-1/1-2-1 (8th)

**Coach:** Harlan O. (Pat) Page

**Captain:** Herman Byers

0.1	at Kentucky	W	21-0
0.8	at Chicago	L	0-13
0.15	Minnesota	T	14-14
0.22	Notre Dame	L	6-19
0.29	at Harvard	L	6-26
N.5	Michigan State	W	33-7
N.12	at Northwestern	W	18-7
N.19	Purdue	L	6-21

## 1928 • 4-4/2-4 (9th)

**Coach:** Harlan O. (Pat) Page

**Captain:** Charles Bennett, Robert Matthew

S.29	Wabash	W	14-0
0.6	at Oklahoma	W	10-7
0.13	at Michigan	W	6-0
0.20	at Illinois	L	7-13
0.27	Ohio State	L	0-13
N.10	at Minnesota	L	12-21
N.17	Northwestern	W	6-0
N.24	at Purdue	L	0-14

## 1929 • 2-5-1/1-3-1 (T-8th)

**Coach:** Harlan O. (Pat) Page

**Captain:** Paul Balay

S.28	Wabash	W	19-2
0.5	Notre Dame	L	0-14
0.12	at Chicago	L	7-13
0.19	Colgate	L	6-21
0.26	at Ohio State	T	0-0
N.2	at Minnesota	L	7-19
N.16	at Northwestern	W	19-14
N.23	Purdue	L	0-32

## 1930 • 2-5-1/1-3 (T-6th)

**Coach:** Harlan O. (Pat) Page

**Captain:** Paul Jasper

S.27	Miami (Ohio)	W	14-0
0.4	at Ohio State	L	0-23
0.11	Oklahoma A&M	T	7-7
0.18	at Minnesota	L	0-6
0.25	at SMU	L	0-27
N.1	at Notre Dame	L	0-27
N.8	Northwestern	L	0-25
N.22	at Purdue	W	7-6

## 1931 • 4-5-1/1-4-1 (7th)

**Coach:** Earle (Billy) Hayes

S.26	Ohio	W	7-6
0.5	Notre Dame	L	0-25
0.17	at Iowa	T	0-0
0.24	at Chicago	W	32-6
0.31	Ohio State	L	6-13
N.7	at Michigan	L	0-22
N.14	at Northwestern	L	6-7
N.21	Purdue	L	0-19
N.26	at Illinois	W	0-0^
N.26	at Chicago	W	6-0

^ - game awarded to Indiana by 8-4 first down margin

## 1932 • 3-4-1/1-4-1 (9th)

**Coach:** Earle (Billy) Hayes

0.1	Ohio	W	7-6
0.8	at Ohio State	T	7-7
0.15	Iowa	W	12-0
0.22	at Chicago	L	7-13
0.29	Mississippi State	W	19-0
N.5	Michigan	L	0-7
N.12	at Illinois	L	6-18
N.19	at Purdue	L	7-25



# YEAR-BY-YEAR RESULTS

## 1933 • 1-5-2/0-3-2 (T-8th)

**Coach: Earle (Billy) Hayes**

**Captain: Robert Jones**

S.30	Miami (Ohio)	W	7-0
0.7	at Minnesota	T	6-6
0.14	Notre Dame	L	2-12
0.21	at Northwestern	L	0-25
N.4	at Ohio State	L	0-21
N.11	at Chicago	T	7-7
N.18	at Xavier	L	0-6
N.25	Purdue	L	3-19

## 1934 • 3-3-2/1-3-1 (T-8th)

**Coach: Alvin N. (Bo) McMillin**

**Captain: Jack Sprauer**

S.29	Ohio	W	27-0
0.6	at Ohio State	L	0-33
0.13	at Temple	T	6-6
0.20	at Chicago	L	0-21
N.3	Iowa	T	0-0
N.10	at Minnesota	L	0-30
N.17	Maryland	W	17-14
N.24	at Purdue	W	17-6

## 1935 • 4-3-1/2-2-1 (T-3rd)

**Coach: Alvin N. (Bo) McMillin**

**Captain: Reed Kelso**

0.5	Centre	W	14-0
0.12	at Michigan	L	0-7
0.19	at Cincinnati	L	0-7
0.26	Ohio State	L	6-28
N.2	at Iowa	T	6-6
N.9	at Maryland	W	13-6
N.16	at Chicago	W	24-0
N.23	Purdue	W	7-0

## 1936 • 5-2-1/3-1-1 (T-4th)

**Coach: Alvin N. (Bo) McMillin**

**Captain: Chris Dal Sasso**

0.3	Centre	W	38-0
0.10	at Michigan	W	14-3
0.17	at Nebraska	L	9-13
0.24	at Ohio State	L	0-7
0.31	Iowa	W	13-6
N.7	Syracuse	W	9-7
N.14	at Chicago	W	20-7
N.21	at Purdue	T	20-20

## 1937 • 5-3/3-2 (3rd)

**Coach: Alvin N. (Bo) McMillin**

**Captain: Robert Kinderdine**

S.25	Centre	W	12-0
0.9	at Minnesota	L	0-6
0.16	Illinois	W	13-6
0.23	at Cincinnati	W	27-0
0.30	at Nebraska	L	0-7
N.6	at Ohio State	(8)	10-0
N.13	(17) at Iowa	W	3-0
N.20	(20) Purdue	L	7-13

## 1938 • 1-6-1/1-4 (9th)

**Coach: Alvin N. (Bo) McMillin**

**Captain: Paul Graham**

0.1	at Ohio State	L	0-6
0.8	at Illinois	L	2-12
0.15	at Nebraska	T	0-0
0.22	Kansas State	L	6-13
0.29	at Wisconsin	L	0-6
N.5	at Boston College	L	0-14
N.12	Iowa	W	7-3
N.19	at Purdue	L	6-13

## 1939 • 2-4-2/2-3 (T-7th)

**Coach: Alvin N. (Bo) McMillin**

**Captain: James Logan**

S.30	Nebraska	T	7-7
0.7	at Iowa	L	29-32
0.14	at Wisconsin	W	14-0
0.21	at Illinois	W	7-6
N.4	at Ohio State	(14)	0-24
N.11	at Fordham	L	0-13
N.18	at Michigan State	T	7-7
N.25	Purdue	L	6-7

## 1940 • 3-5/2-3 (T-6th)

**Coach: Alvin N. (Bo) McMillin**

**Captain: William Smith**

0.5	Texas	L	6-13
0.12	at Nebraska	L	7-13
0.19	Iowa	W	10-6
0.26	at Northwestern	(4)	L 7-20
N.2	at Ohio State	L	6-21
N.9	Michigan State	W	20-0
N.16	at Wisconsin	L	10-27
N.23	at Purdue	W	3-0

## 1941 • 2-6/1-3 (T-7th)

**Coach: Alvin N. (Bo) McMillin**

**Captain: Eugene White**

S.27	Detroit	L	7-14
0.4	at Notre Dame	L	6-19
0.11	Texas Christian	L	14-20
0.18	at Nebraska	(15)	W 21-13
0.25	at Wisconsin	L	25-27
N.1	at Iowa	L	7-13
N.8	at Northwestern	(10)	L 14-20
N.22	Purdue	W	7-0

## 1942 • 7-3/2-2 (T-5th)

**Coach: Alvin N. (Bo) McMillin**

**Captain: Bob White**

S.26	Butler	W	53-0
0.3	at Ohio State	L	21-32
0.10	at Nebraska	W	12-0
0.17	at Pittsburgh	W	19-7
0.24	Iowa	L	13-14
0.31	Iowa Seahawks	L	6-26
N.7	at Minnesota	(7)	W 7-0
N.14	Kansas State	W	54-0
N.21	(18) at Purdue	W	20-0
N.28	at Fort Knox	W	51-0

## 1943 • 4-4-2/2-3-1 (T-4th)

**Coach: Alvin N. (Bo) McMillin**

**Captain: John Tavener**

S.18	Miami (Ohio)	T	7-7
S.25	at Northwestern	L	6-14
0.2	Wabash	W	52-0
0.9	at Nebraska	W	54-13
0.16	at Iowa	T	7-7
0.23	Wisconsin	W	34-0
0.30	at Ohio State	W	20-14
N.6	at Michigan	(6)	L 6-23
N.13	Great Lakes	L	7-21
N.20	Purdue	(3)	L 0-7

## 1944 • 7-3/4-3 (5th)

**Coach: Alvin N. (Bo) McMillin**

**Captain: John Tavener**

S.16	Fort Knox	W	72-0
S.23	at Illinois	L	18-26
S.30	at Michigan	W	20-0
0.14	(19) Nebraska	W	54-0
0.21	(20) at Northwestern	W	14-7
0.28	(17) Iowa	W	32-0
N.4	(15) at Ohio State	(3)	L 7-21
N.11	at Minnesota	L	14-19
N.18	Pittsburgh	W	47-0
N.25	at Purdue	W	14-6

## 1945 • 9-0-1/5-0-1 (1st)

**BIG TEN CHAMPIONS - FINAL AP RANKING (4)**

**Coach: Alvin N. (Bo) McMillin**

**Captain: Russell Deal**

S.22	at Michigan	W	13-7
S.29	at Northwestern	T	7-7
0.6	at Illinois	W	6-0
0.13	(8) Nebraska	W	54-14
0.20	(8) at Iowa	W	52-20
0.27	(8) Tulsa	(14)	W 7-2
N.3	(5) Cornell (Iowa)	W	46-6
N.10	(6) at Minnesota	(20)	W 49-0
N.17	(4) at Pittsburgh	W	19-0
N.24	(4) Purdue	(18)	W 26-0

## 1946 • 6-3/4-2 (3rd)

**FINAL AP RANKING (20)**

**Coach: Alvin N. (Bo) McMillin**

**Captain: Howard Brown**

S.21	Cincinnati	L	6-15
S.28	at Michigan	L	0-21
0.5	at Minnesota	W	21-0

0.12	Illinois	(12)	W 14-7
0.19	(18) Iowa	(17)	L 0-13
0.26	at Nebraska	W	27-7
N.2	(20) Pittsburgh	W	20-6
N.9	at Northwestern	(17)	W 7-6
N.23	at Purdue	W	34-20

## 1947 • 5-3-1/2-3-1 (T-6th)

**Coach: Alvin N. (Bo) McMillin**

**Captain: Howard Brown**

S.27	at Nebraska	W	17-0
0.4	Wisconsin	T	7-7
0.11	at Iowa	L	14-27
0.18	Pittsburgh	W	41-6
0.25	at Northwestern	L	6-7
N.1	at Ohio State	W	7-0
N.8	at Michigan	(2)	L 0-35
N.15	Marquette	W	48-6
N.22	Purdue	W	16-14

## 1948 • 2-7/2-4 (T-5th)

**Coach: Clyde B. Smith**

**Captain: John Goldsberry**

S.25	at Wisconsin	W	35-7
0.2	Iowa	W	7-0
0.9	(17) Texas Christian	L	6-7
0.16	Ohio State	L	0-17
0.23	at Pittsburgh	L	14-21
0.30	at Minnesota	(15)	L 7-30
N.6	Notre Dame	(1)	L 6-42
N.13	at Michigan	(1)	L 0-54
N.20	at Purdue	L	0-39

## 1949 • 1-8/0-6 (9th)

**Coach: Clyde B. Smith**

**Captain: Walter Bartkiewicz**

S.24	at Notre Dame	L	6-49
0.1	at Ohio State	L	7-46
0.8	Texas Christian	L	6-13
0.15	at Iowa	L	9-35
0.22	Pittsburgh	(16)	W 48-14
0.29	Wisconsin	L	14-30
N.5	at Illinois	L	14-33
N.12	at Michigan	(5)	L 7-20
N.19	Purdue	L	6-14

## 1950 • 3-5-1/1-4 (T-8th)

**Coach: Clyde B. Smith**

**Captain: Ernest Kovatch**

S.30	at Nebraska	T	20-20
0.7	Iowa	(17)	W 20-7
0.14	Ohio State	(12)	L 14-26
0.21	Notre Dame	(11)	W 20-7
0.28	(19) at Illinois	(12)	L 0-20
N.4	at Michigan State	(13)	L 0-35
N.11	at Michigan	L	7-20
N.18	Marquette	W	18-7
N.25	at Purdue	L	0-13

## 1951 • 2-7/1-5 (8th)

**Coach: Clyde B. Smith**

**Captain: Eugene Gedman**

S.29	at Notre Dame	(14)	L 6-48
0.6	Pittsburgh	W	13-6
0.13	at Michigan	L	14-33
0.20	at Ohio State	(17)	W 32-10
0.27	Illinois	(4)	L 0-21
N.3	at Wisconsin	(10)	L 0-6
N.10	at Minnesota	L	14-16
N.17	Michigan State	(1)	L 26-30
N.24	Purdue	L	13-21

## 1952 • 2-7/1-5 (9th)

**Coach: Bernie Crimmins**

**Captain: Eugene Gedman**

S.27	at Ohio State	(20)	L 13-33
0.4	Iowa	W	20-13
0.11	at Michigan	L	13-28
0.18	Temple	W	33-0
0.25	at Northwestern	L	13-23
N.1	at Pittsburgh	L	7-28
N.8	Michigan State	(1)	L 14-41
N.15	Wisconsin	(15)	L 14-37
N.22	at Purdue	L	16-21



# YEAR-BY-YEAR RESULTS

## 1953 • 2-7/1-5 (9th)

**Coach: Bernie Crimmins**

**Captain: Bob Inserra**

S.26	at Ohio State	(7)	L	12-36	75,898
O.3	at USC	(7)	L	14-27	49,578
O.10	Marquette		W	21-20	27,594
O.17	at Michigan State	(2)	L	18-47	51,699
O.24	at Iowa		L	13-19	50,129
O.31	Missouri		L	7-14	22,000
N.7	at Minnesota	(13)	L	20-28	59,486
N.14	Northwestern		W	14-6	20,000
N.21	Purdue		L	0-30	33,000

## 1954 • 3-6/2-4 (7th)

**Coach: Bernie Crimmins**

**Captain: Bob Skoronski**

S.25	at Ohio State		L	0-28	72,703
O.2	Pacific		W	34-6	23,648
O.9	Michigan State		L	14-21	27,411
O.16	at Missouri		L	14-20	22,972
O.23	Iowa		L	14-27	30,789
O.30	at Michigan	(11)	W	13-9	49,817
N.6	Miami (Ohio)		L	0-6	24,563
N.13	at Northwestern		W	14-13	25,856
N.20	at Purdue		L	7-13	39,424

## 1955 • 3-6/1-5 (9th)

**Coach: Bernie Crimmins**

**Captain: John Bartkiewicz**

S.24	Michigan State		L	13-20	20,287
O.1	at Notre Dame	(4)	L	0-19	56,494
O.8	at Iowa		L	6-20	51,576
O.15	Villanova		W	14-7	24,242
O.22	at Northwestern		W	20-14	29,700
O.29	Ohio		W	21-14	18,108
N.5	at Ohio State	(11)	L	13-20	80,730
N.12	at Michigan	(7)	L	0-30	60,613
N.19	Purdue		L	4-6	30,945

## 1956 • 3-6/1-5 (10th)

**Coach: Bernie Crimmins**

**Captain: Eugene Cichowski**

S.29	Iowa		L	0-27	25,000
O.15	at Notre Dame	(17)	L	6-20	58,372
O.12	at Michigan State	(2)	L	6-53	58,858
O.19	at Nebraska		W	19-14	38,000
O.26	Northwestern		W	19-13	23,000
N.2	Marquette		W	19-13	21,000
N.9	at Ohio State	(7)	L	14-35	82,073
N.16	at Michigan	(10)	L	26-49	58,515
N.23	at Purdue		L	20-39	42,856

## 1957 • 1-8/0-6 (9th)

**Coach: Bob Hicks (Acting Coach)**

**Captain: Don Howell**

S.28	at Michigan State	(4)	L	0-54	52,162
O.5	at Notre Dame	(16)	L	0-26	54,026
O.12	Iowa	(8)	L	7-47	23,000
O.19	at Ohio State		L	0-56	78,348
O.26	Villanova		W	14-7	20,000
N.2	at Minnesota		L	0-34	63,206
N.9	Cincinnati		L	0-21	17,000
N.16	at Michigan	(18)	L	13-27	56,254
N.23	Purdue		L	13-35	27,000

## 1958 • 5-3-1/2-1 (5th)

**Coach: Phil Dickens**

**Captain: Mike Rabold**

S.27	at Notre Dame	(5)	L	0-18	49,347
O.4	West Virginia		W	13-12	20,000
O.11	at Iowa	(17)	L	13-34	50,700
O.18	at Ohio State	(3)	L	8-49	82,964
O.25	Miami (Ohio)		W	12-7	18,000
N.1	Minnesota		W	6-0	25,000
N.8	Michigan State		W	6-0	18,000
N.15	at Michigan		W	8-6	47,562
N.22	at Purdue	(8)	T	15-15	43,507

## 1959 • 4-4-1/2-4-1 (T-8th)

**Coach: Phil Dickens**

**Captain: Ted Smith**

S.26	Illinois		W	20-0	20,000
O.3	at Minnesota		L	14-24	52,927
O.10	Marquette		W	33-13	30,000
O.17	at Nebraska		W	23-7	36,000
O.24	at Michigan State		L	6-14	54,611
O.31	at Northwestern	(2)	L	13-30	41,296
N.7	at Ohio State		T	0-0	82,075

N.14	Michigan		W	26-7	27,000
N.21	Purdue		L	7-10	35,325

## 1960 • 1-8

**Coach: Phil Dickens**

**Captain: Richie Bradford**

S.24	at Illinois	(4)	L	6-17	38,444
O.1	at Minnesota	(18)	L	0-42	53,725
O.8	Oregon State		L	6-20	25,000
O.15	Marquette		W	34-8	27,000
O.22	Michigan State	(13)	L	0-35	32,322
O.29	Northwestern		L	3-21	19,092
N.5	at Ohio State	(5)	L	7-36	81,530
N.12	at Michigan		L	7-29	51,936
N.19	at Purdue	(13)	L	6-35	45,723

## 1961 • 2-7/0-6 (T-9th)

**Coach: Phil Dickens**

**Captain: Bill Olsavsky**

S.23	at Kansas State		L	8-14	7,800
O.7	Wisconsin		L	3-6	23,270
O.14	at Iowa	(2)	L	8-27	56,000
O.21	Washington State		W	33-7	23,307
O.28	at Michigan State	(1)	L	0-35	55,361
N.4	at Northwestern		L	8-14	35,392
N.11	Ohio State	(3)	L	7-16	27,108
N.18	at West Virginia		W	17-9	15,000
N.25	Purdue		L	12-34	34,798

## 1962 • 3-6/1-5 (9th)

**Coach: Phil Dickens**

**Captain: Nate Ramsey**

S.22	Kansas State		W	21-0	17,892
S.29	at Cincinnati		W	26-6	14,000
O.6	at Wisconsin		L	6-30	41,354
O.13	Iowa		L	10-14	29,771
O.20	at Washington State		L	15-21	15,500
O.27	Michigan State	(10)	L	8-26	24,337
N.3	Northwestern	(1)	L	21-26	26,468
N.10	at Ohio State		L	7-10	75,378
N.17	at Purdue		W	12-7	50,243

## 1963 • 3-6/1-5 (10th)

**Coach: Phil Dickens**

**Captain: Dick Wery**

S.28	at Northwestern	(7)	L	21-34	40,868
O.5	Ohio State		L	0-21	42,296
O.12	at Iowa		L	26-37	58,600
O.19	at Michigan State		L	3-20	52,297
O.26	Cincinnati		W	20-6	34,583
N.2	at Minnesota		W	24-6	51,657
N.9	Oregon State		W	20-15	25,895
N.16	Oregon		L	22-28@	19,051
N.30	Purdue		L	15-21	33,987

@ - game played in Portland, Ore.

## 1964 • 2-7/1-5 (T-9th)

**Coach: Phil Dickens**

**Captains: Richie Badar, Mel Branch**

S.26	Northwestern		L	13-14	30,727
O.3	at Ohio State	(5)	L	9-17	81,834
O.10	Iowa		L	20-21	31,108
O.17	Michigan State		W	27-20	38,257
O.24	at Miami (Fla.)		W	28-14	33,567
O.31	Minnesota		L	0-21	33,245
N.7	at Oregon State		L	14-24	20,389
N.14	Oregon		L	21-29	20,708
N.21	at Purdue		L	22-28	59,932

## 1965 • 2-8/1-6 (9th)

**Coach: John Pont**

**Captain: Bill Malinchak**

S.18	Kansas State		W	19-7	22,883
S.25	Northwestern		L	0-20	31,537
O.2	at Texas	(1)	L	12-27	57,000
O.9	at Minnesota		L	18-42	46,010
O.16	at Illinois		L	13-34	61,257
O.23	Washington State		L	7-8	32,601
O.30	Iowa		W	21-17	32,417
N.6	at Ohio State		L	10-17	83,863
N.13	at Michigan State	(1)	L	13-27	75,280
N.20	Purdue		L	21-26	50,046

## 1966 • 1-8-1/1-5-1 (9th)

**Coach: John Pont**

**Captain: Frank Stavroff**

S.17	Miami (Ohio)		L	10-20	28,538
S.24	at Northwestern		W	26-14	37,777

O.1	at Texas		L	0-35	56,000
O.8	Minnesota		T	7-7	34,721
O.15	Illinois		L	10-24	39,339
O.22	at Miami (Fla.)		L	7-14	17,627
O.29	at Iowa		L	19-20	38,952
N.5	at Ohio State		L	0-7	80,834
N.12	Michigan State	(2)	L	19-37	30,096
N.19	at Purdue	(10)	L	6-51	62,197

## 1967 • 9-2/6-1 (T-1st)

**BIG TEN CHAMPIONS**

**ROSE BOWL PARTICIPANT - FINAL AP RANKING (4)**

**Coach: John Pont**

**Captain: Doug Crusan**

S.23	Kentucky		W	12-10	42,311
S.30	Kansas		W	18-15	34,861
O.7	at Illinois		W	20-7	53,550
O.14	Iowa		W	21-17	41,353
O.21	at Michigan		W	27-20	65,759
O.28	(10) at Arizona		W	42-7	33,500
N.4	(7) Wisconsin		W	14-9	46,910
N.11	(6) at Michigan State		W	14-13	71,023
N.18	(5) at Minnesota		L	7-33	50,019
N.25	Purdue	(3)	W	19-14	52,770

**Rose Bowl - Pasadena, Calif.**

J.1	(4) USC	(1)	L	3-14	102,946
-----	---------	-----	---	------	---------

## 1968 • 6-4/4-3 (T-5th)

**Coach: John Pont**

**Captains: Al Gage, Jerry Grecco, Jim Sniadecki**

S.21	(15) Baylor		W	40-36	44,382
S.28	(13) at Kansas	(12)	L	20-38	44,000
O.5	Illinois		W	28-14	50,996
O.12	at Iowa		W	38-34	54,633
O.19	(19) Michigan	(18)	L	22-27	51,951
O.26	Arizona		W	16-13	44,847
N.2	at Wisconsin		W	21-20	51,666
N.9	at Michigan State	(17)	W	24-22	65,841
N.16	(19) Minnesota		L	6-20	49,234
N.23	at Purdue	(12)	L	35-38	63,294

## 1969 • 4-6/3-4 (T-5th)

**Coach: John Pont**

**Captains: Steve Applegate, Harry Gonso, Karl Pankratz**

S.20	at Kentucky		W	58-30	37,500
S.27	(10) California		L	14-17	52,904
O.4	at Colorado		L	7-30	31,258
O.11	Minnesota		W	17-7	52,804
O.18	Illinois		W	41-20	51,812
O.25	at Wisconsin		L	34-36	58,636
N.1	at Michigan State		W	16-0	77,533
N.8	Iowa		L	17-28	52,854
N.15	at Northwestern		L	27-30	31,644
N.22	Purdue	(17)	L	21-44	56,223

## 1970 • 1-9/1-6 (T-9th)

**Coach: John Pont**

**Captains: E.G. White, Tom Fleming**

S.19	Colorado		L	9-16	42,471
S.26	at California		L	14-56	30,000
O.3	West Virginia	(14)	L	10-16	44,482
O.10	at Minnesota		L	0-23	40,220
O.17	at Illinois		W	30-24	42,708
O.24	Wisconsin		L	12-30	48,643
O.31	Michigan State		L	7-32	41,426
N.7	at Iowa		L	13-42	43,217
N.14	Northwestern		L	7-21	25,778
N.21	at Purdue		L	0-40	69,357

## 1971 • 3-8/2-6 (9th)

**Coach: John Pont**

**Captain: Chuck Thomson**

S.11	at Minnesota		L
------	--------------	--	---



# YEAR-BY-YEAR RESULTS

## 1972 • 5-6/3-5 (T-6th)

**Coach: John Pont**

**Captains: Ted McNulty, Joe Pawlitsch**

S.16	Minnesota	W	27-23	35,783
S.23	TCU	L	28-31	34,004
S.30	at Kentucky	W	35-34	--
0.7	at Syracuse	W	10-2	18,444
0.14	Wisconsin	W	33-7	50,122
0.21	at Ohio State (4)	L	7-44	86,365
0.28	at Northwestern	L	14-23	32,007
N.4	Michigan (4)	L	7-21	41,336
N.11	at Illinois	L	20-37	55,077
N.18	Iowa	W	16-8	27,440
N.25	at Purdue	L	7-42	65,065

## 1973 • 2-9/0-8 (T-9th)

**Coach: Lee Corso**

**Captain: Ken Starling**

S.15	Illinois	L	14-28	51,433
S.22	at Arizona	L	10-26	38,643
S.29	Kentucky	W	17-3	51,523
0.6	at West Virginia (20)	W	28-14	37,000
0.13	at Minnesota	L	3-24	37,710
0.20	Ohio State (1)	L	7-37	53,183
0.27	at Wisconsin	L	7-31	66,365
N.3	at Michigan (4)	L	13-49	76,432
N.10	Northwestern	L	20-21	41,053
N.17	at Michigan State	L	9-10	50,116
N.24	Purdue	L	23-28	44,789

## 1974 • 1-10/1-7 (10th)

**Coach: Lee Corso**

**Captains: Bill Atkinson, Tim Mills**

S.14	at Illinois	L	0-16	40,911
S.21	Arizona (17)	L	20-35	35,683
S.28	at Kentucky	L	22-28	56,000
0.5	West Virginia	L	0-24	30,153
0.12	Minnesota	W	34-3	34,102
0.19	at Ohio State (1)	L	9-49	87,671
0.26	Wisconsin	L	25-35	31,453
N.2	Michigan (3)	L	7-21	32,873
N.9	at Northwestern	L	22-24	25,382
N.16	Michigan State (15)	L	10-19	25,492
N.23	at Purdue	L	17-38	63,637

## 1975 • 2-8-1/1-6-1 (10th)

**Coach: Lee Corso**

**Captains: Jim Shuck, Donnie Thomas**

S.13	Minnesota	W	20-14	35,954
S.20	at Nebraska (6)	L	0-45	76,022
S.27	Utah	W	31-7	32,864
0.4	at North Carolina State	L	0-27	39,700
0.11	at Northwestern	L	0-30	27,800
0.18	Iowa	L	10-20	32,441
0.25	at Michigan (7)	L	7-55	93,857
N.1	at Ohio State (1)	L	14-24	87,835
N.8	Michigan State	L	6-14	31,930
N.15	at Wisconsin	T	9-9	65,317
N.22	Purdue	L	7-9	43,455

## 1976 • 5-6/4-4 (T-3rd)

**Coach: Lee Corso**

**Captains: Joe Doggett, Dave Knowles, Courtney Snyder, Bob Kramer, Tim McVay, Craig Brinkman**

S.11	at Minnesota	L	13-32	39,004
S.18	Nebraska (8)	L	13-45	41,289
S.25	at Washington	W	20-13	42,206
0.2	North Carolina State	L	21-24	32,090
0.9	Northwestern	W	7-0	34,889
0.16	at Iowa	W	14-7	57,465
0.23	Michigan (1)	L	0-35	39,385
0.30	Ohio State (8)	L	7-47	49,254
N.6	at Michigan State	L	0-23	50,376
N.13	Wisconsin	W	15-14	27,518
N.20	at Purdue	W	20-14	63,220

## 1977 • 5-5-1/4-3-1 (4th)

**Coach: Lee Corso**

**Captains: Tim McVay, Joe Norman, Scott Arnett, Charley Peal**

S.10	Wisconsin	L	14-30	34,755
S.17	Louisiana State	W	24-21	30,067
S.24	Miami (Ohio)	L	20-21	28,732
0.1	at Nebraska (11)	L	13-31	76,034
0.8	at Northwestern	W	28-3	16,378
0.15	Michigan State	T	13-13	36,892
0.22	at Illinois	L	7-21	50,298
0.29	Minnesota (19)	W	34-22	30,399

N.5	at Iowa	W	24-21	49,620
N.12	at Ohio State (4)	L	7-35	87,786
N.19	Purdue	W	21-10	52,914

## 1978 • 4-7/3-5 (7th)

**Coach: Lee Corso**

**Captains: Joe Norman, Scott Arnett, Dave Abrams, Mark Heidel**

S.16	at LSU (13)	L	17-24	78,534
S.23	Washington (15)	W	14-7	40,244
S.30	Nevaska (12)	L	17-69	42,738
0.7	at Wisconsin	L	7-34	75,266
0.14	Northwestern	W	38-10	36,456
0.21	at Michigan State	L	14-49	76,013
0.28	Illinois	W	31-10	37,355
N.4	Minnesota	L	31-32	39,979
N.11	Iowa	W	34-14	33,167
N.18	Ohio State (19)	L	18-21	47,540
N.25	at Purdue (18)	L	7-20	69,918

## 1979 • 8-4/5-3 (4th)

**HOLIDAY BOWL CHAMPIONS - FINAL AP RANKING (19)**

**Coach: Lee Corso**

**Captains: Tim Clifford, Tony D'Orazio, Terry Tallen, Brent Tidale**

S.8	at Iowa	W	30-26	59,780
S.15	Vanderbilt	W	44-13	30,685
S.22	Kentucky	W	18-10	45,920
S.29	Colorado	L	16-17	36,160
0.6	at Wisconsin	W	3-0	74,188
0.13	at Ohio State (8)	L	6-47	87,521
0.20	Northwestern	W	30-0	30,086
0.27	at Michigan (10)	L	21-27	104,832
N.3	Minnesota	W	42-24	35,507
N.10	at Illinois	W	45-14	30,874
N.17	Purdue (12)	L	21-37	53,202

**Holiday Bowl - San Diego, Calif.**

D.1	vs. BYU (9)	W	38-37	52,200
-----	-------------	---	-------	--------

## 1980 • 6-5/3-5 (6th)

**Coach: Lee Corso**

**Captains: Tim Clifford, Lucky Wallace, Terry Tallen, Craig Walls**

S.13	Iowa	L	7-16	50,173
S.20	at Kentucky	W	36-30	57,869
S.27	at Colorado	W	49-7	40,129
0.4	Duke	W	31-21	43,120
0.11	Wisconsin	W	24-0	51,029
0.18	at Ohio State (9)	L	17-27	87,957
0.25	at Northwestern	W	35-20	19,535
N.1	Michigan (18)	L	0-35	52,071
N.8	at Minnesota	L	7-31	30,092
N.15	Illinois	W	26-24	38,128
N.22	at Purdue	L	23-24	71,629

## 1981 • 3-8/3-6 (8th)

**Coach: Lee Corso**

**Captains: Bob Stephenson, Craig Walls**

S.12	at Northwestern	W	21-20	22,856
S.19	USC (2)	L	0-21	51,167
S.26	at Syracuse	L	7-21	30,061
0.3	Michigan (8)	L	17-38	50,612
0.10	at Iowa (15)	L	28-42	60,000
0.17	Minnesota	W	17-16	46,460
0.24	at Ohio State	L	10-29	87,182
0.31	at Michigan State	L	3-26	60,131
N.7	Wisconsin	L	7-28	44,218
N.14	at Illinois	L	14-35	56,143
N.21	Purdue	W	20-17	48,466

## 1982 • 5-6/4-5 (6th)

**Coach: Lee Corso**

**Captains: Babe Laufenberg, Marc Longshore**

S.11	Northwestern	W	30-0	38,595
S.18	at USC (19)	L	7-28	50,724
S.25	Syracuse	W	17-10	42,020
0.2	at Michigan	L	10-24	104,385
0.9	Iowa	L	20-24	46,212
0.16	at Minnesota	W	40-21	61,865
0.23	Ohio State	L	25-49	52,040
0.30	Michigan State	L	14-22	38,571
N.6	at Wisconsin	W	20-17	65,355
N.13	Illinois	L	7-48	38,471
N.20	at Purdue	W	13-7	69,745

## 1983 • 3-8/2-7 (T-8th)

**Coach: Sam Wyche**

**Captains: Scot McNabb, Mark Smythe, Joe Fitzgerald**

S.10	Duke	W	15-10	41,120
S.17	at Kentucky	L	13-24	56,825
S.24	Northwestern	L	8-10	40,347
0.1	at Michigan (14)	L	18-43	104,126
0.8	Minnesota	W	38-31	41,111
0.15	Michigan State	W	24-12	46,088
0.22	at Wisconsin	L	14-45	78,199
0.29	at Iowa (17)	L	3-49	66,055
N.5	Ohio State (14)	L	17-56	51,176
N.12	at Illinois (5)	L	21-49	73,612
N.19	Purdue	L	30-31	52,038

## 1984 • 0-11/0-9 (10th)

**Coach: Bill Mallory**

**Captains: Tom Van Dyck, Joe Fitzgerald**

S.8	at Duke	L	24-31	23,500	
S.15	Kentucky	L	14-48	44,389	
S.22	at Northwestern	L	37-40	30,341	
S.29	Michigan (14)	L	6-14	38,729	
0.5	at Minnesota	L	24-33	44,786	
0.12	at Michigan State	L	6-13	63,890	
0.19	Wisconsin	L	16-20	38,754	
0.26	Iowa	(17)	L	20-24	37,747
N.3	at Ohio State (16)	L	7-50	89,366	
N.10	vs. Illinois	L	7-34@	46,264	
N.17	at Purdue	L	24-31	69,236	

@ Hoosier Dome - Indianapolis

## 1985 • 4-7/1-7 (T-9th)

**Coach: Bill Mallory**

**Captains: Steve Bradley, Rob Schmit**

S.14	Louisville	W	41-28	37,626
S.21	Navy	W	38-35	35,610
S.28	at Missouri	W	36-17	46,763
0.5	Northwestern	W	26-7	36,905
0.12	at Ohio State (15)	L	7-48	89,846
0.19	Minnesota	L	7-22	28,331
0.26	at Michigan (4)	L	15-42	105,629
N.2	at Wisconsin	L	20-17	78,605
N.9	Michigan State	L	16-35	24,764
N.16	at Illinois	L	24-41	75,805
N.23	Purdue	L	21-34	51,752

## 1986 • 6-6/3-5 (T-6th)

**ALL-AMERICAN BOWL PARTICIPANTS**

**Coach: Bill Mallory**

**Captains: Dave Lijba, Bob Riley, Vince Fisher, Leonard Bell**

S.13	Louisville	W	21-0	35,126
S.20	Navy	W	52-29	32,434
S.27	at Missouri	W	41-24	40,606
0.4	at Northwestern	W	24-7	24,873
0.11	Ohio State	L	22-24	51,641
0.18	at Minnesota	L	17-19	52,960
0.25	Michigan (4)	L	14-38	36,964
N.1	Wisconsin	W	21-7	35,111
N.8	at Michigan State	W	17-14	64,973
N.15	Illinois	L	16-21	34,572
N.22	at Purdue	L	15-17	69,784

**All-American Bowl - Birmingham, Ala.**

D.31	vs. Florida State	L	13-27	30,000
------	-------------------	---	-------	--------

## 1987 • 8-4/6-2 (T-2nd)

**PEACH BOWL PARTICIPANTS**

**Coach: Bill Mallory**

**Captains: Tom Polce, Van Waiters**

S.12	Rice	W	35-13	38,132
S.19	at Kentucky	L	15-34	57,924
S.26	Missouri	W	20-17	41,145
0.3	Northwestern	W	35-18	38,553
0.10	at Ohio State (9)	W	31-10	90,032
0.16	(20) at Minnesota	W	18-17	60,340
0.24	(15) Michigan (20)	W	14-10	51,240
0.31	(11) at Iowa	L	21-29	67,700
N.7	(18) Illinois	W	34-22	50,026
N.14	(16) at Michigan State (13)	L	7-27	64,411
N.21	(20) Purdue	W	35-14	51,951

**Peach Bowl - Atlanta, Ga.**

J.2	vs. Tennessee (16)	L	22-27	58,737
-----	--------------------	---	-------	--------



# YEAR-BY-YEAR RESULTS

## 1988 • 8-3-1/5-3 (5th)

### LIBERTY BOWL CHAMPIONS - FINAL AP RANKING (20)

#### Coach: Bill Mallory

##### Captains: Joe Huff, Don Shrader

S.10	at Rice	W	41-14	17,300	
S.17	Kentucky	W	36-15	51,077	
S.24	at Missouri	T	28-28	41,053	
0.1	at Northwestern	W	48-17	27,113	
0.8	Ohio State	W	41-7	52,133	
0.15 (18)	Minnesota	W	33-13	51,154	
0.22 (14)	at Michigan	(20)	L	6-31	106,104
0.29	Iowa	W	45-34	52,128	
N.7 (20)	at Illinois	L	20-21	66,201	
N.14	Michigan State	L	12-38	50,738	
N.21	at Purdue	W	52-7	67,861	
Liberty Bowl - Memphis, Tenn.					
D.28	vs. South Carolina	W	34-10	39,210	

## 1989 • 5-6/3-5 (T-6th)

#### Coach: Bill Mallory

##### Captains: Ian Beckles, Anthony Thompson

S.9	at Kentucky	L	14-17	58,216	
S.16	Missouri	W	24-7	48,106	
S.30	Toledo	W	32-12	43,501	
0.7	Northwestern	W	43-11	47,845	
0.14	at Ohio State	L	31-35	89,750	
0.21	Minnesota	W	28-18	51,069	
0.28	at Michigan	(5)	L	10-38	105,989
N.4	Michigan State	L	20-51	51,567	
N.11	at Wisconsin	W	45-17	37,442	
N.18	at Illinois	(12)	L	28-41	53,368
N.25	Purdue	L	14-15	47,502	

## 1990 • 6-5-1/3-4-1 (7th)

### PEACH BOWL PARTICIPANTS

#### Coach: Bill Mallory

##### Captains: Mike Dumas, Cal Miller

S.15	at Kentucky	W	45-24	58,150	
S.22	Missouri	W	58-7	45,228	
S.29	Eastern Michigan	W	37-6	40,043	
0.6	at Northwestern	W	42-0	30,447	
0.13 (22)	Ohio State	T	27-27	52,080	
0.20 (20)	at Minnesota	L	0-12	38,227	
0.27	Michigan	(20)	L	19-45	51,948
N.3	at Michigan State	L	20-45	74,261	
N.10	Wisconsin	W	20-7	45,093	
N.17	Illinois	(22)	L	10-24	44,639
N.24	at Purdue	W	28-14	51,393	
Peach Bowl - Atlanta, Ga.					
D.30	Auburn	L	23-27	38,962	

## 1991 • 7-4-1/5-3 (T-3rd)

### COPPER BOWL CHAMPIONS

#### Coach: Bill Mallory

##### Captains: Mark Hagen, Randy Schneider, Paul Williams

S.7	at Notre Dame	(7)	L	27-49	59,075
S.17	Kentucky	W	13-10	48,994	
S.28	at Missouri	T	27-27	42,173	
0.5	Michigan State	W	31-0	46,882	
0.12	Northwestern	W	44-6	44,915	
0.19	at Michigan	(4)	L	16-24	106,097
0.26	at Wisconsin	W	28-20	54,052	
N.2	Minnesota	W	34-8	44,095	
N.9 (25)	at Iowa	(10)	L	21-38	70,220
N.16	at Ohio State	(19)	L	16-20	93,417
N.23	Purdue	W	24-22	51,596	
Copper Bowl - Tucson, Ariz.					
D.31	vs. Baylor	W	24-0	35,751	

## 1992 • 5-6/3-5 (T-6th)

#### Coach: Bill Mallory

##### Captains: Trent Green, Larry McDaniel, John Miller

S.12	Miami (Ohio)	W	16-0	38,815	
S.19	at Kentucky	L	25-37	58,450	
S.26	Missouri	W	20-10	40,907	
0.3	at Michigan State	L	31-42	65,516	
0.10	at Northwestern	W	28-3	34,689	
0.17	Michigan	(3)	L	3-31	51,735
0.24	Wisconsin	W	10-3	43,142	
0.31	at Minnesota	W	24-17	31,741	
N.7	Iowa	L	0-14	44,311	
N.14	Ohio State	(19)	L	10-27	45,534
N.21	at Purdue	L	10-13	58,692	

## 1993 • 8-4/5-3 (T-4th)

### INDEPENDENCE BOWL PARTICIPANTS

#### Coach: Bill Mallory

##### Captains: Hurvin McCormack, Charles Beauchamp

S.4	Toledo	W	27-0	30,327	
S.11	Northern Illinois	W	28-10	30,920	
S.18	Kentucky	W	24-8	43,545	
S.25	Wisconsin	(22)	L	15-27	34,306
0.2	at Minnesota	W	23-19	33,315	
0.9	Iowa	W	16-10	40,066	
0.23	at Northwestern	W	24-0	39,251	
0.30 (23)	Michigan State	(22)	W	10-0	40,110
N.6 (17)	at Penn State	(19)	L	31-38	91,000
N.13 (19)	at Ohio State	(5)	L	17-23	53,741
N.20 (21)	Purdue	W	24-17	48,429	
Independence Bowl - Shreveport, La.					
D.31 (21)	vs. Virginia Tech	(22)	L	20-45	33,819

## 1994 • 7-4/4-4 (T-5th)

#### Coach: Bill Mallory

##### Captains: Troy Drake, Alfonso Thurman

S.3	Cincinnati	W	28-3	31,284	
S.10	Miami (Ohio)	W	35-14	33,489	
S.17	at Kentucky	W	59-29	57,825	
S.24 (25)	at Wisconsin	(16)	L	13-62	77,745
0.1	Minnesota	W	27-20	38,195	
0.8	at Iowa	W	27-20	61,398	
0.22	Northwestern	L	7-20	39,208	
0.29	at Michigan State	L	21-27#	60,773	
N.5	Penn State	(2)	L	29-35	47,754
N.12	Ohio State	L	17-32	44,672	
N.19	at Purdue	W	33-29	62,839	

# - game later forfeited to Indiana

## 1995 • 2-9/0-8 (11th)

#### Coach: Bill Mallory

##### Captains: Sean Glover, John Hammerstein

S.9	Western Michigan	W	24-10	30,856	
S.16	Kentucky	L	14-17	37,225	
S.23	Southern Mississippi	W	27-26	31,216	
S.30	at Northwestern	L	7-31	29,223	
0.7	Illinois	L	10-17	38,098	
0.14	at Iowa	(23)	L	13-22	69,520
0.21	Michigan	(10)	L	17-34	44,623
0.28	at Penn State	(16)	L	21-45	96,391
N.11	Michigan State	L	13-31	24,027	
N.18	at Ohio State	(2)	L	3-42	52,352
N.24	Purdue	L	14-51	34,029	

## 1996 • 3-8/1-7 (T-9th)

#### Coach: Bill Mallory

##### Captains: Jamie Baisley, Matt Surface

S.7	at Toledo	W	40-6	25,540	
S.14	Miami (Ohio)	W	21-14	31,584	
S.21	at Kentucky	L	0-13	40,500	
S.28	Northwestern	(25)	L	17-35	36,714
0.5	at Illinois	L	43-46**	55,534	
0.12	Iowa	L	10-31	37,154	
0.19	at Michigan	(13)	L	20-27	106,088
0.26	Penn State	(17)	L	26-48	37,584
N.9	at Michigan State	L	15-38	64,719	
N.16	Ohio State	(2)	L	17-27	49,271
N.23	at Purdue	W	33-16	50,750	

\* - overtime

## 1997 • 2-9/1-7 (T-9th)

#### Coach: Cam Cameron

##### Captains: Benward Jones, Chris Liwienski, Kywin Supernaw, Chris Gall, Jabar Robinson

S.6	at North Carolina	L	6-23	57,800	
S.13	Ball State	W	33-6	38,006	
S.20	Kentucky	L	7-49	41,149	
S.27	at Wisconsin	L	26-27	78,211	
0.4	Michigan	(6)	L	0-37	42,240
0.11	Michigan State	(11)	L	6-38	35,082
0.18	at Ohio State	(11)	L	0-31	92,368
0.25	at Iowa	(18)	L	0-62	69,185
N.1	Illinois	W	23-6	32,705	
N.15	at Minnesota	L	12-24	33,905	
N.22	Purdue	(23)	L	7-56	46,559

## 1998 • 4-7/2-6 (T-7th)

#### Coach: Cam Cameron

##### Captains: Chris Gall, Jabar Robinson

S.12	Western Michigan	W	45-30	31,238	
S.19	at Kentucky	L	27-31	66,007	
S.26	at Cincinnati	W	48-14	32,117	
0.3	Wisconsin	(13)	L	20-24	32,328
0.10	at Michigan State	L	31-38**	73,425	
0.17	Iowa	W	14-7	36,598	
0.24	at Michigan	L	10-21	110,863	
0.31	Ohio State	(1)	L	7-38	52,049
N.7	at Illinois	L	16-31	31,388	
N.14	Minnesota	W	20-19	30,049	
N.21	at Purdue	L	7-52	68,512	

\* - overtime

## 1999 • 4-7/3-5 (T-8th)

#### Coach: Cam Cameron

##### Captains: Antwan Randle El, Craig Robeen, Adewalu Ogunleye

S.4	Ball State	W	21-9	31,238	
S.11	North Carolina	L	30-42	30,249	
S.18	Kentucky	L	35-44	39,146	
S.25	at Penn State	(2)	L	24-45	96,146
0.2	Illinois	W	34-31*	30,381	
0.9	Northwestern	W	34-17	30,101	
0.16	at Wisconsin	(17)	L	0-59	78,243
0.23	at Iowa	W	38-31	63,777	
0.30	Michigan	(15)	L	31-34	41,516
N.13	at Minnesota	(20)	L	20-44	47,852
N.20	Purdue	(19)	L	24-30	51,344

\* - overtime

## 2000 • 3-8/2-6 (T-9th)

#### Coach: Cam Cameron

##### Captains: Antwan Randle El, Kemp Rasmussen, Versie Gaddis, Paul Mandina

S.9	North Carolina State	L	38-41	30,151	
S.16	at Kentucky	L	34-41	70,776	
S.23	Cincinnati	W	42-6	30,075	
S.30	Iowa	W	45-33	31,225	
0.7	at Northwestern	(22)	L	33-52	30,201
0.14	at Michigan	(18)	L	0-58	110,909
0.21	Minnesota	(22)	W	51-43	40,822
0.28	vs. Penn State	L	24-27@	33,182	
N.4	at Illinois	L	35-42	54,283	
N.11	Wisconsin	L	22-43	30,469	
N.18	at Purdue	(17)	L	13-41	69,104

@ RCA Dome - Indianapolis, Ind.

## 2001 • 5-6/4-4 (T-4th)

#### Coach: Cam Cameron

##### Captains: Antwan Randle El, Kemp Rasmussen

S.6	at North Carolina State	L	14-35	51,500	
S.22	Utah	L	26-28	26,591	
S.29	Ohio State	L	14-27	48,577	
0.6	at Wisconsin	W	63-32	79,264	
0.13	Illinois	L	14-35	31,116	
0.20	at Iowa	L	28-42	68,295	
N.3	Northwestern	W	56-21	26,213	
N.10	at Michigan State	(22)	L	37-28	73,990
N.17	at Penn State	L	14-28	106,527	
N.24	Purdue	W	13-7	36,685	
D.1	Kentucky	W	26-15	26,449	

## 2002 • 3-9/1-7 (T-10th)

#### Coach: Gerry DiNardo

##### Captains: Enoch DeMar, Kris Dielman

A.31	William & Mary	W	25-17	33,427	
S.7	at Utah	L	13-40	33,419	
S.14	at Kentucky	L	17-27	70,347	
S.21	Central Michigan	W	39-29	32,740	
S.28	at Ohio State	(6)	L	17-45	104,194
0.12	Wisconsin	(23)	L	32-29	31,156
0.19	Iowa	(15)	L	8-24	33,458
0.26	at Illinois	L	14-45	50,295	
N.2	at Northwestern	L	37-41	25,077	
N.9	Michigan State	L	21-56	29,253	
N.16	Penn State	(16)	L	25-58	27,454
N.23	at Purdue	L	10-34	59,114	



# YEAR-BY-YEAR RESULTS

**2003 • 2-10/1-7 (T-9th)****Coach: Gerry DiNardo****Captains: Brian Lewis, Joe Gonzalez**

A.30	at Connecticut	L	10-34	38,109	
S.6	at Washington	(22)	L	13-38	71,125
S.13	Indiana State	W	33-3	31,112	
S.20	Kentucky	L	17-34	34,829	
S.27	at Michigan	(11)	L	17-31	110,788
0.4	at Michigan State	(25)	L	3-31	72,398
0.11	Northwestern	L	31-37*	27,213	
0.25	Ohio State	(8)	L	6-35	51,240
N.1	at Minnesota	(24)	L	7-55	45,398
N.8	Illinois	W	17-14	24,102	
N.15	at Penn State	L	7-52	106,465	
N.22	Purdue	(16)	L	16-24	41,404

\* - overtime

**2004 • 3-8/1-7 (T-10th)****Coach: Gerry DiNardo****Captains: Courtney Roby, Herana-Daze Jones,****Jodie Clemons**

S.4	Central Michigan	W	41-10	36,041	
S.11	at Oregon	(24)	W	30-24	57,550
S.18	at Kentucky	L	32-51	65,532	
S.25	Michigan State	L	20-30	24,471	
0.2	Michigan	(19)	L	14-35	35,001
0.9	at Northwestern	L	24-31*	27,213	
0.23	at Ohio State	L	7-30	104,538	
0.30	Minnesota	(24)	W	30-21	22,282
N.6	at Illinois	L	22-26	41,458	
N.13	Penn State	L	18-22	24,092	
N.20	at Purdue	L	24-63	65,137	

\* - overtime

**2005 • 4-7/1-7 (10th)****Coach: Terry Hoepner****Captains: Chris Taylor, Adam Hines, John Pannozzo,****Will Lumpkin**

S.2	at Central Michigan	W	20-13	22,212	
S.10	Nicholls State	W	35-31	27,600	
S.17	Kentucky	W	38-14	40,240	
0.1	at Wisconsin	(17)	L	24-41	82,330
0.8	Illinois	W	36-13	35,829	
0.15	at Iowa	L	21-38	70,585	
0.22	Ohio State	(14)	L	10-41	52,866
0.29	at Michigan State	L	15-46	74,063	
N.5	Minnesota	L	21-42	30,656	
N.12	at Michigan	(21)	L	14-41	110,580
N.19	Purdue	L	14-41	50,223	

**2006 • 5-7/3-5 (T-6th)****Coach: Terry Hoepner****Captains: Lance Bennett, Justin Frye, Kenny Kendal,****Will Meyers**

S.2	Western Michigan	W	39-20	30,733	
S.9	at Ball State	W	24-23	23,813	
S.16	Southern Illinois	L	28-35	31,156	
S.23	Connecticut	L	7-14	27,256	
S.30	Wisconsin	L	17-52	32,142	
0.7	at Illinois	W	34-32	43,006	
0.14	Iowa	(15)	W	31-28	31,392
0.21	at Ohio State	(1)	L	3-44	105,267
0.28	Michigan State	W	46-21	36,444	
N.4	at Minnesota	L	26-63	44,610	
N.11	Michigan	(2)	L	3-34	42,320
N.18	at Purdue	L	19-28	62,105	

**2007 • 7-6/3-5 (T-7th)****INSIGHT BOWL PARTICIPANTS****Coach: Bill Lynch****Captains: Tracy Porter, Josiah Sears**

S.1	Indiana State	W	55-7	34,715
S.8	at Western Michigan	W	37-27	32,129
S.15	Akron	W	41-24	31,196
S.22	Illinois	L	14-27	34,707
S.29	at Iowa	W	38-20	70,585
0.6	Minnesota	W	40-20	32,009
0.13	at Michigan State	L	27-52	73,449
0.20	Penn State	L	31-36	41,251
0.27	at Wisconsin	L	3-33	81,324
N.3	Ball State	W	38-20	34,406
N.10	at Northwestern	L	28-31	20,466
N.17	Purdue	W	27-24	50,741

**Insight Bowl - Tempe, Ariz.**

D.31	vs. Oklahoma State	L	33-49	48,892
------	--------------------	---	-------	--------

**2008 • 3-9/1-7 (11th)****Coach: Bill Lynch****Captains: Christopher Phillips, Marcus Thiepen,****Will Patterson**

A.30	Western Kentucky	W	31-13	30,067	
S.6	Murray State	W	45-3	30,123	
S.20	Ball State	L	20-42	41,349	
S.27	Michigan State	L	29-42	31,832	
0.4	at Minnesota	L	7-16	40,511	
0.11	Iowa	L	9-45	33,428	
0.18	at Illinois	L	13-55	62,870	
0.25	Northwestern	W	21-19	30,698	
N.1	Central Michigan	L	34-37	26,140	
N.8	Wisconsin	L	20-55	30,618	
N.15	at Penn State	(7)	L	7-34	108,445
N.22	at Purdue	L	10-62	63,107	

**2009 • 4-8/1-7 (T-10th)****Coach: Bill Lynch****Captains: Will Patterson, Jammie Kirlew,****Rodger Saffold, Ben Chappell**

S.3	Eastern Kentucky	W	19-13	36,759	
S.12	Western Michigan	W	23-19	35,162	
S.19	at Akron	W	38-21	18,340	
S.26	at Michigan	(23)	L	33-36	108,118
0.3	Ohio State	(9)	L	14-33	51,500
0.10	at Virginia	L	7-47	45,371	
0.17	Illinois	W	27-14	42,358	
0.24	at Northwestern	L	28-29	24,364	
0.31	at Iowa	(7)	L	24-42	70,585
N.7	Wisconsin	(24)	L	28-31	36,611
N.14	at Penn State	(19)	L	20-31	107,379
N.21	Purdue	L	21-38	48,607	

**2010 • 5-7/1-7 (11th)****Coach: Bill Lynch****Captains: Ben Chappell, Tyler Replogle**

S.2	Towson	W	51-17	35,242	
S.18	at Western Kentucky	W	38-21	20,772	
S.25	Akron	W	35-20	42,258	
0.2	Michigan	(19)	L	35-42	52,929
0.9	at Ohio State	(2)	L	10-38	105,291
0.16	Arkansas State	W	36-34	40,480	
0.23	at Illinois	L	13-43	53,550	
0.30	Northwestern	L	17-20	37,818	
N.6	Iowa	(15)	L	13-18	42,991
N.13	at Wisconsin	(6)	L	20-83	80,477
N.20	vs. Penn State	L	24-41@	78,790	
N.27	at Purdue	W	34-31*	50,136	

@ FedExField - Landover, Md.

\* - overtime

**2011 • 1-11/0-8 (6th - Leaders)****Coach: Kevin Wilson****Captains: Max Dedmond, Adam Replogle**

S.3	vs. Ball State	L	20-27@	40,224	
S.10	Virginia	L	31-34	41,549	
S.17	South Carolina State	W	38-21	41,203	
S.24	at North Texas	L	21-24	21,181	
0.1	Penn State	L	10-16	42,621	
0.8	Illinois	(19)	L	20-41	41,665
0.15	at Wisconsin	(4)	L	7-59	80,732
0.22	at Iowa	L	24-45	70,585	
0.29	Northwestern	L	38-59	39,239	
N.5	at Ohio State	L	20-34	105,195	
N.19	at Michigan State	(12)	L	3-55	74,128
N.26	Purdue	L	25-33	42,005	

@ Lucas Oil Stadium - Indianapolis, Ind.

**2012 • 4-8/2-6 (5th - Leaders)****Coach: Kevin Wilson****Captains: Will Matte, Adam Replogle**

S.1	Indiana State	W	24-17	41,882	
S.8	at Massachusetts	W	45-6	16,304	
S.15	Ball State	L	39-41	48,186	
S.29	at Northwestern	L	29-44	33,129	
0.6	Michigan State	L	27-31	45,979	
0.13	Ohio State	(8)	L	49-52	48,880
0.20	at Navy	L	30-31	33,441	
0.27	at Illinois	W	31-17	47,981	
N.3	Iowa	W	24-21	40,646	
N.10	Wisconsin	L	14-62	43,240	
N.17	at Penn State	L	22-45	90,358	
N.24	at Purdue	L	35-56	42,638	

**2013 • 5-7/3-5 (4th - Leaders)****Coach: Kevin Wilson****Captains: Ted Bolser, Greg Heban, Kofi Hughes**

A.29	Indiana State	W	73-35	40,278	
S.7	Navy	L	35-41	47,013	
S.14	Bowling Green	W	42-10	41,869	
S.21	Missouri	L	28-45	49,149	
0.5	Penn State	W	44-24	42,125	
0.12	at Michigan State	L	28-42	73,815	
0.19	at Michigan	L	47-63	109,503	
N.2	Minnesota	L	39-42	44,625	
N.9	Illinois	W	52-35	44,882	
N.16	at Wisconsin	(17)	L	3-51	77,849
N.23	at Ohio State	(4)	L	14-42	104,990
N.30	Purdue	W	56-36	44,882	

**2014 • 4-8/1-7 (7th - East)****Coach: Kevin Wilson****Captains: Tevin Coleman, Collin Rahrig,****Booby Richardson, Shane Wynn**

A.30	Indiana State	W	28-10	38,006	
S.13	at Bowling Green	L	42-45	23,717	
S.20	at Missouri	(18)	W	31-27	66,455
0.27	Maryland	L	15-37	44,313	
0.4	North Texas	W	49-24	40,457	
0.11	at Iowa	L	29-45	68,590	
0.18	Michigan State	(8)	L	17-56	44,403
N.1	at Michigan	L	10-34	103,111	
N.8	Penn State	L	7-13	42,683	
N.15	at Rutgers	L	23-45	47,492	
N.22	at Ohio State	(6*)	L	27-42	101,426
N.29	Purdue	W	23-16	40,079	

**2015 • 6-7/2-6 (5th - East)****NEW ERA PINSTRIPLE BOWL PARTICIPANTS****Coach: Kevin Wilson****Captains: Dan Feeney, Nick Mangieri, Marcus****Oliver, Zack Shaw, Jason Spriggs, Nate Suddell**

S.5	Southern Illinois	W	48-47	36,071	
S.12	Florida International	W	36-22	41,509	
S.19	Western Kentucky	W	38-35	44,823	
S.26	at Wake Forest	W	31-24	22,508	
0.3	Ohio State	(1)	L	27-34	52,929
0.10	at Penn State	L	7-29	97,873	
0.17	Rutgers	L	52-55	40,567	
0.24	at Michigan State	(7)	L	26-52	74,144
N.7	Iowa	(9*)	L	27-35	44,739
N.14	Michigan	(14*)	L	41-48**	49,557
N.21	at Maryland	W	47-28	33,685	
N.28	at Purdue	W	54-36	37,152	

**New Era Pinstripe Bowl - Bronx, N.Y.**

D.26	vs. Duke	L	41-44*	37,218
------	----------	---	--------	--------

\* - overtime

**2016 • 6-7/4-5 (4th - East)****FOSTER FARMS BOWL PARTICIPANTS****Coach: Kevin Wilson & Tom Allen****Captains: Dan Feeney, Ricky Jones, Marcus Oliver,****Mitchell Paige, Teygr Scates**

S.1	at Florida International	W	34-13	19,226	
S.10	Ball State	W	30-20	41,374	
S.24	Wake Forest	L	28-33	45,519	
0.1	Michigan State	(17)	W	24-21*	43,971
0.8	at Ohio State	(2)	L	17-38	107,420
0.15	Nebraska	(10)	L	22-27	48,254
0.22	at Northwestern	L	14-24	35,417	
0.29	Maryland	W	42-36	38,291	
N.5	at Rutgers	W	33-27	37,345	
N.12	Penn State	(10*)	L	31-45	40,678
N.19	at Michigan	(3*)	L	10-20	110,288
N.26	Purdue	W	26-24	43,103	

**Foster Farms Bowl - Santa Clara, Calif.**

D.28	vs. Utah	(19*)	L	24-26	27,608
------	----------	-------	---	-------	--------

\* - overtime

**OVERALL RECORD**

476-664-45 • 132 Years (1885-)

Indiana's AP ranking is listed to left of opponent; opponent AP ranking is listed to right of opponent unless noted by a \* (College Football Playoff ranking)

\* - indicates overtime game (3-6 all-time record)





# BOWL HISTORY

## 1968 ROSE BOWL JANUARY 1, 1968 • PASADENA, CALIF.

### SOUTHERN CALIFORNIA 14 INDIANA 3

On Nov. 25, 1967, Indiana University improved its record to 9-1 with a 19-14 upset win over Purdue in the regular-season finale. The win clinched the Big Ten title and secured the Hoosiers' initial postseason bid - a trip to the Rose Bowl and a tilt against top-ranked and O.J. Simpson-led Southern California. Remarkably, just one season earlier in 1966, Indiana had finished the season with a 1-8-1 record.

IU's only Rose Bowl appearance would not be an easy task for the Hoosiers. However, 102,946 fans watched intently as Indiana would give the Trojans everything they could handle for four quarters.

USC tallied first when All-America running back Simpson (25-128-2TDs rushing) scored on a 2-yard touchdown run in the first quarter to cap an 84-yard scoring drive. Indiana would answer just one quarter later. The Hoosiers had a first-and-goal inside the Southern California 10-yard line but could not score a touchdown. However, Indiana kicker David Kornowa did connect on a 27-yard field goal attempt that pulled the Hoosiers to within 7-3, a lead that USC would take into the locker room at halftime.

In the third quarter, the Trojans put together their final scoring drive of the day. This time it was a 45-yard drive capped by an eight-yard touchdown run by Simpson. The "Cardiac Kids," a nickname that IU had been given because of several exciting comebacks throughout the 1967 campaign, would threaten one more time but could not close the gap. IU moved to the USC 37-yard line midway through the fourth stanza but failed on two chances to gain a first down with just inches to go.



TEAM	1	2	3	4	FINAL
USC	7	0	7	0	14
Indiana	0	3	0	0	3

ATTENDANCE: 102,946

- 1ST: USC - Simpson, 2-yard run (Aldridge kick)
- 2ND: IU - Kornowa, 27-yard field goal
- 3RD: USC - Simpson, 8-yard run (Aldridge kick)

STATISTICS:	IU	USC
First Downs	13	20
Yards Rushing	79	248
Yards Passing	110	69
Total Offense	189	317
Passes	9-25-1	5-9-1
Punts	4-41	4-41
Fumbles/Lost	2-1	3-1
Penalties/Yards	4-29	8-65

**RUSHING:** IU—Isenbarger 12-38, Cole 10-21, Gonso 15-11, Krivoschia 4-9; USC—Simpson 25-128-2TDs, Scott 18-85, Sogge 6-17, Page 5-14, Dale 2-10, McCullough 1-6.

**PASSING:** IU—Gonso 25-9-110-0TD-1INT; USC—Sogge 7-4-57-0TD-1INT, Page 1-1-12-0-0, Simpson 1-0-0-0-0.

**RECEIVING:** IU—Gage 6-67, Butcher 3-43; USC—Drake 3-46, McCullough 2-23.

#### STARTERS

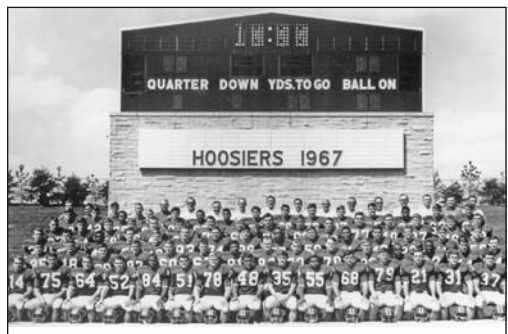
- INDIANA**  
Eric Stolberg  
Rick Spickard  
Gary Cassells  
Harold Mauro  
Bob Russell  
Al Schmidt  
Al Gage  
Harry Gonso  
John Isenbarger  
Jade Butcher  
Terry Cole

- OFF USC**  
SE Ron Drake  
LT Mike Taylor  
LG Fred Khasigian  
C Dick Allmon  
RG Dennis Born  
RT Ron Yary  
TE Bob Klein  
QB Steve Sogge  
TB O.J. Simpson  
FL Earl McCullough  
FB Dan Scott

#### INDIANA

- Tom Bilunas  
Doug Crusan  
Harold Dunn  
Cal Snowden  
Brown Marks  
Jim Sniadecki  
Ken Kaczmarek  
Kevin Duffy  
Dave Kornowa  
Nate Cunningham  
Mike Baughman

- DEF USC**  
LE Tim Rossovich  
LT Willard Scott  
RT Gary Magner  
RE Bill Hayhoe  
LB Jim Snow  
LB Adrian Young  
LB/MG Ralph Oliver  
LB/R Ty Salness  
CB Bill Jaronczyk  
CB Pat Cashman  
S Mike Battle





# BOWL HISTORY

## 1979 HOLIDAY BOWL

DECEMBER 21, 1979 • SAN DIEGO, CALIF.

### INDIANA 38 BRIGHAM YOUNG 37

Many people described it as the most exciting game of the 1979 bowl season. The 1979 Holiday Bowl featured Indiana and Brigham Young. The two squads would combine to score 75 total points in addition to tallying 52 first downs and 874 yards of total offense. However, after eight lead changes, Indiana stood victorious, 38-37, over the previously unbeaten Cougars.

Having finished the 1979 regular season with a 7-4 record, Indiana looked to gain its initial bowl victory when it faced off against the Cougars.

It was a tight battle throughout as Brigham Young quarterback Marc Wilson completed 28-of-43 passes for 380 yards and 2 TDs. Throughout the game, he showed many reasons why he led the nation in passing and total offense during the regular season. However, IU found a way to answer every BYU score.

The Cougars would take a 24-21 lead early in the third quarter, but IU tallied right back when running back Mike Harkrader (24-71-1TD rushing) scored on a 1-yard touchdown run to give the Hoosiers a 28-24 lead. Indiana kicker Kevin Kellogg would then connect on a 26-yard field goal to increase the IU lead to 31-24. However, a 29-yard field goal by BYU and a 15-yard touchdown strike from Wilson to fullback Eric Lane, put the Cougars in front, 34-31, at the end of three quarters.

The fourth quarter did not lack for theatrics. BYU would score the quarter's first points to increase its lead to 37-31. However, Indiana's Tim Wilbur countered with a 62-yard punt return to tie the game at 37-37. Kellogg would add the extra point to give IU a one-point advantage with 6:53 remaining in the contest. Brigham Young had the opportunity to win the contest on a field goal attempt with just 11 seconds remaining. However, a 27-yard effort by Cougar kicker Brent Johnson failed, and IU held on for the thrilling 38-37 victory.



TEAM	1	2	3	4	FINAL
Indiana	14	7	10	7	38
BYU	14	3	17	3	37

ATTENDANCE: 52,500

- 1ST:** BYU – Lane, 1-yard run (Johnson kick)  
 IU – Stephenson, 38-yard pass from Clifford (Kellogg kick)  
 IU – Clifford, 1-yard run (Kellogg kick)  
 BYU – Wilson, 3-yard run (Johnson kick)  
**2ND:** BYU – Johnson, 40-yard field goal  
 IU – Clifford, 1-yard run (Kellogg kick)  
**3RD:** BYU – H. Jones, 13-yard pass from Wilson (Johnson kick)  
 IU – Harkrader, 1-yard run (Kellogg kick)  
 IU – Kellogg, 26-yard field goal  
 BYU – Johnson, 29-yard field goal  
 BYU – Lane, 15-yard pass from Wilson (Johnson kick)  
**4TH:** BYU – Johnson, 28-yard field goal  
 IU – Wilbur, 62-yard punt return (Kellogg kick)

STATISTICS:	IU	BYU
First Downs	21	31
Yards Rushing	183	140
Yards Passing	171	380
Total Offense	354	520
Passes	11-30-1	28-43-3
Punts	6-41	2-38
Fumbles/Lost	1-0	1-1
Penalties/Yards	7-70	1-15

**RUSHING:** IU—Johnson 21-76, Harkrader 24-71-1TD, Bowers 5-36, Clifford 6-9-2TDs, Darring 1-6, Friede 1(-5), Sutor 1(-10); BYU—Jones 8-55, Phillips 4-31, Wilson 9-28-1TD, Lane 9-26-1TD.

**PASSING:** IU—Clifford 29-11-171-1TD-1INT, Harkrader 0-1-0-0-0; BYU—Wilson 43-28-380-2TDs-3INT.

**RECEIVING:** IU—Stephenson 5-91-1TD, Friede 2-43, Harangody 2-31, Bowers 2-6; BYU—Brown 9-142, Lane 9-79-1TD, H. Jones 4-33-1TD, Plater 2-41, Phillips 2-31, L. Jones 1-39

#### STARTERS

INDIANA	OFF	BYU
Mike Friede	SE	Lloyd Jones
Gerhard Ahting	LT	Tom Bell
Jeff Goldin	LG	Randy Tidwell
Lucky Wallace	C	Scott Neilson
Jeff Phipps	RG	Danny Hansen
Marlon Flemming	RT	Nick Eyre
Bob Stephenson	TE	Clay Brown
Tim Clifford	QB	Marc Wilson
Lonnie Johnson	TB	Homer Jones
Nate Lundy	FL	Bill Davis
Jerry Bowers	FB	Eric Lane

#### INDIANA

INDIANA	DEF	BYU
Brent Tisdale	DE	Glen Titensor
Mark Rodriguez	LT	Mike Morgan
Terry Tallen	MG/LB	Gary Kama
Rod Walden	RT	Pulusila Filiaga
Eric DeBord	DE	Matt Mendenhall
Craig Walls	LB	Glen Redd
Randy Willhite	LB	Ed. St. Pierre
Tim Wilbur	CB	Tim Halverson
Stoner Gray	CB	Bill Schoepflin
Chuck Alexander	SS	John Neal
Steve Mitchell	FS	Bob Prested





# BOWL HISTORY

## 1986 ALL-AMERICAN BOWL DECEMBER 31, 1986 • BIRMINGHAM, ALA.

### FLORIDA STATE 27 INDIANA 13

Although he finished with an 0-11 record during his first campaign at Indiana in 1984, it would take Bill Mallory just three seasons to lead the Hoosiers to their first bowl appearance under his direction. Indiana finished with a 6-5 regular-season record in 1986 and capped its season by playing a talented Florida State team in the 1986 All-American Bowl on New Year's Eve in Birmingham, Ala.

Despite losing 27-13, the Hoosiers would go on to make bowl appearances following four of the next five seasons.

Florida State used four time-consuming scoring drives that averaged 66 yards each to capture the 10th annual All-American Bowl. IU penetrated inside the Seminole 35-yard line four times without a score.

Indiana would tally first as Pete Stoyanovich connected on a 35-yard field goal to give the Hoosiers a 3-0 lead. However, Florida State running back Sammie Smith (25-205-2TDs) scored on runs of four and nine yards in the first and second quarters, respectively, to give the Seminoles a 13-3 halftime lead.

The Seminoles would score another touchdown during the third quarter that would essentially clinch the victory. IU did close the gap to within 20-13 in the fourth quarter, but FSU iced the game with a 68-yard scoring drive.

Indiana running back Anthony Thompson, who was playing in his first bowl game, finished with 127 rushing yards on 28 carries and quarterback Dave Kramme threw for 168 yards. IU dominated the time of possession and totaled more first downs (23-20) and total yards (383-342) than Florida State. However, the Seminoles rushed for 288 yards and were forced into third-down situations on just three occasions during the entire game.

TEAM	1	2	3	4	FINAL
Florida State	6	7	7	7	27
Indiana	3	0	7	3	13

ATTENDANCE: 30,000

- 1ST:** IU – Stoyanovich, 35-yard field goal  
FSU – Smith, 4-yard run (kick failed)
- 2ND:** FSU – Smith 9-yard run (Schmidt kick)
- 3RD:** FSU – T. Holloman, 8-yard run (Schmidt kick)  
IU – Powell, 2-yard run (Stoyanovich kick)
- 4TH:** IU – Stoyanovich, 30-yard field goal  
FSU – T. Holloman 10-yard run (Schmidt kick)

STATISTICS:	IU	FSU
First Downs	23	20
Yards Rushing	215	288
Yards Passing	168	54
Total Offense	383	342
Passes	11-25-1	6-14-1
Punts	2-35	2-35
Fumbles/Lost	1-0	2-1
Penalties/Yards	10-88	6-50

**RUSHING:** IU—Thompson 28-127, Powell 6-38-1TD, Polce 5-26, Kramme 13-21, Sweazy 1-3; FSU—Smith 25-205-2TDs, T. Holloman 6-36-2TDs, D. Holloman 2-34, Floyd 1-7, Williams 3-6, Fells 2-0.


**PASSING:** IU—Kramme 11-25-1-168; FSU—McManus 6-14-1-54.

**RECEIVING:** IU—Dawsey 5-74, Lijja 2-44, Buford 2-32, Jones 1-11, Jordan 1-7; FSU—O'Malley 2-20, Carter 2-9, Gainer 1-19, Smith 1-6.

#### STARTERS

INDIANA	OFF	FLORIDA STATE
Kenny Allen	SE	Herb Gainer
Bob Riley	ST	Joey Ionata
Tim Radtke	SG	Jason Kuipers
Dave Kinniry	C	Jim Hendley
Don Shrader	TG	Mark Salva
Eric Moore	TT	Pat Tomberlin
Dave Lijja	TE	Pat Carter
Dave Kramme	QB	Danny McManus
Anthony Thompson	TB	Sammie Smith
Stacy Dawsey	FB	Darrin Holloman
Tom Polce	FL	Dayne Williams

INDIANA	DEF	FLORIDA STATE
Van Waiters	OLB	Felton Hayes
Dan Bauer	LT	Steve Gabbard
Larry Luther	NG	Thomas Harp
Doug Schlereth	RT	Gerald Nichols
Joe Huff	OLB	Terry Warren
Willie Bates	LB	Fred Jones
Brad Mitchell	LB	Paul McGowan
Erick Coleman	CB	Deion Sanders
Eric Hickerson	CB	Eric Williams
Leonard Bell	SS	Stanley Shiver
Alex Green	FS	Greg Newell





# BOWL HISTORY

## 1988 PEACH BOWL JANUARY 2, 1988 • ATLANTA, GA.


**TENNESSEE 27**  
**INDIANA 22**

Tennessee drove 40 yards in nine plays and scored on a 9-yard touchdown run by running back Reggie Cobb with just 1:52 remaining in the game to clinch a 27-22 victory over Indiana in the 20th Peach Bowl. The game, which was played on Jan. 2, 1988, at Atlanta's Fulton County Stadium, was witnessed by 58,737 fans. Despite the disappointing loss, IU finished the season with an 8-4 record, which included wins over Michigan and Ohio State.

The Volunteers jumped to a quick 21-3 second-quarter lead. That same stanza, UT blocked an Indiana punt on the IU 9-yard line that gave the Volunteers an opportunity to put the game out of reach. However, IU forced a fumble and drove 91 yards for a touchdown, a 43-yard pass play from quarterback Dave Schnell (33-18-218-1TD-2INTs) to wide receiver Ernie Jones (7-150-1TD). The score narrowed IU's deficit to 21-10 prior to halftime.

The lone score of the third period was a 12-yard run by running back Anthony Thompson (18-67-1TD) that moved Indiana to within 21-16, however, the two-point conversion failed. In the fourth quarter, Indiana scored on a fake field goal attempt when tight end Tim Jordan ran 12 yards for a score that gave IU a one-point lead, 22-21. The two-point conversion attempt was unsuccessful. Tennessee, which had come from behind on four other occasions during the 1987 campaign would turn the trick again as Cobb scored his second touchdown of the game, this one a 9-yard run, to give Tennessee the 27-22 victory.

Tennessee gained 474 yards of total offense, including 146 rushing yards and two touchdowns from Cobb, the game's Most Valuable Offensive Player. However, Jones was just as impressive, as he finished with 246 all-purpose yards (150 receiving, 15 rushing, 81 kickoff returns). Indiana linebacker Van Waiters was recognized as the game's Most Valuable Defensive Player.



TEAM	1	2	3	4	FINAL
Tennessee	14	7	0	6	27
Indiana	3	7	6	6	22

**ATTENDANCE:** 58,737

- 1ST:** UT – Cobb, 6-yard run (Reich kick)  
 IU – Stoyanovich, 52-yard field goal  
 UT – Miller, 45-yard pass from Francis (Reich kick)  
**2ND:** UT – Cleveland, 15-yard pass from Francis (Reich kick)  
 IU – Jones, 43-yard pass from Schnell (Stoyanovich kick)  
**3RD:** IU – Thompson, 12-yard run (pass failed)  
**4TH:** IU – Jordan, 12-yard run (pass failed)  
 UT – Cobb, 9-yard run (pass failed)

STATISTICS:	IU	UT
First Downs	16	26
Yards Rushing	96	244
Yards Passing	218	230
Total Offense	314	474
Passes	18-33-2	21-27-0
Punts	6-31	2-37
Fumbles/Lost	0-0	2-2
Penalties/Yards	4-37	5-35

**RUSHING:** IU—Thompson 18-67-1TD, Polce 6-22, Jones 1-15, Jordan 1-12-1TD, Powell 1-1, Schnell 4-(-21); UT—Cobb 21-146-2TDs, Davis 9-51, Howard 6-25, Wilson 6-23, Francis 10-(-1).

**PASSING:** IU—Schnell 18-33-218-1TD-2INTs; UT—Francis 20-26-225-2TDs-0INT, Henton 1-1-0-5.

**RECEIVING:** IU—Jones 7-150-1TD, Thompson 6-28, Jordan 2-14, Polce 1-12, Powell 1-8, Allen 1-6; UT—Miller 5-78-1TD, Woods 4-43, Davis 4-30, Cleveland 2-25, Howard 2-25, McGuire 2-18, Cobb 2-11.

### STARTERS


INDIANA	OFF	TENNESSEE
Kenny Allen	SE	Thomas Woods
Chris Simons	ST	Kevin Simons
Tim Radtke	SG	Harry Galbreath
Brian Finney	C	Todd Kirk
Don Shrader	TG	John Bruhin
Eric Moore	TT	Eric Still
Tim Jordan	TE	N. Middlebrooks
Dave Schnell	QB	Jeff Francis
Anthony Thompson	TB	Reggie Cobb
Ernie Jones	FL	Terence Cleveland
Tom Polce	FB	Charles Wilson

### INDIANA

- Van Waiters
- Walt Harris
- Jim Sams
- Doug Schlereth
- Joe Huff
- Willie Bates
- Brad Money
- Mike Dumas
- Eric Hickerson
- Andre Hall
- Brian Dewitz

### DEF TENNESSEE

- Mike Kelley
- Marion Hobby
- Charles McRae
- Mark Hovanic
- Darrin Miller
- Keith DeLong
- C. Kimbrough
- Terry McDaniel
- Victor Peppers
- Andre Creamer
- Kelly Days





# BOWL HISTORY

## 1988 LIBERTY BOWL DECEMBER 28, 1988 • MEMPHIS, TENN.

### INDIANA 34 SOUTH CAROLINA 10


After finishing the regular season with a 7-3-1 record and a 5-3 mark in the Big Ten, Indiana earned a post-season berth for the third consecutive year and played South Carolina in the Liberty Bowl in Memphis, Tenn. The Hoosiers dominated the game and cruised to a 34-10 victory before 39,210 fans.

Indiana running back Anthony Thompson (26-140-2TDs) began the scoring with a 7-yard touchdown run in the first quarter, and the Hoosiers would add 10 more second-quarter points to take a 17-0 halftime lead. The Gamecocks would close the gap to 17-7 in the third quarter when they scored on a 34-yard return of a blocked punt. The two teams would then trade third-quarter field goals and the fourth quarter began with Indiana leading, 20-10.

Although Indiana dominated throughout, the game-breaking play occurred on the first snap of the fourth quarter when Indiana quarterback Dave Schnell (31-16-378-2TDs-1INT) hooked up with wide receiver Rob Turner (5-182-1TD) on an 88-yard touchdown pass that upped IU's lead to 27-10. Thompson would cap the scoring with an 8-yard touchdown run later that quarter that earned him a tie for the Big Ten single-season touchdown record with 26 scores.

Indiana set a Liberty Bowl record with 575 yards of total offense. South Carolina, on the other hand, could muster only 153 total yards, including just 23 yards rushing. The IU defense intercepted three passes and recovered a fumble to go along with six quarterback sacks.

Schnell was the game's Most Valuable Player, and wide receiver Tony Buford caught three passes for 100 yards.



TEAM	1	2	3	4	FINAL
Indiana	7	10	3	14	34
South Carolina	0	0	10	0	10

ATTENDANCE: 39,210

- 1ST:** IU – Thompson, 7-yard run (Stoyanovich kick)  
**2ND:** IU – Miller, 10-pass from Schnell (Stoyanovich kick)  
 IU – Stoyanovich, 28-yard field goal  
**3RD:** SC – Tolbert, 34-yard blocked punt return. (Mackie kick)  
 IU – Stoyanovich, 19-yard field goal  
 SC – Mackie, 43-yard field goal  
**4TH:** IU – Turner, 88-yard pass from Schnell (Stoyanovich kick)  
 IU – Thompson, 8-yard run (Stoyanovich kick)

STATISTICS:	IU	SC
First Downs	23	12
Yards Rushing	185	23
Yards Passing	390	130
Total Offense	575	153
Passes	17-32-1	15-37-3
Punts	6-26	9-38
Fumbles/Lost	1-0	1-1
Penalties/Yards	6-40	2-15

**RUSHING:** IU—Thompson 26-140-2TDs, Way 5-32, Boyd 4-12, Matejko 2-7, Thornton 1-3, Miller 3-2, Schnell 5-(-11); SC—Green 11-41, Dingle 2-17, Haynes 3-5, Bing 1-2, Williams 1-2, Ellis 9-(-44).

**PASSING:** IU—Schnell 16-31-378-2TDs-1INT, Thornton 1-1-0-12; SC—Ellis 15-37-3-130.

**RECEIVING:** IU—Turner 5-182-1TD, Buford 3-100, Jordan 2-33, Eddings 2-22, Miller 2-16-1TD, Thompson 2-14, Marte 1-23; SC—Haynes 3-15, Brooks 2-35, Parlor 2-22, Green 2-18, Platt 2-8, Rush 1-11, Watson 1-11, Bing 1-5, Miller 1-5.

#### STARTERS

INDIANA	OFF	SOUTH CAROLINA
Tony Buford	SE	Anthony Parlor
Chris Simons	ST	Ike Harris
Tim Radtke	SG	Paul Shivers
Ron Vargo	C	Randy Harwell
Don Shradler	TG	Calvin Stephens
Jeff Fryar	TT	Mark Fryer
Tim Jordan	TE	Carl Platt
Dave Schnell	QB	Todd Ellis
Anthony Thompson	TB	Harold Green
Rob Turner	FB	Robert Brooks
Gene Boyd	FL	Keith Bing

INDIANA	DEF	SOUTH CAROLINA
Joe Huff	OLB	Kevin Hendrix
Walt Harris	LT	Marty Dye
Dan Bauer	MG	Tim High
Doug Schlereth	RT	Derrick Frazier
Terry Saunders	OLB	David Taylor
Willie Bates	LB	Matt McKernan
Brad Money	LB	Patrick Hinton
Mike Dumas	CB	Robert Robinson
Andre Hall	CB	Stephane Williams
Marc Ferry	SS	Scott Windsor
Brian Dewitz	FS	Ron Rabune





# BOWL HISTORY

## 1990 PEACH BOWL

DECEMBER 30, 1990 • ATLANTA, GA.


**AUBURN 27**  
**INDIANA 23**

Indiana finished with a 6-4-1 regular-season record in 1990, a mark good enough to earn the Hoosiers a berth in the Peach Bowl for a date with the Auburn Tigers. The game, which was played at Fulton County Stadium in Atlanta on Dec. 30, 1990, was one of the best games played during the 1990 bowl season.

Auburn led Indiana 17-10 at half-time and increased its lead to 20-10 on a 43-yard field goal during the third quarter, but the Hoosiers returned the favor as quarterback Trent Green scored on touchdown runs of two and 11 yards to give IU a 23-20 lead.

However, Auburn quarterback Stan White (48-31-351-1TD passing and 2 TD runs) would direct the Tigers on a 13-play, 72-yard, 1:40-minute, scoring drive. He capped the drive himself when he scored on a 1-yard run with just 39 seconds remaining in the game. The touchdown gave Auburn a 27-23 victory.

Auburn dominated the game statistically, as the Tigers tallied 440 total yards to IU's 220. However, Indiana utilized a solid kicking game to keep the game close. Trent Green tied a Peach Bowl record with his three rushing touchdowns while running back Vaughn Dunbar (21-81) and free safety Mike Dumas (14 tackles, 4 passes broken up) earned offensive and defensive Most Valuable Player honors, respectively.



TEAM	1	2	3	4	FINAL
Indiana	7	3	0	13	23
Auburn	7	10	3	7	27

**ATTENDANCE:** 38,962

- 1ST:** AU – White, 6-yard run (Von Wyl kick)  
IU – Green, 3-yard run (Bonnell kick)  
**2ND:** AU – Smith, 11-yard pass from White (Von Wyl kick)  
IU – Bonnell, 42-yard field goal  
AU – Von Wyl, 26-yard field goal  
**3RD:** AU – Von Wyl, 43-yard field goal  
**4TH:** IU – Green, 2-yard run (run failed)  
IU – Green, 11-yard run (Bonnell kick)  
AU – White, 1-yard run (Von Wyl kick)

STATISTICS:	IU	AU
First Downs	15	24
Yards Rushing	121	89
Yards Passing	99	351
Total Offense	220	440
Passes	10-19-0	31-48-0
Punts	5-41	3-23
Fumbles/Lost	1-1	2-2
Penalties/Yards	6-55	12-75

**RUSHING:** IU—Dunbar 21-81, Thompson 5-17, Miller 3-16, Green 14-7-3TDs; AU—Williams 12-52, Smith 5-24, Joseph 5-20, Richardson 3-4, White 5-(-2)-2TDs, Team 1-(-9).

**PASSING:** IU—Green 10-19-99-0-0; AU—White 31-48-351-1-0.

**RECEIVING:** IU—Thomas 3-34, Turner 3-26, Coleman 2-26, Dunbar 2-4; AU—Hall 9-74, Casey 7-159, Baxter 4-22, Wasden 3-21, Hines, Z-25, Joseph 2-16, Williams 2-12, Smith 1-11-1TD, Overton 1-11.

### STARTERS

INDIANA	OFF	AUBURN
Scott McGowan	SE	Greg Taylor
Phil Trinter	ST	Chris Gray
Todd Smith	SG	Ed King
Jason Mack	C	Bob Meeks
Troy Newton	TG	Eddie Blake
Randy Schneider	TT	Rob Selby
Todd Walker	TE	Victor Hall
Trent Green	QB	Stan White
Vaughn Dunbar	TB	Stacy Danley
Eddie Thomas	FL	Shayne Wasden
Cal Miller	FB	James Joseph

INDIANA	DEF	AUBURN
Charles Beauchamp	QLB	Jason Merchant
Brian Hunnicut	LT	David Rocker
Larry McDaniel	NG	Walter Tate
Chris McCoy	RT	Lamar Rogers
Greg Farrall	OLB	Reggie Barlow
Mark Hagen	LB	James Willis
John Miller	LB	Darrel Crawford
Mose Richardson	CB	Eric Ramsey
Mike Middleton	CB	Corey Barlow
Dave Ane	SS	Dennis Wallace
Mike Dumas	FS	John Wiley





# BOWL HISTORY

## 1991 COPPER BOWL DECEMBER 31, 1991 • TUCSON, ARIZ.

### INDIANA 24 BAYLOR 0


In one of the most impressive performances by any team during the 1991 bowl season, Indiana dominated a highly-regarded Baylor team in the Copper Bowl, 24-0.

Indiana wasted little time getting started as it jumped to a 17-0 halftime lead and was never threatened on its way to winning its second bowl game in four years.

Indiana quarterback Trent Green (21-11-165-0-0 passing, 2 rushing touchdowns) broke the Hoosiers into the scoring column when he tallied a 1-yard touchdown run in the first quarter. IU would increase its lead one quarter later when kicker Scott Bonnell connected on a 27-yard field goal attempt and running back Vaughn Dunbar (28-106-1TD rushing) scored on a 5-yard touchdown run to give the Hoosiers a 17-0 halftime advantage.

IU's only scary moment came in the third quarter when Baylor reached Indiana's 2-yard line. However, a muffed handoff resulted in a fumble that was recovered in the end zone by free safety Damon Watts and the game was, for all intents and purposes, over.

Dunbar won game Most Valuable Player honors on offense and linebacker Mark Hagen (11 tackles, including 2 tackles for loss, and 1 pass broken up) was the game's defensive MVP.



TEAM	1	2	3	4	FINAL
Baylor	0	0	0	0	0
Indiana	7	10	0	7	24

ATTENDANCE: 35,751

1ST: IU – Green 1-yard run (Bonnell kick)

2ND: IU – Bonnell 27-yard field goal

IU – Dunbar 5-yard run (Bonnell kick)

4TH: IU – Green 4-yard run (Bonnell kick)

STATISTICS:	IU	BU
First Downs	20	17
Yards Rushing	147	138
Yards Passing	176	131
Total Offense	323	269
Passes	12-22-0	10-27-1
Punts	6-49	6-35
Fumbles/Lost	2-0	4-1
Penalties/Yards	6-59	4-29

**RUSHING:** BU—Strait 15-72, Mims 9-49, Bell 5-41, Henry 2-4, Needham 1-3, Stephens 1-2, Brentham 1-(-11), Joe 8-(-22); IU—Dunbar 28-106-1TD, Law 6-38, Dyer 2-2, Green 13-1-2TDs.


**PASSING:** BU—Joe 10-26-131-OTDs-1INT, Brentham 0-1-0-0; IU—Green 11-21-165-0-0, Dyer 1-1-11-0-0.

**RECEIVING:** BU—Pierce 3-32, Miles 2-41, Bonner 2-32, Mims 2-19, Miller 1-7; IU—Thomas 4-58, McGowan 3-63, Coleman 1-15, Dunbar 1-11, Harris 1-11, Walker 1-11, Baety 1-7.

#### STARTERS

INDIANA	OFF	BAYLOR
Scott McGowan	SE	Reggie Miller
Shawn Harper	LT	Adam Arroyo
Todd Smith	LG	John Turmpaugh
Rod Carey	C	Scott Baehren
Troy Newton	RG	Monte Jones
Randy Schneider	RT	Craig Bellamy
Rod Coleman	TE	Alonzo Pierce
Trent Green	QB	J.J. Joe
Vaughn Dunbar	TB	David Mims
Eddie Thomas	FL	Melvin Bonner
Todd Walker	FB	Robert Strait

INDIANA	DEF	BAYLOR
Charles Beauchamp	DE	Robin Jones
Larry McDaniel	LT	Marcus Lowe
Hurvin McCormack	RT	Santana Dotson
Greg Farrall	DE	Teddy Patton
Mark Hagen	LB	Brian Hand
Paul Williams	MLB	Curtis Hafford
John Miller	LB	LeShai Maston
Mose Richardson	CB	Clifford Ellison
Mike Middleton	CB	Frankie Smith
Jim Summerall	SS	Mike McFarland
Damon Watts	FS	Keith Caldwell





# BOWL HISTORY

## 1993 INDEPENDENCE BOWL DECEMBER 31, 1993 • SHREVEPORT, LA.


**VIRGINIA TECH 45  
INDIANA 20**

Virginia Tech used two touchdowns in the final 23 seconds of the first half to post a 45-20 victory over Indiana in the 1993 Independence Bowl.

On the positive side of the ledger for IU, wide receiver Thomas Lewis tallied six receptions for 177 yards and two touch-downs. However, Virginia Tech quarterback Maurice DeShazo completed 19-of-33 passes for 193 yards and two touchdowns on his way to earning offensive game MVP honors.

On the other side of the ball, safety Antonio Banks was the game's defensive MVP as he tallied nine tackles, one interception and one pass broken up, in addition to a touchdown on the blocked field goal.

Indiana finished the 1993 season with an 8-4 record. Two of its three regular season losses were by seven points or less.



TEAM	1	2	3	4	FINAL
Virginia Tech	7	21	0	17	45
Indiana	7	6	0	7	20

**ATTENDANCE:** 48,429

**1ST:** IU – Lewis, 75-yard pass from Paci (Manolopoulos kick)

VT – Thomas, 13-yard pass from DeShazo (Williams kick)

**2ND:** VT – Swarm, 6-yard run (Williams kick)

IU – Manolopoulos, 26-yard field goal

IU – Manolopoulos, 40-yard field goal

VT – Lewis, 20-yard fumble return (Williams kick)

VT – Banks, 80-yard return of blocked field goal (Williams kick)

**4TH:** VT – Freeman, 42-yard pass from DeShazo (Williams kick)

VT – Edwards 5-yard run (Williams kick)

VT – Williams 42-yard field goal

IU – Lewis, 42-yard pass from Dittoe (Manolopoulos kick)

STATISTICS:	IU	VT
First Downs	17	11
Yards Rushing	125	20
Yards Passing	193	276
Total Offense	318	296
Passes	19-33-2	17-37-2
Punts	8-39	7-38
Fumbles/Lost	2-1	2-2
Penalties/Yards	8-84	7-55

**RUSHING:** VT–Thomas 24-65, Swarm 9-40-1TD, Edwards 5-15-1TD, White 4-3, DeShazo 5-1, Druckenmiller 1-1; IU–Thurman 1-37, Chaney 11-34, Batts 3-10, Glover 3-6, Thomas 1-(4), Paci 5-(26), Dittoe 7-(37).

**PASSING:** VT–DeShazo 19-33-193-2TDs-2INTs; IU–Paci 10-22-171-1TD-1INT, Dittoe 7-14-105-1TD-1INT, DiGiulio 0-1-0-0-0.


**RECEIVING:** VT–Freeman 5-66-1TD, Thomas 4-27-1TD, Burke 3-26, White 2-35, Sanders 2-15, Swarm 1-13, Edmonds 1-6, Still 1-5; IU–Lewis 6-177-2TDs, Hales 2-49, Matthews 2-35, Glover 2-1, Chaney 2-(-1), Baety 1-9, Hobbs 1-4, Ward, 1-2.

### STARTERS

INDIANA	OFF	VIRGINIA TECH
Greg Hobbs	SE	Antonio Freeman
Tom McKinnon	LT	Billy Conaty
Todd Smith	LG	Chris Malone
Rod Carey	C	Jim Pyne
Andrew Greene	RG	D. McMahon
Clay Williams	RT	Chris Barry
Ross Hales	TE	John Burke
John Paci	QB	Maurice DeShazo
Jermaine Chaney	TB	Dwayne Thomas
Thomas Lewis	FL	Steve Sanders
Sean Glover	FB	Joe Swarm

### INDIANA DEF VIRGINIA TECH

Bernard Whittington	LE	Cornell Brown
Troy Drake	LT	Waverly Jackson
Hurvin McCormack	RT	J.C. Price
Lamar Mills	RE	Lawrence Lewis
Charles Beauchamp	LB	DeWayne Knight
Alfonzo Thurman	MLB	George DelRicco
Jay Davis	LB	Ken Brown
Mose Richardson	CB	Tyrone Drakeford
Jason Orton	CB	Larry Green
Steve Perkins	SS	Stacy Henley
Chris Dyer	FS	Antonio Banks







# BOWL HISTORY

## 2007 INSIGHT BOWL DECEMBER 31, 2007 • TEMPE, ARIZ.

### OKLAHOMA STATE 49 INDIANA 33

Indiana capped off an emotional season in achieving late head coach Terry Hoepfner's dream of "Playing 13," as the Hoosiers returned to a postseason bowl for the first time in 14 years at the 2007 Insight Bowl.

Oklahoma State's no-huddle offense took a strong first half lead, and it was too much for a spirited Hoosier squad to overcome in a 49-33 defeat. The Hoosiers rallied from a 35-10 half-time deficit to get within two scores on two separate occasions in the second half.

Kellen Lewis threw for 204 yards and a pair of touchdowns in the loss, tying IU great Antwaan Randle El for first place on the all-time list with 42 TD passes in his career. The sophomore quarterback also ran for 83 yards on 10 carries and scored a touchdown on the ground.

The Hoosiers drove 52 yards on 11 plays on their opening drive, taking a 3-0 lead on Austin Starr's 43-yard field goal at the 10:41 mark of the opening quarter. But OSU scored the next 28 points of the game before the Hoosiers made it 28-10 on a Marcus Thigpen 4-yard TD grab. Cowboy quarterback Zac Robinson tacked on a 1-yard run just before the half to give OSU a 25-point lead at the break.

IU struck with the first points of the second half on a Lewis 1-yard run that followed a 4th-and-8 conversion on a fake field goal pass from Lewis to Starr. The Cowboys rebutted with a TD of their own, and 16 fourth quarter points by the Hoosiers proved to not be enough to overcome the early deficit.



TEAM	1	2	3	4	FINAL
Indiana	3	7	7	16	33
Oklahoma State	21	14	7	7	49

ATTENDANCE: 48,892

- 1ST:** IU – Starr 43-yard field goal  
 OSU – Savage 3-yard run (Bailey kick)  
 OSU – Bryant 24-yard pass from Robinson (Bailey kick)  
 OSU – Robinson 7-yard run (Bailey kick)  
 OSU – Robinson 7-yard run from Robinson (Bailey kick)  
 IU – Thigpen 4-yard pass from Lewis (Starr kick)  
 OSU – Robinson 1-yard run (Bailey kick)
- 3RD:** IU – Lewis 1-yard run (Starr kick)  
 OSU – Bryant 11-yard pass from Robinson (Bailey kick)
- 4TH:** IU – Sears 5-yard run (Starr kick)  
 IU – Starr 37-yard field goal  
 OSU – Crosslin 1-yard run (Bailey kick)  
 IU – Bailey 30-yard pass from Lewis (Lewis pass failed)

STATISTICS:	IU	OSU
First Downs	21	29
Yards Rushing	179	211
Yards Passing	220	302
Total Offense	399	513
Passes	23-44-0	24-34-1
Punts	5-182	3-106
Fumbles/Lost	0-0	3-1
Penalties/Yards	10-80	10-103

**RUSHING:** IU-Lewis, Kellen 10-83-1TD, Thigpen 11-56, Payton 8-43, Sears 1-5-1TD, Fisher 2-minus 6, OSU-Savage 23-100-1TD, Robinson 15-70-2TDs, Hunter 8-33, Bryant 1-7, Crosslin 2-1-1TD.


**PASSING:** IU-Lewis, Kellen 22-43-204-2TDs, Means 1-1-16, OSU-Robinson 24-34-302-3TDs-1INT.

**RECEIVING:** IU-Hardy 5-50, Means 5-41, Bailey 3-70-1TD, Fisher 3-20, Thigpen 2-4-1TD, Payton 2-3, Lewis 1-16, Starr 1-9, Sexton 1-7, OSU-Bryant 9-117-2TDs, Bowman 6-74-1TD, Pettigrew 3-39, Newton 2-24, Savage 2-1, Hunter 1-24, Waller 1-23.

#### STARTERS

INDIANA	OFF	OKLAHOMA STATE
Rodger Saffold	LT	Russell Okung
Pete Saxon	LG	David Koenig
Ben Wyss	C	Andrew Lewis
John Sandberg	RG	Steve Denning
Charlie Emerson	RT	Brady Bond
James Hardy	WR	Seth Newton
Andrew Means	WR	Adarius Bowman
Ray Fisher	WR	Dez Bryant
Kellen Lewis	QB	Zac Robinson
Marcus Thigpen	RB	Dantrell Savage
Nick Sexton	TE	Brandon Pettigrew

INDIANA	DEF	OKLAHOMA STATE
Jammie Kirliew	LE	Marque Fountain
Joe Kremer	DT	Quency Patrick
Greg Brown	DT	Nathan Peterson
Greg Middleton	RE	Donovan Woods
Will Patterson	LB	Jeremy Nethon
Adam McClurg	LB	Patrick Lavine
Justin Carrington	LB	Andre Sexton
Leslie Majors	CB	Jacob Lacey
Nick Polk	FS	Ricky Price
Austin Thomas	SS	Quinton Moore
Tracy Porter	CB	Terrance Anderson





# BOWL HISTORY

## 2015 NEW ERA PINSTRIPE BOWL

DECEMBER 26, 2015 • BRONX, N.Y.

### DUKE 44 INDIANA 41

Duke kicker Ross Martin kicked a 36-yard field goal in overtime that Indiana wasn't able to match to give the Blue Devils a 44-41 victory in the New Era Pinstripe Bowl at Yankee Stadium.

The back-and-forth game featured nine lead changes and three ties. It also saw numerous offensive records set and six turnovers combined in a game where momentum seemed to be hanging in the balance throughout.

Duke quarterback Thomas Sirk scored on a 5-yard touchdown run up the middle with just 41 seconds to play in regulation to tie the game at 41-41.

The Hoosiers drove down the field in the little time they had left, setting Griffin Oakes up for a 56-yard field goal try that missed wide left at the end of regulation.

Indiana found its scoring gear midway through the second quarter and didn't slow down the rest of the game behind a career-best day by sophomore back Devine Redding, who finished with 227 yards on 35 carries.

The Hoosiers' problem was that the Blue Devils kept up, trading scores and never allowing one team to hold momentum long enough to make a game-winning stand. Sirk accounted for the majority of the damage, passing for 163 yards and a touchdown and adding another two scores and 155 yards on the ground.

Duke scored 10 unanswered points to begin the game, but after the Hoosiers responded with their first touchdown midway through the second quarter, neither team would ever lead by more than one possession.


In the Indiana locker room, head coach Kevin Wilson told his players not to dwell over one play, one call or anything particular in the loss.

He wanted to see their eyes.

He wanted to tell them to keep their heads up and stay confident.

And he already wanted them to move on.

"They battled, very resilient," Wilson said. "They don't feel very good, but at the same time, it's a tremendous group of seniors. Thy kind of left a positive landmark that we can move forward with. I'm not into any moral victory. We didn't play well enough to win."



TEAM	1	2	3	4	OT	FINAL
Indiana	0	17	14	10	0	41
Duke	10	7	10	14	3	44

ATTENDANCE: 37,218

- 1ST:** DU—Martin 52-yard field goal  
DU—Wilson 85-yard run (Martin kick)  
**2ND:** IU—Timian 27-yard pass from Sudfeld (Oakes kick)  
IU—Redding 17-yard run (Oakes kick)  
DU—Sirk 73-yard run (Martin kick)  
IU—Oakes 45-yard field goal  
**3RD:** DU—Martin 34-yard field goal  
IU—Westbrook 3-yard pass from Sudfeld (Oakes kick)  
DU—Deaver 10-yard pass from Sirk (Martin kick)  
IU—Rodriguez 10-yard run (Oakes kick)  
**4TH:** IU—Oakes 27-yard field goal  
DU—Wilson 98-yard kickoff return (Martin kick)  
IU—Paige 25-yard pass from Sudfeld (Oakes kick)  
DU—Sirk 5-yard run (Martin kick)  
**OT:** DU—Martin 36-yard field goal

STATISTICS:	IU	DUKE
First Downs	33	23
Yards Rushing	278	373
Yards Passing	389	163
Total Offense	667	536
Passes	28-52-2	17-40-3
Punts	5-212	5-210
Fumbles/Lost	1-1	0-0
Penalties/Yards	7-54	5-61

**RUSHING:** IU—Redding 35-227-3TDs, Sudfeld 3-20, Rodriguez 4-16-1TD, Brookins 3-8, Wilson 1-5, Paige 1-2; DUKE—Sirk 20-155-2TDs, Duncan 13-109, Wilson 9-103-1TD, Powell 3-8, TEAM, 1-2.

**PASSING:** IU—Sudfeld 28-51-389-3TDs-2INTs, Paige 0-1-0-0-0; DUKE—Sirk 17-37-163-1TD-2INTs, Boehme 0-1-0-0-0, Wilson 0-1-0-0-1NT, Monday 0-1-0-0-0.

**RECEIVING:** IU—Cobbs 6-121, Paige 11-95-1TD, Jones 4-89, Timian 1-27-1TD, Westbrook 2-26-1TD, Corsaro 1-12, Booker 1-9, Redding 1-7, Cooper 1-3; DUKE—Rahming 3-49, McCaffrey 4-42, Powell 3-17, Schneider 1-17, Wilson 2-15, Deaver 2-15-1TD, Duncan 1-4, Nash 1-4.

#### STARTERS

INDIANA	OFF	DUKE
Nate Sudfeld	QB	T. Sirk
Devine Redding	RB	S. Powell
Ricky Jones	WR	A. Nash
Simmie Cobbs, Jr.	WR	M. McCaffrey
Mitchell Paige	WR	T.J. Rahming
Michael Cooper	TE	D. Reeves
Jason Spriggs	LT	G. Brandner
Jacob Bailey	LG	L. Patrick
Jake Reed	C	M. Skura
Dan Feeney	RG	T. Stone
Dimitric Camiel	RT	C. Blaser

#### INDIANA

INDIANA	DEF	DUKE
Nick Mangieri	DE	K. Brown
Darius Latham	DT	A.J. Wolf
Adarius Rayner	NT	C. Wray (DT)
Zack Shaw	BAN	B. Grier (DE)
T.J. Simmons	MLB	B. Humphreys (LB)
Marcus Oliver	WLB	D. Norman (LB)
Clyde Newton	SLB	D. Edwards (CB)
Rashard Fant	LCB	B. Borders (CB)
Ben Bach	RCB	D. Singleton (BS)
Jonathan Crawford	S	C. McCarthy (SS)
Will Dawkins	S	P. Carter (RS)





# BOWL HISTORY

## 2016 FOSTER FARMS BOWL DECEMBER 28, 2016 • SANTA CLARA, CALIF.

### UTAH 26 INDIANA 24

The Indiana football team fell on a late field goal to No. 19 Utah, 26-24, in the Foster Farms Bowl.

Indiana took a 24-23 lead in the fourth quarter on a 3-yard touchdown run from Devine Redding, but the Utes connected on the field goal with just 1:24 left in the game.

Appearing in consecutive bowls for the first time since 1990-91 and for the fourth time in program history, IU posted back-to-back six-win seasons for the first time since 1993-94.

Defensively, Indiana was led by Tegray Scales, who was named the Foster Farms Bowl Defensive MVP after totaling a team-high 10 tackles to go with two sacks and three tackles for loss.

The Hoosiers started the game with a bang, as Greg Gooch forced a fumble on the opening kickoff to set IU up deep in Utah territory. Just 52 seconds into the game, quarterback Richard Lagow connected with wide receiver Mitchell Paige for a 7-yard touchdown to give Indiana a 7-0 lead with the fastest score in Foster Farms Bowl history.

Utah answered back with 17 unanswered points, taking a 17-7 lead, but the Hoosiers dominated the final minutes of the second quarter. After a Griffin Oakes 24-yard field goal, the IU defense forced its second straight three-and-out to give the offense the ball back.

On the ensuing drive, wide receiver Nick Westbrook hauled in a 36-yard score with 1:38 remaining in the half, tying the game at 17-17.

In the third quarter, the Utes hit a pair of field goals to take a six-point lead, 23-17, into the fourth quarter. The Hoosiers defense again came up huge when it mattered most, forcing a Utah fumble to set up the offense at its own 40-yard line.

IU marched down the field with an 11-play, 60-yard drive that finished with Redding's 3-yard score to give Indiana a 24-23 lead with 10:10 left.

The Hoosiers reached the Utah 47-yard line with five seconds remaining, but a desperation heave from Lagow was tipped at the line.

Defensively, Indiana had a season-high four takeaways along with a season-best five sacks.



TEAM	1	2	3	4	FINAL
Indiana	7	10	0	7	24
Utah	10	7	6	3	26

ATTENDANCE: 27,608

- 1ST:** IU – Paige 7-yd pass from Lagow (Oakes kick)
- UTAH – Phillips 30-yd field goal
- UTAH – Williams, J. 16-yd run (Phillips kick)
- 2ND:** UTAH – Huntley 1-yd run (Phillips kick)
- IU – Oakes 24-yd field goal
- IU – Westbrook 36-yd pass from Diamont (Oakes kick)
- 3RD:** UTAH – Phillips 48-yd field goal
- UTAH – Phillips 41-yd field goal
- 4TH:** IU – Redding 3-yd run (Oakes kick)
- UTAH – Phillips 27-yd field goal

STATISTICS:	IU	UTAH
First Downs	22	21
Yards Rushing	117	256
Yards Passing	224	214
Total Offense	341	470
Passes	15-40-1	12-24-1
Punts	6-255	4-174
Fumbles/Lost	2-2	4-3
Penalties/Yards	4-24	9-86

**RUSHING:** IU-Redding, Devine 17-72; Brookins, Ricky 12-53; Williams, Devonte 3-6; Diamont, Zander 1-3; Lagow, Richard 4-minus 17. Utah-Williams, J 25-222; Huntley, T 8-23; Moss, Z 6-19; McCormick, T 2-2; Fulks, K 1-1; Williams, T 9-minus 11.

**PASSING:** IU-Lagow, Richard 14-39-1-188; Diamont, Zander 1-1-0-36. Utah-Williams, T 11-23-1-178; Huntley, T 1-1-0-36.

**RECEIVING:** IU-Westbrook, Nick 5-80; Paige, Mitchell 4-42; Jones, Ricky 3-65; Thomas, Ian 2-26; Timian, Luke 1-27; Brookins, Ricky 1-11. Utah-Simpkins, D 4-58; Patrick, T 2-27; Williams, J 1-56; Fulks, K 1-36; Wilson, S 1-14; Singleton, R 1-10; McCormick, T 1-8; Young, K 1-5.

#### STARTERS

INDIANA	OFF	UTAH
Coy Cronk	LT	Garett Bolles
Wes Martin	LG	Isaac Asiata
Wes Rogers	C	Nick Nowakowski
Simon Stepaniak	RG	Salesi Uhatafe
Dan Feeney	RT	Sam Tevi
Ricky Jones	WR	Tim Patrick
Nick Westbrook	WR	Demari Simpkins
Mitchell Paige	WR	Rae Singleton
Richard Lagow	QB	Troy Williams
Devine Redding	RB	Joe Williams
Danny Friend	TE	Nygel King

#### INDIANA

- Greg Gooch
- Nate Hoff
- Ralph Green III
- Patrick Dougherty
- Dameon Willis, Jr.
- Tegray Scales
- Marcelino Ball
- Rashard Fant
- Jonathan Crawford
- Tony Fields
- Tyler Green

#### DEF

- DE Hunter Dimick
- DT Pasoni Tasini
- DT Lowe Lotulelei
- DE Filipo Mokofofi
- LB/DE Pita Taumoeopenu
- LB Sunia Tauteoli
- HUSK Justin Thomas
- CB Brian Allen
- S Marcus Williams
- S Chase Hansen
- CB Reginald Porter





# BOWL RECORDS

## INDIVIDUAL

### RUSHING

Attempts .....	<b>35, Devine Redding</b>
.....	vs. Duke, 12/26/15
Yards .....	<b>227, Devine Redding</b>
.....	vs. Duke, 12/26/15
TDs.....	<b>3, Trent Green</b>
.....	vs. Auburn, 12/30/90
Play.....	<b>48, Anthony Thompson</b>
.....	vs. South Carolina, 12/28/88

### PASSING

Attempts .....	<b>51, Nate Sudfeld</b>
.....	vs. Duke, 12/26/15
Completions.....	<b>28, Nate Sudfeld</b>
.....	vs. Duke, 12/26/15
Yards .....	<b>389, Nate Sudfeld</b>
.....	vs. Duke, 12/26/15
TDs.....	<b>3, Nate Sudfeld</b>
.....	vs. Duke, 12/26/15

### RECEIVING

Receptions.....	<b>11, Mitchell Paige</b>
.....	vs. Duke, 12/26/15
Yards .....	<b>121, Simmie Cobbs, Jr.</b>
.....	vs. Duke, 12/26/15
Long.....	<b>88t, Rob Turner</b>
.....	vs. South Carolina, 12/28/88
TDs.....	<b>1, 11 times, Last: Nick Westbrook</b>
.....	vs. Utah, 12/28/16

### TOTAL OFFENSE

Plays.....	<b>54, Kellen Lewis</b>
.....	vs. Oklahoma State, 12/31/07
.....	<b>54, Nate Sudfeld</b>
.....	vs. Duke, 12/26/15
Yards .....	<b>409, Nate Sudfeld</b>
.....	vs. Duke, 12/26/15

### SCORING

Touchdowns .....	<b>3, Trent Green</b>
.....	vs. Auburn, 12/30/90
Points .....	<b>18, Trent Green</b>
.....	vs. Auburn, 12/30/90

### INTERCEPTIONS

Number .....	<b>1, 14 times, Last: Rashard Fant</b>
.....	vs. Utah, 12/28/16
Return.....	<b>29, Erick Coleman</b>
.....	vs. South Carolina, 12/28/88

## KICKOFF RETURNS

K.O. Returns .....	<b>5, Devonte Williams</b>
.....	vs. Utah, 12/28/16
Longest K.O. Return .....	<b>45, Vaughn Dunbar</b>
.....	vs. Auburn, 12/30/90

## PUNT RETURNS

Punt Returns .....	<b>4, Tony Buford</b>
.....	vs. South Carolina, 12/28/88
Long Punt Return.....	<b>62t, Tim Wilbur</b>
.....	vs. Brigham Young, 12/21/79

## PUNTING

Punts .....	<b>6, Larry Lovett</b>
.....	vs. Brigham Young, 12/21/79
.....	<b>6, Jim DiGuilio</b>
.....	vs. Baylor, 12/31/91
.....	<b>6, Joseph Gedeon</b>
.....	vs. Utah, 12/28/16
Long Punt.....	<b>60, Macky Smith</b>
.....	vs. Auburn, 12/30/90

## FIELD GOALS

Field Goals .....	<b>2, Pete Stoyanovich</b>
.....	vs. Florida State, 12/31/86;
.....	vs. South Carolina, 12/28/88
.....	<b>2, Austin Starr</b>
.....	vs. Oklahoma State, 12/31/07
.....	<b>2, Griffin Oakes</b>
.....	vs. Duke, 12/26/15
.....	<b>2, Griffin Oakes</b>
.....	vs. Utah, 12/28/16
Long Field Goal .....	<b>52, Pete Stoyanovich</b>
.....	vs. Tennessee, 1/2/88

## TEAM

### RUSHING

Yards .....	278 vs. Duke, 12/26/15
-------------	------------------------

### PASSING

Attempts .....	52 vs. Duke, 12/26/15
Completions .....	28 vs. Duke, 12/26/15
Yards .....	390 vs. South Carolina, 12/28/88
Had Intercepted .....	2 vs. Tennessee, 1/2/88;
.....	vs. Duke, 12/26/15

### TOTAL OFFENSE

Yards .....	667 vs. Duke, 12/26/15
-------------	------------------------

### FIRST DOWNS

Total .....	33 vs. Duke, 12/26/15
Rushing .....	14 vs. Florida State, 12/31/86;
.....	vs. Duke, 12/26/15
Passing .....	16 vs. Duke, 12/26/15

### MISCELLANEOUS

Points .....	41 vs. Duke, 12/26/15
Forced Fumbles .....	3 vs. Utah, 12/28/16
Penalties .....	10 vs. Florida State, 12/31/86;
.....	vs. Oklahoma State, 12/31/07



# MEMORIAL STADIUM RESULTS

## 1960 • 1-3

0.8	Oregon State	L	6-20	25,000
0.15	Marquette	W	34-8	27,000
0.22	Michigan State (13)	L	0-35	32,322
0.29	Northwestern	L	3-21	19,092

Attendance: 103,414 (25,854 average per game)

## 1961 • 1-3

0.71	Wisconsin	L	3-6	23,270
0.21	Washington State	W	33-7	23,307
N.11	Ohio State (3)	L	7-16	27,108
N.25	Purdue	L	12-34	34,798

Attendance: 108,483 (27,121)

## 1962 • 1-3

S.22	Kansas State	W	21-0	17,892
0.13	Iowa	L	10-14	29,771
0.27	Michigan State (10)	L	8-26	24,337
N.3	Northwestern (1)	L	21-26	26,468

Attendance: 98,468 (24,617)

## 1963 • 2-2

0.5	Ohio State	L	0-21	42,296
0.26	Cincinnati	W	20-6	34,583
N.9	Oregon State	W	20-15	25,895
N.30	Purdue	L	15-21	33,987

Attendance: 136,761 (34,190)

## 1964 • 1-4

S.26	Northwestern	L	13-14	30,727
0.10	Iowa	L	20-21	31,108
0.17	Ohio State	W	27-20	38,257
0.31	Minnesota	L	0-21	33,245
N.14	Oregon	L	21-29	20,708

Attendance: 154,045 (30,809)

## 1965 • 2-3

S.18	Kansas State	W	19-7	22,883
S.25	Northwestern	L	0-20	31,537
0.23	Washington State	L	7-8	32,601
0.30	Iowa	W	21-17	32,417
N.20	Purdue	L	21-26	50,046

Attendance: 169,484 (33,897)

## 1966 • 0-3-1

S.17	Miami (Ohio)	L	10-20	28,538
0.8	Minnesota	T	7-7	34,721
0.15	Illinois	L	10-24	39,339
N.12	Michigan State (2)	L	19-37	30,096

Attendance: 132,694 (33,174)

## 1967 • 5-0

S.23	Kentucky	W	12-10	42,311
S.30	Kansas	W	18-15	34,861
0.14	Iowa	W	21-17	41,353
N.4 (7)	Wisconsin	W	14-9	46,910
N.25	Purdue (3)	W	19-14	52,770

Attendance: 218,205 (43,641)

## 1968 • 3-2

S.21 (15)	Baylor	W	40-36	44,382
0.5	Illinois	W	28-14	50,996
0.19 (19)	Michigan (18)	L	22-27	51,951
0.26	Arizona	W	16-13	44,847
N.16 (19)	Minnesota	L	6-20	49,234

Attendance: 241,410 (48,282)

## 1969 • 2-3

S.27 (10)	California	L	14-17	52,904
0.11	Minnesota	W	17-7	52,804
0.18	Illinois	W	41-20	51,812
N.8	Iowa	L	17-28	52,854
N.22	Purdue (17)	L	21-44	56,223

Attendance: 266,597 (53,319)

## 1970 • 0-5

S.19	Colorado	L	9-16	42,471
0.3	West Virginia (14)	L	10-16	44,482
0.24	Wisconsin	L	12-30	48,643
0.31	Michigan State	L	7-32	41,426
N.14	Northwestern	L	7-21	25,778

Attendance: 202,800 (40,560)

## 1971 • 2-4

S.18	Kentucky	W	26-8	41,954
0.2	Syracuse	L	0-7	31,989
0.16	Ohio State (13)	L	7-27	50,812
0.23	Northwestern	L	10-24	32,409
N.6	Illinois	L	21-22	23,018
N.20	Purdue	W	38-31	50,978

Attendance: 231,160 (38,527)

## 1972 • 3-2

S.16	Minnesota	W	27-23	35,783
S.23	TCU	L	28-31	34,004
0.14	Wisconsin	W	33-7	50,122
N.4	Michigan (4)	L	7-21	41,336
N.18	Iowa	W	16-8	27,440

Attendance: 188,685 (37,737)

## 1973 • 1-4

S.15	Illinois	L	14-28	51,433
S.29	Kentucky	W	17-3	51,523
0.20	Ohio State (1)	L	7-37	53,183
N.10	Northwestern	L	20-21	41,053
N.24	Purdue	L	23-28	44,789

Attendance: 241,981 (48,396)

## 1974 • 1-5

S.21	Arizona (17)	L	20-35	35,883
0.5	West Virginia	L	0-24	30,153
0.12	Minnesota	W	34-3	34,102
0.26	Wisconsin	L	25-35	31,453
N.2	Michigan (3)	L	7-21	32,873
N.16	Michigan State (15)	L	10-19	25,492

Attendance: 189,756 (31,626)

## 1975 • 2-3

S.13	Minnesota	W	20-14	35,954
S.27	Utah	W	31-7	32,864
0.18	Iowa	L	10-20	32,441
N.8	Michigan State	L	6-14	31,930
N.22	Purdue	L	7-9	43,455

Attendance: 176,644 (35,329)

## 1976 • 2-4

S.18	Nebraska (8)	L	13-45	41,289
0.2	N.C. State	L	21-24	32,090
0.9	Northwestern	W	7-40	34,889
0.23	Michigan (1)	L	0-35	39,385
0.30	Ohio State (8)	L	7-47	49,254
N.13	Wisconsin	W	15-14	27,518

Attendance: 224,425 (37,404)

## 1977 • 3-2-1

S.10	Wisconsin	L	14-30	34,755
S.17	Louisiana State	W	24-21	30,067
S.24	Miami (Ohio)	L	20-21	28,732
0.15	Michigan State	T	13-13	36,892
0.29	Minnesota (19)	W	34-22	30,399
N.19	Purdue	W	21-10	52,914

Attendance: 213,759 (35,627)

## 1978 • 4-3

S.23	Washington (15)	W	14-7	40,244
S.30	Nebraska (12)	L	17-69	42,738
0.14	Northwestern	W	38-10	36,456
0.28	Illinois	W	31-17	37,355
N.4	Minnesota	L	31-32	39,797
N.11	Iowa	W	14-14	33,167
N.18	Ohio State (19)	L	18-21	47,540

Attendance: 277,297 (39,614)

## 1979 • 4-2

S.15	Vanderbilt	W	44-13	30,685
S.22	Kentucky	W	18-10	45,920
S.29	Colorado	L	16-17	36,160
0.20	Northwestern	W	30-0	30,086
N.3	Minnesota	W	42-24	35,507
N.17	Purdue (12)	L	21-37	53,202

Attendance: 231,560 (38,593)

## 1980 • 3-2

S.13	Iowa	L	7-16	50,173
0.4	Duke	W	31-21	43,120
0.11	Wisconsin	W	24-40	51,029
N.1	Michigan (18)	L	0-35	52,071
N.15	Illinois	W	26-24	38,128

Attendance: 234,521 (46,904)

## 1981 • 2-3

S.19	USC (2)	L	0-21	51,167
0.3	Michigan (8)	L	17-38	50,612
0.17	Minnesota	W	17-16	46,460
N.7	Wisconsin	L	7-28	44,218
N.21	Purdue	W	20-17	48,466

Attendance: 240,923 (48,185)

## 1982 • 2-4

S.11	Northwestern	W	30-0	38,595
S.25	Syracuse	W	17-10	42,020
0.9	Iowa	L	20-24	46,210
0.23	Ohio State	L	25-49	52,040
0.30	Michigan State	L	14-22	38,571
N.13	Illinois	L	7-48	38,471

Attendance: 255,909 (42,652)

## 1983 • 3-3

S.10	Duke	W	15-10	41,120
S.24	Northwestern	L	8-10	40,347
0.8	Minnesota	W	39-31	41,111
0.15	Michigan State	W	24-12	46,088
N.5	Ohio State (14)	L	17-56	51,176
N.19	Purdue	L	30-31	52,038

Attendance: 271,880 (45,313)

## 1984 • 0-4

S.15	Kentucky	L	14-48	44,389
S.29	Michigan (14)	L	6-14	38,729
0.19	Wisconsin	L	16-20	38,754
0.26	Iowa (17)	L	20-24	37,747

Attendance: 159,619 (39,905)

## 1985 • 3-3

S.14	Louisville	W	41-28	37,626
S.21	Navy	W	38-35	35,610
0.5	Northwestern	W	26-7	36,905
0.19	Minnesota	L	7-22	28,331
N.9	Michigan State	L	16-35	24,764
N.23	Purdue	L	21-34	51,752

Attendance: 214,988 (35,831)

## 1986 • 3-3

S.13	Louisville	W	21-0	35,126
S.20	Navy	W	52-29	32,434
0.11	Ohio State	L	22-24	51,641
0.25	Michigan (4)	L	14-38	36,964
N.1	Wisconsin	W	21-7	35,111
N.15	Illinois	L	16-21	34,572

Attendance: 225,848 (37,641)

## 1987 • 6-0

S.12	Rice	W	35-13	38,132
S.26	Missouri	W	20-17	41,145
0.3	Northwestern	W	35-18	38,553
0.24 (15)	Michigan (20)	W	14-10	51,240
N.7 (18)	Illinois	W	34-22	50,026
N.21 (20)	Purdue	W	35-14	51,951

Attendance: 271,047 (45,175)

## 1988 • 4-1

S.17	Kentucky	W	36-15	51,077
0.8	Ohio State	W	41-7	52,133
0.15 (18)	Minnesota	W	33-13	51,154
0.29	Iowa	W	45-34	52,128
N.14	Michigan State	L	12-38	50,738

Attendance: 257,230 (51,446)

## 1989 • 4-2

S.16	Missouri	W	24-7	48,106
S.30	Toledo	W	32-12	43,501
0.7	Northwestern	W	43-11	47,845
0.21	Minnesota	W	28-18	51,069
N.4	Michigan State	L	20-51	51,567
N.25	Purdue	L	14-15	47,502

Attendance: 289,590 (48,265)

## 1990 • 3-2-1

S.22	Missouri	W	58-7	45,228
S.29	Eastern Michigan	W	37-6	40,043
0.13 (22)	Ohio State	T	27-27	52,080
0.27	Michigan (20)	L	19-45	51,948
N.10	Wisconsin	W	20-7	45,093
N.17	Illinois (22)	L	10-24	44,639

Attendance: 279,031 (46,505)

## 1991 • 5-0

S.21	Kentucky	W	13-10	48,994
0.5	Michigan State	W	31-0	46,882
0.12	Northwestern	W	44-6	44,915
N.2	Minnesota	W	34-9	44,095
N.23	Purdue	W	24-22	51,596

Attendance: 236,482 (47,296)



# MEMORIAL STADIUM RESULTS

## 1992 • 3-3

S.12	Miami (Ohio)	W	16-0	38,815
S.26	Missouri	W	20-10	40,907
0.17	Michigan	(3)	L 3-31	51,735
0.24	Wisconsin	W	10-3	43,142
N.7	Iowa	L	0-14	44,311
N.14	Ohio State	(19)	L 10-27	45,534

Attendance: 264,444 (44,074)

## 1993 • 6-1

S.4	Toledo	W	27-0	30,327
S.11	Northern Illinois	W	28-10	30,920
S.18	Kentucky	W	24-8	43,545
S.25	Wisconsin	(22)	L 15-27	34,306
0.9	Iowa	W	16-10	40,066
0.30 (23)	Michigan State	(22)	W 10-0	40,110
N.20 (21)	Purdue	W	24-17	48,429

Attendance: 267,703 (38,243)

## 1994 • 3-3

S.3	Cincinnati	W	28-3	31,284
S.10	Miami (Ohio)	W	35-14	33,489
0.1	Minnesota	W	27-20	38,195
0.22	Northwestern	L	7-20	39,208
N.5	Penn State	(2)	L 29-35	47,754
N.12	Ohio State	L	17-32	44,672

Attendance: 234,602 (39,100)

## 1995 • 2-5

S.9	Western Michigan	W	24-10	30,856
S.16	Kentucky	L	10-17	37,225
S.23	Southern Mississippi	W	27-26	31,216
0.7	Illinois	L	10-17	38,098
0.21	Michigan	(10)	L 17-34	44,623
N.11	Michigan State	L	13-31	24,027
N.24	Purdue	L	14-51	34,029

Attendance: 240,074 (34,296)

## 1996 • 1-4

S.14	Miami (Ohio)	W	21-14	31,584
S.28	Northwestern	(25)	L 17-35	36,714
0.12	Iowa	L	10-31	37,154
0.26	Penn State	(17)	L 26-48	37,584
N.16	Ohio State	(2)	L 17-27	49,271

Attendance: 192,307 (38,461)

## 1997 • 2-4

S.13	Ball State	W	33-6	38,006
S.20	Kentucky	L	7-49	41,149
0.4	Michigan	(6)	L 0-37	42,240
0.11	Michigan State	(11)	L 6-38	35,082
N.1	Illinois	W	23-6	32,705
N.22	Purdue	(23)	L 7-56	46,559

Attendance: 235,741 (39,290)

## 1998 • 3-2

S.12	Western Michigan	W	45-30	31,238
0.3	Wisconsin	(13)	L 20-24	32,328
0.17	Iowa	W	14-7	36,598
0.31	Ohio State	(1)	L 7-38	52,049
N.14	Minnesota	W	20-19	30,049

Attendance: 182,263 (36,452)

## 1999 • 3-4

S.4	Ball State	W	21-9	31,238
S.11	North Carolina	L	30-42	30,249
S.18	Kentucky	L	35-44	39,146
0.2	Illinois	W	34-31*	30,381
0.9	Northwestern	W	34-17	30,101
0.30	Michigan	(15)	L 31-34	41,516
N.20	Purdue	(19)	L 24-30	51,344

\* - overtime  
Attendance: 253,975 (36,282)

## 2000 • 3-2

S.9	North Carolina State	L	38-41	30,151
S.23	Cincinnati	W	42-6	30,075
0.3	Iowa	W	45-33	31,225
0.21	Minnesota	(22)	W 51-43	30,882
N.11	Wisconsin	L	22-43	30,469

Attendance: 152,802 (30,560)

## 2001 • 3-3

S.22	Utah	L	26-29	26,591
S.29	Ohio State	L	14-27	48,577
0.13	Illinois	L	14-35	31,116
N.3	Northwestern	W	56-21	26,213
N.24	Purdue	W	13-7	36,685
D.1	Kentucky	W	26-15	26,449

Attendance: 195,631 (32,605)

## 2002 • 3-3

A.31	William & Mary	W	25-17	33,427
S.21	Central Michigan	W	39-29	32,740
0.12	Wisconsin	(23)	W 32-29	31,156
0.19	Iowa	(15)	L 8-24	33,458
N.9	Michigan State	L	21-56	29,253
N.16	Penn State	(16)	L 25-58	27,454

Attendance: 187,488 (31,248)

## 2003 • 2-4

S.13	Indiana State	W	33-3	31,112
S.20	Kentucky	L	17-34	34,829
0.11	Northwestern	L	31-37*	27,213
0.25	Ohio State	(8)	L 6-35	51,240
N.8	Illinois	W	17-14	24,102
N.22	Purdue	(16)	L 16-24	41,404

\* - overtime  
Attendance: 209,900 (34,983)

## 2004 • 2-3

S.4	Central Michigan	W	41-10	36,041
S.25	Michigan State	L	20-30	24,471
0.2	Michigan	(19)	L 14-35	35,001
0.30	Minnesota	(24)	W 30-21	22,282
N.13	Penn State	L	18-22	24,092

Attendance: 141,887 (28,377)

## 2005 • 3-3

S.10	Nicholls State	W	35-31	27,600
S.17	Kentucky	W	38-14	40,240
0.8	Illinois	W	36-13	35,629
0.22	Ohio State	(14)	L 10-41	52,866
N.5	Minnesota	L	21-42	30,656
N.19	Purdue	L	14-41	50,023

Attendance: 237,214 (39,536)

## 2006 • 3-2

S.2	Western Michigan	W	39-20	30,733
S.16	Southern Illinois	L	28-35	31,156
S.23	Connecticut	L	7-14	27,256
S.30	Wisconsin	L	17-52	32,142
0.14	Iowa	(15)	W 31-28	31,392
0.28	Michigan State	W	46-21	36,444
N.11	Michigan State	(2)	L 3-34	42,320

Attendance: 231,443 (33,063)

## 2007 • 5-2

S.1	Indiana State	W	55-7	34,715
S.15	Akron	W	41-24	31,196
S.22	Illinois	L	14-27	34,707
0.6	Minnesota	W	40-20	32,009
0.20	Penn State	L	31-36	41,251
N.1	Ball State	W	38-20	34,406
N.17	Purdue	W	27-24	50,741

Attendance: 259,025 (37,004)

## 2008 • 3-5

A.30	Western Kentucky	W	31-13	30,067
S.6	Murray State	W	45-3	30,123
S.20	Ball State	L	20-42	41,349
S.27	Michigan State	L	29-42	31,832
0.11	Iowa	L	9-45	33,428
0.25	Northwestern	W	21-19	30,698
N.1	Central Michigan	L	34-37	26,140
N.8	Wisconsin	L	20-55	30,618

Attendance: 254,255 (31,782)

## 2009 • 3-3

S.3	Eastern Kentucky	W	19-13	36,759
S.12	Western Michigan	W	23-19	35,162
0.3	Ohio State	(9)	L 14-33	51,500
0.17	Illinois	W	27-14	42,358
N.7	Wisconsin	(24)	L 28-31	36,611
N.21	Purdue	L	21-38	48,607

Attendance: 250,997 (41,833)

## 2010 • 3-3

S.2	Towson	W	51-17	35,242
S.25	Akron	W	35-20	42,258
0.2	Michigan	(19)	L 35-42	52,929
0.15	Arkansas State	W	36-34	40,480
0.30	Northwestern	L	17-20	37,818
N.6	Iowa	(15)	L 13-18	42,991

Attendance: 251,718 (41,953)

## 2011 • 1-5

S.10	Virginia	L	31-34	41,549
S.17	South Carolina State	W	38-21	41,203
0.1	Penn State	L	10-16	42,621
0.8	Illinois	(19)	L 20-41	41,665
0.29	Northwestern	L	38-59	39,239
N.26	Purdue	L	25-33	42,005

Attendance: 248,282 (41,380)

## 2012 • 2-4

S.1	Indiana State	W	24-17	41,882
S.15	Ball State	L	39-41	48,186
0.6	Michigan State	L	27-31	45,979
0.13	Ohio State	(8)	L 49-52	48,880
N.3	Iowa	W	24-21	40,646
N.10	Wisconsin	L	14-62	43,240

Attendance: 268,813 (44,802)

## 2013 • 5-3

A.29	Indiana State	W	73-35	40,278
S.7	Navy	L	35-41	47,013
S.14	Bowling Green	W	42-10	41,869
S.21	Missouri	L	28-45	49,149
0.5	Penn State	W	44-24	42,125
N.2	Minnesota	L	39-42	44,625
N.9	Illinois	W	52-35	44,882
N.30	Purdue	W	56-36	44,882

Attendance: 354,823 (44,353)

## 2014 • 3-3

A.30	Indiana State	W	28-10	38,006
S.27	Maryland	L	15-37	44,313
0.4	North Texas	W	49-24	40,457
0.18	Michigan State	(8)	L 17-56	44,403
N.8	Penn State	L	7-13	42,683
N.29	Purdue	W	23-16	40,079

Attendance: 249,941 (41,657)

## 2015 • 3-4

S.5	Southern Illinois	W	48-47	36,071
S.12	Florida International	W	36-22	41,509
S.19	Western Kentucky	W	38-35	44,823
0.3	Ohio State	(1)	L 27-34	52,929
0.17	Rutgers	L	52-55	40,567
N.7	Iowa	(10)	L 27-35	44,739
N.14	Michigan	(15)	L 41-44**	49,557

\* - overtime  
Attendance: 310,195 (44,314)

## 2016 • 4-3

S.10	Ball State	W	30-20	41,374
S.24	Wake Forest	L	28-33	45,519
0.1	Michigan State	(17)	W 24-21*	43,971
0.15	Nebraska	(10)	L 22-27	48,254
0.29	Maryland	W	42-36	38,291
N.12	Penn State	(10*)	L 31-45	40,678
N.26	Purdue	W	26-24	43,103

\* - overtime  
Attendance: 301,190 (43,027)

## STADIUM TOTALS • 57 YEARS (1960-)

Record: 152-170-3

Attendance: 12,469,691 (38,369)

Indiana's AP ranking is listed to left of opponent; opponent AP ranking is listed to right of opponent unless noted by a \* (College Football Playoff ranking)

\* - indicates overtime game (2-2 all-time record at Memorial Stadium)

## TOP CROWDS BY GAME

Nov. 12, 1969	Purdue	56,223
Nov. 17, 1979	Purdue	53,202
Oct. 20, 1973	Ohio State	53,183
Oct. 2, 2010	Michigan	52,929
Oct. 3, 2015	Ohio State	52,929

## TOP CROWDS BY SEASON

2013	354,823 (44,353)
2015	310,195 (44,314)
2016	301,190 (43,027)
1989	289,590 (48,265)
1990	279,031 (46,505)

## TOP AVERAGE BY SEASON

1969	53,319 (5 games)
1988	51,446 (5 games)
1973	48,396 (5 games)
1968	48,282 (5 games)
1989	48,265 (5 games)



# SEASON-BY-SEASON STATS

## 2016 • 6-7 (4-5 BIG TEN)

DATE	OPPONENT	W/L	SCORE	ATTEND.
9/1	at Florida International	W	34-13	19,226
9/10	Ball State	W	30-20	41,374
9/24	Wake Forest	L	28-33	45,519
10/1	No. 17 Michigan State	W (OT)	24-21	43,971
10/8	at No. 2 Ohio State	L	17-38	107,420
10/15	No. 10 Nebraska	L	22-27	48,254
10/22	at Northwestern	L	14-24	35,417
10/29	Maryland	W	42-36	38,291
11/5	at Rutgers	W	33-27	37,345
11/12	No. 10 Penn State	L	31-45	40,678
11/19	at No. 3 Michigan	L	10-20	110,288
11/26	Purdue	W	26-24	43,103
12/28	No. 19 Utah	L	24-26	27,608

TEAM STATISTICS		INDIANA		OPPONENTS	
POINTS	335			354	
Points Per Game	25.7			27.2	
FIRST DOWNS	279			253	
Rushing	105			112	
Passing	152			123	
Penalty	22			18	
RUSHING YARDAGE	1,979			2,085	
Yards Gained	2,377			2,445	
Yards Lost	398			360	
Rushing Att.	534			554	
Average Per Rush	3.7			3.8	
Average Per Game	152.2			160.4	
TDs Rushing	18			20	
PASSING YARDAGE	3,559			2,856	
Att-Comp-Int	456-263-18			417-219-13	
Average Per Pass	7.8			6.9	
Average Per Catch	13.5			13.0	
Average Per Game	273.8			219.7	
TDs Passing	21			17	
TOTAL OFFENSE	5,538			4,941	
Total Plays	990			971	
Average Per Play	5.6			5.1	
Average Per Game	426.0			380.1	
KICKOFF RETURNS-YDS.	52-1,008			35-688	
PUNT RETURNS-YDS.	24-179			32-195	
INTERCEPTION RETURNS-YDS.	13-142			18-279	
FUMBLES-LOST	19-11			19-10	
SACKS-YARDS	33-220			29-235	
PENALTIES-YARDS	79-686			88-735	
FG MADE-ATT	16-26			21-24	
PUNTS-AVG.	64-38.6			81-39.0	
TIME OF POSSESSION/GAME	28:07			31:53	
3RD-DOWN CONVERSIONS	81/203			68/207	
3rd-Down Pct.	39.9%			32.9%	
4TH-DOWN CONVERSIONS	7/27			17/27	
4th-Down Pct.	25.9%			63.0%	

RUSHING	NO.	YDS.	AVG.	TD	LG	AVG/G
Devine Redding	253	1,122	4.4	7	36	86.3

PASSING	ATT.	COMP.	INT.	PCT.	YDS.	TD
Richard Lagow	253	438	17	57.8	3,362	19

RECEIVING	NO.	YDS.	AVG.	TD	LG	AVG/G
Nick Westbrook	54	995	18.4	6	79	76.5
Mitchell Paige	58	646	11.1	4	42	49.7
Ricky Jones	53	848	16.0	3	65	65.2

KICKING	FGM-FGA
Griffin Oakes	16-26

PUNTING	NO.	YDS.	AVG.	LG
Joseph Gedeon	61	2,457	40.3	57

PUNT RETURNS	NO.	YDS.	AVG.	LG	TD
Mitchell Paige	18	129	7.2	39	0

KICK RETURNS	NO.	YDS.	AVG.	LG	TD
Devonte Williams	39	784	20.1	36	0

TACKLES	UT	AT	TT	TFL-YDS.
Tegray Scales	93	33	126	23.5-126
Marcus Oliver	65	31	96	15.5-71

SACKS	NO.	YDS.
Tegray Scales	7.0	44

INTERCEPTIONS	NO.	YDS.	AVG.	LG	TD
Rashard Fant	3	68	22.7	34	1
Jonathan Crawford	3	16	5.3	12	0

## 2015 • 6-7 (2-6 BIG TEN)

DATE	OPPONENT	W/L	SCORE	ATTEND.
9/5	Southern Illinois	W	48-47	36,071
9/12	Florida International	W	36-22	41,509
9/19	Western Kentucky	W	38-35	44,823
9/26	at Wake Forest	W	31-24	22,508
10/3	No. 1 Ohio State	L	27-34	52,929
10/10	at Wake Forest	L	7-29	97,873
10/17	Rutgers	L	52-55	40,567
10/24	at No. 7 Michigan State	L	26-52	74,144
11/7	No. 9 Iowa	L	27-35	44,739
11/14	No. 14 Michigan	L (2OT)	41-48	49,557
11/21	at Maryland	W	47-28	33,685
11/28	at Purdue	W	54-36	37,152
12/26	vs. Duke	L (OT)	41-44	37,218

TEAM STATISTICS		INDIANA		OPPONENTS	
POINTS	475			489	
Points Per Game	36.5			37.6	
FIRST DOWNS	337			326	
Rushing	141			113	
Passing	168			187	
Penalty	28			26	
RUSHING YARDAGE	2,736			2,544	
Yards Gained	3,020			2,811	
Yards Lost	284			267	
Rushing Att.	592			487	
Average Per Rush	4.6			5.2	
Average Per Game	210.5			195.7	
TDs Rushing	27			30	
PASSING YARDAGE	3,820			4,079	
Att-Comp-Int	461-269-8			551-328-12	
Average Per Pass	8.3			7.4	
Average Per Catch	14.2			12.4	
Average Per Game	293.9			313.8	
TDs Passing	27			32	
TOTAL OFFENSE	6,556			6,623	
Total Plays	1,053			1,038	
Average Per Play	6.2			6.4	
Average Per Game	504.3			509.5	
KICKOFF RETURNS-YDS.	51-979			37-878	
PUNT RETURNS-YDS.	18-199			27-191	
INTERCEPTION RETURNS-YDS.	12-238			8-2	
FUMBLES-LOST	15-6			22-10	
SACKS-YARDS	30-146			13-92	
PENALTIES-YARDS	91-778			83-779	
FG MADE-ATT	24-29			13-17	
PUNTS-AVG.	64-41.1			68-41.5	
TIME OF POSSESSION/GAME	29:09			30:51	
3RD-DOWN CONVERSIONS	77/202			88/209	
3rd-Down Pct.	38%			42%	
4TH-DOWN CONVERSIONS	13/27			13/28	
4th-Down Pct.	45%			46%	

RUSHING	NO.	YDS.	AVG.	TD	LG	AVG/G
Jordan Howard	196	1,213	6.2	9	37	134.8
Devine Redding	226	1,012	4.6	9	66	77.9

PASSING	ATT.	COMP.	INT.	PCT.	YDS.	TD
Nate Sudfeld	247	412	7	60.0	3,573	27

RECEIVING	NO.	YDS.	AVG.	TD	LG	AVG/G
Simmie Cobbs, Jr.	60	1,035	17.3	4	55	79.6
Mitchell Paige	57	684	12.0	6	45	52.6
Ricky Jones	54	906	16.8	5	71	69.7

KICKING	FGM-FGA
Griffin Oakes	24-29

PUNTING	NO.	YDS.	AVG.	LG
Erich Toth	63	2,628	41.7	62

PUNT RETURNS	NO.	YDS.	AVG.	LG	TD
Shane Wynn	18	199	11.1	91	2

KICK RETURNS	NO.	YDS.	AVG.	LG	TD
Damon Graham	24	506	20.1	41	0

TACKLES	UT	AT	TT	TFL-YDS.
Marcus Oliver	65	47	112	6.5-15
Jonathan Crawford	48	28	76	1.0-9

SACKS	NO.	YDS.
Nick Mangieri	9.5	38

INTERCEPTIONS	NO.	YDS.	AVG.	LG	TD
Jonathan Crawford	4	33	8.3	18	0



# SEASON-BY-SEASON STATS

## 2014 • 4-8 (1-7 BIG TEN)

DATE	OPPONENT	W/L	SCORE	ATTEND.
8/30	Indiana State	W	28-10	38,006
9/13	at Bowling Green	L	42-45	23,717
9/20	at No. 18 Missouri	W	31-27	66,455
9/27	Maryland	L	15-37	44,313
10/4	North Texas	W	49-24	40,457
10/11	at Iowa	L	29-45	68,590
10/18	No. 8 Michigan State	L	17-56	44,403
11/1	at Michigan	L	10-34	103,111
11/8	Penn State	L	7-13	42,683
11/15	at Rutgers	L	23-45	47,492
11/22	at No. 6 Ohio State	L	27-42	101,426
11/29	Purdue	W	23-16	40,079

TEAM STATISTICS	INDIANA	OPPONENTS
POINTS	301	394
Points Per Game	25.1	32.8
FIRST DOWNS	226	268
Rushing	134	110
Passing	73	135
Penalty	19	23
RUSHING YARDAGE	3,163	2,192
Yards Gained	3,464	2,474
Yards Lost	301	282
Rushing Att.	539	450
Average Per Rush	5.9	4.9
Average Per Game	263.6	182.7
TDs Rushing	29	22
PASSING YARDAGE	1,697	3,013
Att-Comp-Int	313-168-9	440-271-13
Average Per Pass	5.4	6.8
Average Per Catch	10.1	11.1
Average Per Game	141.4	251.1
TDs Passing	7	24
TOTAL OFFENSE	4,860	5,205
Total Plays	852	890
Average Per Play	5.7	5.8
Average Per Game	405.0	433.8
KICKOFF RETURNS-YDS.	48-903	24-550
PUNT RETURNS-YDS.	17-88	18-195
INTERCEPTION RETURNS-YDS.	13-110	9-147
FUMBLES-LOST	20-10	9-4
SACKS-YARDS	23-132	26-179
PENALTIES-YARDS	78-713	56-494
FG MADE-ATT	14-22	20-26
PUNTS-AVG.	77-40.7	67-39.7
TIME OF POSSESSION/GAME	28:20	31:40
3RD-DOWN CONVERSIONS	55/181	66/183
3rd-Down Pct.	30%	36%
4TH-DOWN CONVERSIONS	7/20	12/16
4th-Down Pct.	35%	75%

RUSHING	NO.	YDS.	AVG.	TD	LG	AVG./G
Tevin Coleman	270	2,036	7.5	15	90	169.7
D'Angelo Roberts	107	493	4.6	6	47	41.1

PASSING	ATT.	COMP.	INT.	PCT.	YDS.	TD
Nate Sudfeld	167	101	3	60.5	1,151	6

RECEIVING	NO.	YDS.	AVG.	TD	LG	AVG./G
Shane Wynn	56	708	12.6	3	76	59.0
Tevin Coleman	25	141	5.6	0	44	11.8
Nick Stoner	22	217	9.9	1	47	24.1

KICKING	FGM-FGA
Griffin Oakes	13-18

PUNTING	NO.	YDS.	AVG.	LG
Erich Toth	77	3,133	40.7	64

PUNT RETURNS	NO.	YDS.	AVG.	LG	TD
Shane Wynn	13	69	5.3	22	0

KICK RETURNS	NO.	YDS.	AVG.	LG	TD
Shane Wynn	19	391	20.6	35	0

TACKLES	UT	AT	TT	TFL-YDS.
Antonio Allen	45	29	74	3.5-8
T.J. Simmons	46	26	72	6.5-25

SACKS	NO.	YDS.
Bobby Richardson	5.5	39

INTERCEPTIONS	NO.	YDS.	AVG.	LG	TD
Chase Dutra	3	39	13.0	39	0
Tegray Scales	3	3	1.0	3	0

## 2013 • 5-7 (3-5 BIG TEN)

DATE	OPPONENT	W/L	SCORE	ATTEND.
8/29	Indiana State	W	73-35	40,278
9/7	Navy	L	35-41	47,013
9/14	Bowling Green	W	42-10	41,869
9/21	Missouri	L	28-45	49,149
10/5	Penn State	W	44-24	42,125
10/12	at Michigan State	L	28-42	73,815
10/19	at Michigan	L	47-63	109,503
11/2	Minnesota	L	39-42	44,625
11/9	Illinois	W	52-35	44,882
11/16	at No. 17 Wisconsin	L	3-51	77,849
11/23	at No. 3 Ohio State	L	14-42	104,990
11/30	Purdue	W	56-36	44,882

TEAM STATISTICS	INDIANA	OPPONENTS
POINTS	461	466
Points Per Game	38.4	38.8
FIRST DOWNS	300	310
Rushing	121	149
Passing	163	149
Penalty	16	12
RUSHING YARDAGE	2,422	2,853
Yards Gained	2,738	3,169
Yards Lost	316	316
Rushing Att.	458	525
Average Per Rush	5.3	5.4
Average Per Game	201.8	237.8
TDs Rushing	25	35
PASSING YARDAGE	3,680	3,482
Att-Comp-Int	470-279-14	415-253-7
Average Per Pass	7.8	8.4
Average Per Catch	13.2	13.8
Average Per Game	306.7	290.2
TDs Passing	36	24
TOTAL OFFENSE	6,102	6,335
Total Plays	928	940
Average Per Play	6.6	6.7
Average Per Game	508.5	527.9
KICKOFF RETURNS-YDS.	50-1,052	36-636
PUNT RETURNS-YDS.	10-130	15-140
INTERCEPTION RETURNS-YDS.	7-55	14-201
FUMBLES-LOST	12-6	22-10
SACKS-YARDS	20-126	18-121
PENALTIES-YARDS	62-515	66-523
FG MADE-ATT	9-11	9-16
PUNTS-AVG.	54-39.1	44-43.0
TIME OF POSSESSION/GAME	25:49	34:11
3RD-DOWN CONVERSIONS	86/184	80/172
3rd-Down Pct.	47%	47%
4TH-DOWN CONVERSIONS	12/24	13/29
4th-Down Pct.	50%	45%

RUSHING	NO.	YDS.	AVG.	TD	LG	AVG./G
Tevin Coleman	131	958	7.3	12	75	106.4
Stephon Houston	112	753	6.7	5	60	62.8

PASSING	ATT.	COMP.	INT.	PCT.	YDS.	TD
Nate Sudfeld	322	194	9	60.2	2,523	21
Tre Roberson	138	83	4	60.1	1,128	15

RECEIVING	NO.	YDS.	AVG.	TD	LG	AVG./G
Cody Latimer	72	1,096	15.2	9	77	91.3
Kofi Hughes	47	739	15.7	7	67	61.6
Shane Wynn	46	633	13.8	11	68	52.8
Ted Bolser	35	320	9.1	6	21	26.7

KICKING	FGM-FGA
Mitch Ewald	9-11

PUNTING	NO.	YDS.	AVG.	LG
Erich Toth	52	2,110	40.6	57

PUNT RETURNS	NO.	YDS.	AVG.	LG	TD
Shane Wynn	7	98	14.0	58	1

KICK RETURNS	NO.	YDS.	AVG.	LG	TD
Shane Wynn	18	415	23.1	48	0

TACKLES	UT	AT	TT	TFL-YDS.
David Cooper	52	33	85	6.0-22

SACKS	NO.	YDS.
John Laihinen	4.5	36

INTERCEPTIONS	NO.	YDS.	AVG.	LG	TD
Greg Heban	3	24	8.0	24	0





# SEASON-BY-SEASON STATS

## 2012 • 4-8 (2-6 BIG TEN)

DATE	OPPONENT	W/L	SCORE	ATTEND.
9/1	Indiana State	W	24-17	41,882
9/8	at Massachusetts	W	45-6	16,304
9/15	Ball State	L	39-41	48,186
9/29	at Northwestern	L	29-44	33,129
10/6	Michigan State	L	27-31	45,979
10/13	No. 8 Ohio State	L	49-52	48,880
10/20	at Navy	L	30-31	33,441
10/27	at Illinois	W	31-17	47,981
11/3	Iowa	W	24-21	40,646
11/10	Wisconsin	L	14-62	43,240
11/17	at Penn State	L	22-45	90,358
11/24	at Purdue	L	35-56	42,638

### TEAM STATISTICS

POINTS	369
Points Per Game	30.8
FIRST DOWNS	273
Rushing	85
Passing	159
Penalty	29
RUSHING YARDAGE	1,570
Yards Gained	1,765
Yards Lost	195
Rushing Att.	399
Average Per Rush	3.9
Average Per Game	130.8
TDs Rushing	21
PASSING YARDAGE	3,734
Att-Comp-Int	540-331-13
Average Per Pass	6.9
Average Per Catch	11.3
Average Per Game	311.2
TDs Passing	24
TOTAL OFFENSE	5,304
Total Plays	939
Average Per Play	5.6
Average Per Game	442.0
KICKOFF RETURNS-YDS.	44-973
PUNT RETURNS-YDS.	14-83
INTERCEPTION RETURNS-YDS.	7-113
FUMBLES-LOST	7-3
SACKS-YARDS	27-179
PENALTIES-YARDS	68-591
FG MADE-ATT	15-20
PUNTS-AVG.	71-38.3
TIME OF POSSESSION/GAME	26:31
3RD-DOWN CONVERSIONS	73/198
3rd-Down Pct.	37%
4TH-DOWN CONVERSIONS	11/22
4th-Down Pct.	50%

### INDIANA

POINTS	423
Points Per Game	35.2
FIRST DOWNS	288
Rushing	140
Passing	128
Penalty	20
RUSHING YARDAGE	2,776
Yards Gained	3,099
Yards Lost	323
Rushing Att.	554
Average Per Rush	5.0
Average Per Game	231.3
TDs Rushing	29
PASSING YARDAGE	2,786
Att-Comp-Int	356-222-7
Average Per Pass	7.8
Average Per Catch	12.5
Average Per Game	232.2
TDs Passing	23
TOTAL OFFENSE	5,562
Total Plays	910
Average Per Play	6.1
Average Per Game	463.5
KICKOFF RETURNS-YDS.	34-757
PUNT RETURNS-YDS.	19-86
INTERCEPTION RETURNS-YDS.	13-297
FUMBLES-LOST	15-6
SACKS-YARDS	17-81
PENALTIES-YARDS	72-721
FG MADE-ATT	13-15
PUNTS-AVG.	68-41.2
TIME OF POSSESSION/GAME	33:29
3RD-DOWN CONVERSIONS	71/178
3rd-Down Pct.	40%
4TH-DOWN CONVERSIONS	12/18
4th-Down Pct.	67%

RUSHING	NO.	YDS.	AVG.	TD	LG	AVG/G
Stephen Houston	161	749	4.7	12	59	62.4

PASSING	ATT.	COMP.	INT.	PCT.	YDS.	TD
Cameron Coffman	407	247	11	60.7	2,734	15

RECEIVING	NO.	YDS.	AVG.	TD	LG	AVG/G
Shane Wynn	68	660	9.7	6	76	55.0
Cody Latimer	51	805	15.8	6	70	67.1
Kofi Hughes	43	639	14.9	3	77	58.1
Ted Bolsler	41	445	10.9	3	38	37.1
Stephen Houston	37	381	10.3	4	79	31.8

KICKING	FGM-FGA
Mitch Ewald	15-20

PUNTING	NO.	YDS.	AVG.	LG
Erich Toth	48	1,897	39.5	51

PUNT RETURNS	NO.	YDS.	AVG.	LG	TD
Nick Stoner	13	75	5.8	27	0

KICK RETURNS	NO.	YDS.	AVG.	LG	TD
Tevin Coleman	24	566	23.6	96	1

TACKLES	UT	AT	TT	TFL-YDS.
Greg Heban	68	23	91	7.0-24
David Cooper	50	36	86	9.0-36

SACKS	NO.	YDS.
Adam Replogle	5.0	35

INTERCEPTIONS	NO.	YDS.	AVG.	LG	TD
Greg Heban	3	94	31.3	70	0

## 2011 • 1-11 (0-8 BIG TEN)

DATE	OPPONENT	W/L	SCORE	ATTEND.
9/3	vs. Ball State	L	20-27	40,224
9/10	Virginia	L	31-34	41,549
9/17	South Carolina State	W	38-21	41,203
9/24	at North Texas	L	21-24	21,181
10/1	Penn State	L	10-16	42,621
10/8	No. 19 Illinois	L	20-41	41,665
10/15	at No. 4 Wisconsin	L	7-59	80,732
10/22	Iowa	L	24-45	70,585
10/29	Northwestern	L	38-59	39,239
11/5	at Ohio State	L	20-34	105,195
11/19	at No. 12 Michigan State	L	3-55	74,128
11/26	Purdue	L	25-33	42,005

### TEAM STATISTICS

POINTS	257
Points Per Game	21.4
FIRST DOWNS	241
Rushing	107
Passing	115
Penalty	19
RUSHING YARDAGE	1,832
Yards Gained	2,278
Yards Lost	346
Rushing Att.	492
Average Per Rush	3.3
Average Per Game	161.0
TDs Rushing	18
PASSING YARDAGE	2,393
Att-Comp-Int	378-211-11
Average Per Pass	6.3
Average Per Catch	11.3
Average Per Game	198.4
TDs Passing	10
TOTAL OFFENSE	4,325
Total Plays	870
Average Per Play	5.0
Average Per Game	360.4
KICKOFF RETURNS-YDS.	70-1,345
PUNT RETURNS-YDS.	8-46
INTERCEPTION RETURNS-YDS.	5-51
FUMBLES-LOST	13-7
SACKS-YARDS	18-130
PENALTIES-YARDS	83-769
FG MADE-ATT	13-16
PUNTS-AVG.	71-38.4
TIME OF POSSESSION/GAME	28:06
3RD-DOWN CONVERSIONS	80/196
3rd-Down Pct.	41%
4TH-DOWN CONVERSIONS	11/21
4th-Down Pct.	52%

### INDIANA

POINTS	448
Points Per Game	37.3
FIRST DOWNS	265
Rushing	152
Passing	102
Penalty	11
RUSHING YARDAGE	2,924
Yards Gained	3,198
Yards Lost	274
Rushing Att.	552
Average Per Rush	5.3
Average Per Game	243.7
TDs Rushing	26
PASSING YARDAGE	2,580
Att-Comp-Int	302-181-5
Average Per Pass	6.5
Average Per Catch	14.3
Average Per Game	215.0
TDs Passing	26
TOTAL OFFENSE	5,504
Total Plays	870
Average Per Play	6.4
Average Per Game	458.7
KICKOFF RETURNS-YDS.	39-904
PUNT RETURNS-YDS.	25-166
INTERCEPTION RETURNS-YDS.	11-124
FUMBLES-LOST	31-54
SACKS-YARDS	31-190
PENALTIES-YARDS	71-627
FG MADE-ATT	21-22
PUNTS-AVG.	49-40.0
TIME OF POSSESSION/GAME	28:06
3RD-DOWN CONVERSIONS	81/164
3rd-Down Pct.	49%
4TH-DOWN CONVERSIONS	6/9
4th-Down Pct.	67%

RUSHING	NO.	YDS.	AVG.	TD	LG	AVG/G
Stephen Houston	151	802	5.3	8	67	66.8
Tre Roberson	109	426	3.9	2	34	47.3

PASSING	ATT.	COMP.	INT.	PCT.	YDS.	TD
Tre Roberson	142	81	6	57.0	937	3

RECEIVING	NO.	YDS.	AVG.	TD	LG	AVG/G
Kofi Hughes	35	536	15.3	3	67	44.7
Dre Muhammad	26	238	9.2	0	24	19.8
Jamonne Chester	21	240	11.4	0	43	24.0

KICKING	FGM-FGA
Mitch Ewald	13-16

PUNTING	NO.	YDS.	AVG.	LG
Adam Pines	71	2,723	38.4	57

PUNT RETURNS	NO.	YDS.	AVG.	LG	TD
Dre Muhammad	7	36	5.1	24	0

KICK RETURNS	NO.	YDS.	AVG.	LG	TD
Shane Wynn	48	1,015	21.1	99	1

TACKLES	UT	AT	TT	TFL-YDS.
Jeff Thomas	41	39	80	10.5-19
Mark Murphy	44	32	76	1.0-2

SACKS	NO.	YDS.
Darius Johnson	4.0	2.5

INTERCEPTIONS	NO.	YDS.	AVG.	LG	TD
Greg Heban	2	0	0	0	0



# SEASON-BY-SEASON STATS

## 2010 • 5-7 (1-7 BIG TEN)

DATE	OPPONENT	W/L	SCORE	ATTEND.
9/2	Towson	W	51-17	35,242
9/18	at Western Kentucky	W	38-21	20,772
9/25	Akron	W	35-20	42,258
10/2	No. 19 Michigan	L	35-42	52,929
10/9	No. 2 Ohio State	L	10-38	105,291
10/16	Arkansas State	W	36-34	40,480
10/23	at Illinois	L	13-43	53,550
10/30	Northwestern	L	17-20	37,818
11/6	No. 15 Iowa	L	13-18	42,991
11/13	at No. 6 Wisconsin	L	20-83	80,447
11/20	vs. Penn State	L	24-41	78,790
11/27	at Purdue	W (OT)	34-31	50,136

### TEAM STATISTICS

POINTS	326
Points Per Game	27.2
FIRST DOWNS	260
Rushing	69
Passing	167
Penalty	24
RUSHING YARDAGE	1,204
Yards Gained	1,403
Yards Lost	199
Rushing Att.	348
Average Per Rush	3.5
Average Per Game	100.3
TDs Rushing	13
PASSING YARDAGE	3,446
Att-Comp-Int	513-311-12
Average Per Pass	6.7
Average Per Catch	11.1
Average Per Game	287.2
TDs Passing	25
TOTAL OFFENSE	4,650
Total Plays	861
Average Per Play	5.4
Average Per Game	387.5
KICKOFF RETURNS-YDS.	64-1,476
PUNT RETURNS-YDS.	9-61
INTERCEPTION RETURNS-YDS.	8-91
FUMBLES-LOST	13-8
SACKS-YARDS	15-77
PENALTIES-YARDS	52-476
FG MADE-ATT	18-21
PUNTS-AVG.	55-37.2
TIME OF POSSESSION/GAME	30:41
3RD-DOWN CONVERSIONS	74/169
3rd-Down Pct.	44%
4TH-DOWN CONVERSIONS	5/13
4th-Down Pct.	38%

RUSHING	NO.	YDS.	AVG.	TD	LG	AVG./G
Trea Burgess	104	352	3.4	3	18	29.3

PASSING	ATT.	COMP.	INT.	PCT.	YDS.	TD
Ben Chappell	483	302	9	62.5	3,295	24

RECEIVING	NO.	YDS.	AVG.	TD	LG	AVG./G
Damarlo Belcher	78	832	10.7	4	65	69.3
Terrance Turner	67	681	10.2	3	38	56.8
Tandon Doss	63	706	11.2	7	46	64.2
Duwyce Wilson	32	488	15.2	3	62	40.7
Ted Bolsler	27	407	15.1	5	28	33.9

KICKING	FGM-FGA
Mitch Ewald	16-19

PUNTING	NO.	YDS.	AVG.	LG
Chris Hagerup	39	1538	39.4	55

PUNT RETURNS	NO.	YDS.	AVG.	LG	TD
Tandon Doss	7	49	7.0	12	0

KICK RETURNS	NO.	YDS.	AVG.	LG	TD
Tandon Doss	41	1,016	24.8	87	0

TACKLES	UT	AT	TT	TFL-YDS.
Tyler Replogle	48	39	87	6.0-11
Jeff Thomas	45	37	82	7.5-20

SACKS	NO.	YDS.
Darius Johnson	4.5	19

INTERCEPTIONS	NO.	YDS.	AVG.	LG	TD
Mitchell Evans	3	35	11.7	24	0

## 2009 • 4-8 (1-7 BIG TEN)

DATE	OPPONENT	W/L	SCORE	ATTEND.
9/3	Eastern Kentucky	W	19-13	36,759
9/12	Western Michigan	W	23-19	35,162
9/19	at Akron	W	38-21	18,340
9/26	at No. 23 Michigan	L	33-36	108,118
10/3	No. 9 Ohio State	L	14-33	51,500
10/10	at Virginia	L	7-47	45,371
10/17	Illinois	W	27-14	42,358
10/24	at Northwestern	L	28-29	24,364
10/31	at No. 7 Iowa	L	24-42	70,585
11/7	No. 24 Wisconsin	L	28-31	36,611
11/14	at No. 19 Penn State	L	20-31	107,379
11/21	Purdue	L	21-38	48,607

### TEAM STATISTICS

POINTS	282
Points Per Game	23.5
FIRST DOWNS	217
Rushing	67
Passing	141
Penalty	9
RUSHING YARDAGE	1,405
Yards Gained	1,633
Yards Lost	228
Rushing Att.	369
Average Per Rush	3.8
Average Per Game	117.1
TDs Rushing	15
PASSING YARDAGE	2,975
Att-Comp-Int	440-272-15
Average Per Pass	6.8
Average Per Catch	10.9
Average Per Game	247.9
TDs Passing	17
TOTAL OFFENSE	4,380
Total Plays	809
Average Per Play	5.4
Average Per Game	365.0
KICKOFF RETURNS-YDS.	55-1,328
PUNT RETURNS-YDS.	10-103
INTERCEPTION RETURNS-YDS.	16-255
FUMBLES-LOST	15-7
SACKS-YARDS	25-168
PENALTIES-YARDS	70-598
FG MADE-ATT	14-25
PUNTS-AVG.	62-38.8
TIME OF POSSESSION/GAME	29:29
3RD-DOWN CONVERSIONS	68/174
3rd-Down Pct.	39%
4TH-DOWN CONVERSIONS	8/15
4th-Down Pct.	53%

RUSHING	NO.	YDS.	AVG.	TD	LG	AVG./G
Darius Willis	123	607	4.9	6	85	67.4

PASSING	ATT.	COMP.	INT.	PCT.	YDS.	TD
Ben Chappell	428	268	15	62.6	2,941	17

RECEIVING	NO.	YDS.	AVG.	TD	LG	AVG./G
Tandon Doss	77	962	12.5	5	56	80.2
Damarlo Belcher	61	770	12.6	5	45	64.2
Terrance Turner	46	443	9.6	1	33	36.9

KICKING	FGM-FGA
Nick Freeland	14-25

PUNTING	NO.	YDS.	AVG.	LG
Chris Hagerup	58	2,350	40.5	51

PUNT RETURNS	NO.	YDS.	AVG.	LG	TD
Ray Fisher	6	59	9.8	35	0

KICK RETURNS	NO.	YDS.	AVG.	LG	TD
Tandon Doss	25	533	21.3	37	0
Ray Fisher	17	635	37.4	35	0

TACKLES	UT	AT	TT	TFL-YDS.
Matt Mayberry	61	47	108	11.0-43
Tyler Replogle	51	29	80	6.5-22

SACKS	NO.	YDS.
Jammie Kirlew	6.5	52

INTERCEPTIONS	NO.	YDS.	AVG.	LG	TD
Austin Thomas	4	115	28.8	46	0
Matt Mayberry	3	5	1.7	5	0



# SEASON-BY-SEASON STATS

## 2008 • 3-9 (1-7 BIG TEN)

DATE	OPPONENT	W/L	SCORE	ATTEND.
8/30	Western Kentucky	W	31-13	30,067
9/6	Murray State	W	45-3	30,123
9/20	Ball State	L	20-42	41,349
9/27	Michigan State	L	29-42	31,832
10/4	at Minnesota	L	7-16	40,511
10/11	Iowa	L	9-45	33,428
10/18	at Illinois	L	13-55	62,870
10/25	Northwestern	W	21-19	30,698
11/1	Central Michigan	L	34-37	26,140
11/8	Wisconsin	L	20-55	30,618
11/15	at No. 7 Penn State	L	7-34	108,445
11/22	at Purdue	L	10-62	63,107

### TEAM STATISTICS

	INDIANA	OPPONETS
POINTS	246	423
Points Per Game	20.5	35.2
FIRST DOWNS	204	286
Rushing	96	123
Passing	90	147
Penalty	18	16
RUSHING YARDAGE	2,003	2,060
Yards Gained	2,270	2,407
Yards Lost	267	347
Rushing Att.	445	501
Average Per Rush	4.5	4.1
Average Per Game	166.9	171.7
TDs Rushing	19	30
PASSING YARDAGE	2,175	3,126
Att-Comp-Int	358-193-11	396-250-6
Average Per Pass	6.1	7.9
Average Per Catch	11.3	12.5
Average Per Game	181.2	260.5
TDs Passing	11	20
TOTAL OFFENSE	4,178	5,186
Total Plays	803	897
Average Per Play	5.2	5.8
Average Per Game	348.2	432.2
KICKOFF RETURNS-YDS.	73-1,456	36-875
PUNT RETURNS-YDS.	16-144	23-145
INTERCEPTION RETURNS-YDS.	6-15	11-140
FUMBLES-LOST	18-10	25-16
SACKS-YARDS	31-199	28-166
PENALTIES-YARDS	64-591	50-496
FG MADE-ATT	10-17	20-23
PUNTS-AVG.	66-36.6	50-37.3
TIME OF POSSESSION/GAME	28:50	33:50
3RD-DOWN CONVERSIONS	47/170	80/171
3rd-Down Pct.	28%	47%
4TH-DOWN CONVERSIONS	6/23	8/11
4th-Down Pct.	26%	73%

RUSHING	NO.	YDS.	AVG.	TD	LG	AVG./G
Kellen Lewis	94	631	6.7	7	78	52.6
Marcus Thigpen	93	500	5.4	3	75	50.0

PASSING	ATT.	COMP.	INT.	PCT.	YDS.	TD
Kellen Lewis	193	110	8	57.0	1,131	6
Ben Chappell	153	80	3	52.3	1,001	4

RECEIVING	NO.	YDS.	AVG.	TD	LG	AVG./G
Ray Fisher	42	373	8.9	5	64	33.9
Andrew Means	34	450	13.2	1	47	40.9

KICKING	FGM-FGA
Austin Starr	10-17

PUNTING	NO.	YDS.	AVG.	LG
Chris Hagerup	61	2,586	42.4	67

PUNT RETURNS	NO.	YDS.	AVG.	LG	TD
Ray Fisher	11	106	9.6	29	0

KICK RETURNS	NO.	YDS.	AVG.	LG	TD
Marcus Thigpen	38	853	22.4	68	0
Demetrius McCray	17	387	22.8	36	0

TACKLES	UT	AT	TT	TFL-YDS.
Matt Mayberry	53	36	89	8.5-47
Jammie Kirlaw	53	21	74	19.5-102

SACKS	NO.	YDS.
Jammie Kirlaw	10.5	86

INTERCEPTIONS	NO.	YDS.	AVG.	LG	TD
Austin Thomas	2	11	5.5	7	0

## 2007 • 7-6 (3-5 BIG TEN)

DATE	OPPONENT	W/L	SCORE	ATTEND.
9/1	Indiana State	W	55-7	34,715
9/8	at Western Michigan	W	37-27	32,129
9/15	Akron	W	41-24	31,196
9/22	Illinois	L	14-27	34,707
9/29	at Iowa	W	38-20	70,585
10/6	Minnesota	W	40-20	32,009
10/13	at Michigan State	L	27-52	73,449
10/20	Penn State	L	31-36	41,251
10/27	at Wisconsin	L	3-33	81,324
11/3	Ball State	W	38-20	34,406
11/10	at Northwestern	L	28-31	20,466
11/17	Purdue	W	27-24	50,741
12/31	vs. Oklahoma State	L	33-49	48,892

### TEAM STATISTICS

	INDIANA	OPPONETS
POINTS	412	370
Points Per Game	31.7	28.5
FIRST DOWNS	265	298
Rushing	102	124
Passing	136	156
Penalty	27	18
RUSHING YARDAGE	2,046	2,076
Yards Gained	2,497	2,452
Yards Lost	451	376
Rushing Att.	475	549
Average Per Rush	4.3	3.8
Average Per Game	157.4	159.7
TDs Rushing	18	24
PASSING YARDAGE	3,073	3,168
Att-Comp-Int	446-267-11	469-289-19
Average Per Pass	6.9	6.8
Average Per Catch	11.5	11.0
Average Per Game	236.4	243.7
TDs Passing	28	21
TOTAL OFFENSE	5,119	5,244
Total Plays	921	1,018
Average Per Play	5.6	5.2
Average Per Game	393.8	403.4
KICKOFF RETURNS-YDS.	50-1,112	64-1,427
PUNT RETURNS-YDS.	23-254	25-147
INTERCEPTION RETURNS-YDS.	19-347	11-139
FUMBLES-LOST	38-18	22-12
SACKS-YARDS	42-280	31-230
PENALTIES-YARDS	75-709	84-814
FG MADE-ATT	21-23	13-18
PUNTS-AVG.	61-37.7	63-39.3
TIME OF POSSESSION/GAME	28:05	33:50
3RD-DOWN CONVERSIONS	79/187	87/207
3rd-Down Pct.	42%	42%
4TH-DOWN CONVERSIONS	10/17	16/23
4th-Down Pct.	59%	70%

RUSHING	NO.	YDS.	AVG.	TD	LG	AVG./G
Kellen Lewis	147	736	5.0	9	64	56.6
Marcus Thigpen	138	568	4.1	0	59	47.3

PASSING	ATT.	COMP.	INT.	PCT.	YDS.	TD
Kellen Lewis	442	265	10	60.0	3,043	28
Ben Chappell	2	1	1	50.0	14	0

RECEIVING	NO.	YDS.	AVG.	TD	LG	AVG./G
James Hardy	79	1,125	14.2	16	79	86.5
Ray Fisher	52	482	9.3	4	60	40.2

KICKING	FGM-FGA
Austin Starr	21-23

PUNTING	NO.	YDS.	AVG.	LG
Michael Hines	59	2,301	39.0	60

PUNT RETURNS	NO.	YDS.	AVG.	LG	TD
Tracy Porter	23	254	11.0	71	0

KICK RETURNS	NO.	YDS.	AVG.	LG	TD
James Bailey	18	456	25.3	91	1
Marcus Thigpen	18	413	22.9	53	0

TACKLES	UT	AT	TT	TFL-YDS.
Austin Thomas	64	48	112	0-0
Will Patterson	59	45	104	8.0-37

SACKS	NO.	YDS.
Greg Middleton	16.0	102

INTERCEPTIONS	NO.	YDS.	AVG.	LG	TD
Tracy Porter	6	137	22.8	49	0



# ALL-TIME COACHES

**A.B. WOODFORD • 1887-1888****CAREER RECORD AT INDIANA: 0-1-1**

Indiana's first head football coach, A.B. Woodford, led the Hoosiers to a tie and a loss in his only two games.

**EVANS WOLLEN • 1889****CAREER RECORD AT INDIANA: 0-1**

In the only documented game of the 1889 season, Indiana lost to Wabash, 4-0.

**BILLY HEROD • 1891****CAREER RECORD AT INDIANA: 1-5**

Billy Herod's lone campaign as head football coach at Indiana resulted in a 1-5 record. Herod led the team to a 30-0 rout over the Louisville Athletic Club in the opening contest, but the team went winless for the remainder of the season.

**FERBERT & HUDDLESTON • 1894****CAREER RECORD AT INDIANA: 0-4-1**

Ferbert and Huddleston guided the Hoosiers for only one season and finished 0-4-1 in 1894. Indiana played Louisville A.C. to a scoreless tie in the second game of the season.

**DANA OSGOOD & WREN • 1895****CAREER RECORD AT INDIANA: 4-3-1**

The coaching tandem of Dana Osgood and Wren led the Hoosiers to a 4-3-1 record in the coaches' only season at Indiana University. IU collected wins against Louisville A.C., Noblesville A.C., Rose Polytechnic and rival Wabash.

**MADISON G. GONTERMAN • 1896-1897****CAREER RECORD AT INDIANA: 12-3-1**

In his two seasons at the helm of Indiana's football team, Madison Gonterman led the Hoosiers to winning records both years. After going 6-2, including a six-game winning streak in his first season, Gonterman responded with a solid 6-1-1 mark before leaving Bloomington. His overall mark was 12-3-1.

**JAMES H. HORNE • 1898-1904****CAREER RECORD AT INDIANA: 33-21-5****BIG TEN RECORD AT INDIANA: 3-13-1**

After coaching the Hoosiers to winning records in 1898 and 1899, James Horne and his IU football team joined the Western Conference at the beginning of the century. While leading his IU teams to six .500-or-better records in his seven years, Horne compiled a career record of 33-21-5. His best season came in 1899 when he led the Hoosiers to a 6-2 mark. As a member of the Big Ten, IU enjoyed its best season in Horne's last season as head coach when the team achieved a 6-4 record in 1904.

**JAMES M. SHELDON • 1905-1913****CAREER RECORD AT INDIANA: 35-26-3****BIG TEN RECORD AT INDIANA: 7-25-2**

With a 35-26-3 record, James Sheldon proved to be one of the most successful coaches in IU football's early years. His 8-1-1 record as a rookie coach in 1905 was his best mark. Overall, Sheldon led the Hoosiers to four winning seasons and helped IU climb as high as third in the Big Ten Conference rankings.

**CLARENCE C. CHILDS • 1914-1915****CAREER RECORD AT INDIANA: 6-7-1****BIG TEN RECORD AT INDIANA: 2-7**

Clarence Childs led Indiana to a 6-7-1 record during his two seasons. Childs' best mark came in his final season when he mustered a 3-3-1

record (1-3 in league play). Childs finished with a 2-7 record in Big Ten action but compiled a 4-0-1 record outside the conference.

**EWALD O. STIEHM • 1916-1921****CAREER RECORD AT INDIANA: 20-18-1****BIG TEN RECORD AT INDIANA: 5-10-1**

Ewald Stiehm coached the Hoosiers for five seasons. He led his squads to a 20-18-1 record during that span and finished with a 5-10-1 conference record. In 1917, he led the Hoosiers to a 5-2 mark.

**JAMES P. HERRON • 1922****CAREER RECORD AT INDIANA: 1-4-2****BIG TEN RECORD AT INDIANA: 0-2-1**

James Herron coached IU for only one season. In 1921, he led the Hoosiers to a 1-4-2 record, posting a win over the Michigan Aggies and playing DePauw and Purdue to ties.

**WILLIAM A. INGRAM • 1923-1925****CAREER RECORD AT INDIANA: 10-12-1****BIG TEN RECORD AT INDIANA: 3-8-1**

In 1923, William Ingram became Indiana's 12th head football coach and promptly led the team to a 3-4 record while finishing fifth in Big Ten play. In his three seasons at Indiana, Ingram achieved a career mark of 10-12-1 and was 3-8-1 in conference play. His best season came in 1924, when he led Indiana to a 4-4 record.

**HARLAN O. (PAT) PAGE • 1926-1930****CAREER RECORD AT INDIANA: 14-23-3****BIG TEN RECORD AT INDIANA: 5-16-2**

Harlan O. (Pat) Page coached the Hoosiers for five seasons and guided Indiana to an overall record of 14-23-3. His best season at the IU helm came in 1928, when he led the team to a 4-4 record (2-4 in the Big Ten).

**EARLE (BILLY) HAYES • 1931-1933****CAREER RECORD AT INDIANA: 8-14-4****BIG TEN RECORD AT INDIANA: 2-11-4**

Internationally known for leading IU's track and field program to national prominence, E.C. (Billy) Hayes also coached the IU football team for three seasons. He helped lead the Hoosiers to an overall record of 8-14-4. His winningest season came in 1931, when he guided Indiana to a 4-5-

1 record. As IU's track and field coach, Hayes led the Hoosiers to eight Big Ten championships and 70 Big Ten team and individual titles in indoor and outdoor track and field. Indiana also won the 1932 NCAA outdoor track and field championships. Indiana's world-class outdoor track, and the NCAA trophy for the team champion in cross country, are both named in his honor.

**ALVIN N. (BO) MCMILLIN • 1934-1947****CAREER RECORD AT INDIANA: 63-48-11****BIG TEN RECORD AT INDIANA: 34-34-6**

One of Indiana's most successful coaches, Bo McMillin holds the honor of being the only coach to ever lead the Hoosiers to an outright Big Ten Championship. In 1945, he led IU to its only unbeaten record (9-0-1) and garnered Man of the Year and Coach of the Year honors by the Football Writers Association and the Football Coaches Association. While at Indiana, McMillin guided IU to 10 seasons of .500 or better, including a stretch of six consecutive years. His 34-34-6 Big Ten mark is the best winning percentage in Big Ten play for an Indiana coach, as is his overall winning percentage (.562).

**CLYDE SMITH • 1948-1951****CAREER RECORD AT INDIANA: 8-27-1****BIG TEN RECORD AT INDIANA: 4-19**

Clyde Smith took over IU in 1948 after serving as an assistant coach on Bo McMillin's staff. His best record at Indiana was 3-5-1, which he accomplished in 1950. Impressively, half of Smith's eight career victories were against Big Ten opponents.

**BERNIE CRIMMINS • 1952-1956****CAREER RECORD AT INDIANA: 13-32****BIG TEN RECORD AT INDIANA: 6-24**


After coaching under legendary Frank Leahy at Notre Dame, Bernie Crimmins took over at the Hoosier helm in 1952. In five seasons, Crimmins led the team to a 13-32 record. A native of Louisville, Crimmins was a three-sport star for St. Xavier High School before starring for the Fighting Irish for four seasons at right halfback, fullback and guard. He became the first man in Notre Dame's rich football history to win major awards at three different positions.

**BOB HICKS • 1957****CAREER RECORD AT INDIANA: 1-8****BIG TEN RECORD AT INDIANA: 0-6**

Bob Hicks served as Indiana's interim head coach for one season prior to becoming its head line coach when Phil Dickens assumed the head coach's role. Hicks served as head coach for a season as Dickens sat out for alleged recruiting violations. A 1948 graduate of Tennessee, Hicks played on the line for UT. After five years coaching at the high school level, he received his first opportunity to coach as a member of Dickens' staff at Wyoming, where he helped build highly competitive lines for the Cowboys' powerhouse clubs. Hicks would coach on the IU staff for 16 years.

**PHIL DICKENS • 1958-1964****CAREER RECORD AT INDIANA: 20-41-2****BIG TEN RECORD AT INDIANA: 8-27-2**

Phil Dickens, widely recognized as one of Tennessee's all-time greatest tailbacks, tallied an 89-67-11 record during his 16-year coaching career at Wofford, Wyoming and Indiana. He became IU's head coach after leading Wyoming to a Skyline championship and an undefeated season in 1956. At Indiana, Dickens accumulated a 20-41-



Bo McMillin



# ALL-TIME COACHES

2 record. His best record came in 1958 (3-2-1), when he guided the Hoosiers to a fifth-place finish in the Big Ten. Dickens earned Midwest Coach of the Year honors that season and finished third in national voting. As a player at Tennessee he was an unanimous All-SEC pick in 1936 and was selected as the Volunteers' outstanding athlete during each of his four years at the school.

**JOHN PONT • 1965-1972**  
**CAREER RECORD AT INDIANA: 31-51-1**  
**BIG TEN RECORD AT INDIANA: 21-36-1**

John Pont holds the distinction of being the only coach to ever guide Indiana to a Rose Bowl appearance. He accomplished that feat in 1967, when he led the Hoosiers to a 9-2 record, a Big Ten co-championship and an appearance in the Rose Bowl against eventual national champion Southern California. Perhaps more remarkable than the Hoosiers' strong showing against the national champs was the fact that this same team could only muster a 1-9-1 record the previous season, thus making the 1967 Big Ten Champions a true "rags to riches" story. Pont earned unanimous national coach of the year honors that season and was selected as head coach of the East team in the 1968 Coaches' All-American game. Pont's jersey is retired at Miami (Ohio) and in 1969 he was one of six charter members inducted into the school's Hall of Fame.

**LEE CORSO • 1973-1982**  
**CAREER RECORD AT INDIANA: 41-68-2**  
**BIG TEN RECORD AT INDIANA: 28-52-2**

Lee Corso took over as head football coach in 1973 after leading the Louisville Cardinals to two Missouri Valley Conference titles in four seasons. At IU, he led the Hoosiers to two winning seasons and a 1979 Holiday Bowl victory over previously unbeaten Brigham Young. Indiana's victory over the Cougars propelled Corso's team to 16th in the UPI poll, the Hoosiers' first top-20 ranking since 1967. While at Indiana, Corso was active with the American Football Coaches Association. He also served on the Ethics Committee, the

Rules Committee and the NCAA Public Relations Seminar. During his tenure, he coached in the All-American Bowl and the Japan Bowl. Corso is currently employed by ESPN, where he works as a studio analyst on College Gameday.

**SAM WYCHE • 1983**  
**CAREER RECORD AT INDIANA: 3-8**  
**BIG TEN RECORD AT INDIANA: 2-7**

Sam Wyche was Indiana's head football coach for only one season prior to leaving for the National Football League. An assistant coach on Bill Walsh's San Francisco 49ers staff that won the Super Bowl following the 1981 season, Wyche was named IU head coach in 1983 and guided the Hoosiers to a 3-8 mark that year. He then left Indiana to become the head coach of the Cincinnati Bengals. He led that squad to the 1988 AFC Championship and a Super Bowl berth against the 49ers. Wyche coached the Bengals for eight seasons before becoming the head coach of the Tampa Bay Buccaneers in 1991. He also coached the Bucs for five seasons, worked as a color commentator on NFL broadcasts and served as the Buffalo Bills' quarterbacks coordinator.

**BILL MALLORY • 1984-1996**  
**CAREER RECORD AT INDIANA: 69-77-3**  
**BIG TEN RECORD AT INDIANA: 39-65-1**

Bill Mallory served 13 years at the helm of the Hoosiers and compiled a record of 69-77-3. Before joining Indiana in 1984, Mallory coached three other schools to national prominence. While compiling a 165-121-4 (.576) career record at Miami (Ohio), Colorado, Northern Illinois and Indiana, Mallory became one of only seven coaches ever to guide three different programs to top-20 finishes in the national polls. In 1987, Mallory became the first Big Ten coach to be awarded back-to-back coach of the year honors. That year, he led the Hoosiers to an 8-4 record, a second-place finish in the Big Ten, and a Peach Bowl appearance. Mallory led the Hoosiers to six bowl games, including victories in the 1988 Liberty Bowl and the 1991 Copper Bowl. He also



Bill Mallory

led IU to a top-20 ranking in 1988 and finished his career as IU's all-time winningest football coach with 69 wins.

**CAM CAMERON • 1997-2001**  
**CAREER RECORD AT INDIANA: 18-37**  
**BIG TEN RECORD AT INDIANA: 12-28**

Cam Cameron led the Hoosiers for five seasons and compiled a record of 18-37. He was the second Indiana alum (A.B. Woodford, 1887) to take over at the helm of the IU football program. Cameron played both football and basketball for Indiana in the early 1980s. Prior to joining the Indiana coaching ranks, he served as an assistant coach for the Washington Redskins in the NFL. Cameron brought an explosive offense to Memorial Stadium and a new look to Hoosier football. Indiana took the field with a new oval IU logo. Indiana averaged 23.6 points per game under Cameron's guidance. The Hoosiers enjoyed success as well in the classroom, as IU was recognized by the American Football Coaches Association for its exemplary football graduation rates in each of Cameron's final four seasons.

**GERRY DINARDO • 2002-2004**  
**CAREER RECORD AT INDIANA: 8-27**  
**BIG TEN RECORD AT INDIANA: 3-21**

In his first season with the Hoosiers, Gerry DiNardo led Indiana to a 3-9 record and a 1-7 mark in the Big Ten, including a 3-3 mark at Memorial Stadium. Among those three wins was a come-from-behind, 32-29, upset of No. 23 Wisconsin. The Hoosiers trailed by 19 points in the third quarter before scoring the final 22 points of the game for the victory. During 2004, the Hoosiers had wins over No. 24 Oregon (30-24) and No. 23 Minnesota (30-21). DiNardo finished his IU career with an 8-27 overall record.

**TERRY HOEPPNER • 2005-2006**  
**CAREER RECORD AT INDIANA: 9-14**  
**BIG TEN RECORD AT INDIANA: 4-12**

Terry Hoepfner was head coach of the Hoosiers for two years before passing away following a lengthy battle with brain cancer. He will always be remembered as one of the most influential coaches in school history. In just his second season at the helm of the Hoosier program, Hoepfner brought the Hoosiers on the brink of a

## ALL-TIME HEAD COACHING RECORDS

HEAD COACH (YEARS)	ALL GAMES				BIG TEN GAMES			
	W	L	T	PCT.	W	L	T	PCT.
A.B. Woodford (1887-88)	0	1	1	.250	-	-	-	-
Evans Wollen (1889)	0	1	0	.000	-	-	-	-
Billy Herod (1891)	1	5	0	.167	-	-	-	-
Ferbert & Huddleston (1894)	0	4	1	.100	-	-	-	-
Dana Osgood & Wren (1895)	4	3	1	.563	-	-	-	-
Madison G. Gonterman (1896-97)	12	3	1	.781	-	-	-	-
James H. Home (1898-1904)	33	21	5	.602	3	13	1	.206
James M. Sheldon (1905-13)	35	26	3	.570	7	25	2	.235
Clarence C. Childs (1914-15)	6	7	1	.464	2	7	0	.222
Ewald O. Stiehm (1916-21)	20	18	1	.526	5	10	1	.344
James P. Herron (1922)	1	4	2	.286	0	2	1	.167
William A. Ingram (1923-25)	10	12	1	.457	3	8	1	.292
Harlan O. (Pat) Page (1926-30)	14	23	3	.388	5	16	2	.261
Earle (Billy) Hayes (1931-33)	8	14	4	.385	2	11	4	.235
Alvin N. (Bo) McMillin (1934-47)	63	48	11	.561	34	34	6	.500
Clyde Smith (1948-51)	8	27	1	.236	4	19	0	.174
Bernie Crimmins (1952-56)	13	32	0	.289	6	24	0	.200
Bob Hicks (1957)	1	8	0	.111	0	6	0	.000
Phil Dickens (1958-64)	20	41	2	.333	8	27	2	.243
John Pont (1965-72)	31	51	1	.380	21	36	1	.371
Lee Corso (1973-82)	41	68	2	.378	28	52	2	.354
Sam Wyche (1983)	3	8	0	.272	2	7	0	.222
Bill Mallory (1984-96)	69	77	3	.473	39	65	1	.376
Cam Cameron (1997-2001)	18	37	0	.327	12	28	0	.300
Gerry DiNardo (2002-04)	8	27	0	.229	3	21	0	.125
Terry Hoepfner (2005-06)	9	14	0	.391	4	12	0	.250
Bill Lynch (2007-10)	19	30	0	.388	6	26	0	.188
Kevin Wilson (2011-16)	26	47	0	.356	12	37	0	.245
<b>Tom Allen (2016-)</b>	<b>0</b>	<b>1</b>	<b>0</b>	<b>.000</b>	-	-	-	-



# ALL-TIME COACHES

bowl appearance in 2006. He led the youngest team in the Big Ten (49 true or redshirt freshmen and 72 underclassmen overall), to five victories - its most since the 2001 campaign - and restored an enthusiasm in IU football. The 2006 Hoosiers picked up three Big Ten wins for the first time since 2001, including a 31-28 win over No. 13 (Coaches) Iowa. Earning its final conference victory of the season, the Hoosiers dominated Michigan State, 46-21, on Homecoming to bring the Old Brass Spittoon back to Bloomington for the first time since 2001. Hoepfner made an immediate impact in his first year at the helm of the Hoosier program. Coach Hep rejuvenated an IU fan base that enjoyed a 39-percent increase in per-game attendance, a 46-percent increase in overall season ticket sales and a 110-percent increase in student season ticket sales.

**BILL LYNCH • 2007-2010**  
**CAREER RECORD AT INDIANA: 19-30**  
**BIG TEN RECORD AT INDIANA: 6-26**

Bill Lynch served at the helm of the Indiana football program from 2007-10. Lynch led the Hoosiers to a 7-6 record and a trip to the Insight Bowl in his first season. He became the only head coach in Hoosier history to guide a team to a bowl game in his debut season. Lynch led Indiana to its most wins since 1993, its first bowl appearance since that same season, and its first Old Oaken Bucket victory since 2001. The team's

seven victories were the second most for a first-year Indiana head coach, behind only James M. Sheldon, who went 8-1-1 in 1905. IU boasted three All-Americans, three second-round NFL Draft picks, seven overall NFL Draft picks, 10 All-Big Ten selections, one Academic All-American and 74 Academic All-Big Ten honorees in his four seasons. Lynch also went 2-2 in four Old Oaken Bucket games.

**KEVIN WILSON • 2011-16**  
**CAREER RECORD AT INDIANA: 26-47**  
**BIG TEN RECORD AT INDIANA: 12-37**

Kevin Wilson guided the Hoosiers from 2011-16. Wilson led IU to back-to-back bowl games for the first time since 1990-91. He mentored three first team All-Americans - offensive linemen Dan Feeney in 2015 and 2016, Jason Spriggs in 2015, and running back Tevin Coleman in 2014. Twenty-eight Indiana standouts either moved on to the NFL or received camp invites, including Spriggs (49th pick by Green Bay in 2016), wide receiver Cody Latimer (56th pick by Denver in 2014), Feeney (71st pick by the L.A. Chargers in 2017) and Coleman (73rd pick by Atlanta in 2015). Fifty Hoosiers earned All-Big Ten honors, highlighted by a school record 12 in 2015 and 2016. IU won the Old Oaken Bucket four straight times (2013-16) for the first time since 1944-47. A six-year program record 127 Hoosiers collected Academic All-Big Ten honors.

**TOM ALLEN • 2016-**  
**CAREER RECORD AT INDIANA: 0-1**  
**BIG TEN RECORD AT INDIANA: 0-0**

Tom Allen was named Indiana University's 29th head football coach on Dec. 1, 2016. He made his coaching debut in the 2016 Foster Farms Bowl. The New Castle, Ind., native joined the Indiana staff as associate head coach/defense on Jan. 15, 2016. Allen engineered one of the top defensive turnarounds in the country in 2016. IU's defense improved in every major statistical category. The Hoosiers held their opponents to 380.1 total yards, an improvement of 129.4 yards over 2015, the largest improvement in the country. A nominee for the 2016 Broyles Award, honoring college football's top assistant coach, Allen led a program record six defensive players to All-Big Ten honors and the program's first All-American at linebacker since 1987, Tegray Scales, who earned second team honors from SI.com. Over the last 22 years, the teams for which Allen has been a member of the coaching staff have posted a combined record of 222-69 (.763). A 25-year coaching veteran, Allen served as head coach at Ben Davis High School (2004-06), defensive coordinator at Ben Davis (1998-03) and Marion High School (1997), and earned his master's degree from IU (2002). He spent 2012-14 as linebackers coach and special teams coordinator at Ole Miss and 2015 as defensive coordinator at the University of South Florida.

## ALL-TIME ASSISTANT COACHES

Anderson, Carl	1942
Addazio, Steve	2002-04
Allen, Tom	2016
Baker, Bob	1966-72
Battles, William	1952
Beeler, Jack	1958-64
Bell, James	2000-01
Belu, George	1984-96
Borges, Al	2002-03
Brown, Gerald	2002-07
Brown, Howard	1951; 1954-74
Burton, Ron	1997-2001
Canada, Matt	2004-10
Carr, Gerald	2001
Cartwright, Kit	1996
Catuzzi, Larry	1961-64
Chester, Deon	1995-96
Coachys, Rich	1978-80
Cochrane, Owen	1946-49; 1952-54
Compise, Pete	1973-76
Congie, Sam	1960-64
Conner, Kyle	2007-10
Connolly, Harry	1952-54
Corradini, Ron	1981-83
Cullen, Joe	2002-04
Cunningham, Nate	1972
Daisher, Ted	1998-00
Dal Sasso, Chris	1952-56
Davis, John	1955
Deal, Mark	1996-99
<b>DeBord, Mike</b>	<b>2017-</b>
Diersen, Brett	2011
Doba, Bill	1978-82
Douglas, Troy	2004-05
Edmonds, Don	1948-51
Ekeler, Mike	2011-12
Fabris, Jon	2012-13
Fairfield, Herb	1965-72
Feldhaus, William	1942
Fine, Marty	1997-01
Fisher, Gordon	1944-47
Fitch, Bob	1952-56
Flynn, Dick	2000-01
Freeman, James	1948-51
Frey, Greg	2011-16
Fry, Jay	1965-69
George, Brian	2005-10
Gruen, Jim	1973-77

<b>Hagen, Mark</b>	<b>2011-12, 16-</b>
Hammerschmidt, Jeff	1998-99
Harbaugh, John	1997
Harrell, Paul (Pooch)	1942-47
<b>Hart, Mike</b>	<b>2017-</b>
Hayes, E.C. (Billy)	1942-43
Heacock, Jon	1997-99
<b>Heard, Grant</b>	<b>2017-</b>
Hicks, Bob	1957-72
<b>Hiller, Darren</b>	<b>2017-</b>
Huber, Ted	1982
Huff, Gary	1983
Hunter, Hal	1973-76
Hunter, Hal Jr.	2000-01
<b>Inge, William</b>	<b>2013-</b>
Jeffers, Roger	1958-59
Johns, Kevin	2011-16
Johnson, Bobby	2005-09
Johnson, Jim	1973-77
<b>Joseph, Noah</b>	<b>2014-</b>
Karl, Kenneth	1956
Keith, Floyd	1984-82
Kincannon, Andy	1984-96
Kish, Tim	2002-03
Knorr, Brian	2014-15
Kovatch, John	1942-46
Kratzer, Dan	1983
Kurth, Frank	1992-96
Littrell, Seth	2012-13
Lynch, Bill	1993-94; 2005-06
Lynch, Billy	2005-10
Maddock, Robert	1952-56
Mallory, Curt	2002-04
Mallory, Doug	1994-96; 2011-13
Mangiero, Dino	2004
Mauro, Harold	1970-71; 1976-83
McConnell, Bob	2004
McCullough, Deland	2011-16
McCullough, Lou	1957
McDaniel, Charley	1945-71
McDaniel, Larry	2014-15
McMillian, Charles	2002-03
McNeely, Brian	2002-03
Mihajlovich, Lou	1956
Miller, Burnie	1957
Moore, Wally	1975
Moriarty, Myron "Mo"	2002-04; 2010
Morris, Bob	1984-83

Mourouzis, Nick	1965-72
Muehling, Jim	1981-96
Neel, Wally	1977-78
Novak, Joe	1984-95
O'Neil, Ed	1983
Otolski, Bob	1973-81
Pachis, Gus	1979-80
Palcic, Joe	2005-10
Patton, James	2013-16
Petzke, Dave	1984-91
Plank, Ernie	1965-72
Planutis, Jerry	1958-60
Ravensberg, Bob	1950-51
Reynolds, Diron	2001
Ricumstrick, George	2005-10
Schmidt, Pete	1997-00
Shands, Ray	1973-82
<b>Shelby, Brandon</b>	<b>2011-</b>
Shelton, Clarence	1981-83
<b>Sheridan, Nick</b>	<b>2017-</b>
Shuck, Jim	1981-82
Sinko, Steve	1949-50
Smith, Rod	2011
Springer, Dennis	2008-10
Stevens, Wilbur	1957-64
Stripling, Steve	1984-96
Suhr, Buck	1984-95
Sullivan, Jerry	1993
Teeter, Mike	1987
Temerario, C.A.	1946-47
Terlep, George	1956
Thom, Billy	1943-44
Thompson, Anthony	1997-01
Townsend, John	1957-64
Townsend, John	1983
Van Schoyck, Jake	1965-72
Veller, Don	1947
Voorhis, Alan	1968-72
Walters, Trent	1968-71; 1973-80
Watts, Morris	1973-81
Weist, T.J.	1997-01
Wheratt, Ed (Ted)	1948-53
White, Robert	1951
Yeager, Mike	2006-10
Ziemba, Wally	1955

- Current assistants in bold



# ALL-TIME ROSTER BY NUMBER

**1** Lance Bennett, RB; A.C. Carter, RB; Simmie Cobbs, Jr., WR; Jahkeen Gilmore, WR; Deion Grubbs, RB; Jeremi Johnson, RB; Scott McGowan, WR; Larry Mitchell, FS, Jerry Spicer, K; Frank Stavroff, K; Steve Streeter, CB; Terrance Turner, WR; Kevin Trulock, K; Allen Webb, QB; Shane Wynn, WR

**2** Dave Abrams, CB/SS; Tyrone Allen, RB; John Boyd, WR; Mike Brown, WR; Cameron Coffman, QB; Jermaine Chaney, Chris Covington, QB; TB; Tandon Doss, WR; Versie Gaddis, WR; J-Shun Harris II, WR; Bob Kramer, QB; Mike Low, K; Rich Shepler, QB; T.J. Simmons, LB; Tyke Spencer, WR; Marcus Thigpen, RB/WR; Jeff Thornton, QB; Antonio Watson, SS; Devonte Williams, RB

**3** Jim Ahler, FS; Lance Bennett, WR; Dominique Booth, WR; Steve Bradley, QB; Kent Britt, QB; Don Burrell, CB; Nariin Clancy, DB; Zach Davis-Walker, RB; Darryl Eddings, WR; Efen Edwards, FS; Chris Gartner, K; Tyler Green, CB; Jeff Hewitt, WR; Geoffrey Howard, SS; Kevin Kellogg, K; Cody Latimer, WR; Brian Lewis, RB; Eric Matthews, WR; Matt Mason, DB; Jerry McBride, TB; Roderick Platt, DB; Jimmy Robinson, WR; Chad Scott, QB; Doug Smith, K; Jim Wenzel, P

**4** Dave Ane, SS; Eddie Baety, WR; Tom Bolyard, QB; Ben Chappell, QB; O.J. Conner, WR; Chris Covington, LB; Jerohn Fields, WR; Jacob Flint, QB; Adam Greenlee, QB; Forisse Hardin, S/OLB; Ricky Jones, WR; Will Lumpkin, DB; Sherrod Moore, DB; Rashon Myles, FB; Jean Paul, WR; Ron Pennick, FL; Gary Powell, CB; Greg Reisert, SS; Chris Sigler, FS; Damon Sweazy, TB; John Swinehart, CB; Carl Varner, T; Jim Weinberg, CB; Jerry Williams, LB

**5** Jordy Bernhard, QB; Tom Collins, P; Tim Dickerson, TB; Mitchell Evans, S/WR/QB; David Freud, K; Craig Goode, QB/DB; Doug Gordon, CB; Troy Grosfield, DB; Walter Harvey, FS; Joe King, DB; Kevin Klee, FB; Marty Kus, WR; Troy Mason, OLB; TE; Roberson, QB; Johnnie Salters, FB; Jonathan Sparrow, K; Jason Sullivan, FB; Spud Washington, WR; Damon Watts, FS; Levron Williams, RB

**6** James Bailey, WR; Scott Bonnell, K; Walter Booth, CB; Eric Coleman, CB; Tevin Coleman, RB; Richard Council, CB; Henry Frazier, WR; Jahkeen Gilmore, WR/DB; Adam Greenlee, QB; Damien Jones, DB; Larry Lovett, P; Camion Patrick, RB/WR; Chuck Razzmic, P; Rick Salvinio, P; Patrick Shaw, DB; Zeke Walker, LB/DB; Brian Williams, CB; Devonte Williams, CB; Rex Wisehart, T; Larry Wright, S

**7** Erik Andrews, WR; Bill Atkinson, CB; Ben Bach, CB; James Bailey, WR; Cam Bardwell, FS; Brian Bruner, WR; Donovan Clark, CB; Steve Corso, SE; Stacey Dawsy, WR; Ray Fisher, WR/CB; BenJarvis Green-Ellis, RB; Dobby Grossman, CB; Earl Haniford, QB; Michael Hanley, CB; Andre Kates, CB; Joe Kleinsmith, K; Babe Laufenberg, QB; Joe Nicholson, S; Lane Oxley, SE; Gary Powell, DB; Emmett Pate, TB; Don Robinson, RB; Mackey Smith, P; Nide Sudfeld, QB; Dale Swihart, B; Eddie Thomas, WR; Brian Williams, CB; Edward Wright-Baker, QB

**8** Dave Abrams, S; Brian Bills, FS; Tony Buford, WR; Brian Coleman, WR; Kevin Davis, WR; Steve English; Marc Ferry, CB; Drew Hardin, S; Rodney Harris, S; Dustin Hans, QB/H; Jordan Howard, RB; Dusty Kiel, QB; Buster Larkins, CB; Thomas Lewis, WR; Nick Polk, S/WR; Tegray Scates, LB; Devin Schaffer, SLB; Duke Sturges, CB; Tim Wilbur, CB; Dorian Wilkerson, WR; Terry Woodburn, S

**9** Tyler Adetona, WR; Nate Boudreau, QB; Bruce Bufe, SS; Billy Craig, QB; Jonathan Crawford, S; Jeff Fryar, TE; Don Geisler, K; Tim Gooley, TB; Greg Heban, DB; Bobby Howard, TB; Glenn Johnson, WR; Bob Kramer, QB; Mike Lotz, FS; Steve Mason, S; Tom Padgett, QB; Tom Polce, DB; Tracy Porter, CB; Darin Sorg, QB; Macky Smith, P; Orlando Spencer, CB; Steve Straub, K; Jim Teter, S; Jermaine Ware, TB; Ricardo Williams, CB; Harold Zimmer, B

**10** James Bailey, WR, Steve Bradley, QB; Matt Calvert, CB; Simmie Cobbs, Jr., WR; Robert Cowan, RHB; Donovan Hale, QB/WR; Chad Huck, QB; Ron Huffer, WR; Glenn Johnson, WR; Donnell Jones, DB; Ricky Jones, WR; Rich Kearney, WR; Matt Lewis; Matt LoVecchio, QB; John McDonnell, B; Ted McNulty, QB; Chuck Miller, WR; Robert Miller, QB/LHB; Frank Musika, RHB; Mike Nardone, QB; L.J. Parker, WR; Bob Pernell, HB; Adam Pines, P; Curtis Randle E.I, DB; Mose Richardson, CB; Mandela Roberts, LB; Brandon Rush, K; Frank Stavroff, QB; Pete Stoyanovich, K; Jack Ury, T; Harold Zimmer, B

**11** Jack Adams, RHB; Tim Bringle, B; William Ciz, FL; Bill Coleman, WR; William Flack, FB; Mike Glazier, QB; Mike Heizman, S; Raymond Hill, CB; Ivan Hinson, WR; Bud Hornbeck, QB; Michael Irving, P; Chris Kaufman, K; Jack Kelley, RLB; Laurel Kinsey, B; Doug Lackey, WR; Don Mangold, B; Edwin McLean, LHB; Louis Mihajlovich, G; Ron Moyer, QB; John Paci, QB; Robert Perna, WR; Antwaan Randle El, QB; Roger Remo, QB; Dave Schnell, QB; Dale Swihart, B; Dave Weir, WR; Modock White, TB; Anthony Wiley, FS; Jimmie Zoeller, B

**12** William Armstrong, LHB; Richard Bradford, WB; Don Brodie, WB; Bruce Bufe, SS; Aaron Burks, CB; Cam Cameron, QB; Tony Campagnoli, G; Carmine Coniglio, B; Bill Conlon, S; Bill Conover, P; Kim Decker, QB; Zander Diamond, QB; John Durkott, WB; Greg Evans, K; Trent Green, QB; Chris Hagerup, P; Jack Harding, B; Stephen Houston, RB; Ron Huffer, RH; Terry Jones, QB; Evan Kroot, S; Mike Lopa, WB; Graeme McFarland, QB; John Motil, HB; Noel Padmore, CB; L.J. Parker, WR; Jay Rodgers, QB; Mike Rudolph, LB; Robert Short, RHB; Alex Smith, TB; Dan Stryzinski, P; Jayme Thompson, DB

**13** Johnny Anderson, SS; Bruce Bufe, FS; Randy Cate, SLB; Eugene Cichowski, QB, James Clark, B; Dennis Creemeens, TB; Gary Dagg, LB; Brian Dewitz, FS; Kyle Enright, FB; Lou Gambino, B; Kevin Grump, SS; Auburn Herron, B; Kofi Hughes, WR; Isaac James, WR; Kevin Kennedy, K; Joe King, DB; Brian Koenig, RH; Michael Lee, QB; Don McClure, WB; Andrew Means, WR, Brad Meyer, K; Mike Middleton, CB; Eric Moore, QB; Josh Moore, LB; Ray Petruskas, QB; Chad Scott, QB; Kywin Supernaw, SS; Mark Sutor, FS; Ray Terry, WB; Gary Wagner, DRH; George Wortley, QB; Phillip Yancey, CB; David Zeoli, CB

**14** Lars Anderson, OLB; George Bell, RHB; Greg Bowen, CB; Greg Brown, QB; Andre Brown, Jr., CB; Ken Carpenter, FB; Tim Clifford, QB; Chris Dittoe, QB; Moses Easley, HB; Jerimy Finch, S; Adam Follett, QB; Ken Fournier, WR; John Geary, QB; Greg Goss, CB; Russell Hardisty, B; Marqui Hawkins, WR; Reggie Holmes, S; Michael Irving, P; Tommy Jones, QB; Matthew Karls, WB; Rich Kearney, WR; Dave Kornova, QB; Bob Kramer, QB; Dave Kramme, QB; Clee Maddox, B; Edwin McLean, LHB; Noah Parker, S; James Powell, RH; Blake Powers, QB; Dave Ruzich, QB; Charles Sage, QB; Wilbert Scott, WB; Ray Shaffer, QB; Bill Siebenthal, B; Chris Sigler, FS; Nick Stoner, CB/WR; Mike Sullivan, WR; Dave Whitsell, WB

**15** Shawn Benson, TE; Ron Bethel, FS; Terry Brady, QB; Paul Davis, B; Brett DeVault, WB; Matt Ernest, WR/CB; Versie Gaddis, WR; Wallace Getz, C; Dick Gottfred, SE; Damon Graham, RB; Willie Graham, CB; Cedric Henry, CB; Charles Jacoby, B; Willie Jones, S; Kellen Lewis, QB; Eugene Lieber, LHB; Jay McCants, WR; Matt McDonald, FS; John McDonnell, RHB; Edwin McLean, HB; Mike Middleton, TB/DB; Thomas Murray, RH; Kent Myers, T; Jay Pribulsky, RH; Isaiah Roundtree, WR; Ron Sexton, WB; Tim Sheldon, HB; Ajamu Stoner, WR; Matt Tavernier, TE; Rick Thompson, HB; Jeff Thornton, QB; Jack Vallandingham, LHB; Nick Westbrook, WR; Stanley Williams, HB; Randy Wilson, WB; Jack Wilson, RHB; Kevin Winston, CB; James Yore, WB

**16** Jack Adams, HB; Tony Ahrens, TB; Scott Arnett, QB; Harry Brooks, B; Tom Campbell, WB; Dennis Clark, SE; Edwin Clasen, B; O.J. Conner, WR; George Dragus, E; Chris Dyer, FS; Jerry Ellis, LHB; Mitch Ewald, K; Rashard Fatt, CB; Harry Conso, QB; Jimmy Graves, FB; Neil Hayes, FB; Scott Henry, CB; Edward Inis, WB; Damien Jones, CB; Richard Klim, FB; Terry Kramer, WR; John Lindgren, SS; Rick Martin, OLB; Ron McCauley, WR; Michael Mee, CB; Christopher Phillips, CB; Tom Polce, FB; Patsy Ronzone, B; Tom Sfura, C; Doug Spicer, WR; Ajamu Stoner, WR; Larry Streeter, WR; Dennis Tapp, HB; Patrick Thompson, QB/WR/TE; Gary Tofil, S/QB; Dan Whitaker, QB; Brian Williams, CB; Joe Zeigler, FS

**17** Jack Buchan, QB; Corey Cooper, DB; Chris Covington, LB; George Crowe, FB; Marvin Evans, LB; Larry Fromhart, FB; Markell Granderson, TB; Isaac Griffith, WR; Gibran Hamden, QB; Bruce Hammett, CB; Greg Heban, DB; Rick Hoffman, WR; Ernest Huggert, HB; Michael Hunter, CB; John Isenbarger, HB; Chris Kaufman, K; Will Lumpkin, SS; Fred Lussow, WB; Brent Orso, WR; Jason Orton, CB; Horace Parker, S; Nathan Ramsey, WB; Arnold Reed, TB; Ronald Roemer, WR; Melvin Ross, WB; Isaiah Roundtree, WR; Teddy Schell, QB/H; Jim Sirtosky, G; Pat Spiloto, K; Jon Stebbins, SS; Jerome Ward, WB; Aaron Warnecke, SS; Kevin Westover, QB; Dan Zarlingo, SE/P

**18** Rob Albright, K; Bill Anderson, B; Ben Bach, DB; Brett Becks, WLB; Michael Berry, TB; Tom Bolyard, P; George Byers, RH; Danny Cameron, QB; Don Casselman, LB; Lin Churchill, TB; Tony Cofield, CB; Richard Council, CB; Norman Eggers, G; Mike Flanagan, FL; Ralph Goldston, RHB; Dan Grossman, LB; Brian Gutreuter, CB; Marques Hagans, QB; James Lamar, LB; Bill McCaa, DRE; Gene Nieberlein, DB; Noel Padmore, CB; Mike Perry, QB; Adam Pines, P;



# ALL-TIME ROSTER BY NUMBER

Ray Potts, WR; Jade Pruitt, DB; Matt Prusiecki, K; Robert Rhoda, B; Bryan Robertson, K; Ron Roemer, WR; Eric Smedley, FS; Austin Starr, K; James Stone, LHB; Jeff Wade, CB; Bill Wanka, TB; Tregg Waters, DB; Dave Weir, QB; Don Werdine, C; Cal Wilson, WB; Reggie Woods, WB; Dave Zeoli, CB

**19**  
Jack Buchan, QB; Donnie Buck, LB; Chris Clausen, CB; Connor Creevey, QB/WR; Paul Davis, B; Kyle Dietrick, S; Don Dilly, WB; Jay Duechting, DB; Brian Dillon, WR; Don Dilly, WB; Mike Fette, FB; Tony Fields, S; Mike Glazier, QB; Derin Graham, WR; Brian Gutreuter, CB; Carl Harris, WR; Frank Himel, QB; Geoffrey Howard, SS; Rich Kearney, WR; Jeff Kim, QB; Deno Kottaridis, RHB; Marty Kus, QB; Paul Leroy, B; Marc Maiatico, FL, Max Matthews, QB; Dan Mayoras, S; Jim McDonald, WB; Emmitt Mitchell, WR; William Noone, RH; Mike Pendleton, CB; Dan Preger, B; Matt Prusiecki, K; Courtney Roby, WR; Woody Shelton, RHB; Brad Shields, OLB; Tim Stephens, FB; Leroy Stovall, LG; Ryan Thompson, DB; Steve Thompson, TB; Brandon Walker-Roby, WR; Robert Williams, G; Dan Zarlino, WR

**20**  
Richard Badar, QB; Lawrence Barnett, DB; Byron Broome, QB; Courtney Clency, RB/DB; Jameel Cook, Jr., DB; Kirk Edwards, S; Mark Findley, DB; Cole Gest, RB; Rob Harkrader, FB; Trent Jones, TB; George Klutynio, RB; Michael Lanning, WR; Rick Layman, LB; Jay Mathias, S; Derrick Mays, WR; Kris Mucci, CB; Matt Multerer, K; James Olverson, TB; Jason Orton, CB; Arnold Reed, TB; D'Angelo Roberts, RB; Shannon Rutledge, P; Kees Scarff, S; Robert Smith, RB; Jason Spear, TB; John Swinehart, CB; Austin Thomas, S; Leon Thornton III, CB/WR; Dick VanWieren, BB; Jeff Wade, FS; Greg Yeldell, SS

**21**  
Brett Anderson, CB; Byron Broome, DB; Howard Brown, B; Treva Burgess, RB; Rayshun Calhoun, DB; Richard Coachys, QB; Stan Dubicki, QB; Marc Ferry, SS; Bobby Garrison, SS; Craig Goode, SS; Justin Goodman, LB; Dennis Greene, FB; Jim Helminiak, QB; Cliff Janiak, HB; Herana-Daze Jones, S/LB; Richard Lagow, FB; Furman Manley, TB; Roger Martin, TB; Chris Merritt, FS; Jeremy Miles, RB; Walter Miller, LE; Gary Nichols, DRH; Benny Norman, DHB; Dart Ramsey, SS; Ken Smith, B; Tony Suggs, TB; Leon Thornton III, DB/WR; Maurice Tucker, CB; Stan Wheeler, WR; Andrew Wilson, RB; Jake Zupancic, S

**22**  
Kevin Burke, TB; Matt Calvert, CB; Keith Calvin, SE; William Conlon, QB; Nate Cunningham, DHB; Lou D'Achille, QB; John Durkott, DLH; Steve Filipowski, QB; Dave Holland, QB; Lonyatta Kiles, DB; William Kipple, B; Andre LaGrone, DB; Brett Law, CB/TB; Howard Martin, BB; Demetrius McCray, RB; Chester McKenzie, QB; Robert Meyer, C; Will Milovich, G; Kenny Mullen, DB; Robert Parrish, DB; Del Russell, RHB; Lou Saban, B; Leslie Schlegal, QB; Scott Shuey, S; Ken Starling, HB; Joe Tofil, B; Fred Unger, BB; Sharrod Wallace, CB

**23**  
Lawrence Barnett, CB; Robert Battaglia, BB; Adam Braucher, K; Tyrone Browning, WR; Ray Brozovich, LHB; Khalil Bryant, DB; Adrian Burks, CB; Kenni Burns, RB; A.C. Carter, CB; Marty Cerza, QB; James Cox, QB; Jon DeCamilla, FB; Donald Dominic, LHB; Todd Hensley, TB; Ron Hodge, SS; Cliff Janiak, TB; Louis Kasonovich, QB; David Kornowa, DRH; Ken Long, DLH; Andy Mabe, FS; Shawn Major-Winston, RB; Russell Mason, T; Brett Martin, WR; Jerry McBride, TB/DB;

Wayne Nichols, BB; Jaimie O'Hara, FL; Steve Perkins, SS; Alex Rodriguez, RB; Alex Smith, TB; Laray Smith, RB; Charles Smith, TB; William Smith, G; Jay Tuttle, K; Phil Westfall, QB; John Zuger, QB

**24**  
Tim Bennett, CB; Andre Booker, WR; Nate Borders, CB; Frank Brossart, QB; Tom Burgess, BB; Floyd Campbell, RHB; John Connelly, DB; Shane Covington, S; Walter Daniels, WR; Jim DiGiulio, P; Bob Douglas, FL; J.R. Drummond, P; Moses Easley, DLH; Marcus Floyd, CB; George Galbraith, B; James Gomory, RH; Mike Harkrader, FB; Harold Hursh, B; Derrick Jackson, CB; George Johnson, QB; Chico Jones, SS; Bill Kleifgen, Rod Lawson, CB; Will Lumpkin, SS; Mike Majette, RB; Chester McKenzie, QB; Aaron Mitchell, CB; Rod Monroe, WR, Stu O'Dell, LB; George Orfanos, FB; J.T. Owens, S; Matt Perez, RB; Douglas Reid, QB; Charles Sage, QB; Scott Tegarden, DHB; Spud Washington, TB

**25**  
David Blackwell, RB; Thom Bondus, E; Lance Brown, FS/SS; Justin Carrington, LB; Tyrell Dudley, DB; Don Evans, T; Rick Fuson, WR; Jeff Gedman, CB; Joe Gonzalez, SS; Deion Grubbs, RB; Florian Helinski, QB; Eddie Herbert, B; John Hillenbrand, CB; Rodney Hopkins, FB; Kenneth Hubbard, BB; Tom Kalert, C; James Kocsis, QB; Dave Mayoras, S; Eric McClurg, DB; Tom McDonald, QB; Mike McMahon, FLK; Woody Moore, QB; Larry Morwick, LB; Dallas Plugg, FB; Ryan Phillips, DE; Wil Scott, BB; Nick Sebek, FB/DB; Casey Sellers, TE; Alan Sutkowski, P; Mario Swann, S; John Sydnor, DB; Dale Tanner, B; Rob Turner, WR; Al Tutisie, RB; Rob Van Vliet, SS; Damon Watts, DB; Richard Whalen, QB; Ken Wright, DHB; Robert Young, QB

**26**  
Richard Ashburner, QB; Dave Benigni, FS; Gary Brown, FB; Thomas Brown, QB; Leonard Bryant, CB; David Bumgarner, SS; Thomas Cassidy, QB; Al Christy, TB; Walter Daniels, CB; Erron Dillingham, FL; Vaughn Dunbar, TB; Mike Edwards, FL; Dave Evans, DLH; Russell Harrell, B; DeWayne Hogan, FB; Eric Hocht, WR; Mike Johnson, CB; Greg Lunde, SS; Norman Mackin, QB; Mike Modak, CB; Brandon Mosley, DB; Justin Nowak, DB; Bob Paar, CB; Curtis Randle, DE; Chester Sanders, FB/C; Gary Tofil, QB; Nick Turner, RB; Tim Walsh, BB; Kianté Walton, S

**27**  
Tommy Adams, FB; Eric Allen, FS; Dave Anderson, CB; Devin Anderson, DB; Antonio Banks, RB; Bill Beck, DHB; Ray Bragalone, QB; Gary Brown, HB, Mike Doyle, CB; Adrian Edwards, WR; Ron Filippelli, QB; Steven Funderburk, LB; Chuck Gilliland, FB; James Goodrich, BB; Willie Graham, DB; Steven Gunter, DB; Jack Herron, HB; Kenneth Hubbard, QB; Arthur Jones, DB; Ernie Jones, WR; Mike Kazanowski, LB; Eddie McCallum, S; Greg McIntosh, DE; Horace Parker, QB; Bryan Payton, RB; Mike Pendleton, CB; Bill Perry, FB; Ray Potts, WR; Ron Sexton, DRH; Justin Smith, WLB; Dick Snodgrass, BB; Phil Spinna, QB; Robert Swaim, E; Konrad Thomas, S; Mike Waddell, TB; Alexander Webb, DB

**28**  
James Bailey, BB; Michael Batts, TB/DB; Adam Braucher, K; Darrick Burnett, TB; Ralph Caldwell, LB; Anthony Davis, RB; Will Dawkins, S; Mike Edwards, SE; John Foltz, CB; Eddie Fritz, BB; Terry Galloway, CB; Sid Gerstenhaber, B; Gary Gray, FLK; Larry Highbaugh, HB/SE; Will Horn, WR/P; Tom Kendrick, QB; Jeff Kollat, CB; Jim Logan, B; Leslie Majors, CB; Bill Malinchak, SE; Antonio Marshall, CB; Eric McClurg, SS; Dean Miller, DHB; Bob Nelson, S; Mark Newell, FS; Jack Nussbaum, QB; Jack Phillips, P;

A'Shon Riggins, CB; Kevin Salla, S; Ryan Schlitz, WR; Gannelle Smiley, TB; Will Smith, DB; Jason Spear, FB; George Sundheim, FB; Collin Taylor, WR; Robert Taylor, E; Mike Waddell, TB; Mike Watts, S; Charles Weiss, T; Ron West, WR; Darius Willis, RB

**29**  
Chris Adkins, DB; Jerry Anderson, BB; Jeff Barnett, LB; Robert Barrett, QB; Jerry Bowers, FB; Marty Cerza, QB; Brian Coleman, FS; Earl Doloway, B; Raheem Ellis, WR; Frank Filchok, B; Dawson Fletcher, S/ LB; Alex Green, FS; Chuck Howard, TB; Cliff Janiak, LB; Herana-Daze Jones, DB; Jack Kaminski, LB; Cobb Lewis, B; Brown Marks, DRH; Bart Moore, DB; James Olverson, FB; Nick Sebek, QB; Ryan Skelton, FS/WR; O.J. Spencer, DB; Steve Supercik, QB; Julius Ware, CB; Mike Watts, CB; Jerry Williams, DB; Paul Williams, NG; Cal Wilson, DLH; Clarence Young, FS; Mike Zent, DB; Bob Zoss, DHB

**30**  
Jaimie Ahler, FS; Ron Bell, FB; Dan Belu, K; Mike Belu, LB; Mike Blastick, FB; Gene Boyd, LB; Narlin Clancy, DB; Richard Czerneda, FB; Roger Davidson, FB; Rob Decker, FB; Jarrell Drake, S; Chase Dutra, S; Ron Filippelli, FB; Brett Gaudin, K; John Giroux, FB; Bobby Howard, TB; Charlie Klingensmith, K/P; Jeff Kollat, WR; Paul Kropp, FB; Tony Michalek, DE; Steve Nagg, G; Casey Nowinski, LB; Andy Payne, K; Nathan Rabideau, FS; Dro Robinson, RB; Ed Saar, FB; Sedic Suggs, FB; Chris Taylor, RB; Dick Wyczaowski, B; Mark Zellmer, FB

**31**  
Frank Anderson, FB; Jerry Anderson, FB; Andre Booker, WR; Byron Broome, FB; Aaron Burns, DB/WR; Jordan Canada, WR; Don Cromer, FB; John Davis, RH; Ken DeGiacomo, FB; Kyle Dietrick, WR/S; Joey Eloms, DB/WR; Joe Ford, OLB; Frankie Franklin, RB; Jim Howard, FB; Bill Huff, LB; John Huzvar, G; Fred Kalil, LB; Craig Kumerow, DE; Unrico Lloyd, DB; John Malone, FB; Tyler Natee, RB; Stew O'Dell, FB; Robert Peake, QB; Hank Pose, HB; Andre Powell, FB; Drew Robbins, K; Lee Rose, LB; Sauni Savini, LB; Deonte Smith, LB; Luke Stone, FS; Harry Wardlow, CB; Kevin Welch, WR; Kenyetta Williams, TB; Trammel Woods, WR; Bart Woodward, DB; Paul Yarian, DE

**32**  
Page Benson, B; Jim Caldwell, FB; Dennis Cremeans, FB; Don Cromer, FB; Bob DeStefano, FB; Ray Gmuca, FB; Rex Grossman, FB; Don Heistand, B; Jerry Johnson, LB; Charles Kelly, FB; Kevin King, DE; Bob Nichols, LB; Richard Olsen, RB; Simon Raigne, FB; James Randall, LHB; Mike Sheets, FB; Doug Sybert, LB; Anthony Thompson, TB; Charles Young, FB

**33**  
James Bailey, FB; John Bartkiewicz, FB/RHB; Joseph Bartkiewicz, E; Len Bartkiewicz, FB; Mike Baughman, S; Don Bodway, FB; Ricky Brookins, RB; Roger Davidson, HB; Earl Doloway, B; Earl Fisher, LHB; Sean Glover, TB/FB; Chuck Howard, FB; Glynn Johnson, RB; Vic Jones, FB; Kevin Kellogg, K; Joe Kleinsmith, S; Rick Layman, LB; Nate Lundy, FL; Nick Lysiohr, FB/ QB; John Mineo, TB; Maurice Osborne, LB; Edward Schienbein, B; Zack Shaw, DE/OLB; Damon Sims, LB; Jim Smith, FB; Walter Smoot, FB; Jason Sullivan, FB; Dick Tewksbury, LH; Ernie Thompson, FB; Ralph Thompson, HB; Yamar Washington, RB; Barry Way, TB

**34**  
Jacari Alexander, LB; Rene Banks, LB; Page Benson, B; Quinn Buckner, S; Kevin Bush, DE; Russ Diller, FB; Tony D'Orazio, FB; Bob Fee, LE/F; Gary Gmuca, FB; J.W. Huff, LB; Harry Jagade, FB; Willie Jones, FB; Andrew





# ALL-TIME ROSTER BY NUMBER

Kaiser, FB; Jim Kerekes, FB; Jake Kocal, WR; Arthur Maloney, B; John Meegan, FB; Arnold Mickens, FB; Cal Miller, FB; Thomas Mouser, FB; Willie Northern, FS; John Pannoza, FB; Will Patterson, LB; Tom Polce, FB; Paul Prather, SS; Devine Redding, RB; Brandon Rogers, LB; Bill Seach, FB; Derrick Terrell, LB; Jerry VanOoyen, FB; Jack Walsh, FB; Robert Williams, G

## 35

Lawrence Barnett, CB; Jim Birr, E; Harold Carney, G; Quai Chandler, DB; Jay Davis, LB; Robert Dean, B; William Dozier, RH; Greg Farrall, FB; Tom Fleming, LB; Myles Graham, RB; Russ Higginbotham, E; Jack Holder, FB; Fred Huff, T; Joe Huff, OLB; Harry Jagade, FB; Shaquille Jefferson, S; Mike Kkrivoshia, FB; Vince Lidy, WLB; John Lindgren, SS; Marlin Lynch, RB; Howard Martin, FB; Ryan Marando, LB/DE; Joe Norman, LB; Tom Nowatzke, FB; Lane Oxley, LB; Prince Pack, RB; Harold Phillips, LB; Pete Pihos, FB; Nathan Rabideau, WR; John Rabold, WR; David Rogers, RHB; Milan Sellers, FB; Carl Smith, LB; Ken St. Pierre, FB; Nile Sykes, DE/OLB; Bob Taylor, FB; Mitchell Voss, P; James Yore, FB

## 36

Aaron Arbutck, LB; Tim Bennett, DB; Robert Desman, FB; Vernal Edwards, CB; Jon Eickstead, LB; Mike Fette, FB; Rusty Fishel, FB; Myles Graham, RB; Dan Kinsey, LB; Gary Love, RH; Don Matejko, FB; Steve Matthews, HB; Eddie Miller, WR; William Misiak, RH; Shane Moat, SLB; Kevin Piet, WR; Paul Prather, FS; James Roberson, LHB; Troy Roberts, CB; Mike Rose, OLB; Eddie Rucinski, E; Edward Slosky, RB; Joshua Stoffregen, DB; Landon Story, WR; Bozidar Stoshitch, B; Collin Taylor, WR; Shane Thomas, FB; Chuck Thomson, LB; Erich Toth, P; Bob Uhlemann, FB; Dan Whitaker, S

## 37

James Allerdice, B; Ted Aucerman, FB; Arnold Bowman, FB; William Bradley, RHB; Brian Coleman, DB; Richard Cooke, CB; Thomas Dailey, LG; Kevin Duffy, LB; Jake Evans, G; Matt Foss, SS; Edward Fritz, FB; Todd Garner, CB; Steve Goodrich, TB; Eddie Herbert, B; Jack Kaminski, LB; Robert Kenderdine, E; Dale Keneipp, FS; Joel Kirby, FB; Kyle Koester, FB; Steve Lee, FB; Mike Lopa, FB; Vic Malinovsky, LB; Nicholas Marks, OB/E; Hugh McKinnis, LB; Mark Murphy, LB/S; Darwin Nunn, LB; Tyson Picken, P; Dan Preger, B; Don Richardson, FB; Rod Rydzewski, LB; Josiah Sears, FB; Jay Tate, FB; Bob Taylor, LB; Collin Taylor, WR/S; Greg Weeks, LB; Mark Weiler, LB; Kevin West, K

## 38

Leonard Bartkiewicz, FB; Steve Blythe, LH; Reggie Bryant, LB; Tom Burgess, FB; John Cannady, C; Justin Carrington, RB; Dan Casselman, LB; Randy Cate, LB; Henry Cunningham, S; Saute Dean, LB; Rob Decker, FB; Mike Dumas, FS; Mike Dumka, E; Jim Ehrensberger, LB; Jerry Ellis, SE; Edward Fritz, FB; Carmen Gondoli, RHB; Damon Graham, WR; Dan Grossman, LB; Ryan Hamre, P; Jimmy Hunter, DE; Kevin Kenley, LB; Shawn Major-Winston, RB; Casey McGovern, SS; Michael McGrath, FS; Bob Moynihan, LB; Chris Reitzig, WR; Isaiah Roundtree, RB/WR; Marshall Steward, DB; Fred Vaiana, FB; Garrett Welch, S; Robert White, B; Nick Zachery, WR

## 39

Kenny Arnold, LB; Bill Bordner, LB; Quai Chandler, S; Ron Corradini, SS; Jerry Dorsey; Donald Henkle, FB; Chip Hilling, OLB; Greg Grenda, FB; Kevin Kenley, LB; Sam Lee, RB/WR; John Lobodzinski, FB; Scott Madson, LB; Brandon McShee, DB/LB; Will Meyers, S; George Miller, C; Kyle Moffatt, SS; Corbin

Morwick, LB; Kris Mucci, CB; Jamie Pilson, FB; Louis Pinnock, FB; Bill Reisert, SS; Lee Robinson, FB; Steve Sanders, LB; Rob Spicer, LB; Dave Stewart, DE; Jason Storbeck, LB; Bill Tignor, B; Erich Toth, P; Yamar Washington, RB; Mike Williams, CB

## 40

Antonio Allen, S; Josh Bailey, CB; Darren Bush, LB; Jade Butcher, FL; Chris Gall, FB; Mark Claahsen, OLB; AJ Darring, TB; James Dewar, LHB; Jim Ellenwood, E; Scott Genrod, LB; Ty Henderson, FS; Tim Hines, TB; Reggie Holmes, FB; William Holzbach, LHB; Josh Johnson, LB; Don Jones, RHB; Reakwon Jones, LB; Tom Kendrick, TB; Dave Klenden, FL; Matt Kurz, S; Dan Lintner, DB; Jason May, CB; John Miller, LB; Eric Mobley, FB; Noah Parker, DE; Ben Raimondi, HB; Joe Stebbins, SS; Brian Storey, TB; Bill Takacs, TB; Bob White, B; Jack Willis, C; Marvin Woodwood, HB; Matt Zakrzewski, FB

## 41

Mel Averietti, HB; John Babcock, C; Bo Belden, LB; Andy Bibbs, LHB; Don Brodie, LH; Mike Buchianeri, G; Max Dedmond, TE; Chuck Fawcett, WB; Gil Frisbie, DLH; Kevin Frye, TE; Joe Gilliam, LHB; Matt Hansen, FB; John Henry Jackson, TB; Greg Jensen, FS; Eugene Jones, RB; Aaron Key, SS; Jerry Lee, DE; Mike Linko, HB; Alan Lineman, LHB; Charlie McCDaniel, T; Tom McDonald, TB; Keith Morgan, SS; Don Myers, LB; Clyde Newton, LB/RB; Thomas Ritchie, RHB; Tim Sergi, DB; Julius Simchick, C; Derrick Terrell, LB; Jim Teter, DHB; Pete Thorn, FL; Harold Waterhouse, CB

## 42

Brent Baer, FB; Marcelino Ball, DB; Brian Barrett, OLB; AJ Bragalton, G; Woody Bryant, FB; Ulysses Burnett, FL; David Cooper, LB; Brady Dorn, LB; Bruce Ellwanger, HB; Robert Enoch, HB; John Gentile, LG; Nolan Guedel, S; Andre Hall, SS; Robert Hoemschemeyer, B; Dan Irish, FB; Rick Layman, LB; Malcolm Levi, B; Norman Mackin, TB; Joe Maroon, TB; Michael McGrath, CB; William Mulcahy, HB; John Okleshen, LB; Louis Palmer, OLB; Robert Parrish, LB; John Roggegan, TB; Joe Romano, LH; Del Russell, HB; Chad Sherer, LB; Josiah Sears, RB; Duane Stone, CB; Ray Terry, HB; Shane Thomas, TB; Joey Turner, LB; Don Warner, TE; Damon Watts, FS; Bill Weeks, SE; Dameon Willis, Jr., LB; Dan Wingard, FB

## 43

Neal Alford, E; Dan Boggan, TB; Glenn Brooks, FL; Steve Butterfield, LB; John Byrne, RH; Andre Carter, TB; Jerry Dotson, LB; William Driver, QB; Matt Egenoff, LB; Brett Gaudin, C; Luke George, FB; Brandon Grubbe, S; Tom Hendrickson, LB; Mike Hunter, DRH; Lonnie Johnson, FB; Willie Jones, TB; Tom Kalert, LB; Kyle Kilion, LB; Jim Kocsis, TB; Brian Koenig, WB; John Kokos, RT; Lester Jun, FB; Matt Mayberry, LB; Mike Naddo, C; Jon Pilch, LB; Jamie Pilson, FB; Dave Reider, DHB; Courtney Snyder, TB; Ishmael Thomas, LB; Dameon Willis, Jr., LB; William Zeller, LH

## 44

Brandon Baker, MLB; David Ballou, FB; Michael Batts, TB; Tyson Beattie, P; Leonard Bell, SS; Dean Eickstead, TB; Ric Enis, FB; Eugene Gedman, FB; Roger Grove, HB; Greg Harvey, FB; Tom Hendrickson, SS; William Hillenbrand, B; Jim Howard, FB; Barry Johnson, LH; Darius Johnson, LB/DE; Lonnie Johnson, TB; Toby Kerns, FB; Rod Lawson, S; Andy Liscinsky, C; Woody Moore, TB; Robert Niermeyer, RHB; Marcus Oliver, LB; Nate Ramsey, WB; Jim Summerral, SS; George Taliaferro, LHB; David Trinidad, WR; Trent Walters, LH; Darin Ward, LB; Andrew Wilson, RB

## 45

Duff Adams, LB; Mike Adams, LB; Steve Amick, TE; Aaron Arbutck, LB; Jaime Baisley, LB; Nick Barnes, CB; Winston Bedwell, E; George Bell, RHB; Tom Bolstad, LB; Armando Bustamante, WR; Dimitrios Carr-Watson, LB/FB; Dane Conwell, LB; William Daugherty, LH; Charlie Duffy, TE; Dave DeMuth, QB; Greg Farrall, OLB; Steve Filipowski, TB; Eric Fleming, FB; Derek Foree, DE; Greg Huff, E; John Ginter, FL; Eric Hickerson, CB; Ralph Fox, E; Willie Hunter, TB; Pete Isom, H; Victor Jones, TB; Ralph Lee, LB; Harold Legel, LH; Joseph Mills, LHB; Ricky Noft, LB; Steve Obremsky, HB; Lane Oxley, LB; Ted Pace, LB; Tim Reid, DB; Chris Reynolds, FB; Ralph See, LB; Gene Sojka, LB; Alex Stischerban, FB; Ernest Thompson, TB; Dave Whitsell, LH; Sylvester Wilson, CB

## 46

Chuck Alexander, SS; Cam Bardwell, CB; Amundsen Barillaire, HB; Bryan Bobay, DT/DE; Lance Brown, DB; Rob Bouchard, FB; Bill Brusce, C; Tom Campbell, RB; James Dewar, B; Dean Eickstead, TB; Howard Elliot, E; Brett Foltz, LB; Jim Helminiak, HB; John Kovatch, LB; Mike Larson, FS; Jerry Leftwich, FL; Jeff McBain, CB; Robert McNamara, RHB; Frank Petrick, E; Steve Porter, HB; Jake Powers, LB; Michael Radford, LB; Ben Raimondi, QB; Mike Replogle, LB/DE/FB; Tyler Replogle, LB; Rob Robertson, LH; Chris Roll, CB; Pat Smith, CB; Rob Sullivan, FB; Dick Waltz, HB; Jermaine Ware, CB; Aaron Warnecke, FS; Joe Winston, TB; Rex Wiseheart, G; Reggie Woods, LH

## 47

Albert Balika, CB; Wayne Benner, QB; Joseph Bodart, RHB; Orlando Brown, TB; Orlando Clemmons, TB; Ralph Davis, CB; Mike Deal, DHB; Mark Deming, DE; Taylor Donnell, TE; Mike Fulk, LB; Bernie Gunza, LB; Mark Hagen, LB; Markus Hardy, FL; Chase Hoobler, LB; Walter Jurkiewicz, C; Gene Johnson, TB; John Kerr, LB; Patrick Kraft, MLB; Brian Koenig, HB; Henry Krupa, C; Jerry Lee, SS; Robert McCray III, DL/OLB; Bill Miller, HB; Ian Reeves, LB; Frank Rishe, DRH; Charles Rogers, FB; Kyler Scott, K/P; Casey Smith, LB; Matt Surface, LB; Carlos Tipton, LB; Sidney Weiss, C; Andrew Wilson, LB

## 48

Marc Bailey, CB; Leon Beckum, LB; Mike Belu, LB; James Brazier, RHB; Ben Cole, FB; Terry Cole, HB; Toby Cole, FB; Steve English, FS; Tom Erickson, FB; Drew Hagan, P; Matt Hansen, FB; Ty Harangody, TE; Jim Helminiak, TB; Paul Maier, LB; Steve Moorman, MG; Dart Ramsey, CB; Chris Roll, CB; Arthur Sandusky, LHB; Don Siles, LB; Kevin Smith, SLB; Ted Smith, TB; Charles Steele, G; Scott Stephenson, LB; Omari Stringer, DL; Alfonso Thurman, LB; Anthony Turi, LB; Melvin Tyler, G; Van Waiters, OLB; Willie Wilson, CB; Robert Young, B

## 49

John Bartkiewicz, FB; Robert Brown, MLB; John Broszki, T; Milton Campbell, RHB/FB; Frank Canarecci, LB; Shane Cannon, LB; Jason Cartwright, LB; Griffen Dahlstrom, LB; Alan Dick, SE; Richard Dilling, HB; Bill Eggebrecht, FS; Grant Gardis, LB; Greg Gooch, DL/LB; Steve Gornak, DE; Jim Howard, FB; Toby Kerns, FB; Andy Liscinsky, C; Marc Longshore, CB; Gary Love, HB; Larry Luder, MG; Milford Marshall, HB; Tim McVay, SS; Kevin Nelson, LB; Fred Nye, T; Ai Phillips, LB; Joe Potraza, DB; Isaac Price, LB/DL; Matt Rials, K/P; Darin Ward, LB; Cal Wilson, RH

## 50

Leonard Alford, G; Mel Becket, C; Joshua Brown, DL; Vernon Chelton, C; Colin Christopher, G; Lewis Cobb, B; Saute Dean, LB; Tony Farruggio, G; Harvey



# ALL-TIME ROSTER BY NUMBER

Freeland, HB; Steven Golebiowski, LB; Chuck Griffith, C; Mark Heidel, C; Steve Helmich, C; Al Horn, C; Art Lehman, T; Michael Louthan, NG; Graham Martin, T; Jonathan Martin, C; Leonard Patrick, C; Jake Reed, OL; Doug Rhodus, C; Travis Rinnert, LB; Mike Roth, LB; John Sandberg, OL; Mike Sikora, RG; James Simpson, C; Joe Spillane, G; William Syvanteck, RT; Ron Vargo, C; Tom Weiler, LB; Jeff Wieblich, C; Edwin Weitecha, C; Aaron Windbigler, DT; Ted Worcester, C

**51**  
 DL: Amstutz, C; John Babcock, C; Mike Barwick, Jr., DL; Chris Bayh, MLB; Bill Brusca, C; Steve Canfield, G; J.C. Coffee, E; Dick Czerneda, C; Brian Finney, C; Joslin Goodman, LB; Greg Guy, LB; Ryan Hawley, LS; Dirk Hines, C; Jack Holder, C; Evans Hughes, C; John Janzaruk, E; Kyle Kennedy, LB; Randy Kobman, LB; Kevin Kruse, LB; Harold Mauro, C; Adam McClurg, LB; Joe Mills, C; George Parker, C; Tom Parker, C; Charles Rzmicz, C; Ben Smith, DT; Terrance Thomas, DL; Steve Tillery, LB

**52**  
 Tony Aloisio, C; Tyler Altman, LB; Reb Brock, OLB; Bill Brusca, C; Tyler Burgett, LB; Gary Eckert, G; Joe Grubisch, C; Mike Hutsco, C; Ken Kaczmarek, LB/G; Tom Kalert, LB; Paul Knipscheer, K; Arnold Knoerl, G; Fred Lautar, C; DaVondre Love, OL; Robert Patty, T; Geoff Poyle, C; Matt Rapanos, DT; Jeff Robinson, DE; Mike Scaletta, LB; Beau Schwengman, C; Jay Seib, C; Jarrod Smith, OL/DT; Donald Soukup, G; Arnold Steeves, C; Mark Stevens, C; Joe Tate, C; Bob Tillery, James Vesel, C; Don Wahl, T; Gene White, G; Jim Worstell, C

**53**  
 Bill Allen, C; Steve Applegate, C; Emile Bass, DT; Brandon Bugg, LS; Mark Deal, C; John Dolan, C; Tim Dugan, G; Wayne Ethridge, C; Colin Frost, LS; Kevin Glaser, LB; Jamaruk Gorman, G; Archie Harris, E; Shawn Heffern, DL; Glenn Holubar, RLB; Ray Kurowski, C; Jerry Lotz, T; Nick Lysohir, C; Jon Martin, C; Larry Martin, G; Anthony Milazzo, C; Jim Miller, C; Brad Moore, LB; Tom O'Connell, LB; Donnie Thomas, LB; Jeff Thomas, LB; Josh Ugoletti, LB; Fred Unger, C; Dave Zyzda, NG

**54**  
 Walt Bomball, G; Ja'merez Bowen, DL; James Brinton, C; Tom Buck, LB; Tim Bugg, LS; Dwight Gahn, C; Steve Georgakis, LT; Bruce Henderson, LB; Mike Ijams, C; Walter Jurkiewicz, C; Chris Lee, C; Garrett Libertowski, LB; Jamie Lukaszewski, LB; Patrick Mallory, C; Francis Oleksak, C; Karl Pankratz, LB; Dan Phillips, DE; Mark Ramsey, LB; John Rzmicz, C; Dave Reda, C; Doug Schlereth, DT; Randy Smith, Richard Tackett, C; John Tavener, HB; Walter Thomas, C; Tom VanDyck, C; Bob VanPelt, C

**55**  
 Dan Bauer, NG; Brandon Bugg, LS; Rod Carey, C; Chris Clarke, SST; Coy Cronk, DT; John Dolan, C; Ronnie Ferrari, C; Ernie Ferrario, C; Colin Frost, LS; John Giangiacomo, C; Cordell Gill, LB/G; Jamaruk Gorman, G; Willard Hansen, T; Jerald Hooker, C; Bob Jones, DT; Deonte Mack, DL; John Maycox, G; Jake Michalek, LB; Thomas Moorehead, E; Ray Plain, C; Russ Richardson, DL; Jabar Robinson, LB; Jim Sakanich, G; Carl Smith, DE; Bob Stebbins, C; Robert Stevenson, T; Brock Strom, C; Chuck Sukurs, C; Howard Wright, T

**56**  
 B.J. Allen, G; Lorenzo Ashley, RT; Will Barada, G; Jodie Clemons, DE; Terry Colby, C; Frank Crossland, C; Joe DeFillippo, C; Dennis Edwards, OLB; David Fiegle,

LB; Jason Gaines, OLB; Don Holland, LG; Mike Ijams, T; Andy Imes, LB; Gene Johnson, LB; Jack Kaminski, LB; George Karstens, C; Dan Kendzierski, RG; Dave Kinny, C; Ed Krulewitch, WSG; Nick Mangieri, DE/OLB; Larry Martin, C; Bill McDonald, C; Phil Neuhouser, G; Patrick Oldham, OL; Noah Parker, LB; Mel Patton, MG; Stan Pfander, LB; Brady Shields, LB; Todd Smith, G; Dave Spungen, T; Gary Staab, C; Jerry Sundley, C; Tom VanDyck, C; David Vaughn, SS

**57**  
 Pete Bachman, OL; Bernard Berger, C/G; Ken Berrick, LB; Craig Brinkman, LB; Arthur Buechel, C; Dan Bueter, C; Bob Cameron, G; Corby Davis, FB; Joseph DeFillippo, C; Ray Dumke, B; Dave Edds, G; Ernest Ferrario, C; John Fife, SSG; Tim Gardner, OL; Jon Goodin, G; Mel Groomes, RHB; Josh Johnson, LS; Matthew Karls, WSG; Jammie Kirlaw, DE; Tom Lahey, DT; Kyle Loechel, LB; Jeff Marx, G; Jason McWilliams, LB; Brad Mitchell, LB; Brad Myers, T; Charles Myers, WSG; Mark Rodriguez, DT; Bob Scharnowski, LB; Jeff Slabaugh, C; Dave Stuck, DT; Mike Stumpf, G; John Tavener, C; Bob Tillery, LB; Brian Tillery, T; Doug Warmbier, G; Kyle Warnier, LS; Tom Woodard, C; Ben Wyss, OL

**58**  
 Joe Black, C; William Buckner, FB; Steve Campagnoli, C; Josh DeWitt, C; Patrick Dougherty, DL; Vince Fisher, DT; Ross Frisbee, RG; Brad Gecina, SLB; Dennis Gedman, SSG; Joseph Guthrie, T; Chris Hofmeier, DT; Rick Kominarek, LB; Jim Macleish, WSG; Tyler McGuigan, OL/DL; Curt Mettam, LT; Kenneth Moeller, C; Matt Moses, OL; Bob O'Keefe, G; Michael Parmelee, LG; Pete Piccirillo, RG; Robert Roberts, LB; Steve Sanders, LB; Steve Schreckengast, DT; Tom Sfura, C; Duane Sizemore, G; Greg Swartzkopf, LB; Konrad Thomas, LB; Phil Trinter, T; James VanSlyke, C; Ted Verilhay, LB; John Weaver, C; Courtney Young, DT

**59**  
 Frank Ambrose, G; Mike Anderson, DT; Joe Cindrich, SS; Ray Coleman, WSG; Salvatore DiPietro, LT; Eugene Drost, RG; Peyton Eckert, DT; Herschel Estridge, G; Herman Fowler, DE; Keith Gerst, C; Cleo Harbison, LB; Chris Holder, DE; Dennis Jerry, WST; Dick Kadish, DT; Michael Mihelic, G; Mark Naaman, LB; Garon Oseff, T; Clem Pantalone, RG; Joe Polce, C; Ray Poponyak, T; Dave Prugh, DT; David Ray, C; Mike Reiter, OL; Gayle Robinson, LB; Pat Ronzone, B; Don Schanz, G; Paul Schwartz, C; Kevin Speer, C; Bill Sullivan, DRG; Greg Swartzkopf, LB

**60**  
 Trevor Abbs, T; Gary Autry, G; Joseph Bicek, LG; Bob Boak, RG; John Bochnicka, G; Cleveland Brooks, G; William Buckner, LT; J.C. Coffee, G; Daniel Coughlin, RG; Bob Crable, G; Don Croftcheck, WSG; Richard Cyphers, T; Dave Edwards, LB; Benny Fioritto, G; Justin Frye, DL; Jerry Grecco, DT; Bill Kerr, G; Tom Lukawski, G; Will Matte, C; Gordon May, G; John Maycox, C; Troy Newton, G; John Olmstead, G; Dan Piercy, NG; Joseph Postulka, G; Jody Rogers, NG; Bob Vecchio, SSG; Craig Walls, LB; Pete Weber, G; Henry Whitfield, G; Stu Williams, DT

**61**  
 Chris Ahlfeld, OL; Richard Barnhart, LG; Robert Battaglia, LG; Ronald Battarell, LG; Dan Boarman, G; Steve Canfield, G; Frank Coufalik, SSG; Dennis DeBlasis, WSG; Mike Eikenberry, G; Nate Evans, C; Sheldon Gayle, Troy Harker, T/G; Amonte Hollomon, LB; Ira Judge, SSG; Ken Kaczmarek, LB; Kevin Kelly, LB; William Kincaid, T; Ethan Linn, T; Loren Malby, LT; Chris Mann, G; Sam McGee, G; Tom McClinton, T; Tim Mills, G; Jason Neel, LB; Anthony Oakley, G;

Robert Ravensberg, LE; Mike Saban, G; Cal Snowden, DE; Jason Stealy, G; Rod Swartz, G; John Taylor, G; Derrick Toran, OLB; Mike Wilcox, G; Ben Wyss, OL

**62**  
 Leonard Alford, G; Bill Bergman, DRG; Melvin Branch, SSG; William Bringle, G; Charles Brown, RG; Greg Brown, DT; Howard Brown, G; Frank Ciolli, LG; Nathan Cornett, DT; Doug Dove, SSG; Ralston Evans, OT; Joe Fitzgerald, LB; Larry Galofaro, RT; Jim Hannon, G; Dave Hightshue, SSG; Bill Holder, LG; Tom Houts, LB; Greg Jenkins, OL; Dane Kemp, DT; Brandon Knight, OT/TE; Fred Lautar, G; Jordan Marquette, OL; Gordon May G; A.C. Myler, T; Robert O'Keefe, G; Richard Parobeck, G; Anthony Pecoraro, G; Pete Piccirillo, RG; Al Rucinski, B; Dave Stuck, T; Joe Szabo, G; Matt Szymakowski, G; Terry Tallen, LB; Lloyd Tighe, LG; Alex Trombetta, SSG; Ralph Wagner, LG; E.G. White, G

**63**  
 Bob Battaglia, WSG; Jay Cantwell, G; Dave Cook, C; Doug Crim, G; Rich Delsanter, G; Don DeSalle, G; Brian Finney, C; George Fowler, B; Richard Haiston, RG; Howard Hamilton, RG; John Hammerstein, DT; John Johnson, WSG; Jeremiah Kellam, OL; Pete Koryak, G; Charles Leo, RG; Tyler Lukens, OL; Mike Marchewka, MG; Larry Martin, RG; Ronald Mikula, WSG; John Morgan, G; Casey Nowinski, LB; Milton Owens, OL/DL; Jerry Paige, T; Tom Schuette, RG; Lawrence Usher, E; John Wade, RG; Doug Warmbier, G; Steve Weissert, G; Gene White, G

**64**  
 Nick Abruzzo, T; Joe Balaban, RG; Fabiene Boone, DE; Al Bragalone, G; Mike Budney, DT; Randy Cate, LB; Breandan Conley, LB; John Connors, LT; Adam Del Rio, LB; Charles Dixon, WSG; Ken Ellis, WSG; Robert Harbison, RG; Brian Harstman, DT; Shawn Heuchan, G; Mike Hohl, DT; Don Howell, LG; Gene Jeric, G; Mark Johnson, DT; Bill Jones, T; Tom Meadows, SSG; Lamar Mills, DT; Chris Morris, T; Mike Napoli, DT; Tim Radtke, G; Collin Rahrig, OL; Robert Ricketts, G; Shaton Ross, T; Bob Russell, LG; Pete Saxon, DL; Dean Shumaker, G; Bill Sparhawk, G; Steve Williams, DE; Joseph Zuzga, G

**65**  
 Gerhard Ahting, T; John Allen, G; Frank Ambrose, G; Dan Camplesse, RG; Terry Colby, G; Larry Coleman, SSG; Marc Damisch, OL; Joe Dedic, G; Joe Doggett, G; Tim Dowdell, G; Grant Gardis, G; Bob Geers, DT; Matt Genasci, G; Jeff Goldin, G; Jim Graessle, T; Ted Karras, RG; Jeremiah Kellam, OL; Lou Kollias, LG; Joe Kremer, DL; Jeff Lemirande, G; Francis Lionis, G; Dave Martin, WSG; Louis Minelli, RG; Kenneth Moeller, C; Mike Mondovics, LG; Al Nowak, G; Ray Olsen, DRG; George Parker, C; Mickey Parmelee, RG; Michael Rabold, G; Wes Rogers, OL; Jeff Sanders, OL; Matt Snyder, G; Charles Steele, G; William Stevens, T; Robert Such, LG; John Wade, G; Robert Walther, G; Pete Weber, G; Keith Whitlock, DT; Lou Zbrozsky, G

**66**  
 Clarence Bauer, G; Carmen Bencivinni, SSG; Aaron Bern, OL; James Broyles, G; Elvin Caldwell, WSG; Sam Congie, RG; Rocco DeCicco, LB; Troy Drake, DT; Don Evans, G; Jack Francis, G; Thomas Hall, LG; Rick Ishida, MG; Danny Marr, DT; Dennis Mills, MG; Keith Morran, G; Charlie Murphy, LB; Josh Perich, LS; Jeff Phipps, DE/G; Aaron Price, OL; Bob Riley, T; Edward Roth, T; Lance Royer, WSG; Joe Sweeney, G; Chris Voltattorni, OL; Dean Vonderheide, G; Casimir Witulick, G



# ALL-TIME ROSTER BY NUMBER

## 67

Oree Banks, LG; Gene Battreall, G; Barry Boulanger, WSG; Angelo Burrelli, G; Toby Coffey, LB; Bryan Cooper, T; Willie Davis, T; Russell Deal, RT; Pat Egan, G; Cody Faulkner, OL; Dan Feeney, OL; Jamel Frink, DT; Rin Grossman, QB; Richard Haneline, LLB; Jim Hannon, G; Richard Huffman, T; Kay Hutsell, G; Benyard Jones, DT; Mark Kaiser, DT; Brian Koch, G; Tom Kruey, G; Rob Kvetkus, MG; Craig Marks, T; James McGuire, B; Pat McShane, OL; Dennis Mills, C/T; Eric Moore, C; Carl Nestor, G; Don Noone, SSG; Vincent Oliver, B; Robert Patty, T; Mike Pierce, DE; Ralph Poehls, SSG; Mark Rodriguez, G; Jim Shuck, G; Joel Stubblefield, DE; Danny Thomas, G

## 68

Walter Bartkiewicz, G; Scott Becker, T; Jeremy Belcher, Mike Brown, DT; Gary Cassells, LG; Jason Czaj, DT/DE; Daryl Drummond, C; Bernard Feigen, G; Jason Frye, DT; George Heaton, G; Jack Hienton, DT; Mert Hoangland, LG; Al Hodor, G; Brandon Joyce, G; David Kaminski, OL; John Karlowicz, LG; Mike Keysar, G; Jack Love, E; Dennis Martin, WSG; Graham Martin, T; Jack Martin, B; Chris Matteo, G; Joe Moore, RG; Pat Nutz, G; Marc Powell, S; James Rapp, WSG; Russ Richardson, DL; Henry Robbins, G; Colin Rodkey, OL; Ken Schermer, E; Denver Smith, MG; Mike Stark, OL; Jason Stealy, G; Nick Stellavato, WSG; Ken Strakis, DT, Ted Verithay, DLG; Mike Visnich, DE; Andy Walker, T; Jim Wersky, G

## 69

George Batalis, G; Marsh Blackburn, G; Bob Boak, SSG; Bob Cameron, G; Lyle Carlson, T; Tom Cousineau, LG; Carl Dougherty, T; Sean Edmundson, OL; Derek Frye, DL; George Gianakopoulos, T; Robert Haak, T; Bill Holder, SSG; Bill Hyden, DLG; Mark Kaiser, DT; Ted Karras, RG; Jeff Kovesdy, C; Chris Lowry, OLB; Craig Marks, DT; John Mecklenburg, G; Mick Mentzer, DT; Bill Paulus, G; Mike Pierce, G; Edward Pihonsky, G; Randy Schneider, T; William Smith, RT; Mark Snyder, T; Rocco Tarisana, RG; Brett Taylor, T; Alex Todd, DT; Jim Trimble, T; Mike Visnich, DT; Mike Wasdovich, WSG; Jim Werskey, T; Dick Wheelwright, LG

## 70

Ramon Alexander, E; Jacob Bailey, OL; Bill Bergman, DRT; Ed Bosak, RT; Jason Carroll, DT; Ron Collins, DT; Terry Conley, T; Bob Crable, T; Enoch DeMar, G/T; Robert DeMarco, RT; John DeVries, DT; Tim Eckert, T; Charlie Emerson, OL; Paul Graham, B; Russell Harrell, B; Albert Haywood, DT; Paul Hearn, OT; Ken Hollister, DRT; Allan Horn, C; Ed Ivanyo, T; Bob Johnson, T; Lester Johnson, RT; Bill Jones, T; Kevin Kelly, NG; Doug MacGillivray, RG; Thomas Meadows, SST; Tim Mills, T; Charles Niblick, B; James O'Connor, LT; Justin Pagán, OL; Dan Rhoden, T; John Roper, RT; Wayne Sadowski, SST; Tom Sufra, C; Jim Shuck, C; Joe Simmons, T; Gerry Spahn, T; Alex Trombetta, SST; Lucky Wallace, C; Don Wood, RT

## 71

John Andrews, T; Delfroy Baker, OL; Bobby Brandt, T; Frank Coufalik, SST; Salvatore DiPietro, RT; Phil Dyakstra, T; James Evans, OL; Tom Gallagher, LT; Jim Graessle, T; Steve Gornak, G; Luis Hernandez, DT; Chris Hofmeier, G; Evans Hughes, WST; Bill Ivan, OT; Jeremy Judge, T; Edward Judge, DL; Carl Kirkpatrick, RT; Oscar Lange, B; Jim Logan, G; Doug McCoy, G; Gerald Michko, T; Jerry Morrical, LT; Ed Morris, WST; Robert O'Connell, C; Patrick Oldham, OL; Joe Pawlitsch, DL; Alex Perry, OL; Melvin Piontkowski, LT; Gus Psaltis, T; Chris Smith, T; Dan Spencer, DT; Glen Spinks, G; Ernest St. Jacques, LT; William Syvanteck, T; Terrance Thomas, DL; Carl Varner, T

## 72

Charles Armstrong, LT; Tim Atwood, SST; Derek Barnett, DE; Tom Bove, T; Dave Bradley, E; Henry Dzienslaw, E; John Erickson, RT; Chuck Gannon, T; Andrew Greene, G; Charles Hurley, G; Chris Jahnke, C; Bob Kirk, T; Joe Kostka, G; Charles Leo, WST; Nick Luce, OL; Andrew McDonald, DL; Doug McGuire, DT; Gerald Michko, T; Chad Miller, DT; Todd Oberdorf, T; Rock Osmon, WST; Doug Peacock, T; Jesse Phillips, G; Pete Piccirilli, T; John Scipicea, T; Tim Shickell, DT; Robert Skoronski, RT; Ray Slampyak, RT; Russell Sloss, C; Simon Stepaniak, OL; Joe Sutor, DL

## 73

Gerhard Ahting, T; Craig Atkins, T; William Bammer, G/T; Dan Bassett, E; James Brewer, OL; Howard Brown, LG; Russell Burns, LT; John Dailey, T; Paul Falduto, LT; Moses Gray, SST; Dave Greene, DRT; Shawn Harper, T; Brandon Hatcher, DT/OL; Fred Huff, T; Harry Jagielski, RT; John Johnson, WST; William Jones, T; Ron Klenoski, T; Ron Lewellen, SST; Paul Mandina, DT; Joseph Matesic, LT; Jon Mills, DRT; Clifton Payne, DT; Frank Piwarski, DT; Bob Sikora, T; Chris Simons, T; Dan Spore, G; Bernard Taylor, OL; Andrew Washington, T; John Widaman, E; Bill Wood, T

## 74

John Cleveland, WST; Pita Elisara, T; Charlie Chapman, OL; Mark Filburn, G; Joe Gall, T; Josh Hager, OL; Walt Harris, DT; Steve Heavyside, T; DeAndre Herron, OL; James Hickam, T; Nate Hoff, DL; Jack Janney, SST; John Jones, DLG; Conney Kimbo, LT; John Kokos, T; Chris Liwienski, OL; Chris Mangiero, C; Gerald McDonald, RT; Daniel McGrath, LT; Curtis Mettam, LT; Scott Montoya, DT; Craig Osika, C; Charles Peal, T; Wilfrid Rawl, T; Pete Russo, T; Al Schmidt, T; Mike Sikora, RT; Butch Smrt, DT; John Sunagain, T; Pete Tabaka, DT; Adam Tingle, OL; Randy Willhite, LB

## 75

Kevin Allen, T; Ian Beckles, G; Randy Beisler, DL; Nate Borden, RT; Jason Boyd, T; Steve Georgakis, LG; Rich Goyer, OT; Damon Gregory, DT; Adam Hines, OL; Daniel Holland, RT; Pete Iacino, T; Larry Jameson, DT; John Johnson, WST; Jim Kerekes, WST; Ted Lukachyk, T; Mike McCord, G; Eric Moore, T; Joe Moore, WST; Stone Oluafsi, C; Gregg Orth, SST; Mike Otto, G; Mike Rabold, LT; Richard Rehm, T; Doug Rhodus, LT; John Roper, T; Ed Sidwell, LT; Nicholas Sliger, DT; John Smith, G; William Smith, LG; Bob White, DT; Arik Wolf, OL

## 76

Victor Allotey, OL; Doug Bailey, G; Ken Ball, DT; William Bird, T; Bill Bringle, G; Elmer Burton, DE/DT; Charles Campbell, WST; Russ Compton, DT/MG; Nede DeArmond, G; Dave Easterly, NG; Cody Evers, OL; Mike Field, LT; Ed Harrison, T; Charles Hurley, RT; Chris Jahnke, G; John Jereck, LT; Chris Jones, T; Robert Joseph, T; Kent Landefeld, LT; Steve Lasher, T; Jason Mack, C; James Marck, LT; Wes Martin, OL; Jesse McCune, T; Dan McGrath, LT; Tom Moorhead, LT; Phil Neuhouser, G; Jesse Newkirk, T; Ralph Poehls, WST; Rodger Saffold, LT; John Scipicea, T; Isaac Sowell, T; Dave Spungen, T; Ken Strakis, DT; Alex Trombetta, SST; Rod Walden, DT; Richard Zoll, SST

## 77

James Barker, SST; Bo Barzilauskas, DT; Carl Barzilauskas, DT; Dimitric Camiel, OT; Sam Congie, T; John David, DT; Bruce Davis, WST; Willie Davis, T; John Deebout, DT; Bob Gergely, RT; Josh Hager, OL; Steve Heuser, T; David Knowles, T; Joseph Kruger, LT; Tom Lahey, RT; Kenny Love, DT; Mike McCord, T; Chad

Miller, C; Brad Myers, T; Alex Perez, DT; Ted Ross, LT; Don Shrader, G; Jay Sieb, T; Jeff Slauchag, SST; Joe Sowinski, RG; Glen Spinks, T; Sam Talario, T; Phil Trinter, T; Jacob Wagner, T; Lloyd Wagon, LG; Ron Zilkowski, T; Robert Zimny, T

## 78

Edward Bell, T; Scott Boatman, C; Steve Brown, T; Joseph Checkley, RT; Doug Cusan, RT; Jerry Dempsey, T; Dale Dumke, SS; Charles Emerson, DT; Larry Essenmacher, LT; Tom Freeze, LG; Joseph Gall, T; Robert Gergely, SST; Ernest Ghezzi, G; John Goldsberry, RT; Jim Haas, WST; Berry Handley, T; George Heaton, T; Paul Herron, T; Steve Heuser, T; Jack Hoffman, DT; Bob Iatarola, LT; Arthur Lehman, T; Craig Robben, T; Al Sabol, T; Matt Shelley, OL; Bill Spahrhawk, T; Carl Spitaleri, T; Jason Spriggs, OT; Clay Stuart, T; Doug Swafford, T; Kyle Thomas, OL; Clay Williams, T; Dennis Zeigler, OL

## 79

Scott Anderson, OL; Khalfani Banks, OL; Doug Baumgarten, T; Matt Bomba, DT; Wayne Brusewitz, LT; Bob Corrigan, SST; Mark DiSalvo, DE; Joe Doggett, T; Dennis Evans, T; Cody Faulkner, OL; Marlon Flemming, DT; Jeff Fryar, T; Bill Geiger, T; Anthony Grigutsis, WST; Lin Henderson, RT; Mike Ijams, T; Dan Jakovich, T; Chris Jones, NG; Joseph Kempf, T; Conney Kimbo, LT; Dave Knowles, DT; Frank Koufalik, WST; Arthur Lehman, T; Don Luft, E; Steve Moorman, DT; Brendan Moriarty, SST; Ralph Poehls, WST; Dennis Rose, DT; Frank Smith, T; Bob Sobczak, RT; Rick Spickard, T; James Trimble, T; Vernon Wright, SST; Richard Zoll, LT

## 80

Sam Addison, WR; Chris Banks, WR; Tom Bilunas, DE; Greg Brooks, WR; Charley Byrnes, WR; Ken Carpenter, SE; Gary Cassells, DRE; Robert Corrigan, RE; Mark DiSalvo, LB; Jerry Dorsey, WR; Neal Falter, T; Chris Finley, CB; Mark Fishel, SE; Charles Gallong, E; Travis Gasch, WSE; Robert Gwin, E; Andre Hall, CB; Tracy Harsh, WR; Ted Hasapas, LE; Tom Keeney, TE; Deron Kintner, TE; Paul Kurchurs, SSE; Joe Moore, RG; Louis Pinson, DE; John Popka, E; Ronald Rauchmiller, LT; Rob Rydzewski, LB; Tom Templin, SE; Ian Thomas, TE; Emil Uremovich, T; Gene Wallace, LE; Sean White, LB; Dorian Wilkerson, WR; Euell Wilson, WR; Logan Young, WR

## 81

Tony Aloisio, RE; Lars Anderson, TE; Ted Aucreman, WSE; John Aveni, RE; Willie Bates, LB; Donald Bonomo, LE; Bobby Brandt, TE; Charles Chesbro, E; John Congdon, E; Ken Crase, WR; Jack Crouch, E; Tandon Doss, WR; Jordan Fuchs, TE; Al Gagne, TE; Greg Guy, TE; Dave Harangody, TE; Ryan Hartman, WR; Bob Kizer, TE; Rhett Kleinschnitt, WR; Paul Kubolnicky, RE; Ernie Kovatch, LT; Willie Middlebrook, SSE; Lou Mihajlovich, RE; Keith Morran, TE; Larry Morwick, DE; Mike Napoli, TE; Robert Ricketts, E; Tony Rocco, WSE; Trent Smock, WR; Damian Swain, WR; Joe Tracz, TE; Phil Tremaine, WR; Terrance Turner, WR; Dwyuce Wilson, WR

## 82

Dewey Alverson, RE; Joe Bartkiewicz, RE; Brad Bostic, TE; Greg Bowen, FS; Tim Capen, WR; Francis Carter, RE; Caleb Cornett, WR; Hugh Craton, RE; David Day, WR; Kendrick DeKoning, OLB; Mick Deumba, TE; Charles Dillard, LE; Richard Frank, E; Jim Grubaugh, C; James Hardy, WR; Robert Hatfield, E; John Heaton, WSE; Greg Hobbs, WR; Allen Jackson, LB; James Kirwan, DT; Dave Lijia, TE; Ed Maguire, DE; William Mitchell, RE; Keith Morran, TE; Dre Muhammad, WR; Edward Nemetz, LE; Tom Padgett, TE; Pete Pihos, E; Roosevelt Robertson, WSE; Michael Robinson, WR;



# ALL-TIME ROSTER BY NUMBER

Tom Schwartz, E; Mark Smythe, DT; Dan Spahn, E; Dan Spencer, T; Luke Timian, WR; Tom Trainer, WSE; James Wallace, LB; Sylvester Wilson, F; Robert Zoll, TE

## 83

Kenny Allen, WR; Jerry Anderson, E; Lorenzo Ashley, SSE; Jamie Barber, FS; Ted Bolser, TE; Francis Carter, RE; Mike Clark, SE; Norman Craft, E; Kris Dielman, TE/DL; Taylor Donnell, TE; Austin Dorris, TE; Mike Eikenberry, DE; Patrick Fellinger, LE; Tate Harbottle, LB; Frank Hoppe, LE; Ed Kalupa, TE; Bob Kizer, TE; Ted Kluszewski, E; Tom Kruyer, DE/G; Matt O'Neal, TE; Dan Powers, TE; Bill Quinter, WSE; Steve Rohe, DE; Jim Sniadecki, LB; Chris Swartz, WR; Frank Torak, E; Paul Walker, E; Sean White, OLB

## 84

John Aveni, LE; Robert Bass, OLB; Jeff Beaton, OLB; Jason Boyd, TE; Jamonne Chester, WR; Rod Coleman, TE; Bill Couch, SE; George Edgar, TE; Matt Ernest, WR; Danny Friend, TE; Ken Gipson, TE; Gary Gooden, WR; John Gorkis, E; Don Henry, E; Edward Kane, RE; Pat Kerin, TE; Jim Kinner, G; Scott Kusiak, WR; David Lewis, WR; Bill Malinchak, WSE; Brown Marks, DL; Dave Martin, SSE; Steve Mastin, TE; Randy Maxwell, TE; Jack Nash, E; John McNulty, RE; Ron Miller, RE; James Moss, E; Bill Peterson, WR; James Peterson, E; Roy Pratt, WSE; Frank Prosek, SSE; Eli Rasheed, DT; James Robertson, LE; John Robertson, RE; Edward Roth, T; Kees Scarff, WSE; Bob Stephenson, TE; Jacob Wagner, DL; Jerry Wiseman, DE

## 85

Tony Abraham, LB; Stephen Anthony, TE; Matt Bomba, OLB; Lou Christofoli, OLB; Michael Cooper, TE; John Debbout, DE; Bob DeStefano, WSE; Mark DiSalvo, DE; Brian Faires, DE; Robert Fee, LE; Douglas Ferry, SSE; Doug Finlayson, SE; Rich Goyer, TE; Brian Hammermeister, WR; John Heaton, PK; Jim Kerekas, SSE; Ralph Kinsey, TE; Ben Klusmeyer, TE; John Koenig, TE; Alex Kurnick, OLB; Scott Kusiak, WR; Thomas Lewis, WR; Charles Love III, WR/TE; Lance Malott, OLB; Willie May, LE; Mark Mikozek, TE; Ron Miller, WSE; Kent Myers, E; Mike Ross, TE; Matt Rohan, TE; William Uecker, RE; Ryan Watercutter, TE; Tom Weidenbender, TE; Sam Winston, LE; John Zuger, LE

## 86

Abe Addams, LE; Mark Ames, LB; Cliff Anderson, E; Ed Beaman, DE; Craig Brinkman, TE; Richard Bruenoehler, E; Matt Buchholz, TE; Damien Chaubert, LB; Earl Faison, SSE; Delnor Gales, LE; Joseph Gedeon, P; Paul Haan, WR; Casey Haines, TE; Marqui Hawkins, WR; Virgil Horne, SSE; Tim Jordan, TE; James Kerins, E; Daniel Knox, WR; Charles Mallory, LB; Mike Marchewka, TE; Brad Martin, TE; Bill McCaa, DE; Tom McKinnon, TE; Scott McNabb, TE; Chandler Miller, WR; Leroy Moon, LG; Alan Myszewski, TE; Larry Napolitan, E; Paul Phillips, TE; Michael Robinson, WR; Kevin Spencer, WR; Joe Sweeney, TE; Jeff Tonner, SE; Tyne Westover, TE; Guy Wheeler, SE; Bernard Whittington, DE; Terry Woodburn, FL

## 87

Rob Allan, TE/LB; Eddie Baety, WR; Stephen Baxter, WR; Robert Curley, SS; Gene Dahlin, SE; Dave DeMuth, SE; Bob Fiorini, WSE; Stoner Gray, CB; Aaron Halterman, TE; Dave Hoehn, DE; Frank Hoppe, E; Al Kamradt, TE; Pat Kane, E; Len Kenebrew, WR; Nick Lysohir, QB; Joe Maglish, LE; Tom Moorehead, LT; Dave Mounts, SSE; Mitchell Paige, WR; Matt Parker, TE; Merle Reed, E; Terry Saunders, TE; Glen Scolnik, WR; Bill Seach, SSE; Dick Silverthorn, RE; Frank Skoronski, LE; Kenny Smith, E; Al Thurman, LB;

William Uecker, E; Troy Wagner, TE; Guy Wheeler, WR; Aaron Williams, DE; Winston Williams, WR

## 88

Sam Addison, WR; Lloyd Anderson, SSE; John Andrews, TE; Bill Armstrong, SE; Damarlo Belcher, WR; Calvin Bell, OLB; Stephan Benson, WR; Brad Bomba, RE; Anthony Corsaro, TE; Spencer Cummings, LB; Dick Deranek, RHB; Jon Eckstead, DL; Dereck Foree, DE; Mike Friede, SE; Trent Grant, OLB; Ross Hales, TE; Ted Hasapes, E; Robert Inserra, LE; Pat Kerin, TE; Bob Lawrence, RE; David Lewis, WR; David Little, WR; Bob Long, SE; Ken Long, SE; Sterling Mintzer, TE; Dan Piercy, DT; Nick Sexton, TE; Ed Sidwell, T; Doug Swofford, TE; Harry Tallon, E; Aaron Udler, TE; Dick Wervey, SSE

## 89

John Aveni, E; Don Bonomo, LE; Chad Campbell, LB; Bill Couch, SE; William Driver, LE; Doug Dunlop, DE; Howard Elliot, E; John Gorkis, RE; Duane Gunn, WR; John Hanahan, S; Tom Hanson, OLB; Greg Harvey, TE; Joe Johnson, TE; Rudy Kuechenberg, SSE; Ron Kvietsky, DT; Harold Legel, E; Nate Lundy, F; Aaron Molebus, DL; Donald Nymburg, LE; Tim O'Conner, WR; Bill Olasvick, SSE; Craig Osika, TE; Tony Persichetti, TE; Alvin Peterson, E; James Rahman, LE; Peter Rubinelli, E; Chris Rudanovic, TE; Merritt Smith, E; Steve Sparks, F; Eric Stolberg, SE; Dan Thompson, TE; Clarence Todd, CB; Darin Ward, TE; Mike Winslow, DE; Brian Zematits, DL/TE; Mike Ziarko, LB

## 90

Nick Abruzzo, DE; Jeremy Belcher, DT; Walter Caine, RE; Chris Cook, TE; Aaron Del Grosso, K; Jim Dowdle, WSE; John Erickson, LT; Charles Fitzgerald, DT; George Gibbs, RT; Andy Halterman, TE/LB; John Hobson, WSE; Kay Hutsell, T; David Kenney, DE; Bill Manolopoulos, K; Chris McCoy, DT; Marshall McCullough, DE; Chris McLaughlin, TE; Todd Newman, DT; Stone Ohaufi, DL; Mel Parker, G; Geoff Poyle, NE; Dick Proffitt, SE; Jake Reed, TE; Vince Shay, DE; Ozie Sparks, LB; Rick Spickard, TE; Rob Sullivan, TE; Harry Tallon, RE; Eric Thomas, DL/TE; Pete Thorn, TE; Mike Winslow, TE

## 91

Michael Angelo, DT; Bill Baker, DT; Rashaan Baskerville, DT; Jeff Boyd, DL; William Buckner, LG; Terrance Dawson, DL; Matt Dooley, LS; Doug Dove, SST; Nick Ford, K; Ken Fournier, SSE; Jeff Fryar, DT; Steve Gobert, LB; Tom Hilligoss, DL; Dan Kobi, LB; Chris Merritt, CB; Melvin Parker, G; Nathan Rabideau, WR; Eli Radke, DE; Jacob Robinson, DL; Jim Sams, NG; Rob Schmit, DT; Steve Schreckengast, DT; Dereck Shaw, DE; Rick Stover, TE; John Taylor, G; Pete Vanderzweyde, RE; Alan Voorhis, DL; Harvey Wenz, RE; Vernon Wright, WST

## 92

John Allen, TE; Jerry Anderson, SSG; Ken Ball, MG; Dwain Bingham, G; Barry Bronson, DL; John Carson, T; Christopher Cormier, DT; Bob Fiorini, WSE; Richard Frank, LE; Curt Goode, TE; Steve Gornak, G; Paul Gresk, LB; Nolan Harrison, DT; Kenny Kendal, DL; Dan Krivoshia, LE; Al Leake, DT; Greg Middleton, DE; Lamar Mills, DE; Griffin Oakes, K; Bernard Pokrzywinski, SSE; Matt Quigley, OLB; Kemp Rasmussen, DT; Justin Rayside, DE; Mark Snyder, T; Dan Stryzinski, P; Joe Sweeney, DE

## 93

James Barker, DLT; Roger Bir, DT; Nick Cambos, P; Jerry Clarke, DT; Charles Dunn, T; Charlie Emerson, DL; Tom Fisher, T; Ralph Green III, DL; Michael Hines, P; Roland Inskip, SSE; Fred Jones, DL; John Jordan,

DE/DT; Randy Lawson, DT; Charles Leinenweber, WSE; John Lumpkin, DE; Jerry Madlung, DT; Hurvin McCormack, DT; Mike McCurry, DT; Adewale Ogunleye, DE; Marc O'Malley, DT; Mike Ross, TE; Keith Smith, DT; Gene Sojka, LB; Ralph Wagner, LG; Henry Whitfield, G; George Worthing, SE; Ron Zilkowski, DT; Robert Zoll, SSE

## 94

Victor Adayanju, DE; Lloyd Beach, SSE; Tony Brown, DE; Fabiene Boone, DL/TE; Jim Cocanour, SE; Javon Cornley, DL; Sean Damaska, TE; George Doehla, DE; Jim Hudson, MG; John Hynes, DT; Verlin Jackson, RG; Josh Johnson, LB; David Kinniry, LB; Alan Latswah, DE; Charles Marte, TE; George McElhenny, E; Roger Murray, DE; Bill Simon, LB; Corey Taylor, FB; Marty Young, MG

## 95

Doug Bailey, DE; Richard Barnhart, G; Charles Beauchamp, DE; Eric DeBord, DE; Dave Edds, DE; Christian Englum, TE; John Fife, WSE; Bobby Garrison, WR; Troy Grosfield, K; Pete Hall, DE; Walt Harris, DT; Benyard Jones, DT; Don Jones, DE; Walt Jurkiewicz, DRE; Joe Kremer, DT; Dan Marr, LB; William Mitchell, RE; Sean Nelson, DE; Louis Pinnock, DE; Bobby Richardson, DL; Bob Riley, DE; Lee Rose, LB; Jeff Sanders, TE/LS; Terry Smith, WR; Richard Sprau, DRT; Rob Swartz, T; Brandon Wilson, DL; Arik Wolf, DL

## 96

Kyle Badgley, P; Chris Beatty, DL; Yeronimo Ciriaco, DT; Mike Cross, G; Mark DiSalvo, LB; Victor Furiga, G; Frank Hoppe, LE; Brian Hunnicut, DT; John Laihinen, DE; Arnold Marshall, WSG; Derrick Meminger, DL; George Milligan, DT; Jim O'Rourke, T; Bill Pipp, DE; Clarence Price, DE; Mark Rogers, K; Rick Sramek, DE; Trevor Wilmot, LB; Arik Wolf, DE; Richard Zoll, RT

## 97

Cliff Adams, WST; Chuck Allen, DT; Bill Baker, DT; Larry Black, Jr., DT; Keith Burrus, DT; Gordon Bramel, DT; Lyle Carlson, DT; Derrick Daniels, OLB; Willie Davis, DT; Dan Godsil, LS; Jordan Heiderman, DT; John Horich, DRE; Bill Holder, DRE; Martin Lapostelle, MLB/DL; Steve May, OLB; Larry McDaniel, DE; Matthew McGrath, TE; Jim Merrill, DE; Ray Newman, LG; Andy Novak, TE; Matt Prusiecki, P; Eli Rasheed, DT; Bob Spicer, DE; Brent Tisdale, DE; Bill Wolfe, DT

## 98

Jim Bunning, DE; Kevin Burrus, DT; Mike Conti, RT; Nathan Davis, DE; Gary Donatelli, DT; Dennis Edwards, DE; Curt Goode, DE; Darius Latham, DT; Mike McCroskey, DHB; Andy Novak, TE; Darrell Oakley, MG; Tom O'Connell, LB; Bill Perry, SE; Adam Replogle, DT; Dominique Smith, DT; Terry Smith, WR; Daniel Stryzinski, P; Kyle Thomas, OLB; Louis Urbancic, TE; Wendell Vance, RT; Mike Vrsinic, DE; Todd Walker, FB; Tom Weidenbender, OLB

## 99

James Atkins, DL; Derek Barnett, DE; Emile Bass, DL; Doug Bates, OLB; Ken Berrick, LB; Matt Bomba, DT; Ernest Burnett, DT; Chris Burtis, G; Dan DeCraene, DG/T; Ben Ishola, DE; Kendall Flemings, OLB; Nick Freeland, K; Jason Kaylor, DT; James McLamore, TE; Greg Meyers, T; Tim O'Connell, LB; Dave Prugh, DE; Adarius Rayner, DL; Tim Ricker, CB; Tim Robertson, DT; Bob Spicer, DE; Allen Stallings IV, DL; Brent Tisdale, DT; Aaron Williams, DE

- Letterwinners only





# ALL-TIME LETTERWINNERS

Catterton, Wilbert O.	1927, 28, 29	Croftcheck, Don	1962, 63, 64	Dielman, Kris	1999, 00, 01, 02	Emerson, John C.	2005, 06, 07
Chandler, Quai	2012, 13	Cromer, Donald L.	1959, 60, 61	Diectrick, Kyle X.	2010	Endicott, Carl E.	1893, 94, 95, 96
Chaney, Jermaine	1992, 93, 94	<b>Cronk, Coy L.</b>	<b>2016</b>	DiGiulio, James	1991, 92, 93, 94	English, Steve	1983
Chanley, David R.	1970, 71 (Mgr.)	Crooks, Jerrold	1960 (Mgr.)	Dileo, William E.	1935, 36	Englum, Christian D.	2013
Chapman, Charles L.	2011, 12	Crosby, Thomas W.	1915	Dillard, Charles T.	1956	Enis, Rick	1974, 75, 76, 77
Chappell, Benjamin S.	2007, 08, 09, 10	Cross, Michael J.	1979	Diller, Russell J.	1966	Erehart, Archie	1912, 13, 14
Chase, Steven M.	1984 (Mgr.)	Crouch, John J.	1943	Dilly, Donald	1963, 64	Erehart, Mark	1914, 15, 16
Cherry, Harry C.	1935, 36	Crow, Garland J.	1929	DiSalvo, Mark E.	1973, 74	Erickson, Thomas	1964
Chester, Jamonne J.	2010, 11, 12	Crowe, George W.	1953, 54, 55	Dischinger, Donas H.	1934	Ernest, Matthew A.	2008, 09, 10
Christopher, Colin	2001	Crum, Oren K.	1932, 33	DiTtoe, Chris	1993, 94, 95, 96	Etherton, Scott J.	1977
Christy, Al	1981	Crusan, Douglas	1965, 66, 67	Dixon, Mike	2000	Ethridge, Wayne H.	1953
Cichowski, Eugene W.	1954, 55, 56	Cullen, James H.	1891, 92	Dodd, Werter D.	1893	Evans, David C.	1966, 67
Ciulli, Frank	1943, 44, 45, 46	Cunningham, Ashel	1908, 09, 10	Doehla, George D.	1975, 76, 77, 78	Evans, Dennis	1991
Criaco, Yeronimo	1996, 98, 99	Cunningham, Nate	1966, 67, 68	Dodson, Harry C.	1903	Evans, Marlin W.	1979, 80, 82
Claahsen, Mark S.	1983, 84	Curry, Richard	1973 (Mgr.)	Dodgett, Joe	1973, 74, 75, 76	Evans, Mitchell R.	2007, 08, 09, 10
Clancy, Narlin	1997, 99	Czap, Jason	1996, 97, 98, 99	Dolan, John P.	1949, 50	Evans, Ralston D.	2012, 13, 14, 15
Clark, Dennis F.	1974			Dolaway, Earl L.	1940, 41, 42	Evers, Cody J.	2011, 12, 13
Clark, Donovan L.	2014			Domenic, Donald A.	1952, 53, 54	Ewald, Mitchell R.	2010, 11, 12, 13
Clark, Hezlep W.	1904, 05, 06	<b>D</b>		Donnell, Taylor S.	2007, 08	Ewald, Howard W.	1917
Clark, Michael	1970	D'Achille, Louis J.	1950, 51, 52	Donovan, Harry W.	1919, 20, 21	Ewing, Claude M.	1914, 15
Clarke, Christopher C.	1964	Dagg, Gary L.	1971	Dooley, Matt	2011, 12, 13, 14		
Clarke, Jerry	1994	Dahlin, Gene R.	1966	D'Orazio, Tony	1976, 77, 78, 79		
Clasen, William E.	1937, 38	Dahlin, Rodger G.	1964	<b>Dorris, Austin R.</b>	<b>2016</b>	<b>F</b>	
Clausen, Christopher	1979	Dahlstrom, Griffen S.	2010, 11, 12, 13	Dougherty, Patrick	2015, 16	Faires, Brian M.	2006, 07
Clay, Emmons W.	1920, 21, 22	Dailey, John R.	1891, 92	Dorn, Brady	1994	Faison, William Earl	1958, 59, 60
Clemons, Jodie	2001, 02, 03, 04	Dailey, Thomas A.	1952, 53, 54	Dorsey, Jerry J.	1999, 00	Falkenberg, Dean J.	1984 (Mgr.)
Clency, Courtney	2002, 03, 04, 05	Dal Sasso, Chris C.	1934, 35, 36	Doss, Tandon M.	2008, 09, 10	<b>Fant, Rashard A.</b>	<b>2014, 15, 16</b>
Clevenger, Zora G.	1900, 01, 02, 03	Damaska, Sean M.	2013, 15	Dotson, Gerald R.	1999	Farone, Robert	1967, 68 (Mgr.)
Clifford, Joseph E.	1925	Damisch, Marc J.	2009, 10, 11	Dougherty, Carl L.	1974	Farrall, Greg P.	1988, 89, 90, 91
Clifford, Tim	1978, 79, 80	Daniel, John C.	1913	Douglas, Robert E.	1967, 68	Faulkner, Cody C.	2007, 08, 09
Clouse, Cline E.	1912	Daniels, Derrick	1986, 87	Dove, Douglas J.	1960	Faunce, Frank H.	1927, 28, 29
Coachys, Richard M.	1962, 63, 64	Danley, Brandon	2004 (Mgr.)	Doyle, Mike	2002	Faust, Frank F.	1918, 19, 20
<b>Cobbs, Jr., Simmie O.</b>	<b>2014, 15, 16</b>	Danner, Daniel L.	1972, 73, 74 (Mgr.)	Dozier, William E.	1951, 52	Fawcett, Charles C.	1961
Coffee, J.C. Chestine	1943, 44	Darby, Phelps F.	1900, 01	Drake, Troy	1991, 92, 93, 94	Fee, Robert F.	1954, 55, 56
Coffman, Cameron R.	2012, 13	Darring, Al	1979, 80	Drane, Jarrell T.	2009, 10, 11	Feeney, Daniel J.	2012, 13, 14, 15, 16
Colby, Terry	1974, 75, 77, 78	Dauer, Raymond F.	1931, 32, 33	Driver, Hal E.	1907	Fellinger, Patrick J.	1953, 54, 55
Cole, Terry	1965, 66, 67	Dauer, Victor P.	1929, 30, 31	Dubroulliet, Frank D.	1960 (Mgr.)	Ferguson, Fred E.	1895
Coleman, Brian	1995, 96	Daugherty, William L.	1951	Dudding, Joseph E.	1928, 29	Ferguson, William W.	1922
Coleman, Chester F.	1910, 11, 12	Davidson, Roger K.	1970, 71	Dudley, Tyrell L.	1972	Ferry, Marc	1965, 87, 88
Coleman, Erick	1985, 86, 87, 88	Davidson, Thomas R.	1904, 05, 06	Duechting, Jay C.	1972	Fiacabile, Steve	1990
Coleman, Larry G.	1960, 61, 62	Davis, Anthony L.	2013	Duffy, Kevin T.	1964, 66, 67	<b>Fields, Antonio M.</b>	<b>2014, 15, 16</b>
Coleman, Roderick	1989, 90, 91	Davis, Kevin D.	2013	Dumas, Michael	1987, 88, 89, 90	Fields, Michael R.	1965, 66
Coleman, Tevin F.	2012, 13, 14	Davis, Gary	1959	Dumke, Dale E.	1959	Fife, John Joseph	1961
Compton, Russell	1974, 75, 76, 77	Davis, James (Jay)	1991, 92, 93	Dumke, Michael Jr.	1939, 40	Filburn, Mark J.	1981, 82, 83
Congdon, John F.	1944	Davis, John L.	1949, 50, 51	Dumke, Mike	1965, 66, 67 (Mgr.)	Filchick, Frank J.	1935, 36, 37
Congie, Samuel E.	1956, 57, 58	Davis, Merrill S.	1909, 10, 11	Dumke, Ray M.	1938, 39, 40	Filippelli, Ronald G.	1964
Conkle, Frederick A.	1915, 16	Davis, Nathan	1993, 94, 95, 96	Dunbar, Vaughn	1990, 91	Filipovsky, Stephen Jr.	1956, 57, 58
Conley, Sean	1979, 80, 81 (Mgr.)	Davis, Paul Y.	1908, 11	Dunn, Harold L.	1967	Finch, Jeremy D.	2008, 09
Conlon, William F.	1966	Davis, Richard C.	1934, 35, 37	Durkott, John F.	1965	Findley, William A.	1970, 71, 72
Conner, Obauy J.	1997, 98, 99, 00	Davis, Richard	1965 (Mgr.)	Durkott, James	1965 (Mgr.)	Findlay, Douglas A.	1969, 70
Connors, John M.	1951, 52, 53	Davis-Walker, Zachery T.	2008, 09, 10	<b>Dutra, Chase M.</b>	<b>2014, 15, 16</b>	Findling, Willard H.	1939 (Mgr.)
Conrad, Joseph H.	1913	Dawsey, Stacy	1985, 86	Dutter, Homer W.	1908, 09, 10	Finney, Brian	1985, 86, 87
Cook, Christopher H.	1982, 83, 84	Dawkins, William D.	2015	Dyer, Christopher	1990, 91, 92, 93	Fioretti, Bernard H.	1950, 51, 52
Cook, David M.	1974	Deal, Mark	1978			Fischer, James W.	1941 (Mgr.)
Cook, George M.	1895	Deal, Michael	1967, 68, 69	<b>E</b>		Fischer, William T.	1950 (Mgr.)
<b>Cook, Jr., Jameal A.</b>	<b>2015</b>	Deal, Russell J.	1941, 42, 45, 46	Eads, Roy S.	1934, 35, 36	Fisher, Mark F.	1976, 77, 78, 79
Cooper, David C.	2012, 13, 14	Dean, Robert T.	1942	Eagleson, Preston E.	1894	Fisher, Earl E.	1951, 52, 53
Cooper, Gilbert F.	1940 (Mgr.)	Dean, Saute	1995	Easley, Moses L.	1964, 66	Fisher, George L.	1923, 24, 25
Cooper, Michael A.	2014, 15	Debbout, John P.	1968, 71	Eberhart, Elder J.	1921, 22, 23	Fisher, Harry M.	1922
Cormier, Christopher H.	2013	DeBlasis, Dennis R.	1963, 64	Eckert, Gary S.	1976	Fisher, Raymond E.	2006, 07, 08, 09
Cornell, Fred D.	1886, 87	DeBord, Eric J.	1977, 78, 79, 80	Eckert, Peyton	2011, 12, 13, 14	Fisher, Robert H.	1919
Cornett, Caleb J.A.	2013	DeCamilla, Jon B.	1974	Eckert, Timothy R.	1983	Fisher, Robert H.	1981
Cornley, Javon T.	2010, 11, 12	Decker, Robert G.	1969	Eddings, Darryl	1987, 88	Fisher, Scott E.	1922
Corradini, Ronald	1990, 91	Dedic, Joe	1986, 87	Edds, David E.	1972	Fisher, Vincent R.	1983, 84, 85, 86
Corrigan, Robert F.	1958, 59	DeDmond, Max A.	2008, 09, 10, 11	Edgar, George O.	1974, 75, 76, 77	Fisher, Walter H.	1925, 26
Corsaro, Anthony V.	2012, 13, 14, 15	DeGiacoia, Kenneth F.	1964	Edmonds, Otis D.	1930, 31, 32	Fitzgerald, Joseph M.	1981, 82, 83, 84
Corso, Steve	1979, 80	Del Grosso, Aaron W.	2014, 16	Edmundson, Sean E.	2007	Flake, James W.	1980
Couch, William H.	1965, 66	DeMarco, Robert A.	1957	Edwards, Dennis C.	1981, 82, 83	Flanagan, Michael S.	1972, 74
Coufalik, Francis J.	1960, 61, 62	DeMar, Enoch	1999, 00, 01, 02	Edwards, Efron	1985	Fleming, Thomas A.	1968, 1969, 1970
Council, Richard F.	2008, 09, 10	Deming, Mark S.	1972, 73, 75	Edwards, Kirk	1973, 74, 75, 76	Flemings, Kendall L.	1983
Courim, John B.	1925	DeMuth, David A.	1974	Edwards, Michael	1971	Flemming, Marlon P.	1975, 76, 78, 79
Cousineau, Thomas F.	1955, 56, 57	Denny, Thomas E.	1964 (Mgr.)	Egan, Patrick M.	1968	Fletcher, Dawson G.	2013, 14, 15, 16
Coval, Willis N.	1901, 02, 03, 04	Denary, Winfield A.	1894	Egenolf, Matthew	1989, 90, 91	Floyd, Marcus	1997, 98, 00, 01
<b>Covington, Chris</b>	<b>2014, 15, 16</b>	Dernek, Richard H.	1944, 45, 46, 47	Ehrensberger, James	1977	Follett, Adam J.	2010, 11
Cowan, Robert G.	1942, 46	DeSalle, Donald J.	1967, 68, 69	Eickstead, Jon J.	1965, 66	Ford, Joseph E.	1983, 84, 85
Cox, Frank M.	2010, 21, 22	DeStefano, Robert D.	1962, 63, 64	Eikenberry, Michael	1974, 75	Ford, Nicholas A.	2010
Crabbe, Robert A.	1971, 72	DeVault, Brett W.	1979	Elfers, Edmund B.	1900, 01	Fore, Derek	1973, 74, 75, 76
Craft, John A.	1968 (Mgr.)	DeWries, John	1992	Elisara, Pita	1998, 99	Foss, Matt	2002, 03
Craft, Norman A.	1956, 57, 58	Dewar, James A.	1942, 46	Ellenwood, James A.	1938, 39	Foster, John A.	1988, 89, 90, 91
Crafton, Hugh L.	1949, 50	DeWitt, Josh	1992, 93, 94	Elliott, Howard R.	1940	Fournier, Kenneth T.	1961
Crawens, Bernard K.	1917, 20	DeWitz, Brian	1985, 86, 87, 88	Elliott, James M.	1961, 62, 63 (Mgr.)	Fowler, George L.	1935, 36, 37
Crawford, Carl E.	1929	Diamond, Gregory M.	1970, 91 (Mgr.)	Elliott, Larry G.	1964, 65, 66 (Mgr.)	Fowler, Herman	1999, 01, 02
<b>Crawford, Jonathan D.</b>	<b>2015, 16</b>	Diamond, Alexander	2014, 15, 16	Ellis, Kenneth A.	1960, 61, 62	Fox, Raymond M.	1934, 35
Creevey, Connor	2011	Dick, Clifford O.	1912, 13	Ellis, R. Jerrold	1951, 52, 53	France, Cloyd B.	1919, 20, 21, 22
Cremeens, Dennis T.	1972, 73, 74	Dick, Alan D.	1970, 71	Ellis, Willis S.	1986	Francis, Jack	1987, 89
Crist, Thomas E.	1960 (Mgr.)	Dickerson, Timothy K.	1984	Ellswanger, Bruce R.	1962, 63, 64	Francis, Richard K.	1944
Cristofoli, Louis A.	1980, 81, 83, 84	Dickey, William B.	1930, 31, 32	Eloms, Joey	1994, 95, 96, 97	Franklin, Eldridge (Frankie)	1998, 99



# ALL-TIME LETTERWINNERS

Frazier, Henry	2000, 01	Gordon, Douglas L.	1973, 74, 75	Harangody, David J.	1977, 78, 79, 80	Hoffman, Jack T.	1974, 75
Freeland, Nicholas P.	2009, 10, 12	Gordon, Frank W.	1901	Harbison, Cleo	2003, 04	Hoffman, Jon E.	1971, 72
Freeman, James A.	1935, 36, 37	Gordon, Hilary	1990 (Mgr.)	Harbison, Robert L.	1945, 46, 47	Hogan, DeWayne	1937, 39, 00
Freud, David D.	1976, 77, 78	Gorman, Jamaruk	1999, 01	Harbottle, Tate	1992, 93, 94, 95	Hohlt, Eric W.	1983, 84
Friede, Michael G.	1978, 79	Gornak, Steve	1976	Hardin, Forisse A.	2011, 12, 13, 14	Hojnacki, Frank J.	1928, 29
Friemuth, Todd	2014 (Mgr.)	Goss, Greg	2000	Hardin, Freeman A.	2011	Holbick, Harry W.	1922, 23
<b>Friend, Daniel P.</b>	<b>2013, 15, 16</b>	Goyer, Ritchie N.	1972	Hardy, James W.	2005, 06, 07	Holder, Christopher	1992
Frink, Jamil	1999, 00, 01	Graessle, James A.	1975	Hare, Frank K.	1903, 04, 05, 06	Holder, Jack J.	1960, 61, 62
Frissbie, Gilbert A.	1964, 66	Grant, Joe	2012 (Mgr.)	Harkrader, Mike T.	1976, 78, 79, 80	Holder, William C.	1966
Fritz, Edward J.	1957, 58, 59	Graham, Derin	1998, 99, 00	Harkrader, Robert P.	1982	Holland, Augusta D.	1956
Fromhart, Lawrence G.	1952	Graham, Myles A.	2014	Harper, Shawn	1990, 91	Hollister, Kenneth W.	1963, 64, 65
Frost, Colin	1998, 99, 00, 01	Graham, Paul W.	1936, 37, 38	Harrell, Paul J.	1926, 27, 28	Holloway, Thomas C.	1893
Frushour, Mark	1980 (Mgr.)	Graham-Cole, Damon L.	2012, 13, 14, 15	Harrell, Russell E.	1941	Holmes, Reginald C.	1974, 75, 76
Fryar, Jeffery F.	1984, 86, 87, 88	Granderson, Markell	1987, 88, 89	Harris, Archie H.	1938, 39, 40	Holmes, William W.	1886, 87, 88
Frye, Justin	2003, 04, 05, 06	Gray, Harry P.	1915, 16	Harris, Edward W.	1921, 22	Holmquest, Paul S.	1934
Frye, Kevin M.	1980	Gray, James H.	1904	<b>Harris II, J-Shun N.</b>	<b>2014</b>	Holubar, Glenn E.	1965
Fuchs, Jordan A.	2014, 15, 16	Graham, Myles A.	1958, 59, 60	Harris, Walter Lee	1986, 87, 88	Holzbach, William A.	1951, 52, 53
Fulk, Michael J.	1970, 71, 72	Gray, Stoner L.	1979	Harris, Rodney	1972, 73, 74	Honan, Thomas M.	1887, 88
Funderburk, Steven	2013, 14	Greathouse, Charles A.	1891, 92, 93	Harrison, Edward L.	1967, 69	Hoobler, James T.	2011, 12, 13
Fuqua, Ivan W.	1931	Grecco, Gerald J.	1966, 67, 68	Harrison, Nolan	1987, 88, 89	Hoover, Clayton C.	1908, 09
<b>G</b>		Green, Trent	1990, 91, 92	Hart, Frank Wm.	1906, 07, 08	Hoover, John C.	1930
Gaddis, Versie	1996, 98, 99, 00	<b>Green, Tyler T.</b>	<b>2015, 16</b>	Harvey, Gregory L.	1970, 71	Hoover, Walter	1908, 09, 10
Gage, Albert	1966, 67, 68	Graham-Alex	1983, 84, 85, 86	Hasapes, Theodore N.	1941, 42	Hopkins, Herbert C.	1914
Gahn, Walter D.	1938, 39, 40	Green III, Ralphael	2013, 14, 15, 16	Hass, Dustin W.	2007, 08	Hopkins, Rodney D.	1977, 78
Galagan, Michael S.	1973	Green-ellis, BenJarvus	2003, 04	Hatch, Brandon	2002, 03, 04, 05	Hoppe, Frank W.	1943, 46, 47, 48
Gales, Delnor F.	1955, 56, 57	Greene, Andrew	1991, 92, 93, 94	Hatfield, Choice W.	1908, 09, 10	Horn, Lawrence A.	1944, 45
Gall, Christopher	1995, 96, 97, 98	Greene, Drew	1966	Hathaway, Russell G.	1915, 16, 17	Horn, Will	1993, 94, 95
Gallagher, Thomas D.	1964, 65	Greene, Dennis L.	1974 (Mgr.)	Hawkins, Marqui	2015, 16	Horne, Virgil L.	1962
Galloway, Terrence A.	1980	Greene, Virgil A.	1983	Hawley, Max C.	1988, 99, 00	Hoskins, Harley H.	1885
Gallofar, Lawrence L.	1956	Greenlee, Adam	1994, 95	Hawley, Ryan	1995, 96, 97	Hottel, Walter E.	1893
Gambino, Lucien A.	1942	Greenman, John F.	1960	Haywood, Albert	1995, 96, 97	Houston, Stephen	2011, 12, 13
Gannon, Charles J.	1980, 81, 82	Greenstein, Michael C.	1981	Hayes, Neil D.	1972, 73	Houts, Tom	1985, 86
Gardis, Grant	1975	Gregory, Damian	1996, 97, 98	Heaton, George C.	1971	Howard, Chuck	1983, 84
Gardner, Timothy J.	2015	Gresk, Paul D.	1972	Heaton, John T.	1966	Howard, Geoffrey	1993
Garrison, Richard W.	1926, 27, 28, 29	Griffith, Charles R.	1972, 74	Heban, Gregory A.	2010, 11, 12, 13	Howard, James P.	1973
Garrison, Robert L.	1983, 84	Griffith, Isaac W.	2014, 15	Heffern, Shawn P.	2013, 14, 15	Howard, Jordan R.	2015
Garshwiler, William P.	1891	Grooms, Melvin H.	1945, 46, 47	Heidel, Mark J.	1976, 77, 78	Howard, Joseph H.	1886
Gartner, Sven Chris	1970, 71, 72	Grosfield, Troy	2003, 04, 05, 06	Heiderman, Jordan J.	2013, 14	Howard, Lorn C.	1921
Gass, Frank L.	1893, 94	Gross, Joe J.	1962, 64, 65 (Mgr.)	Heilmann, William H.	1936 (Mgr.)	Howard, Lynn W.	1917, 19
Gause, Frank A.	1904	Grossman, Dobby	1975	Heim, Lester	1934	Howard, Bobby	1982, 83, 84, 85
Gearhart, Thomas	1957 (Mgr.)	Grossman, Rex	1946, 47	Heistand, Donald J.	1937	Howell, Don J.	1956, 57
Gecina, Brad	1997, 98, 99	Grossman, Rex (Dan)	1970, 71, 72	Heizman, Michael W.	1969, 70, 71	Howell, Charles L.	1533
Gedman, Eugene Wm.	1950, 51, 52	Grove, Roger L.	1966, 67	Heifrick, John F.	1960, 61, 62 (Mgr.)	Hubbard, George C.	1901
Gedman, Jeffrey R.	1980, 81, 82	Grubbe, Brandon	2013, 14	Helinski, Florian D.	1951, 52, 53, 54	Hubbard, John C.	1895, 97, 98, 99
<b>Gedeon, Joseph D.</b>	<b>2016</b>	Grubish, Joe A.	1997	Hellman, Arthur	1926, 27	Huck, Kenneth G.	1957, 58
Geers, Robert J.	1969	Grump, Kevin J.	1974, 75, 76, 77	Helm, Mark P.	1891, 92, 93	Huck, Charles E.	1979, 80, 81
Geiger, William A.	1970, 71, 72	Grunza, Bernie L.	1956	Helmiick, Stephen J.	1970, 71	Huddle, Wiley J.	1898, 99, 00
Geisler, Donald R.	1980	Guedel, Nolan W.	2015	Helminski, James L.	1961, 62, 63	Hudson, James A.	1974
Gentile, John J.	1954, 56	Gunm, Duane N.	1981, 82, 83	Henderson, Bruce B.	1971	Huff, Fred Jr.	1941, 42
Genasoi, Matt	2001	Gutreuter, Brian	1989	Henderson, Ty	2002, 03, 04	Huff, James W.	1971
Genord, Scott	2000	Gunwin, Jesse B.	1902, 04, 05	Hendrickson, Thomas J.	1981, 82, 83, 84	Huff, Ralph	1938
Georgakis, Steve	1948, 49, 50	<b>H</b>		Henry, Cedric	2003	Huff, William A.	1965, 66, 67
George, William H.	1962	Haak, Robert A.	1936, 37, 38	Henry, Charles W.	1930	Huff, William Joseph	1984, 86, 87, 88
Gergely, Robert J.	1962, 63	Haan, Paul	2006	Herbert, Edward C.	1938, 39, 40, 41	Huffman, Vernon R.	1933, 35, 36
Gerhart, Thomas F.	1958 (Mgr.)	Haas, James R.	1960, 61	Herklless, Ora W.	1893, 94	Huggett, Ernest E.	1948
<b>Gest, Cole M.</b>	<b>2016</b>	Hackman, William H.	1909, 10, 11	Herron, DeAndre J.	2013, 14	Hughes, Edward M.	1928, 29, 30
Giangiaccomo, John J.	1960, 61	Hagan, James (Drew)	1998, 99	Herron, William P.	1943	Hughes, Kofi	2010, 11, 12, 13
Gianokopoulous, George	1980, 83	Hagen, Mark	1987, 89, 90, 91	Hess, Arthur A.	1917	Hull, Jewett M.	1911, 12
Gill, Cordell M.	1965, 66, 67	Hager, Joshua M.	2009, 10, 11	Hess, Samuel J.	1919	Humbaugh, Peter W.	1983
Gill, Thomas A.	1909, 10, 11	Hagerup, Christopher E.	2008, 09, 10	Heuring, Byron G.	1919	Hunnicut, Brian D.	1988, 89, 90
Gillespie, Chase D.	1896, 97	<b>Hale, Donovan J.</b>	<b>2015, 16</b>	Heuser, Steve M.	1982	Hunt, Ernest	1983
Gilmore, Jakheen	2004, 05, 06	Hales, Ross	1992, 93	Hiatt, Phares N.	1916, 17, 19	Hunt, Lee F.	1895, 96, 97, 98
Ginter, John D.	1964, 65, 66	Hall, Andre	1986, 87, 88	Hickerson, Eric	1986, 87	Hunter, Frank	1959, 60
Glass, Joel E.	1963 (Mgr.)	Hall, Bryan D.	1975, 76, 77 (Mgr.)	Hienton, Jack W.	1970	Hunter, James L.	1980, 81, 82
Glaser, Kevin J.	1995, 96, 97	Hall, Peter R.	1975, 76	Higginbotham, Russell E.	1938, 39	Hunter, Michael B.	1965 (Mgr.)
Glazier, Michael S.	1973, 74	Hall, Thomas E.	1953, 54, 55	Highbaugh, Larry E.	1968, 69	Hunter, Wiles F.	1959, 60
Glenn, Richard T.	1954 (Mgr.)	Halteman, Aaron	2001, 02, 03, 04	Highley, Alden M.	1899, 00	Hunter, Jr., Michael D.	2011, 13, 14
Glover, Sean	1992, 93, 94, 95	Hamdan, Gibran	1999, 00, 01, 02	Highsthouse, David C.	1960	Hurley, Garland H.	1837, 38, 99
Gmuca, Raymond F.	1952	Hamilton, Frank L.	1968, 70 (Mgr.)	Hill, Earl B.	1926, 1927	Hurst, Harold J.	1938, 39, 40
<b>Godsil, Leslie M.</b>	<b>2015, 16</b>	Hamilton, Howard E.	1956	Hill, Phillip C.	1970, 71, 72 (Mgr.)	Hurst, Stephen S.	1960 (Mgr.)
Goldbold, Daniel W.	1933	Hamilton, Todd	1983 (Mgr.)	Hillibrand, William F.	1941, 42	Huzvar, John F.	1975
Goldsberry, John G.	1945, 46, 47, 48	Hammerstein, John	1992, 93, 94, 95	Hilling, Carl (Chip)	1985, 86	Hyden, William H.	1966
Goldin, Jeffrey	1979, 80	Hampton, Bruce E.	2007, 08	Hillings, Carl M.	1983	Hynes, John P.	1982
Goldsmith, Marshall J.	1960 (Mgr.)	Hamre, Ryan	2000, 01, 02	Hillman, John A.	1902	Hynes, Thomas V.	1975, 76 (Mgr.)
Goldston, Ralph P.	1948	Hanak, Mark P.	1968 (Mgr.)	Hines, Adam	2002, 03, 04, 05	<b>I</b>	
Gomory, James A.	1949, 50, 51	Handley, Berry	1986	Hines, Dirk R.	1948	lacio, Peter P.	1941
Conso, Harry L.	1967, 68, 69	Hanna, Raymond	1916	Hines, Linnaeus N.	1891, 93	latarola, Robert F.	1978, 79
Gonzalez, Joseph	1999, 01, 02, 03	Haneline, Richard L.	1966	Hines, Michael R.	2007	Ijams, Michael E.	1970
<b>Gooch, Jr., Greg B.</b>	<b>2014, 15, 16</b>	Hanford, Carl	1997, 99	Hines, Timothy R.	1981	Ingles, James W.	1916, 17
Goode, Craig	1994, 95, 96	Haney, Travis	2002, 03, 04	Hirschmann, John W.	1937 (Mgr.)	Insera, Donald R.	1950, 51
Goode, Curt	1995, 96	Hanley, Michael	1999, 01	Hoagland, Merton B.	1956	Irish, Daniel D.	1995, 96
Gooden, Gary	1985, 86, 87, 88	Hannon, James	1990, 91, 92	Hobbs, Gregory	1991, 92, 93	Irvine, Michael	1997
Goodman, Daniel V.	1913	Hansen, Jack	1929, 31	Hodges, Ronald T.	1955	Isenberg, John P.	1967, 68, 69
Goodman, James E.	1922	Hansen, Matthew	1990, 91	Hoehn, David M.	1969	Ishida, Richard D.	1964, 66
Goodman, Joslin	1997, 98, 99, 00	Hansley, Todd F.	1983, 84	Hoernschmeyer, Robert J.	1943, 44	Ishola, Ben	2003, 04, 05
Goodrich, Stephen	1989, 90			<b>Hof, Nathaniel</b>	<b>2014, 2015, 16</b>	Isom, Peter	1996







# ALL-TIME LETTERWINNERS

McCaa, James W.	1965, 66, 67	Miller, Dick	1892, 93	Newton, Troy	1990, 91	Payton, Bryan D.	2006, 07, 08, 09
McCants III, John	2011	Miller, George A.	1935, 36, 37	Newton III, Clyde	2013, 14, 15, 16	Peacock, Douglas L.	1976, 77, 78
McCarthy, Frank G.	1905, 06	Miller, James E.	1959, 60	Nichols, Gary	1966, 67	Peal, Charles E.	1975, 76, 77
McCauley, Jason	1995 (Mgr.)	Miller, John D.	1989, 90, 91, 92	Nichols, Robert E.	1967, 68, 69	Peck, Alex	2010 (Mgr.)
McCauley, Ronald L.	1959	Miller, Robert G.	1891	Nicholson, Joe C.	1938	Peckinpaugh, Earl M.	1915
McCaw, William G.	1919, 20, 21	Miller, Robert W.	1944, 45	Niezer, Charles M.	1898, 99	Pendleton, Michael R.	1980, 81, 84
McClurg, Adam D.	2004, 05, 06, 07	Miller, Ronald J.	1957, 58, 59	Niness, Samuel F.	1922, 23, 24	Perdue, Cory R.	1891
McClurg, Eric	2004, 05, 06	Miller, Tyler	2012 (Mgr.)	Noone, Donald G.	1957, 58, 59	Peretz, Matthew D.	2011
McCormell, Robert C.	1925	Milligan, George F.	1981	Noone, William P.	1957, 58, 59	Perich, Joshua J.	2015
McCool, Bertus L.	1921	Mills, Dennis M.	1980, 81, 82	Norman, Benjamin F.	1967, 68	Perkins, Steven	1990, 91, 92, 93
McCord, Michael R.	1974, 77	Mills, Francisus L.	1991, 92, 93	Norman, Joseph D.	1975, 76, 77, 78	Pernell, Robert	1968
McCormack, Hurvin	1990, 91, 92, 93	Mills, Timothy J.	1972, 73, 74	Northern, Willie	2001	Perry, Alex J.	2007, 08, 09
McCoy, Chris	1988, 89, 90, 91	Mineo, John A.	1980, 81, 82	Norton, Claude W.	1935, 36	Perry, John M.	1967, 68
McCoy, Douglas M.	1982	Minton, Roscoe	1917, 19	Nowak, Justin M.	2012, 13	Perry, Oscar B.	1965
McCoy, Emil W.	1915, 16	Minton, Sherman	1912, 13	Nowatzke, Thomas M.	1962, 63, 64	Perry, William M.	1966
McCracken, E. Branch	1927, 28, 29	Mintzer, Sterling	1998	Nowinski, Casey	2004, 05, 06	Petrauskas, Raymond R.	1950, 51, 52
McCray, Demetrius M.	2006, 07, 08, 09	Mitchell, Alan	2004, 05	Nylec, William A.	1931	Petric, Francis J.	1937, 38
<b>McCray III, Robert</b>	<b>2014, 15, 16</b>	Mitchell, Brad	1985, 86, 87			Pfander, Stanley W.	1971, 72, 73
McCrea, David S.	1961, 62, 63, 64 (Mgr.)	Mitchell, John J.	1892, 93, 94	<b>O</b>		Phillips, Albert	1966, 97
McCune, Jesse B.	1943	Mitchell, Stephen D.	1979, 80, 81	O'Connell, Tim	1993	Phillips, Christopher A.	2005, 06, 07, 08
McCullough, Marshall	1971, 72	Mitchell, William F.	1946	O'Dell, Stewart H.	1971, 72, 73	Phillips, Jesse	1994
McCurry, Bruce A.	1975, 76, 77 (Mgr.)	Moat, Matthew (Shane)	1999, 2002	O'Hara, James P.	1969	Phillips, Paul R.	2011, 13
McCurry, Michael L.	1984, 85	Modak, Mike	1944	O'Keefe, Robert R.	1977, 78	Phillips, Raymond	1956
McDaniel, Charles E.	1934, 35, 37	Moeller, Kenneth W.	1941	O'Neal, Matt	2003, 04, 05, 06	Phillis, Ryan W.	2011, 12, 13
McDaniel, Larry	1989, 90, 91, 92	Moeluff, Kyle	1998	O'Rourke, Hugh J.	1974	Phippis, Jeffrey L.	1976, 77, 78, 79
McDonald, Andrew C.	2008, 09, 10	Money, Brad	1985, 86, 87, 88	<b>Oakes, Griffin M.</b>	<b>2014, 15, 16</b>	Picciorillo, Peter G.	1956, 57, 58
McDonald, Dustin C.	1930, 31, 32	Montoya, Scott	1989, 90, 91	Oakley, Anthony	2000, 01, 02	Pierce, James H.	1918, 19, 20
McDonald, James S.	1955, 99	Moomaw, Earl E.	1922, 23	Oakley, Darrell	1978	Piercy, Dan	1985, 86, 87, 88
McDonald, Matthew	1995, 96, 97	Moon, Alpheus W.	1895	Oaken, Roland Jr.	1934, 35, 36	Pigov, John	1973 (Mgr.)
McDonald, Thomas M.	1956, 57, 58	Moore, Barton	1964	Oberdorff, Todd A.	1988, 89	Pihos, Pete L.	1942, 43, 45, 46
McDonnell, John F.	1943, 46, 47, 48	Moore, Edward	1958	Ogunleye, Asewale	1996, 97, 98, 99	Pike, Roy O.	1957, 98, 99, 00
McFrye, Robert D.	1950 (Mgr.)	Moore, Eric	1985, 86, 87	Ohuafi, Sione	2000	Pinch, Jonathan	1992, 93, 94, 95
McFarland, Graeme	2003, 06	Moore, Joseph Jr.	1958, 59	Oldham, Patrick	2006	Pines, Adam	2010, 11
McGaughy, Arthur	1906, 07	Moore, Josh	2003, 05	Oliver, Vincent J.	2013, 14, 15, 16	Pinnock, Louis	1992, 93, 94, 95
McGee, Samuel D.	1977, 78	Moore, William L.	1924 (Mgr.)	Oliver, Javier D.	1937, 38	Piontkowski, Melvin L.	1958
McGhee, Brandon	2009, 10, 11	Moore, Woodrow Jr.	1960, 61, 62	Olmestead, William H.	1935, 36, 37	Pip, William J.	1971, 72
McGovey, Dudley O.	1988, 89, 90	Moorehead, Thomas M.	1942, 46, 47	Olisavsky, John J.	1960, 61	Pittenger, Oscar M.	1893
McGowan, Scott	1989, 90, 91, 92	Moorman, Stephen J.	1981, 82	Olsen, Larry E.	1966	Piawski, Frank J.	1971
McGrath, John D.	1957	Morgan, John Jr.	1951	Olson, Richard E.	1950	Poehls, Ralph	1961, 62, 63
McGrath, Matthew	1994	Morgan, Keith A.	1984	Opask, Eugene	1930, 31, 32	Pohe, Henry E.	1968, 69, 70
McGrath, Michael	1996, 97, 98, 99	Moriarty, Brendan R.	1964	Oren, Homer G.	1831	Pokorny, Joe	1979, 80, 81 (Mgr.)
McGregor, Alfred G.	1894	Morran, Donald K.	1970, 71	Orfanos, George T.	1944	Pokrzywnski, Bernard C.	1964
McGuigan, Michael T.	2011, 12	Morrall, Gerald G.	1946, 47, 48	Orso, Brent C.	1983	Polce, Joseph F.	1946, 47, 48
McGuire, Greg L.	1972, 74, 75	Morris, Christopher S.	1968, 69, 70	Orth, Jason C.	1990, 91, 92, 93, 98	Polce, Thomas F.	1984, 85, 86, 87
McGuire, James P.	1939, 40	Morris, Edward L.	1958, 60	Orth, Gregg R.	1961	Pointkowski, Melvin	1958
McIntosh, Freal H.	1916	Morris, James J.	1932	Osbourne, Maurice	1972	Polk, Lee	1896
McIntosh, Gregory L.	1974, 75, 76, 77	Morris, Joseph F.	1930	Oseff, Garry	2000	Polk, Nicholas, D.	2006, 07, 08, 09
McKinnis, Hughie L.	1942, 43	Morris, Michael	1994 (Mgr.)	Osika, Craig	1998, 99, 00, 01	Pope, Spencer G.	1915, 16, 19
McKinnon, Thomas	1991, 92, 93, 94	Morrisey, Matthew	1990 (Mgr.)	Osmon, Paul R.	1962	Porter, Stephen W.	1969, 71
McLary, Douglas L.	1976, 77 (Mgr.)	Morrow, Douglas C.	1971, 72, 73 (Mgr.)	Otto, Michael D.	1980	Porter, Tracy D.	2004, 05, 06, 07
McLean, Edwin G.	1944	Morwick, Lawrence B.	1969, 70, 71	Owen, Arnett H.	1915	Powell, Andre	1986, 87
McMullen, Cassius W.	1893	Moss, Matthew E.	2007	Owens, Jeremiah Tito Q.	2006, 07	Powell, Gary	1972, 73
McMullen, Harry R.	1886, 87	Mosley, Brandon S.	2006, 07, 08	Owens, Phil	1982 (Mgr.)	Powell, James E.	1966
McNabb, R. Scot	1981, 82, 83	Moss, William G.	1926, 27, 28	Oxley, Lane	1994, 95	Powers, Blake B.	2004, 05, 06, 07
McNulty, Edward L.	1970, 71, 72	Motil, John N.	1969, 70, 71			Powers, Jake	2003, 05, 06
McShane, Patrick M.	2010	Mounts, David G.	1959	<b>P</b>		Powers, Paul D.	1977, 78
McVay, Timothy G.	1974, 75, 76, 77	Moynihan, Robert A.	1966, 67, 68	Paar, Robert J.	1975, 76	Poyle, Geoff	1986
Mead, Telfer L.	1912	Mucci, Kris	1993, 94, 95	Paci, John	1992, 93, 94	Prather, Clinton C.	1913, 14, 15
Means, Andrew J.	2006, 07, 08	Muhammad, DeAundre J.	2009, 10, 11	Paddock, Howard	1907, 08, 09	Prather, Paul	1995, 96
Mellett, John C.	1910	Mullen, Kenneth C.	2011, 12, 13, 14	Paddock, Levi S.	1906, 07, 08	Pratt, Roy	1958, 59, 60
<b>Meminger, Derrian A.</b>	<b>2016</b>	Mullett, DeWitt T.	1915, 16	Padgett, Thomas	1989	Preger, Daniel A.	1942
Mendelshon, Ronald	1988 (Mgr.)	Mumby, Edward W.	1920	Padmora, Noel	2014, 15	Price, Aaron M.	2010, 12
Mendenhall, Ross	1902, 06, 07	Murchie, Lewis K.	1915, 16	Pagan, Justin A.	2008, 09, 10, 11	Price, Clarence R.	1967, 68
Mentzer, Michael S.	2000, 10, 11	Murdoch, Samuel H.	1888, 89, 90, 91, 94	Paige, Jerry	1984	Price, Isaac NM	2007, 08
Menzies, Winston	1894, 95	Murphy, Alfred C.	1968	Paige, Mitchell A.	2013, 14, 15, 16	Prince, Harry R.	1960 (Mgr.)
Merrill, James E.	1971, 72	Murphy, Joseph W.	1888, 89, 90, 91	Pankratz, Karl	1967, 68, 69	Province, Clarence	1891
Merritt, Christopher	1989, 90, 91, 92	Murphy, Mark R.	2011, 12, 13, 14	Pannoza, John	2002, 03, 04, 05	Prucha, William J.	1923
Messick, Allen G.	1909, 10, 11	Murray, Roger	1994, 95	Paras, Eduardo	1983	Pruch, David S.	1975
Meyer, Robert E.	1944, 45	Myers, William A.	1893	Parker, George A.	1944, 48	Prusiecki, Matthew	1991
Meyers, Will	2003, 04, 05, 06	Myler, A.C.	1999, 00, 01, 02	Parker, Horace	1965	Purichia, Jeff	1988 (Mgr.)
Mezey, Michael J.	1951 (Mgr.)	Myles, Rashon	2000, 01	Parker, L.J.	2000, 01	Pyle, Ernest T.	1922 (Mgr.)
Michalek, Jacob A.	2011, 12, 13	Myszewski, Alan N.	1965	Parker, Patrick	1986 (Mgr.)		
Michalek, Tony E.	1981			Parker, Thomas L.	1971		
Michko, Gerald T.	1978, 79, 80	<b>N</b>		Parks, Hal	1994	<b>Q</b>	
Mickens, Arnold	1992, 93	Naaman, Mark	2005	Parmelee, Michael A.	1965, 66	Qualls, Ronald	1979 (Mgr.)
Middleton, Gregory A.	2006, 07, 08, 09	Naddeo, Michael R.	1938, 39, 40	Parrish, Robert	1996, 97, 98	Quinter, William H.	1960, 61
Middleton, Michael	1989, 90, 91, 92	Nagy, Steve W.	1938	Patrick, James D.	2016		
Mihajlovich, Louis	1944, 45, 46, 47	Patten, Michael A.	1983	Patten, Camion C.	1896	<b>R</b>	
Mihelic, Michael	1993, 94, 95, 96	Nash, John F.	1940, 41, 42	Patterson, William L.	2006, 07, 08, 09	Rabideau, Nathan	1994, 95, 96
Miles, Charles K.	1925 (Mgr.)	<b>Natee, Tyler L.</b>	<b>2016</b>	Patton, Melvin	1977, 78, 79	Rabold, John	1965, 1966, 1967 (Mgr.)
Miklozek, Mark	1974, 75	Neff, David S.	1968, 70 (Mgr.)	Paul, Jean	1996, 97	Rabold, Michael J.	1956, 57, 58
Mikulla, Ronald F.	1964	Nelson, Sean	1999, 01	Pauli, Jacob	2011 (Mgr.)	Radke, Eli	2002
Miller, Brian	1980 (Mgr.)	Nessell, Ferdie D.	1925, 26	Paulus, Charles W.	1969	Radtke, Tim	1985, 86, 87, 88
Miller, Calvert	1988, 89, 90	Nestor, Carl	1944	Pawlitsch, Joseph A.	1971, 72	Rahib, Collin M.	2011, 12, 13, 14
Miller, Chad	1996, 97, 98, 99	Netherton, Ross D.	1907, 08	Payne, Andy J.	1997, 98, 99, 00	Raisback, Walter S.	1912, 03, 03
Miller, Chandler M.	2015	Newell, Mark	1989, 90	Payne, Clinton	1975, 76, 77	Raimondi, Benjamin L.	1944, 45, 46
Miller, Charles Jr.	1973, 76	Newman, Todd	2006	Payne, Floyd E.	1904, 05	Ramsay, Edgar L.	1979, 80, 81
						Ramsey, Mark	1978



# ALL-TIME LETTERWINNERS

Ramsey, Nathan	1960, 61, 62	Rohe, Steve M.	1979, 80, 82	Shanahan, Hugh N.	1929, 30	Sparks, Will C.	1898, 00
Ramsey, Rolla R.	1893, 94	Roll, Christopher	1994	Shanks, John A.	1936 (Mgr.)	Spear, Jason	1996, 97, 98, 99
Ramsey, Steven C.	1972, 73, 74 (Mgr.)	Ronzone, Paschal N.	1942	Shaw, Patrick		Speer, Kevin P.	1979, 80
Randall, James R.	1966	Roper, John M.	1947	Shaw, Zachery T.	2012, 13, 14, 15	Spencer, Orlando J.	1997, 98, 99, 00, 03
Randle E, Antwaan	1998, 99, 00, 01	Rose, Lee	2010, 11	Sheek, Daniel W.	1894, 95, 96, 97	Spencer, Tyke	2002, 03
Randle E, Curtis	1996, 97, 98, 99	Rose, Robert S.	1953 (Mgr.)	Shepler, Rich		Spicer, Douglas H.	1963, 64
Randolph, Clare L.	1926, 27, 28	Rose, Richard M.	1981, 82, 83	Sherer, Chadwick J.	2009, 10, 11	Spicer, Robert E.	1974
Rapp, George R.	1934 (Mgr.)	Rosen, Steven H.	1960 (Mgr.)	Shickell, Tim H.	1984	Spicer, Robin E.	1970, 71, 72
Rapp, James M.	1964	Ross, Ben Richardson	1919, 20, 21	Shields, Brad	1986, 87	Spickard, Richard W.	1965, 67, 68
Rascher, Ambrose H.	1929, 30, 31	Ross, George O.	1928, 29, 30	Shields, Brady	1995, 96, 97, 98	Spinks, Glen C.	1981, 83
Rasheed, Eli	1993, 94, 95	Ross, Jasper A.	1902, 03	Shields, William G.	1927, 28, 29	Sprauer, John E.	1932, 33, 34
Rasmussen, Kemp	1998, 99, 00, 01	Ross, Melvin	1959	Sholty, Lloyd O.	1909, 10, 11	Spriggs, Jason M.	2012, 13, 14, 15
Rather, Thomas A.	1971 (Mgr.)	Ross, Theodore W.	1956	Sholty, William M.	1935, 36	Springer, Charles H.	1886
Rauchmiller, Ronald A.	1944, 54, 55	Roth, Edward A.	1950, 51, 52	Shonkwiler, Fred A.	1914, 15	Springer, Charles I.	1922, 23, 24
Ravensberg, Robert A.	1943, 44, 45, 47	Roth, Michael G.	1967, 68	Shrader, Don	1985, 86, 87, 88	Springer, Jeff	2010 (Mgr.)
Rawl, Wilfred E.	1947, 48	Roundtree, Isaiah R.	2012, 13, 14	Shroyer, Todd F.	1981	Sprunges, David A.	1971, 72
Ray, Frank W.	1895, 96, 97, 98, 99	Roxey, Walter A.	1929, 30	Shuck, James L.	1972, 73, 74, 75	Sprunges, Fred H.	1931 (Mgr.)
Raymond, Robert R.	1921, 22	Rubinielli, Peter A.	1943	Shumaker, John D.	1971, 72, 73, 74	Sramek, Richard J.	1970
Raymer, Adarius J.	2012, 13, 14, 15	Ruble, Vern W.	1923 (Mgr.)	Sibley, Frank H.	1924, 25, 26	St. Pierre, Kenneth V.	1971, 72
Razmic, Charles F.	1951, 52, 53	Rucinski, Edward A.	1938, 39, 40	Siedewell, John E.	1943	Stamats, Donald E.	1925
Razmic, Charles J.	1981, 82, 83, 84	Rudovic, Chris	2003, 04, 05	Siederewicz, Johey	1985 (Mgr.)	Stangle, Jack	1957 (Mgr.)
Razmic, John P.	1957, 58	Russell, Delmar L.	1944, 47, 48	Sigler, Christopher L.	1981, 82, 83, 84	<b>Stallings V. Allen</b>	<b>2016</b>
Records, Thomas W.	1906	Russell, Robert C.	1965, 66, 67	Sigs, Charles O.	1895	Stark, Michael D.	2007, 08
Reda, David R.	1961, 62	Russo, Pete J.	1950, 51, 52	Sikand, Hardy	1985 (Mgr.)	Starbuck, Walter H.	1933 (Mgr.)
Redding, Devine T.	2014, 15, 16	Rutledge, Shannon	1992, 93	Sikora, Michael W.	1946, 47	Staring, Kenneth W.	1971, 72, 73
Redmon, John T.	1915	Ryzewski, Robert	1985, 86, 87, 88	Sikora, Robert A.	1983	Starr, Austin C.	2005, 06, 07, 08
Reed, James K.	2011, 13, 14, 15	<b>S</b>		Silas, Donald E.	1968	Stavroff, Frank	1963, 65, 66
Reeves, Ian B.	2008	Saban, Louis	1941, 42	Simchick, Julius A.	1943	Stavroff, Frank	1973, 74, 75
Rehm, Richard T.	1940	Sabik, Adolph J.	1933	Simmons, Joseph	1987	Steady, Jason	1997, 98
Rehm, William H.	1930, 31, 32	Sabol, Albert R.	1938, 39, 40	Simmons, Jr., Timothy B.	2013, 14, 15	Stebbins, Robert J.	1948, 49, 50
Reider, David A.	1970	Saffold III, Rodger P.	2006, 07, 08, 09	Simon, William H.	1969	Steele, Charles R.	1911
Reinhardt, George W.	1927	Sandberg, Johnathan P.	2004, 06, 07	Simons, Chris	1985, 86, 87, 88	Steele, Charles A.	1940, 41
Reisert, William	1987, 89	Sakanich, James M.	1980, 81, 82, 83	Simpson, Harry D.	1891	Steele, George H.	1904, 05, 06
Reiter, Michael J.	2008, 09	Sakol, Larry	1979, 80, 81 (Mgr.)	Simpson, James	1994	Steeves, Arnold J.	1955, 56, 57
Reneger, Ralph C.	1932, 33	Salmi, Victor J.	1924, 25, 27	Sims, Charles E.	1886	Steinberg, Allen M.	1960 (Mgr.)
Replogle, Adam P.	2009, 10, 11, 12	Salter, Johnnie	1981, 82, 83	Sims, Damon A.	2010	Steinhagen, William H.	1935 (Mgr.)
Replogle, Michael T.	2011, 12, 13, 14	Salusi, Stanley	1930, 31, 32	Sizemore, Duane E.	1982	<b>Stepanik, Simon V.</b>	<b>2016</b>
Replogle, Tyler J.	2007, 08, 09, 10	Sams, James	1987, 88	Skelton, Ryan	2003, 04, 05, 06	Stephenson, Robert E.	1978, 79, 80, 81
Rhodus, Daniel D.	1967	Sandberg, John	2006	Skoronski, Robert F.	1953, 54, 55	Stephenson, William R.	1926, 27
Rich, Claude T.	1928 (Mgr.)	Sanders, Chester E.	1943	Skvara, Michael J.	1968, 69 (Mgr.)	Stapp, Thomas M.	1976, 77 (Mgr.)
Richardson, Paul B.	1929, 30	Sanders, Jeffrey R.	2008, 09, 10	Slabaugh, Jeffrey L.	1960, 61, 62	Stevens, Kenneth R.	1924
Richardson, Mose	1990, 91, 92, 93	Sanders, Steven A.	1973, 74, 75, 76	Sloato, Joseph F.	1922, 23, 24	Stevenson, George T.	1931, 33, 34
Richardson, Russ	2002, 03, 04, 05	Sanders, Terrence	1986, 87, 88, 89	Slosky, Edward R.	1953	Stevenson, Robert L.	1937, 38
Richardson III, Bobby	2011, 12, 13, 14	Sawicki, Halary	1931, 32, 33	Sloss, Russell M.	1936, 37, 38	Stevens, Mark R.	1970
Ricker, Timothy	1989	Sawicki, Joseph R.	1933	Smedley, Eric	1986	Stewart, David W.	1977, 78, 79
<b>Riggins, AShon C.J.</b>	<b>2016</b>	Saxon, Peter A.	2006, 07, 08, 09	Smith, Alex	1994, 95, 96	Stewart, Elmer B.	1886
Riley, Robert H.	1983, 84, 85, 86	Saylor, Scott A.	2004 (Mgr.)	Smith, Ben	1993	Stickman, Frank C.	1932
Ringwalt, Carroll W.	1927, 28, 29	<b>Scales, Tegray R.</b>	<b>2014, 15, 16</b>	Smith, Carl	1974, 75, 76, 78	Stinchfield, Guy F.	1897
Rishe, Frank J.	1966	Scarf, Kees N.	1965, 66	Smith, Christopher	1953, 54, 55	Stoddard, John W.	1902
Risher, John R.	1936	Schaffer, Devin K.	1998, 99, 00, 01	Smith, Denver	1979, 80, 82	Stohler, L. Robert	1960
Risher, Elliot C.	1919, 20	Schanz, Donald C.	1974, 75	Smith, Deonte	2001, 02	Stolberg, Eric C.	1967, 68, 69
Ritchie, Morris J.	1939 (Mgr.)	Schamowske, Robert S.	1970	Smith, Douglas A.	1999, 00, 01	Stone, Duane E.	2000, 01, 02, 03
Robbins, Drew	2006	Schell, Edward W.	2009, 10, 11	Smith, Dominic R.	1981, 82, 83, 84	Stone, James E.	1954, 55
Robben, Craig	1997-99	Schermer, Kenneth L.	1952	Smith, Edgar B.	1922	Stone, Luke	2003, 04
Roberson, James O.	1947	Schienenbein, Edward L.	1943	Smith, Everett J.	1901, 02, 03	Stoner, Ajamu	1994, 95, 96
Roberson, John L.	1954	Schilawski, Ralph H.	1933, 34	Smith, Franklin H.	1938, 39, 40	Stoner, Nicholas C.	2011, 12, 13, 14
Roberson, Timothy Jr.	1971	Schliereth, Doug	1985, 86, 87, 88	Smith, G. Ted	1957, 58, 59	Stoyanov, Pete T.	1985, 86, 87, 88
Roberson, Terrien E.	2011, 13	Schmidt, Alvin W.	1967, 68	Smith, James A.	1965, 66	Straub, Steven P.	1985, 79, 80
Roberts, D'Angelo M.	2011, 12, 13, 14	Schmidt, Herman A.	1902, 03	Smith, Jarrod L.	2008, 09, 10	Streater, Larry	1978
Roberts, George M.	1908, 09, 10	Schmit, Robert J.	1983, 84, 85	Smith, John E.	1943	<b>Stringer-Crawford, Omari</b>	<b>2016</b>
Roberts, Mandela	2006	Schneider, Randy L.	1988, 89, 90, 91	Smith, Justin	1938, 99, 00, 01	Strother, Stephen F.	1960 (Mgr.)
Roberts, Bryan	2001, 02, 03, 04	Schnell, Dave	1986, 87, 88, 89	Smith, Kenneth L.	1939, 41	Strzynski, Dan	1985, 86, 87
Roberts, Robert E.	1949, 50, 51, 53	Schnepf, Paul G.	1960 (Mgr.)	Smith, Kevin	2002, 03	Stscherban, Alex	2003 (Mgr.)
Robertson, Rosevelt	1962	Schoenberg, Chris	2000	Smith, Laray L.	2013, 14	Stuart, Clay	2001
Robinette, Robert D.	1960 (Mgr.)	Scholler, Harry M.	1892	Smith, Mackey	1989, 90	Stumpf, Michael	1992, 93, 94
Robinson, Dru	2002	Schreckengast, Steve	1975	Smith, Merritt W.	1951, 52	Sturges, Duke	1990
Robinson, Jabar	1995, 96, 97, 98	Schuetta, Thomas	1965, 66	Smith, Roscoe W.	1900, 01	Sturges, Jack D.	1942 (Mgr.)
<b>Robinson, Jacob R.</b>	<b>2015, 16</b>	Schulman, Benjamin S.	1960 (Mgr.)	Smith, Temple	1922, 26	Stutesman, Frank M.	1915, 16
Robinson, Lee E.	1967, 68	Schwartz, Andrew	1988 (Mgr.)	Smith, Terrance J.	1981, 82, 83, 84	Suffeld, Nathan M.	2012, 13, 14, 15
Robling, Keith A.	1977, 78, 79, 80 (Mgr.)	Schwartz, Thomas W.	1945	Smith, Todd	1990, 91, 92, 93	Sukurs, Charles P.	1971, 72, 73
Roby, Courtney	2001, 02, 03, 04	Scolnik, Anthony	1970, 71, 72	Smith, William S.	1938, 39, 40	Sullivan, Jason	2003
Rocco, Andrew	1960, 61	Scott, Chad	1994	Smith, William S.	1948, 49, 50	Sullivan, Paul R.	1956 (Mgr.)
Rocco, Charles A.	1960, 61, 63	Scott, Clair H.	1914, 15	Smock, Trent R.	1972, 73, 74, 75	Sullivan, Rob	1994
Rodgers, Brandon	1999, 00	Scott, Leroy M.	1896	Smrt, Charles E.	1972, 73, 74	Sullivan, William C.	1966
Rodgers, Jay	1996, 97, 98	Scott, Wilbert J.	1958, 59, 60	Smythe, James M.	1979, 80, 82, 83	Summerall, James	1989, 90, 91
Rodkey, Colin J.	2010, 12	Scully, Joseph H.	1929	Sniadecki, James B.	1966, 67, 68	Sundheim, George M.	1944
<b>Rodriguez, Alex R.</b>	<b>2015, 16</b>	Seach, William J.	1963	Snowden, Calvin R.	1968, 69, 68	Sungail, John P.	1956, 67
Rodriguez, Mark F.	1979, 80, 81, 82	Sears, Josiah P.	2004, 05, 06, 07	Snyder, Courtney E.	1973, 74, 75, 76	Supernaw, Kywin	1996, 97
Roemer, Ronald E.	1959, 60	Sebek, Nick	1945, 47, 48, 49	Snyder, Mark C.	1984	Surface, Matthew	1994, 95, 96
Rogers, David L.	1953	Seib, Jay	1993, 94, 95, 96	Snyder, Matt	1997-99	Sutherland, Louis L.	1933
Rogers, Gavin	2015 (Mgr.)	Sellers, Casey	2000	Sobczak, Robert R.	1954, 55, 56	Sutkowski, Alan	1995, 96, 97
Rogers, Joel K.	1983	Sellers, Milan	1948	Sojka, Gene W.	1971	Sutor, Mark A.	1979, 80, 81, 82
Rogers, Mark W.	1983, 84, 85	Sexton, Nicholas M.	2004, 05, 06, 07	Sowells, Isaac	2002, 03, 04, 05	Sutor, Joe P.	1964, 65, 66
Rogers, Wesley H.	2013, 14, 15, 16	Sexton, Ronald R.	1966	Sowinski, Joseph J.	1943, 44, 45, 46	Surphin, John O.	1908
Roggeman, Chad J.	2012	Shackleton, Roy	1902	Spannuth, William G.	2030, 31, 32	Swarzczop, Gregory J.	1931
Roggeman, John J.	1979, 80, 81, 82	Shafer, John A.	1891, 92, 93, 94	Sparhawk, William F.	1972, 73, 74	Syantek, William S.	1951, 52



# ALL-TIME LETTERWINNERS

Swafford, Doug L.	1980, 81, 82	Todd, Alex R.	2012, 13, 15	Warm, Edward	1986 (Mgr.)	Winters, Matthew	1914, 15
Swann, Jr., Mario M.	2015	Todd, Robert L.	1927, 28, 29	Warnecke, Aaron	1994, 95, 96, 97	Wise, Harry E.	1884
Swartz, Christopher	1989	Tofli, Gary G.	1964, 65, 66	Warner, Donald A.	1967, 68, 69	Wise, Harry O.	1886
Sweazy, Damon	1985, 86	Tofli, Joseph J.	1938, 39, 40	Warriner, Kyle	2002, 03, 04	Wise, Wm.	1913
Sweeney, Joseph M.	1973	Toran, Derrick L.	1983	Warriner, Thomas E.	1969	Wiseman, Jerry W.	1970
Swender, Caleb	2011 (Mgr.)	Torok, Frank J.	1943	Wasdovich, Michael	1960, 61, 62	Witucki, Casimir L.	1946, 47, 48, 49
Swihart, Edgar D.	1940, 41	Toth, Eric A.	2012, 13, 14, 15	Washington, Isaac	1985, 86, 87	Wolf, Arik A.	2008
Swihart, Fred C.	1928	Trainer, Thomas F.	1960, 61	Washington, Yamar	2002, 04, 05	Wolfe, William H.	1967, 68, 69
Swinehart, John F.	1977, 78	Treadway, Robert L.	1896	Watercutter, David	1986	Wood, Carl E.	1890, 91, 92
Swope, Joseph A.	1914, 15	Trimble, George	1908	<b>Watercutter, David R.</b>	<b>2016</b>	Wood, William L.	1968, 69
Sybert, Douglas L.	1976, 77, 78	Trimble, James W.	1939, 40, 41	Waterhouse, Harold	1974, 75, 76	Woodburn, William L.	1917, 73
<b>Sykes, Nile</b>	<b>2015, 16</b>	Trintrip, Philip D.	1988, 89, 90, 91	Waters, Tregg T.	2012, 13	Woods, Reginald	1965
Syndor, John R.	1983	Tripp, Delbert H.	1923	Watson, Antonio	2001, 02	Woodson, Marvin	1961, 62, 63
Szabo, Joseph	1936, 37	Trobaugh, Raymond J.	1927, 28	Watts, Damon	1990, 91, 92, 93	Woodward, Richard L.	1922, 23, 24
Szczesny, Paul	2004	Trombetta, Alexander D.	1961	Watts, James M.	1974	Woolard, Jason	1993 (Mgr.)
Szymkowski, Stanley M.	1972, 74	Trout, Arthur L.	1911, 12, 13	Waygh, Lloyd A.	1904, 05, 06	Worcester, Edward H.	1963
<b>T</b>		Trulock, Kevin M.	2007	Way, Barry	1986, 88	Worsey, Arlington S.	1912, 13, 14
Tabaka, Peter F.	1970, 71	Tucker, Maurice	1998, 99	Waymire, Elbert S.	1907	Worstell, James M.	1973
Tackett, Richard D.	1942	Turley, Ira S.	1911	Weaver, Ralph W.	1926, 27, 28	Wortley, George E.	1968
Tackett, Sylvan W.	1930 (Mgr.)	Turner, Howard K.	1916	Webb, Alexander G.	2011, 12	Wright, Larry A.	1971
Takacs, William E.	1956, 57	Turner, Joey	1984	Weeks, Walters W.	1973, 74	Wright, Vernon L.	1964
Talarico, Sam J.	1949, 50, 52	Turner, Nickolas S.	2010	Weidenbender, Thomas A.	1983, 84, 85, 86	Wright-Baker, Edward	2010, 11
Talbot, Robert M.	1927 (Mgr.)	Turner, Rob	1987, 88, 90	Weiland, Paul H.	1914, 15, 16	Wynn, Shane	2011, 12, 13, 14
Talbot, John E.	1906, 07, 08	Turner, Terrance E.	2007, 08, 09, 10	Weiler, Mark P.	1981, 82, 83, 84	Wyss, Benjamin D.	2007
Taliaferro, George	1945, 47, 48	Tutsie, Albert P.	1907, 08, 09, 10	Weinberg, James J.	1982	<b>Y</b>	
Tallen, Terrence P.	1978, 79, 80	Tuttle, Steven C.	1972	Weir, David M.	1979, 80, 81	Yakey, Joseph W.	1889
Tallon, Harry A.	1956	<b>U</b>		Weiss, Sidney	1937	Yarian, Paul A.	1977
Tanner, Dale H.	1937	Udler, Aaron	2001	Weisser, Stephen J.	1976, 78, 79	Yeldell, Greg	1998, 99
Tate, Joseph P.	1963, 64, 65	Uebelhoer, Carter	2010 (Mgr.)	Welch, Garrett	2015	Yer, Don L.	1933, 34
Tavener, John H.	1941, 42, 43, 44	Ucker, William F.	1944	Wells, Timothy C.	1974, 75, 76 (Mgr.)	Yore, James	1956, 57
Taylor, Bernard T.	2011, 12, 13, 14	Ulan, Earl C.	1940 (Mgr.)	Weninger, Mike P.	1976	Youmans, Todd	1996 (Mgr.)
Taylor, Brett	2000, 01	Unger, Fred W.	1958	Wenzel, Jim L.	1973, 74	Young, Clarence	2000
Taylor, Chris	2002, 03, 04, 05	Utterovich, Emil	1938, 39, 40	Wersky, James R.	1974, 76	Young, Courtney	2001, 03
Taylor, Clint	2000	Utter, Clifton C.	1891, 92	Wesley, Richard	1962, 63	Young, Martin D.	1979, 81
Taylor, Collin W.	2007, 08, 09	<b>V</b>		Westfall, Phillip K.	1962, 64	Young, Robert H.	1946, 47
Taylor, Corey	1990, 91	VanDyck, Thomas A.	1981, 82, 83, 84	<b>Westbrook, Nicholas O.</b>	<b>2015, 16</b>	Youngblood, Robert M.	1975, 76 (Mgr.)
Taylor, John H.	1979, 80	VanHoek, Damon	1994 (Mgr.)	Westover, Kevin T.	1974, 76	Youtsier, William D.	1897, 98
Tegarden, Scott K.	1969, 70	VanDoyen, Jerry L.	1949, 50, 51	Whitaker, Berry M.	1911, 12, 13	<b>Z</b>	
Terrell, Derrick	1992, 93, 94	VanPeit, Robert C.	1964, 65, 66	White, Frank B.	1913, 14, 15	Zag, Frank L.	1974, 75, 76 (Mgr.)
Terry, Raymond L.	1965, 66	VanSlyke, James	1986	White, Eugene G.	1939, 40, 41	Zaiser, William H.	1923, 25
Teter, George E.	1899	VanVliet, Robert (Rob)	1985, 86	White, Eugene G.	1967, 69, 70	Zakrzewski, Matthew J.	2012, 13
Teter, James L.	1970	Vargo, Ron	1986, 87, 88, 89	White, Robert J.	1940, 41, 42	Zakry, Ivan A.	1912, 14
Teter, John W.	1899, 00	Vecchio, Robert F.	1980, 61	White, Robert L.	1968, 69	Zarlingo, Daniel A.	1974, 75, 76, 77
Teter, Sanford F.	1892	Veller, Don A.	1932, 33, 34	White, Sean	1990	Zeigler, Dennis E.	2008
Thaxton, Gregory	2005, 06, 07, 08	Verucuski, Bruno V.	1932, 33, 34	Whitsett, David A.	1956, 57	Zeigler, Joe	1986, 87, 88, 89
Thigpen, Marcus A.	1897	Verlilay, Frank T.	1967	Whittington, Bernard	1990, 91, 92, 93	Zeller, Joseph T.	1929, 30, 31
Thomas, Austin J.	2006, 07, 08, 09	Vesel, James A.	1952, 53, 54	Wible, Ralph W.	1957 (Mgr.)	Zeller, Mark W.	1971, 72, 73
Thomas, Charles A.	1929, 30, 31	Vishnich, Michael R.	1971, 72, 73	Widaman, John D.	1937, 38	Zelli, David A.	1981
Thomas, Daniel J.	1949, 50, 51	Volta, Richard	1933	Wietecha, Edwin	1979, 80, 81, 82	Zematis, Brian C.	2007, 08, 09
Thomas, Donald M.	1973, 74, 75	Volvattorni, Chris	2003, 04	Wilcox, Michael	1954, 55, 56	Zilkowski, Ronald	1978
Thomas, Eddie L.	1988, 89, 90, 91	VonDerheide, Dean M.	1973, 74	Wilbur, Timothy L.	1978, 79, 80, 81	Zimmer, Harold L.	1939, 40
Thomas, Jr., Eric D.	2008, 09, 10	VonFress, Edward C.	1921	Wilder, Clem	1914	Zimny, Robert J.	1941, 42
Thomas, Eugene S.	1920, 21, 22	Voorhis, William A.	1965	Wiley, Anthony	1994	Zivich, John M.	1923
<b>Thomas, Ian</b>	<b>2016</b>	Voss, C. F.	1914, 15	Wiley, Chester E.	1916,	Zoll, Richard D.	1965, 66
Thomas, Ishmael S.	2011	Voss, Mitchell S.	2012	Wilken, Elmer S.	1921, 22, 23	Zoll, Richard M.	1933, 34, 35
Thomas, Jeffrey C.	2010, 11	<b>W</b>		Wilkinson, Dorian	1994, 95, 96, 97	Zoll, Robert W.	1966
Thomas, Kyle N.	2006, 07	Wade, Franklin C.	1903, 05, 06	Will, Brad	1994 (Mgr.)	Zuger, John T.	1951, 52, 53
Thomas, Shane	1993	Wade, Jeffrey F.	1983, 84, 85, 86	Willhite, James R.	1979, 79	Zupancic, Jacob A.	2011, 12, 13
Thomas, Terrance T.	2007, 08, 09, 10	Wade, John B.	1943	Williams, Brian D.	2012, 13	Zyzda, David L.	1981, 82, 83, 84
Thomason, John	1989, 90, 91	Waggoner, Andrew	2010 (Mgr.)	Williams, Clyde H.	1992, 93, 94, 95		
Thompson, Anthony	1986, 87, 88, 89	Wagner, Jacob	2002, 03	Williams, Devonte	1931	<b>- Current players in bold</b>	
Thompson, Daniel	1990, 91, 92, 93	Wagner, Ralph	1946, 47	Williams, Jerry T.	2006, 07, 08	<b>2015, 16</b>	
Thompson, Donald F.	1935 (Mgr.)	Wagner, Troy M.R.	2007, 08, 09	Williams, Kenyetta	1993	Williams, Kenyetta	1993
Thompson, Donald M.	1973, 74, 75	Wagon, Lloyd L.	1948	Williams, Levron	1998, 99, 00, 01	Williams, Levron	1998, 99, 00, 01
Thompson, Ernie	1989, 90	Walters, Van A.	1983, 85, 86, 87	Williams, M. Paul	1989, 90, 91	Williams, Mike	2002
Thompson, Francis M.	1908	Walden, Rodney F.	1979, 80, 81	Williams, Randolph	1958, 60	Williams, Randolph	1958, 60
Thompson, Patrick	2002, 03, 04	Walker, Harrison A.	1912, 13	Williams, Russell S.	1919, 21	Williams, Russell S.	1919, 21
Thompson, Ralph F.	1944	Walker, Lewis W.	1933, 34, 35	Williams, Steve	2000, 01	Williams, Steve	2000, 01
Thompson, Raymond D.	1895	Walker, Paul K.	1942	Williams, Travis B.	1913, 14, 15	Williams, Travis B.	1913, 14, 15
Thompson, Richard L.	1968, 70, 71	Walker, Todd	1987, 89, 90, 91	Willis, Darius O.	2009, 10	Willis, Darius O.	2009, 10
Thompson, Ryan M.	2012, 13	<b>Walker, Ezekiel J.</b>	<b>2015, 16</b>	<b>Willis, Jr., Dameron R.</b>	<b>2015, 16</b>	<b>Willis, Jr., Dameron R.</b>	<b>2015, 16</b>
<b>Thompson, Jayme</b>	<b>2016</b>	Walker-Roby, Brandon T.	2005, 06, 07, 08	Wilmut, Trevor	1993, 94	Wilsey, Robert E.	1886, 87, 88
Thomson, William C.	1969, 70, 71	Wallace, James L.	1978, 79, 80	Wilson, Andrew D.	2013, 14, 15	Wilson, Andrew D.	2013, 14, 15
Thorn, Peter D.	1968	Wallace, Russell S.	1914	<b>Wilson, Brandon</b>	<b>2016</b>	Wilson, Brandon	2016
Thornton III, Leon	2015, 16	Wallace, Sharrod	1998, 99, 00, 01	Wilson, Cal J.	1965, 66, 67	Wilson, Cal J.	1965, 66, 67
Thurman, Alfonso	1991, 92, 93, 94	Walls, Craig S.	1979, 80, 81	Wilson, William B.	1974, 75, 76, 77	Wilson, William B.	1974, 75, 76, 77
Tierman, Richard J.	1932	Walsh, John B.	1981, 82, 83, 84	Wilson, Jr., Duwycce E.	2010, 11, 12, 13	Wilson, Jr., Duwycce E.	2010, 11, 12, 13
Tighe, Charles P.	1905, 06, 07	Walters, Trent	1963, 64, 65	Winstow, Michael T.	1973, 74	Winstow, Michael T.	1973, 74
Tillery, Steven	1977, 78, 79, 80	<b>Walton, Kiente D.</b>	<b>2014, 15, 16</b>	Winston, John M.	1925, 26	Winston, John M.	1925, 26
Tillery, Robert J.	1979, 80	Waltz, Richard B.	1968	Winston, Kevin	1987	Winston, Kevin	1987
<b>Timian, Luke R.</b>	<b>2015, 16</b>	Ward, Darin	1993, 95, 96	Winston, Sam L.	1948, 49, 50	Winston, Sam L.	1948, 49, 50
Tipmore, Floyd L.	1938, 39, 40	Ward, Tom	1989 (Mgr.)	Winter, Olice	1908, 09, 10	Winter, Olice	1908, 09, 10
Tippan, Kurt	1993 (Mgr.)	Wardlow, Harry	1990, 91				
Trisdale, Brent A.	1977, 78, 79, 80	Ware, Jermaine	1994, 95, 96				
Tobin, Paul E.	1925, 26						



# STARTING LINEUPS

## 2016

### Offense

TE Danny Friend (13), Ian Thomas (1)  
 LT Coy Cronk (13)  
 LG Wes Martin (13)  
 C Wes Rogers (13)  
 RG Jacob Bailey (7), Dan Feeney (4), Simon Stepaniak (2)  
 RT Brandon Knight (6), Dan Feeney, Dimitric Camiel (2)  
 WR Ricky Jones (13)  
 QB Richard Lagow (13)  
 RB Devine Redding (13)  
 WR Nick Westbrook (12), Simmie Cobbs, Jr. (1)  
 WR Mitchell Paige (12)

### Defense

DE Greg Gooch (12), Nile Sykes (1)  
 DT Nate Hoff (13)  
 DT Ralph Green III (7), Patrick Dougherty (4), Jacob Robinson (2)  
 DE Patrick Dougherty (8), Jacob Robinson (5)  
 LB Tegray Scales (13)  
 LB Marcus Oliver (12), Dameon Willis, Jr. (1)  
 HUSK Marcelino Ball (13)  
 CB Rashard Fant (13)  
 CB A'Shon Riggins (8), Ben Bach (4), Tyler Green (1)  
 S Jonathan Crawford (13)  
 S Tony Fields (13)

## 2015

### Offense

TE Michael Cooper (8), Anthony Corsaro (6)  
 LT Jason Spriggs (13)  
 LG Jacob Bailey (7), Wes Martin (6)  
 C Jake Reed (13)  
 RG Dan Feeney (13)  
 RT Dimitric Camiel (13)  
 WR Ricky Jones (13)  
 QB Nate Sudfeld (12), Zander Diamond (1)  
 RB Jordan Howard (9), Devine Redding (4)  
 WR Simmie Cobbs, Jr. (13)  
 WR Mitchell Paige (12)

### Defense

DT Darius Latham (10), Ralph Green III (2), Shawn Heffern (1)  
 NT Adarius Rayner (11), Ralph Green III (1), Nate Hoff (1)  
 DE Nick Mangieri (13)  
 BAN Zack Shaw (13)  
 SLB Clyde Newton (13)  
 MLB T.J. Simmons (12), Tegray Scales (1)  
 WLB Marcus Oliver (13)  
 CB Rashard Fant (12), Devonte Williams (2)  
 CB Andre Brown, Jr. (8), Tyler Green (2), Ben Bach (1), Leon Thornton III (1)  
 FS Chase Dutra (7), Will Dawkins (3), Kiante Walton (2), Jameel Cook, Jr. (1)  
 SS Jonathan Crawford (13)

## 2014

### Offense

TE Michael Cooper (6), Anthony Corsaro (6)  
 LT Jason Spriggs (10), Dimitric Camiel (1), Ralston Evans (1)  
 LG Collin Rahrig (6), David Kaminski (4), Jacob Bailey (2)  
 C Collin Rahrig (6), Jake Reed (4), Wes Rogers (2)  
 RG Dan Feeney (12)

RT Ralston Evans (8), Dimitric Camiel (4)  
 WR Shane Wynn (12)  
 QB Nate Sudfeld (6), Zander Diamond (6)  
 RB Tevin Coleman (12)  
 WR Nick Stoner (8), Andre Booker (2), Simmie Cobbs, Jr. (2)  
 WR J-Shun Harris II (6), Dominique Booth (6)

### Defense

DT Darius Latham (9), Adarius Rayner (3)  
 NT Nate Hoff (8), Adarius Rayner (4)  
 DE Bobby Richardson (11), Darius Latham (1)  
 BAN Nick Mangieri (12)  
 SLB Flo Hardin (12)  
 MLB T.J. Simmons (11), Kyle Kennedy (1)  
 WLB David Cooper (12)  
 CB Tim Bennett (12)  
 CB Michael Hunter (12)  
 FS Antonio Allen (12)  
 SS Mark Murphy (11), Chase Dutra (1)

## 2013

### Offense

TE Ted Bolser (12)  
 LT Jason Spriggs (12)  
 LG Bernard Taylor (9), Jake Reed (3)  
 C Collin Rahrig (12)  
 RG David Kaminski (5), Jacob Bailey (3), Cody Evers (2), Jake Reed (2)  
 RT Ralston Evans (12)  
 WR Shane Wynn (12)  
 QB Nate Sudfeld (8), Tre Roberson (4)  
 RB Tevin Coleman (9), Stephen Houston (2), D'Angelo Roberts (1)  
 WR Cody Latimer (11), Duwyce Wilson (1)  
 WR Kofi Hughes (12)

### Defense

DE Ryan Phillis (12)  
 DT Bobby Richardson (10), Shawn Heffern (1), Adarius Rayner (1)  
 DT Ralph Green III (9), Nick Mangieri (1), Adarius Rayner (1), Alex Todd (1)  
 DE Nick Mangieri (9), Zack Shaw (2), John Laihinen (1)  
 WLB David Cooper (12)  
 MLB T.J. Simmons (12)  
 SLB Forisse Hardin (8), Clyde Newton (4)  
 CB Tim Bennett (12)  
 CB Michael Hunter (12)  
 S Greg Heban (12)  
 S Mark Murphy (11), Antonio Allen (1)

## 2012

### Offense

TE Ted Bolser (12)  
 LT Jason Spriggs (12)  
 LG Bernard Taylor (6), Collin Rahrig (6)  
 C Will Matte (12)  
 RG Dan Feeney (12)  
 RT Peyton Eckert (12)  
 WR Shane Wynn (12)  
 QB Cameron Coffman (10), Tre Roberson (2)  
 RB Stephen Houston (8), Tevin Coleman (2), D'Angelo Roberts (1), Isaiah Roundtree (1)  
 WR Cody Latimer (10), Nick Stoner (2)  
 WR Kofi Hughes (8), Duwyce Wilson (4)

### Defense

DE Ryan Phillis (12)  
 DT Adam Replogle (12)  
 DT Larry Black, Jr. (12)  
 DE Zack Shaw (9), John Laihinen (3)

WLB Jacarri Alexander (4), Flo Hardin (4), Chase Hoobler (2), Tim Bennett (1, DB), Greg Heban (1, DB)  
 MLB David Cooper (12)  
 SLB Griffen Dahlstrom (7), Chase Hoobler (2), Greg Heban (2, DB), Tim Bennett (1, DB)  
 CB Antonio Marshall (7), Kenny Mullen (5)  
 CB Brian Williams (12)  
 S Greg Heban (7), Drew Hardin (5)  
 S Mark Murphy (11), Tim Bennett (1)

## 2011

### Offense

TE Max Dedmond (7), Ted Bolser (6)  
 LT Andrew McDonald (12)  
 LG Bernard Taylor (10), Marc Damisch (2)  
 C Will Matte (9), Collin Rahrig (3)  
 RG Justin Pagán (6), Collin Rahrig (5), Cody Evers (1)

RT Peyton Eckert (6), Justin Pagán (5), Josh Hager (1)  
 WR Jamonne Chester (7), Damarlo Belcher (6)  
 QB Tre Roberson (5), Edward Wright-Baker (5), Dusty Kiel (2)  
 RB Stephen Houston (7), Matt Perez (4), D'Angelo Roberts (1)  
 WR Kofi Hughes (10), Cody Latimer (2)  
 WR Dre Muhammad (6), Duwyce Wilson (3), Shane Wynn (1)

### Defense

DE Darius Johnson (7), Bobby Richardson (6)  
 DT Adam Replogle (12)  
 DT Larry Black, Jr. (12)  
 DE Ryan Phillis (6), Fred Jones (3), Javon Cornley (2)  
 WLB Leon Beckum (5), Mark Murphy (3), Brandon McGhee (3), Kenny Mullen (1, DB)  
 MLB Jeff Thomas (11), Leon Beckum (1)  
 SLB Chase Hoobler (8), Donnell Jones (3, DB), Kenny Mullen (1, DB)  
 CB Greg Heban (12)  
 CB Lawrence Barnett (9), Michael Hunter (3)  
 S Mark Murphy (6), Chris Adkins (4), Forisse Hardin (2)  
 S Drew Hardin (4), Jarrell Drane (4), Alexander Webb (2), Donnell Jones (2)

## 2010

### Offense

TE Ted Bolser (7), Max Dedmond (4), Charles Love III (2)  
 LT Andrew McDonald (11), Justin Pagán (1)  
 LG Aaron Price (10), Justin Pagán (2)  
 C Will Matte (12)  
 RG Justin Pagán (6), Marc Damisch (5), Jordan Marquette (1)  
 RT James Brewer (9), Justin Pagán (1), Josh Hager (1), Marc Damisch (1)  
 WR Damarlo Belcher (12)  
 QB Ben Chappell (12)  
 RB Trea Burgess (6), Darius Willis (3)  
 WR Tandon Doss (11), Kofi Hughes (1)  
 WR Terrance Turner (10), Duwyce Wilson (4)

### Defense

DE Darius Johnson (11), Adam Replogle (4)  
 DT Adam Replogle (8), Larry Black, Jr. (4)  
 DT Mick Mentzer (11), Nicholas Sliger (1)  
 DE Terrance Thomas (9)



# STARTING LINEUPS

WLB Leon Beckum (8), Chad Sherer (2),  
Damon Sims (1), Donnell Jones (1, DB)  
MLB Jeff Thomas (9), Leon Beckum (3)  
SLB Tyler Replogle (10), Jeff Thomas (1),  
Chad Sherer (1)  
CB Matt Ernest (9), Greg Heban (4)  
CB Richard Council (6), Adrian Burks (5)  
SS Mitchell Evans (12)  
FS Donnell Jones (9), Chris Adkins (1),  
Jarrell Drane (1), Lenyatta Kiles (1)

## 2009

### Offense

TE Troy Wagner (9), Brian Zematis (2)  
LT Rodger Saffold (12)  
LG Justin Pagán (11), Marc Damisch (1)  
C Will Matte (12)  
RG Pete Saxon (10), Mike Reiter (2)  
RT James Brewer (12)  
WR Terrance Turner (9)  
QB Ben Chappell (12)  
RB Darius Willis (6), Demetrius McCray (5),  
Bryan Payton (1)  
WR Tandon Doss (10), Mitchell Evans (2)  
WR Max Dedmond (8, TE), Damarlo Belcher (5)

### Defense

DE Greg Middleton (12)  
DT Adam Replogle (11), Jarrod Smith (1)  
DT Larry Black, Jr. (12)  
DE Jammie Kirlaw (12)  
WLB Will Patterson (10), Justin Carrington (1),  
Tyler Replogle (1)  
MLB Matt Mayberry (12)  
SLB Tyler Replogle (8), Justin Carrington (2),  
Collin Taylor (2, DB)  
CB Richard Council (7), Donnell Jones (5)  
CB Ray Fisher (6), Adrian Burks (4),  
Chris Adkins (1), Donnell Jones (1)  
SS Austin Thomas (12)  
FS Nick Polk (11), Collin Taylor (1)

## 2008

### Offense

TE Troy Wagner (5), Max Dedmond (4),  
Brad Martin (1)  
LT Rodger Saffold (10), Justin Pagán (2)  
LG Pete Saxon (5), Andrew McDonald (2),  
Justin Pagán (2), Mike Reiter (2),  
Jarrod Smith (1)  
C Alex Perry (5), Pete Saxon (5),  
Mike Reiter (1), Jarrod Smith (1)  
RG Cody Faulkner (11), Mike Reiter (1)  
RT Mike Stark (11), Justin Pagán (1)  
WR Andrew Means (11)  
QB Kellen Lewis (9), Ben Chappell (3)  
RB Marcus Thigpen (10), Demetrius  
McCray (1), Ian Reeves (1, FB)  
WR Terrance Turner (9), Brandon  
Walker-Roby (5)  
WR Ray Fisher (9), Damarlo Belcher (2),  
Mitchell Evans (2)

### Defense

DE Ryan Marando (9), Greg Middleton (3)  
NT Deonte Mack (10), Keith Burrus (2)  
DT Greg Brown (12)  
DE Jammie Kirlaw (10), Greg Middleton (2)  
WLB Will Patterson (10), Tyler Replogle (2)  
MLB Matt Mayberry (12)  
SLB Geno Johnson (12)  
CB Chris Adkins (12)

CB Christopher Phillips (3), Richard Council (7),  
Donnell Jones (2)  
SS Austin Thomas (5), Joe Kleinsmith (7) FS  
Nick Polk (7), Brandon Mosley (5)

## 2007

### Offense

TE Nick Sexton (6), Troy Wagner (2),  
Taylor Donnell (1)  
LT Rodger Saffold (13)  
LG Pete Saxon (13)  
C Ben Wyss (11), John Sandberg (2)  
RG John Sandberg (11), Charlie Emerson (2)  
RT Charlie Emerson (8), Mike Stark (5)  
WR James Hardy (13)  
QB Kellen Lewis (13)  
RB Marcus Thigpen (9), Josiah Sears (3),  
Bryan Payton (2)  
WR Andrew Means (12), Terrance Turner (4)  
WR Ray Fisher (9), James Bailey (4)

### Defense

DE Jammie Kirlaw (13)  
NT Joe Kremer (11), Kevin Burrus (2)  
DT Greg Brown (13)  
DE Greg Middleton (13)  
LB Geno Johnson (11), Justin Carrington (1)  
MLB Adam McClurg (13)  
LB Will Patterson (13)  
CB Leslie Majors (11), Christopher Phillips (2),  
Joe Kleinsmith (1)  
CB Tracy Porter (13)  
SS Austin Thomas (12), Mitchell Evans (1)  
FS Nick Polk (13)

## 2006

### Offense

TE Matt O'Neal (3), Nick Sexton (2)  
LT Rodger Saffold (6), Justin Frye (4),  
Scott Anderson (1), Kyle Thomas (1)  
LG Kyle Thomas (6), Pete Saxon (5),  
John Sandberg (1)  
C Justin Frye (8), Chris Mangiero (4)  
RG John Sandberg (10), Chris Mangiero (2)  
RT Charlie Emerson (11), Scott Anderson (1)  
WR James Hardy (9), Brandon Walker-Roby (4)  
QB Kellen Lewis (9), Blake Powers (2),  
Graeme McFarland (1)  
RB Marcus Thigpen (9), Demetrius McCray (3)  
WR Jahkeem Gilmore (11), Andrew Means (5)  
WR Nick Polk (9), James Bailey (4),  
Ray Fisher (1)

### Defense

DE Jammie Kirlaw (7), Brian Faires (3),  
Keith Burrus (2)  
NT Joe Kremer (11), Todd Newman (1)  
DT Greg Brown (12)  
DE Kenny Kendal (12)  
LB Geno Johnson (12)  
MLB Adam McClurg (11), Will Patterson (1)  
LB Josh Bailey (7), Will Patterson (4)  
CB Christopher Phillips (8), Leslie Majors (4),  
Joe Kleinsmith (1)  
CB Tracy Porter (12)  
SS Will Meyers (12)  
FS Troy Grosfield (6), Austin Thomas (6)

## 2005

### Offense

TE Matt O'Neal (7), Chris Rudanovic (4)  
LT Isaac Sowell (11)  
LG Adam Hines (11)  
C Chris Mangiero (11)  
RG Brandon Hatcher (8), Justin Frye (3)  
RT Justin Frye (7), Scott Anderson (4)  
WR Jahkeem Gilmore (8), James Bailey (2),  
Ryan Skelton (1)  
QB Blake Powers (11)  
RB Chris Taylor (11), Josiah Sears (1)  
WR Marcus Thigpen (11)  
WR James Hardy (5), Brandon Walker-Roby (2),  
Rhett Kleinschmidt (1)

### Defense

DE Victor Adeyanju (11)  
NT Russ Richardson (9), Joe Kremer (1),  
Charles Emerson (1)  
DT Greg Brown (5), Charles Emerson (5),  
Joe Kremer (1)  
DE Ben Ishola (11)  
LB Josh Moore (5), Jake Powers (1),  
Geno Johnson (2), Will Meyers (3)  
MLB John Pannozzo (8), Kyle Killion (3)  
LB Kyle Killion (8), Jake Powers (2),  
Geno Johnson (1)  
CB Leslie Majors (10), Troy Grosfield (1)  
CB Tracy Porter (11)  
SS Will Meyers (8), Aaron Mitchell (3)  
FS Troy Grosfield (8), Will Lumpkin (3)

## 2004

### Offense

SE Travis Haney (9), Jahkeem Gilmore (2)  
FL Courtney Roby (11)  
LT Isaac Sowell (4), Adam Hines (7)  
LG Adam Hines (4), Chris Voltattorni (6)  
Jonathan Sandberg (1)  
C Chris Mangiero (4), Chris Jahne (7)  
RG Chris Jahne (4), Brandon Hatcher (7)  
RT Justin Frye (11)  
TE Aaron Halterman (9), Chris Rudanovic (2)  
QB Matt LoVecchio (11)  
RB BenJarvis Green-Ellis (11)  
FB John Pannozzo (9), Chris Taylor (2)

### Defense

DE Victor Adeyanju (11)  
DT Martin Lapostolle (6), Russ Richardson (5)  
DT Jodie Clemons (11)  
DE Kenny Kendal (11)  
LB Paul Szczesny (8), Cleo Harbison (2),  
Will Meyers (1)  
MLB Kyle Killion (11)  
LB Kevin Smith (4), Jake Powers (5),  
Adam McClurg (1), Will Lumpkin (1)  
CB Buster Larkins (11)  
CB Tracy Porter (7), Leslie Majors (4)  
SS Will Meyers (3), Will Lumpkin (3),  
Aaron Mitchell (5)  
FS Herana-Daze Jones (11)

## 2003

### Offense

SE Glenn Johnson (10), Travis Haney (1)  
FL Courtney Roby (11)  
LT Isaac Sowell (11)  
LG Adam Hines (11)  
C Chris Mangiero (8), Brandon Hatcher (4)  
RG Chris Jahne (11), Chris Voltattorni (1)



# STARTING LINEUPS

RT Justin Frye (11), Chris Jahnke (1)  
 TE Aaron Halterman (11), Matt O'Neal (1)  
 QB Matt LoVecchio (11), Graeme McFarland (1)  
 RB Brian Lewis (6), BenJarvus Green-Ellis (3), Chris Taylor (3)  
 FB John Pannoza (8), Alex Stscherban (1)

## Defense

DE Victor Adeyanju (12)  
 DT Martin Lapostolle (11), Courtney Young (1)  
 DT Jodie Clemons (12)  
 DE Kenny Kendal (12)  
 LB Josh Moore (7), Jake Powers (5)  
 MLB Kyle Killion (12)  
 LB Kevin Smith (5)  
 CB Duane Stone (12)  
 CB Leonard Bryant (6), Cedric Henry (6)  
 SS Herana-Daze Jones (11), Will Meyers (1)  
 FS Joe Gonzalez (9), Will Lumpkin (2), Ryan Skelton (1)

## 2002

### Offense

SE Glenn Johnson (12)  
 LT Courtney Roby (10), Tyke Spencer (1)  
 LT Enoch DeMar (12)  
 LG A.C. Myler (8), Adam Hines (4)  
 C Chris Jahnke (9), Anthony Oakley (3)  
 RG Adam Hines (6), Anthony Oakley (5), Chris Jahnke (1)  
 RT Bobby Brandt (10), Chris Jahnke (2)  
 TE Aaron Halterman (12), Stephen Anthony (4)  
 QB Gibran Hamdan (8), Tommy Jones (4)  
 RB Yamar Washington (8), Brian Lewis (4)  
 FB John Pannoza (9)

### Defense

DE Victor Adeyanju (10), Derek Barnett (2)  
 DT Kris Dielman (12)  
 DT Russ Richardson (10), Colin Christopher (2)  
 DE Jodie Clemons (12)  
 LB Herana-Daze Jones (9), John Kerr (2), Deonte Smith (1)  
 MLB John Kerr (10), Martin Lapostolle (2)  
 LB Kevin Smith (6), Kyle Killion (4), Ron Bethel (2)  
 CB Damien Jones (10), Duane Stone (2)  
 CB Antonio Watson (11), Duane Stone (1)  
 SS A.C. Carter (8), Joe Gonzalez (3), Will Lumpkin (1)  
 FS Buster Larkins (8), A.C. Carter (4)

## 2001

### Offense

SE Antwaan Randle El (1), Glenn Johnson (7), Courtney Roby (2)  
 FL Henry Frazier (3), Travis Haney (5), Courtney Roby (1)  
 LT A.C. Myler (11)  
 LG Anthony Oakley (11)  
 C Craig Osika (11)  
 RG Enoch DeMar (11)  
 RT Bobby Brandt (11)  
 TE Kris Dielman (11), Aaron Halterman (3)  
 QB Antwaan Randle El (10), Tommy Jones (1)  
 RB Levron Williams (10), Brian Lewis (1)  
 FB Jeremi Johnson (11), Rashon Myles (1)

### Defense

DE Derek Barnett (11)  
 DT Dominique Smith (5), Jamil Frink (4), Clarence Young (1), Kemp Rasmussen (1)

DT Dominique Smith (5), Colin Christopher (6)  
 DE Kemp Rasmussen (10), Steve Williams (1)  
 LB Justin Smith (6), Herana-Daze Jones (5)  
 MLB Devin Schaffer (3), Brandon Baker (3), Justin Smith (5)  
 LB Ron Bethel (4), Devin Schaffer (3), Robert Brown (2)  
 CB Michael Hanley (6), Sharrod Wallace (5)  
 CB Sharrod Wallace (6), Marcus Floyd (5), Ron Bethel (2)  
 SS Joe Gonzalez (10), Antonio Watson (1)  
 FS A.C. Carter (5), Ron Bethel (4), Willie Northern (2)

## 2000

### Offense

SE Jerry Dorsey (10), Henry Frazier (1)  
 FL Versie Gaddis (10), Derin Graham (1)  
 LT A.C. Myler (11)  
 LG Anthony Oakley (11)  
 C Craig Osika (11)  
 RG Sione Ohuafi (11)  
 RT Enoch DeMar (11)  
 TE Bobby Brandt (11)  
 QB Antwaan Randle El (11)  
 RB Levron Williams (6), Brian Lewis (5)  
 FB De'Wayne Hogan (10), Jeremi Johnson (1)

### Defense

DE Derek Barnett (11)  
 DT Paul Mandina (11)  
 DT Dominique Smith (10), Jamil Frink (1)  
 DE Kemp Rasmussen (10), Tony Brown (1)  
 LB Justin Smith (11)  
 MLB Joslin Goodman (11)  
 LB Devin Schaffer (11)  
 CB Duane Stone (6), Marcus Floyd (4), Joe Gonzalez (1), O.J. Spencer (1)  
 CB Sharrod Wallace (10), Duane Stone (1)  
 SS Johnny Anderson (11)  
 FS Ron Bethel (11)

## 1999

### Offense

WR Jerry Dorsey (10), Derin Graham (1)  
 LT Pita Elisara (11)  
 LG Enoch DeMar (11)  
 C Matt Snyder (6), Chad Miller (5)  
 RG Jamarkus Gorman (6), James Broyles (4), Matt Snyder (1)  
 RT Craig Robeen (11)  
 TE Craig Osika (11), Kris Dielman (1)  
 QB Antwaan Randle El (11)  
 TB Levron Williams (8), Frankie Franklin (3)  
 FB De'Wayne Hogan (6), Jeremi Johnson (4)  
 WR Versie Gaddis (11)

### Defense

DE Adewale Ogunleye (6), Sean Nelson (3), Dominique Smith (1), Derek Barnett (1)  
 DT Paul Mandina (11)  
 DT Jason Czap (11)  
 DE Kemp Rasmussen (11)  
 LB Joslin Goodman (8)  
 LB Devin Schaffer (9), Herman Fowler (2)  
 LB Justin Smith (11)  
 CB Maurice Tucker (7), O.J. Spencer (2), Curtis Randle El (2)  
 CB Sharrod Wallace (11)  
 SS Greg Yeldell (11)  
 FS Mike McGrath (11)  
 DB Johnny Anderson (2), Curtis Randle El (1)

## 1998

### Offense

WR Versie Gaddis (4), Levron Williams (3), O.J. Conner (2)  
 LT Pita Elisara (11)  
 LG James Broyles (6), Matt Synder (5)  
 C Chad Miller (11)  
 RG Matt Snyder (6), James Broyles (5)  
 RT Craig Robeen (11)  
 TE Craig Osika (6), Sterling Mintzer (3), Bryan Bobay (3), Randy Maxwell (1)  
 QB Antwaan Randle El (11)  
 TB Marcus Floyd (6), Levron Williams (2), Frankie Franklin (2), De'Wayne Hogan (1)  
 FB Chris Gall (10)  
 WR Tyrone Browning (10), Derin Graham (2)

### Defense

DE Adewale Ogunleye (11)  
 DT Damien Gregory (9), Paul Mandina (2)  
 DT Jason Czap (11)  
 DE Aaron Williams (10), Bryan Bobay (1)  
 LB Tony Brown (7), Devon Schaffer (3)  
 LB Jabar Robinson (11)  
 LB Brad Gecina (8)  
 CB O.J. Spencer (8), Maurice Tucker (4), Sharrod Wallace (2)  
 CB Curtis Randle El (11)  
 SS Justin Smith (9), Greg Yeldell (3)  
 FS Mike McGrath (11)

## 1997

### Offense

WR O.J. Conner (10)  
 LT Chris Liwienski (11)  
 LG Victor Allotey (11)  
 C Chris Lee (11)  
 RG Khalfani Banks (11)  
 RT Craig Robeen (11)  
 TE Randy Maxwell (10), Ben Klusmeyer (5), Bryan Bobay (1)  
 QB Jay Rodgers (11)  
 TB De'Wayne Hogan (6), Jason Spear (5), Glyn Johnson (1)  
 FB Chris Gall (10), Randy Maxwell (1)  
 WR Tyrone Browning (5), Dorian Wilkerson (2)

### Defense

DE Adewale Ogunleye (11)  
 DT Benyard Jones (11)  
 DT Damien Gregory (10), Brady Shields (1)  
 DE Aaron Williams (9), Jason Czap (1)  
 LB Jason Czap (9), Vince Lidy (1), Aaron Warnecke (1)  
 LB Jabar Robinson (11)  
 LB Aaron Warnecke (5), Joslin Goodman (4), James Lamar (2)  
 CB Joey Eloms (10), O.J. Spencer (1)  
 CB Joe King (11)  
 SS Curtis Randle El (7), Pat Shaw (3), Mike McGrath (2), O.J. Spencer (1)  
 FS Kywin Supernaw (11)

(/) - games started



# PASSING

## YEARLY LEADERS

Year	Name	Att.	Comp.	Yds.	TD
1941	Bill Hillenbrand	55	18	412	7
1942	Bill Hillenbrand	102	50	901	11
1943	Bob Hoernschmeyer	155	70	1,136	13
1944	Bob Hoernschmeyer	96	48	727	7
1945	Ben Raimondi	83	35	593	10
1946	Ben Raimondi	73	135	971	8
1947	Del Rusfeldt	27	18	519	5
1948	George Taliaferro	95	34	550	3
1949	Nick Sebek	164	72	1,034	7
1950	Lou D'Achille	163	76	980	4
1951	Lou D'Achille	70	33	432	4
1952	Lou D'Achille	151	79	1,025	4
1953	Florian Helinski	146	59	879	4
1954	Florian Helinski	115	46	797	4
1955	Gene Cichowski	102	50	654	3
1956	Steve Filipowski	63	32	391	2
1957	Tom McDonald	123	43	544	1
1958	Tom McDonald	42	15	201	2
1959	John Jackson	55	24	478	6
1960	Woody Moore	51	13	228	3
1961	Byron Broome	117	60	627	3
1962	Woody Moore	109	57	770	3
1963	Richie Badar	94	55	679	2
1964	Richie Badar	245	121	1,571	9
1965	Frank Starvoff	159	74	1,045	8
1966	Frank Starvoff	224	119	1,406	7
1967	Harry Gonso	143	67	931	9
1968	Harry Gonso	163	76	1,109	12
1969	Harry Gonso	207	107	1,336	11
1970	Ted McNulty	126	55	448	1
1971	Ted McNulty	201	95	1,140	6
1972	Ted McNulty	132	74	906	7
1973	Willie Jones	135	76	881	5
1974	Terry Jones	220	129	1,347	11
1975	Terry Jones	135	65	787	3
1976	Scott Arnett	93	42	398	3
1977	Scott Arnett	151	73	796	5
1978	Tim Clifford	130	60	726	4
1979	Tim Clifford	288	160	2,078	13
1980	Tim Clifford	198	105	1,391	13
1981	Babe Laufenberg	252	144	1,788	8
1982	Babe Laufenberg	364	217	2,468	11
1983	Steve Bradley	355	182	2,989	14
1984	Steve Bradley	402	208	2,544	10
1985	Steve Bradley	266	142	1,737	11
1986	Dave Kramme	180	98	1,334	6
1987	Dave Schnell	207	121	1,877	13
1988	Dave Schnell	225	119	1,877	9
1989	Dave Schnell	258	146	1,608	4
1990	Trent Green	128	60	934	4
1991	Trent Green	339	200	2,627	12
1992	Trent Green	278	154	1,780	7
1993	John Paci	258	133	1,796	8
1994	John Paci	176	96	996	6
1995	Chris Dittoe	196	102	1,214	3
1996	Chris Dittoe	159	83	1,035	3
1997	Jay Rodgers	330	192	2,156	6
1998	Antwaan Randle El	273	127	1,745	6
1999	Antwaan Randle El	279	150	2,277	17
2000	Antwaan Randle El	277	133	1,783	13
2001	Antwaan Randle El	231	118	1,664	9
2002	Gibran Hamdan	293	152	2,115	9
2003	Matt LoVecchio	291	155	1,778	3
2004	Matt LoVecchio	271	153	1,951	13
2005	Blake Powers	376	212	2,305	22
2006	Kellen Lewis	346	190	2,221	14
2007	Kellen Lewis	442	265	3,043	28
2008	Kellen Lewis	193	110	1,131	6
2009	Ben Chappell	428	268	2,941	17
2010	Ben Chappell	483	302	3,295	24
2011	Edward Wright-Baker	153	91	1,029	4
2012	Cameron Coffman	407	247	2,734	15
2013	Nate Sudfeld	322	194	2,523	21
2014	Nate Sudfeld	167	101	1,151	6
2015	Nate Sudfeld	412	247	3,573	27
2016	Richard Lagow	438	253	3,362	19

## CAREER YARDS

1. Nate Sudfeld	7,879				
Year	Att.	Comp.	Pct.	Yds.	TD
2012	82	51	62.2	632	7
2013	322	194	60.2	2,523	21
2014	167	101	60.5	1,151	6
2015	412	247	60.0	3,573	27
Totals	983	593	60.3	7,879	61
2. Antwaan Randle El	7,469				
Year	Att.	Comp.	Pct.	Yds.	TD
1998	273	127	46.5	1,745	6
1999	279	150	53.8	2,277	17
2000	277	133	48.0	1,783	10
2001	231	118	51.1	1,664	9
Totals	1,060	528	49.8	7,469	42
3. Ben Chappell	7,251				
Year	Att.	Comp.	Pct.	Yds.	TD
2007	2	1	50.0	14	0
2008	153	80	52.3	1,001	4
2009	428	268	62.6	2,941	17
2010	483	302	62.5	3,295	24
Totals	1,066	651	61.1	7,251	45
4. Steve Bradley	6,579				
Year	Att.	Comp.	Pct.	Yds.	TD
1983	355	182	51.3	2,298	14
1984	402	208	51.7	2,544	10
1985	266	142	53.4	1,737	11
Totals	1,023	532	52.0	6,579	35
5. Kellen Lewis	6,395				
Year	Att.	Comp.	Pct.	Yds.	TD
2006	346	190	54.9	2,221	14
2007	442	265	60.0	3,043	28
2008	193	110	57.0	1,131	6
Totals	981	565	57.6	6,395	48
6. Dave Schnell	5,470				
Year	Att.	Comp.	Pct.	Yds.	TD
1986	32	20	62.5	278	1
1987	207	121	58.5	1,707	13
1988	225	119	52.9	1,877	9
1989	258	146	56.6	1,608	4
Totals	722	406	56.2	5,470	27
7. Trent Green	5,400				
Year	Att.	Comp.	Pct.	Yds.	TD
1989	10	7	70.0	59	0
1990	128	60	46.9	934	4
1991	339	200	59.0	2,627	12
1992	278	154	55.4	1,780	7
Totals	755	421	55.8	5,400	23
8. Tim Clifford	4,338				
Year	Att.	Comp.	Pct.	Yds.	TD
1977	15	8	53.3	143	1
1978	130	60	46.2	726	4
1979	288	160	55.6	2,078	13
1980	198	105	53.0	1,391	13
Totals	631	333	52.8	4,338	31
9. Babe Laufenberg	4,256				
Year	Att.	Comp.	Pct.	Yds.	TD
1981	252	144	57.1	1,788	8
1982	364	217	59.6	2,468	11
Totals	616	361	58.6	4,256	19
10. Matt LoVecchio	3,729				
Year	Att.	Comp.	Pct.	Yds.	TD
2003	291	155	53.3	1,778	3
2004	271	153	56.5	1,951	13
Totals	562	308	54.8	3,729	16

## SEASON YARDS

1.	3,573	Nate Sudfeld	2015
2.	3,362	Richard Lagow	2016
3.	3,295	Ben Chappell	2010
4.	3,043	Kellen Lewis	2007
5.	2,941	Ben Chappell	2009
6.	2,734	Cameron Coffman	2012
7.	2,627	Trent Green	1991
8.	2,544	Steve Bradley	1984
9.	2,523	Nate Sudfeld	2013
10.	2,468	Babe Laufenberg	1982

## SINGLE-GAME YARDS

1.	496	Richard Lagow vs. Wake Forest	9/24/16
2.	480	Ben Chappell vs. Michigan	10/2/10
3.	454	Nate Sudfeld vs. Rutgers	10/17/15
4.	454	Cameron Coffman at Penn State	11/17/12
5.	408	Jay Rodgers vs. Ball State	9/13/97
6.	394	Richard Lagow vs. Rutgers	11/5/16
7.	390	Babe Laufenberg vs. Iowa	10/9/82
8.	389	Nate Sudfeld vs. Duke	12/26/15
9.	385	Antwaan Randle El vs. W. Michigan	9/12/98
		Nate Sudfeld at Maryland	11/21/15

## SINGLE-PLAY YARDS

1.	99t	John Paci to Thomas Lewis at Penn State, 11/6/93
2.	91t	Lou D'Achille to Bob Robertson vs. Iowa, 10/7/50
3.	90	Bob Kramer to Trent Smock at Kentucky, 9/28/74
4.	88t	Dave Schnell to Rob Turner vs. South Carolina, 12/28/88
5.	83t	Blake Powers to James Hardy at Wisconsin, 10/1/05
6.	82	Tim Clifford to Mike Friede vs. Minnesota, 11/4/78
7.	81t	Antwaan Randle El to Versie Gaddis vs. Ball State, 9/4/99
8.	80t	Nick Sebek to George Taliaferro at Pittsburgh, 10/23/48
		Edward McNulty to Dick Alan at Iowa, 11/13/71
		Terry Jones to Trent Smock vs. Utah, 9/27/75
		Matt LoVecchio to Jahkeen Gilmore at Illinois, 11/6/04

t-touchdown



Nate Sudfeld



# PASSING

## CAREER ATTEMPTS

1.	1,066	Ben Chappell	2007-10
2.	1,060	Antwaan Randle El	1998-01
3.	1,023	Steve Bradley	1983-95
4.	983	Nate Sudfeld	2012-15
5.	981	Kellen Lewis	2006-08
6.	755	Trent Green	1989-92
7.	722	Dave Schnell	1986-89
8.	631	Tim Clifford	1977-80
9.	616	Babe Laufenberg	1981-82
10.	562	Matt LoVecchio	2003-04

## SEASON ATTEMPTS

1.	493	Ben Chappell	2010
2.	442	Kellen Lewis	2007
3.	<b>438</b>	<b>Richard Lagow</b>	<b>2016</b>
4.	428	Ben Chappell	2009
5.	412	Nate Sudfeld	2015
6.	407	Cameron Coffman	2012
7.	402	Steve Bradley	1984
8.	376	Blake Powers	2005
9.	364	Babe Laufenberg	1982
10.	355	Steve Bradley	1983

## SINGLE-GAME ATTEMPTS

1.	64	Ben Chappell vs. Michigan at Penn State	10/2/10
2.	59	Cameron Coffman at Penn State	11/17/12
		<b>Richard Lagow at Northwestern</b>	<b>10/22/16</b>
4.	57	Blake Powers at Iowa	10/15/05
5.	56	Babe Laufenberg vs. Ohio State	10/23/82
6.	54	Ben Chappell vs. Northwestern at Purdue	10/30/10
7.	53	Cameron Coffman at Purdue	11/24/12
8.	51	Kellen Lewis vs. Illinois	9/22/07
		Ben Chappell at Penn State	11/14/09
		Nate Sudfeld vs. Duke	12/26/15

## CAREER COMPLETIONS

1.	651	Ben Chappell	2007-10
2.	593	Nate Sudfeld	2012-15
3.	565	Kellen Lewis	2006-08
4.	532	Steve Bradley	1983-85
5.	528	Antwaan Randle El	1998-01
6.	421	Trent Green	1989-92
7.	406	Dave Schnell	1986-89
8.	361	Babe Laufenberg	1981-82
9.	333	Tim Clifford	1977-80
10.	308	Matt LoVecchio	2003-04

## SEASON COMPLETIONS

1.	302	Ben Chappell	2010
2.	268	Ben Chappell	2009
3.	265	Kellen Lewis	2007
4.	<b>253</b>	<b>Richard Lagow</b>	<b>2016</b>
5.	247	Cameron Coffman	2012
6.	247	Nate Sudfeld	2015
7.	217	Babe Laufenberg	1982
8.	212	Blake Powers	2005
9.	208	Steve Bradley	1984
10.	200	Trent Green	1991

## SINGLE-GAME COMPLETIONS

1.	45	Ben Chappell vs. Michigan at Iowa	10/2/10
2.	37	Blake Powers at Iowa	10/15/05
3.	<b>35</b>	<b>Richard Lagow at Northwestern</b>	<b>10/22/16</b>
4.	34	Babe Laufenberg vs. Ohio State	10/23/82
5.	33	Cameron Coffman vs. Michigan State at Penn State	10/6/12
		Cameron Coffman at Penn State	11/17/12
7.	32	Ben Chappell at Penn State	11/14/09
		Ben Chappell at Western Kentucky	9/18/10
		Nate Sudfeld vs. Rutgers	10/17/15
10.	31	Ben Chappell at Purdue	11/27/10
		Cameron Coffman at Purdue	11/24/12
		Nate Sudfeld vs. Navy	9/7/13
		Nate Sudfeld at Bowling Green	9/13/14

## CAREER PERCENTAGE

1.	.611	Ben Chappell	2007-10 (651-1,066)
2.	.603	Nate Sudfeld	2012-15 (593-983)
3.	.599	Cameron Coffman	2012-13 (249-416)
4.	.597	Tre Roberson	2011-13 (197-330)
5.	.586	Babe Laufenberg	1981-82 (361-616)
6.	.578	Richard Lagow	2016- (253-438)
7.	.576	Kellen Lewis	2006-08 (565-981)
8.	.562	Dave Schnell	1986-89 (406-722)
9.	.558	Jay Rodgers	1996-98 (253-453)
10.	.556	Trent Green	1989-92 (414-745)


## SEASON PERCENTAGE

1.	.626	Ben Chappell	2009 (268-428)
2.	.625	Ben Chappell	2010 (302-483)
3.	.607	Cameron Coffman	2012 (247-407)
4.	.605	Nate Sudfeld	2014 (101-167)
5.	.602	Nate Sudfeld	2013 (194-322)
6.	.601	Tre Roberson	2013 (83-138)
7.	.600	Kellen Lewis	2007 (265-442)
		Nate Sudfeld	2015 (247-412)
9.	.596	Babe Laufenberg	1982 (217-364)
10.	.590	Trent Green	1991 (200-339)

- Current players in bold



Antwaan Randle El



Trent Green



# RECEIVING

## YEARLY LEADERS


Year	Name	No.	Yds.	Avg.	TD
1941	Charles Jacoby	11	297	27.0	—
1942	Pete Pihos	21	295	14.0	—
1943	Pete Pihos	19	262	13.8	—
1944	Abe Addams	21	332	15.8	—
1945	Mel Groomes	12	223	18.6	—
1946	Mel Groomes	19	232	12.2	0
1947	Lou Mihajlovich	26	346	13.3	2
1948	John McDonnell	14	240	17.1	2
1949	Clint Anderson	28	458	16.4	2
1950	Clint Anderson	20	224	11.2	0
1951	Gene Gedman	18	240	13.3	2
1952	Earl Fisher	27	343	12.7	1
1953	John Bartkiewicz	13	150	11.5	0
1954	Brad Bomba	11	221	20.1	0
1955	Brad Bomba	13	171	13.2	2
1956	Brad Bomba	31	407	13.1	1
1957	Dave Whitstill	14	290	20.7	2
1958	Earl Faison	6	76	12.7	1
1959	Ted Aucreman	13	260	20.0	3
1960	Earl Faison	7	154	22.0	2
1961	Bill Olsavsky	17	237	13.9	2
1962	Marv Woodson	15	200	13.3	1
1963	Bill Malinchak	25	353	14.1	2
1964	Bill Malinchak	46	634	13.8	5
1965	Bill Malinchak	44	699	15.9	7
1966	Bill Couch	45	546	12.1	2
1967	Jade Butcher	38	654	17.2	10
1968	Jade Butcher	44	713	16.2	10
1969	Jade Butcher	37	552	14.9	10
1970	John Andrews	29	268	9.2	1
1971	Alan Dick	25	312	12.5	5
1972	Glenn Scolnik	53	727	13.7	6
1973	Trent Smock	36	505	14.0	5
1974	Trent Smock	31	549	17.7	7
1975	Trent Smock	25	427	17.1	3
1976	Keith Calvin	26	319	12.3	2
1977	Keith Calvin	41	604	14.7	1
1978	Mike Friede	17	412	24.2	3
1979	Bob Stephenson	49	564	11.5	4
1980	Bob Stephenson	26	337	12.9	0
1981	Bob Stephenson	32	230	8.8	1
1982	Duane Gunn	35	764	21.8	5
1983	Duane Gunn	50	815	16.3	6
1984	Len Kenebrew	41	750	18.3	2
1985	Kenny Allen	55	929	16.9	3
1986	Tony Buford	26	416	16.0	1
1987	Ernie Jones	66	1,265	19.2	13
1988	Rob Turner	36	814	22.6	8
1989	Eddie Thomas	38	559	14.7	1
1990	Rob Turner	33	717	21.7	6
1991	Eddie Thomas	54	687	12.7	2
1992	Thomas Lewis	54	685	12.7	5
1993	Thomas Lewis	55	1,058	19.2	7
1994	Eddie Baety	45	559	12.4	4
1995	Sean Glover	33	239	7.2	0
1996	Dorian Wilkerson	40	490	12.2	1
1997	Chris Gall	54	422	7.8	2
1998	Tyrone Browning	47	764	16.3	2
1999	Versie Gaddis	35	633	18.1	3
2000	Versie Gaddis	29	554	19.1	3
2001	Levon Williams	26	289	11.1	2
2002	Courtney Roby	59	1,039	17.6	4
2003	Courtney Roby	45	504	11.2	0
2004	Courtney Roby	55	810	14.7	7
2005	James Hardy	61	893	14.7	10
2006	James Hardy	51	722	14.2	10
2007	James Hardy	79	1,125	14.2	16
2008	Ray Fisher	42	373	8.9	5
2009	Tandon Doss	77	962	12.5	5
2010	Damarlo Belcher	78	832	10.7	4
2011	Kofi Hughes	35	536	15.3	3
2012	Shane Wynn	68	660	9.7	6
2013	Cody Latimer	72	1,096	15.2	9
2014	Shane Wynn	56	708	12.6	3
2015	<b>Simmie Cobbs, Jr.</b>	<b>60</b>	<b>1,035</b>	<b>17.2</b>	<b>4</b>
2016	<b>Nick Westbrook</b>	<b>54</b>	<b>995</b>	<b>18.4</b>	<b>6</b>

## CAREER YARDS

Year	No.	Yds.	Avg.	TD
<b>1. James Hardy</b>				
2005	61	893	14.7	10
2006	51	722	14.2	10
2007	79	1,125	14.2	16
Totals	191	2,740	14.5	36
<b>2. Courtney Roby</b>				
2001	11	171	15.5	1
2002	59	1,039	17.6	4
2003	45	504	11.2	0
2004	55	810	14.7	7
Totals	170	2,524	14.8	12
<b>3. Ernie Jones</b>				
1984	26	408	15.7	2
1985	16	205	12.8	3
1986	25	483	19.3	2
1987	66	1,265	19.2	13
Totals	133	2,361	17.8	20
<b>4. Thomas Lewis</b>				
1991	39	581	14.9	6
1992	54	685	12.7	5
1993	55	1,058	19.2	7
Totals	148	2,324	15.7	18
<b>5. Duane Gunn</b>				
1981	31	656	21.2	3
1982	35	764	21.8	5
1983	50	815	16.3	6
Totals	116	2,235	19.3	14
<b>6. Damarlo Belcher</b>				
2008	25	337	13.5	2
2009	61	770	12.6	5
2010	78	832	10.7	4
2011	25	286	11.4	1
Totals	189	2,225	11.8	12
<b>7. Shane Wynn</b>				
2011	19	197	10.4	0
2012	68	660	9.7	6
2013	46	633	13.8	11
2014	56	708	12.6	3
Totals	189	2,198	11.6	20
<b>8. Cody Latimer</b>				
2011	12	141	11.8	2
2012	51	805	15.8	6
2013	72	1,096	15.2	9
Totals	135	2,042	15.1	17
<b>9. Kofi Hughes</b>				
2010	7	42	6.0	0
2011	35	536	15.3	3
2012	43	639	14.9	3
2013	47	739	15.7	7
Totals	154	1,956	14.8	13
<b>10. Jade Butcher</b>				
1967	35	611	17.5	10
1968	44	713	16.2	10
1969	37	552	14.9	10
Totals	117	1,810	15.5	30



Cody Latimer



Courtney Roby

# RECEIVING

## SEASON YARDS

1.	1,265	Ernie Jones	1987
2.	1,125	James Hardy	2007
3.	1,096	Cody Latimer	2013
4.	1,058	Thomas Lewis	1993
5.	1,039	Courtney Roby	2002
6.	<b>1,035</b>	<b>Simmie Cobbs, Jr.</b>	<b>2015</b>
7.	<b>995</b>	<b>Nick Westbrook</b>	<b>2016</b>
8.	962	Tandon Doss	2009
9.	929	Kenny Allen	1985
10.	906	Ricky Jones	2015

## SINGLE-GAME YARDS

1.	285	Thomas Lewis at Penn State	11/6/93
2.	258	Tyrone Browning vs. Western Michigan	9/12/98
3.	256	Nate Lundy at Colorado	9/27/80
4.	221	Tandon Doss vs. Michigan	10/2/10
5.	208	Ricky Jones vs. Wake Forest	9/24/16
6.	203	James Hardy at Iowa	10/15/05
7.	198	Courtney Roby vs. Iowa	10/19/02
8.	197	Duane Gunn at Iowa	10/10/81
9.	<b>192</b>	<b>Simmie Cobbs, Jr.</b> <b>at Maryland</b>	<b>11/21/15</b>
10.	189	Cody Latimer vs. Illinois	11/9/13

## CAREER RECEPTIONS

1.	191	James Hardy	2005-07
2.	189	Damarlo Belcher	2008-11
		Shane Wynn	2011-14
4.	170	Courtney Roby	2001-2004
5.	154	Tandon Doss	2008-10
6.	148	Thomas Lewis	1991-93
7.	143	Terrance Turner	2007-10
8.	135	Cody Latimer	2011-13
9.	133	Ernie Jones	1984-87
10.	132	Eddie Baety	1991-94
		Kofi Hughes	2010-13

## SEASON RECEPTIONS

1.	79	James Hardy	2007
2.	78	Damarlo Belcher	2010
3.	77	Tandon Doss	2009
4.	72	Cody Latimer	2013
5.	68	Shane Wynn	2012
6.	67	Terrance Turner	2010
7.	66	Ernie Jones	1987
8.	63	Tandon Doss	2010
9.	61	James Hardy	2005
		Damarlo Belcher	2009

## SINGLE-GAME RECEPTIONS

1.	16	Jason Spear vs. Purdue	11/22/97
2.	15	Tandon Doss vs. Michigan	10/2/10
3.	14	James Hardy vs. Penn State	10/20/07
4.	13	Tyrone Browning vs. Western Michigan	9/12/98
5.	12	Thomas Lewis at Michigan State	10/3/92
		Thomas Lewis at Penn State	11/6/93
		James Hardy at Iowa	10/15/05
		Shane Wynn vs. Michigan State	10/6/12
		Shane Wynn at Penn State	11/17/12
		Stephen Houston at Purdue	11/24/12
11.	11	Keith Calvin vs. Michigan State	10/15/77
		Courtney Roby vs. Iowa	10/19/02
		Damarlo Belcher vs. Northwestern	10/30/10
		Cody Latimer vs. Illinois	11/9/13
		Shane Wynn at Rutgers	11/15/14
		Mitchell Paige vs. Duke	12/26/15
17.	<b>10</b>	<b>17 times Last:</b> <b>Nick Westbrook</b> <b>at Northwestern</b>	<b>10/22/16</b>

- Current players in bold



Shane Wynn

# RUSHING

## YEARLY LEADERS


Year	Name	Att	Yds	Avg	TD
1941	Robert White	71	311	4.4	—
1942	Bill Hillenbrand	130	498	3.6	—
1943	Jim Allender	108	523	4.8	—
1944	Harry Jagade	111	450	4.1	—
1945	George Taliaferro	156	719	4.5	—
1946	Pete Pihos	76	262	3.4	6
1947	Harry Jagade	103	436	4.2	1
1948	George Taliaferro	98	262	2.6	3
1949	Bob Robertson	100	348	3.5	2
1950	Bob Robertson	113	551	4.9	7
1951	Gene Gedman	176	731	4.1	6
1952	Gene Gedman	143	574	4.0	8
1953	Jerry Ellis	69	264	4.8	4
1954	John Bartkiewicz	103	430	4.2	2
1955	John Bartkiewicz	114	456	4.0	2
1956	Bob Fee	134	621	4.6	6
1957	John Meegan	43	114	2.7	0
1958	Ted Smith	89	452	5.1	4
1959	Ted Smith	111	490	3.9	3
1960	Joe Maroon	66	348	5.3	2
1961	Marv Woodson	115	425	3.7	5
1962	Marv Woodson	136	540	4.0	5
1963	Tom Nowatzke	160	756	4.7	5
1964	Tom Nowatzke	150	545	3.6	9
1965	Terry Cole	91	286	3.1	2
1966	Mike Krivoshia	179	675	3.8	3
1967	John Isenbarger	120	579	4.8	4
1968	John Isenbarger	130	669	5.1	5
1969	John Isenbarger	233	1,217	5.2	5
1970	John Motil	101	358	3.5	2
1971	Ken St. Pierre	181	760	4.2	5
1972	Ken Starling	196	781	3.9	7
1973	Ken Starling	180	676	3.8	2
1974	Courtney Snyder	291	1,254	4.3	4
1975	Courtney Snyder	248	1,103	4.4	3
1976	Mike Harkrader	192	1,003	5.2	3
1977	Ric Enis	199	978	4.9	4
1978	Mike Harkrader	198	880	4.4	7
1979	Mike Harkrader	210	807	3.8	6
1980	Orlando Brown	118	567	4.8	3
1981	Tim Hines	67	271	4.0	1
1982	Orlando Brown	136	580	4.3	6
1983	Orlando Brown	72	312	4.3	2
1984	Bobby Howard	78	268	3.4	0
1985	Bobby Howard	194	967	5.0	7
1986	Anthony Thompson	191	806	4.2	5
1987	Anthony Thompson	257	1,014	3.9	12
1988	Anthony Thompson	355	1,686	4.7	26
1989	Anthony Thompson	358	1,793	5.0	24
1990	Vaughn Dunbar	250	1,224	4.9	13
1991	Vaughn Dunbar	364	1,805	5.0	12
1992	Brett Law	130	541	4.2	3
1993	Jermaine Chaney	186	716	3.8	6
1994	Alex Smith	265	1,475	5.6	10
1995	Alex Smith	166	769	4.6	3
1996	Alex Smith	292	1,248	4.3	8
1997	De'Wayne Hogan	149	506	3.4	4
1998	Antwaan Randle El	227	873	3.8	10
1999	Levon Williams	118	817	6.9	4
2000	Antwaan Randle El	218	1,270	5.8	13
2001	Levon Williams	122	1,401	6.6	17
2002	Yamar Washington	174	688	4.0	9
2003	BenJarvus Green-Ellis	225	938	4.2	7
2004	BenJarvus Green-Ellis	231	794	3.4	5
2005	Chris Taylor	156	740	4.7	4
2006	Kellen Lewis	124	441	3.6	5
2007	Kellen Lewis	147	736	5.0	9
2008	Marcus Thigpen	94	631	6.7	7
2009	Darius Willis	123	607	4.9	6
2010	Trea Burgess	104	352	3.4	3
2011	Stephen Houston	151	802	5.3	8
2012	Stephen Houston	161	749	4.7	12
2013	Tevin Coleman	131	958	7.3	12
2014	Tevin Coleman	270	2,036	7.5	15
2015	Jordan Howard	196	1,213	6.2	9
2016	Devine Redding	253	1,122	4.4	7

## CAREER YARDS

Player	Year	Att	Yds	Avg.	TD
<b>1. Anthony Thompson</b>					
1986	191	806	4.2	5	
1987	257	1,014	3.9	12	
1988	355	1,686	4.7	26	
1989	358	1,793	5.0	24	
Totals	1161	5,299	4.6	67	
<b>2. Antwaan Randle El</b>					
1998	227	873	3.8	10	
1999	224	788	3.5	13	
2000	218	1,270	5.8	13	
2001	188	964	5.1	8	
Totals	857	3,895	4.5	44	
<b>3. Alex Smith</b>					
1994	265	1,475	5.6	10	
1995	166	769	4.6	3	
1996	292	1,248	4.3	8	
Totals	723	3,492	4.8	21	
<b>4. Mike Harkrader</b>					
1976	192	1,003	5.2	2	
1978	198	880	4.4	7	
1979	210	807	3.8	6	
1980	118	567	4.8	3	
Totals	718	3,257	4.5	18	
<b>5. Tevin Coleman</b>					
2012	51	225	4.4	1	
2013	131	958	7.3	12	
2014	270	2,036	7.5	15	
Totals	452	3,219	7.1	28	
<b>6. Levron Williams</b>					
1998	6	56	9.3	0	
1999	118	817	6.9	4	
2000	116	821	7.1	10	
2001	212	1,401	6.6	17	
Totals	452	3,095	6.8	31	
<b>7. Vaughn Dunbar</b>					
1990	250	1,224	4.9	13	
1991	363	1,805	5.0	12	
Totals	613	3,029	4.9	25	
<b>8. Courtney Snyder</b>					
1973	87	424	4.8	1	
1974	291	1,254	4.3	4	
1975	248	1,103	4.4	3	
1976	5	8	1.6	0	
Totals	631	2,789	4.4	8	
<b>9. John Isenbarger</b>					
1967	124	567	4.6	4	
1968	130	669	5.1	5	
1969	233	1,217	5.2	5	
Totals	487	2,453	5.0	14	
<b>10. Stephen Houston</b>					
2011	151	802	5.3	8	
2012	161	749	4.7	12	
2013	112	753	6.7	5	
Totals	424	2,304	5.4	25	



Tevin Coleman



Alex Smith



# RUSHING

## SEASON YARDS

1.	2,036	Tevin Coleman	2014
2.	1,805	Vaughn Dunbar	1991
3.	1,793	Anthony Thompson	1989
4.	1,686	Anthony Thompson	1988
5.	1,475	Alex Smith	1994
6.	1,401	Levron Williams	2001
7.	1,270	Antwaan Randle El	2000
8.	1,254	Courtney Snyder	1974
9.	1,248	Alex Smith	1996
10.	1,224	Vaughn Dunbar	1990
11.	1,217	John Isenbarger	1969
12.	1,213	Jordan Howard	2015
13.	1,195	Devine Redding	2016
14.	1,103	Courtney Snyder	1975
15.	1,075	Lonnie Johnson	1980
16.	1,014	Anthony Thompson	1987
17.	1,012	Devine Redding	2015
18.	1,003	Mike Harkrader	1976

## SINGLE-GAME YARDS

1.	377	Anthony Thompson at Wisconsin	11/11/89
2.	307	Tevin Coleman at Rutgers	11/15/14
3.	280	Levron Williams at Wisconsin	10/6/01
4.	265	Vaughn Dunbar at Missouri	9/28/91
5.	251	Levron Williams at Michigan State	11/10/01
6.	247	Tevin Coleman vs. Indiana State	8/30/14
7.	245	Alex Smith at Purdue	11/19/94
8.	241	Levron Williams vs. Northwestern	10/9/99
9.	240	Brett Law vs. Missouri	9/26/92
10.	238	Jordan Howard vs. Michigan	11/14/15
11.	237	Lonnie Johnson vs. Illinois	11/15/80
12.	232	Alex Smith at Iowa	10/8/94
13.	228	Tevin Coleman at Ohio State	11/22/14
14.	227	Devine Redding vs. Duke	12/26/15
15.	221	Alex Smith at Kentucky	9/17/94

## SINGLE-PLAY YARDS

1.	98t	Mickey Erehar at Iowa	1912
2.	90t	Tevin Coleman at Ohio State	11/22/14
3.	89	Darrick Burnett vs. Miami (Ohio)	9/24/77
4.	85t	Larry Marks at Northwestern	1923
	85t	Gene Gedman vs. Pittsburgh	10/6/51
	85t	Darius Willis at Michigan	9/26/09
7.	83t	George Ross at Northwestern	1929
	83t	Bob Robertson vs. Notre Dame	10/21/50
	83t	Tevin Coleman at Iowa	10/11/14
10.	82t	Don Veller at Purdue	1934
	82t	Rick Thompson vs. Baylor	9/21/68
	82	Ric Enis vs. North Carolina State	10/2/76

t-touchdown

## SINGLE-GAME ATTEMPTS

1.	52	Anthony Thompson at Wisconsin	11/11/89
2.	48	Sean Glover at Iowa	10/14/95
3.	47	Anthony Thompson vs. Iowa	10/29/88
4.	44	Alex Smith vs. Michigan State	11/11/95
5.	43	Darrick Burnett vs. Purdue	11/19/77
		Anthony Thompson at Illinois	11/7/88
		Anthony Thompson vs. Minnesota	10/21/89
		Alex Smith at Iowa	10/8/94
9.	42	Brett Law vs. Missouri	9/26/92
		BenJarvus Green-Ellis at Penn State	11/15/03

## CAREER ATTEMPTS

1.	1,161	Anthony Thompson	1986-89
2.	857	Antwaan Randle El	1998-01
3.	723	Alex Smith	1994-96
4.	718	Mike Harkrader	1976-80
5.	631	Courtney Snyder	1973-76
6.	614	Vaughn Dunbar	1990-91
7.	508	Devine Redding	2014-16
8.	486	Ken Starling	1971-73
9.	483	John Isenbarger	1967-69
10.	473	Harry Gonso	1967-69

## SEASON ATTEMPTS

1.	364	Vaughn Dunbar	1991
2.	358	Anthony Thompson	1989
3.	355	Anthony Thompson	1988
4.	292	Alex Smith	1996
5.	291	Courtney Snyder	1974
6.	270	Tevin Coleman	2014
7.	265	Alex Smith	1994
8.	257	Anthony Thompson	1987
9.	253	Devine Redding	2016
10.	250	Vaughn Dunbar	1990



Anthony Thompson



# TOTAL OFFENSE

## YEARLY LEADERS

Year	Name	Pass	Rush	Total
1968	Harry Gonso	1,109	323	1,432
1969	Harry Gonso	1,336	237	1,573
1970	Edward McNulty	488	34	522
1971	Edward McNulty	1,140	1	1,141
1972	Edward McNulty	906	28	934
1973	Willie Jones	881	7	888
1974	Willie Jones	1,347	16	1,363
1975	Courtney Snyder	0	1,103	1,103
1976	Mike Harkrader	0	1,003	1,003
1977	Scott Arnett	401	796	1197
1978	Mike Harkrader	17	880	897
1979	Tim Clifford	2,078	80	2,158
1980	Tim Clifford	1,391	119	1,510
1981	Babe Laufenberg	1,788	33	1,821
1982	Babe Laufenberg	2,468	-117	2,351
1983	Steve Bradley	2,298	108	2,406
1984	Steve Bradley	2,544	17	2,561
1985	Steve Bradley	1,737	239	1,976
1986	Dave Kramme	1,334	70	1,404
1987	Dave Schnell	1,707	55	1,762
1988	Dave Schnell	1,877	307	2,184
1989	Dave Schnell	1,608	188	1,796
1990	Vaughn Dunbar	0	1,224	1,224
1991	Trent Green	2,627	202	2,829
1992	Trent Green	1,780	27	1,807
1993	John Paci	1,796	174	1,970
1994	Alex Smith	0	1,475	1,475
1995	Chris Dittoe	1,214	-112	1,102
1996	Alex Smith	0	1,248	1,248
1997	Jay Rodgers	2,156	-121	2,035
1998	Antwaan Randle El	1,745	873	2,618
1999	Antwaan Randle El	2,277	788	3,065
2000	Antwaan Randle El	1,783	1,270	3,053
2001	Antwaan Randle El	1,664	964	2,628
2002	Gibran Hamdan	2,115	-52	2,063
2003	Matt LoVecchio	1,778	-8	1,770
2004	Matt LoVecchio	1,951	112	2,063
2005	Blake Powers	2,305	121	2,426
2006	Kellen Lewis	2,221	441	2,662
2007	Kellen Lewis	3,043	736	3,779
2008	Kellen Lewis	1,131	500	1,631
2009	Ben Chappell	2,941	-9	2,932
2010	Ben Chappell	3,295	14	3,309
2011	Tre Roberson	937	426	1,363
2012	Cameron Coffman	2,734	-1	2,733
2013	Nate Sudfeld	2,523	-34	2,489
2014	Tevin Coleman	0	2,036	2,036
2015	Nate Sudfeld	3,573	61	3,634
2016	Richard Lagow	3,362	-188	3,174

## CAREER YARDS

1. Antwaan Randle El				11,364
Year	Pass	Rush	Total	
1998	1,745	873	2,618	
1999	2,277	788	3,065	
2000	1,783	1,270	3,053	
2001	1,664	964	2,628	
Totals	7,469	3,895	11,364	
2. Kellen Lewis				8,072
Year	Pass	Rush	Total	
2006	2,221	441	2,662	
2007	3,043	736	3,779	
2008	1,131	500	1,631	
Totals	6,395	1,677	8,072	
3. Nate Sudfeld				8,011
Year	Pass	Rush	Total	
2012	632	7	639	
2013	2,523	-34	2,489	
2014	1,151	98	1,249	
2015	3,573	61	3,634	
Total	7,879	132	8,011	
4. Ben Chappell				7,331
Year	Pass	Rush	Total	
2007	14	3	17	
2008	1,001	72	1,073	
2009	2,941	-9	2,932	
2010	3,295	14	3,309	
Totals	7,251	80	4,022	
5. Steve Bradley				6,943
Year	Pass	Rush	Total	
1983	2,298	108	2,406	
1984	2,544	17	2,561	
1985	1,737	239	1,976	
Totals	6,579	364	6,943	
6. Dave Schnell				6,073
Year	Pass	Rush	Total	
1986	278	53	331	
1987	1,707	55	1,762	
1988	1,877	307	2,184	
1989	1,608	188	1,796	
Totals	5,470	603	6,073	
7. Trent Green				5,916
Year	Pass	Rush	Total	
1989	59	38	97	
1990	934	249	1,183	
1991	2,627	202	2,829	
1992	1,780	27	1,807	
Totals	5,400	516	5,916	
8. Anthony Thompson				5,299
Year	Pass	Rush	Total	
1986	0	606	606	
1987	0	1,014	1,014	
1988	0	1,686	1,686	
1989	0	1,793	1,793	
Totals	0	5,299	5,299	
9. Tim Clifford				4,561
Year	Pass	Rush	Total	
1977	143	24	167	
1978	726	0	726	
1979	2,078	80	2,158	
1980	1,391	119	1,510	
Totals	4,338	223	4,561	
10. Harry Gonso				4,448
Year	Pass	Rush	Total	
1967	931	512	1,443	
1968	1,109	323	1,432	
1969	1,336	237	1,573	
Totals	3,376	1,072	4,448	


## SEASON YARDS

1.	3,779	Kellen Lewis	2007
2.	3,634	Nate Sudfeld	2015
3.	3,309	Ben Chappell	2010
4.	3,174	Richard Lagow	2016
5.	3,065	Antwaan Randle El	1999
6.	3,053	Antwaan Randle El	2000
7.	2,932	Ben Chappell	2009
8.	2,829	Trent Green	1991
9.	2,733	Cameron Coffman	2012
10.	2,662	Kellen Lewis	2006

## SINGLE-GAME YARDS

1.	488	Richard Lagow vs. Wake Forest	9/24/16
2.	475	Ben Chappell vs. Michigan	10/2/10
3.	473	Antwaan Randle El vs. Minnesota	10/21/00
4.	467	Antwaan Randle El vs. Western Michigan	9/12/98
5.	458	Bob Hoornschemeyer at Nebraska	1943
6.	456	Nate Sudfeld vs. Rutgers	10/17/15
7.	437	Cameron Coffman at Penn State	11/17/12
8.	427	Tre Roberson vs. Purdue	11/30/13
9.	422	Antwaan Randle El vs. Illinois	10/2/99
10.	409	Nate Sudfeld vs. Duke	12/26/15

- Current players in bold



Steve Bradley



# ALL-PURPOSE YARDAGE

## YEARLY LEADERS

Year	Name	Rush	Rec	PR	KR	Total
1968	John Isenbarger	669	113	0	51	837
1969	John Isenbarger	1,217	147	0	40	1,404
1970	John Motil	358	33	0	149	540
1971	Ken St. Pierre	760	166	0	0	926
1972	Ken Starling	781	102	0	0	883
1973	Ken Starling	676	59	0	0	735
1974	Courtney Snyder	1,254	108	0	0	1,362
1975	Courtney Snyder	1,103	52	0	0	1,155
1976	Mike Harkrader	1,003	37	21	0	1,061
1977	Ric Enis	978	15	0	0	993
1978	Mike Harkrader	880	24	0	0	904
1979	Lonnie Johnson	708	202	0	352	1,262
1980	Lonnie Johnson	1,075	71	0	17	1,163
1981	Duane Gunn	88	656	0	300	1,044
1982	Duane Gunn	-15	764	0	234	983
1983	Duane Gunn	77	315	-2	201	591
1984	Len Kenebrew	0	750	0	0	750
1985	Bobby Howard	967	169	0	17	1,153
1986	Stacy Dawsey	2	369	0	556	927
1987	Ernest Jones	13	1,265	0	529	1,807
1988	Anthony Thompson	1,686	233	0	0	1,919
1989	Anthony Thompson	1,793	201	0	394	2,388
1990	Vaughn Dunbar	1,224	122	0	365	1,711
1991	Vaughn Dunbar	1,805	263	0	262	2,330
1992	Thomas Lewis	89	685	0	382	1,156
1993	Thomas Lewis	45	1,058	342	450	1,895
1994	Alex Smith	1,475	115	0	0	1,490
1995	Alex Smith	769	58	0	0	827
1996	Alex Smith	1,248	76	0	44	1,368
1997	Joey Eloms	3	32	173	499	773
1998	Antwan Randle El	873	54	0	0	927
1999	Levron Williams	817	360	0	0	1,177
2000	Antwan Randle El	1,270	0	0	0	1,270
2001	Levron Williams	1,401	289	0	511	2,201
2002	Courtney Roby	37	1,039	0	239	1,303
2003	BenJarvus Green-Ellis	938	165	0	0	1,106
2004	Courtney Roby	135	810	0	67	1,012
2005	James Hardy	0	893	0	0	893
2006	Marcus Thigpen	387	180	0	723	1,290
2007	Marcus Thigpen	568	181	0	413	1,162
2008	Marcus Thigpen	631	235	0	853	1,719
2009	Tandon Doss	127	962	44	533	1,666
2010	Tandon Doss	163	706	49	1,016	1,934
2011	Shane Wynn	37	197	0	1,015	1,249
2012	Stephen Houston	749	381	0	0	1,130
2013	Tevin Coleman	958	153	0	124	1,275
2014	Tevin Coleman	2,036	141	0	0	2,177
2015	Jordan Howard	1,213	106	0	0	1,319
2016	Devine Redding	1,122	146	0	0	1,268

## CAREER YARDS

1. Anthony Thompson				6,466
Year	Rush	Receive	Kick	Punt
1986	806	79	18	0
1987	1,014	242	0	0
1988	1,686	233	0	0
1989	1,793	201	394	0
Totals	5,299	755	412	0

2. Levron Williams				4,700
Year	Rush	Receive	Kick	Punt
1998	56	323	0	6
1999	817	360	0	0
2000	821	116	0	0
2001	1,401	289	511	0
Totals	3,095	1,088	511	6

3. Marcus Thigpen				4,658
Year	Rush	Receive	Kick	Punt
2005	35	432	20	0
2006	387	180	723	0
2007	568	181	413	0
2008	631	235	853	0
Totals	1,621	1,028	2,009	0

4. Shane Wynn				4,429
Year	Rush	Receive	Kick	Punt
2011	37	197	1,015	0
2012	23	660	180	0
2013	12	633	415	98
2014	138	708	244	69
Totals	210	2,198	1,854	167

5. Tevin Coleman				4,292
Year	Rush	Receive	Kick	Punt
2012	225	49	566	0
2013	958	193	124	0
2014	2,036	141	0	0
Totals	3,219	383	690	0

6. Antwan Randle El				4,134
Year	Rush	Receive	Kick	Punt
1998	873	54	0	0
1999	788	6	0	0
2000	1,270	0	0	0
2001	964	30	0	149
Totals	3,895	90	0	149

7. Vaughn Dunbar				4,041
Year	Rush	Receive	Kick	Punt
1990	1,224	122	365	0
1991	1,805	263	262	0
Totals	3,029	385	627	0

8. Thomas Lewis				3,994
Year	Rush	Receive	Kick	Punt
1991	11	581	351	0
1992	89	685	382	0
1993	45	1,058	450	342
Totals	145	2,324	1,183	342

9. Tandon Doss				3,786
Year	Rush	Receive	Kick	Punt
2008	0	186	0	0
2009	127	962	533	44
2010	163	706	1,016	49
Totals	290	1,854	1,549	93

10. Alex Smith				3,785
Year	Rush	Receive	Kick	Punt
1994	1,475	115	0	0
1995	769	58	0	0
1996	1,248	76	44	0
Totals	3,492	249	44	0

## SEASON YARDS

1.	2,388	Anthony Thompson	1989
2.	2,330	Vaughn Dunbar	1991
3.	2,201	Levron Williams	2001
4.	2,177	Tevin Coleman	2014
5.	1,934	Tandon Doss	2010
6.	1,919	Anthony Thompson	1988
7.	1,895	Thomas Lewis	1993
8.	1,807	Ernie Jones	1987
9.	1,719	Marcus Thigpen	2008
10.	1,711	Vaughn Dunbar	1990

## SINGLE-GAME YARDS

1.	416	Anthony Thompson at Wisconsin	1/11/89
2.	367	Thomas Lewis at Penn State	11/6/93
3.	363	Tandon Doss vs. Michigan	10/2/10
4.	336	Vaughn Dunbar at Missouri	9/28/91
5.	311	Marcus Thigpen at Illinois	10/7/06
6.	307	Tevin Coleman at Rutgers	11/15/14
7.	299	Levron Williams at Michigan State	1/10/01
8.	293	Lonnie Johnson vs. Illinois	1/15/80
		Tandon Doss vs. Penn State	11/20/10
10.	280	Levron Williams at Wisconsin	10/6/01



Vaughn Dunbar



# TOUCHDOWNS

## YEARLY LEADERS

Year	Name	Rush	Rec	Ret	Tot
1968	Jade Butcher	0	10	0	10
1969	Jade Butcher	0	10	0	10
1970	Richard Thompson	3	0	0	3
	Dan (Rex) Grossman	3	0	0	3
1971	Alan Dick	0	5	0	5
	Ken St. Pierre	5	0	0	5
1972	Ken Starling	7	1	0	8
1973	Dennis Cremeens	5	0	0	6
1974	Trent Smock	0	7	0	7
1975	Ric Enis	3	0	0	3
	Trent Smock	0	3	0	3
	Courtney Snyder	3	0	0	3
1976	Ric Enis	5	0	0	5
1977	Scott Arnett	6	0	0	6
1978	Mike Harkrader	7	0	0	7
1979	Lonnie Johnson	7	2	0	9
1980	Lonnie Johnson	11	0	0	11
1981	Duane Gunn	1	3	1	5
1982	Orlando Brown	6	2	0	8
1983	Duane Gunn	0	6	0	6
	Leonard Knebrew	0	6	0	6
1984	Orlando Brown	4	0	0	4
1985	Bobby Howard	7	0	0	7
1986	Damon Sweazy	6	0	0	6
1987	Ernest Jones	0	13	0	13
1988	Anthony Thompson	26	0	0	26
1989	Anthony Thompson	25	0	0	25
1990	Vaughn Dunbar	13	0	0	13
1991	Trent Green	13	0	0	13
1992	Thomas Lewis	1	5	0	6
1993	Thomas Lewis	0	7	1	8
1994	Alex Smith	10	0	0	10
1995	Chris Dittoe	4	0	0	4
1996	Alex Smith	8	0	0	8
1997	DeWayne Hogan	4	0	0	4
1998	Antwaan Randle El	10	1	0	11
1999	Antwaan Randle El	13	0	0	13
2000	Antwaan Randle El	13	0	0	13
2001	Levon Williams	17	2	0	19
2002	Yamar Washington	9	0	0	9
2003	BenJarvus Green-Ellis	7	1	0	8
2004	Courtney Roby	0	7	0	7
2005	James Hardy	0	10	0	10
2006	James Hardy	0	10	0	10
2007	James Hardy	0	16	0	16
2008	Marcus Thigpen	7	2	0	9
2009	Tandon Doss	1	5	0	6
	Darius Willis	6	0	0	6
2010	Tandon Doss	1	7	0	8
2011	Stephen Houston	8	0	0	8
2012	Stephen Houston	12	4	0	16
2013	Shane Wynn	1	11	1	13
2014	Tevin Coleman	15	0	0	15
2015	Jordan Howard	9	1	0	10
2016	Devine Redding	7	2	0	9

## CAREER TOUCHDOWNS

1. Anthony Thompson					68
Year	Rush	Receive	Return	Total	
1986	5	0	0	5	
1987	12	0	0	12	
1988	26	0	0	26	
1989	24	1	0	25	
Totals	67	1	0	68	

2. Antwaan Randle El					45
Year	Rush	Receive	Return	Total	
1998	10	1	0	11	
1999	13	0	0	13	
2000	13	0	0	13	
2001	8	0	0	8	
Totals	44	1	0	45	

3. Levron Williams					38
Year	Rush	Receive	Return	Total	
1998	0	2	0	2	
1999	4	3	0	7	
2000	10	0	0	10	
2001	17	2	0	19	
Totals	31	7	0	38	

4. James Hardy					36
Year	Rush	Receive	Return	Total	
2005	0	10	0	10	
2006	0	10	0	10	
2007	0	16	0	16	
Totals	0	36	0	36	

5. Jade Butcher					30
Year	Rush	Receive	Return	Total	
1967	0	10	0	10	
1968	0	10	0	10	
1969	0	10	0	10	
Totals	0	30	0	30	

6. Stephen Houston					29
Year	Rush	Receive	Return	Total	
2011	8	0	0	8	
2012	12	4	0	16	
2013	5	0	0	5	
Totals	25	4	0	29	

6. Tevin Coleman					29
Year	Rush	Receive	Return	Total	
2012	1	0	1	2	
2013	12	0	0	12	
2014	15	0	0	15	
Totals	28	0	1	29	

8. Vaughn Dunbar					25
Year	Rush	Receive	Return	Total	
1990	13	0	0	13	
1991	12	0	0	12	
Totals	25	0	0	25	

8. Shane Wynn					25
Year	Rush	Receive	Return	Total	
2011	0	0	1	1	
2012	0	6	0	6	
2013	1	11	1	13	
2014	2	3	0	5	
Totals	3	20	2	25	

10. Pete Pihos					23
Year	Rush	Receive	Return	Total	
1942-45	No stats available				
Totals				23	



Antwaan Randle El



# TOUCHDOWNS

## SEASON TOUCHDOWNS

1.	26	Anthony Thompson	1988
2.	25	Anthony Thompson	1989
3.	19	Levon Williams	2001
4.	16	James Hardy	2007
	16	Stephen Houston	2012
6.	15	Tevin Coleman	2014
7.	13	Ernie Jones	1987
		Vaughn Dunbar	1990
		Trent Green	1991
		Antwaan Randle El	1999
		Antwaan Randle El	2000
		Shane Wynn	2013

## SINGLE-GAME TDS

1.	6	Levon Williams		10/6/01
		at Wisconsin		
2.	5	Anthony Thompson		10/7/89
		vs. Northwestern		
3.	4	Anthony Thompson		10/8/88
		vs. Ohio State		
		Anthony Thompson		11/11/89
		at Wisconsin		
		Antwaan Randle El		10/4/00
		at Illinois		
		James Hardy		10/28/06
		vs. Michigan State		
7.	3	62 times, Last:		
		Jordan Howard		11/14/15
		vs. Michigan		

## CAREER RUSHING TDS

1.	67	Anthony Thompson	1986-89
2.	44	Antwaan Randle El	1998-01
3.	31	Levon Williams	1998-01
4.	28	Tevin Coleman	2012-14
5.	25	Vaughn Dunbar	1990-91
		Stephen Houston	2011-13
7.	21	Alex Smith	1994-96
8.	20	Trent Green	1990-92
9.	19	Lonnie Johnson	1978-80
10.	18	Mike Harkrader	1976-80

## SEASON RUSHING TDS

1.	26	Anthony Thompson	1988
2.	24	Anthony Thompson	1989
3.	17	Levon Williams	2001
4.	15	Tevin Coleman	2014
5.	13	Vaughn Dunbar	1990
		Trent Green	1991
		Antwaan Randle El	1999
		Antwaan Randle El	2000
9.	12	Anthony Thompson	1987
		Vaughn Dunbar	1991
		Stephen Houston	2012
		Tevin Coleman	2013

## SINGLE-GAME RUSHING TOUCHDOWNS

1.	6	Levon Williams		10/6/01
		at Wisconsin		
2.	5	Anthony Thompson		10/7/89
		vs. Northwestern		
3.	4	Anthony Thompson		10/8/88
		vs. Ohio State		
		Anthony Thompson		11/11/89
		at Wisconsin		
		Antwaan Randle El		11/4/00
		at Illinois		

## CAREER PASSING TDS

1.	61	Nate Sudfeld	2012-15
2.	48	Kellen Lewis	2006-08
3.	45	Ben Chappell	2007-10
4.	42	Antwaan Randle El	1998-01
5.	35	Steve Bradley	1983-85
6.	32	Harry Gonso	1967-69
7.	31	Tim Clifford	1977-80
8.	27	Dave Schnell	1986-89
9.	23	Trent Green	1989-92
		Blake Powers	2004-07

## SEASON PASSING TDS

1.	28	Kellen Lewis	2007
2.	27	Nate Sudfeld	2015
3.	24	Ben Chappell	2010
4.	22	Blake Powers	2005
5.	21	Nate Sudfeld	2013
6.	19	<b>Richard Lagow</b>	<b>2016</b>
7.	17	Antwaan Randle El	1999
		Ben Chappell	2009
9.	15	Cameron Coffman	2012
		Tre Roberson	2013

## SINGLE-GAME PASSING TOUCHDOWNS

1.	6	Bob Hoernschemeyer		1943
		at Nebraska		
		Tre Roberson		11/30/13
		vs. Purdue		
3.	5	Tim Clifford		9/27/80
		at Colorado		
		Jay Rodgers		9/13/97
		vs. Ball State		
		Kellen Lewis		10/28/06
		vs. Michigan State		
6.	4	20 times, Last:		
		Nate Sudfeld		11/28/15
		at Purdue		

## CAREER RECEIVING TDS

1.	36	James Hardy	2005-07
2.	30	Jade Butcher	1967-69
3.	20	Ernie Jones	1984-87
		Shane Wynn	2011-14
5.	18	Thomas Lewis	1991-93
6.	17	Cody Latimer	2011-13
7.	15	Trent Smock	1973-75
		Ted Bolser	2010-13
9.	14	Bill Malinchak	1963-65
		Duane Gunn	1981-83
		Rob Turner	1987-88, 90

## SEASON RECEIVING TDS

1.	16	James Hardy	2007
2.	13	Ernie Jones	1987
3.	11	Shane Wynn	2013
4.	10	Jade Butcher	1967
		Jade Butcher	1969
		Jade Butcher	1969
		James Hardy	2005
		James Hardy	2006
9.	9	Cody Latimer	2013
10.	8	Rob Turner	1988

## SINGLE-GAME RECEIVING TOUCHDOWNS

1.	4	James Hardy		10/28/06
		vs. Michigan State		
2.	3	12 times, Last:		
		Shane Wynn		11/30/13
		vs. Purdue		

- Current players in bold



Anthony Thompson





# POINTS

## YEARLY LEADERS

Year	Name	TD	XP	FG	TP
1941	Bill Hillenbrand	7	0	0	42
1942	Hugh McKinnis	9	0	0	54
1943	Bob Hoernschmeyer	6	1	0	37
1944	Three players	6	0	0	36
1945	Pete Pihos	8	0	0	48
1946	Pete Pihos	8	0	0	48
1947	Two players	4	0	0	24
1948	George Taliarferro	4	0	0	24
1949	Bob Robertson	5	0	0	30
1950	Bob Robertson	8	0	0	48
1951	Gene Gedman	8	0	0	48
1952	Gene Gedman	9	0	0	54
1953	David Rogers	5	0	0	30
1954	Florian Hellinski	3	13	0	31
1955	Tom Campbell	4	0	0	24
1956	Bob Fee	6	0	0	36
1957	Dave Whitsell	2	0	0	12
1958	Ted Smith	4	1	0	26
1959	Earl Faison	3	1	0	20
1960	Three players	2	0	0	12
1961	Marv Woodson	5	2	1	36
1962	Marv Woodson	6	0	0	36
1963	Tom Nowatzke	6	7	5	58
1964	Tom Nowatzke	10	10	1	73
1965	Bill Malinchak	7	0	0	42
1966	Mike Krivoshia	3	0	0	18
1967	Jade Butcher	10	0	0	60
1968	Jade Butcher	10	0	0	60
1969	Jade Butcher	10	0	0	60
1970	Rick Thompson	3	1	0	20
1971	Chris Gartner	0	17	7	38
1972	Chris Gartner	0	20	14	62
1973	Dennis Cremeens	6	0	0	36
1974	Trent Smock	7	0	0	42
1975	Frank Starvoff	0	9	5	24
1976	Ric Enis	5	0	0	30
1977	David Freud	0	25	10	55
1978	David Freud	0	28	8	52
1979	Lonnie Johnson	9	0	0	54
1980	Lonnie Johnson	11	0	0	66
1981	Duane Gunn	5	0	0	30
1982	Orlando Brown	8	0	0	48
1983	Doug Smith	0	19	8	43
1984	Mark Rogers	0	13	8	37
1985	Bobby Howard	7	0	0	42
1986	Pete Stoyanovich	0	30	11	63
1987	Ernie Jones	13	0	0	78
1988	Anthony Thompson	26	0	0	156
1989	Anthony Thompson	25	2	0	154
1990	Vaughn Dunbar	13	0	0	78
1991	Trent Green	13	0	0	78
1992	Scott Bonnell	0	19	12	55
1993	Bill Manolopoulos	0	29	16	77
1994	Alex Smith	10	0	0	60
1995	Bill Manolopoulos	0	10	9	37
1996	Bill Manolopoulos	0	23	13	62
1997	Andy Payne	0	8	15	53
1998	Antwaan Randle El	11	0	0	66
1999	Antwaan Randle El	13	0	0	78
2000	Antwaan Randle El	13	0	0	78
2001	Levron Williams	19	0	0	114
2002	Yamar Washington	9	0	0	56
2003	Bryan Robertson	0	19	12	55
2004	Courtney Roby	9	0	0	54
2005	James Hardy	10	0	0	60
2006	Austin Starr	0	28	12	64
2007	Austin Starr	0	48	21	111
2008	Austin Starr	0	27	10	57
2009	Nick Freeland	0	34	14	76
2010	Mitch Ewald	0	33	16	81
2011	Mitch Ewald	0	30	13	69
2012	Stephen Houston	16	0	0	98
2013	Mitch Ewald	0	56	9	83
2014	Tevin Coleman	15	0	0	90
2015	Griffin Oakes	0	53	24	125
2016	Griffin Oakes	0	33	16	81

## CAREER POINTS

1. Anthony Thompson							412
Year	TD	XP	FG	Conv.	S	Total	
1986	5	0	0	0	0	30	
1987	12	0	0	0	0	72	
1988	26	0	0	0	0	156	
1989	25	0	0	2	0	154	
Totals	68	0	0	2	0	412	
2. Mitch Ewald							320
Year	TD	XP	FG	Conv.	S	Total	
2010	0	33	16	0	0	81	
2011	0	30	13	0	0	69	
2012	0	42	15	0	0	87	
2013	0	56	9	0	0	83	
Totals	0	161	53	0	0	320	
3. Antwaan Randle El							270
Year	TD	XP	FG	Conv.	S	Total	
1998	11	0	0	0	0	66	
1999	13	0	0	0	0	78	
2000	13	0	0	0	0	78	
2001	8	0	0	0	0	48	
Totals	45	0	0	0	0	270	
4. Griffin Oakes							268
Year	TD	XP	FG	Conv.	S	Total	
2014	0	23	13	0	0	62	
2015	0	53	24	0	0	125	
2016	0	33	16	0	0	81	
Totals	0	109	53	0	0	268	
5. Scott Bonnell							261
Year	TD	XP	FG	Conv.	S	Total	
1989	0	31	10	0	0	61	
1990	0	35	13	0	0	74	
1991	0	32	13	0	0	71	
1992	0	19	12	0	0	55	
Totals	0	117	48	0	0	261	
6. Pete Stoyanovich							248
Year	TD	XP	FG	Conv.	S	Total	
1985	0	10	10	0	0	30	
1986	0	30	11	0	0	63	
1987	0	32	9	0	0	59	
1988	0	45	17	0	0	96	
Totals	0	107	47	0	0	248	
7. Andy Payne							238
Year	TD	XP	FG	Conv.	S	Total	
1997	0	8	15	0	0	53	
1998	0	27	10	0	0	57	
1999	0	36	9	0	0	63	
2000	0	38	9	0	0	65	
Totals	0	109	43	0	0	238	
8. Austin Starr							232
Year	TD	XP	FG	Conv.	S	Total	
2005	0	0	0	0	0	0	
2006	0	28	12	0	0	64	
2007	0	48	21	0	0	111	
2008	0	27	10	0	0	57	
Totals	0	103	43	0	0	232	
9. Levron Williams							230
Year	TD	XP	FG	Conv.	S	Total	
1998	2	0	0	1	0	14	
1999	7	0	0	0	0	42	
2000	10	0	0	0	0	60	
2001	19	0	0	0	0	114	
Totals	39	0	0	0	0	230	
10. Bill Manolopoulos							226
Year	TD	XP	FG	Conv.	S	Total	
1993	0	29	16	0	0	77	
1994	0	32	6	0	0	50	
1995	0	10	9	0	0	37	
1996	0	23	13	0	0	62	
Totals	0	94	44	0	0	226	


## SEASON POINTS

1.	156	Anthony Thompson	1988
2.	154	Anthony Thompson	1989
3.	125	Griffin Oakes	2015
4.	114	Levron Williams	2001
5.	111	Austin Starr	2007
6.	98	Stephen Houston	2012
7.	96	Pete Stoyanovich	1988
		James Hardy	2007
9.	90	Tevin Coleman	2014
10.	87	Mitch Ewald	2012

## SINGLE-GAME POINTS

1.	36	Levron Williams vs. Wisconsin	10/6/01
2.	32	Anthony Thompson vs. Northwestern	10/7/89
3.	24	Anthony Thompson vs. Ohio State	10/8/88
		Anthony Thompson at Wisconsin	11/11/89
		Antwaan Randle El at Illinois	11/4/00
		James Hardy vs. Michigan State	10/28/06
7.	21	Tom Nowatzke vs. Oregon	11/14/64
8.	20	Glenn Scolnik at Kentucky	9/30/72
		Anthony Thompson at Ohio State	10/14/88
		Yamar Washington at Northwestern	11/2/02
		Jordan Howard vs. Michigan	11/14/15

- Current players in bold



Levron Williams



# FIELD GOALS

## YEARLY LEADERS

Year	Name	FGM	FGA	Long
1968	Don Warner	4	6	27
1969	Don Warner	6	13	42
1970	Chris Gartner	3	11	37
1971	Chris Gartner	7	15	47
1972	Chris Gartner	14	23	52
1973	Frank Stavroff	4	4	52
1974	Frank Stavroff	3	6	46
1975	Frank Stavroff	5	16	52
1976	Kevin Kellogg	1	2	47
1977	David Freud	10	14	40
1978	David Freud	8	13	44
1979	Steve Straub	5	9	31
1980	Kevin Kellogg	7	9	48
1981	Douglas Smith	4	5	39
1982	Douglas Smith	9	14	47
1983	Douglas Smith	8	16	49
1984	Mark Rogers	8	12	39
1985	Pete Stoyanovich	10	16	48
1986	Pete Stoyanovich	11	18	52
1987	Pete Stoyanovich	9	15	52
1988	Pete Stoyanovich	17	24	53
1989	Scott Bonnell	10	16	55
1990	Scott Bonnell	13	22	48
1991	Scott Bonnell	13	17	48
1992	Scott Bonnell	12	19	50
1993	Bill Manolopoulos	16	22	48
1994	Bill Manolopoulos	6	11	37
1995	Bill Manolopoulos	9	12	45
1996	Bill Manolopoulos	13	20	52
1997	Andy Payne	15	22	48
1998	Andy Payne	10	12	49
1999	Andy Payne	9	12	40
2000	Andy Payne	9	12	53
2001	Adam Braucher	1	6	31
2002	Bryan Robertson	9	13	50
2003	Bryan Robertson	12	19	40
2004	Bryan Robertson	11	14	39
2005	Joe Kleinsmith	3	6	39
2006	Austin Starr	12	15	46
2007	Austin Starr	21	23	49
2008	Austin Starr	10	17	46
2009	Nick Freeland	14	25	38
2010	Mitch Ewald	16	19	49
2011	Mitch Ewald	13	16	49
2012	Mitch Ewald	15	20	46
2013	Mitch Ewald	9	11	50
2014	<b>Griffin Oakes</b>	<b>13</b>	<b>18</b>	<b>58</b>
2015	<b>Griffin Oakes</b>	<b>24</b>	<b>29</b>	<b>51</b>
2016	<b>Griffin Oakes</b>	<b>16</b>	<b>26</b>	<b>49</b>

## CAREER FIELD GOALS

1. Griffin Oakes	53
Year	Made Att.
2014	13 18
2015	24 29
2016	16 26
Totals	53 73

1. Mitch Ewald	53
Year	Made Att.
2010	16 19
2011	13 16
2012	15 20
2013	9 11
Totals	53 66

3. Scott Bonnell	48
Year	Made Att.
1989	10 16
1990	13 22
1991	13 17
1992	12 19
Totals	48 74

4. Pete Stoyanovich	47
Year	Made Att.
1985	10 16
1986	11 18
1987	9 15
1988	17 24
Totals	47 73

5. Bill Manolopoulos	44
Year	Made Att.
1993	16 22
1994	6 11
1995	9 12
1996	13 20
Totals	44 65

6. Austin Starr	43
Year	Made Att.
2005	0 0
2006	12 15
2007	21 23
2008	10 17
Totals	43 55

6. Andy Payne	43
Year	Made Att.
1997	15 22
1998	10 12
1999	9 12
2000	9 12
Totals	43 58

8. Bryan Robertson	33
Year	Made Att.
2001	1 3
2002	9 13
2003	12 18
2004	11 14
Totals	33 48

9. Chris Gartner	24
Year	Made Att.
1970	3 11
1971	7 17
1972	14 23
Totals	24 51

10. Doug Smith	22
Year	Made Att.
1981	4 5
1982	9 14
1983	8 16
1984	1 4
Totals	22 39

## SEASON FIELD GOALS

1.	24	<b>Griffin Oakes</b>	2015
2.	21	Austin Starr	2007
3.	17	Pete Stoyanovich	1988
4.	16	Bill Manolopoulos	1993
		Mitch Ewald	2010
		<b>Griffin Oakes</b>	<b>2016</b>
7.	15	Andy Payne	1997
		Mitch Ewald	2012
9.	14	Chris Gartner	1972
		Nick Freeland	2009

## SINGLE-GAME FIELD GOALS

1.	4	Chris Gartner vs. Kentucky	9/18/71
		Chris Gartner vs. Wisconsin	10/14/72
		Andy Payne at Wisconsin	9/27/97
		Andy Payne at Minnesota	11/15/97
		Austin Starr vs. Minnesota	10/6/07
		Nick Freeland vs. Michigan	9/26/09
		<b>Griffin Oakes vs. Michigan</b>	<b>11/14/15</b>
		<b>Griffin Oakes at Maryland</b>	<b>11/21/15</b>
9.	3	<b>Mitch Ewald vs. Ball State</b>	<b>9/10/16</b>

## CONSECUTIVE FIELD GOALS

1.	15	Austin Starr	2007
2.	11	<b>Griffin Oakes</b>	<b>2015</b>
3.	10	Doug Smith	1981-82
		Mitch Ewald	2012-13
5.	9	Mitch Ewald	2012
6.	8	Pete Stoyanovich	1987-88
		Andy Payne	1998
		Mitch Ewald	2010
9.	7	David Freud	1977
		Kevin Kellogg	1980
		Scott Bonnell	1991
		Bill Manolopoulos	1996
		Bryan Robertson	2002
		Austin Starr	2006
		Mitch Ewald	2011
		<b>Griffin Oakes</b>	<b>2015</b>

## LONGEST FIELD GOALS

1.	58	<b>Griffin Oakes vs. Maryland</b>	<b>9/27/14</b>
2.	55	Scott Bonnell at Michigan	10/28/89
3.	53	Pete Stoyanovich vs. Kentucky	9/17/88
		Pete Stoyanovich vs. Michigan	10/22/88
		Andy Payne vs. Minnesota	10/21/00
6.	52	Chris Gartner at Kentucky	9/30/72
		Frank Stavroff at Michigan State	11/17/73
		Frank Stavroff vs. Utah	9/27/75
		Pete Stoyanovich at Minnesota	10/18/86
		Pete Stoyanovich at Minnesota	10/16/87
		Pete Stoyanovich vs. Tennessee	1/2/88
		Bill Manolopoulos at Toledo	9/7/96
13.	51	Chris Gartner at Kentucky	9/30/72
		<b>Griffin Oakes vs. Michigan</b>	<b>11/14/15</b>
15.	50	Tom Nowatzke at Ohio State	10/3/64
		Frank Stavroff vs. Purdue	11/24/73
		Pete Stoyanovich vs. Michigan State	11/14/88
		Scott Bonnell at Minnesota	10/31/92
		Bryan Robertson at Purdue	11/23/02
		Mitch Ewald at Michigan	10/19/13

## - Current players in bold



Mitch Ewald



# EXTRA POINTS

## YEARLY LEADERS

Year	Name	XPM	XPA
1968	Don Warner	20	23
1969	Don Warner	22	27
1970	Chris Gartner	5	8
1971	Chris Gartner	17	17
1972	Chris Gartner	20	20
1973	Frank Stavroff	15	15
1974	Frank Stavroff	13	16
1975	Frank Stavroff	9	12
1976	David Freud	14	16
1977	David Freud	25	25
1978	David Freud	28	28
1979	Kevin Kellogg	26	27
1980	Kevin Kellogg	26	27
1981	Michael Greenstein	12	12
1982	Douglas Smith	16	17
1983	Douglas Smith	19	19
1984	Mark Rogers	13	14
1985	Mark Rogers	25	27
1986	Pete Stoyanovich	30	30
1987	Pete Stoyanovich	32	32
1988	Pete Stoyanovich	45	45
1989	Scott Bonnell	31	33
1990	Scott Bonnell	35	36
1991	Scott Bonnell	32	35
1992	Scott Bonnell	19	19
1993	Bill Manolopoulos	29	29
1994	Bill Manolopoulos	32	35
1995	Bill Manolopoulos	10	10
1996	Bill Manolopoulos	23	25
1997	Andy Payne	15	22
1998	Andy Payne	27	29
1999	Andy Payne	36	36
2000	Andy Payne	38	39
2001	Adam Braucher	25	29
2002	Bryan Robertson	23	28
2003	Bryan Robertson	19	20
2004	Bryan Robertson	15	17
2005	Joe Kleinsmith	31	34
2006	Austin Starr	28	32
2007	Austin Starr	48	48
2008	Austin Starr	27	29
2009	Nick Freeland	34	34
2010	Mitch Ewald	33	33
2011	Mitch Ewald	30	30
2012	Mitch Ewald	42	43
2013	Mitch Ewald	56	56
2014	Griffin Oakes	23	23
2015	Griffin Oakes	53	57
2016	Griffin Oakes	33	35

## CAREER EXTRA POINTS

<b>1. Mitch Ewald</b>				<b>161</b>
Year	Made	Att.		
2010	33	33		
2011	30	30		
2012	42	43		
2013	56	56		
Totals	161	162		
<b>2. Scott Bonnell</b>				<b>117</b>
Year	Made	Att.		
1989	31	33		
1990	35	36		
1991	32	35		
1992	19	19		
Totals	117	123		
<b>3. Griffin Oakes</b>				<b>109</b>
Year	Made	Att.		
2014	23	23		
2015	53	57		
2016	33	35		
Totals	109	115		
<b>3. Andy Payne</b>				<b>109</b>
Year	Made	Att.		
1997	8	9		
1998	27	29		
1999	36	36		
2000	38	39		
Totals	109	113		
<b>5. Pete Stoyanovich</b>				<b>107</b>
Year	Made	Att.		
1985	0	0		
1986	30	30		
1987	32	32		
1988	45	45		
Totals	107	107		
<b>6. Austin Starr</b>				<b>103</b>
Year	Made	Att.		
2005	0	0		
2006	28	32		
2007	48	48		
2008	27	29		
Totals	103	109		
<b>7. Bill Manolopoulos</b>				<b>94</b>
Year	Made	Att.		
1993	29	29		
1994	32	35		
1995	10	10		
1996	23	25		
Totals	94	99		
<b>8. David Freud</b>				<b>67</b>
Year	Made	Att.		
1976	14	16		
1977	25	25		
1978	28	28		
Totals	67	69		
<b>9. Bryan Robertson</b>				<b>65</b>
Year	Made	Att.		
2001	8	12		
2002	23	28		
2003	19	20		
2004	15	17		
Totals	65	77		
<b>10. Don Warner</b>				<b>53</b>
Year	Made	Att.		
1967	11	16		
1968	20	23		
1969	22	27		
Totals	53	66		

## SEASON EXTRA POINTS

1.	56	Mitch Ewald	2013 (56-56)
2.	53	Griffin Oakes	2015 (53-57)
3.	48	Austin Starr	2007 (48-48)
4.	45	Pete Stoyanovich	1988 (45-45)
5.	42	Mitch Ewald	2012 (42-43)
6.	38	Andy Payne	2000 (38-39)
7.	36	Andy Payne	1999 (36-36)
8.	35	Scott Bonnell	1999 (35-36)
9.	34	Nick Freeland	2009 (34-34)
10.	33	Mitch Ewald	2010 (33-33)
33		Griffin Oakes	2016 (33-35)

## SINGLE-GAME EXTRA POINTS

1.	10	Mitch Ewald vs. Indiana State	8/29/13
2.	8	Bill Manolopoulos at Kentucky	9/17/94
		Adam Braucher vs. Northwestern	11/3/01
		Mitch Ewald vs. Purdue	11/30/13
5.	7	John Tavener vs. Nebraska	1944
		Charles Armstrong at Minnesota	1945
		Kevin Kellogg at Colorado	9/27/80
		Pete Stoyanovich vs. Navy	9/20/86
		Pete Stoyanovich at Purdue	11/21/88
		Mitch Ewald vs. Illinois	11/9/13
		Griffin Oakes vs. North Texas	10/4/14
		Griffin Oakes vs. Rutgers	10/17/15

- Current players in bold



Pete Stoyanovich



# PUNTING

## YEARLY LEADERS


Year	Name	No.	Yds.	Avg.
1941	Earl Dolaway	42	1,628	38.8
1942	Earl Dolaway	32	1,284	40.1
1943	Bob Hoernschemeyer	61	2,039	33.4
1944	Bob Hoernschemeyer	39	1,293	33.2
1945	George Taliaferro	40	1,315	32.9
1946	Bob Cowan	24	694	31.6
1947	George Taliaferro	25	877	35.1
1948	George Taliaferro	55	2,231	40.6
1949	Bob Robertson	48	1,901	39.6
1950	Bob Robertson	57	2,104	36.9
1951	Bob Robertson	36	1,372	38.1
1952	Florian Helinski	55	2,121	38.6
1953	Florian Helinski	29	1,095	37.8
1954	Florian Helinski	31	1,144	36.9
1955	Eugene Cichowski	28	1,017	36.3
1956	Eugene Cichowski	18	647	35.9
1957	Tom McDonald	44	1,341	30.5
1958	Tom McDonald	34	1,298	38.2
1959	Ted Smith	35	1,294	36.9
1960	Bill Olsavsky	58	2,193	37.8
1961	Bill Olsavsky	54	1,954	36.2
1962	Phil Westfall	54	1,888	35.0
1963	Bill Malinchak	27	961	35.6
1964	Phil Westfall	25	863	34.5
1965	Jon Eickstead	46	1,648	35.8
1966	Terry Cole	36	1,335	37.8
1967	John Isenbarger	55	2,134	38.6
1968	John Isenbarger	44	1,794	40.8
1969	John Isenbarger	65	2,458	37.7
1970	Alan Dick	37	1,406	38.0
1971	Mark Zellmer	61	2,333	38.2
1972	Mark Zellmer	55	2,091	38.0
1973	Jim Wenzel	67	2,576	38.4
1974	Jim Wenzel	55	2,210	40.2
1975	Trent Smock	45	1,779	39.5
1976	Dan Zarlingo	68	2,641	38.8
1977	Dan Zarlingo	48	1,946	40.5
1978	Larry Lovett	71	2,580	36.3
1979	Larry Lovett	48	1,762	36.7
1980	Don Geisler	57	2,268	39.8
1981	Chuck Razmic	57	2,058	36.1
1982	Chuck Razmic	68	2,550	37.5
1983	Chuck Razmic	60	2,529	42.2
1984	Chuck Razmic	57	2,505	43.9
1985	Dan Stryzinski	51	2,132	41.8
1986	Dan Stryzinski	56	2,304	41.1
1987	Dan Stryzinski	54	2,096	38.8
1988	Tom Bolyard	31	1,335	43.1
1989	Macky Smith	45	1,812	40.3
1990	Macky Smith	45	1,812	40.3
1991	Jim DiGuilio	41	1,541	37.6
1992	Jim DiGuilio	53	2,347	44.3
1993	Jim DiGuilio	44	1,872	42.6
1994	Jim DiGuilio	57	2,326	40.8
1995	Alan Sutkowski	67	2,819	42.1
1996	Alan Sutkowski	65	2,816	43.3
1997	Alan Sutkowski	66	2,784	42.2
1998	Drew Hagan	61	2,207	36.2
1999	Drew Hagan	44	1,971	44.8
2000	Ryan Hamre	16	599	37.4
2001	J.R. Drummond	17	590	34.7
2002	Ryan Hamre	58	2,214	38.2
2003	Tyson Beattie	68	2,773	40.8
2004	Tyson Beattie	65	2,684	41.3
2005	Tyson Beattie	75	3,124	41.8
2006	Tyson Beattie	64	2,592	40.5
2007	Michael Hines	59	2,301	39.0
2008	Chris Hagerup	61	2,586	42.4
2009	Chris Hagerup	58	2,350	40.5
2010	Chris Hagerup	39	1,538	39.4
2011	Adam Pines	71	2,723	38.4
2012	Erich Toth	48	1,897	39.5
2013	Erich Toth	52	2,110	40.6
2014	Erich Toth	77	3,133	40.7
2015	Erich Toth	63	2,628	41.7
2016	Joseph Gedeon	61	2,457	40.3

## CAREER PUNTING AVERAGE

1. Alan Sutkowski		42.5	
Year	Punts	Yds.	Avg.
1995	67	2819	42.1
1996	65	2816	43.3
1997	66	2784	42.2
Totals	198	8419	42.5
2. Jim DiGuilio		41.5	
Year	Punts	Yds.	Avg.
1991	41	1541	37.6
1992	53	2347	44.3
1993	44	1872	42.6
1994	57	2326	40.8
Totals	195	8086	41.5
3. Macky Smith		41.2	
Year	Punts	Yds.	Avg.
1988	9	342	38.0
1989	45	1812	40.3
1990	57	2416	42.4
Totals	111	4570	41.2
4. Tyson Beattie		41.1	
Year	Punts	Yds.	Avg.
2003	68	2773	40.8
2004	65	2684	41.3
2005	75	3124	41.2
2006	64	2592	40.5
Totals	272	11173	41.1
5. Chris Hagerup		41.0	
Year	Punts	Yds.	Avg.
2008	61	2586	42.4
2009	58	2350	40.5
2010	39	1538	39.4
Totals	158	6474	41.0

## SEASON AVERAGE

1.	44.8	Drew Hagan	1999 (44-1,971)
2.	44.3	Jim DiGuilio	1992 (53-2,347)
3.	43.9	Chuck Razmic	1984 (57-2,505)
4.	43.3	Alan Sutkowski	1996 (65-2,816)
5.	43.1	Tom Bolyard	1988 (31-1,335)
6.	42.6	Jim DiGuilio	1993 (44-1,872)
7.	42.4	Chris Hagerup	2008 (61-2,586)
8.	42.4	Macky Smith	1990 (57-2,416)
9.	42.2	Alan Sutkowski	1997 (66-2,784)
10.	42.2	Chuck Razmic	1983 (60-2,529)



Jim DiGuilio

## SINGLE-GAME AVERAGE

1.	54.5	Jim DiGuilio at Northwestern	10/10/92
2.	54.0	Tom Bolyard at Rice	9/10/88
		Drew Hagan at Iowa	10/23/99
4.	53.0	Chuck Razmic vs. Iowa	10/26/84
5.	51.5	Chris Hagerup vs. Michigan State	9/27/08
6.	51.1	Jim DiGuilio vs. Kentucky	9/18/93
7.	50.7	Alan Sutkowski vs. Louisville	10/4/97
8.	50.4	Dan Stryzinski vs. Louisville	9/13/86
9.	50.3	Dan Zarlingo vs. Miami (Ohio)	9/24/77
		Drew Hagan vs. Michigan	10/30/99

## LONGEST PUNTS

1.	86	Paul (Footie) Harrell vs. Ohio State	1928
		Jim DiGuilio vs. Wisconsin	10/24/92
3.	84	George Fowler at Purdue	1936
4.	80	Dan Zarlingo vs. Miami (Ohio)	9/24/77
		Tyson Beattie at Minnesota	11/1/03

## CAREER PUNTS

1.	272	Tyson Beattie	2003-06 (11,173 yds)
2.	242	Chuck Razmic	1981-84 (9,642 yds)
3.	240	Erich Toth	2012-15 (9,768 yds)
4.	198	Alan Sutkowski	1995-97 (8,419 yds)
5.	195	Jim DiGuilio	1991-94 (8,086 yds)

## SEASON PUNTS

1.	77	Erich Toth	2014
2.	75	Tyson Beattie	2005
3.	71	Larry Lovett	1978
		Adam Pines	2011
5.	68	Dan Zarlingo	1976
		Chuck Razmic	1982
		Tyson Beattie	2003
		Jim Wenzel	1973
		Alan Sutkowski	1995
10.	66	Alan Sutkowski	1996

## SINGLE-GAME PUNTS

1.	14	Florian Helinski at Wisconsin	11/3/51
2.	13	Mark Zellmer vs. Ohio State	10/16/71
3.	12	Bob Hoernschemeyer at Iowa	1943
		John Isenbarger vs. California	9/27/69

- Current players in bold



# KICK RETURNS

## YEARLY LEADERS

Year	Name	No.	Yds	Avg	TD
1968	Larry Highbaugh	23	470	20.4	0
1969	Larry Highbaugh	16	396	24.7	0
1970	Richard Thompson	13	182	14.0	0
1971	Jon Hoffman	20	373	18.7	0
1972	Quinn Buckner	25	476	19.0	0
1973	Courtney Snyder	16	320	20.0	0
1974	Keith Calvin	32	594	18.6	0
1975	Keith Calvin	17	323	19.0	0
1976	Robert Paar	11	157	14.3	0
1977	Keith Calvin	17	291	17.1	0
1978	Darrick Burnett	14	336	24.0	0
1979	Lonnie Johnson	16	352	22.0	0
1980	John Roggeman	10	198	19.8	0
1981	Duane Gunn	11	300	27.3	1
1982	Duane Gunn	12	234	19.5	0
1983	Duane Gunn	9	201	22.3	0
1984	William Green	18	311	17.3	0
1985	Damon Sweazy	19	405	21.3	0
1986	Stacy Dawsey	23	556	24.2	0
1987	Ernest Jones	24	529	22.0	0
1988	Rob Turner	13	258	19.8	0
1989	Anthony Thompson	18	394	21.9	0
1990	Vaughn Dunbar	16	365	22.8	0
1991	Thomas Lewis	14	351	25.1	0
1992	Thomas Lewis	18	382	21.2	0
1993	Thomas Lewis	20	450	22.5	0
1994	Eric Matthews	15	334	22.3	0
1995	Joey Eloms	17	340	20.0	0
1996	Ajamu Stoner	14	284	20.3	0
1997	Joey Eloms	20	499	25.0	0
1998	Derin Graham	30	643	21.4	1
1999	Derin Graham	25	548	21.9	1
2000	Derin Graham	38	897	23.6	0
2001	Levron Williams	21	511	24.3	0
2002	A.C. Carter	36	732	20.3	0
2003	Lance Bennett	18	405	22.5	0
2004	Lance Bennett	20	599	30.0	1
2005	Lance Bennett	24	544	22.7	0
2006	Marcus Thigpen	24	723	30.1	3
2007	James Bailey	18	456	25.3	0
2008	Marcus Thigpen	38	853	22.4	0
2009	Ray Fisher	17	635	37.4	2
2010	Tandon Doss	41	1,016	24.8	0
2011	Shane Wynn	48	1,015	21.1	1
2012	Tevin Coleman	24	566	23.6	1
2013	Shane Wynn	18	415	23.1	0
2014	J-Shun Harris II	19	391	20.6	0
2015	Damon Graham	24	506	21.1	0
2016	Devonte Williams	39	784	20.1	0

## CAREER YARDS

1. Derin Graham						2,088
Year	No.	Yds.	Avg.	TD		
1998	30	643	21.4	1		
1999	25	548	21.9	1		
2000	38	897	23.6	0		
Totals	93	2,088	22.5	2		
2. Marcus Thigpen						2,009
Year	No.	Yds.	Avg.	TD		
2005	1	20	20.0	0		
2006	24	723	30.1	3		
2007	18	413	22.9	0		
2008	38	853	22.4	0		
Totals	81	2,009	24.8	3		
3. Shane Wynn						1,854
Year	No.	Yds.	Avg.	TD		
2011	48	1,015	21.1	1		
2012	8	180	22.5	0		
2013	18	415	23.0	0		
2014	11	244	22.2	0		
Totals	85	1,854	21.8	1		
4. Lance Bennett						1,566
Year	No.	Yds.	Avg.	TD		
2003	18	405	22.5	0		
2004	20	599	30.0	1		
2005	24	544	22.7	0		
2006	2	18	9.0	0		
Totals	64	1,566	24.5	1		
5. Tandon Doss						1,549
Year	No.	Yds.	Avg.	TD		
2008	0	0	0.0	0		
2009	25	533	21.3	0		
2010	41	1,016	24.8	0		
Totals	66	1,549	23.5	0		
6. A.C. Carter						1,500
Year	No.	Yds.	Avg.	TD		
1999	17	284	16.7	0		
2000	17	263	15.5	0		
2001	11	221	20.1	0		
2002	36	732	20.3	0		
Totals	81	1,500	18.5	0		
7. Keith Calvin						1,271
Year	No.	Yds.	Avg.	TD		
1974	32	594	18.6	0		
1975	17	323	19.0	0		
1976	4	63	15.8	0		
1977	17	291	17.1	0		
Totals	70	1,271	18.2	0		
8. Thomas Lewis						1,183
Year	No.	Yds.	Avg.	TD		
1991	14	351	25.1	0		
1992	18	382	21.2	0		
1993	20	450	22.5	0		
Totals	52	1,183	22.75	0		
9. John Ginter						1,127
Year	No.	Yds.	Avg.	TD		
1964	17	354	20.8	0		
1965	8	242	30.3	0		
1966	26	532	20.5	0		
Totals	51	1,127	22.1	0		
10. Devonte Williams						988
Year	No.	Yds.	Avg.	TD		
2015	10	204	20.4	0		
2016	39	784	20.1	0		
Totals	49	988	20.2	0		

## SEASON YARDS

1.	1,016	Tandon Doss	2010
2.	1,015	Shane Wynn	2011
3.	897	Derin Graham	2000
4.	853	Marcus Thigpen	2008
5.	784	Devonte Williams	2016
6.	732	A.C. Carter	2002
7.	723	Marcus Thigpen	2006
8.	643	Derin Graham	1998
9.	635	Ray Fisher	2009
10.	599	Lance Bennett	2004

## SINGLE-GAME YARDS

1.	197	Marcus Thigpen	at Illinois	10/7/06
2.	191	Demetrius McCray	vs. Wisconsin	11/8/08
3.	174	Duane Gunn	at Syracuse	9/26/81
4.	161	James Bailey	at Northwestern	11/10/07
5.	159	James Bailey	vs. Michigan State	10/13/07
6.	150	Trent Walters	vs. Iowa	10/30/65
7.	148	Bob Robertson	vs. Michigan State	1951
		Shane Wynn	vs. Illinois	10/8/11
9.	147	Derin Graham	vs. North Carolina State	9/9/00
10.	146	Lance Bennett	vs. Michigan State	10/29/05
		Tandon Doss	at Wisconsin	11/13/10

## LONGEST RETURNS

1.	100t	Freal McIntosh	vs. Washington & Lee	1915
		Derin Graham	vs. Wisconsin	10/3/98
		Marcus Thigpen	at Ball State	9/9/06
4.	99t	Shane Wynn	vs. Illinois	10/8/11
5.	98t	Lance Bennett	at Oregon	9/11/04
		Marcus Thigpen	at Illinois	10/7/06
7.	97t	Duane Gunn	at Syracuse	9/26/81
8.	96t	Tevin Coleman	at Northwestern	9/29/12
9.	95	George Taliaferro	vs. Minnesota	1945
10.	94t	Bob Miller	vs. Nebraska	1945

## - Current players in bold



Marcus Thigpen



# PUNT RETURNS

## YEARLY LEADERS

Year	Name	No.	Yds	Avg	TD
1968	Benjamin Norman	19	105	5.5	0
1969	Larry Highbaugh	19	250	13.1	2
1970	Stephen Porter	30	236	7.9	1
1971	Stephen Porter	22	145	6.6	0
1972	Bill Atkinson	7	213	30.4	1
1973	Bill Atkinson	13	88	6.8	0
1974	Keith Calvin	14	73	5.2	0
1975	Keith Calvin	19	124	6.5	0
1976	Keith Calvin	19	28	1.5	0
1977	Keith Calvin	12	72	6.0	0
1978	Tim Wilbur	19	82	4.3	0
1979	Tim Wilbur	14	135	9.6	1
1980	Tim Wilbur	28	256	9.1	1
1981	John Roggeman	15	95	6.3	0
1982	Tim Wilbur	29	248	8.6	0
1983	Chris Sigler	12	48	4.0	0
1984	Chris Sigler	13	142	10.9	0
1985	Leonard Bell	12	115	9.6	1
1986	Tony Buford	29	165	5.7	0
1987	Tony Buford	22	217	9.9	0
1988	Tony Buford	27	220	8.1	0
1989	Michael Dumas	5	83	16.6	2
1990	Rob Turner	28	376	13.4	2
1991	Scott McGowan	28	236	8.4	1
1992	Scott McGowan	26	97	3.7	0
1993	Thomas Lewis	45	342	7.6	1
1994	Eddie Baety	29	204	7.0	0
1995	Ajamu Stoner	26	112	4.3	0
1996	Ajamu Stoner	19	80	4.2	0
1997	Joey Eloms	21	173	8.2	0
1998	Derin Graham	13	62	4.8	0
1999	Derin Graham	14	116	8.3	0
2000	Derin Graham	12	88	7.3	0
2001	Antwan Randle El	16	149	9.3	0
2002	Glenn Johnson	25	163	6.5	0
2003	Glenn Johnson	17	136	8.0	0
2004	Lance Bennett	19	208	10.9	1
2005	Lance Bennett	10	66	6.6	0
2006	Tracy Porter	12	223	18.6	1
2007	Tracy Porter	23	254	11.0	0
2008	Ray Fisher	11	106	9.6	0
2009	Ray Fisher	6	59	9.8	0
2010	Tandon Doss	7	49	7.0	0
2011	Dre Muhammad	7	36	5.1	0
2012	Nick Stoner	13	75	5.8	0
2013	Shane Wynn	7	98	14.0	1
2014	Shane Wynn	13	69	5.3	0
2015	Mitchell Paige	18	199	11.1	2
2016	Mitchell Paige	18	129	7.2	0

## CAREER YARDS

1. Bill Hillenbrand				1,042	TD
Year	No	Yds	Avg.		
1941	-	No stats available	-		
1942	-	No stats available	-		
Totals	-	1,042	-		
2. Bob Hoernschemeyer				817	TD
Year	No	Yds	Avg.		
1943	-	No stats available	-		
1944	-	No stats available	-		
Totals	-	817	-		
3. Tim Wilbur				721	TD
Year	No	Yds	Avg.		
1978	19	82	4.3	0	
1979	14	135	9.6	1	
1980	28	256	9.1	1	
1982	29	248	8.6	1	
Totals	90	721	8.0	3	
4. Tony Buford				641	TD
Year	No	Yds	Avg.		
1985	3	39	13.0	0	
1986	29	165	5.7	0	
1987	22	217	9.9	0	
1988	27	220	8.1	0	
Totals	81	641	7.9	0	
5. Steve Porter				561	TD
Year	No	Yds	Avg.		
1969	13	180	13.8	1	
1970	30	236	7.9	1	
1971	22	145	6.6	0	
Totals	65	561	8.6	2	
6. Tracy Porter				447	TD
Year	No	Yds	Avg.		
2006	12	223	18.6	1	
2007	23	254	11.0	0	
Totals	35	447	12.77	1	
7. George Taliaferro				392	TD
Year	No	Yds	Avg.		
1945	-	57	-	-	
1947	-	125	-	-	
1948	-	210	-	-	
Totals	-	392	-	-	
8. Lance Bennett				380	TD
Year	No	Yds	Avg.		
2003	11	103	9.4	0	
2004	19	208	10.9	1	
2005	10	66	6.6	0	
2006	6	3	0.5	0	
Totals	46	380	8.3	1	
9. Scott McGowan				375	TD
Year	No	Yds	Avg.		
1990	4	42	10.5	0	
1991	28	236	8.4	1	
1992	26	97	3.7	0	
Totals	58	375	6.5	1	
10. Rob Turner				365	TD
Year	No	Yds	Avg.		
1987	0	0	0	0	
1988	2	12	6.0	0	
1990	28	376	13.4	2	
Totals	30	388	12.9	2	

## SEASON YARDS

1.	635	Bob Hoernschemeyer	1943
2.	561	Bill Hillenbrand	1941
3.	481	Bill Hillenbrand	1942
4.	376	Rob Turner	1990
5.	342	Thomas Lewis	1993
6.	256	Tim Wilbur	1980
7.	254	Tracy Porter	2007
8.	250	Larry Highbaugh	1969
9.	248	Tim Wilbur	1982
10.	236	Steve Porter	1970
		Scott McGowan	1991

## SINGLE-GAME YARDS

1.	175	Steve Porter	
		vs. Wisconsin	10/24/70
2.	137	Scott McGowan	
		vs. Michigan State	10/5/91
3.	126	Bill Hillenbrand	
		vs. Iowa	1942
4.	122	Jim Dewar	
		vs. Butler	1942

## LONGEST RETURNS

1.	94t	Lance Bennett	
		vs. Michigan State	9/25/04
2.	93t	Steve Porter	
		vs. Wisconsin	10/24/70
3.	92t	Jim Dewar	
		vs. Butler	1942
	92t	Earl Faison	
		vs. Michigan State	1958
5.	91t	Mitchell Paige	
		vs. Western Kentucky	9/19/15
6.	88t	Bill Hillenbrand	
		at Wisconsin	1941
7.	86t	Richard Deranek	
		vs. Iowa	1944
	86t	Tracy Porter	
		vs. Western Michigan	9/2/06
9.	79t	Scott McGowan	
		vs. Michigan State	10/5/91
10.	78t	Tim Wilbur	
		vs. Kentucky	9/20/80

t-touchdown



Tim Wilbur



# TACKLES

## YEARLY LEADERS

Year	Name	No.
1966	Ken Kaczmarek	92
1967	Ken Kaczmarek	118
1968	Don Silas	97
1969	Karl Pankratz	114
1970	Mike Fulk	88
1971	Rob Spicer	121
1972	Mike Fulk	126
1973	Donnie Thomas	98
1974	Craig Brinkman	141
1975	Donnie Thomas	137
1976	Steve Sanders	165
1977	Joe Norman	124
1978	Joe Norman	199
1979	Craig Walls	106
1980	Craig Walls	121
1981	Craig Walls	101
1982	Mark Weiler	120
1983	Chris Sigler	103
1984	Joe Fitzgerald	155
1985	Brad Mitchell	132
1986	Van Waiters	107
1987	Willie Bates	117
1988	Willie Bates	98
1989	Mark Hagen	105
1990	Mark Hagen	120
1991	Mark Hagen	109
1992	Alfonzo Thurman	79
1993	Alfonzo Thurman	108
1994	Alfonzo Thurman	93
1995	Aaron Warnecke	99
1996	Jamie Baisley	105
1997	Jabar Robinson	101
1998	Jabar Robinson	117
1999	Justin Smith	89
2000	Johnny Anderson	92
2001	Justin Smith	99
2002	John Kerr	114
2003	Kyle Killion	97
2004	Herana-Daze Jones	110
2005	Kyle Killion	91
2006	Will Meyers	78
2007	Austin Thomas	112
2008	Matt Mayberry	89
2009	Matt Mayberry	108
2010	Tyler Replogle	87
2011	Jeff Thomas	80
2012	Greg Heban	91
2013	David Cooper	85
2014	Antonio Allen	74
2015	Marcus Oliver	112
2016	Tegray Scales	126

## CAREER TACKLES

1. Joe Norman			444
Year	Solo	Assist	Total
1975	17	13	30
1976	59	32	91
1977	80	44	124
1978	141	58	199
Total	297	147	444
2. Willie Bates			384
Year	Solo	Assist	Total
1985	37	26	63
1986	59	47	106
1987	92	25	117
1988	65	33	98
Total	253	131	384
3. Donnie Thomas			369
Year	Solo	Assist	Total
1973	65	33	98
1974	90	44	134
1975	90	47	137
Total	245	124	369
4. Herana-Daze Jones			342
Year	Solo	Assist	Total
2001	19	9	28
2002	74	34	108
2003	68	28	96
2004	70	40	110
Total	231	111	342
5. Mark Weiler			336
Year	Solo	Assist	Total
1981	33	23	56
1982	85	35	120
1983	11	6	17
1984	73	70	143
Total	202	134	336
5. Mark Hagen			336
Year	Solo	Assist	Total
1987	2	0	2
1989	77	28	105
1990	80	40	120
1991	66	43	109
Total	225	111	336
7. Craig Walls			342
Year	Solo	Assist	Total
1978	10	4	14
1979	74	32	106
1980	70	51	121
1981	58	43	101
Totals	212	130	342
8. Jabar Robinson			339
Year	Solo	Assist	Total
1995	38	20	58
1996	43	20	63
1997	66	35	101
1998	67	50	117
Totals	214	125	339
9. Justin Smith			326
Year	Solo	Assist	Total
1998	39	25	64
1999	64	25	89
2000	54	20	74
2001	80	19	99
Totals	237	89	326
10. Kyle Killion			323
Year	Solo	Assist	Total
2002	17	11	28
2003	65	32	97
2004	74	33	107
2005	63	28	91
Totals	219	104	323

## SEASON TACKLES

1.	199	Joe Norman	1978
2.	165	Steve Sanders	1976
3.	155	Joe Fitzgerald	1984
4.	143	Mark Weiler	1984
5.	141	Craig Brinkman	1974
6.	137	Donnie Thomas	1975
7.	134	Donnie Thomas	1974
8.	132	Brad Mitchell	1985
9.	126	Mike Fulk	1972
	126	Tegray Scales	2016


## SINGLE-GAME TACKLES

1.	26	Joe Norman vs. Ohio State	11/18/78
2.	25	Karl Pankratz at Wisconsin	10/29/69
		Donnie Thomas at Ohio State	11/1/75
4.	24	Don Silas vs. Minnesota at Purdue	11/16/68
		Steve Sanders at Purdue	11/20/76
		Doug Sybert vs. Ohio State	11/18/78
		Marlin Evans at Ohio State	10/18/80

- Current players in bold



Joe Norman



Mark Hagen



# TACKLES FOR LOSS

## TACKLES FOR LOSS

Year	Name	No.
1966	Jim Sniadecki	13.0
1967	Ken Kaczmarek	10.0
1968	Jerry Grecco	9.0
1969	Ed McGuire	17.0
1970	Ed McGuire	17.0
1971	Mike Fulk	8.0
1972	Mike Fulk	11.0
1973	Carl Barzilauskas	8.0
1974	Larry Jameson	10.0
1975	Carl Smith	9.0
1976	Steve Sanders	6.0
	Carl Smith	6.0
1977	Paul Yarian	11.0
1978	Joe Norman	13.0
1979	Terry Tallen	9.0
1980	Craig Walls	9.0
1981	Rod Walden	8.0
1982	Mark Smythe	11.0
1983	Dave Zyzda	7.0
1984	Nate Borders	6.0
1985	Van Waiters	7.0
	Steve May	7.0
	Mike McCurry	7.0
1986	Van Waiters	24.0
1987	Van Waiters	11.0
	Joe Huff	11.0
1988	Joe Huff	9.0
1989	Greg Farrall	12.0
1990	Greg Farrall	9.0
1991	Greg Farrall	18.0
1992	Lamar Mills	13.0
1993	Troy Drake	10.0
	Bernard Whittington	10.0
1994	Nathan Davis	9.0
1995	Nathan Davis	20.0
1996	Adewale Ogunleye	15.0
1997	Adewale Ogunleye	21.0
1998	Adewale Ogunleye	17.0
1999	Kemp Rasmussen	11.5
2000	Justin Smith	14.0
2001	Justin Smith	11.0
2002	Kris Dielman	14.0
2003	Jodie Clemons	12.0
2004	Kyle Killion	16.5
2005	Kyle Killion	8.0
2006	Josh Bailey	7.5
2007	Greg Middleton	17.0
2008	Jammie Kirlaw	19.5
2009	Jammie Kirlaw	15.5
2010	Leon Beckum	9.0
2011	Jeff Thomas	10.5
2012	Adam Replogle	13.0
2013	John Laihinen	7.0
2014	Bobby Richardson	9.5
2015	Nick Mangieri	12.0
2016	<b>Tegray Scales</b>	<b>23.5</b>

## CAREER TACKLES FOR LOSS

1. Adewale Ogunleye	64.0
Year	TFL
1996	15.0
1997	21.0
1998	17.0
1999	11.0
Totals	64.0

2. Jammie Kirlaw	52.5
Year	TFL
2006	5.0
2007	12.5
2008	19.5
2009	15.5
Totals	52.5

3. Van Waiters	44.0
Year	TFL
1983	2.0
1985	7.0
1986	24.0
1987	11.0
Totals	44.0

4. Greg Farrall	40.0
Year	TFL
1988	1.0
1989	12.0
1990	9.0
1991	18.0
Totals	40.0

5. Nathan Davis	37.0
Year	TFL
1993	0.0
1994	9.0
1995	20.0
1996	8.0
Totals	37.0

6. Joe Huff	35.0
Year	TFL
1984	0.0
1986	5.0
1987	11.0
1988	19.0
Totals	35.0

6. Kyle Killion	35.0
Year	TFL
2002	3.5
2003	7.0
2004	16.5
2005	8.0
Totals	35.0

8. Ed Maguire	34.0
Year	TFL
1969	17.0
1970	17.0
Totals	34.0

9. Tegray Scales	33.5
Year	TFL
2014	4.5
2015	5.5
2016	23.5
Totals	33.5

10. Justin Smith	33.0
Year	TFL
1998	4.0
1999	4.0
2000	14.0
2001	11.0
Totals	33.0

## SEASON TACKLES FOR LOSS

1.	24.0	Van Waiters	1986
2.	<b>23.5</b>	<b>Tegray Scales</b>	<b>2016</b>
3.	21.0	Adewale Ogunleye	1997
4.	20.0	Nathan Davis	1995
5.	19.5	Jammie Kirlaw	2008
6.	19.0	Joe Huff	1988
7.	18.0	Greg Farrall	1991
8.	17.0	Adewale Ogunleye	1998
		Ed McGuire	1970
		Ed McGuire	1969
		Greg Middleton	2007

## SINGLE-GAME TACKLES FOR LOSS

1.	5.0	Van Waiters	11/8/86
		at Michigan State	
		Damian Gregory	
		vs. Michigan State	10/11/97
3.	4.5	Kris Dielman	
		vs. William & Mary	8/31/02
		Jammie Kirlaw	
		at Iowa	9/29/07
5.	4.0	Damian Gregory	
		vs. Minnesota	11/14/98
		Adewale Ogunleye	
		vs. Illinois	10/2/99
		Matt Mayberry	
		vs. Central Michigan	11/1/08
		Adam Replogle	
		at Penn State	11/17/12
		T.J. Simmons	
		at Michigan State	10/24/15
		<b>Tegray Scales</b>	
		<b>vs. Penn State</b>	<b>11/12/16</b>
		Marcus Oliver	
		vs. Purdue	11/26/16
		<b>Tegray Scales</b>	
		<b>vs. Purdue</b>	<b>11/26/16</b>

- Current players in bold



Jammie Kirlaw



# SACKS

## SACK LEADERS

Year	Name	No.
1985	Steven May	4.0
	Vincent Fisher	4.0
1986	Van Waiters	14.0
1987	Van Waiters	7.0
1988	Joe Huff	11.0
1989	Greg Farrall	8.0
1990	Greg Farrall	5.0
	Larry McDaniel	5.0
1991	Greg Farrall	8.0
1992	Franciscus Mills	8.0
1993	Hurvin McCormack	7.0
1994	Nathan Davis	3.0
1995	Nathan Davis	6.0
1996	Adeiwale Ogunleye	8.5
1997	Adeiwale Ogunleye	10.0
1998	Adeiwale Ogunleye	8.0
1999	Adeiwale Ogunleye	8.0
2000	Justin Smith	6.0
2001	Kemp Rasmussen	6.5
2002	Kris Dielman	5.0
2003	Jodie Clemons	6.0
2004	Kenny Kendal	5.5
2005	Victor Adeyanju	6.5
2006	Kenny Kendal	4.0
2007	Greg Middleton	16.0
2008	Jammie Kirlew	10.5
2009	Jammie Kirlew	6.5
2010	Darius Johnson	4.5
2011	Adam Replogle	4.0
2012	Adam Replogle	5.0
2013	John Laihininen	4.5
2014	Bobby Richardson	5.5
2015	Nick Mangieri	9.5
2016	Tegray Scales	7.0

## CAREER SACKS

<b>1. Adeiwale Ogunleye</b>		<b>34.5</b>
Year	Sacks	
1996	8.5	
1997	10.0	
1998	8.0	
1999	8.0	
Total	34.5	
<b>2. Van Waiters</b>		<b>25.0</b>
Year	Sacks	
1983	2.0	
1985	2.0	
1986	14.0	
1987	7.0	
Total	25.0	
<b>3. Jammie Kirlew</b>		<b>23.0</b>
Year	Sacks	
2006	1.5	
2007	4.5	
2008	10.5	
2009	6.5	
Total	23.0	
<b>3. Greg Middleton</b>		<b>23.0</b>
Year	Sacks	
2006	0.0	
2007	16.0	
2008	4.0	
2009	3.0	
Total	23.0	
<b>5. Greg Farrall</b>		<b>22.0</b>
Year	Sacks	
1988	1.0	
1989	8.0	
1990	5.0	
1991	8.0	
Total	22.0	
<b>6. Joe Huff</b>		<b>17.0</b>
Year	Sacks	
1984	0.0	
1986	1.0	
1987	5.0	
1988	11.0	
Total	17.0	
<b>7. Kemp Rasmussen</b>		<b>16.5</b>
Year	Sacks	
1998	0.0	
1999	7.0	
2000	3.0	
2001	6.5	
Total	16.5	
<b>8. Hurvin McCormack</b>		<b>16.0</b>
Year	Sacks	
1990	1.0	
1991	2.0	
1992	6.0	
1993	7.0	
Total	16.0	
<b>9. Adam Replogle</b>		<b>15.0</b>
Year	Sacks	
2009	4.0	
2010	2.0	
2011	4.0	
2012	5.5	
Total	15.0	
<b>10. Victor Adeyanju</b>		<b>14.5</b>
Year	Sacks	
2002	2.0	
2003	1.0	
2004	5.0	
2005	6.5	
Total	14.5	
<b>10. Nick Mangieri</b>		<b>14.5</b>
Year	Sacks	
2002	0.0	
2003	3.0	
2004	2.0	
2005	9.5	
Total	14.5	

## SEASON SACKS

1.	16.0	Greg Middleton	2007
2.	14.0	Van Waiters	1987
3.	11.0	Joe Huff	1988
4.	10.5	Jammie Kirlew	2008
5.	10.0	Adeiwale Ogunleye	1997
6.	9.5	Nick Mangieri	2015
7.	8.5	Adeiwale Ogunleye	1996
8.	8.0	Greg Farrall	1989
		Greg Farrall	1991
		Lamar Mills	1992
		Adeiwale Ogunleye	1998
		Adeiwale Ogunleye	1999


## SINGLE-GAME SACKS

1.	4.0	Van Waiters at Michigan State	11/8/86
		Adeiwale Ogunleye at Ohio State	10/18/97
		Matt Mayberry vs. Central Michigan	11/1/08
4.	3.5	Jammie Kirlew at Iowa	9/29/07
5.	3.0	Bobby Richardson vs. Indiana State	8/30/14

- Current players in bold



Adeiwale Ogunleye



Van Waiters



# INTERCEPTIONS

## YEARLY LEADERS

Year	Name	No.
1968	Benjamin Norman	5
1969	John Mathias	5
1970	Stephen Porter	3
1971	Michael Heizman	4
	Daniel Lintner	4
1972	Quinn Buckner	5
1973	Quinn Buckner	3
1974	Bill Atkinson	2
1975	Harold Waterhouse	2
	William Wilson	2
	Daniel Zarlingo	2
1976	Harold Waterhouse	3
1977	Dave Abrams	7
1978	Tim Wilbur	6
1979	Tim Wilbur	8
1980	Chuck Alexander	4
1981	Marc Longshore	4
1982	Mark Sutor	6
1983	Nathan Borders	5
1984	Chris Sigler	5
1985	Leonard Bell	3
1986	Alex Green	5
1987	Brian Dewitz	5
1988	Erick Coleman	3
	Brian Dewitz	3
	Brad Money	3
	Marc Ferry	3
1989	David Ane	2
	Michael Dumas	2
	Troy Mason	2
1990	Michael Dumas	3
	Mark Hagen	3
1991	Damon Watts	3
1992	James Davis	5
1993	Lance Brown	4
1994	Eric Smedley	4
1995	Joey Eloms	4
1996	Eric Allen	5
1997	Joey Eloms	3
	Kywin Supernaw	3
1998	Jabar Robinson	5
	Greg Yeldell	5
1999	Michael McGrath	3
2000	Sharrod Wallace	2
2001	Marcus Floyd	3
2002	Damien Jones	3
2003	Herana-Daze Jones	2
	Cedric Henry	2
2004	Tracy Porter	3
2005	Tracy Porter	3
2006	Will Meyers	5
2007	Tracy Porter	6
2008	Austin Thomas	2
2009	Austin Thomas	4
2010	Mitchell Evans	3
2011	Greg Heban	2
2012	Greg Heban	3
2013	Greg Heban	3
2014	<b>Chase Dutra</b>	<b>3</b>
	<b>Tegray Scales</b>	<b>3</b>
2015	<b>Jonathan Crawford</b>	<b>4</b>
2016	<b>Jonathan Crawford</b>	<b>3</b>
	<b>Rashard Fant</b>	<b>3</b>

## CAREER INTERCEPTIONS

1. Tim Wilbur 19		
Year	Int.	Yds.
1978	6	138
1979	8	167
1980	3	41
1982	2	14
Total	19	360

2. Tracy Porter 16		
Year	Int.	Yds.
2004	3	115
2005	3	108
2006	4	53
2007	6	137
Total	16	413

3. John Cannady 11		
Year	Int.	Yds.
1943	3	-
1944	1	-
1945	1	-
1946	6	-
Totals	11	-

3. Dave Abrams 11		
Year	Int.	Yds.
1977	7	24
1978	4	19
Total	11	43

3. Lance Brown 11		
Year	Int.	Yds.
1991	1	16
1992	3	0
1993	4	49
1994	3	13
Total	11	78

6. John McDonnell 10		
Year	Int.	Yds.
1943	1	-
1946	2	-
1947	3	-
1948	4	-
Totals	10	-

6. Eric Allen 10		
Year	Int.	Yds.
1994	3	0
1995	2	47
1996	5	120
Total	10	167

## 8. Seven Players 9



Tracy Porter

## SEASON INTERCEPTIONS

1.	8	Tim Wilbur	1979 (167 yds)
2.	7	Dave Abrams	1977 (24 yds)
3.	6	John Cannady	1946 (25 yds)
		Milt Campbell	1955 (111 yds)
		Tim Wilbur	1978 (138 yds)
		Mark Sutor	1982 (61 yds)
		Tracy Porter	2007 (137 yds)

## SINGLE-GAME INTERCEPTIONS

1.	3	Floran Helinski at Michigan	10/30/54
		Milt Campbell vs. Ohio	10/29/55
		Ben Norman vs. Baylor	9/21/68
		Tim Wilbur at Illinois	11/10/79
		Greg Yeldell at Michigan	10/24/98

## CAREER RETURN YARDS

1.	413	Tracy Porter	2004-07
2.	360	Tim Wilbur	1978-80, 82
3.	189	Kywin Supernaw	1996-97
4.	174	George Taliaferro	1945, 47-48
5.	167	Eric Allen	1996

## SEASON RETURN YARDS

1.	167	Tim Wilbur	1979 (8 ret.)
2.	152	Mike Dumas	1990 (3 ret.)
3.	138	Tim Wilbur	1978 (6 ret.)
4.	137	Tracy Porter	2007 (6 ret.)
5.	132	Alfonzo Thurman	1994 (2 ret.)

## SINGLE-GAME RETURN YARDS

1.	99	Mike Dumas at Purdue	11/24/90
2.	98	Tim Wilbur at Michigan State	10/21/78
		Tracy Porter vs. Central Michigan	9/4/04
4.	97	Alfonzo Thurman vs. Miami (Ohio)	9/10/94
5.	96	<b>Jameel Cook, Jr. vs. Florida International</b>	<b>9/12/15</b>
6.	92	Marvin Woodson at Purdue	11/17/62
7.	90	Kywin Supernaw vs. Illinois	11/1/97
8.	88	Milt Campbell vs. Ohio	10/29/55
9.	82	George Taliaferro at Minnesota	9/29/45
10.	77	Reggie Bryant vs. Minnesota	10/1/04

## LONGEST RETURNS

1.	99	Mike Dumas at Purdue	11/24/90
2.	98t	Tim Wilbur at Michigan State	10/21/78
3.	97t	Alfonzo Thurman vs. Miami (Ohio)	9/10/94
4.	96t	Tracy Porter vs. Central Michigan	9/4/04
		<b>96t Jameel Cook, Jr. vs. Florida International</b>	<b>9/12/15</b>
6.	92t	Marvin Woodson at Purdue	11/17/62
7.	90t	Kywin Supernaw vs. Illinois	11/1/97
8.	82	George Taliaferro at Minnesota	11/10/45
9.	80t	Reggie Bryant vs. Minnesota	10/1/94
10.	72	Will Scott vs. Marquette	10/10/59

t-touchdown

- Current players in bold



# TEAM RECORDS

## SINGLE-SEASON OFFENSE

	Most	Least
<b>Rushing</b>		
Attempts	658 (1977)	262 (1948)
Net Yards	3,163 (2014)	539 (1948)
First Downs	172 (1988)	35 (1948)
<b>Passing</b>		
Attempts	540 (2012)	88 (1941)
Completions	331 (2012)	30 (1960)
Passes Had Intercepted	24 (1970)	6 (1994)
Yards Gained	3,820 (2015)	398 (1958)
First Downs Passing	168 (2015)	18 (1958)
<b>Interceptions</b>		
Interceptions	22 (1945)	5 (2011)
Return Yards	347 (2007)	11 (1992)
<b>Total Offense</b>		
Touchdowns	62 (2013)	3 (1922, 1933, 1938)
Extra Points	56 (2013)	1 (1938)
Total Points	475 (2015)	21 (1922, 1938)
Plays	1,053 (2015)	426 (1948)
Yards Gained	6,556 (2015)	1,372 (1948)
Total First Downs	337 (2015)	63 (1948)
First Downs Penalty	29 (2012)	1 (1950)
<b>Special Teams</b>		
Punts	83 (1971)	37 (1947)
Punting Yardage	3,172 (2005)	1,260 (1964)
Punt Returns	46 (1993)	8 (2011)
Punt Return Yards	800 (1942)	28 (1976)
Kickoff Returns	73 (2008)	13 (1945)
Kickoff Return Yards	1,476 (2010)	188 (1943)
<b>Miscellaneous</b>		
Penalties	91 (2015)	36 (1942, 1977)
Yards Penalized	778 (2015)	205 (1940)
Fumbles	42 (1958)	7 (2012)
Fumbles Lost	27 (1946)	3 (2012)

## SINGLE-GAME OFFENSE

<b>Rushing</b>	
Attempts	84 vs. Temple, 10/18/52 (318 yards)
Yards	564 at Kentucky, 9/17/94
Fewest Attempts	17 at Michigan State, 10/13/07 (22 yards)
First Downs	30 at Kentucky, 9/17/94
<b>Passing</b>	
Attempts	64 vs. Michigan, 10/2/10 (45 comp.)
Completions	45 vs. Michigan, 10/2/10 (64 att.)
Yards	496 vs. Wake Forest, 9/24/16 (28-47)
	480 vs. Michigan, 10/2/10 (45-64)
	464 vs. Rutgers, 10/17/15 (32-42)
Had Intercepted	6 at Minnesota, 10/10/70
First Downs	22 vs. Michigan, 10/2/10

### Total Offense

Plays	101 vs. Louisville, 9/14/85
	101 at Iowa, 10/15/05
Yards	692 vs. Purdue, 11/30/13
Fewest Plays	36 at Michigan State, 10/13/07
First Downs	42 vs. Purdue, 11/30/13

### Penalties

Times Penalized	19 vs. South Carolina State, 9/17/11
Yards	189 vs. Kansas State, 9/22/62

## SINGLE-GAME DEFENSE

### Total Defense

Fewest Yards Allowed	38 at Nebraska, 1942
Fewest First Downs Allowed	1 vs. Fort Knox vs. Nebraska, 1944
Fumbles Recovered	7 vs. Illinois, 9/15/73

### Rushing

Fewest Yards Allowed	32 vs. William & Mary, 8/31/02
Fewest First Downs Allowed	0, three times
	most recent vs. Kansas State, 9/18/65

### Passing

Fewest Attempts	2, twice
	most recent at Ohio State, 11/5/55
Fewest Completions	0, six times
	most recent vs. Minnesota, 10/19/85
Fewest Yards	2 vs. Purdue, 11/24/45
Fewest First Downs Allowed	0, 22 times
	most recent vs. Michigan State, 11/9/85
Interceptions	6 at Minnesota, 1945



# OPPONENT RECORDS

## SINGLE-GAME RUSHING YARDS

	Year	No.	Yds.
1. Larry Johnson, Penn State	2002	28	327
2. Lorenzo White, Michigan State	1987	56	292
3. Damien Anderson, Northwestern	2000	36	292
4. Lorenzo White, Michigan State	1985	25	286
5. Otis Armstrong, Purdue	1972	32	276

## SINGLE-PLAY RUSHING YARDS

	Year	Yds.
1. James White, Wisconsin	2013	93t
2. Bill Belton, Penn State	2014	92t
3. Tony Boles, Michigan	1989	91t
4. David Gilreath, Wisconsin	2008	90t
5. John Karras, Illinois	1951	88t

## SINGLE-GAME PASSING YARDS

	Year	Att.	Comp.	Yds.
1. Chuck Hartlieb, Iowa	1988	60	44	558
2. Kyle Orton, Purdue	2004	54	33	522
3. Devin Gardner, Central Michigan	2013	29	21	503
4. Brian Brunner, Central Michigan	2008	53	35	485
5. Danny Etling, Purdue	2013	49	33	485
6. Brandon Doughty, Western Kentucky	2015	46	35	484
7. Nathan Scheelhaase, Illinois	2013	57	38	450
8. Curtis Painter, Purdue	2008	54	38	448
9. Jake Rudock, Michigan	2015	46	33	440
10. Scott Mullen, Iowa	1999	60	36	426

## SINGLE-PLAY PASSING YARDS

	Year	Yds.
1. Tony Banks-Nigea Carter, Michigan State	1994	93t
2. Ricky Stanzi-Marvin McNutt, Iowa	2009	92t
3. Rick Trefzger-Brian Alford, Purdue	1996	90t
4. Ed Smith-Kirk Gibson, Michigan State	1978	86t
5. Tyler O'Connor, Michigan State	2016	86t

## SINGLE-GAME RECEPTIONS

	Year	No.	Yds.
1. Taylor Stubblefield, Purdue	2004	14	138
Jamarko Simmons, W. Michigan	2007	14	158
Dante Love, Ball State	2007	14	177
Jeremy Gallon, Michigan	2013	14	369
5. David Boston, Ohio State	1996	13	153
Nick Bell, Iowa	1998	13	128
Devin Thomas, Michigan State	2007	13	148
Eric Decker, Minnesota	2008	13	190

## SINGLE-GAME RECEIVING YARDS

	Year	No.	Yds.
1. Jeremy Gallon, Michigan	2013	14	369
2. Devon Harberts, Iowa	1988	11	233
3. Steve Hull, Illinois	2013	9	224
4. Kyle Ingraham, Purdue	2004	11	209
5. Jehu Chesson, Michigan	2015	10	207
6. Allen Robinson, Penn State	2012	10	197
7. Andre Rison, Michigan State	1986	11	196
Taywan Taylor, Western Kentucky	2015	9	196
8. Dave Moritz, Iowa	1983	11	192
10. Mike Sherrod, Illinois	1980	8	191

## LONGEST PUNT RETURN

	Year	Yds.
1. Tim Dwight, Iowa	1997	92t
2. Branch Bruce, Penn State	1999	90t
3. Brian Musso, Northwestern	1995	86t

## LONGEST KICKOFF RETURN

	Year	Yds.
1. Stan Brown, Purdue	1970	100t
Jermaine Mays, Minnesota	2000	100t
3. Norm Granger, Iowa	1981	99t
Curtis Duncan, Northwestern	1984	99t

## TOTAL OFFENSE

	Year	Yds.
1. Devin Gardner, Michigan	2013	584
2. Kyle Orton, Purdue	2004	530
3. Mark Iannotti, Southern Illinois	2015	517
4. Chuck Hartlieb, Iowa	1988	516
5. Jake Rudock, Michigan	2015	504
6. Nathan Scheelhaase, Illinois	2013	495
Brandon Doughty, Western Kentucky	2015	495
8. Denard Robinson, Michigan	2010	494
9. Danny Etling, Purdue	2013	487
10. Scott Mullen, Iowa	1999	473

## TOUCHDOWN PASSES

	Year	TDs
1. Tim Couch, Kentucky	1997	7
2. Kyle Orton, Purdue	2004	6
Jake Rudock, Michigan	2015	6
4. Fred Riddle, Iowa	1963	5
Jeff George, Illinois	1989	5
Dusty Bonner, Kentucky	1999	5
Philip Rivers, NC State	2000	5
Curtis Painter, Purdue	2008	5

## FIELD GOALS

	Year	FGs
1. Jim Gallery, Minnesota	1991	4
Bob Atha, Ohio State	1981	4
Morten Andersen, Michigan State	1981	4
Chip Lohmiller, Minnesota	1986	4
Bryan Borreson, Utah	2002	4
Brett Swenson, Michigan State	2008	4
Mike Meyer, Iowa	2010	4
Robert Randolph, Virginia	2011	4
Carson Wiggins, Purdue	2011	4
Tyler Tate, Bowling Green	2014	4

## LONGEST FIELD GOAL

	Year	Yds.
1. Jim Gallery, Minnesota	1981	57
2. Chip Lohmiller, Minnesota	1986	55
Dan Stultz, Ohio State	1997	55

## SCORING

1. 28 players tied with 24  
Most recent: Jehu Chesson, Michigan, 2015

## LONGEST PUNT

	Year	Yds.
1. Paul Burton, Northwestern	1995	90
Bruce Branch, Penn State	1999	90
3. Paul Calhoun, Kentucky	1983	80
Greg Montgomery, Michigan State	1985	80

## LONGEST INTERCEPTION RETURN

	Year	Yds.
1. Ray Griffin (55) to Nick Buonamici, Ohio State	1976	95t
2. Brian Williams, Illinois	1989	92t
3. Jamar Fletcher, Wisconsin	2000	87

t-touchdown



# MEMORIAL STADIUM RECORDS

## INDIVIDUAL RUSHING

Most Rushes	47, Anthony Thompson vs. Iowa, 10/29/88
Opponent	44, (2x) Javon Ringer (Michigan State), 9/27/08
	Blake Ezor (Michigan State), 11/14/88
Yards	247, Tevin Coleman vs. Indiana State, 8/30/14
Opponent	327, Larry Johnson (Penn State), 11/16/02
Longest Rush	89, Darrick Burnett vs. Miami (Ohio), 9/24/77
Opponent	92, Bill Belton (Penn State), 11/8/14

## INDIVIDUAL PASSING

Attempts	64, Ben Chappell vs. Michigan, 10/2/10
Opponent	62, Kyle Orton (Purdue), 11/24/01
Completions	45, Ben Chappell vs. Michigan, 10/2/10
Opponent	44, Chuck Hartlieb (Iowa), 10/29/88
Yards	496, Richard Lagow vs. Wake Forest, 9/24/16
Opponent	558, Chuck Hartlieb (Iowa), 10/29/88
TD Passes	6, Tre Roberson (Purdue), 11/30/13
Opponent	7, Tim Couch (Kentucky), 9/20/87

## INDIVIDUAL RECEIVING

Receptions	16, Jason Spear vs. Purdue, 11/22/87
Opponent	13, Nick Bell (Iowa), 10/29/88;
	David Boston (Ohio State), 11/16/86
Yards	258, Tyrone Browning vs. Western Michigan, 9/12/88
TD Receptions	4, Craig Yeast (Kentucky), 9/20/97;
	James Hardy vs. Michigan State, 10/28/06
Longest Reception	81, Versie Gaddis-A. Randle El vs. Ball State, 9/4/89
Opponent	86, R.J. Shelton-Tyler O'Connor (Michigan State), 10/1/16

## INDIVIDUAL SCORING

Touchdowns	5, Anthony Thompson vs. Northwestern, 10/7/89
Opponent	4, (8x) recent: Jehu Chesson (Michigan), 11/14/15
Points Scored	32, Anthony Thompson vs. Northwestern, 10/7/89
Opponent	24, (8x) recent: Jehu Chesson (Michigan), 11/14/15

## INDIVIDUAL INTERCEPTIONS

Interceptions	3, Benny Norman vs. Baylor, 9/21/68
Opponent	3, (2x) Grant Steen (Iowa), 10/19/02
	Neil Little (Northwestern), 11/10/73
Longest Return	97, Alfonso Thurman vs. Miami (Ohio), 9/10/94
Opponent	95, Ray Griffin (Ohio State), (55)
	lateral from Nick Buonamici (40), 10/30/76

## INDIVIDUAL KICKING

Most Punts	13, Mark Zellmer vs. Ohio State, 10/16/71
Opponent	12, John Ray (Arizona), 10/26/68
Longest Punt	86, Jim DiGiulio vs. Wisconsin, 10/24/92
Opponent	80, Greg Montgomery (Michigan State), 11/9/85
Punt Return	93, Steve Porter vs. Wisconsin, 10/24/70
Opponent	83, Steve Breaston (Michigan), 11/11/06
<b>Most Field Goals</b>	<b>4, (4x) recent: G. Oakes vs. Michigan, 11/14/15</b>
Opponent	4, (4x) recent: Carson Wiggs (Purdue), 11/26/11
<b>Long Field Goal</b>	<b>58, G. Oakes vs. Maryland, 9/27/14</b>
Opponent	57, Jim Gallery (Minnesota), 10/17/81
Most Extra Points	10, Mitch Ewald (Indiana State), 8/29/13
Opponent	8, (4x) recent: Michael Geiger (Michigan State), 9/27/14
Longest Kickoff Return	100t, Derin Graham vs. Wisconsin, 10/3/88
Opponent	97, Rick Stevenson (Arizona), 10/26/68

## TEAM RUSHING

Most Rushes	80, vs. Northwestern, 10/14/78
Opponent	75, Michigan State, 11/8/75
Yards	455, Indiana State, 8/30/14
Opponent	564, vs. Wisconsin, 11/10/12

## TEAM PASSING

Attempts	64, vs. Michigan, 10/2/10
Opponent	62, Iowa, 10/29/88
Completions	45, vs. Michigan, 10/2/10
Opponent	44, Iowa, 10/29/88
Yards	496, vs. Wake Forest, 9/24/16
Opponent	558, Iowa, 10/29/88
Had Intercepted	5, vs. Wake Forest, 9/24/16
Opponent	4, Kentucky, 9/23/67; Kansas State, 9/18/85;
	Wisconsin, 10/14/72 & 11/7/81; Duke, 10/4/80

## TOTAL OFFENSE

Touchdowns	10, vs. Indiana State, 8/29/13
Opponent	10, Nebraska, 9/30/78
Points Scored	73, vs. Indiana State, 8/29/13
Opponent	69, Nebraska, 9/30/78
Plays	101, vs. Louisville, 9/14/85
Opponent	100, Illinois, 10/5/68
Yards	692, vs. Purdue, 11/30/13
Opponent	662, Michigan State, 10/18/14
First Downs	42, vs. Purdue, 11/30/13
Opponent	33, Missouri, 9/21/13
Rushing First Downs	26, vs. Purdue, 11/30/13
Opponent	24, Kentucky, 9/15/84; Missouri, 9/21/13
Passing First Downs	22, vs. Michigan, 10/2/10
Opponent	25, Iowa, 10/29/88

## MISCELLANEOUS

Fumbles Lost	6, vs. Michigan, 11/4/72
Opponent	7, Illinois, 9/15/73
Yards Penalized	189, vs. Kansas State, 9/22/62
Opponent	124, Michigan, 10/17/92
Winning Margin	51, 58-7 vs. Missouri, 9/22/90
Losing Margin	52, 69-17, Nebraska, 9/30/78
Point Total	108, Indiana State (W, 73-35), 8/29/13
Winning Streak	10, 1987-88
Losing Streak	7, 1969-70

## ATTENDANCE

Purdue	56,223 (11/12/69)
Purdue	53,202 (11/17/79)
Ohio State	53,183 (10/20/73)
Michigan	52,929 (10/2/10)
Ohio State	52,929 (10/3/15)
Purdue	52,914 (11/19/77)
California	52,904 (9/27/69)
Ohio State	52,866 (10/22/05)
Iowa	52,854 (11/8/69)
Minnesota	52,804 (10/11/69)

- Current players in bold



# IU TOUCHDOWN RETURNS

Date	Player & Opponent	Type	Yards				
9/1/16	<b>Tegray Scales at FIU</b>	<b>Interception</b>	<b>16</b>	9/7/96	Eric Allen at Toledo	Interception	24
9/1/16	<b>Rashad Fant at FIU</b>	<b>Interception</b>	<b>34</b>	11/11/95	Joey Eloms vs. Michigan State	Interception	30
9/19/15	Mitchell Paige vs. Iowa	Punt Return	51	9/23/95	Jabar Robinson vs. Southern Mississippi	Fumble	3
9/25/15	<b>Tony Fields at Wake Forest</b>	<b>Interception</b>	<b>20</b>	10/29/94	Eric Smedley at Michigan State	Interception	47
9/19/15	Mitchell Paige vs. Western Kentucky	Punt Return	91	10/1/94	Reggie Bryant vs. Minnesota	Interception	80
9/21/15	<b>Jameel Cook, Jr. vs. FIU</b>	<b>Interception</b>	<b>96</b>	9/10/94	Alfonzo Thurman vs. Miami (Ohio)	Interception	97
10/4/14	Mark Murphy vs. Penn State	Interception	47	10/23/93	Thomas Lewis at Northwestern	Punt	58
8/29/13	Shane Wynn vs. Indiana State	Punt	58	9/11/93	Lamar Mills vs. Northern Illinois	Fumble	46
9/29/12	Tevin Coleman at Northwestern	Kickoff	96	9/4/93	Jay Davis vs. Toledo	Interception	30
10/8/11	Shane Wynn vs. Illinois	Kickoff	99	10/3/92	Damon Watts at Michigan State	Blocked Punt	31
9/24/11	Mark Murphy at North Texas	Interception	31	10/5/91	Scott McGowan vs. Michigan State	Punt	79
9/10/11	Lawrence Barnett vs. Virginia	Fumble	54	11/24/90	Mark Hagen at Purdue	Interception	21
9/2/10	Matt Ernest vs. Towson	Interception	56	9/29/90	Mike Middleton vs. Eastern Michigan	Interception	22
10/24/09	Ray Fisher at Northwestern	Kickoff	93	9/22/90	Rob Turner at Missouri	Punt	65
9/19/09	Ray Fisher at Akron	Kickoff	91	9/15/90	Rob Turner at Kentucky	Punt	64
9/20/08	Nick Polk vs. Ball State	Fumble	31	11/18/89	Mike Dumas at Illinois	Blocked Punt	28
11/10/07	James Bailey at Northwestern	Kickoff	91	11/21/88	Brian Dewitz at Purdue	Interception	34
11/3/07	Christopher Phillips vs. Ball State	Interception	58	11/7/88	Erick Coleman at Illinois	Fumble	47
10/13/07	Tracy Porter at Michigan State	Fumble	76	11/21/87	Van Waiters vs. Purdue	Fumble	47
9/8/07	Greg Middleton at Western Michigan	Fumble	44	11/8/86	Alex Green at Michigan State	Interception	29
10/7/06	Marcus Thigpen at Illinois	Kickoff	98	9/20/86	Brad Mitchell vs. Navy	Interception	59
9/30/06	Troy Grosfield vs. Wisconsin	Fumble	15	9/21/85	Leonard Bell vs. Navy	Punt	52
9/23/06	Marcus Thigpen vs. Connecticut	Kickoff	87	9/8/84	Chris Sigler at Duke	Interception	48
9/9/06	Marcus Thigpen at Ball State	Kickoff	100	11/12/83	Leonard Bell at Illinois	Interception	32
9/2/06	Tracy Porter vs. Western Michigan	Punt	86	9/26/81	Duane Gunn at Syracuse	Kickoff	97
9/2/06	Christopher Phillips vs. Western Michigan	Interception	66	9/20/80	Tim Wilbur at Kentucky	Punt	78
10/22/05	John Pannoza vs. Ohio State	Fumble	57	9/20/80	Tim Wilbur at Kentucky	Interception	40
11/20/04	Will Lumpkin at Purdue	Fumble	72	12/21/79	Tim Wilbur vs. Brigham Young	Punt	62
11/13/04	Kyle Killion vs. Penn State	Fumble	46	10/18/79	Tim Wilbur vs. Northwestern	Interception	58
10/30/04	Will Lumpkin vs. Minnesota	Interception	42	9/15/79	Tim Wilbur vs. Vanderbilt	Interception	70
10/25/04	Lance Bennett vs. Michigan State	Punt	94	11/4/78	Dale Keneipp at Minnesota	Fumble	92
9/18/04	Victor Adeyanju at Kentucky	Fumble	4	10/21/78	Tim Wilbur at Michigan State	Interception	98
9/11/04	Lance Bennett at Oregon	Kickoff	98	10/8/77	Dave Abrams at Northwestern	Punt	38
9/4/04	Tracy Porter vs. Central Michigan	Interception	96	11/8/75	Tom Buck vs. Michigan State	Interception	30
9/27/03	Buster Larkins at Michigan	Blocked Punt	37	10/28/72	Bill Atkinson at Northwestern	Punt	57
11/16/02	Buster Larkins vs. Penn State	Interception	59	9/30/72	Mike Fulk at Kentucky	Punt	22
11/2/02	Herana Daze-Jones at Northwestern	Fumble	9	11/20/71	Rob Spicer vs. Purdue	Interception	22
9/14/02	Joe Gonzalez at Kentucky	Interception	36	10/24/70	Steve Porter vs. Wisconsin	Punt	93
10/6/01	Duane Stone at Wisconsin	Blocked Punt	10	10/17/70	John Debout at Illinois	Interception	28
9/18/99	Derin Graham vs. Kentucky	Kickoff	90	11/15/69	Jamie O'Hara at Northwestern	Kickoff	88
11/7/98	Mike McGrath at Illinois	Fumble	35	11/1/69	Larry Highbaugh vs. Michigan State	Punt	43
10/3/98	Derin Graham vs. Wisconsin	Kickoff	100	9/20/69	Steve Porter at Kentucky	Punt	66
9/19/98	Aaron Williams at Kentucky	Fumble	0	9/20/69	Larry Highbaugh at Kentucky	Punt	73
11/1/97	Kywin Supernaw vs. Illinois	Interception	90	11/2/68	Jim Sniadecki vs. Wisconsin	Interception	32
11/23/96	Nathan Davis at Purdue	Blocked Punt	51	10/28/67	Nate Cunningham at Arizona	Interception	55
11/23/96	Kywin Supernaw at Purdue	Interception	13	10/7/67	Ken Kaczmarek vs. Illinois	Interception	26
10/19/96	Eric Allen at Michigan	Interception	42	9/24/66	John Ginter at Northwestern	Punt	53
10/12/96	Trent Jones vs. Iowa	Blocked Punt	30				

- Current players in bold



# OPPONENT TOUCHDOWN RETURNS

Date	Player & Opponent	Type	Yards				
11/12/16	Torrence Brown vs. Penn State	Fumble	9	9/19/98	John Rader at Kentucky	Interception	46
11/5/16	Darnell Davis at Rutgers	Fumble	75	11/22/97	Mike Rose vs. Purdue	Interception	24
10/15/16	Chris Jones vs. Nebraska	Interception	33	11/22/97	Lee Johnson vs. Purdue	Fumble	35
9/24/16	Jessie Bates vs. Wake Forest	Interception	55	10/25/97	J.P. Lange at Iowa	Interception	60
9/10/16	Malik Dunner vs. Ball State	Blocked Punt	3	10/25/97	Tim Dwight at Iowa	Punt	92
12/26/15	Shaun Wilson vs. Duke	Kickoff	98	10/25/97	Matt Bowen at Iowa	Interception	70
10/17/15	Kenoko Turay vs. Rutgers	Fumble	26	10/18/97	Clinton Wayne at Ohio State	Interception	38
9/5/15	Kenny James vs. Southern Illinois	Blocked Punt	0	10/11/97	Sedrick Irvin vs. Michigan State	Punt	80
11/22/14	Jalin Marshall at Ohio State	Punt	54	11/16/96	Damon Moore vs. Ohio State	Interception	28
11/11/14	Desmond King at Iowa	Interception	35	11/16/96	Matt Finkes vs. Ohio State	Fumble	45
11/9/13	Corey Lewis vs. Illinois	Fumble	0	10/26/96	Gerald Filardi vs. Penn State	Interception	24
9/21/13	Kony Ealy vs. Missouri	Interception	49	10/12/96	Tom Knight at Iowa	Interception	57
9/14/13	Paul Senn vs. Bowling Green	Blocked Punt	56	9/14/96	Jamie Taylor vs. Miami (Ohio)	Interception	36
8/29/13	Conn Underwood vs. Indiana State	Interception	31	11/11/95	Derrick Mason vs. Michigan State	Kickoff	87
8/29/13	Terry Burnett vs. Indiana State	Fumble	2	11/11/95	Scott Greene vs. Michigan State	Punt	76
11/3/12	Christian Kirksey vs. Iowa	Interception	18	10/28/95	Kelly Killens at Penn State	Blocked Punt	25
10/20/12	Jordan Drake at Navy	Interception	24	10/28/95	Aaron Collins at Penn State	Interception	80
10/13/12	Bradley Roby vs. Ohio State	Blocked Punt	0	10/21/95	Amani Toomer vs. Michigan	Punt	56
11/19/11	Johnny Adams at Michigan State	Interception	86	10/14/95	Tom Knight at Iowa	Interception	60
10/15/11	Derek Landisch at Wisconsin	Fumble	0	9/30/95	Casey Daley at Northwestern	Fumble	43
10/15/11	Jared Abbrederis at Wisconsin	Punt	60	11/12/94	Joey Galloway vs. Ohio State	Kickoff	93
10/8/11	Tavon Wilson vs. Illinois	Fumble	66	10/22/94	Brian Musso vs. Northwestern	Punt	56
11/20/10	James Van Fleet vs. Penn State	Blocked Punt	21	12/31/93	Antonio Banks vs. Virginia Tech	Blocked FG	80
11/13/10	Aaron Henry at Wisconsin	Interception	37	12/31/93	Lawrence Lewis vs. Virginia Tech	Fumble	20
10/23/10	Jonathan Brown at Illinois	Interception	66	10/17/92	Derrick Alexander vs. Michigan	Punt	70
10/23/10	Patrick Nixon-Youman at Illinois	Interception	68	9/19/92	Marty Moore at Kentucky	Interception	36
11/21/09	Al-Terek McBurse vs. Purdue	Kickoff	87	9/7/91	Demetrius DuBose at Notre Dame	Interception	49
11/14/09	Navorro Bowman at Penn State	Interception	73	11/18/89	Brian Williams at Illinois	Interception	92
10/31/09	Tyler Sash at Iowa	Interception	86	10/21/89	Fred Foggie vs. Minnesota	Blocked FG	98
9/19/09	Aaron Williams at Akron	Blocked Punt	0	12/28/88	Mike Tolbert vs. South Carolina	Blocked Punt	34
10/18/08	A.J. Jenkins at Illinois	Kickoff	96	11/14/88	John Miller vs. Michigan State	Interception	39
9/20/08	Sean Baker vs. Ball State	Interception	40	9/14/85	Ernest Givens vs. Louisville	Kickoff	93
11/10/07	Eddie Simpson at Northwestern	Interception	41	11/10/84	Craig Swoope vs. Illinois	Interception	73
10/13/07	Ervin Baldwin at Michigan State	Fumble	12	11/3/84	William White at Ohio State	Interception	20
9/8/07	Brandon West at Western Michigan	Kickoff	98	9/22/84	Curtis Duncan at Northwestern	Kickoff	99
11/11/06	Steve Breaston vs. Michigan	Punt	83	10/23/82	Garcia Lane vs. Ohio State	Punt	68
11/4/06	Dom Barber at Minnesota	Interception	45	9/18/82	Joey Browner at Southern California	Punt	54
9/23/06	Danny Lansanah vs. Connecticut	Interception	39	11/7/81	David Greenwood vs. Wisconsin	Interception	65
10/29/05	Demond Williams at Michigan State	Kickoff	98	10/10/81	Norm Granger at Iowa	Kickoff	99
10/1/05	Brandon Williams at Wisconsin	Punt	63	10/7/78	Ira Matthews at Wisconsin	Punt	71
10/2/04	Leon Hall vs. Michigan	Punt	76	9/16/78	George Adams at Louisiana State	Interception	73
11/15/03	Andrew Guman at Penn State	Blocked Punt	8	10/29/77	Mark Merrill vs. Minnesota	Interception	14
11/1/03	John Pawlowski at Minnesota	Fumble	22	11/13/76	Ira Matthews vs. Wisconsin	Punt	56
9/27/03	Jeremy LeSueur at Michigan	Interception	60	10/30/76	Ray Griffin-Nick Buonamici vs. OSU	Interception	95
9/27/03	Steve Breaston at Michigan	Punt	69	11/9/74	Carl Patrnchak at Northwestern	Interception	27
11/16/02	Rich Gardner vs. Penn State	Interception	35	10/19/74	Neal Colzie vs. Ohio State	Interception	55
9/14/02	Quentus Camby at Kentucky	Interception	82	9/15/73	George Uremovich vs. Illinois	Kickoff	89
12/1/01	Derek Abney vs. Kentucky	Fumble	0	9/16/72	Michael Steidl vs. Minnesota	Punt	26
10/6/01	Joey Boese at Wisconsin	Fumble	26	10/30/71	Tom Darden at Michigan	Interception	60
9/6/02	Troy Graham at NC State	Block Punt	0	9/25/71	Godfrey White at Baylor	Kickoff	94
11/4/00	Christian Morten at Illinois	Punt	80	11/21/70	Stan Brown at Purdue	Kickoff	100
10/21/00	Jermaine Mays vs. Minnesota	Kickoff	100	9/27/69	Ken Wiedemann vs. California	Interception	18
9/25/99	Askari Adams at Penn State	Interception	37	9/20/69	Roger Gann at Kentucky	Kickoff	95
9/25/99	Bruce Branch at Penn State	Punt	90	10/26/68	Rick Stevenson vs. Arizona	Kickoff	97
10/9/99	Harold Blackmon vs. Northwestern	Interception	75	10/19/68	Jerry Hartman vs. Michigan	Interception	62
11/20/99	Chuky Okobi vs. Purdue	Fumble	0	9/28/68	Donnie Shanklin at Kansas	Punt	59
1/20/99	Vinny Sutherland vs. Purdue	Punt	66	10/15/66	Phil Knell vs. Illinois	Interception	62
11/7/98	Steve Havard at Illinois	Kickoff	94	9/17/66	Bob Glover vs. Miami (Ohio)	Kickoff	86
10/31/98	David Boston vs. Ohio State	Punt	70	9/25/65	Willie Stinson vs. Northwestern	Kickoff	91



# PASSING, RECEIVING & RUSHING MARKS

## 200-PLUS YARD PASSING GAMES

496	(28-47)	<b>Richard Lagow vs. Wake Forest, 9/24/16</b>
480	(45-64)	Ben Chappell vs. Michigan, 10/2/10
464	(32-42)	Nate Sudfeld vs. Rutgers, 10/17/15
454	(33-59)	Cameron Coffman at Penn State, 11/17/12
408	(27-39)	Jay Rodgers vs. Ball State, 9/13/97
<b>394</b>	<b>(28-47)</b>	<b>Richard Lagow at Rutgers, 11/5/16</b>
390	(26-36)	Babe Laufenberg vs. Iowa, 10/9/82
389	(28-51)	Nate Sudfeld vs. Duke, 12/28/15
385	(22-29)	Antwaan Randle El vs. Western Michigan, 9/12/98
	(23-35)	Nate Sudfeld at Maryland, 11/21/15
382	(26-42)	Ben Chappell vs. Arkansas State, 10/16/10
379	(20-37)	John Paci at Penn State, 11/6/93
378	(16-31)	Dave Schnell vs. South Carolina, 12/28/88
366	(32-42)	Ben Chappell at Western Kentucky, 9/18/10
363	(31-42)	Nate Sudfeld vs. Navy, 9/7/13
360	(37-57)	Blake Powers vs. Iowa, 10/15/05
355	(20-27)	Nate Sudfeld vs. Western Kentucky, 9/19/15
354	(22-35)	Kellen Lewis vs. Ball State, 11/03/07
350	(18-29)	Nate Sudfeld at Purdue, 11/28/15
349	(19-32)	Nate Sudfeld vs. Southern Illinois, 9/5/15
348	(31-53)	Cameron Coffman at Purdue, 11/24/12
347	(31-41)	Nate Sudfeld at Bowling Green, 9/13/14
345	(14-18)	Bob Hoernschmeyer at Nebraska, 1943
	(11-14)	Tim Clifford at Colorado, 9/27/80
342	(28-49)	Jay Rodgers vs. Purdue, 11/22/97
	(23-33)	Ben Chappell vs. Akron, 9/25/10
338	(27-46)	Steve Bradley vs. Kentucky, 9/15/84
335	(34-56)	Babe Laufenberg vs. Ohio State, 10/23/82
	(21-48)	Gibran Hamdan vs. Iowa, 10/19/02
	(17-26)	Nate Sudfeld vs. Bowling Green, 9/14/13
333	(23-38)	Ben Chappell vs. Illinois, 10/17/09
332	(30-45)	Steve Bradley at Northwestern, 9/22/84
330	(31-50)	Ben Chappell at Purdue, 11/27/10
329	(22-33)	Antwaan Randle El vs. Purdue, 11/20/99
326	(27-36)	Ben Chappell vs. Eastern Kentucky, 9/3/09
323	(25-35)	Ben Chappell vs. Wisconsin, 11/7/09
322	(19-26)	Kellen Lewis at Iowa, 9/29/07
321	(25-43)	Kellen Lewis at Minnesota, 11/4/06
	(23-38)	Nate Sudfeld vs. Penn State, 10/5/13
320	(21-32)	Steve Bradley vs. Minnesota, 10/8/83
318	(30-48)	Kellen Lewis vs. Penn State, 10/20/07
<b>317</b>	<b>(35-59)</b>	<b>Richard Lagow at Northwestern, 10/22/16</b>
316	(23-36)	Frank Stavrov vs. Michigan State, 11/12/86
	(19-28)	Tim Clifford at Iowa, 9/8/79
	(19-31)	Dave Schnell vs. Missouri, 9/26/87
315	(21-33)	Cameron Coffman vs. Iowa, 11/3/12
312	(24-46)	Trent Green at Michigan State, 10/3/92
310	(24-36)	Gibran Hamdan vs. Wisconsin, 10/12/02
309	(24-48)	Babe Laufenberg vs. Michigan State, 10/30/82
308	(10-13)	Del Russell vs. Marquette, 1947
	(30-54)	Ben Chappell vs. Northwestern, 10/30/10
	(23-37)	Nate Sudfeld at Michigan State, 10/24/15
307	(19-36)	Blake Powers vs. Nicholls State, 9/10/05
298	(32-51)	Ben Chappell at Penn State, 11/14/09
297	(17-35)	Babe Laufenberg at Iowa, 10/10/81
	(24-32)	Babe Laufenberg at Wisconsin, 11/6/82
295	(16-30)	Steve Bradley vs. Purdue, 11/19/83
294	(28-41)	Trent Green at Kentucky, 9/19/92
<b>292</b>	<b>(23-40)</b>	<b>Richard Lagow vs. Penn State, 11/12/16</b>
291	(15-18)	Terry Jones vs. Utah, 9/27/75
290	(18-34)	Antwaan Randle El vs. Michigan, 10/30/99
	(14-23)	Gibran Hamdan vs. Central Michigan, 9/21/02
	(26-42)	Kellen Lewis at Purdue, 11/18/06
288	(28-45)	Jay Rodgers vs. Kentucky, 9/20/97
	(16-23)	Tre Roberson at Michigan, 10/19/13
285	(12-21)	Kellen Lewis vs. Indiana State, 9/1/07
282	(23-35)	Ted McNulty vs. Texas Christian, 9/23/72
	(33-48)	Cameron Coffman vs. Michigan State, 10/6/12
280	(26-36)	Tre Roberson vs. Indiana State, 9/1/12
279	(23-49)	Steve Bradley at Minnesota, 10/5/84
	(21-35)	Chris Dittoe vs. Penn State, 11/5/94
	(26-48)	Ben Chappell at Illinois, 10/23/10
276	(17-35)	Blake Powers vs. Central Michigan, 9/2/05
	(16-26)	<b>Richard Lagow vs. Michigan State, 10/1/16</b>
275	(22-44)	Cameron Coffman vs. Ohio State, 10/13/12
274	(23-37)	Steve Bradley vs. Louisville, 9/14/85
	(23-37)	Steve Bradley vs. Louisville, 9/14/85
273	(21-27)	Edward Wright-Baker vs. S.C. State, 9/17/11
	(25-37)	Tre Roberson vs. Purdue, 11/30/13
272	(20-32)	Edward Wright-Baker vs. Ball State, 9/3/11
270	(21-38)	Ben Chappell at Michigan, 9/26/09
267	(20-27)	Nate Sudfeld vs. Illinois, 11/9/13

266	(17-32)	Matt LoVecchio vs. Kentucky, 9/20/03
	(23-39)	Ben Chappell vs. Purdue, 11/21/09
	<b>(17-27)</b>	<b>Richard Lagow vs. Ball State, 9/10/16</b>
265	(19-30)	Steve Bradley at Missouri, 9/28/85
	(9-16)	Trent Green vs. Northwestern, 10/12/91
	(17-30)	Antwaan Randle El vs. Illinois, 10/2/99
264	(18-38)	Steve Bradley at Kentucky, 9/17/83
263	(19-31)	Steve Bradley vs. Iowa, 10/26/84
	(12-21)	Antwaan Randle El vs. Minnesota, 10/21/00
	(26-51)	Kellen Lewis vs. Illinois, 9/22/07
	(15-26)	Kellen Lewis vs. Michigan State, 10/28/06
260	(21-44)	Steve Bradley vs. Northwestern, 9/24/83
258	(18-33)	Trent Green at Purdue, 11/23/91
257	(18-28)	Steve Bradley vs. Northwestern, 10/5/85
256	(20-28)	Richie Badar at Ohio, 10/12/63
	(21-37)	Trent Green at Ohio State, 11/16/91
	(18-32)	John Paci vs. Minnesota, 10/2/93
255	(19-25)	Kellen Lewis vs. Iowa, 10/14/06
	(15-22)	Dave Schnell vs. Northwestern, 10/7/89
254	(22-40)	Jay Rodgers at Minnesota, 11/15/97
	(26-43)	Blake Powers vs. Minnesota, 11/5/05
252	(18-33)	Nate Sudfeld at Missouri, 9/20/14
251	(24-35)	Cameron Coffman vs. Ball State, 9/15/12
250	(21-33)	Dave Schnell at Minnesota, 10/16/87
247	(16-30)	Steve Bradley vs. Duke, 9/8/84
	(15-21)	Dave Schnell vs. Minnesota, 10/15/88
	(22-30)	Dave Schnell vs. Ohio State, 10/14/89
	(12-23)	Antwaan Randle El vs. Iowa, 10/23/99
246	(22-41)	Steve Bradley vs. Michigan, 10/1/83
	(13-23)	Antwaan Randle El vs. Northwestern, 11/3/01
244	(20-41)	Blake Powers vs. Wisconsin, 10/1/05
	(25-37)	Cameron Coffman at Navy, 10/20/12
243	(9-24)	Florian Helinski vs. Northwestern, 11/13/54
242	(18-34)	Dave Schnell vs. Illinois, 11/18/89
241	(14-19)	Tim Clifford vs. Illinois, 11/10/79
	(20-29)	Trent Green vs. Missouri, 10/5/91
	(17-29)	Trent Green vs. Minnesota, 11/2/91
	(14-25)	Chris Dittoe vs. Western Michigan, 9/9/95
240	(17-43)	Steve Bradley vs. Purdue, 11/17/84
	(14-27)	Antwaan Randle El vs. NC State, 9/9/00
	(20-39)	Kellen Lewis at Illinois, 10/7/06
	<b>(18-27)</b>	<b>Richard Lagow at Florida International, 9/1/16</b>
239	(21-34)	Matt LoVecchio at Purdue, 11/20/04
238	(20-40)	Kellen Lewis vs. Southern Illinois, 9/16/06
236	(16-27)	Babe Laufenberg vs. Minnesota, 10/16/82
	(22-41)	Trent Green vs. Michigan, 10/19/91
	(12-24)	Matt LoVecchio at Kentucky, 9/18/04
235	(14-22)	Dave Kramme vs. Illinois, 11/16/85
	(24-46)	Kellen Lewis vs. Minnesota, 10/06/07
	(22-41)	Ben Chappell vs. Penn State, 11/20/10
234	(13-38)	Gibran Hamdan at Kentucky, 9/14/02
	(19-33)	Nate Sudfeld vs. Florida International, 9/12/15
	(25-46)	Cameron Coffman vs. Wisconsin, 11/10/12
233	(20-38)	Lou D'Achille vs. Ohio State, 10/14/50
232	(16-33)	Richie Badar vs. Oregon State, 11/7/64
	(12-26)	Tim Clifford vs. Michigan, 10/27/79
	(17-27)	Dave Kramme vs. Illinois, 11/15/86
	(17-20)	Trent Green vs. Kentucky, 9/21/91
230	(23-29)	Nate Sudfeld vs. North Texas, 10/4/14
229	(15-32)	Frank Stavrov vs. Iowa, 10/29/66
	(22-36)	Harry Gonso vs. Michigan State, 11/1/69
	(23-40)	Adam Greenlee vs. Michigan, 10/21/95
	(21-39)	Nate Sudfeld vs. Missouri, 9/21/13
228	(23-30)	Harry Gonso vs. Kentucky, 9/20/69
	(24-35)	Babe Laufenberg vs. Syracuse, 9/25/82
	(13-21)	Dave Kramme vs. Illinois, 11/7/87
	(15-28)	Kellen Lewis at Ball State, 9/9/06
	(17-34)	Richie Badar vs. Ohio State, 10/3/64
227	(13-32)	Ed McNulty vs. Northwestern, 10/23/71
	(23-41)	Ben Chappell at Iowa, 10/31/09
	(12-24)	Antwaan Randle El vs. Penn State, 11/17/01
225	(12-16)	Dave Schnell vs. Rice, 9/12/87
224	(25-41)	Nate Sudfeld at Ohio State, 11/23/13
	(19-32)	Scott Arnett vs. Michigan State, 10/15/77
222	(21-37)	Babe Laufenberg vs. Michigan, 10/2/82
	(27-46)	Ben Chappell vs. Iowa, 11/6/10
221	(13-14)	Harry Gonso vs. Baylor, 9/21/68
	(18-31)	Trent Green vs. Notre Dame, 9/7/91
	(20-40)	Kellen Lewis at Western Michigan, 9/7/07
220	(20-34)	Nate Sudfeld vs. Michigan, 11/14/15
219	(21-34)	Ben Chappell vs. Northwestern, 10/25/08
	(12-17)	Nate Sudfeld vs. Indiana State, 8/29/13





# PASSING, RECEIVING & RUSHING MARKS

218	(18-33)	Dave Schnell vs. Tennessee, 1/2/88
	(16-33)	Antwaan Randle El vs. Ohio State, 10/31/98
216	(23-39)	Kellen Lewis vs. Purdue, 11/17/07
215	(8-14)	Lou D'Archille vs. Iowa, 10/7/50
	(13-22)	Richie Badar vs. Michigan State, 10/17/67
214	(9-16)	Antwaan Randle El vs. Cincinnati, 9/23/00
213	(12-21)	Dave Kramme vs. Purdue, 11/22/86
212	(17-34)	Gibran Hamdan at Utah, 9/7/02
211	(14-22)	Dave Kramme vs. Navy, 9/20/86
	(19-29)	Trent Green vs. Missouri, 9/26/92
	(13-29)	Matt LoVecchio at Connecticut, 8/30/03
210	(18-35)	Trent Green vs. Iowa, 11/9/91
	(22-30)	John Paci vs. Northwestern, 10/22/94
	(16-26)	Gibran Hamdan at Ohio State, 9/28/02
	(20-34)	Ben Chappell vs. Ohio State, 10/3/09
209	(15-17)	Matt LoVecchio at Illinois, 11/6/04
	(23-40)	Edward Wright-Baker at North Texas, 9/24/11
208	(14-27)	Trent Green vs. Miami (Ohio), 9/12/92
207	(16-30)	Chris Dittoe vs. Ohio State, 11/13/95
	<b>(16-25)</b>	<b>Richard Lagow vs. Maryland, 10/29/16</b>
	(12-29)	Harry Gonso vs. Wisconsin, 10/25/69
	(20-27)	Chris Dittoe vs. Penn State, 10/24/95
206	(15-33)	Tim Clifford vs. Iowa, 9/13/80
	(23-38)	Steve Bradley vs. Ohio State, 11/5/83
	(16-26)	Trent Green vs. Ohio State, 11/14/92
	(19-34)	Nate Sudfeld at Wake Forest, 9/26/15
204	(9-22)	John Paci vs. Minnesota, 10/31/92
	(11-23)	Antwaan Randle El vs. Penn State, 9/25/99
	(13-20)	Matt LoVecchio vs. Northwestern, 10/11/03
	(18-27)	Kellen Lewis at Northwestern, 11/10/07
	(22-43)	Kellen Lewis vs. Oklahoma State, 12/31/07
203	(13-23)	Jay Rodgers vs. Wisconsin, 9/27/97
201	(16-32)	Antwaan Randle El vs. Kentucky, 9/18/99
200	(15-30)	Steve Bradley vs. Wisconsin, 11/2/85
	(15-23)	Dave Schnell vs. Ohio State, 10/10/87

## TOTAL OF 300-PLUS YARD GAMES

11		Nate Sudfeld (Career High: 464 vs. Rutgers, 10/17/15)
9		Ben Chappell (480 vs. Michigan, 10/2/10)
		Kellen Lewis (354 vs. Ball State, 11/03/07)
3		<b>Richard Lagow (496 vs. Wake Forest, 9/24/16)</b>
		Cameron Coffman (454 at Penn State, 11/17/12)
		Steve Bradley (338 vs. Kentucky, 9/15/84)
		Babe Laufenberg (390 vs. Iowa, 10/9/82)
2		Tim Clifford (345 at Colorado, 9/27/80)
		Gibran Hamdan (335 vs. Iowa, 10/19/02)
		Blake Powers (360 at Iowa, 10/15/05)
		Antwaan Randle El (385 vs. W. Michigan, 9/12/98)
		Jay Rodgers (408 vs. Ball State, 9/13/97)
		Dave Schnell (378 vs. South Carolina, 12/28/88)
1		Trent Green (312 at Michigan State, 10/3/92)
		Bob Hoernschemeyer (345 at Nebraska, 1943)
		Matt LoVecchio (329 vs. Northwestern, 10/9/04)
		John Paci (379 at Penn State, 11/6/93)
		Del Russell (308 vs. Marquette, 1947)
		Frank Stavroff (316 vs. Michigan State, 11/12/66)

## TOTAL OF 200-PLUS YARD GAMES

20		Nate Sudfeld (Career High: 464 vs. Rutgers, 10/17/15)
18		Ben Chappell (480 vs. Michigan, 10/2/10)
17		Kellen Lewis (354 vs. Ball State, 11/03/07)
16		Steve Bradley (338 vs. Kentucky, 9/15/84)
14		Trent Green (312 at Michigan State, 10/3/92)
13		Antwaan Randle El (385 vs. W. Michigan, 9/12/98)
		Dave Schnell (378 vs. South Carolina, 12/28/88)
8		<b>Richard Lagow (496 vs. Wake Forest, 9/24/16)</b>
		Cameron Coffman (454 at Penn State, 11/17/12)
		Babe Laufenberg (390 vs. Iowa, 10/9/82)
7		Matt LoVecchio (329 vs. Northwestern, 10/9/04)
6		Gibran Hamdan (335 vs. Iowa, 10/19/02)
5		Tim Clifford (345 at Colorado, 9/27/80)
		Dave Kramme (235 at Illinois, 11/16/85)
		Blake Powers (360 at Iowa, 10/15/05)
		Jay Rodgers (408 vs. Ball State, 9/13/97)
4		Richie Badar (256 at Iowa, 10/12/63)
		Chris Dittoe (279 vs. Penn State, 11/5/94)
		Harry Gonso (229 at Michigan State, 11/1/69)
		John Paci (379 at Penn State, 11/6/93)
3		Tre Roberson (288 at Michigan, 10/19/13)
		Edward Wright-Baker (273 vs. S.C. State, 9/17/11)
2		Lou D'Achille (232 vs. Ohio State, 10/14/50)
		Ted McNulty (282 vs. TCU, 9/23/72)
		Frank Stavroff (316 vs. Michigan State, 11/12/66)

1		Scott Arnett (223 vs. Michigan State, 10/15/77)
		Adam Greenlee (229 vs. Michigan, 10/21/95)
		Florian Helinski (243 at Northwestern, 11/13/54)
		Bob Hoernschemeyer (345 at Nebraska, 1943)
		Terry Jones (291 vs. Utah, 9/27/75)
		Del Russell (308 vs. Marquette, 1947)

## 100-PLUS YARD RECEIVING GAMES

285	(12 Rec.)	Thomas Lewis at Penn State, 11/6/93
258	(13)	Tyrone Browning vs. Western Michigan, 9/12/98
256	(5)	Nate Lundy at Colorado, 9/27/80
221	(15)	Tandon Doss vs. Michigan, 10/2/10
208	(8)	Ricky Jones vs. Wake Forest, 9/24/16
203	(12)	James Hardy vs. Iowa, 10/15/05
198	(11)	Courtney Roby vs. Iowa, 10/19/02
197	(6)	Duane Gunn at Iowa, 10/10/81
192	<b>(9)</b>	<b>Simmie Cobbs, Jr., at Maryland, 11/21/15</b>
189	(11)	Cody Latimer vs. Illinois, 11/9/13
186	(6)	Ricky Jones vs. Southern Illinois, 9/5/15
184	(10)	Glenn Johnson at Utah, 9/7/02
	(7)	Courtney Roby at Kentucky, 9/18/04
183	(10)	Kenny Allen at Missouri, 9/28/85
182	(5)	Rob Turner vs. South Carolina, 12/28/88
178	(8)	Trent Smock at Kentucky, 9/28/74
177	(10)	Bill Couch at Iowa, 10/29/66
	(6)	Thomas Lewis vs. Virginia Tech, 12/31/93
175	(5)	Jade Butcher at Arizona, 10/28/67
	(9)	Glenn Scolnik vs. Texas Christian, 9/23/72
	(5)	Trent Smock vs. Utah, 9/27/75
173	(5)	Ernie Jones at Kentucky, 9/19/87
157	(7)	James Hardy vs. Wisconsin, 10/1/05
156	(5)	Brad Bomba at Northwestern, 11/13/54
	(6)	Duane Gunn vs. Iowa, 10/9/82
155	(8)	Len Kenebrew at Duke, 9/8/84
	(6)	Versie Gaddis vs. Minnesota, 10/21/00
154	(5)	Jerry Dorsey vs. Michigan, 10/30/99
153	(11)	Keith Calvin vs. Michigan State, 10/15/77
	(4)	Courtney Roby vs. Central Michigan, 9/21/02
	(3)	James Hardy vs. Indiana State, 9/1/07
152	(6)	Tony Buford vs. Minnesota, 10/15/88
151	(9)	James Hardy at Purdue, 11/18/06
150	(7)	Ernie Jones vs. Tennessee, 12/8/88
	(8)	Courtney Roby at Northwestern, 10/9/04
149	(10)	Kenny Allen vs. Louisville, 9/14/85
147	(7)	Jade Butcher vs. Baylor, 9/21/68
	(16)	Jason Spear vs. Purdue, 11/22/97
	(8)	Kofi Hughes at Ohio State, 11/15/11
144	(2)	Mike Friede vs. Minnesota, 11/4/78
142	(7)	Keith Calvin vs. Iowa, 11/5/77
	(14)	James Hardy vs. Penn State, 10/20/07
141	(7)	Keith Calvin vs. LSU, 9/17/77
140	(5)	Duane Gunn vs. Purdue, 11/19/83
	(6)	O.J. Conner vs. Ball State, 9/13/97
	(9)	Cody Latimer vs. Penn State, 10/5/13
139	(10)	Shane Wynn at Bowling Green, 9/13/14
138	(6)	Kofi Hughes vs. Michigan, 10/19/13
137	(6)	Bill Malinchak vs. Purdue, 1/20/65
	(6)	Cody Latimer vs. Bowling Green, 9/14/13
136	(8)	Cody Latimer vs. Missouri, 9/21/13
135	(10)	Damarlo Belcher at Western Kentucky, 9/18/10
134	(4)	Richard Deranek vs. Marquette, 11/15/47
	(6)	Jade Butcher vs. Wisconsin, 11/2/68
	(4)	Rob Turner vs. Ohio State, 10/13/90
	(6)	Ray Fisher vs. Ball State, 11/3/07
133	(8)	Bill Malinchak vs. Texas, 10/2/65
	(7)	Ernie Jones vs. Illinois, 11/7/87
	<b>(3)</b>	<b>Nick Westbrook vs. Ball State, 9/10/16</b>
130	(5)	Dorian Wilkerson vs. Ball State, 9/13/97
	(7)	Tandon Doss vs. Illinois, 10/17/09
129	(6)	Trent Smock vs. Minnesota, 10/12/74
	(12)	Thomas Lewis vs. Kentucky, 9/19/92
	<b>(3)</b>	<b>Nick Westbrook vs. Wake Forest, 9/24/16</b>
128	(7)	Ernie Jones vs. Purdue, 11/17/84
127	(10)	Jade Butcher vs. Michigan State, 11/1/69
	(8)	Glenn Scolnik vs. Illinois, 11/11/72
	(5)	Ernie Jones vs. Wisconsin, 11/1/86
	(5)	Shane Wynn vs. North Texas, 10/4/14
126	(5)	Ricky Jones vs. Western Kentucky, 9/19/15
	(8)	Mitchell Paige vs. Rutgers, 10/17/15
	<b>(10)</b>	<b>Nick Westbrook at Northwestern, 10/22/16</b>
125	(3)	Jerry Dorsey vs. Cincinnati, 9/23/00
	(8)	Tandon Doss vs. Eastern Kentucky, 9/3/09



# PASSING, RECEIVING & RUSHING MARKS

124	(8)	Ernie Jones vs. Minnesota, 10/16/87
	(6)	Eric Matthews vs. Western Michigan, 9/9/95
	(5)	Ricky Jones vs. Michigan State, 10/1/16
123	(8)	Keith Calvin vs. Nebraska, 9/18/76
	(5)	Lonnie Johnson vs. Iowa, 9/8/79
	(5)	Thomas Lewis vs. Northwestern, 10/12/91
	(5)	Thomas Lewis vs. Minnesota, 10/2/93
	(5)	Ajamu Stoner vs. Illinois, 10/7/95
	(8)	Courtney Roby at Illinois, 10/26/02
122	(8)	James Hardy vs. Nicholls State, 9/10/05
121	(4)	John McDonnell vs. Purdue, 10/23/48
	(6)	James Hardy at Michigan State, 10/13/07
	(6)	Terrance Turner vs. Akron, 9/25/10
	(6)	Damarlo Belcher vs. Arkansas State, 10/16/10
	(6)	<b>Simmie Cobbs, Jr., vs. Duke, 12/26/15</b>
120	(6)	Bill Malinchak vs. Michigan State, 10/17/64
	(7)	Raymond Terry vs. Michigan State, 11/12/66
	(6)	Ernie Jones vs. Rice, 9/12/87
	(6)	Ernie Jones vs. Missouri, 9/26/87
	(10)	Eddie Baety vs. Michigan State, 10/3/92
	(9)	Kofi Hughes at Ohio State, 11/23/13
	(11)	Shane Wynn at Rutgers, 11/15/14
119	(7)	Mike Friede vs. Purdue, 11/25/78
	(7)	Duane Gunn vs. Kentucky, 9/17/83
	(6)	Ricky Jones vs. Rutgers, 10/17/15
118	(4)	Duane Gunn vs. Minnesota, 10/16/82
	(10)	James Hardy vs. Illinois, 10/8/05
117	(5)	Jade Butcher vs. Kansas, 9/30/67
	(3)	Versie Gaddis vs. Ball State, 9/4/99
	(6)	Ernie Jones vs. Iowa, 10/31/67
	(8)	James Hardy vs. Ball State, 11/03/07
115	(6)	Kenny Allen vs. Northwestern, 10/5/85
	(2)	Scott McGowan vs. Northwestern, 10/12/91
	(4)	James Hardy at Minnesota, 11/4/06
	(4)	Cody Latimer vs. Ball State, 9/15/12
	(2)	Bob Robertson vs. Iowa, 10/7/50
114	(5)	Jade Butcher vs. Iowa, 10/14/67
	(6)	Len Kenebrew vs. Northwestern, 9/22/84
	(8)	Dorian Wilkerson vs. Toledo, 9/7/96
113	(9)	Bill Malinchak vs. Purdue, 11/30/63
	(8)	Charles Byrnes vs. Wisconsin, 10/9/71
	(4)	Eddie Thomas vs. Northwestern, 10/7/89
	(5)	Scott McGowan vs. Kentucky, 9/21/91
	(7)	James Hardy at Iowa, 9/29/07
	(7)	Cody Latimer vs. Iowa, 11/13/12
112	(6)	Ernie Jones vs. Wisconsin, 10/20/84
	(10)	Mitchell Evans vs. Purdue, 11/21/09
111	(8)	Levon Williams vs. Purdue, 11/20/99
110	(5)	Clifton Anderson vs. Iowa, 11/13/54
	(7)	Len Kenebrew vs. Ohio State, 11/5/83
	(4)	Rob Turner vs. Missouri, 9/22/90
	(5)	Kofi Hughes at Northwestern, 9/29/12
	(7)	Kofi Hughes vs. Iowa, 11/3/12
	(6)	Cody Latimer vs. Purdue, 11/30/13
109	(8)	John Andrews vs. Kentucky, 9/20/69
	(5)	Trent Smock vs. Northwestern, 11/10/73
108	(5)	Jade Butcher vs. Illinois, 10/5/68
	(10)	Dave Lijja vs. Navy, 9/21/85
	(4)	Rob Turner vs. Purdue, 11/21/88
	(8)	Thomas Lewis vs. Kentucky, 9/21/91
	(4)	Versie Gaddis vs. North Carolina State, 9/9/00
	(8)	Shane Wynn at Penn State, 11/17/12
	(5)	<b>Simmie Cobbs, Jr., at Michigan State, 10/28/15</b>
107	(6)	Clifton Anderson vs. Wisconsin, 10/29/49
	(3)	Dave Whitsell vs. Iowa, 10/12/57
	(5)	James Hardy vs. Central Michigan, 9/2/05
	(5)	Jahkeem Gilmore vs. Nicholls State, 9/10/05
	(7)	James Hardy at Northwestern, 11/10/07
	(8)	Tandon Doss vs. Northwestern, 10/25/08
	(7)	<b>Simmie Cobbs, Jr., vs. Rutgers, 10/17/15</b>
106	(4)	Rob Turner vs. Wisconsin, 11/4/90
	(6)	Scott McGowan vs. Michigan State, 10/3/92
	(9)	Ray Fisher vs. Minnesota, 10/6/07
105	(9)	Brad Bomba vs. Northwestern, 10/27/56
	(3)	Duane Gunn vs. Syracuse, 9/26/81
	(8)	Jason Spear vs. Kentucky, 9/20/97
	(5)	Levon Williams vs. Ohio State, 10/31/98
104	(4)	Thomas Lewis vs. Ohio State, 11/13/93
	(4)	Jerry Dorsey vs. Iowa, 10/23/99
	(8)	James Hardy vs. Iowa, 10/14/06
	(8)	Tandon Doss at Michigan, 9/26/09
103	(6)	Len Kenebrew vs. Michigan State, 10/13/84
	(10)	Eddie Baety vs. Penn State, 11/5/94

	(6)	Glenn Johnson vs. Michigan State, 11/9/02
	(4)	Andrew Means vs. Ball State, 9/20/08
	(8)	Tandon Doss vs. Arkansas State, 10/16/10
102	(6)	Bill Malinchak vs. Iowa, 10/12/63
	(6)	Thomas Lewis vs. Wisconsin, 9/25/93
	(8)	Ajamu Stoner at Northwestern, 9/30/95
	(6)	Kofi Hughes vs. Navy, 9/7/13
101	(8)	Eddie Thomas vs. Michigan State, 10/5/87
	(5)	Courtney Roby at Kentucky, 9/14/02
	(4)	Damarlo Belcher vs. Ball State, 9/3/11
	(6)	Duwycy Wilson vs. S.C. State, 9/17/11
	(9)	Mitchell Paige vs. Nebraska, 10/15/16
100	(7)	Bill Couch vs. Ohio State, 11/5/66
	(10)	Terrance Turner at Purdue, 11/27/10
	(6)	Mitchell Paige at Rutgers, 11/5/16

## TOTAL OF 100-PLUS YARD GAMES

14	James Hardy (Career High: 203 at Iowa, 10/8/05)
10	Ernie Jones (163 at Kentucky, 9/19/87)
8	Thomas Lewis (285 at Penn State, 11/6/93)
7	Jade Butcher (175 at Arizona, 10/28/67)
	Cody Latimer (189 vs. Illinois, 11/9/13)
6	Tandon Doss (221 vs. Michigan, 10/2/10)
	Duane Gunn (197 at Iowa, 10/10/81)
	Kofi Hughes (147 at Ohio State, 11/5/11)
	Courtney Roby (198 vs. Iowa, 10/19/02)
5	Ricky Jones (208 vs. Wake Forest, 9/24/16)
	Bill Malinchak (137 vs. Purdue, 11/20/65)
	Rob Turner (182 vs. South Carolina, 12/28/88)
4	<b>Simmie Cobbs, Jr. (192 at Maryland, 11/21/15)</b>
	Keith Calvin (153 vs. Michigan State, 10/15/77)
	Len Kenebrew (155 at Duke, 9/8/84)
	Trent Smock (178 at Kentucky, 9/28/74)
	Shane Wynn (139 at Bowling Green, 9/13/14)
3	<b>Nick Westbrook (133 vs. Ball State, 9/10/16)</b>
	Kenny Allen (183 at Missouri, 9/28/85)
	Damarlo Belcher (135 at Western Kentucky, 9/18/10)
	Jerry Dorsey (154 vs. Michigan, 10/30/99)
	Versie Gaddis (155 vs. Ball State, 10/21/00)
	Scott McGowan (115 vs. Northwestern, 10/12/91)
	Mitchell Paige (126 vs. Rutgers, 10/17/15)
2	Clifton Anderson (110 vs. Iowa, 10/23/54)
	Eddie Baety (120 at Michigan State, 10/3/92)
	Brad Bomba (156 at Northwestern, 11/13/54)
	Bill Couch (177 at Iowa, 10/29/66)
	Ray Fisher (134 vs. Ball State, 11/3/07)
	Mike Friede (144 vs. Minnesota, 11/4/78)
	Glenn Johnson (184 at Utah, 9/7/02)
	Glenn Scolnick (175 vs. TCU, 9/23/72)
	Jason Spear (147 vs. Purdue, 11/22/97)
	Ajamu Stoner (123 vs. Illinois, 10/7/95)
	Eddie Thomas (113 vs. Northwestern, 10/7/89)
	Terrance Turner (121 vs. Akron, 9/25/10)
	Dorian Wilkerson (130 vs. Ball State, 9/13/97)
	Levon Williams (111 vs. Purdue, 11/20/99)
1	18 Players, Last: Duwycy Wilson (101 vs. S.C. State, 9/17/11)

## 100-PLUS YARD RUSHING GAMES

377	(52 Rushes)	Anthony Thompson at Wisconsin, 11/11/89
307	(32)	Tevin Coleman at Rutgers, 11/15/14
280	(20)	Levon Williams at Wisconsin, 10/6/01
265	(33)	Vaughn Dunbar at Missouri, 9/28/91
251	(26)	Levon Williams at Michigan State, 11/10/01
247	(23)	Tevin Coleman vs. Indiana State, 8/30/14
245	(31)	Alex Smith at Purdue, 11/19/94
241	(22)	Levon Williams vs. Northwestern, 10/9/99
240	(42)	Brett Law vs. Missouri, 9/26/92
238	(35)	Jordan Howard vs. Michigan, 11/14/15
237	(37)	Lonnie Johnson vs. Illinois, 11/15/80
232	(43)	Alex Smith at Iowa, 10/8/94
228	(27)	Tevin Coleman at Ohio State, 11/22/14
227	(35)	Devine Redding vs. Duke, 12/26/15
221	(19)	Alex Smith at Kentucky, 9/17/94
220	(36)	Lonnie Johnson at Purdue, 11/22/80
219	(15)	Tevin Coleman at Iowa, 10/1/14
216	(43)	Anthony Thompson vs. Minnesota, 10/21/89
215	(15)	Tevin Coleman vs. Illinois, 11/9/13
211	(34)	Courtney Snyder vs. Purdue, 11/22/75
	(32)	Lonnie Johnson vs. Duke, 10/4/80
210	(34)	Ric Enis vs. Minnesota, 10/29/77
	(27)	Antwaan Randle El vs. Minnesota, 10/21/00



# PASSING, RECEIVING & RUSHING MARKS

209	(29)	Darrick Burnett vs. Miami (Ohio), 9/24/77
	(41)	Alex Smith vs. Southern Mississippi, 9/23/95
	(32)	Antwaan Randle El at Illinois, 11/4/00
208	(24)	Ric Enis vs. North Carolina State, 10/2/76
207	(39)	Anthony Thompson vs. Wisconsin, 11/1/86
203	(38)	Vaughn Dunbar at Wisconsin, 10/26/91
203	(42)	BenJarvus Green-Ellis at Penn State, 11/15/03
	(31)	Jordan Howard vs. Western Kentucky, 9/19/15
199	(48)	Sean Glover at Iowa, 10/14/95
	(18)	Kellan Lewis vs. Akron, 9/15/07
195	(43)	Darrick Burnett vs. Purdue, 11/19/77
194	(31)	Courtney Snyder at Wisconsin, 11/15/75
191	(27)	Mike Harkrader at Iowa, 10/16/76
	(33)	Alex Smith vs. Miami (Ohio), 9/10/94
190	(32)	Anthony Thompson vs. Ohio State, 10/8/88
	(24)	Tevin Coleman at Bowling Green, 9/13/14
188	(30)	Vaughn Dunbar vs. Ohio State, 10/13/90
187	(26)	Gene Gedman vs. Pittsburgh, 10/6/51
	(23)	Anthony Thompson at Rice, 9/10/88
	(19)	Antwaan Randle El vs. Iowa, 9/30/00
185	(18)	Bob Robertson vs. Notre Dame, 10/21/50
	(9)	Kellen Lewis vs. Western Kentucky, 8/30/08
184	(35)	John Isenbarger vs. Minnesota, 10/11/69
183	(44)	Alex Smith vs. Michigan State, 11/11/95
182	(38)	Anthony Thompson at Illinois, 11/18/89
179	(22)	Mike Harkrader vs. Northwestern, 10/9/76
178	(33)	Anthony Thompson vs. Northwestern, 10/7/89
177	(34)	Anthony Thompson at Ohio State, 10/14/89
174	(26)	Alex Smith at Toledo, 9/7/96
176	(17)	Chris Taylor vs. Kentucky, 9/17/05
174	(34)	Courtney Snyder vs. Minnesota, 9/13/75
	(26)	Alex Smith at Toledo, 9/7/96
	(22)	Jordan Howard vs. Iowa, 11/7/15
171	(15)	Ted Smith vs. West Virginia, 10/4/58
	(24)	Hank Pogue vs. Illinois, 10/18/69
170	(22)	Anthony Thompson vs. Northwestern, 10/3/87
169	(34)	Courtney Snyder at Northwestern, 11/9/74
	(14)	Tevin Coleman vs. Indiana State, 8/29/13
168	(47)	Anthony Thompson vs. Iowa, 10/29/88
	(15)	Levon Williams vs. North Carolina, 9/11/89
	(33)	Jordan Howard at Wake Forest, 9/26/15
167	(25)	Anthony Thompson at Purdue, 11/21/88
	(17)	Jermaine Chaney at Kentucky, 9/17/94
166	(39)	Anthony Thompson vs. Kentucky, 9/17/88
165	(30)	John Isenbarger vs. Purdue, 11/22/69
164	(27)	Mike Harkrader vs. Illinois, 10/28/78
	(31)	Alex Smith at Purdue, 11/23/96
	(38)	De Wayne Hogan vs. Illinois, 11/1/97
163	(32)	Yamar Washington at Kentucky, 9/14/02
162	(31)	Mike Harkrader vs. Northwestern, 10/14/78
161	(32)	Vaughn Dunbar vs. Wisconsin, 11/10/90
	(33)	Vaughn Dunbar at Notre Dame, 9/7/91
	(21)	Levon Williams at Illinois, 11/4/00
160	(34)	Ken Starling vs. Northwestern, 11/10/73
	(28)	Courtney Snyder vs. Minnesota, 10/12/74
	(22)	Lonnice Johnson at Northwestern, 10/25/80
	(30)	Anthony Thompson at Minnesota, 10/16/87
159	(18)	John Isenbarger vs. Illinois, 10/5/68
	(25)	Orlando Brown at Minnesota, 10/16/82
	(27)	Jordan Howard vs. Florida International, 9/12/15
158	(22)	Bob Pernell vs. Baylor, 9/21/68
	(28)	Stephen Houston vs. Purdue, 11/24/12
157	(25)	Anthony Thompson vs. Missouri, 9/16/89
	(37)	Antwaan Randle El vs. Illinois, 10/2/99
156	(24)	Antwaan Randle El vs. Wisconsin, 11/11/00
155	(15)	Terry Cole vs. Purdue, 11/25/67
	(33)	Alex Smith at Kentucky, 9/21/96
	(35)	BenJarvus Green-Ellis vs. Purdue, 11/22/03
	(13)	Stephen Houston vs. Bowling Green, 9/14/13
154	(21)	Tre Roberson vs. Purdue, 11/30/13
153	(22)	Anthony Thompson at Northwestern, 10/1/88
	(35)	Vaughn Dunbar vs. Minnesota, 11/2/91
	(29)	Vaughn Dunbar vs. Purdue, 11/23/91
152	(25)	John Isenbarger at Michigan State, 11/1/69
	(23)	Alex Smith vs. Cincinnati, 9/3/94
	(16)	Darius Willis at Michigan, 9/26/09
151	(19)	Stephen Houston vs. Northwestern, 10/29/11
150	(17)	Stephen Houston vs. Illinois, 11/9/13
	(17)	Tevin Coleman vs. North Texas, 10/4/14
149	(35)	Ric Enis at Illinois, 10/22/77
	(21)	Antwaan Randle El at Michigan State, 11/10/01

148	(29)	Ric Enis at Ohio State, 11/1/75
	(19)	Vaughn Dunbar vs. Northwestern, 10/12/91
	(25)	Kellen Lewis vs. Ball State, 9/20/08
147	(30)	Kenneth St. Pierre vs. Kentucky, 9/18/71
	(39)	Vaughn Dunbar vs. Kentucky, 9/21/91
146	(14)	Rick Thompson vs. Baylor, 9/21/68
	(30)	Mike Harkrader vs. Northwestern, 10/20/79
	(27)	Vaughn Dunbar vs. Illinois, 11/17/90
	(28)	Frankie Franklin vs. Iowa, 10/17/98
145	(15)	Ken Starling vs. Illinois, 11/6/71
	(43)	Anthony Thompson vs. Illinois, 11/7/88
	(20)	Jordan Howard vs. Southern Illinois, 9/5/15
144	(24)	Levon Williams at Iowa, 10/20/01
	(22)	Devine Redding at Purdue, 11/28/15
143	(32)	Courtney Snyder vs. Illinois, 9/14/74
	(24)	Ric Enis vs. Michigan State, 10/15/77
	(26)	Antwaan Randle El vs. Minnesota, 11/14/98
142	(25)	Kenneth St. Pierre vs. Purdue, 11/20/71
	(19)	Darius Willis vs. Purdue, 11/21/09
141	(30)	Michael Krivoshia vs. Minnesota, 10/8/66
	(24)	Antwaan Randle El at Penn State, 11/17/01
140	(21)	John Isenbarger vs. Iowa, 11/8/69
	(27)	Anthony Thompson vs. South Carolina, 12/28/88
	(26)	Brett Law vs. Iowa, 10/9/93
	(19)	Marcus Thigpen vs. Purdue, 11/17/07
139	(26)	Gene Gedman vs. Iowa, 10/4/52
	(36)	Anthony Thompson vs. Minnesota, 10/15/88
138	(24)	Tom Nowatzke at Minnesota, 11/2/63
137	(30)	Harry Jagade at Purdue, 11/25/44
	(27)	Gene Gedman at Minnesota, 11/10/51
	(25)	Vaughn Dunbar vs. Iowa, 11/9/91
	(40)	Alex Smith vs. Miami (Ohio), 9/14/96
136	(15)	Joseph Maroon vs. Marquette, 10/15/60
	(29)	John Isenbarger vs. Iowa, 10/12/68
	(31)	Ken Starling vs. Illinois, 9/15/73
	(23)	Damon Sweazy at Northwestern, 10/4/86
	(33)	Alex Smith vs. Illinois, 9/28/96
	(25)	BenJarvus Green-Ellis vs. Northwestern, 10/11/03
135	(22)	Bobby Howard vs. Michigan State, 11/9/85
	(19)	Levon Williams vs. Penn State, 10/28/00
	(20)	Stephen Houston at Wisconsin, 10/15/11
	(27)	Devine Redding at Florida International, 9/1/16
134	(22)	Tom Nowatzke vs. Oregon State, 11/9/63
	(27)	Mike Harkrader vs. Wisconsin, 11/13/76
	(21)	Antwaan Randle El vs. Michigan State, 10/10/98
	(17)	Levon Williams vs. Minnesota, 10/21/00
	(20)	Demetrius McCray vs. Western Michigan, 9/12/09
133	(8)	Richard Deranek vs. Cornell (Iowa), 11/3/45
	(34)	Vic Jones at Michigan, 11/15/58
132	(22)	Darrick Burnett vs. LSU, 9/17/77
	(23)	Mike Harkrader vs. Minnesota, 11/3/79
	(18)	Chris Taylor vs. Illinois, 10/8/05
	(15)	Tevin Coleman at Missouri, 9/20/14
	(19)	Tevin Coleman vs. Michigan State, 10/18/14
131	(20)	Jim Allerdice vs. Wabash, 10/2/43
	(31)	Anthony Thompson vs. Purdue, 11/22/86
	(17)	Levon Williams vs. Iowa, 9/30/00
130	(22)	Milt Campbell vs. Villanova, 10/15/55
	(31)	John Isenbarger vs. Northwestern, 11/15/69
	(28)	Ken Starling vs. Minnesota, 9/16/72
	(17)	Courtney Snyder vs. Michigan State, 11/17/73
	(30)	Alex Smith vs. Penn State, 10/26/96
	(26)	Levon Williams vs. Northwestern, 11/3/01
	(31)	Yamar Washington at Northwestern, 11/2/02
	(29)	Tevin Coleman vs. Purdue, 11/29/14
	(24)	Devine Redding at Maryland, 11/21/15
	(17)	Devine Redding vs. Maryland, 10/29/16
129	(18)	Eugene White at Fort Knox, 11/28/42
	(21)	Mike Harkrader vs. Iowa, 11/11/78
	(33)	Anthony Thompson vs. Missouri, 9/24/88
	(21)	Levon Williams at Penn State, 11/17/01
	(26)	Yamar Washington vs. Central Michigan, 9/21/02
	(7)	Stephen Houston vs. Purdue, 11/26/11
	(19)	Tevin Coleman vs. Bowling Green, 9/14/13
	(24)	D'Angelo Roberts vs. Indiana State, 8/30/14
128	(21)	Brian Lewis vs. Northwestern, 10/11/03
127	(22)	Harry Gonso vs. Wisconsin, 11/4/67
	(28)	Anthony Thompson vs. Florida State, 12/31/86
	(26)	Antwaan Randle El at Iowa, 10/20/01
	(28)	John Isenbarger vs. Kentucky, 9/20/69
126	(19)	Courtney Snyder vs. Purdue, 11/23/74
	(35)	Anthony Thompson vs. Michigan State, 11/8/86
	(34)	Anthony Thompson vs. Ohio State, 10/10/87



# PASSING, RECEIVING & RUSHING MARKS

125	(12)	Vaughn Dunbar vs. Missouri, 9/22/90
	(28)	Courtney Snyder vs. Michigan State, 11/16/74
	(18)	Vaughn Dunbar vs. Ohio State, 11/16/91
124	(20)	Tom Nowatzke vs. Purdue, 11/30/63
	(34)	DeWayne Hogan vs. Wisconsin, 9/27/97
123	(24)	John Isenbarger vs. Arizona, 10/26/68
	(20)	John Isenbarger vs. Illinois, 10/18/69
	(25)	Ken Starling at Iowa, 11/13/71
	(30)	Mike Harkrader vs. Wisconsin, 10/6/79
	(27)	Sean Glover vs. Penn State, 10/28/95
	(16)	Levron Williams vs. Minnesota, 11/13/99
122	(29)	Bobby Howard at Wisconsin, 11/2/85
	(22)	Tevin Coleman vs. Maryland, 9/27/14
121	(30)	Courtney Snyder vs. Ohio State, 10/12/74
	(28)	Courtney Snyder vs. Wisconsin, 10/19/74
	(25)	Brian Lewis vs. Iowa, 10/19/02
	(22)	Tre Roberson vs. Northwestern, 10/29/11
120	(19)	John Bartkiewicz vs. Ohio, 10/29/55
	(27)	Jason Spear at North Carolina, 9/6/97
	(19)	Stephen Houston vs. Purdue, 11/30/13
119	(22)	Harry Gonso vs. Iowa, 10/14/67
	(11)	Levon Williams vs. Cincinnati, 9/23/00
118	(23)	Anthony Thompson vs. Toledo, 9/30/89
	(22)	Antwaan Randle El vs. Ball State, 9/4/99
117	(28)	Darrick Burnett vs. Washington, 9/23/78
	(18)	Mike Harkrader vs. Ohio State, 10/18/80
	(31)	Orlando Brown vs. Syracuse, 9/25/82
	(24)	Anthony Thompson vs. Kentucky, 9/9/89
116	(34)	Vaughn Dunbar vs. Michigan, 10/19/91
	(15)	Levon Williams vs. Utah, 9/22/01
	(17)	Brian Lewis vs. Kentucky, 9/20/03
115	(25)	Harry Gonso vs. Kentucky, 9/23/67
	(17)	Bob Pernell at Purdue, 11/23/68
	(22)	Anthony D'Orazio at Nebraska, 10/1/77
	(20)	Antwaan Randle El vs. Kentucky, 9/18/99
	(23)	BenJarvus Green-Ellis at Kentucky, 9/18/04
114	(17)	Bobby Howard at Purdue, 11/17/84
	(21)	Alex Smith vs. Kentucky, 9/16/95
	(5)	Tre Roberson at Massachusetts, 9/8/12
113	(25)	Pete Pihos at Pittsburgh, 11/17/45
	(32)	Mike Harkrader vs. Minnesota, 11/4/78
	(29)	Anthony Thompson vs. Illinois, 11/15/86
	(21)	Emmett Pride vs. Miami (Ohio), 9/12/92
	(18)	Antwaan Randle El vs. Cincinnati, 9/26/98
	(9)	Marcus Thigpen vs. Michigan State, 9/27/08
	(14)	D'Angelo Roberts vs. Purdue, 11/30/13
112	(17)	Bob Pernell at Kansas 9/28/68
	(18)	Vaughn Dunbar vs. Michigan, 10/27/90
	(20)	Antwaan Randle El vs. Purdue, 11/18/00
111	(18)	Mike Harkrader vs. Michigan State, 11/6/76
	(21)	Bobby Howard at Missouri, 9/28/85
	(23)	Michael Batts vs. Wisconsin, 10/24/92
	(13)	Stephen Houston vs. Minnesota, 11/2/13
	(18)	<b>Tyler Natee vs. Maryland, 10/29/16</b>
110	(18)	John Isenbarger vs. Minnesota, 11/18/67
	(22)	Ric Enis at Iowa, 11/5/77
	(18)	Orlando Brown vs. Northwestern, 9/11/82
	(26)	Antwaan Randle El vs. Michigan, 10/24/98
	(22)	BenJarvus Green-Ellis vs. Minnesota, 10/30/04
	(26)	Devine Redding vs. Ball State, 9/10/16
109	(13)	Jason Yore at Notre Dame, 10/5/56
	(31)	Kenneth St. Pierre at Syracuse, 10/7/72
	(25)	Ric Enis vs. Wisconsin, 11/13/76
	(19)	Timothy Hines vs. Purdue, 11/21/81
	(31)	Jermaine Chaney at Minnesota, 10/2/93
	(6)	Marcus Thigpen vs. Central Michigan, 11/1/08
108	(23)	Orlando Brown at Northwestern, 9/22/84
	(20)	Yamar Washington vs. Central Michigan, 9/2/05
	(14)	Tevin Coleman vs. Minnesota, 11/2/13
	(27)	Tevin Coleman at Michigan, 11/1/14
	(18)	Devine Redding vs. Penn State, 11/12/16
107	(23)	Robert Fee vs. Marquette, 11/3/56
	(20)	Kenneth St. Pierre at Iowa, 11/13/71
	(23)	BenJarvus Green-Ellis vs. Indiana State, 9/13/03
106	(22)	Ric Enis at Nebraska, 10/1/77
	(22)	Vaughn Dunbar vs. Baylor, 12/31/91
105	(11)	Jerrold Ellis at Northwestern, 10/25/52
	(10)	Trent Walters vs. Cincinnati, 10/26/63
	(28)	Ken Starling vs. Wisconsin, 10/9/71
	(23)	Ken Starling at Illinois, 11/11/72
	(25)	Anthony Thompson vs. Rice, 9/12/87
	(30)	Vaughn Dunbar vs. Purdue, 11/24/90
	(17)	Marcus Floyd at Cincinnati, 9/26/98

104	(23)	Bobby Howard vs. Minnesota, 10/19/85
	(20)	Marcus Thigpen vs. Michigan State, 10/28/06
	(11)	Zander Diamont vs. Maryland, 10/29/16
103	(21)	Bob Robertson vs. Pittsburgh, 10/6/51
	(24)	Anthony Thompson vs. Illinois, 11/7/87
	(26)	Jason Spear at Michigan State, 11/9/96
	(10)	Kellen Lewis at Purdue, 11/18/06
	(14)	Darius Willis at Northwestern, 10/24/09
	(11)	Nick Turner at Wisconsin, 11/13/10
102	(8)	George Taliaferro at Iowa, 10/20/45
	(19)	John Jackson vs. Marquette, 10/10/59
	(17)	John Isenbarger vs. Kansas, 9/28/68
	(17)	Mike Harkrader vs. Northwestern, 10/25/80
	(14)	Antwaan Randle El at Wisconsin, 10/6/01
	(21)	Chris Taylor at Northwestern, 11/2/02
	(14)	Darius Willis vs. Towson, 9/2/10
	(19)	Trea Burgess vs. Arkansas State, 10/16/10
	(19)	D'Angelo Roberts vs. S.C. State, 9/17/11
	(12)	Stephen Houston vs. Ball State, 9/15/12
	(14)	D'Angelo Roberts vs. North Texas, 10/4/14
101	(18)	George Taliaferro vs. Purdue, 11/24/45
	(28)	Marv Woodson at Ohio State, 11/13/62
	(30)	Tom Nowatzke vs. Iowa, 10/10/64
	(18)	John Isenbarger vs. Michigan, 10/21/67
	(25)	Al Christy at Northwestern, 9/12/81
	(9)	Steve Bradley vs. Louisville, 9/14/85
	(16)	Brian Lewis vs. Central Michigan, 9/21/02
100	(17)	Richard Olson at Purdue, 11/25/50
	(17)	William Dozier vs. Michigan State, 11/17/51
	(11)	John Bartkiewicz vs. Purdue, 11/21/53
	(17)	Marv Woodson at Kansas State, 9/23/61
	(15)	Michael Batts vs. Kentucky, 9/18/93
	(19)	Alex Smith vs. Michigan State, 10/29/94
	(5)	Chris Gall at Kentucky, 9/19/98
	(9)	Josiah Sears vs. Wisconsin, 9/30/06
	(7)	Marcus Thigpen vs. Murray State, 9/6/08
	(19)	Devine Redding vs. Michigan State, 10/1/16

## TOTAL OF 100-PLUS YARD GAMES

28	Anthony Thompson (Career High: 377 at Wisconsin, 11/11/89)
17	Vaughn Dunbar (265 at Missouri, 9/28/91)
16	Antwaan Randle El (210 vs. Minnesota, 10/21/00)
	Alex Smith (245 at Purdue, 11/19/84)
15	Tevin Coleman (307 at Rutgers, 11/15/14)
14	Levron Williams (280 at Wisconsin, 10/6/01)
13	Mike Harkrader (191 at Iowa, 10/16/76)
	John Isenbarger (184 vs. Minnesota, 10/1/69)
11	Courtney Snyder (211 vs. Purdue, 11/22/75)
9	Stephen Houston (158 at Purdue, 11/24/12)
8	Ric Enis (210 vs. Minnesota, 10/29/77)
	Devine Redding (227 vs. Duke, 12/26/15)
7	Ken Starling (160 vs. Northwestern, 11/10/73)
6	BenJarvus Green-Ellis (203 at Penn State, 11/15/03)
	Jordan Howard (238 vs. Michigan, 11/14/15)
5	Bobby Howard (135 vs. Michigan State, 11/9/85)
	Marcus Thigpen (140 vs. Purdue, 11/17/07)
4	Orlando Brown (159 at Minnesota, 10/16/82)
	Darrick Burnett (209 vs. Miami (Ohio), 9/24/77)
	Lonnice Johnson (237 vs. Illinois, 11/15/80)
	Kellan Lewis (128 vs. Northwestern, 10/11/03)
	Brian Lewis (199 vs. Akron, 9/15/07)
	Tom Nowatzke (138 at Minnesota, 11/2/63)
	D'Angelo Roberts (129 vs. Indiana State, 8/30/14)
	Ken St. Pierre (147 vs. Kentucky, 9/18/71)
	Yamar Washington (163 at Kentucky, 9/14/02)
	Darius Willis (152 at Michigan, 9/26/09)
3	Gene Gedman (187 vs. Pittsburgh, 10/6/51)
	Harry Gonso (127 vs. Wisconsin, 11/4/67)
	Bob Pernell (158 vs. Baylor, 9/21/68)
	Tre Roberson (154 vs. Purdue, 11/30/13)
	Chris Taylor (176 vs. Illinois, 10/8/05)
2	John Bartkiewicz (120 vs. Ohio, 10/29/55)
	Michael Batts (111 vs. Wisconsin, 10/24/92)
	Jermaine Chaney (167 at Kentucky, 9/17/67)
	Sean Glover (199 at Iowa, 10/14/95)
	DeWayne Hogan (164 vs. Illinois, 11/1/97)
	Brett Law (240 vs. Missouri, 9/26/92)
	Bob Robertson (185 vs. Notre Dame, 10/21/50)
	Jason Spear (120 at North Carolina, 9/6/97)
	George Taliaferro (102 at Iowa, 11/24/1945)
	Marv Woodson (101 at Ohio State, 11/10/62)
1	<b>35 Players, Last Tyler Natee (111 vs. Maryland, 10/29/16)</b>

- Current players in bold

# COLLEGE HALL OF FAMERS



## ANTHONY THOMPSON

Running Back: 1986-89 • 2007 Inductee

Former Indiana running back Anthony Thompson, who starred for the Hoosiers from 1986-89, earned first team All-America recognition following both his junior and senior seasons. A two-time Big Ten rushing champion, he captured the NCAA rushing and scoring titles during his senior campaign and was named the Walter Camp Foundation's Player of the Year, the AFCA "Coaches Choice" Player of the Year, won the Maxwell Award as the nation's finest college football player and finished second in the 1989 Heisman Trophy voting. Thompson finished his career with 5,299 rushing yards, including 377 yards in a game at Wisconsin in 1989. The Terre Haute, Ind., native held the Division I record for career touchdowns with 65 until the 1998 season, when it was broken by Texas' Ricky Williams. Thompson was enshrined into the College Football Hall of Fame in 2007.



## JOHN TAVENER

Center: 1941-44 • 1990 Inductee

A four-year letterman and a two-year captain at Indiana, John Tavener was named to six different All-America teams following his senior season in 1944. An extremely versatile player, Tavener called the offensive signals at center, excelled on defense and kicked extra points. He would earn IU Most Valuable Player honors in 1943 and 1944. Tavener was drafted by the Chicago Cardinals in 1944 and played for the Miami Seahawks in 1946 but retired after one season and pursued a banking career in Ohio. After retiring from the business in 1986 he became a volunteer assistant coach at Denison University in Granville, Ohio. Tavener was enshrined into the College Football Hall of Fame in 1990.



## GEORGE TALIAFERRO

Halfback: 1945, 1947-48 • 1981 Inductee

A first-team All-America selection in 1948, George Taliaferro may best be known as the first African-American to be drafted by a National Football League team. In addition to his All-America recognition as a senior, Taliaferro was a two-time second team All-America pick and helped lead the Hoosiers to their first Big Ten championship in 1945. After a successful four-year career at Indiana, Taliaferro played in the NFL from 1948-55 for the Los Angeles Dons, New York Yankees, Dallas Cowboys, Baltimore Colts and Philadelphia Eagles. He was enshrined into the College Football Hall of Fame in 1981.



## ZORA CLEVENGER

Halfback: 1900-03 • 1968 Inductee

As a member of Indiana's first Big Ten team, Zora G. Clevenger played for the Hoosiers from 1900-03 and served as team captain. He earned All-America honors at center during his senior season. Upon graduating from Indiana he took to coaching and, in 1914, brought the University of Tennessee its first undefeated season. The designer of the Straight-T formation, Clevenger built the Volunteers into a national powerhouse. After retiring from coaching, Clevenger served as athletic director at Missouri and Kansas State before returning to Indiana to work as its athletic director for 23 years. A founder of the annual East-West Shrine Game, Clevenger retired in 1946 and was enshrined into the College Football Hall of Fame in 1968.



## PETE PIHOS

End/FB: 1942-43, 1945-47 • 1966 Inductee

After earning All-America honors as both an end and fullback, Pete Pihos became the second Indiana University football player to be enshrined into the College Football Hall of Fame when he was inducted in 1966. After helping Indiana set national records on offense in 1943, he returned from a stint in the Army to lead the Hoosiers in scoring during their Big Ten Championship season of 1945. One year later, Pihos was named the team's Most Valuable Player while shattering previous IU records for touchdowns, total points and receptions. After college, Pihos was drafted by the Philadelphia Eagles where he played from 1947-55. An integral member of the Eagles' 1948 and 1949 championship teams, Pihos enjoyed a career that included six trips to the Pro Bowl and three straight years leading the NFL in receptions. In 1970, he was inducted into the Professional Football Hall of Fame in Canton, Ohio.




## ALVIN "BO" MCMILLIN

Coach: 1934-47 • 1951 Inductee

Alvin "Bo" McMillin was responsible for leading Indiana to its first football Big Ten championship. Enshrined into the College Football Hall of Fame in 1951, McMillin coached the Hoosiers for 14 years (1934-47) and compiled a record of 63-48-11. In 1945, he led Indiana to its only undefeated season and its first Big Ten championship. Following the 1945 campaign he earned Man of the Year and Coach of the Year honors from the Football Writers Association and the Football Coaches Association, respectively. He earned his ticket to the Hall of Fame following his playing career at Centre College in Kentucky (1917, '19-21). McMillin returned to the football field and went on to coach at Centenary, Geneva, Kansas State and Indiana. He compiled a record of 146-77-13 in 26 seasons.

# BIG TEN MVPS



## ANTWAAN RANDLE EL

Quarterback • 2001 MVP

Arguably college football's most exciting player went into the NCAA record books as one of the sport's most successful dual-threat quarterbacks. Randle El finished sixth in the Heisman Trophy balloting, won the Chicago Tribune's Silver Football award as the Big Ten's Most Valuable Player, and he was the Big Ten's Offensive Player of the Year as selected by Big Ten media and coaches in his final season. Randle El rushed for more yards (3,895) than any quarterback in NCAA Division I-A history upon the conclusion of his career. In 44 career games, he passed for 7,469 yards and 42 touchdowns and also rushed for 44 scores to become the first Division I-A player to reach the 40-40 mark. He was a second-round selection of the Pittsburgh Steelers in 2002 and threw a touchdown pass to Hines Ward in Super Bowl XL. Randle El signed a free-agent contract with the Washington Redskins in 2006 and stayed in Washington until he re-signed with Pittsburgh for his final season in March 2010.



## ANTHONY THOMPSON

Running Back • 1988, 1989 MVP

One of the finest running backs in the history of college football, Anthony Thompson earned first team All-America recognition following both his junior and senior seasons in 1988 and 1989. A native of Terre Haute, Ind., he shattered almost every Indiana rushing record imaginable and set multiple Big Ten and NCAA marks. Thompson finished his career with 5,299 rushing yards, including 377 yards in a game at Wisconsin in 1989.



## TIM CLIFFORD

Quarterback • 1979 MVP

Tim Clifford won the 1979 Big Ten Most Valuable Player honor after leading Indiana to an 8-4 record, a solid fourth-place finish in the Big Ten, final national poll rankings in the top 20 and the school's first-ever bowl win, an exciting 38-37 triumph over BYU in the Holiday Bowl. Clifford completed nearly 56 percent of his passes for 2,078 yards and 13 touchdowns. In his career, he ranks among the Hoosiers' top 10 in passing yardage (seventh, 4,338), attempts (seventh, 631), and completions (eighth, 333). Clifford was a two-sport athlete who also lettered in baseball.



## CORBY DAVIS

Fullback • 1937 MVP

The first pick overall in the 1938 National Football League draft, Corby Davis earned first team All-America honors and was voted as the Big Ten's Most Valuable Player by the Chicago Tribune in 1937. Although he was forced to participate in World War II, Davis did spend four successful seasons with the Cleveland Browns before retiring in 1942.



## VERN HUFFMAN

Quarterback • 1936 MVP

A football and basketball standout at Indiana, Vern Huffman was IU's first All-America quarterback. A second team All-America selection and the Big Ten's Most Valuable Player in 1936, Huffman is the only player in the history of Indiana University to earn All-America honors in football and basketball. IU's Balfour Award winner for football following his senior season, Huffman played professional football for the Detroit Lions.



# ALL-AMERICANS

## TEGRAY SCALES 2016 SECOND TEAM

Tegray Scales earned second team All-America honors from SI.com in 2016 and became the first Hoosiers linebacker recognized on an All-America team since Van Waiters (3rd team) in 1987. The 2016 Foster Farms Defensive Player of the Game led the nation with 93 solo stops and 23.5 tackles for loss, and he finished first in the Big Ten with 126 tackles (10th nationally). His nine double-figure tackle games in 2016 led the league and ranked third nationally. Scales added seven sacks, a pick-6 and one forced fumble. Scales owns the second spot on IU's single-season TFLs list, shares ninth in total tackles and is ninth with 33.5 career stops for loss.

## DAN FEENEY 2015, 2016 FIRST TEAM

Dan Feeney became the fourth player in program history to earn first team All-America status twice and just the third to collect first team honors in back-to-back seasons. He garnered recognition from the Associated Press in 2016 and ESPN in 2015. The two-time team captain was selected in the third round (71st pick) of the 2017 NFL Draft by the Los Angeles Chargers. Feeney started his first 41 games at right guard and the final five at right tackle. In those 46 games, he allowed just two sacks in 3,355 snaps. Along with left tackle Jason Spriggs, the duo became the fifth and sixth first team All-American offensive linemen in program history.



Dan Feeney became the fourth player in program history to earn first team All-America status twice (2015, 2016).

## JASON SPRIGGS 2015 FIRST TEAM

The 48th pick in the 2016 NFL Draft by the Green Bay Packers, Jason Spriggs was a 2015 Football Writers Association of America (FWAA) first team All-American. Spriggs joined Tevin Coleman (2014), Antwaan Randle El (2001), Vaughn Dunbar (1991), Anthony Thompson (1988, 1989), Gary Cassells (1967), Bob Ravensberg (1945) and John Tavener (1944) as the program's all-time FWAA first-teamers. The first Outland Trophy semifinalist in school history allowed just two sacks in 475 called pass attempts and finished with 79 knockdowns in a team-high 1,074 snaps in 2015.

## TEVIN COLEMAN 2014 FIRST TEAM

Tevin Coleman, a third-round draft pick of the Atlanta Falcons in 2015, became the program's third unanimous and consensus All-American, joining Anthony Thompson - 1989 and Vaughn Dunbar - 1991. He finished seventh in the Heisman Trophy voting, the best placing by a Hoosier since Antwaan Randle El's sixth-place showing in 2001. One of three finalists for the Doak Walker Award, Coleman became the 18th player in FBS history to reach 2,000 rushing yards in a single season. He ranks 15th on the all-time list and tops the school's list with 2,036 yards. A first team All-Big Ten selection, Coleman is just the third Big Ten rusher to reach the milestone in the regular season. The Tinley Park, Ill., native finished second nationally in rushing yards (2,036), rushing yards per game (169.7), all-purpose yards per game (181.4) and yards from scrimmage per game (181.4), third in yards from scrimmage (2,177), fifth in all-purpose yards (2,177) and rushing yards per carry (7.54), tied for 19th in rushing touchdowns (15) and tied for 25th in total touchdowns (15).

## JAMES HARDY 2007 SECOND TEAM

James Hardy, the top receiver in Indiana football history, became IU's first All-America receiver in 20 years when he picked up second team honors from the Walter Camp Foundation and third team laurels from the Associated Press. Hardy, a Biletnikoff Award semifinalist, set a new school record with 16 touchdowns in 2007 and finished his career with an IU-record 36 TD grabs. He wrapped up his tenure in Bloomington as the school's all-time leader in catches, yards and TDs before being drafted in the second round by the Buffalo Bills.

## GREG MIDDLETON 2007 SECOND TEAM

Greg Middleton had a breakthrough sophomore season on the defensive line, picking up second team All-America honors from the Walter Camp Foundation and third team recognition by the Associated Press. Middleton set a new school record and led the nation with 16 sacks in his first season of regular playing time. He added 17 tackles for loss and 50 tackles overall in anchoring a defensive line that set a new school record with 42 sacks. He was a finalist for the Ted Hendricks Award, presented annually to the top defensive end in college football.

## AUSTIN STARR 2007 SECOND TEAM

Kicker Austin Starr had a momentous junior season, posting a new school record with 21



Tevin Coleman became IU's third unanimous and consensus All-American in 2014.

field goals in 23 attempts en route to Associated Press second team All-America honors. He converted 15 consecutive field goals during the season, shattering Doug Smith's IU record of 10. He added a school record 48 extra points in 48 attempts to lead the Hoosiers with 111 points on the season. The Logansport, Ind., native was also an Academic All-American and a finalist for the Lou Groza Award, presented to the nation's top collegiate kicker. Starr's 49-yard field goal led Indiana to a 27-24 Old Oaken Bucket victory over Purdue in the season finale and lifted the program to an Insight Bowl appearance, its first bowl since 1993.

## ANTWAAN RANDLE EL 2001 FIRST TEAM

Arguably college football's most exciting player went into the NCAA record books as one of the sport's most successful dual-threat quarterbacks. Randle El finished sixth in the Heisman Trophy balloting, won the *Chicago Tribune's* Silver Football award as the Big Ten's Most Valuable Player, and was the Big Ten's Offensive Player of the Year as selected by Big Ten media and coaches in his final season. He is the first player in NCAA Division I-A history to pass for 40 touchdowns and score 40 touchdowns and finished his career with 42 touchdowns passes and 45 touchdowns rushing and receiving. He was the first Football Bowl Subdivision (FBS) player to pass for over 6,000 yards and rush for over 3,000 yards in a career.

## LEVRON WILLIAMS 2001 THIRD TEAM

Levron Williams had a breakout senior season and was one of only two Big Ten players to be recognized as a unanimous first team All-Big



# ALL-AMERICANS

Ten selection. In 11 games, Williams carried 212 times for 1,401 yards (6.6 ypc average) and 17 touchdowns. He also led the team in receptions with 26 for 289 yards and two scores and was one of the country's leaders in all-purpose yardage with 200.1 yards per game. Williams finished his career with 452 carries for 3,095 yards and 31 touchdowns. He also caught 94 passes for 1,088 yards and seven scores.

## **ERIC ALLEN 1996 THIRD TEAM**

A third team All-America selection as a senior in 1996, Eric Allen tallied five interceptions, 67 tackles and three fumble recoveries on the season. The Indianapolis product played cornerback and safety for the Hoosiers from 1994-96 and finished his career with 10 interceptions, the sixth-highest total in Indiana University history.

## **ANDREW GREENE 1994 SECOND TEAM**

Andrew Greene started 11 games at guard during both his junior and senior seasons. A native of Kingston, Jamaica, Greene attended high school in Ontario, Canada, and was a four-year letterman and three-year starter at right guard for the Hoosiers. He played at IU from 1991-94 and competed in the East-West Shrine Game and the Senior Bowl following his senior season. A second-round draft pick of the Dolphins in 1995, Greene played in six games for Miami that year. He signed as a free agent with the Seattle Seahawks on January 30, 1997, and was on their roster in 1999 and 2000.

## **VAUGHN DUNBAR 1991 FIRST TEAM**

One of the finest running backs ever to play in the Big Ten Conference, Vaughn Dunbar earned first team All-America recognition in 1991. The Fort Wayne, Ind., product finished his senior season with a school-record 1,805 rushing yards. A sixth-place finisher in the 1991 Heisman Trophy balloting, Dunbar played only two seasons at Indiana after transferring from Northeastern Oklahoma A&M, where he was a NJCAA All-America selection as a sophomore. Dunbar finished his career at Indiana with 3,029 rushing yards and 25 touchdowns.

## **MIKE DUMAS 1990 SECOND TEAM**

A second-team All-America selection by both *Football News* and *Sporting News* in 1990, Dumas started the first two games of his career as a true freshman in 1987 and went on to become one of the finest defensive backs ever to play at Indiana. After moving from cornerback to safety during the final game of his junior campaign, Dumas stayed at safety for his senior season and went on to tally 116 tackles and intercept three passes.

## **ANTHONY THOMPSON 1988, 1989 FIRST TEAM**

One of the finest running backs in the history of college football, Anthony Thompson earned first team All-America recognition following both his junior and senior seasons. A two-time Big Ten rushing champion, Thompson captured the NCAA rushing and scoring title during his senior campaign and was named the Walter Camp Foundation's Player of the Year, the AFCA



**Antwan Randle El was a first team All-America selection in 2001.**

"Coaches Choice" Player of the Year, won the Maxwell Award as the nation's finest college football player and finished second in the 1989 Heisman Trophy voting.

## **PETE STOYANOVICH 1987 SECOND TEAM**

Pete Stoyanovich earned second team All-America honors as a junior in 1987. A first team All-Big Ten selection following his senior season, Stoyanovich finished his career as Indiana's record holder for field goals in a season (17 in 1988), extra points in a season (45 in 1988), and consecutive extra points (107). He concluded his career having converted 47-of-71 (66.2 percent) of his field goal attempts and a then-Big Ten record 107 consecutive PATs for a total of 248 points. During his senior season, Stoyanovich connected on two 53-yard field goals and made 77.3 percent (17-of-22) of his field goal attempts.

## **VAN WAITERS 1986, 1987 THIRD TEAM**

A third team All-America selection by the Associated Press following both his junior and senior campaigns, Van Waiters helped lead Indiana to wins over Michigan and Ohio State during his senior season. As a junior in 1986, the Coral Gables, Fla., product was a third team All-America pick, earned first team All-Big Ten recognition and was selected as IU's Most Valuable Player. He followed up his stellar junior year by tallying 83 tackles, 10 passes broken up, and two fumble recoveries as a senior on his way to earning third team All-America status for the second consecutive year.

## **ERNIE JONES 1987 FIRST TEAM**

One of the most talented wide receivers to play at Indiana, Ernie Jones earned a reputation for his great hands and excellent acceleration in and out of routes. Although he only caught 25 passes for 483 yards as a junior in 1986, the Elkhart, Ind., product exploded onto the scene a year later with 66 catches for 1,265 yards and 13 touchdowns while earning first team All-America recognition. His single-season totals in 1986 set then-Indiana records for receptions, touchdowns and yards gained. Third on IU's career receiving list with 2,361 yards, Jones was also named All-Big Ten and team Most Valuable Player following his senior campaign.

## **TIM WILBUR 1980 SECOND TEAM**

The school record holder for interceptions in a season (eight in 1979) and career (19), Tim Wilbur was a first team All-Big Ten selection on two occasions and was a second team All-America pick at cornerback in 1980. Also a standout punt returner, Wilbur was widely known for making big plays. Among those, he tallied a 62-yard punt return for a touchdown in Indiana's 38-37 Holiday Bowl victory over Brigham Young in 1979. The score helped secure the victory and earned him game MVP honors.

## **JOE NORMAN 1978 SECOND TEAM**

One of the most productive tacklers in the history of the Big Ten Conference, this hard-nosed linebacker earned second team All-America recognition and first team All-Big Ten honors following the 1978 campaign. As a senior that year, Norman accumulated 199 total tackles (including 141 solo stops), which shattered the former school record of 165 total tackles set two years earlier by Steve Sanders. Also Indiana's career record holder with 444 tackles, Norman holds the school record for tackles in a game with 26 against Ohio State on November 18, 1978.

## **CHARLEY PEAL 1977 THIRD TEAM**

A two-year starter at offensive tackle, Charley Peal earned third team All-America honors and first team All-Big Ten recognition in 1977. He started 11 games during both his junior and senior seasons. A junior college transfer, Peal was a second team All-America pick at Garden City Junior College.

## **DONNIE THOMAS 1975 THIRD TEAM**

A product of Michigan City, Ind., Donnie Thomas was a three-year starter at linebacker for the Hoosiers from 1973-75 and earned third team All-America honors following the 1975 campaign. The 6-foot-2, 265-pound Thomas finished his senior season with 137 total tackles, three passes broken up and one fumble recovery. As a sophomore in 1973, he led the team in tackles with 98. Indiana's Most Valuable Player in 1974 and 1975, Thomas won the Balfour Award following his senior season.





# ALL-AMERICANS

## CHRIS GARTNER 1972 FIRST TEAM

One of the most prolific place-kickers in the history of Indiana University, Sven Chris Gartner was the first in what has become a long line of outstanding kickers at IU. A native of Gothenburg, Sweden, Gartner played high school football at Princeton (N.J.) High School and, following his senior season at Indiana, earned first team All-America and All-Big Ten honors. He twice connected on four field goals in a single game, a school record that was eventually tied by Andy Payne (twice) and Austin Starr (once).

## JADE BUTCHER 1969 FIRST TEAM

The Bloomington-bred Jade Butcher earned first team All-America and All-Big Ten honors as a senior in 1969 after finishing with 37 receptions for 552 yards and 10 touchdowns. Also an All-Big Ten selection as a junior, Butcher led the Hoosiers in receiving from 1967-69 and scored 10 touchdowns as a sophomore, junior and again as a senior. Second on IU's all-time touchdown reception list with 30, he participated in the North-South Game and Hula Bowl following his senior season.

## JIM SNIADOCKI 1968 FIRST TEAM

An All-Big Ten selection following his junior season, Jim Sniadocki went on to earn second team All-America honors and was an All-Big Ten pick as a senior in 1968. That season, he collected 88 tackles, notched two interceptions, returned one pylon for a touchdown and also recovered two fumbles. One year earlier he garnered 84 tackles (59 solo). A native of South Bend, Ind., Sniadocki played in the East-West



Anthony Thompson earned first team All-America distinction in 1988 and 1989.

Shrine Game and the Hula Bowl following his senior season.

## KEN KACZMAREK 1967 THIRD TEAM

The first Indiana linebacker to earn All-America recognition, Ken Kaczmarek concluded his senior season by being named as a third team selection and an All-Big Ten pick. Well known for his great range and excellent speed, Kaczmarek led the club with 92 tackles as a junior in 1966 and capped a stellar senior campaign with 118 stops, including nine tackles for loss, two interceptions, and one fumble recovery.

## DOUG CRUSAN 1967 SECOND TEAM

One of four Indiana football All-America selections in 1967, Doug Crusan became the first defensive lineman in IU history to be so recognized when he earned second team honors. That same year he helped lead the Hoosiers to the Big Ten championship and a berth in the Rose Bowl. A product of Monessen, Pa., Crusan began his career playing on the offensive side of the ball but was switched to defense prior to his senior season. During his only season playing on defense, the Hoosier captain totaled 76 tackles and three fumble recoveries.

## JOHN ISENBARGER 1967, 1968 FIRST TEAM

One of only three IU football players to earn first team All-America recognition on two different occasions, Isenbarger was one in a long line of All-America running backs at Indiana. Isenbarger burst onto the college scene in 1967 and led the team in rushing with 579 yards. He topped that total during his junior campaign and went on to rush for 1,217 yards and five touchdowns as a senior. In 1967, Isenbarger was one of four Indiana University All-America selections that helped lead the Hoosiers to the Big Ten championship and a berth in the Rose Bowl.

## GARY CASSELLS 1967 FIRST TEAM

Although he started just a few games as a junior in 1966, this West Hartford, Conn., product burst onto the scene at guard for the Hoosiers in 1967 and went on to earn first team All-America and All-Big Ten recognition following his senior season. One of four IU football All-America picks in 1967, the 6-foot-3, 221-pound Cassells helped Indiana University to a Big Ten championship and a Rose Bowl berth.

## TOM SCHUETTE 1966 FIRST TEAM

A first team All-America selection at guard by the American Football Coaches Association in 1966, this Collinsville, Ill., product earned letters in both 1965 and 1966. In addition to his first team honors, Schuette was a second team selection by *Sport Magazine* and an honorable mention pick by United Press International.

## DON CROFTCHECK 1964 FIRST TEAM

A product of Allison, Pa., Don Croftcheck was known for his quickness, strength and intense competitive desire as an offensive guard at Indiana University. He played as a reserve as a sophomore but assumed a starting role one year later and averaged almost 40 minutes of playing time while seeing action on both sides

of the ball. He started all nine games as a senior in 1964 and earned first team All-America and All-Big Ten honors while blocking for All-America fullback Tom Nowatzke.

## TOM NOWATZKE 1964 FIRST TEAM

Widely considered to be one of the finest players ever to don an Indiana University football uniform, Tom Nowatzke earned first team All-America honors and All-Big Ten recognition as a fullback in 1964. As a junior, he was an All-Big Ten fullback and IU's Most Valuable Player as he rushed for a conference-leading 756 yards and five touchdowns. He rushed for 545 yards and nine touchdowns as a senior in 1964 and also caught 16 passes for 172 yards and a score.

## MARV WOODSON 1963 FIRST TEAM

Marv Woodson earned first team honors in 1963 after being named All-Big Ten the previous season. The Hattiesburg, Miss., product led the Hoosiers in rushing yardage as a junior with 540 yards and 5 touchdowns. He also led the team in receiving yardage (15-200-1TD) and in punt and kickoff returns. In addition to intercepting two passes on defense, Woodson rushed for 131 yards as a senior.

## EARL FAISON 1960 THIRD TEAM

A third team All-America selection and an All-Big Ten pick as a senior in 1960, Faison led the Hoosiers in receiving with seven catches for 154 yards and two touchdowns. The 6-foot-5, 235-pound Faison led the team in scoring as a junior while tallying 13 catches for 192 yards and three touchdowns. During his sophomore season, the Newport News, Va., product scored a 92-yard touchdown on a blocked field goal attempt to give the Hoosiers a 6-0 victory over Michigan State.

## TED AUCREMAN 1958 SECOND TEAM

Only a junior at the time, Ted Aucreman won second team All-America honors in 1958. The 6-foot, 175-pound end was known as a slashing, fiery batter and a fine blocker. During his All-America season of 1958, the Lancaster, Ohio, product caught four passes for 63 yards and excelled on defense. In a 6-0 upset win over Michigan State in 1958, he tallied 12 tackles in the final quarter of play to help seal the victory. As a senior, Aucreman caught 13 passes for 260 yards and three touchdowns.

## MIKE RABOLD 1958 THIRD TEAM

A third team All-America selection as a guard in 1958, Mike Rabold led the Hoosiers in minutes played as a junior and was second in that same category during his senior season. Following his career at Indiana, he played in the 1958 Blue-Gray Game and the 1959 College All-Star Game and Senior Bowl.

## BRAD BOMBA 1956 THIRD TEAM

An Academic All-America selection following his senior season, Brad Bomba was a three-time Academic All-Big Ten pick and earned third team All-America recognition for his play at end as a senior in 1956. Widely regarded for combining vicious blocking, defensive ability and intense



# ALL-AMERICANS

competitive spirit with his offensive talents, the 6-foot-3, 214-pound Bomba caught 31 passes for 407 yards and one touchdown as a senior and won the prestigious Balfour Award for bringing honor and distinction to IU.

## **JOHN CANNADY 1946 SECOND TEAM**

A second team All-America selection as a senior in 1946, John Cannady helped pave the way for All-America running back George Taliaferro. A teammate of back/end Frank Gifford from 1952-54, Cannady was a member of the New York Giants' 1950 squad that finished with a 10-2 record and tied for first place in the American Conference.

## **BEN RAIMONDI 1946 SECOND TEAM**

A second team All-America selection as a senior in 1946, Raimondi had helped lead the Hoosiers to their first Big Ten football championship one year earlier. In 1945, he threw for 593 yards and 10 touchdowns and one year later he completed 73-of-135 passes for 971 yards and eight scores.

## **RUSS DEAL 1945 THIRD TEAM**

One of four Indiana University football players to earn All-America honors in 1945, Russ Deal was the team captain and played an integral role as a lineman on the Hoosiers' Big Ten Championship team that season.

## **HOWARD BROWN 1945 SECOND TEAM**

One of the leaders of Indiana University's 1945 Big Ten championship team, Howard Brown was an IU football captain in 1946 and 1947. He was recognized as a second team All-America selection as a sophomore in 1945. After playing in the East-West Shrine Game in 1947, Brown went on to play professionally for the Detroit Lions from 1948-50. Following his stint in Detroit, Brown returned to Bloomington to become an assistant football coach. He coached at Indiana in 1951 and 1952 and from 1954-75.

## **GEORGE TALIAFERRO 1945, 1947 SECOND TEAM 1948 FIRST TEAM**

One in a long line of outstanding running backs who have excelled at Indiana University, George Taliaferro may best be known as the first African-American to be drafted by a National Football League team. The only IU football player to be named to All-America teams following three different seasons, he received first team recognition in 1948 after earning second team All-America honors in both 1945 and 1947.

## **BOB RAVENSBURG 1945 FIRST TEAM**

To the victor goes the spoils and following Indiana University's first Big Ten football championship in 1945, Bob Ravensberg, George Taliaferro, Howard Brown and Russ Deal all earned All-America honors. Ravensberg, a first team selection, played end for the Hoosiers and also earned All-Big Ten honors that same season.

## **JOHN TAVENER 1944 FIRST TEAM**

A four-year letterman and a two-year captain at IU, John Tavener was named to six different All-America teams in 1944. An extremely versatile player, Tavener called the offensive signals as a center, excelled on defense and kicked extra points. He earned IU's MVP honors in 1943 and 1944 and went on to play in postseason all-star games in 1944, 1945 and 1946.

## **BOB HOERNSCHEMEYER 1943 FIRST TEAM**

Although he played only two seasons of football for the Hoosiers, Bob Hoernschemeyer set two NCAA records for freshmen and earned third team All-America honors in 1943. That season he completed 70-of-155 passes for 1,136 yards and 13 touchdowns. Also an All-Big Ten pick in 1943, he went on to play professional football for the Chicago Rockets, Brooklyn Dodgers, Chicago Hornets and Detroit Lions.

## **PETE PIHOS 1943, 1945 FIRST TEAM**

After earning All-America honors as both an end and fullback, Pete Pihos became the second Indiana football player to be enshrined into the College Football Hall of Fame when he was inducted in 1966. After helping Indiana set national records on offense in 1943, he returned from a stint in the Army to lead the Hoosiers in scoring during their Big Ten Championship season of 1945. In 1946, Pihos was named Indiana's Most Valuable Player while shattering previous IU records for touchdowns, total points and receptions.

## **BILL HILLENBRAND 1941 THIRD TEAM 1942 FIRST TEAM**

A fifth-place finisher in the 1942 Heisman Trophy balloting, Bill Hillenbrand led the Hoosiers in rushing (130-498) and passing (102-50-901-11TDs) that season on his way to earning first team All-America recognition and All-Big Ten honors. In 1941, he was the club's leading passer and earned third team All-America honors and was an All-Big Ten pick.

## **CORBY DAVIS 1937 FIRST TEAM**

The first pick overall in the 1938 National Football League draft, Corby Davis earned first team All-America honors and was voted as the Big Ten's Most Valuable Player by the Chicago Tribune in 1937. Prior to participating in World War II, Davis spent four successful seasons with the Cleveland Browns before retiring in 1942.

## **VERN HUFFMAN 1936 SECOND TEAM**

A football and basketball standout at Indiana, Vern Huffman was IU's first All-America quarterback. A second team All-America selection and the Big Ten's Most Valuable Player in 1936, Huffman is the only player in the history of IU to earn All-America honors in football and basketball. IU's Balfour Award winner for football following his senior season, Huffman played professional football for the Detroit Lions.

## **CHUCK BENNETT 1928 SECOND TEAM**


The first All-America running back in the history of Indiana University, Chuck Bennett earned second team honors in 1928. A team captain, Bennett also earned All-Big Ten honors and was voted his team's Most Valuable Player following the 1928 season.

## **CLARE RANDOLPH 1928 SECOND TEAM**

Indiana University's second football All-America selection, Clare Randolph earned second team honors following the 1928 season. Also an All-Big Ten pick, he was IU's Most Valuable Player in 1927, and he played professionally until 1936.

## **ZORA CLEVINGER 1903 SECOND TEAM**

A member of Indiana's first Big Ten team, Zora Clevinger played for the Hoosiers from 1900-03 and earned All-America honors at center. A three-sport star, Clevinger drew wide-spread recognition for his speed and leadership. After retiring from coaching, Clevinger served as athletic director at Missouri and Kansas State before returning to Bloomington to work as Indiana's athletic director for 23 years.



George Taliaferro collected All-America accolades three times.



# ACADEMIC ALL-AMERICANS

## MARK MURPHY

### 2013-14 ACADEMIC ALL-AMERICAN

Mark Murphy became the third Hoosier to earn Academic All-America honors twice and gave the program an honoree for the third straight year. One of 17 National Football Foundation National Scholar-Athletes and a finalist for the 2014 William V. Campbell Trophy, Murphy was one of 30 finalists for the Senior CLASS Award and was a candidate for the Allstate AFCA Good Works Team® and the Wuertfel Trophy. He earned all-district and All-Big Ten distinction three times. Murphy finished his career with 279 tackles, 174 solo, seven for loss, four interceptions, two INT touchdown returns, one sack, one forced fumble, one fumble recovery and nine pass breakups.

## ADAM REPLOGLE

### 2012 ACADEMIC ALL-AMERICAN

Adam Replogle was the eighth Hoosier to capture Academic All-America accolades. A 2012 graduate with criminal justice and psychology degrees, Replogle was a three-time All-District V selection and a three-time Academic All-Big Ten honoree. In 2012, Replogle led the team with five sacks (tied for eighth in the Big Ten), 13 tackles for loss (tied for seventh) and two forced fumbles and finished third with 71 tackles en route to second team All-Big Ten honors. He closed second among conference defensive tackles in tackles, sacks and TFLs. Replogle started the final 47 games of his career, a school record, and played in all 48 games from 2009-12. He ended his career with 184 tackles, 95 solo, 15 sacks (90 yards), 28.5 tackles for loss (110), three forced

fumbles and one fumble recovery. Replogle's 15 sacks rank ninth in IU history.

## AUSTIN STARR

### 2007 ACADEMIC ALL-AMERICAN

Adding to his list of postseason recognitions, Indiana junior kicker Austin Starr was named to the *ESPN The Magazine* Academic All-America First Team in 2007. A 2008 graduate with a biology degree, Starr was named Academic All-Big Ten four times. For his performance on the field, the Logansport, Ind., native was named a finalist for the Lou Groza Collegiate Place-Kicker Award, collected All-Big Ten honors and earned a spot on the *Rivals.com* All-Big Ten team. Starr set a new school record with 21 field goals in 2007, topping former NFL great Pete Stoyanovich's 17 in 1988. He also extended his school record by making his 15th attempt in a row in the first half of the Purdue game.

## WILL MEYERS

### 2005-06 ACADEMIC ALL-AMERICAN

Will Meyers joined John Hammerstein as the only Hoosiers to have earned Academic All-America recognition twice in their careers. Meyers earned first team status in both 2005 and 2006 as an accounting major. He was also named Academic All-Big Ten in each of his final three seasons. The Chesterfield, Mo., native finished his career with 278 total tackles, and he made five of his six career interceptions as a senior.

## JOHN HAMMERSTEIN

### 1994-95 ACADEMIC ALL-AMERICAN

The first of three two-time Academic All-America selections in the history of the Indiana University football program, John Hammerstein was so honored following both his junior and senior campaigns. Also a four-time Academic All-Big Ten selection, the Wapakoneta, Ohio, product won four letters as a defensive tackle at IU and finished his career with 15 tackles for loss. A member of a football family, John's brother, Mike, was a four-year letterman and All-America selection at Michigan, his brother, Mark, was an All-Big Ten pick for the Wolverines and his brother, Matt, played football at Yale. John majored in biology.

## KEVIN SPEER

### 1980 ACADEMIC ALL-AMERICAN

Kevin Speer earned Academic All-America honors as a senior in 1980 after a stellar career both on and off the playing field. Also a two-time Academic All-Big Ten pick, Speer played center for the Hoosiers and helped pave the way for running back Mike Harkrader's 807 rushing yards and six touchdowns in 1979. To conclude the 1979 campaign, the 6-foot-4, 240-pound Speer helped lead the Hoosiers to a 38-37 victory over Brigham Young in the Holiday Bowl. As a senior, he blocked for running back Lonnie Johnson and helped enable him to rush for 1,075 yards and 11

touchdowns. A product of Harrison High School in Evansville, Ind., Speer ranked first in his high school graduating class of 560 students. He majored in business at Indiana.

## GLEN SCOLNIK

### 1972 ACADEMIC ALL-AMERICAN

As a senior in 1972, Glenn Scolnik won Academic All-America and Academic All-Big Ten honors after finishing the season with 53 receptions for 727 yards and six touchdowns. He also received recognition for his on-the-field performance in 1972, as he was an All-Big Ten selection and IU's Most Valuable Player. The 6-foot-3, 204-pound Scolnik was IU's leading receiver through the first four games of his junior campaign but suffered a pulled hamstring muscle that caused him to miss the remainder of the year. He did, however, catch 12 passes for 141 yards that season and pulled in 14 for 291 yards as a sophomore. A product of Munster, Ind., he played in the North-South Game in 1972 and spent the 1973 season as a wide receiver for the Pittsburgh Steelers. Scolnik was a liberal arts major at IU.

## HARRY GONSO

### 1967 ACADEMIC ALL-AMERICAN

One of the finest quarterbacks in the history of Indiana University, Harry Gonso was an Academic All-America selection as a sophomore in 1967 and earned Academic All-Big Ten honors following his junior and senior campaigns. A product of Findlay, Ohio, Gonso was the Most Valuable Player on the IU squad that played Southern California in the Rose Bowl following the 1967 season. That year, he completed 67-of-143 passes for 931 yards and nine touchdowns and was an All-Big Ten selection. Despite missing the better portion of two games as a junior, he still finished the year with 1,109 passing yards and 12 touchdowns and won team MVP honors for the second consecutive season. The 5-foot-11, 187-pound Gonso finished his career by throwing for 1,336 yards and 11 touchdowns as a senior. Gonso was a pre-law major at Indiana.

## BRAD BOMBA

### 1956 ACADEMIC ALL-AMERICAN

Indiana's first Academic All-America selection in football, Brad Bomba earned such honors following his senior season. A three-time Academic All-Big Ten pick, he earned third team All-America recognition for his play at end as a senior in 1956. Widely regarded for combining vicious blocking, defensive ability, and intense competitive spirit with his offensive talents, the 6-foot-3, 214-pound Bomba caught 31 passes for 407 yards and one touchdown as a senior and won the prestigious Balfour Award for bringing honor and distinction to Indiana University in the sport of football. As a sophomore, the Chicago native caught 11 passes for 221 yards. As a junior, he followed up his first campaign by catching 13 passes for 171 yards and two touchdowns.



**Mark Murphy became the third Hoosier to earn back-to-back Academic All-America honors following the 2013 and 2014 seasons.**



# BIG TEN HONORS

## FIRST TEAM ALL-BIG TEN

- 1905 Benton Bloom, E
- 1906 Heze Clark, HB
- 1909 Homer Dutter, T
- 1910 Homer Dutter, T
- Allen Messick, G
- A.H. (Cotton) Berndt, E
- 1917 Russ Hathaway, C
- 1919 William McCaw, G
- 1927 John Matthew, G
- 1928 Chuck Bennett, H
- Clare Randolph, C
- 1931 Joe Zeller, G
- 1933 Robert Jones, G
- 1936 Vern Huffman, QB
- 1937 Corby Davis, FB
- George Miller, C
- Bob Haak, T
- 1938 Bob Haak, T
- Frank Petrick, E
- 1941 Bill Hillenbrand, HB
- 1942 Bill Hillenbrand, HB
- 1943 Bob Hoernschemeyer, QB
- Pete Pihos, E
- 1944 John Tavener, C
- 1945 Pete Pihos, FB
- George Taliatferro, HB
- Bob Ravensberg, E
- Ted Kluszewski, E
- 1946 Ben Raimondi, QB
- Russ Deal, T
- John Cannady, C
- 1947 Howard Brown, G
- 1948 George Taliatferro, HB
- 1952 Gene Gedman, FB
- 1955 Brad Bomba, E
- 1960 Earl Faison, E
- 1962 Marv Woodson, HB
- 1963 Tom Nowatzke, FB
- 1964 Tom Nowatzke, FB
- Don Croftcheck, G
- Bill Malinchak, E
- 1966 Tom Schuette, G
- 1967 Gary Cassells, G
- Harry Gonso, QB
- Ken Kaczmarek, LB
- Jim Sniadecki, LB
- 1968 Jade Butcher, FL
- Nate Cunningham, DB
- 1969 Jade Butcher, FL
- Don DeSalle, G
- John Isenbarger, HB
- 1972 Glenn Scolnik, FL
- Chris Gartner, K
- 1974 Courtney Snyder, HB
- 1975 Donnie Thomas, LB
- 1977 Keith Calvin, SE
- Ric Enis, TB
- Charley Peal, T
- 1978 Mark Heidel, C
- Joe Norman, LB
- 1979 Tim Wilbur, CB
- 1980 Tim Wilbur, CB
- Marilyn Evans, LB
- 1981 Bob Stephenson, TE
- 1982 Duane Gunn, WR
- 1983 Duane Gunn, WR
- 1984 Joe Fitzgerald, LB
- 1986 Van Waiters, LB
- 1987 Ernie Jones, WR
- Don Shrader, G
- Van Waiters, LB
- 1988 Willie Bates, LB
- Joe Huff, LB
- Don Shrader, G
- Pete Stoyanovich, K

- 1989 Anthony Thompson, TB
- Ian Beckles, G
- Mike Dumas, CB
- Anthony Thompson, TB
- Ron Vargo, C
- 1990 Mike Dumas, S
- Macky Smith, P
- 1991 Scott Bonnell, K
- Rod Coleman, TE
- Vaughn Dunbar, TB
- 1992 Scott Bonnell, K
- Jim DiGiulio, P
- 1993 Jim DiGiulio, P
- Bill Manolopoulos, K
- Hurvin McCormack, DT
- 1996 Eric Allen, DB
- Alan Sutkowski, P
- Nathan Davis, DE
- 1997 Adewale Ogunleye, DE
- 1999 Drew Hagan, P
- 2001 Antwaan Randle El, QB
- Levron Williams, RB
- 2007 James Hardy, WR
- Greg Middleton, DE
- Tracy Porter, CB
- Austin Starr, K
- 2008 Jammie Kirlew, DE
- 2009 Tandon Doss, WR
- 2010 Tandon Doss, WR
- 2014 Tevin Coleman, RB
- 2015 Dan Feeney, G
- Jordan Howard, RB
- Griffin Oakes, K**

**BIG TEN  
KICKER OF THE YEAR**  
2015 **Griffin Oakes, K**

**BIG TEN  
FRESHMAN OF THE YEAR**  
1998 Antwaan Randle El, QB

**BIG TEN  
COACH OF THE YEAR**  
1986 Bill Mallory  
1987 Bill Mallory

**BIG DUNGY-THOMPSON  
HUMANITARIAN AWARD**  
2011 George Taliatferro

- ACADEMIC ALL-BIG TEN**
- 1953 Tom Dailey, G
  - 1954 Brad Bomba, E
  - 1955 Brad Bomba, E
  - 1956 Brad Bomba, E
  - 1958 Tommy Kendrick, B
  - 1959 Don Noone, G
  - 1960 Alex Trombetta, G
  - 1962 Ken Ellis, G
  - 1966 Tom Schuette, G
  - 1967 Harry Gonso, QB
  - Tom Bilunas, DE
  - 1968 Harry Gonso, QB
  - Tom Bilunas, DE
  - 1969 Vic Malinovsky, LB
  - E.G. White, C
  - 1970 Vic Malinovsky, LB
  - E.G. White, C
  - 1971 Charley Byrnes, E
  - Alan Dick, FL
  - Steve Helmich, C
  - Dan Grossman, LB
  - Mike Heizman, S
  - 1972 Dan Grossman, LB
  - Jerry Johnson, LB

- Joe Pawlitsch, DT
- Glenn Scolnik, FL
- Dave Spungen, T
- 1973 Bill Armstrong, SE
- John Babcock, C
- Chuck Sukurs, C
- Jim Wenzel, P
- 1976 Dale Keneipp, S
- 1977 Dave Abrams, CB
- David Freud, K
- 1978 Dave Abrams, SS
- David Freud, K
- Dale Keneipp, FS
- 1979 Chad Huck, QB
- Larry Lovett, P
- Kevin Speer, C
- Bob Stephenson, TE
- Brent Tisdale, DE
- 1980 John Roggeman, FL
- Kevin Speer, C
- Bob Stephenson, TE
- Brent Tisdale, DE
- 1981 Bob Stephenson, TE
- Chad Huck, QB
- 1982 John Roggeman, TB
- Dennis Mills, C
- 1983 John Roggeman, TB
- Joe Fitzgerald, LB
- George Gianakopoulos, G
- Lou Cristofolini, LB
- Dave Zydzka, NG
- 1984 Joe Fitzgerald, LB
- Dave Zydzka, NG
- Brad Money, LB
- 1986 Tim Jordan, TE
- 1987 Brad Money, LB
- 1988 Tim Jordan, TE
- Brad Money, LB
- 1989 Scott Bonnell, K
- Mark Hagen, LB
- Brian Hunnicut, DT
- Larry McDaniel, NG
- Mark Newell, S
- 1990 Scott Boatman, G
- Scott Bonnell, K
- Matt Egenolf, LB
- Mark Hagen, LB
- Brian Hunnicut, DT
- Cal Miller, FB
- Mark Newell, S
- Matt Prusiecki, K
- Sean White, OLB
- 1991 Jamie Ahler, FS
- Scott Bonnell, K
- Matt Egenolf, LB
- Mark Hagen, LB
- Greg Hobbs, WR
- Chris Holder, LB
- Matt Prusiecki, K
- Dan Thompson, TE
- 1992 Scott Bonnell, K
- Josh DeWitt, C
- Jim DiGiulio, P
- John Hammerstein, DT
- Greg Hobbs, SE
- Chris Holder, DE
- Brett Law, TB
- Arnold Mickens, LB
- John Paci, QB
- 1993 Mike Blastick, FB
- Jim DiGiulio, P
- John Hammerstein, DT
- Brett Law, TB
- Tom Lukawski, G
- John Paci, QB
- Nathan Rabideau, WR

- Chris Roll, CB
- James Simpson, C
- 1994 George Batalis, G
- Brian Bruner, SE
- Jim DiGiulio, P
- Brady Dorn, LB
- John Hammerstein, DT
- Rich Kearney, SE
- Brett Law, TB
- Steve Lee, FB
- Tom Lukawski, G
- John Paci, QB
- Jay Seib, C
- Aaron Warnecke, SS
- 1995 Khalfani Banks, T
- George Batalis, G
- Kevin Glaser, LB
- John Hammerstein, DT
- Geoffrey Howard, DB
- Rich Kearney, WR
- Casey Kobi, LB
- Steve Lee, FB
- Tom Lukawski, G
- Jay Seib, C
- Aaron Warnecke, SS
- 1996 Khalfani Banks, T
- George Batalis, G
- Joey Eloms, DB
- Kevin Glaser, LB
- Steve Lee, FB
- Vince Lidy, LB
- Tom Lukawski, G
- Robert Parrish, DB
- Jay Seib, C
- Aaron Warnecke, SS
- 1997 Khalfani Banks, G
- Kevin Glaser, LB
- Chris Lee, C
- Vince Lidy, LB
- Robert Parrish, DB/LB
- Matt Snyder, G/C
- Aaron Warnecke, S/LB
- 1998 Vince Lidy, LB
- Robert Parrish, LB
- Matt Snyder, G
- Justin Smith, S
- 1999 Trevor Abbs, C
- Stephen Baxter, WR
- Donnie Buck, LB
- Tim Capen, WR
- Enoch DeMar, G
- Jerry Dotson, LB
- Greg Jensen, S
- Vince Lidy, LB
- Patrick Mallory, C
- Shane Moad, DT/LB
- Kemp Rasmussen, DE
- Jeff Robinson, DE
- Justin Smith, LB
- Matt Snyder, C/G
- Brett Taylor, T
- Trevor Abbs, T
- Adam Braucher, K
- Tim Capen, WR
- Enoch DeMar, T
- Brett Gaudin, K
- Joe Gonzalez, S
- Gibran Hamdan, QB
- Greg Jensen, S
- Matt Mason, S
- Shane Moad, LB
- Kemp Rasmussen, DE
- Justin Smith, LB
- Brett Taylor, T
- 2001 Trevor Abbs, OL
- Adam Braucher, K



# BIG TEN HONORS

	<p>Enoch DeMar, G Colin Frost, LS Joe Gonzalez, S Aaron Halterman, TE Gibran Hamdan, QB Chris Jahnke, C Greg Jensen, DB Willie Northern, S Kemp Rasmussen, DE Brett Taylor, T Michael Wilson, WR</p>		<p>Will Meyers, S Casey Nowinski, LB Matt O'Neal, TE Patrick Oldham, OL Drew Robbins, K Josiah Sears, RB Austin Starr, K Trea Burgess, RB Ben Chappell, QB Bruce Hampton, CB Jammie Kirlew, DE Joe Kleinsmith, S Brad Martin, TE Alex Perry, OL Pete Saxon, OL Josiah Sears, RB Austin Starr, K Kevin Trulock, C Brian Zematis, TE Chris Adkins, CB Leon Beckum, LB Brandon Bugg, LS Trea Burgess, RB Ben Chappell, QB Zach Davis-Walker, RB Max Dedmond, TE Taylor Donnell, TE Matt Ernest, WR Mitchell Evans, WR/QB Bruce Hampton, CB Jammie Kirlew, DE Joe Kleinsmith, S Alex Perry, OL Mike Reiter, OL Tyler Replogle, LB Jeff Sanders, TE/LS Pete Saxon, OL Austin Starr, K Collin Taylor, WR/S Eric Thomas, DL Brian Zematis, TE Leon Beckum, LB Brandon Bugg, LS Trea Burgess, RB Ben Chappell, QB Zach Davis-Walker, RB Max Dedmond, TE Mitchell Evans, WR Nick Ford, K Jammie Kirlew, DE Jamie Lukaszewski, LB Alex Perry, OL Mike Reiter, OL Tyler Replogle, LB Jeff Sanders, LS Pete Saxon, OL Teddy Schell, QB Collin Taylor, WR/S Brian Zematis, TE Chris Ahlfeld, OL Leon Beckum, LB David Blackwell, RB Trea Burgess, RB Ben Chappell, QB Connor Creevey, WR Griffen Dahlstrom, LB Zach Davis-Walker, RB Max Dedmond, TE Mitchell Evans, WR Mitch Ewald, K</p>		<p>Greg Heban, CB Dusty Kiel, QB Michael Lanning, WR Jamie Lukaszewski, LB Jordan Marquette, OL Aaron Price, OL Adam Replogle, DL Tyler Replogle, LB Chad Roggeman, P Jeff Sanders, LS Teddy Schell, QB Pete Bachman, OL Leon Beckum, LB David Blackwell, RB Charlie Chapman, OL Connor Creevey, WR Griffen Dahlstrom, LB Max Dedmond, TE Cody Evers, OL Mitch Ewald, K Josh Hager, OL Greg Heban, CB Bill Ivan, OL Dusty Kiel, QB John Laihinen, DE Will Matte, C Taylor Michalek, LB Paul Phillips, TE Ryan Phillis, DE Adam Replogle, DT Lee Rose, LB Teddy Schell, QB Ishmael Thomas, LB Alexander Webb, S Jake Zupancic, S Pete Bachman, OL David Blackwell, RB Charlie Chapman, OL Griffen Dahlstrom, LB Matt Dooley, LS Mitch Ewald, K Forisse Hardin, LB Greg Heban, S Bill Ivan, OL Kyle Kennedy, DE John Laihinen, DE Will Matte, C Jake Michalek, LB Mark Murphy, S Ryan Phillis, DE Adam Replogle, DT Mike Replogle, DE Chad Roggeman, P Nick Stoner, WR Erich Toth, P Alexander Webb, S Jake Zupancic, S Pete Bachman, OL Jacob Bailey, OL Andre Booker, WR Cameron Coffman, QB Anthony Corsaro, TE Griffen Dahlstrom, LB Christian Englum, TE Mitch Ewald, K Greg Heban, S Shawn Heffern, DE Michael Hunter, CB Bill Ivan, OL David Kaminski, OL</p>	<p>Kyle Kennedy, LB Nick Mangieri, DE Jake Michalek, LB Mark Murphy, S Paul Phillips, TE Ryan Phillis, DE Jake Reed, OL Mike Replogle, FB Nick Stoner, WR Nate Sudfeld, QB Alex Todd, DT Erich Toth, P Jake Zupancic, S Jacob Bailey, OL Andre Booker, WR Nate Boudreau, QB Michael Cooper, TE Anthony Corsaro, TE Steven Funderburk, LB Brandon Grubbe, S Shawn Heffern, DE Michael Hunter, CB Arthur Jones, CB David Kaminski, OL Kyle Kennedy, LB Nick Mangieri, OL Max Matthews, QB Mark Murphy, S <b>Griffin Oakes, K</b> Jake Reed, OL Mike Replogle, FB Nick Stoner, WR Nate Sudfeld, QB Erich Toth, P Jacob Bailey, OL Andre Booker, WR Nate Boudreau, QB Nick Campos, P Michael Cooper, TE Anthony Corsaro, TE Nolan Guedel, LS Shawn Heffern, DT Arthur Jones, CB Kyle Loechel, LB Nick Mangieri, DE <b>Wes Martin, OL</b> Jake Reed, OL Nate Sudfeld, QB Alex Todd, K Erich Toth, P <b>Kiante Walton, S</b> Garrett Welch, S <b>Johnny Albomonte, S</b> Ben Bach, CB Jacob Bailey, OL <b>Joshua Brown, DL</b> <b>Andre Brown, Jr., CB</b> <b>Austin Dorris, TE</b> <b>Chris Gajcak, WR</b> <b>Tyler Green, CB</b> <b>Isaac James, WR</b> Arthur Jones, CB <b>Hunter Littlejohn, OL</b> <b>Wes Martin, OL</b> <b>Jacob Robinson, DL</b> Wes Rogers, OL <b>Ryan Watercutter, TE</b> <b>Nick Westbrook, WR</b></p>
2002	<p>Adam Braucher, K Brett Gaudin, K Joe Gonzalez, S Aaron Halterman, TE Kevin Kruse, LB Will Lumpkin, S Yamar Washington, RB</p>			2011		
2003	<p>Joe Gonzalez, SS Troy Grosfield, K Aaron Halterman, TE Ty Henderson, FS William Lumpkin, SS Graeme McFarland, QB Matthew O'Neal, TE Russ Richardson, DL Christopher Voltattorni, OL</p>				2012	
2004	<p>Tyler Altman, DE Lance Bennett, KR Adam Braucher, K Mike Doyle, S Paul Haan, WR Aaron Halterman, TE Ty Henderson, S Adam Hines, DG Herana-Daze Jones, S Will Lumpkin, S Will Meyers, S Matt O'Neal, TE Russ Richardson, DT Chris Rudanovic, TE Josiah Sears, FB Alex Stscherban, FB Yamar Washington, FB</p>				2013	
2005	<p>Tyson Beattie, P Lance Bennett, KR Paul Haan, WR Adam Hines, DG Will Lumpkin, S Will Meyers, SS Eric McClurg, DB Graeme McFarland, QB Casey Nowinski, LB Patrick Oldham, OL John Pannozzo, LB Russ Richardson, NG Chris Rudanovic, TE Josiah Sears, RB Austin Starr, K Kyle Thomas, OL Kevin Trulock, C Yamar Washington, RB</p>					
2006	<p>Scott Anderson, OL Tyson Beattie, P Lance Bennett, WR Paul Haan, WR Jammie Kirlew, DL Joe Kleinsmith, DB Eric McClurg, S Graeme McFarland, QB</p>					

- Current players in bold



# ALL-STAR GAMES

## SENIOR BOWL

Gene Gedman, HB, '53  
Ed Roth, T, '53  
Pete Russo, T, '53  
Florian Helinski, QB, '55  
Joe Amstutz, C, '57  
Brad Bomba, E, '57  
Mike Rabold, T, '59  
Tom Nowatzke, FB, '65  
Don Croftcheck, G, '65  
Rich Badar, QB, '65  
Randy Beisler, T, '66  
Doug Crusan, DT, '68  
Gary Cassells, G, '68  
Mike Deal, DHB, '69  
Don DeSalle, G, '69  
Mike Fulk, LB, '72  
Carl Barzilauskas, DT, '73  
Donnie Thomas, LB, '75  
Jeff Phipps, G, '79  
Duane Gunn, WR, '83  
Mark Smythe, DT, '83  
Kevin Allen, T, '84  
Eric Moore, T, '87  
Trent Green, QB, '92  
Mike Middleton, CB, '92  
Andrew Greene, G, '94  
Antwaan Randle El, QB, '02  
Victor Adeyanji, DE, '06  
Tracy Porter, CB, '08  
Tim Bugg, LS, '08  
James Brewer, T, '11  
Jason Spriggs, T, '16  
Dan Feeney, T, '17

## EAST-WEST SHRINE GAME

Bill Ingram, Head Coach, '25, '27  
George Fisher, T, '25  
Larry Marks, HB, '25  
Chuck Bennett, HB, '28  
Robert Jones, G, '33  
Don Veller, QB, '35  
Ettore Antonini, E, '36  
Corby Davis, FB, '38  
Frank Petrick, E, '38  
Dwight Gahm, C, '40  
Bob Hoernschemeyer, HB, '43  
Pete Pihos, E, '43, '46  
John Tavener, C, '43  
Frank Ciolli, G, '45  
John Cannady, C, '45, '46  
Howard Brown, G, '47  
Lou Mihajlovich, E, '47  
Gene Gedman, HB, '52  
Brad Bomba, E, '56  
Ted Acreman, E, '59  
Earl Faison, E, '60  
Woody Moore, QB, '62  
Tom Nowatzke, FB, '64  
Bill Malinchak, E, '65  
Tom Schuette, G, '66  
John Pont, Asst. Coach, '68  
Jim Sniadecki, LB, '68  
Nate Cunningham, DHB, '68  
Harry Gonso, QB, '69  
John Isenbarger, HB, '69  
Eric Stolberg, E, '69  
John Pont, Head Coach, '70  
John Andrews, TE, '70  
Ed Maguire, DE, '70  
Chris Morris, T, '70  
Mike Fulk, LB, '72  
Carl Barzilauskas, DT, '73  
Doug Peacock, T, '78  
Mike Friede, SE, '79  
Tim Clifford, QB, '80  
Babe Laufenberg, QB, '82  
Lee Corso, Asst. Coach, '83  
Steve Bradley, QB, '85  
Eric Moore, T, '87  
Ernie Jones, WR, '87  
Bill Mallory, Asst. Coach, '89  
Anthony Thompson, TB, '89  
Mike Dumas, S, '90  
Vaughn Dunbar, TB, '91

Shawn Harper, T, '91  
Bill Mallory, Head Coach, '92  
Lance Brown, DB, '94  
Andrew Greene, G, '94  
Eric Smedley, DB, '95  
Joey Eloms, CB, '97  
Isaac Sowell, T, '06  
Rodger Saffold, T, '10  
Terrance Turner, WR, '11  
Ted Bolser, TE, '14  
Collin Rahrig, C, '15  
Nate Sudfeld, QB, '16  
Ralph Green III, DL, '17

## ALL-AMERICAN BOWL

Earl Faison, E, '61  
Nate Ramsey, HB, '63  
Tom Nowatzke, FB, '65  
Don Croftcheck, G, '65  
John Pont, Head Coach, '68  
Bill Malinchak, E, '66  
Bob Russell, G, '68  
Doug Crusan, T, '68  
John Isenbarger, HB, '70  
John Andrews, TE, '71  
Larry Jameson, DT, '75

## AMERICAN BOWL

Rick Spickard, T, '68  
Chris Morris, T, '70  
Larry Jameson, DT, '74  
Greg McGuire, T, '75  
Lee Corso, Co-Coach, '76  
Steve Sanders, LB, '76  
Dave Knowles, T, '76  
Harold Waterhouse, DB, '76

## BLUE-GRAY GAME

Bob Haak, T, '38  
Eddie Rucinski, E, '40  
Mike Buccianeri, G, '40  
Jim Trimble, T, '41  
Earl Doloway, HB, '42  
Bob Hoernschemeyer, QB, '44  
Harry Jagade, HB, '44  
John Tavener, C, '44  
Bob Zimny, T, '44  
Ed Bell, C, '45  
Russ Deal, T, '46  
Joe Sowinski, T, '46  
Richard Deranek, HB, '47  
Bob Harbison, G, '47  
Bill Armstrong, FB, '47  
Lou Goldsberry, T, '48  
Lou D'Achille, QB, '52  
Jim Vesel, C, '54  
Don Howell, G, '57  
Mike Rabold, T, '58  
Tony Aloisio, E, '58  
Ted Smith, HB, '59  
Bob Carrigan, T, '62  
John Johnson, T, '62  
Carmen Bencivinni, G, '63  
Tony Rocca, E, '63  
Don Croftcheck, G, '64  
Frank Stavoff, CB, '66  
Bob Van Pelt, C, '66  
Mike Deal, DHB, '69  
Don DeSalle, G, '69  
Trent Smock, SE, '75  
Keith Calvin, SE, '77  
Lucky Wallace, C, '80  
Lonnice Johnson, TB, '80  
Duane Gunn, WR, '83  
Mark Smythe, DT, '83  
Kevin Allen, T, '84  
Mark Weiler, LB, '84  
Steve Bradley, QB, '85  
Matt Bomba, DT, '92  
Trent Green, QB, '92  
Lance Brown, DB, '94  
Troy Drake, DT, '94  
Eric Smedley, DB, '95  
Eric Allen, DB, '96

Cam Cameron, Head Coach, '97  
Pete Schmidt, Asst. Coach, '97  
Victor Allotey, G, '97  
Chris Lee, C, '97  
Joey Eloms, CB, '97  
Chris Gall, FB, '98  
Aaron Williams, DE, '98  
Paul Mandina, DT, '00  
Craig Osika, C, '01

## CAN-AM BOWL

Tim McVay, SS, '77

## CASINO DEL SOL ALL-STAR GAME

Larry Black, Jr., DT, '13

## COPPER BOWL

John Razmic, C, '58  
Tom McDonald, QB, '58  
John Aveni, E, '58  
Phil Dickens, Asst. Coach, '58

## COLLEGE ALL-STAR GAME

Bo McMillin, Head Coach, '38, '44  
Bo McMillin, Asst. Coach, '36, '44  
Robert Jones, G, '34  
Ettore Antonini, E, '36  
Vern Huffman, QB, '37  
Corby Davis, HB, '38  
Jim Birt, E, '38  
Frank Filchuck, QB, '38  
Frank Petrick, E, '39  
Vince Oliver, HB, '39  
Bob Haak, T, '39  
Jim Logan, G, '40  
Emil Uremovich, T, '41  
Mike Buccianeri, G, '41  
Eddie Rucinski, E, '41  
Eddie Herbert, FB, '42  
Jim Dewar, HB, '43, '44, '45  
Bob Zimny, T, '43, '44, '45  
Pete Pihos, E, '43, Asst. Coach, '58, '59, '60  
Bob Ravensberg, E, '44  
Chuck Jacoby, HB, '44, '46  
Bill Hillenbrand, HB, '44, '46  
Lou Saban, HB, '44, '46, Asst. Coach, '59

John Cannady, C, '44, '47  
John Tavener, C, '44, '45, '46  
J. C. Coffee, G, '44, '45  
Ed Bell, T, '45, '46  
Bob Hoernschemeyer, HB, '46  
Gene White, G, '46  
Russ Deal, T, '47  
Ben Raimondi, QB, '47  
Howard Brown, G, '48  
John Goldsberry, T, '49  
Harry Jagade, FB, '49  
George Taliaferro, HB, '49  
Harry Jagielski, T, '54  
Bob Skoronksi, T, '56  
Brad Bomba, E, '57  
Joe Amstutz, C, '57  
Mike Rabold, T, '59  
Ted Acreman, E, '60  
Earl Faison, E, '61  
Don Croftcheck, G, '65  
Randy Beisler, E, '66  
John Isenbarger, HB, '70  
John Andrews, TE, '71  
Carl Barzilauskas, DT, '74

## GRIDIRON CLASSIC

Pita Elisara, T, '99  
Johnny Anderson, S, '00

## HULA BOWL

Earl Faison, E, '61  
Bill Malinchak, E, '66  
Ken Kaczmarek, LB, '68  
Jim Sniadecki, LB, '68  
Cal Snowden, DE, '68  
John Pont, Asst. Coach, '69  
Harry Gonso, QB, '69

Jade Butcher, FL, '69  
John Isenbarger, HB, '69  
Ed Maguire, DE, '70  
Mark Findley, DHB, '72  
Ric Enis, TB, '77  
Joe Norman, LB, '78  
Jeff Phipps, G, '79  
Bob Stephenson, TE, '81  
Tim Wilbur, CB, '82  
Duane Gunn, WR, '83  
Bob Riley, T, '86  
Van Waiters, OLB, '87  
Bill Mallory, Asst. Coach, '88  
Tim Jorden, TE, '88  
Pete Stoyanovich, K, '88  
Mike Dumas, S, '90  
Vaughn Dunbar, TB, '91  
Jim DiGiulio, P, '94  
Troy Drake, DT, '94  
Nathan Davis, DE, '96  
Joey Eloms, CB, '97  
Kwyn Supernaw, FS, '97  
Chris Liwinski, G, '97  
Johnny Anderson, S, '00  
Levron Williams, RB, '01  
Enoch DeMar, OL, '03

## JAPAN BOWL

Ric Enis, TB, '77  
Joe Norman, LB, '78  
Mark Heidel, C, '78  
Lee Corso, Co-Coach, '78  
Jeff Phipps, G, '79  
Tim Clifford, QB, '80  
Bob Stephenson, TE, '81  
Babe Laufenberg, QB, '82  
Pete Stoyanovich, K, '88  
Dave Schnell, QB, '89  
Anthony Thompson, TB, '89  
Ron Vargo, C, '89  
Mike Dumas, S, '90  
Bill Mallory, Asst. Coach, '91  
Rod Coleman, TE, '91  
Randy Schneider, T, '91  
Mike Middleton, CB, '92

## NORTH-SOUTH ALL-STAR GAME

Bernie Crimmins, Asst. Coach, '54  
Bernie Crimmins, Head Coach, '55  
Florian Helinski, QB, '54  
Bob Skoronksi, T, '55  
Tom Hall, G, '55  
Pat Fellingner, E, '55  
Dick Wervey, E, '63  
Rich Badar, DB, '64  
Rudy Kuechenberg, E, '64  
Ken Hollister, T, '65  
Randy Beisler, T, '65  
Rick Spickard, T, '68  
Jade Butcher, FL, '69  
Glenn Scolnik, FL, '72  
Dan Lintner, DHB, '72  
Chuck Sukurs, C, '73

## PARADISE BOWL

Antonio Watson, DB, '03  
Robert Brandt, OL, '03

## RAYCOM ALL-STAR CLASSIC

Will Matte, C, '13

## TEXAS VS. THE NATION ALL-STAR CHALLENGE

Leslie Majors, CB, '08  
Jammie Kirlow, DE, '10  
Nick Polk, S, '10



# ALL-TIME NFL ROSTERS

## ARIZONA CARDINALS



### DRAFT CHOICES

Yr.	Rd.-Pk.	Name, Pos.
1936	6-51	Ettore Antonini, E
1938	11-95	Bob Kenderdine, E
1943	15-133	Earl Doloway, B
1944	4-28	Jack Tavener, C
1944	10-88	Lou Saban, B
1945	12-111	Bob Cowan, B
1945	16-154	John Cannady, B
1947	6-41	Ben Raimondi, B
1947	17-150	Bob Ravensberg, E
1949	4-40	John Goldsberry, T
1952	15-171	John Davis, E
1952	25-291	Cliff Anderson, E
1957	14-166	Bob Fee, B
1958	22-255	Tony Aloisio, E
1959	27-314	Bob Corrigan, G
1960	13-146	Vic Jones, HB
1966	20-299	Tom Gallagher, DE
1969	9-227	Calvin Snowden, DE
1975	6-152	Larry Jameson, DT
1984	10-269	Mark Smythe, DT
1988	7-179	Ernie Jones, WR
1990	2-31	Anthony Thompson, RB

### ALL-TIME ROSTER

Cliff Anderson	1952-53
Chuck Bennett	1933
Ted Bolser	2014
Lance Brown	1995-96
John Goldsberry	1949-50
Harry Jagielski	1956
Ernie Jones	1988-92
Tim Jordan	1989-91
John Leonard	1922-23
Chris Liwienski	2006
Vince Oliver	1945
Mike Rabold	1960
Bob Ravensberg	1948-49
Eddie Rucinski	1943-46
Clare Rudolph	1930
Cal Snowden	1969-70
Anthony Thompson	1990-92
Aaron Williams	1999
Bob Zimny	1945-49

## ATLANTA FALCONS



### DRAFT CHOICES

Yr.	Rd.-Pk.	Name, Pos.
1966	12-171	Ken Hollister, T
1970	6-147	Jade Butcher, WR
1997	2-32	Nathan Davis, DE
2015	3-73	Tevin Coleman, RB

## ALL-TIME ROSTER

Tevin Coleman	2015-
Nathan Davis	1997
Rudy Kuechenberg	1971
Adam Replogle	2013-14
Courtney Roby	2014
Charlie Scales	1966
Dan Stryzinski	1995-00
Clay Williams	1999-00

## BALTIMORE RAVENS



### DRAFT CHOICES

Yr.	Rd.-Pk.	Name, Pos.
1997	6-167	Steve Lee, FB
2011	4-123	Tandon Doss, WR

### ALL-TIME ROSTER

Tandon Doss	2011-13
Stephen Houston	2016
Alex Smith	1997

## BUFFALO BILLS



### DRAFT CHOICES

Yr.	Rd.-Pk.	Name, Pos.
1969	16-391	Robert Kirk, G
1996	7-249	Eric Smedley, S
1998	7-198	Victor Allotey, G
2008	2-41	James Hardy, WR

### ALL-TIME ROSTER

Victor Allotey	1998-00
Nate Borden	1962
Lance Brown	2001
Mike Dumas	1994
Marcus Floyd	2002-03
Gibran Hamdan	2007-09
James Hardy	2008-09
Charley Leo	1963
Eric Smedley	1996-99
Cal Snowden	1971
Marcus Thigpen	2014-15
Craig Walls	1987

## CAROLINA PANTHERS



### ALL-TIME ROSTER

Marcus Floyd	2004
Andrew McDonald	2013-14
Kemp Rasmussen	2002-05

## CHICAGO BEARS



### DRAFT CHOICES

Yr.	Rd.-Pk.	Name, Pos.
1949	13-129	George Taliaferro, B
1959	27-321	John Aveni, E
1963	6-80	John Johnson, T
1963	18-249	Jeff Slabaugh, E
1981	10-260	Tim Clifford, QB
1981	11-287	Lonnie Johnson, RB
2016	5-150	Jordan Howard, RB

### ALL-TIME ROSTER

John Aveni	1959-60
Steve Bradley	1987
Don Croftcheck	1967
Mike Dumas	2001
Frank (Duke) Hannay	1923-27
Jordan Howard	2016-
Harry (Chic) Jagade	1954-55
John Johnson	1963-68
Ted Karras	1960-64
Rudy Kuechenberg	1967-69
Thomas Lewis	1998
Jim Logan	1942-43
Adewale Ogunleye	2004-09
Tracy Porter	2015-16
Mike Rabold	1963-67
Dave Whitsell	1961-66
Joe Zeller	1938

## CINCINNATI BENGALS



### DRAFT CHOICES

Yr.	Rd.-Pk.	Name, Pos.
1968	16-435	Brown Marks, LB
1972	14-341	Steve Porter, WR
1973	15-380	Ted McNulty, QB
1986	12-316	Steve Bradley, QB
1987	3-76	Leonard Bell, DB

### ALL-TIME ROSTER

Victor Adeyanju	2010
Leonard Bell	1987
Larry Black, Jr.	2013-14
Nate Borders	1987
Ken Johnson	1971-77
Herana-Daze Jones	2006-08
Eric Moore	1994
Bob Riley	1987
Courtney Roby	2007
Bernard Whittington	2002



# ALL-TIME NFL ROSTERS

## CLEVELAND BROWNS



### DRAFT CHOICES

Yr.	Rd.-Pk.	Name, Pos.
1952	19-225	Sam Talarico, T
1952	23-276	Bobby Robertson, B
1957	5-53	Milt Campbell, B
1957	6-63	Joe Amstutz, C
1961	18-251	Ed Morris, T
1988	3-77	Van Waiters, OLB
2006	4-112	Isaac Sowell, T

### ALL-TIME ROSTER

Joe Amstutz	1957
Milt Campbell	1957
Bob Cowan	1947-48
Enoch DeMar	2003-04
Jim Dewar	1947
Corby Davis	1938-39, 41-42
Chris Gartner	1974
Harry (Chic) Jagade	1951-53
Rudy Kuechenberg	1970
Ted Livingstone	1937-40
Hurvin McCormack	1999-00
Andrew McDonald	2014-15
Eric Moore	1995
Chris Morris	1972-73
Craig Osika	2003-04
Lou Saban	1946-49
Charlie Scales	1962-65
Bob Sikora	1984
Isaac Sowell	2006-08
Van Waiters	1988-91
Dick Zoll	1937-38

## DALLAS COWBOYS



### DRAFT CHOICES

Yr.	Rd.-Pk.	Name, Pos.
1961	18-240	Randy Williams, B
1976	6-181	Greg McGuire, T
1981	12-329	Nate Lundy, WR
1993	3-84	Mike Middleton, DB

### ALL-TIME ROSTER

Nate Borden	1960-61
Nathan Davis	1998-99
Alex Green	1987
Babe Laufenberg	1989-90
Hurvin McCormack	1994-98
George Talaferro	1952

## DENVER BRONCOS



### DRAFT CHOICES

Yr.	Rd.-Pk.	Name, Pos.
2010	7-232	Jammie Kirlew, DE
2014	2-56	Cody Latimer, WR

### ALL-TIME ROSTER

Ian Beckles	2000
Nathan Davis	2000
Herana-Daze Jones	2008
<b>Cody Latimer</b>	<b>2014-</b>
Tracy Porter	2012

## DETROIT LIONS



### DRAFT CHOICES

Yr.	Rd.-Pk.	Name, Pos.
1937	3-27	Vern Huffman, B
1938	9-76	Jim Sirtosky, G
1944	24-244	Chuck Jacoby, B
1953	2-25	Gene Gedman, B
1958	24-289	Dave Whitsell, B
1959	2-19	Mike Rabold, T
1960	11-123	Ted Aucerman, E
1961	5-66	Earl Faison, E
1965	1-11	Tom Nowatzke, RB
1966	3-39	Bill Malinchak, WR
1976	15-419	Trent Smock, WR
1980	3-62	Mike Friede, WR
1998	7-207	Chris Liwinski, T

### ALL-TIME ROSTER

Abe Adams	1949
Chuck Bennett	1930
Howard Brown	1948-50
Chris Dittoe	1997-98
Mike Friede	1980
Versie Gaddis	2001
Gene Gedman	1953, 56-58
Mel Groomes	1948-49
Rex Grossman	1950
Frank (Duke) Hanny	1930
Bob Hoernschemeyer	1950-55
Vern Huffman	1937-38
Walter Jurkiewicz	1946
Ted Karras	1965
George Karstens	1949
Bill Malinchak	1966-69
Tom Nowatzke	1965-69
Mike Rabold	1959
Clare Randolph	1931-36
Amby Rascher	1932
Carroll Ringwalt	1930
Kywin Supernaw	1998-01
Emil Uremovich	1941-42, 45-46
Dave Whitsell	1958-60

## GREEN BAY PACKERS



### DRAFT CHOICES

Yr.	Rd.-Pk.	Name, Pos.
1942	15-139	Jim Trimble, T
1944	31-319	Russ Deal, G
1946	22-206	Howard Brown, G
1947	18-160	Jim Goodman, T
1952	8-87	Mel Becket, C
1955	25-293	Nate Borden, E
1956	5-56	Bob Skoronski, T
1983	10-271	Jimmy Thomas, DB
2016	2-48	Jason Spriggs, T

### ALL-TIME ROSTER

Carl Barzilauskas	1978-79
Ed Bell	1947-49
Nate Borden	1955-59
Mike Bucchianeri	1941, 44-45
Chris Gall	2001
Frank (Duke) Hanny	1930
Lynn Howard	1921-22
Robert Jones	1934
Rudy Kuechenberg	1970
Larry Marks	1928
Charlie Mathys	1922-26
Eric Matthews	1996-97
Lou Mihajlovich	1954
Bob Skoronski	1956, 59-68
<b>Jason Spriggs</b>	<b>2016-</b>
Elmer Wilkins	1925
Joe Zeller	1932
Dick Zoll	1939

## HOUSTON TEXANS



### ALL-TIME ROSTER

Andrew McDonald	2015
Adewale Ogunleye	2010
Chris Taylor	2006-08

## INDIANAPOLIS COLTS



### DRAFT CHOICES

Yr.	Rd.-Pk.	Name, Pos.
1953	20-230	Pete Russo, T
1964	1-8	Marv Woodson, DB
1968	9-242	Terry Cole, RB
1971	5-130	John Andrews, TE
1976	12-340	Frank Stavroff, K
2010	7-246	Ray Fisher, CB/RS



# ALL-TIME NFL ROSTERS

## ALL-TIME ROSTER

John Andrews	1973-74
Jermaine Chaney	1999
Terry Cole	1968-69
Bob Cowan	1949
Frank Filchock	1950
Rex Grossman	1948-1950
Aaron Halterman	2006
Shawn Harper	1995
Billy Hillenbrand	1947-48
DeWayne Hogan	2001
Harry (Chic) Jagade	1949
Andrew McDonald	2014
Tom Nowatzke	1970-72
Stu O'Dell	1978
Craig Robeen	2000
Courtney Roby	2008
Alex Smith	1997
George Taliaferro	1953-54
Marcus Thigpen	2015
Damon Watts	1994-97
Bernard Whittington	1994-00
Clay Williams	1997-99
Trevor Wilmot	1995

## JACKSONVILLE JAGUARS



## ALL-TIME ROSTER

Jamie Baisley	2000
Tandon Doss	2014-15
Mike Dumas	1995
Vaughn Dunbar	1995
Jammie Kirlew	2011
<b>Shane Wynn</b>	<b>2016-</b>

## KANSAS CITY CHIEFS



## ALL-TIME ROSTER

Victor Allotey	2001-04
Randy Beisler	1975
Chris Gall	2000
Trent Green	2001-06
<b>Devine Redding</b>	<b>2017-</b>
Bobby Richardson	2016
Pete Stoyanovich	1996-2000
Dan Stryzinski	2001-02
Ernie Thompson	1993

## LOS ANGELES CHARGERS



## DRAFT CHOICES

1976	15-407	Jack Hoffman, DT
1993	8-222	Trent Green, QB
2017	3-71	Dan Feeney, G

## ALL-TIME ROSTER

John Andrews	1972
Kris Dielman	2003-11
Mike Dumas	1996-00
Earl Faison	1961-66
<b>Dan Feeney</b>	<b>2017-</b>
Trent Green	1993
Aaron Halterman	2006
Babe Laufenberg	1985
Thomas Lewis	1999
Andrew McDonald	2015
Craig Osika	2002
<b>Mitchell Paige</b>	<b>2017-</b>
Nick Polk	2011
Cal Snowden	1972-73
Shane Wynn	2015

## LOS ANGELES RAMS



## DRAFT CHOICES

Yr.	Rd.-Pk.	Name, Pos.
1937	6-60	Chris Del Sasso, T
1938	1-1	Corbett Davis, B
1939	10-83	Frank Petrick, E
1939	20-183	Paul Graham, B
1941	19-174	Harold Hursh, B
1947	19-173	Jimmy Dewar, B
1959	24-285	Tom Campbell, B
1978	10-273	Charles Peal, T
1991	12-312	Ernie Thompson, RB
1992	4-87	Shawn Harper, T
2006	4-113	Victor Adeyanju, DE
2010	2-33	Rodger Saffold, T

## ALL-TIME ROSTER

Victor Adeyanju	2006-09
Trent Green	1999-2000, 08
Ernie Jones	1993
Ted Karras	1966
<b>Rodger Saffold</b>	<b>2010-</b>
Pete Stoyanovich	2000
Anthony Thompson	1992-93
Ernie Thompson	1991-92

## MIAMI DOLPHINS



## DRAFT CHOICES

Yr.	Rd.-Pk.	Name, Pos.
1968	1-27	Doug Crusan, T
1985	10-279	Mike Pendleton, DB
1989	8-203	Pete Stoyanovich, K
1995	2-53	Andrew Greene, G

## ALL-TIME ROSTER

Terry Cole	1971
Doug Crusan	1968-74
Earl Faison	1966
Trent Green	2007
Andrew Greene	1995
Aaron Halterman	2006-2007
Gibran Hamdan	2007
Chris Liwienski	2007
Andrew McDonald	2012
Eric Moore	1995
Adewale Ogunleye	2000-03
Pete Stoyanovich	1989-95
Marcus Thigpen	2012-14

## MINNESOTA VIKINGS



## DRAFT CHOICES

Yr.	Rd.-Pk.	Name, Pos.
1971	10-258	Chris Morris, G
1987	10-267	Bob Riley, T

## ALL-TIME ROSTER

Chris Liwienski	1998-04
Mike McCurry	1987
Mike Rabold	1961-62
Van Waiters	1992

## NEW ENGLAND PATRIOTS



## DRAFT CHOICES

Yr.	Rd.-Pk.	Name, Pos.
1976	11-298	Donnie Thomas, LB

## ALL-TIME ROSTER

Harry Jagielski	1960-61
Charley Leo	1960-62
Eric Stolberg	1971
Chris Taylor	2009
Marcus Thigpen	2014
Donnie Thomas	1976



# ALL-TIME NFL ROSTERS

## NEW ORLEANS SAINTS



### DRAFT CHOICES

Yr.	Rd.-Pk.	Name, Pos.
1977	9-231	Dave Knowles, T
1992	1-21	Vaughn Dunbar, RB
2008	2-40	Tracy Porter, CB

### ALL-TIME ROSTER

Stacey Dawsey	1987
Vaughn Dunbar	1992-95
Herana-Daze Jones	2009
David Knowles	1977
Babe Laufenberg	1986
Chris Morris	1975
Tracy Porter	2008-11
Nate Ramsey	1973
Bobby Richardson	2015-16
Courtney Roby	2008-12
Chris Taylor	2010-11
Dave Whittell	1967-69
Marv Woodson	1969
Shane Wynn	2015

## NEW YORK GIANTS



### DRAFT CHOICES

1944	1-6	Billy Hillenbrand, B
1947	3-22	John Cannady, C
1947	11-94	Bob Hoernschemeyer, B
1949	16-155	Jerry Morrical, T
1961	9-123	Moses Gray, T
1976	8-221	John Jordan, DT
1988	1-10	Eric Moore, G
1988	10-259	Eric Hickerson, DB
1994	1-24	Thomas Lewis, WR
2011	4-117	James Brewer, T

### ALL-TIME ROSTER

Cliff Anderson	1953
James Brewer	2011-14
John Cannady	1947-54
Frank Filchock	1946
Mike Friede	1980
John Johnson	1969
Thomas Lewis	1994-97
Eric Moore	1988-93

## NEW YORK JETS



### DRAFT CHOICES

Yr.	Rd.-Pk.	Name, Pos.
1973	9-222	Robert Spicer, LB
1974	1-6	Carl Barzilauskas, DT

### ALL-TIME ROSTER

Carl Barzilauskas	1974-77
James Brewer	2015
Marcus Floyd	2002
Moses Gray	1961-62
Ken Hollister	1966
John Paci	1996-97
Rob Spicer	1973
Dan Stryzinski	2003
Shane Wynn	2015

## OAKLAND RAIDERS



### DRAFT CHOICES

Yr.	Rd.-Pk.	Name, Pos.
1970	17-440	Eric Stolberg, WR
1989	9-235	Gary Gooden, DB
1991	6-146	Nolan Harrison, DT

### ALL-TIME ROSTER

Nolan Harrison	1991-96
Harry Jagielski	1961
<b>Darius Latham</b>	<b>2016-</b>
Tracy Porter	2013
Marcus Thigpen	2015

## PHILADELPHIA EAGLES



### DRAFT CHOICES

Yr.	Rd.-Pk.	Name, Pos.
1945	5-41	Pete Pihos, WR
1946	26-248	Ben Raimondi, B
1948	29-273	Rex Grossman, B
1963	14-186	Nate Ramsey, B
1963	19-256	Mike Wasdovich, G
1966	1-4	Randy Beisler, DE
1967	5-114	Bob Van Pelt, C
1973	8-184	Dan Lintner, DB
1985	1-9	Kevin Allen, T
1986	12-325	Bobby Howard, RB

### ALL-TIME ROSTER

Kevin Allen	1985
Ian Beckles	1997-98
Randy Beisler	1966-68
Troy Drake	1995-97
Pita Elisara	2001
Don Luft	1954
Pete Pihos	1947-55
Nate Ramsey	1963-72
George Taliifero	1955

## PITTSBURGH STEELERS



### DRAFT CHOICES

Yr.	Rd.-Pk.	Name, Pos.
1938	2-14	Frank Filchock, B
1941	11-93	Emil Uremovich, T
1948	10-82	Dick Deranne, B
1957	21-246	Gene Cichowski, QB
1961	16-215	Wilbert Scott, B
1973	6-154	Glen Skolnik, WR
1984	1-23	Duane Gunn, WR
1995	5-161	Lance Brown, CB
2002	2-62	Antwaan Randle El, QB/WR

### ALL-TIME ROSTER

Rich Badar	1967
Lance Brown	1995, 98-00
Gene Cichowski	1957
Terry Cole	1970
Frank Filchock	1938
Nolan Harrison	1997-99
Tim Jordan	1992-93
Ted Karras	1958-59
Antwaan Randle El	2002-05, 10
Eddie Rucinski	1944
Charlie Scales	1960-61
Glenn Skolnik	1973
Wilbert Scott	1961
Dan Stryzinski	1990-91
Marv Woodson	1964-69

# ALL-TIME NFL ROSTERS

## SAN FRANCISCO 49ERS



### DRAFT CHOICES

Yr.	Rd.-Pk.	Name, Pos.
1958	13-151	Jim Yore, B
1969	4-86	Jim Sniadecki, LB
1970	2-48	John Isenbarger, RB
1973	5-112	Mike Fulk, LB

### ALL-TIME ROSTER

Randy Beisler	1969-74
Gibran Hamdan	2006
John Isenbarger	1970-73
Tim Jordan	1995
Craig Osika	2002
Jim Sniadecki	1969-73

## SEATTLE SEAHAWKS



### DRAFT CHOICES

Yr.	Rd.-Pk.	Name, Pos.
1979	2-45	Joe Norman, LB

### ALL-TIME ROSTER

Jerry Dorsey	2001
Joey Eloms	1998-99
Andrew Greene	1998
Gibran Hamdan	2006
Andrew McDonald	2014
Joe Norman	1979-81, 83
Kemp Rasmussen	2006

## TAMPA BAY BUCCANEERS



### DRAFT CHOICES

Yr.	Rd.-Pk.	Name, Pos.
1990	5-114	Ian Beckles, G

### ALL-TIME ROSTER

Ian Beckles	1990-96
Ted Bolser	2014
Bobby Howard	1986-88
Larry Jameson	1976
Steve Lee	1998
Justin Smith	2003
Dan Stryzinski	1992-94
Marcus Thigpen	2014

## TENNESSEE TITANS



### DRAFT CHOICES

Yr.	Rd.-Pk.	Name, Pos.
1991	2-28	Mike Dumas, FS
2005	3-68	Courtney Roby, WR

### ALL-TIME ROSTER

Mike Dumas	1991-93
Courtney Roby	2005-06

## WASHINGTON REDSKINS



### DRAFT CHOICES

Yr.	Rd.-Pk.	Name, Pos.
1948	14-118	Harry Jagade, B
1949	25-248	Nick Sebek, B
1950	21-266	Cas Witucki, G
1954	7-80	Harry Jagielski, T
1957	15-177	Brad Bomba, E
1965	8-105	Don Croftcheck, G
1974	13-332	Stu O'Dell, LB
1976	14-393	Quinn Buckner, DB
1983	6-168	Babe Laufenberg, QB
2003	7-232	Gibran Hamdan, QB
2014	7-214	Ted Bolser, TE
2016	6-187	Nate Sudfeld, QB

### ALL-TIME ROSTER

John Aveni	1961
Ted Bolser	2014
Gene Cichowski	1958-59
Don Croftcheck	1965-66
Troy Drake	1998-00
Pita Eisara	2003
Frank Filchock	1938-41, 44-45
Trent Green	1995-1998
Gibran Hamdan	2003
Nolan Harrison	2000
Harry Jagielski	1956
Babe Laufenberg	1983-85
Bill Malinchak	1970-74, 1976
Eric Matthews	1998
Lamar Mills	1994
Stu O'Dell	1974-76
John Paci	1999
Tracy Porter	2014
Antwaan Randle El	2006-09
Bobby Richardson	2016
Nick Sebek	1950
<b>Nate Sudfeld</b>	<b>2016</b>
Casmir Witucki	1950-51, 53-56

- Current NFL players in bold



# ALL-TIME HOOSIERS IN THE PROS

## -A-

Abe Adams Detroit, 1949  
 Victor Adeyanju St. Louis, 2006-09;  
 Cincinnati, 2010  
 Frank Allen Muncie, 1921  
 Kevin Allen Philadelphia, 1985  
 Victor Allottey Buffalo, 1998-00;  
 Kansas City, 2001-04  
 Joe Amstutz Cleveland, 1957  
 Cliff Anderson Chicago, 1952-53;  
 N.Y. Giants, 1953  
 John Andrews San Diego, 1972;  
 Baltimore, 1973-74  
 John Aveni Chicago, 1959-60;  
 Washington, 1961

## -B-

Rich Badar Pittsburgh, 1967  
 Jamie Baisley Jacksonville, 2000  
 Carl Barzilauskas N.Y. Jets, 1974-77;  
 Green Bay, 1978-79  
 Ian Beckles Tampa Bay, 1990-96;  
 Philadelphia, 1997-98; Denver, 2000  
 Randy Beisler Philadelphia, 1966-68;  
 San Francisco, 1969-74; Kansas City, 1975  
 Ed Bell Green Bay, 1947-49  
 Leonard Bell Cincinnati, 1987  
 Chuck Bennett Portsmouth, 1930;  
 Chicago, 1933  
 Dan Bernoske Louisville, 1926  
 Larry Black, Jr. Cincinnati, 2013-14  
 Ted Bolser Washington, 2014;  
 Tampa Bay, 2014; Arizona, 2014  
 Nate Borden Green Bay, 1955-59;  
 Dallas, 1960-61; Buffalo, 1962  
 Nate Borders Cincinnati, 1987  
 Steve Bradley Chicago, 1987  
 James Brewer N.Y. Giants, 2011-14;  
 N.Y. Jets, 2015  
 Howard Brown Detroit, 1948-50  
 Lance Brown Pittsburgh, 1995, 98-00  
 Arizona, 1995-96; Buffalo, 2001  
 Mike Bucchianeri Green Bay, 1941, 44-45

## -C-

Milt Campbell Cleveland, 1957  
 John Cannady N.Y. Giants, 1947-54  
 Jermaine Chaney Indianapolis, 1999  
 Gene Cichowski Pittsburgh, 1957;  
 Washington, 1958-59  
 Terry Cole Baltimore, 1968-69;  
 Pittsburgh, 1970; Miami, 1971  
**Tevin Coleman Atlanta, 2015-**  
 Michael Cooper Washington, 2016-  
 Bob Cowan Cleveland, 1947-48;  
 Baltimore, 1949  
 Don Croftcheck Washington, 1965-66;  
 Chicago, 1967  
 Doug Crusan Miami, 1968-74

## -D-

Corby Davis Cleveland, 1938-39, 41-42  
 Ed (Doc) Davis Muncie, 1920;  
 Dayton, 1920-21; Columbus, 1921-22  
 Nathan Davis Atlanta, 1997;  
 Dallas, 1998-99; Denver, 2000  
 Stacey Dawsey New Orleans, 1987  
 Enoch DeMar Cleveland, 2003-04  
 Jim Dewar Cleveland, 1947  
 Kris Dielman San Diego, 2003-11  
 Chris Dittoe Detroit, 1997-98  
 Jerry Dorsey Seattle, 2001  
 Tandon Doss Baltimore, 2011-13;  
 Jacksonville, 2014-15  
 Troy Drake Philadelphia, 1995-97;  
 Washington, 1998-00  
 Mike Dumas Houston, 1991-93; Buffalo, 1994;  
 Jacksonville, 1995; San Diego, 1996-00;  
 Chicago, 2001  
 Vaughn Dunbar New Orleans, 1992-95;  
 Jacksonville, 1995

## -E-

Pita Elisara Philadelphia, 2001;  
 Washington, 2003  
 Joey Eloms Seattle, 1998-99

## -F-

Earl Faison San Diego, 1961-66; Miami, 1966  
**Dan Feeney L.A. Chargers, 2017-**  
 Frank Filchock Pittsburgh, 1938;  
 Washington, 1938-41, 44-45;  
 N.Y. Giants, 1946; Baltimore, 1950  
 George Fisher Green Bay, 1926  
 Marcus Floyd N.Y. Jets, 2002;  
 Buffalo, 2002-03; Carolina, 2004  
 Mike Friede Detroit, 1980; N.Y. Giants, 1980

## -G-

Versie Gaddis Detroit, 2001  
 Chris Gall Kansas City, 2000; Green Bay, 2001  
 Chris Gartner Cleveland, 1974  
 Gene Gedman Detroit, 1953, 56-58  
 John Goldsberry Chicago, 1949-50  
 Alex Green Dallas, 1987  
 Trent Green San Diego, 1993  
 Washington, 1995-1998; St. Louis, 1999-00, 08;  
 Kansas City, 2001-06; Miami, 2007  
 Andrew Greene Miami, 1995; Seattle, 1998  
 Mel Groomes Detroit, 1948-49  
 Rex Grossman Baltimore, 1948-1950;  
 Detroit, 1950

## -H-

Bob Haak Brooklyn, 1939  
 Aaron Halterman San Diego, 2006;  
 Indianapolis, 2006; Miami, 2006-07  
 Gibran Hamdan Washington, 2003;  
 San Francisco, 2006; Seattle, 2006  
 Buffalo, 2007-09  
 Frank (Duke) Hanny Chicago, 1923-27;  
 Providence, 1928-29;  
 Portsmouth, 1930; Green Bay, 1930  
 James Hardy Buffalo, 2008-09  
 Ray Harper Louisville, 1921  
 Shawn Harper Indianapolis, 1995

Nolan Harrison L.A. Rams, 1991-94;  
 Oakland, 1995-96;  
 Pittsburgh, 1997-99; Washington, 2000  
 Russ Hathaway Muncie, 1920;  
 Dayton, 1920-24; Canton, 1922;  
 Pottsville, 1925-26; Buffalo, 1927  
 Wally Hess Hammond, 1920-25; Kenosha, 1924  
 Billy Hillenbrand Chicago, 1946-47;  
 Baltimore, 1947-48  
 Bob Hoernschemeyer Chicago, 1946-47;  
 Brooklyn, 1947-48; Chicago, 1949;  
 Detroit, 1950-55  
 DeWayne Hogan Indianapolis, 2001  
 Ken Hollister N.Y. Jets, 1966  
 Stephen Houston Baltimore, 2016  
 Bobby Howard Tampa Bay, 1986-88  
**Jordan Howard Chicago, 2016-**  
 Lynn (Tubby) Howard Green Bay, 1921-22  
 Vern Huffman Detroit, 1937-38

## -I-

John Isenbarger San Francisco, 1970-73

## -J-

Harry (Chic) Jagade Baltimore, 1949;  
 Cleveland, 1951-53; Chicago, 1954-55  
 Harry Jagielski Chicago, 1956;  
 Washington, 1956; Boston, 1960-61;  
 Oakland, 1961  
 Larry Jameson Tampa Bay, 1976  
 John Johnson Chicago, 1963-68;  
 N.Y. Giants, 1969  
 Ken Johnson Cincinnati, 1971-77  
 Ernie Jones Phoenix, 1988-92;  
 L.A. Rams, 1993  
 Herana-Daze Jones Cincinnati, 2006-08;  
 Denver, 2008; New Orleans, 2009  
 Robert Jones Green Bay, 1934  
 Tim Jordan Phoenix, 1989-91;  
 Pittsburgh, 1992-93; San Francisco, 1995  
 Walter Jurkiewicz Detroit, 1946

## -K-

Ted Karras Pittsburgh, 1958-59;  
 Chicago, 1960-64; Detroit, 1965  
 L.A. Rams, 1966  
 George Karstens Detroit, 1949  
 Jammie Kirlaw Jacksonville, 2011  
 David Knowles New Orleans, 1977  
 Rudy Kuechenberg Chicago, 1967-69  
 Cleveland, 1970; Green Bay, 1970; Atlanta, 1971

## -L-

**Darius Latham Oakland, 2016-**  
**Cody Latimer Denver, 2014-**  
 Babe Laufenberg Washington, 1983-85  
 San Diego, 1985; New Orleans, 1986;  
 Dallas, 1989-90  
 Steve Lee Tampa Bay, 1998  
 Charley Leo Boston, 1960-62; Buffalo, 1963  
 John Leonard Chicago, 1922-23  
 Thomas Lewis N.Y. Giants, 1994-97;  
 Chicago, 1998; San Diego, 1999  
 Ted Livingstone Cleveland, 1937-40  
 Chris Liwienski Minnesota, 1998-04;  
 Arizona, 2006; Miami, 2007



# ALL-TIME HOOSIERS IN THE PROS

Jim Logan Chicago, 1942-43  
Don Luft Philadelphia, 1954

## -M-

Stu MacLean Louisville, 1921  
Bill Mainchak Detroit, 1966-69;  
Washington, 1970-74, 76  
Larry Marks Akron, 1926;  
N.Y. Yankees, 1927; Green Bay, 1928  
Charlie Mathys Hammond, 1921;  
Green Bay, 1922-26  
Eric Matthews Green Bay, 1996-97;  
Washington, 1998  
Bill McCaw Racine, 1923  
Hurvin McCormack Dallas, 1994-98;  
Cleveland, 1999-00  
Mike McCurry Minnesota, 1987  
Andrew McDonald Miami, 2012;  
Carolina, 2013-14; Seattle, 2014;  
Indianapolis, 2014; Cleveland, 2014-15;  
San Diego, 2015; Houston, 2015

Lou Mihajlovich L.A. Rams, 1948;  
Green Bay, 1954  
Lamar Mills Washington, 1994  
Eric Moore N.Y. Giants, 1988-93;  
Cincinnati, 1994; Cleveland, 1995; Miami, 1995  
Chris Morris Cleveland, 1972-73;  
New Orleans, 1975

## -N-

Joe Norman Seattle, 1979-81, 83  
Tom Nowatzke Detroit, 1965-69;  
Baltimore, 1970-72

## -O-

Stu O'Dell Washington, 1974-76;  
Baltimore, 1978  
Adewale Ogunleye Miami, 2000-03;  
Chicago, 2004-09; Houston, 2010  
Vince Oliver Chicago, 1945  
Craig Osika San Francisco, 2002;  
San Diego 2002; Cleveland, 2003-04

## -P-

John Paci N.Y. Jets, 1996-97;  
Washington, 1999  
**Mitchell Paige L.A. Chargers, 2017-**  
Pete Pihos Philadelphia, 1947-55  
Nick Polk San Diego, 2011  
Tracy Porter New Orleans, 2008-11;  
Denver, 2012; Oakland, 2013;  
Washington, 2014; Chicago, 2015-16

## -R-

Mike Rabold Detroit, 1959; St. Louis, 1960;  
Minnesota, 1961-62; Chicago, 1963-67  
Ben Raimondi N.Y. Yankees, 1947  
Nate Ramsey Philadelphia, 1963-72;  
New Orleans, 1973  
Antwaan Randle El Pittsburgh, 2002-05, 10;  
Washington, 2006-09

Clare Randolph Chicago, 1930;  
Portsmouth, 1931-33; Detroit, 1934-36;  
Amby Rascher Portsmouth, 1932  
Kemp Rasmussen Carolina, 2002-05;  
Seattle, 2006  
Bob Ravensberg Chicago, 1948-49

**Devine Redding Kansas City, 2017-**  
Adam Replogle Atlanta, 2013-14  
Bobby Richardson New Orleans, 2015-16;  
Washington, 2016, Kansas City, 2016  
Bob Riley Cincinnati, 1987  
Carroll Ringwalt Portsmouth, 1930;  
Frankfort, 1931  
Elliott Risley Hammond, 1921-23  
Craig Robeen Indianapolis, 2000  
Courtney Roby Tennessee, 2005-06;  
Cincinnati, 2007; Indianapolis, 2008;  
New Orleans, 2008-12; Atlanta, 2014  
Eddie Rucinski Brooklyn, 1941-42;  
Chicago, 1943-46; Pittsburgh, 1944

## -S-

Lou Saban Cleveland, 1946-49  
**Rodger Saffold St. Louis/L.A. Rams, 2010-**  
Charlie Scales Pittsburgh, 1960-61;  
Cleveland, 1962-65; Atlanta, 1966  
Glenn Scolnik Pittsburgh, 1973  
Wilbert Scott Pittsburgh, 1961  
Nick Sebek Washington, 1950  
Bob Sikora Cleveland, 1984  
Bob Skoronksi Green Bay, 1956, 59-68  
Eric Smedley Buffalo, 1996-99  
Alex Smith Indianapolis, 1997;  
Baltimore, 1997  
Justin Smith Tampa Bay, 2003  
Jim Sniadecki San Francisco, 1969-73  
Cal Snowden St. Louis, 1969-70;  
Buffalo, 1971; San Diego, 1972-73  
Isaac Sowell Cleveland, 2006-08  
Rob Spicer N.Y. Jets, 1973

**Jason Spriggs Green Bay, 2016-**  
Eric Stolberg New England, 1971  
Pete Stoyanovich Miami, 1989-95;  
Kansas City, 1996-00; St. Louis, 2000  
Dan Strzyzinski Pittsburgh, 1990-91;  
Tampa Bay, 1992-94; Atlanta, 1995-00;  
Kansas City, 2001-02; N.Y. Jets, 2003

**Nate Sudfeld Washington, 2016-**  
Kywin Supernaw Detroit, 1998-01

## -T-

George Taliaferro L.A. Rams, 1949;  
N.Y. Yankees, 1950-51; Dallas, 1952;  
Baltimore, 1953-54; Philadelphia, 1955  
John Tavener Miami, 1946  
Chris Taylor Houston, 2006-08  
New England, 2009; New Orleans, 2010-11  
Marcus Thigpen Miami, 2012-14;  
New England, 2014; Tampa Bay, 2014;  
Buffalo, 2014; Indianapolis, 2015;  
Oakland, 2015; Buffalo, 2015

Donnie Thomas New England, 1976  
Anthony Thompson Phoenix, 1990-92;  
L.A. Rams, 1992-93  
L.A. Rams, 1991-92;  
Kansas City, 1993  
Brooklyn, 1942

Ernie Thompson  
Joe Tofil  
Emil Uremovich Detroit, 1941-42, 45-46;  
Chicago, 1948

## -W-

Van Waiters Cleveland, 1988-91;  
Minnesota, 1992  
Craig Walls Buffalo, 1987  
Damon Watts Indianapolis, 1994-97  
Gene White Buffalo, 1946  
Dave Whitsell Detroit, 1958-60;  
Chicago, 1961-66; New Orleans, 1967-69  
Bernard Whittington Indianapolis, 1994-00;  
Cincinnati, 2002  
Elmer Wilkins Green Bay, 1925  
Aaron Williams Arizona, 1999  
Clay Williams Indianapolis, 1997-99;  
Atlanta, 1999-2000  
Travis Williams Evansville, 1921-22  
Trevor Wilmot Indianapolis, 1995  
Casimir (Slug) Witucki Washington,  
1950-51, 53-56  
Marv Woodson Pittsburgh, 1964-69;  
New Orleans, 1969

**Shane Wynn N.Y. Jets, 2015;**  
**San Diego, 2015; New Orleans, 2015;**  
**Jacksonville, 2016-**

## -Z-

Joe Zeller Green Bay, 1932; Chicago, 1938  
Bob Jimmy Chicago, 1945-49  
Dick Zoll Cleveland, 1937-38; Green Bay, 1939

- Current NFL players in bold



# ALL-TIME HOOSIERS DRAFT PICKS

Year	Rd.	Sel.	Player	Pos.	Team	Year	Rd.	Sel.	Player	Pos.	Team
2017	3	71	Feeney, Dan	G	L.A. Chargers	1976	15	419	Smock, Trent	WR	Detroit
2016	2	48	Spriggs, Jason	T	Green Bay	1975	6	152	Jameson, Larry	DT	St. Louis Cardinals
2016	5	150	Howard, Jordan	RB	Chicago	1974	1	6	Barzilauskas, Carl	DT	N.Y. Jets
2016	6	187	Sudfeld, Nate	QB	Washington	1974	13	332	O'Dell, Stu	LB	Washington
2015	3	73	Coleman, Tevin	RB	Atlanta	1973	5	112	Fulk, Mike	LB	San Francisco
2014	2	56	Latimer, Cody	WR	Denver	1973	6	154	Skolnik, Glen	WR	Pittsburgh
2014	7	217	Bolser, Ted	TE	Washington	1973	8	184	Lintner, Dan	DB	Philadelphia
2011	4	117	Brewer, James	T	N.Y. Giants	1973	9	222	Spicer, Robert	LB	N.Y. Jets
2011	4	123	Doss, Tandon	WR	Baltimore	1973	15	380	McNulty, Ted	QB	Cincinnati
2010	2	33	Saffold, Rodger	T	St. Louis	1972	14	341	Porter, Steve	WR	Cincinnati
2010	7	232	Kirlew, Jammie	DE	Denver	1971	5	130	Andrews, John	TE	Baltimore Colts
2010	7	246	Fisher, Ray	CB/RS	Indianapolis	1971	10	258	Morris, Chris	G	Minnesota
2008	2	40	Porter, Tracy	CB	New Orleans	1970	2	48	Isenbarger, John	RB	San Francisco
2008	2	41	Hardy, James	WR	Buffalo	1970	6	147	Butcher, Jade	WR	Atlanta
2006	4	112	Sowells, Isaac	T	Cleveland	1970	17	440	Stolberg, Eric	WR	L.A. Raiders
2006	4	113	Adeyanju, Victor	DE	St. Louis	1969	4	86	Sniadecki, Jim	LB	San Francisco
2005	3	68	Roby, Courtney	WR	Tennessee	1969	9	227	Snowden, Calvin	DE	St. Louis Cardinals
2003	7	232	Hamdan, Gibran	QB	Washington	1969	16	391	Kirk, Robert	G	Buffalo
2002	2	62	Randle El, Antwaan	QB/WR	Pittsburgh	1968	1	27	Crusan, Doug	T	Miami
1998	7	207	Allotey, Victor	G	Buffalo	1968	9	242	Cole, Terry	RB	Baltimore Colts
1998	7	207	Liwienski, Chris	T	Detroit	1968	16	435	Marks, Brown	LB	Cincinnati
1997	2	32	Davis, Nathan	DE	Atlanta	1967	5	114	Van Pelt, Bob	C	Philadelphia
1997	6	167	Lee, Steve	FB	Baltimore	1966	1	4	Beisler, Randy	DE	Philadelphia
1996	7	249	Smedley, Eric	S	Buffalo	1966	3	39	Malinchak, Bill	WR	Detroit
1995	2	53	Greene, Andrew	G	Miami	1966	12	171	Hollister, Ken	T	Atlanta
1995	5	161	Brown, Lance	CB	Pittsburgh	1966	20	299	Gallagher, Tom	DE	St. Louis Cardinals
1994	1	24	Lewis, Thomas	WR	N.Y. Giants	1965	1	11	Nowatzke, Tom	RB	Detroit
1993	3	84	Middleton, Mike	DB	Dallas	1965	8	105	Croftcheck, Don	G	Washington
1993	8	222	Green, Trent	QB	San Diego	1964	1	8	Woodson, Marv	DB	Baltimore Colts
1992	1	21	Dunbar, Vaughn	RB	New Orleans	1963	6	80	Johnson, John	T	Chicago
1992	4	87	Harper, Shawn	T	L.A. Rams	1963	14	186	Ramsey, Nate	B	Philadelphia
1991	2	28	Dumas, Mike	FS	Houston Oilers	1963	18	249	Slabaugh, Jeff	E	Chicago
1991	6	146	Harrison, Nolan	DT	L.A. Raiders	1963	19	256	Wasdovich, Mike	G	Philadelphia
1991	12	312	Thompson, Ernie	RB	L.A. Rams	1961	5	66	Faison, Earl	E	Detroit
1990	2	31	Thompson, Anthony	RB	Phoenix	1961	9	123	Gray, Moses	T	N. Y. Giants
1990	5	114	Beckles, Ian	G	Tampa Bay	1961	16	215	Scott, Wilbert	B	Pittsburgh
1989	8	203	Stoyanovich, Pete	K	Miami	1961	18	240	Williams, Randy	B	Dallas
1989	9	235	Gooden, Gary	DB	L.A. Raiders	1961	18	251	Morris, Ed	T	Cleveland
1988	1	10	Moore, Eric	G	N.Y. Giants	1960	11	123	Aucerman, Ted	E	Detroit
1988	3	77	Walters, Van	OLB	Cleveland	1960	13	146	Jones, Vic	HB	St. Louis Cardinals
1988	7	179	Jones, Ernie	WR	Phoenix	1959	2	19	Rabold, Mike	T	Detroit
1988	10	259	Hickerson, Eric	DB	N.Y. Giants	1959	24	285	Campbell, Tom	B	L.A. Rams
1987	3	76	Bell, Leonard	DB	Cincinnati	1959	27	314	Corrigan, Bob	G	Chicago Cardinals
1987	10	267	Riley, Bob	T	Minnesota	1959	27	321	Aveni, John	E	Chicago Bears
1986	12	316	Bradley, Steve	QB	Cincinnati	1958	13	151	Yore, Jim	B	San Francisco
1986	12	325	Howard, Bobby	RB	Philadelphia	1958	22	255	Aloisio, Tony	E	Chicago Cardinals
1985	1	9	Allen, Kevin	T	Philadelphia	1958	24	289	Whitsell, Dave	B	Detroit
1985	10	279	Pendleton, Mike	DB	Miami	1957	5	53	Campbell, Milt	B	Cleveland
1984	1	23	Gunn, Duane	WR	Pittsburgh	1957	6	63	Armstutz, Joe	C	Cleveland
1984	10	269	Smythe, Mark	DT	St. Louis Cardinals	1957	14	166	Fee, Bob	B	Chicago Cardinals
1983	6	168	Laufenberg, Babe	QB	Washington	1957	15	177	Bomba, Brad	E	Washington
1983	10	271	Thomas, Jimmy	DB	Green Bay	1957	21	246	Cichowski, Gene	QB	Pittsburgh
1981	10	260	Clifford, Tim	QB	Chicago	1956	5	56	Skoronski, Bob	T	Green Bay
1981	11	287	Johnson, Lonnie	RB	Chicago	1955	25	293	Borden, Nate	E	Green Bay
1981	12	329	Lundy, Nate	WR	Dallas	1954	7	80	Jagielski, Harry	T	Washington
1980	3	62	Friede, Mike	WR	Detroit	1953	2	25	Gedman, Gene	B	Detroit
1979	2	45	Norman, Joe	LB	Seattle	1953	20	230	Russo, Pete	T	Baltimore Colts
1978	10	273	Peal, Charles	T	L.A. Rams	1952	8	87	Becket, Mel	C	Green Bay
1977	9	231	Knowles, Dave	T	New Orleans	1952	15	171	Davis, John	B	Chicago Cardinals
1976	6	181	McGuire, Greg	T	Dallas	1952	19	225	Talarico, Sam	T	Cleveland
1976	8	221	Jordan, John	DT	N.Y. Giants	1952	23	276	Robertson, Bobby	B	Cleveland
1976	11	298	Thomas, Donnie	LB	New England	1952	25	291	Anderson, Cliff	E	Chicago Cardinals
1976	12	340	Stavoff, Frank	K	Baltimore Colts	1950	21	266	Witucki, Cas (Slug)	G	Washington
1976	14	393	Buckner, Quinn	DB	Washington	1949	4	40	Goldsberry, John	T	Chicago Cardinals
1976	15	407	Hoffman, Jack	DT	San Diego	1949	13	129	Taliaferro, George	B	Chicago Bears
						1949	16	155	Morrical, Jerry	T	N.Y. Giants



# ALL-TIME HOOSIERS DRAFT PICKS

Year	Rd.	Sel.	Player	Pos.	Team	1944	24	244	Player	Pos.	Team
1949	25	248	Sebek, Nick	B	Washington	1944	28	287	Zimny, Bob	T	Brooklyn
1948	10	82	Deranek, Dick	B	Pittsburgh	1944	31	319	Deal, Russ	G	Green Bay
1948	14	118	Jagade, Harry (Chick)	B	Washington	1943	15	133	Doloway, Earl	B	Chicago Cardinals
1948	29	273	Grossman, Rex	B	Philadelphia	1942	15	139	Trimble, Jim	T	Green Bay
1947	3	22	Cannady, John	C	N.Y. Giants	1941	6	49	Rucinski, Eddie	E	Brooklyn
1947	6	41	Raimondi, Ben	B	Chicago Cardinals	1941	11	93	Uremovich, Emil	T	Pittsburgh
1947	11	94	Hoernschemeyer, Bob	B	N.Y. Giants	1941	19	174	Hursh, Harold	B	Cleveland Rams
1947	17	150	Ravensberg, Bob	E	Chicago Cardinals	1939	2	15	Haak, Bob	T	Brooklyn
1947	18	160	Goodman, Jim	T	Green Bay	1939	10	83	Petrick, Frank	E	Cleveland Rams
1947	19	173	Dewar, Jimmy	B	L.A. Rams	1939	20	183	Graham, Paul	B	Cleveland Rams
1946	22	206	Brown, Howard	G	Green Bay	1938	1	1	Davis, Corbett	B	Cleveland Rams
1946	26	248	Raimondi, Ben	B	Philadelphia	1938	2	14	Filchok, Frank	B	Pittsburgh
1945	5	41	Pihos, Pete	WR	Philadelphia	1938	9	76	Sirtosky, Jim	G	Detroit
1945	12	111	Cowan, Bob	B	Chicago Cardinals	1938	11	95	Kenderdine, Bob	E	Chicago Cardinals
1945	16	154	Cannady, John	B	Chicago Cardinals	1937	3	27	Huffman, Vern	B	Detroit
1944	1	6	Hillenbrand, Billy	B	N.Y. Giants	1937	6	60	Del Sasso, Chris	T	Cleveland Rams
1944	4	28	Tavener, Jack	C	Chicago Cardinals	1936	6	51	Antonini, Ettore	E	Chicago Cardinals
1944	10	88	Saban, Lou	B	Chicago Cardinals						

## HOOSIERS ON FORMER NFL TEAMS

### AKRON INDIANS

<b>All-Time Roster</b>	
Larry Marks	1926

### BROOKLYN DODGERS

<b>Draft Choices</b>			
Yr.	Rd.-Pk.	Name	Pos.
1939	2-15	Bob Haak	T
1941	6-49	Eddie Rucinski	E
1944	28-287	Bob Zimny	T

<b>All-Time Roster</b>	
Bob Haak	1939
Bob Hoernschemeyer	1947-48
Eddie Rucinski	1941-42
Joe Tofil	1942

### BUFFALO BISONS

<b>All-Time Roster</b>	
Russ Hathaway	1927
Gene White	1946

### CANTON BULLDOGS

<b>All-Time Roster</b>	
Russ Hathaway	1922

### CHICAGO HORNETS

<b>All-Time Roster</b>	
Bob Hoernschemeyer	1949

### CHICAGO ROCKETS

<b>All-Time Roster</b>	
Billy Hillenbrand	1946-47
Bob Hoernschemeyer	1946-47
Emil Uremovich	1948

### COLUMBUS PANHANDLES

<b>All-Time Roster</b>	
Ed (Doc) Davis	1921-22

### DAYTON TRIANGLES

<b>All-Time Roster</b>	
Ed (Doc) Davis	1920-21
Russ Hathaway	1920-24

### EVANSVILLE CRIMSON GIANTS

<b>All-Time Roster</b>	
Travis Williams	1921-22

### FRANKFORT YELLOW JACKETS

<b>All-Time Roster</b>	
Carroll Ringwalt	1931

### HAMMOND PROS

<b>All-Time Roster</b>	
George Fisher	1926
Wally Hess	1920-25
Charlie Mathys	1921
Elliott Risley	1921-23

### KENOSHA MAROONS

<b>All-Time Roster</b>	
Wally Hess	1924

### LOS ANGELES DONS

<b>All-Time Roster</b>	
Lou Mihajlovich	1948
George Taliaferro	1949

### LOUISVILLE BRECKS

<b>All-Time Roster</b>	
Dan Bernoske	1926
Ray Harper	1921
Stu MacLean	1921

### MIAMI SEAHAWKS

<b>All-Time Roster</b>	
John Tavener	1946

### MUNCIE FLYERS

<b>All-Time Roster</b>	
Frank Allen	1921
Ed (Doc) Davis	1920
Russ Hathaway	1920

### NEW YORK TITANS

<b>All-Time Roster</b>	
Moses Gray	1961-62

### NEW YORK YANKEES

<b>All-Time Roster</b>	
Larry Marks	1927
Ben Raimondi	1947
George Taliaferro	1950-51

### POTTSVILLE MAROONS

<b>All-Time Roster</b>	
Russ Hathaway	1925-26

### PROVIDENCE STEAM ROLLERS

<b>All-Time Roster</b>	
Frank (Duke) Hanny	1928-29

### RACINE LEGION

<b>All-Time Roster</b>	
Bill McCaw	1923



# ATHLETICS ADMINISTRATION



**FRED GLASS** - Vice President and Director of Intercollegiate Athletics

Indiana University President Michael A. McRobbie appointed Fred Glass Vice President and Director of Intercollegiate Athletics on January 1, 2009, after one of the most tumultuous decades in the history of IU Athletics. The fifth IU athletic director in eight years, Glass was hired to heal and lead a department that had been rocked by the firing of a legendary basketball coach, the untimely death of a

beloved football coach, and an infamous major NCAA infractions case. Since assuming this role, Glass has worked tirelessly to return his alma mater to its rightful place as one of the premier athletic departments in the country. His tenure has been marked by establishing clearly articulated priorities; instituting groundbreaking initiatives; dramatic improvements in fundraising, facilities, and fan experiences; and a deep commitment to the wellness, development, and achievement of the students under his charge.

## Initiatives

Glass established five priorities for the department and its students which have become the hallmark of his tenure as athletic director: 1.) playing by the rules; 2.) being well in mind, body, and spirit; 3.) achieving academically; 4.) excelling athletically; and 5.) integrating with the rest of the University. Building on these priorities, Glass subsequently unveiled a creed that represents Indiana University Athletics' core values describing who we are and who we want to be: The Spirit of Indiana: 24 Sports, One Team. To ensure that the department meets the promise of The Spirit of Indiana, Glass established The Excellence Academy which is emerging as one of the nation's most innovative and comprehensive student development programs. Glass also established the Spirit of Indiana Showcase, an annual awards gala celebrating our students' top athletic and academic achievements as well as other talents. The Spirit of Indiana Director's Award honors the senior male and female student who, on the whole, best personify the tenets of The Spirit of Indiana: 24 Sports, One Team. In 2014—building on the department's priorities, Spirit of Indiana, and Excellence Academy—Glass unveiled the Indiana University Student-Athlete Bill of Rights, a first of its kind, 10-point document that sets forth the University's commitment to students who participate in intercollegiate athletics during their time at IU and beyond.

## Student Achievement

Since Glass's arrival in 2009, 18 teams and 102 individuals have won conference championships, 36 students have been named Big Ten Player of the Year in their respective sports, 425 students have earned All-American honors, 18 coaches have been named conference coach of the year, three coaches have been named national coach of the year, and the department has produced a national team championship, as well as 13 individual national champions.

During Glass's tenure, Indiana students participating in intercollegiate athletics have also excelled in the classroom. Since 2009, 1,826 students have earned Academic All-Big Ten honors, 498 have been named Big Ten Distinguished Scholars, 24 students have been named CoSIDA Academic All-Americans, and 986 have graduated. Eighty-seven teams have had perfect single year APR scores and 31 teams have received APR public recognition awards.

Students have earned an average GPA of 3.14. The Graduate Success Rate for IU students participating in intercollegiate athletics during Glass's tenure has increased by nearly ten percentage points from 81% in 2011 to 90.6% in 2016, an Indiana University record.

## Finances and Fundraising

Under Glass' stewardship, Indiana Athletics has been financially self-supporting without any special subsidy from the university, tax dollars, or student fees. In fact, the Athletic Department annually pays over \$12 million to the University in tuition, room and board, books, and fees for scholarships, and also funded half of the \$53 million cost of the University's new Global and International Studies Building.

To help generate the financial resources necessary to pursue the department's priorities, Glass has cut administrative overhead and increased fundraising. He eliminated 10 senior administrative staff positions he inherited annually freeing up nearly two million dollars. Glass has raised more money in \$1 million plus gifts in the last three years than in the entire rest of the history of IU Athletics. Glass has secured nine of the ten largest gifts in department history. For the fourth time since Glass became athletic director, IU has set an annual giving record.

As part of the University's Capital Campaign, Athletics is in the process of raising a record goal of \$170 million for scholarships and capital improvements.

## Facilities

Glass has led a much-needed effort to renovate and expand IU's aging athletic facilities, all without any use of student fees, university subsidy or taxpayer dollars. Over \$170 million in new or renovated facilities have been completed during Glass's tenure including the newly renovated Simon-Skjoldt Assembly Hall, Mark Cuban Center for Sports Media and Technology, Cook Hall, North End Zone Student-Athlete Development Center, Bart Kaufman Field, Andy Mohr Field, D. Ames Shuel Academic Center, James and Nancy Wilkinson Performance Center, Henke Hall of Champions, Cecil Weathers Golf Team Center, Ireland Family Field Hockey Fieldhouse, the Rowing Boathouse, among many others. In addition, as part of the Bicentennial Capital Campaign (along with completed Simon-Skjoldt Assembly Hall and the Cuban Center), over \$80 million in new capital projects are underway including the South End Zone Excellence Academy, Indoor Arena, and Golf Course Renovation.

This 10-year, one quarter of a billion dollar investment in facilities will greatly enhance the experience, and ability to compete, for our students who participate in intercollegiate athletics for a generation or more.

## Fan Experience

Glass can often be found attending competitions and interacting with fans in and around the stands. As a result of his relentless focus on improving the game day football experience, football attendance in Glass' first year as AD (2009) increased by 32%, the third largest one year percentage increase in average attendance in the country that year and the highest IU attendance since 1992. These attendance gains have been maintained and, in fact, a new attendance record was set in 2010. Indiana led the Big Ten in increased football attendance in 2012 and was second in 2015. Again focusing on preserving and improving the game atmosphere in Simon-Skjoldt Assembly Hall, IU has finished in the top ten nationally in attendance in each of the last six years and boasts the nation's largest student section. In 2016-17, men's basketball attendance remained strong as IU Athletics sold more student-season tickets than any other program in the country.





# ATHLETICS ADMINISTRATION

## Background

Glass is a double graduate of Indiana University and had been a well-known Indianapolis lawyer and civic leader before being named a vice president and the director of intercollegiate athletics at his alma mater. Born in Indianapolis, Glass earned bachelor's and law degrees from IU in 1981 and 1984, respectively.

Glass played a central role in several major sports-related initiatives in Indianapolis, including negotiating the 30-year agreement to keep the Colts in Indianapolis, developing Lucas Oil Stadium and an expanded Indiana Convention Center, and helping to negotiate the arrangement to regularly bring Final Fours and other major NCAA events to the city. Formerly a partner in the law firm of Baker & Daniels, Glass served as chairman of the firm's management committee and as the volunteer president of the city's Capital Improvement Board. Glass also has served as Chief of Staff to then Governor Evan Bayh, Chairman of then Indianapolis Mayor Bart Peterson's transition team, and in a number of other civic, legal, and sports related positions. Glass also served as president of the City of Indianapolis' 2011 Super Bowl Bid Committee, which although not successful for that year, has been credited with successfully laying the groundwork for the city's successful bid for 2012.

Upon his appointment of Glass, Indiana University President Michael McRobbie said, "In all of these major undertakings, Fred demonstrated a remarkable talent for leadership, for mastering the details of big challenges, for diplomacy, and for consensus building. He has a well-earned reputation as someone who can get the big things done. He is exactly the person we need to take on the challenges our Athletics Department will encounter in the next decade." Tony Dungy added: "I worked very closely with Fred on the Super Bowl effort, and I was very impressed with his vision, leadership and judgment. Indiana University has made an outstanding choice."

## Family

Glass and his wife, Barbara, who Fred met at an IU football game and graduated from IU in 1980, are the parents of four children and three grandchildren. They are Katie Askey, a 2008 IU Kelley School graduate and her husband Tom Askey, also a 2008 Kelley School graduate, and their daughters Betsy and Ellie; Joe, (Marquette University '10) a 2014 graduate of the Indiana University McKinney School of Law and his wife Emily (MacGill), a 2010 IU graduate and their daughter Lucy; Connor, a 2014 IU School of Journalism graduate; and George, (a 2017 Kelley School graduate). Fred, Barbara, Katie, Tom, Joe, Emily, Connor, and George are all life members of the IU Alumni Association.

## Engagement

Glass and his wife Barbara made a major gift will in support of the South End Zone Excellence Academy to the Bicentennial Capital Campaign which will establish the Glass Family Student-Athlete Leadership Suite. The gift also names a men's basketball locker in honor of lifelong Glass family friend Bob Clifford who passed away on May 11, 2016. A portion of the gift will also go to support scholarships for students who participate in intercollegiate athletics. Glass has twice had his head shaved to stand in solidarity with kids fighting cancer at a St. Baldrick's event in Indianapolis, raising over \$35,000 for the cause. In May 2012, Glass received the Distinguished Alumni Award from IU's Robert H. McKinney School of Law. In April 2010, Glass was presented the Trevor R. Brown Award by the students of the Indiana Daily Student and the Arbutus for his contributions to the experiences of student journalists. Glass has also received the Brebeuf Jesuit President's Medal in 2007; The St. Thomas More Society Man for All Seasons Award in 2006; the 2006 Spirit of Service Community Service Award from the Archdiocese of Indianapolis; the 2005 Charles L. Whistler Award from The Greater Indianapolis Progress Committee; the 2004 Fred McCashland


Outstanding Alumnus Award (Brebeuf Jesuit Preparatory School); and the National Catholic Education Association Distinguished Graduate Award (St. Thomas Aquinas School in Indianapolis) in 2003.

## 2016-2017 Highlights

- Men's swimming and diving won the program's 25th Big Ten title and first in eleven years. IU won 12 events, the program's most at the Big Ten Championships in 41 years.
- Men's track and field won the Big Ten Indoor Track and Field Championship, the program's first indoor conference title since 2012. IU won five Big Ten golds at the event.
- Football qualified for a bowl game for a second consecutive season for the first time in 26 years.
- Football beat Purdue to win the Old Oaken Bucket for a fourth straight year, tying for the longest win streak in the series program history (1944-47).
- Ray Looze was named 2016-17 Big Ten Coach of the Year for both men's and women's swimming becoming the first coach in conference history to repeat the honor in both men's and women's swimming.
- Ron Helmer was unanimously selected as Big Ten Coach of the Year for men's indoor track and field.
- Men's swimming and diving finished seventh at the NCAA Championships. This marked the program's best finish in 38 years and fifth top-10 finish in the last six years. Indiana's 229.5 points at the NCAA Championships were the most by a men's team in 42 years.
- Women's swimming and diving placed eighth at the NCAA Championships which marks the second best finish in program history.
- Sophomore Lilly King repeated as NCAA champion in both the 100 and 200 breaststroke, becoming the first swimmer or diver in Big Ten history to win four individual national titles. In the 200 breast, King set the American, NCAA, NCAA Meet, U.S. Open, IU Natatorium and IU records.
- With King's two individual NCAA championships in 2017, Indiana women's swimming and diving has won six titles over the last four seasons, which is the most prolific stretch of any Big Ten team in history. IU is also the first team in league history to win at least one national title in four-consecutive seasons.
- Rowing finished 12th at the 2017 NCAA Championships, marking the program's fourth consecutive top-15 finish. The team earned its fourth-straight NCAA bid, the longest such streak in program history.
- Baseball was selected to the NCAA Tournament for the fourth time in five years which marks the most tournament appearances of any Big Ten school in that time. Chris Lemonis became the first coach in program history to make two regionals in his first three seasons as head coach. IU has earned two at-large bids in program history, both in the last three seasons.
- Men's soccer qualified for the NCAA Tournament for a 30th straight season, the longest NCAA Tournament streak in college soccer. The Hoosiers went on to the Sweet 16 of the NCAA Tournament for a national record 34th time.
- Women's basketball won a school record 23 games in 2016-17 and qualified for postseason play for a second consecutive year and for the third time in four seasons.
- 50 All-Americans (up from 38 a year ago).
- 27 Individual Big Ten champions (up from 16 a year ago).
- 232 students from IU's varsity sports earned Academic All-Big Ten honors during the 2016-17 academic year.
- Lilly King (women's swimming) and Tegray Scales (football) were named IU's 2016-17 Athletes of the Year.
- Sydney Clute (track and field) and Rashard Fant (football) were the 2016-17 Spirit of Indiana Director's Award winners.
- 79 Big Ten Distinguished Scholars
- Lilly King (women's swimming) became the first woman in IU history to earn Big Ten Female Athlete of the Year honors.



# UNIVERSITY ADMINISTRATION



## MICHAEL A. McROBBIE - Indiana University's 18th President

Michael A. McRobbie became the 18th president of Indiana University on July 1, 2007. He joined IU in 1997 as vice president for information technology and chief information officer, and was appointed vice president for research in 2003. He was named interim provost and vice president for academic affairs for IU's

Bloomington campus in 2006, and became president the following year.

Under McRobbie's leadership, IU has seen a major expansion in the size and quality of its student body; a large-scale academic restructuring, during which eight schools have been newly established or reconfigured; a reinvention of the global partnerships that support the university's international academic and educational programs; the construction or renovation of more than 70 major new facilities across all campuses with a total value of over \$2 billion; the completion of the \$1.1 billion "Matching the Promise" endowment campaign at IU Bloomington and the \$1.39 billion "IMPACT" campaign on the Indianapolis campus; and the launch of the \$2.5 billion "For All: The Indiana University Bicentennial Campaign."

McRobbie also oversaw the development of The Bicentennial Strategic Plan for Indiana University, a sweeping set of strategic initiatives that guide the university's work across all campuses in the years leading to Indiana University's 200th anniversary in 2020. The plan provides a roadmap for IU's efforts to remain among the best public research universities by redoubling its commitment in key areas associated with student success, faculty development, research, economic development, international engagement and the health of Indiana residents.

McRobbie also holds faculty appointments in computer science, philosophy, cognitive science, informatics, library and information science, and computer technology, and has been an active researcher in information technology and logic over his career. He has been the principal investigator on several major grants, has published a number of books, many articles, and has served on numerous editorial boards and conference committees.

In addition to his duties as president, McRobbie serves on a number of outside committees and organizations. He is a member of the Council on Foreign Relations, an independent, nonpartisan membership organization, think tank and publisher specializing in U.S. foreign policy and international affairs. He co-chairs the National Academies of Science, Engineering and Medicine's Committee on the Future of Voting: Accessible, Reliable, Verifiable Technology. He serves on the board of directors of the OneAmerica insurance company, based in Indianapolis, and is a former chair of the

Board of Trustees of Internet2, the nation's leading research and education network.

A native of Australia, McRobbie received a Ph.D. from the Australian National University in 1979, and has honorary doctorates from the University of Queensland (2007); Sung Kyun Kwan University in Korea (2008); the Australian National University (2010); the South East European University in Macedonia (2011), which IU helped found; and Griffith University in Australia (2014).

In 2010, he was made an Officer of the Order of Australia, Australia's national honors system. He is also an honorary fellow of the Australian Academy of Humanities.

In 2012, he became the first sitting IU president to be elected as a fellow of the American Academy of Arts and Sciences, one of the oldest and most prestigious honorary societies in the United States.

In 2014, McRobbie received the Anti-Defamation League's "Man of Achievement Award," which recognizes individuals who have demonstrated exceptional commitment to community, justice and equal opportunity for all.

In 2015, the Australian National University honored him as Alumnus of the Year.

In 2016, McRobbie was selected to receive the International Center's International Citizen of the Year Award, which honors those who have made outstanding contributions to the globalization of Indiana.

## INDIANA UNIVERSITY BOARD OF TRUSTEES



MaryEllen Kiley Bishop



Quinn Buckner



Philip N. Eskew, Jr.



Harry L. Gonso



Michael J. Mirro



James T. Morris



Patrick A. Shoulters



Melanie S. Walker



Zachary Arnold



# COMPLIANCE

Indiana University is extremely proud of the performance of its athletics teams both in competition and in the classroom. While our student-athletes are extremely talented, they would not reach their full potential without the encouragement and support that Hoosier fans bring to every event. We thank you for your consistent display of commitment and support for our IU student-athletes, coaches, and staff.

Please be aware that many fans may meet the NCAA's definition of a representative of IU's athletics interests (commonly known as a "booster"). Although the rulebook is complex, boosters, university personnel, and student-athletes are also expected to abide by NCAA, Big Ten Conference, and institutional rules and regulations. While being a booster has certain privileges, these privileges do not extend to those duties specifically reserved for IU coaches and staff. Any violation of NCAA, Big Ten Conference, or Indiana University rules, no matter the size or scope, could affect a student-athlete's eligibility or Indiana University's status with the NCAA.

Please remember that all matters regarding the recruitment of prospective student-athletes should be left to Indiana coaching staffs and athletics department personnel. Contacting prospective student-athletes, their families, coaches, and/or other individuals associated with a prospective student-athlete about his/her recruitment or future collegiate enrollment at IU is strictly prohibited. This includes, but is not limited to, contacting prospective student-athletes in person, on the phone, through email, and via any social media site. If there is a prospective student-athlete that you would like to see wearing the cream and crimson in the future, please recommend that particular individual to the Indiana University Athletics Department.

In addition to the restrictions on contacting prospective student-athletes, NCAA rules also regulate the types of benefits student-athletes may receive. Beyond the allowable benefits provided to student-athletes by IU, the Big Ten Conference, or the NCAA, student-athletes may only receive benefits that are readily available to the general public or otherwise available to the student body. The NCAA defines "extra benefits" as any benefit that is provided based on a student-athlete's status or notoriety. Extra benefits include, but are not limited to, free or reduced price goods or services such as: meals, rent, transportation, and entertainment. Should you wish to provide a gift, item, or service to an IU student-athlete that is not available to the general public, please be sure to first check with the IU Office of Compliance Services.

Finally, NCAA rules prohibit any member of the IU athletics staff from commenting publicly about any prospective student-athlete being recruited by our institution, other than to confirm the prospect's recruitment. Indiana is prohibited from publicizing recruiting visits made to our campus by prospects, or otherwise making those prospects available for interviews or media comments while they are meeting with our coaches and touring campus. Only after a prospective student-athlete makes an official commitment to IU by signing a National Letter of Intent (NLI) or an offer of athletics aid, may the university comment publicly on the recruitment. Publicity includes verbal comments, social media posts, or any other form of public comment.

The Athletics Department would like to thank you for supporting our student-athletes. Much of our success is due to you, our friends and fans. If you have any questions about these or other NCAA rules, please contact a member of our compliance staff ([iucomply@indiana.edu](mailto:iucomply@indiana.edu)) or visit our website at: [www.iuhoosiers.com/compliance](http://www.iuhoosiers.com/compliance). Thank you for helping Indiana University play by the rules!

**PLEASE HELP IU COMPLY WITH NCAA RULES BY NOT DISTRIBUTING OR REDISTRIBUTING THIS MEDIA GUIDE TO PROSPECTIVE STUDENT-ATHLETES, THEIR FAMILIES OR THEIR COACHES.**



# MEDIA INFORMATION



**J.D. Campbell**



**Jeff Keag**



**Greg Kincaid**



**Nate Wiechers**



**Jeremy Rosenthal**



**Caitlin Davis**



**Scott Burns**



**Megan Kramer**



**Craig Bisacre**



**Nick Reith**



**Charlie Duffy**

## MEDIA RELATIONS CONTACTS

Senior assistant athletic director for media relations and football contact Jeff Keag and assistant media relations director Greg Kincaid handle all media requests for the Indiana football program.

## MEMORIAL STADIUM PRESS BOX

All working media, with the exception of network television and student radio, will be located on the fifth floor of the press box, located on the West side of Memorial Stadium.

Television stations and photographers, other than the network stations, must shoot all game footage from the sidelines. Space cannot be made available for television stations or photographers to shoot from the press box during games. However, spaces are available for talent to watch the game on the fifth floor as is available. Network

television is located on the seventh level of the press box.

Level five and level seven can be accessed via the elevator located on the West side of Memorial Stadium. Meals and refreshments are served on game day.

## CREDENTIALS

Working credentials for the 2017 Indiana football season must be requested via the web. Please do not send faxes, letters or e-mails. To request credentials visit IUHoosiers.com and click on the Media Services link under "Inside Athletics." A link to apply for football credentials will be at the top of the page. All media outlets must make their requests online.

Credentials will be mailed to the address you provide. To guarantee that your credential is mailed to you, your request should be made 10 days prior to the game.

## IU MEDIA RELATIONS CONTACT INFO

Phone: 812-855-9399; Fax: 812-855-9401

Web: IUHoosiers.com

Address: Assembly Hall

1001 E. 17th St.

Bloomington, IN 47408

### Senior Assistant Athletic Director

J.D. Campbell - jc56@indiana.edu  
(Men's Basketball Contact)  
812-855-9794 (office); 812-322-1437 (cell)

### Senior Assistant Athletic Director

Jeff Keag - jkeag@indiana.edu  
(Football)  
812-855-6209 (o); 812-219-2925 (c)

### Associate Director

Nate Wiechers - nwiecher@indiana.edu  
(Secondary Men's Basketball, Men's Golf, Rowing)  
812-856-0146 (o); 812-345-1991 (c)

### Assistant Directors

Greg Kincaid - grkinca@indiana.edu  
(Secondary Football, Baseball)  
812-855-4770 (o); 786-972-1299 (c)

Jeremy Rosenthal - jr359@indiana.edu  
(Volleyball, M/W Tennis)  
812-856-0948 (o); 765-586-6624 (c)

Caitlin Davis - davis288@indiana.edu  
(Women's Soccer, Softball)  
812-856-0231 (o); 317-690-0086 (c)

Scott Burns - sctburns@indiana.edu  
(Men's Soccer, M/W Swimming & Diving)  
812-856-2939 (o); 812-322-5285 (c)

Megan Kramer - mkramer@indiana.edu  
(Women's Basketball, Women's Golf)  
812-856-4053 (o); 812-322-5285 (c)

### Staff Assistants

Nick Reith - nbreith@indiana.edu  
(Field Hockey, Wrestling, Water Polo)  
812-855-9399 (o); 317-371-6079 (c)

Charlie Duffy - csduffy@indiana.edu  
(M/W Cross Country, M/W Track & Field)  
812-855-9399 (o); 317-490-3262 (c)

### Photographer

Craig Bisacre - cbisacre@iu.edu  
812-856-4415 (office)



# MEDIA INFORMATION

All requests made during the week of the game will be held at media will call, which is located at Ticket Booth No. 3 on the West side of Memorial Stadium. Media will call open three hours prior to kickoff.

## PHOTOGRAPHERS

All photographers working on the field must display a photo armband at all times. Armbands can be picked up at Ticket Booth No. 3 located on the West side of Memorial Stadium, Ticket Booth No. 3 opens three hours prior to kickoff.

A photographer's room is located in Room E006 underneath the East stands of Memorial Stadium. Entrance to the photo room may be accessed through the glass doors at the Northeast corner of the field.

Flip cards, wireless internet, food and refreshments will be provided in Room E006.

No tripods are permitted on the field at any time. This includes monopods that are utilized to sit on during games. Monopods attached to cameras are permissible.

## SIDELINE ACCESS

Only members of the media displaying armbands will have access to the sidelines. Sideline access is generally limited to television and still photographers. Photographers may only shoot between the 25-yard line and the end zone on all corners of the field behind the striped yellow line. Entry to the bench areas is prohibited. Photographers may pass through the restricted bench areas (between the 25-yard lines) by using the first rows of the stands on the East and West sides of Memorial Stadium. We ask that you continue moving through the stands without stopping.

## LIMIT LINES

No person outside the team area shall be inside the limit lines, with the exception of cameras under the supervision of network television partners.

## MEDIA PARKING

We ask the media to enter through Gates 10 or 11 (Purple Lot) or Gate 12 (Green Lot) off the State Road 45/46 Bypass. A parking pass will be mailed with your credential and is necessary to enter the lot.

## SATELLITE TRUCK PARKING

For news organizations sending a satellite truck to cover a game at Memorial Stadium it is best to enter through Gate 5. Satellite trucks will be allowed to park outside the South End Zone construction area.

Please contact Jeff Keag if you are bringing a satellite truck.

## RADIO STATIONS

The fifth level of the Memorial Stadium press box contains two radio booths. One is reserved for the Indiana University Radio Network and the other is reserved for the commercial carrier of the opposing team as designated by the opposition's media relations department. Phone lines have already been installed for the opposition's commercial radio station.

The roof of the press box is the location for both Indiana University's and visiting teams student radio stations. Student radio stations must make arrangements to have phone lines

installed at their own expense prior to the game. The Memorial Stadium press box can accommodate no more than four radio stations providing live broadcasts for the game.

## MEDIA HOSPITALITY

Food and refreshments are provided on game day in the press box.

## TELEPHONE LINES

Media outlets must make their own arrangements for telephone lines. If you are looking to order a telephone line, please contact Jeff Keag.

## WIRELESS ACCESS

Wireless Internet access is available in the Memorial Stadium press box. A username, password and directions explaining how to use our wireless service will be available in the game day packet located at your press box seat. If you have any questions or need an additional sheet, please contact a member of the media relations staff, who will be seated in the back row of the press box directly outside the elevator.

## SCOUT CREDENTIALS

Credentials are available for professional scouts upon request. Scouts can send requests directly to Jeff Keag or by visiting IUHoosiers.com and clicking on the media services link under "Inside Athletics." A link to apply for credentials will be at the top of the page.

We ask scouts to enter through Gates 10 or 11 (Purple Lot) or Gate 12 (Green Lot) off the State Road 45/46 Bypass. A parking pass will be mailed with your credential and is necessary to enter the lot.

## ALLEN PRESS CONFERENCE

Indiana head coach Tom Allen will hold his weekly press conference every Monday during the regular season at 11 a.m. ET in the Henke Hall of Champions. Live streaming of the press conference will be made available on IUHoosiers.com. Associate head coach Mike DeBord and selected players will be available along with Coach Allen. Lunch will be provided.

## ALLEN RADIO SHOW

Inside IU Football with Tom Allen will air live every Wednesday throughout the season at 7:05 p.m. and is hosted by the Voice of the Hoosiers, Don Fischer, at the Bloomington Holiday Inn.

## PRACTICE SCHEDULE

The Indiana football team will practice on Sunday, Tuesday-Thursday, and Friday. Practices are closed to the media. The team is off on Monday.

Selected players and associate head coach Mike DeBord will be available at Coach Allen's press conference on Monday. Selected players and assistant coaches will be available following Tuesday's practice. Please submit special interview requests 24 hours prior to practice.

Practices will run from approximately 8:45-11 a.m. ET. Coaches and players will be available in the Team Room in the North End Zone complex for post-practice interviews.

Players and coaches made available at Monday's press conference will not be available following Tuesday's practice.

## STAFF INTERVIEW REQUESTS

All coaching staff interview requests should be directed to Jeff Keag. Coach Allen will be available at his weekly press conference on Mondays and the Big Ten Teleconference on Tuesdays. For teleconference information, please contact Adam Augustine at the Big Ten Office by phone, 847-696-1010.

Requests for post-practice interviews should be made at least 24 hours in advance and should be made through Keag. Interview requests for Wednesday-Friday will be considered special requests and may not be able to be accommodated.

## PLAYER INTERVIEW REQUESTS

All player interview requests should be directed to Jeff Keag. Requests for post-practice interviews should be made at least 24 hours in advance. Interview requests for Wednesday-Friday will be considered special requests and may not be able to be accommodated.

Personal phone numbers will not be made available to media and players have been instructed not to conduct interviews without prior approval from the media relations staff.

Please contact Keag if you would like to contact players family members.

## POST-GAME INTERVIEW POLICY

The Indiana locker room is closed after home and road games. A media relations staffer will collect all player requests in the press box approximately midway through the fourth quarter. Requested players will be available in the weight room of the North End Zone complex immediately following Coach Allen's post-game press conference.

Coach Allen will be available in the team auditorium of the North End Zone facility following his post-game radio duties.

Post-game interviews on the road will be held in accordance with the host school's procedures.

## FOLLOW THE HOOSIERS

IUHoosiers.com is the official web site of the Indiana football program. You can also follow the program on Twitter and Instagram (@HoosierFootball), Facebook (facebook.com/hoosierfootball) and Snapchat (HoosierFBSnap). Head coach Tom Allen is on Twitter (@CoachAllenIU) and Facebook (facebook.com/coachallenIU).

These are the best and most efficient sources for media wishing to receive updated information on IU football, including game notes, updated player information and statistics. Transcripts and audio of Coach Allen's weekly press conference and all home post-game press conferences will be posted on the web site shortly following their conclusions.

## COLLEGEPRESSBOX.COM

Collegepressbox.com is the official media web site for Big Ten Conference football. Access and download weekly game notes, quotes, statistics, media guides, head shots, logos and more for the conference and each of its member schools. Login information will be distributed to accredited media or you can apply for a password by sending an e-mail to: password@collegepressbox.com.

# IU RADIO NETWORK



Indiana University's football program receives some of the most extensive media coverage in the country. Learfield Communications holds the exclusive rights as IU's official radio outlet.

Headquartered in Jefferson City, Mo., Learfield Communications owns the multimedia rights to nearly 100 collegiate properties throughout the country in addition to the Big Ten Conference.

For 45 years, Learfield has excelled in administering the multimedia rights for a host of reputable colleges and universities. It provides exclusive sports programming to close to 1,200 radio stations throughout the country. Learfield's strategic affiliation with Team Services, LLC, also affords its partners a distinct advantage in the areas of venue consulting, naming rights and market research.



## DON FISCHER

This marks the 45th year that Don Fischer has been the radio play-by-play "voice" of Indiana University football and men's basketball games. The past 30 years, Fischer has worked as an independent contractor and is currently serving the Indiana University Radio Network owned by Learfield Communications out of Jefferson City, Mo.

In addition to broadcasting the games, Fischer hosts the weekly coaches radio talk shows for both the football and men's basketball

programs and has a daily show, Monday through Friday, from September through March. The daily show is called "IU Sports Today" and is syndicated throughout the state of Indiana. Fischer also offers stations a weekly talk show about IU football and basketball that airs in several markets around the state during the school year.

Fischer does freelance sportscasting, which for the past 23 years has included being the preseason television voice of the Indianapolis Colts.

During his 44 years with IU, Fischer has been named Indiana Sportscaster of the Year 28 times by two different organizations. The National Sportscasters and Sportswriters Association has awarded him 24 times, while the Indiana Sportswriters and Sportscasters Association has named him its honoree four times.

In October of 2010, Fischer was one of eight inductees into the Indiana Broadcast Pioneers Richard M. Fairbanks Hall of Fame. The Indiana Sportswriters and Sportscasters Association (ISSA) inducted Fischer into the ISSA Hall of Fame in 2004.

He has won several awards for best play-by-play performance, and he has been honored by Indiana University with the J.W. Bill Orwig Medal, that goes to non-alumni for distinguished service to the University.

Fischer also has been named an Honorary "I" Man. In addition, the City of Indianapolis, and the State of Indiana have each honored Fischer with a special "Recognition Day" for his service and abilities as the play-by-play broadcaster for IU.

He has broadcast nearly 1,900 Indiana University games - a total that includes eight bowl games, four NCAA basketball championship games and two N.I.T. championship games.

From 1973 through 1987, he worked for ABC Radio, Canada's CBC and several additional major market radio stations, including WIRE in Indianapolis, as their source for reports during the month of May coverage of the Indianapolis 500. During that period, Fischer also served WIRE and Network Indiana, a statewide news network, as their sports director.

A native of Rochelle, Ill., Fischer has been in the radio business for 50 years. His previous broadcast experience includes stops in Butte, Mont.; Ottawa, Ill.; Springfield, Ill.; and Terre Haute, Ind.

Fischer has four sons and 11 grandchildren. Don and his wife, Susy, reside in Greenwood, Ind.



## BUCK SUHR

Buck Suhr rejoined the Indiana University Football Radio Network as color commentator in 2010. Suhr, who served in the same capacity from 1997-2001, reunited with the Voice of the Hoosiers, Don Fischer, and Joe Smith (pre-game, post-game and halftime).

Suhr was a member of the Hoosier football program for 18 years as a running backs coach and administrator. He spent 12 seasons (1984-95) as running backs coach under IU's all-time winningest coach, Bill Mallory.

After his stint as a coach, where he tutored All-America selections Anthony Thompson and Vaughn Dunbar, Suhr was named administrative assistant to the head coach and athletic director from 1996-2001.

As running backs coach, Suhr helped direct one of the nation's most productive rushing attacks. From 1984-95, the Hoosiers had three different 1,000-yard rushers who topped that mark on six separate occasions. In 1988, the IU offense rushed for a then-school record 2,963 yards.

During his tenure, Suhr coached Thompson, the 1989 Heisman Trophy runner-up, along with Dunbar and Alex Smith, the 1994 UPI National Freshman of the Year.

Suhr and his wife, Jane, are the parents of one son, Errek, and the deceased Jenny Suhr. Errek played in 74 games and earned four letters as a guard for the IU men's basketball program from 2004-07.

They have four grandchildren: Addy, Hayden, Taylor and Mack.



## JOE SMITH

Joe Smith is in his 35th year with the IU Radio Network. He has handled pre-game, halftime, and post-game duties for Indiana football and men's basketball since 1983.

Smith, the sports director of WGCL-AM 1370 in Bloomington, is in his 49th year of radio broadcasting in Bloomington. He began his broadcasting career in 1969 at WAIK Radio in Galesburg, Ill. From 1973-89, Smith worked on "RFD-4 Agri-Business Show" on WTTV-4 with the late Bob Cook. In 1998, Smith was named Indiana Sportscaster of the Year and in April 2003, he was inducted into the Indiana Sportswriters/Sportscasters Hall of Fame. Smith handled the IU TV Warmup Shows from 1978-82 and hosted several IU Coaches Shows from 1983-96 and again from 2002-04.

In June 2004, Smith received the J.W. Bill Orwig Medal that goes to non-alumni for distinguished service to the University.

Smith has two children, both of whom are Indiana University graduates. Jeff, currently resides in Brownsburg, Ind., with his wife, Kristen, and their sons, Jayden, Kaleb and Logan. Joe's daughter, Jamie, and her husband, Eric, currently reside in Bloomington with their son, Ethan and two daughters, Emerson and Carolina.

## RADIO AFFILIATES

Batesville - 103.9 WRBI-FM  
Bedford - 105.5 WQRK-FM  
Bloomington - 105.1 WHCC-FM  
Boonville - 1540 WBNL-AM  
Columbus - 102.9 WXCH-FM  
Evansville - 1400 WEOA-AM  
Evansville - 98.5 WEOA-FM  
Fort Wayne - 1250 WGL-AM  
Fort Wayne - 102.9 WGL-FM  
French Lick - 100.1 WFLQ-FM

Indianapolis - 1070 WFNI-AM  
Indianapolis - 107.5 WFNI-FM  
Jasper - 104.7 WITZ-FM  
Jeffersonville - 1450 WXVW-AM  
Kendallville - 1140 WAWK-AM  
Kendallville - 95.5 WAWK-FM  
Kokomo - 1350 WIOU-AM  
Ligonier - 102.7 WLEG-FM  
Linton - 93.3 WQTY-FM  
Loogootee - 94.5 WRZR-FM

Louisville - 1450 WXVW-AM  
Madison - 1270 WXGO-AM  
Madison - 96.7 WORX-FM  
Marion - 1400 WBAT-AM  
Michigan City - 95.9 WEFM-FM  
Mount Vernon - 106.7 WYFX-FM  
Richmond - 930 WHON-AM  
Richmond - 101.7 WHON-FM  
Salem - 1220 WSLM-AM  
Salem - 97.9 WSLM-FM

Satellite Radio - Sirius XM  
Seymour - 92.7 WKKU-FM  
South Bend - 103.1 WHME-FM  
Tell City - 1230 WTCJ-AM  
Tell City - 91.5 WTCJ-FM  
Terre Haute - 104.9 WAXI-FM  
Vincennes - 92.1 WZDM-FM

**\* Affiliates Subject To Change**



NICK WESTBROOK

MARCELINO BALL

RICHARD LAGOW

TEGRAY SCALES

RASHARD FANT

JONATHAN CRAWFORD

# ALL-B1G HOOSIERS

# 2017 SCHEDULE



8.31  
OHIO STATE



9.9  
at Virginia



9.16  
FIU



9.23  
GEORGIA SOUTHERN



9.30  
at Penn State



10.14  
MICHIGAN



10.21  
at Michigan State



10.28  
at Maryland



11.4  
WISCONSIN



11.11  
at Illinois



11.18  
RUTGERS



11.25  
at Purdue

## BIG

12.2  
BIG CHAMPIONSHIP  
GAME