

2017 COLORADO FOOTBALL MEDIA GUIDE



Mike MacIntyre
2016 Consensus National Coach of the Year



CUBuffs.com

f /RunRalphieRun

@RunRalphieRun

IT'S TIME « TO » PLAY



NETWORKS



PAC-12.COM





BUFFALO BITS



Location: Boulder, Colo.
Elevation: 5,334 ft. (Folsom Field)
Elevation: 5,345 ft. (Coors Events Center)
Population: 102,500
Enrollment: 32,220
Founded: 1876
Nickname: Buffaloes
Colors: Silver, Gold & Black
Mascot: Ralphie V (live buffalo)
President: Bruce Benson (*Colorado '64*)
Chancellor: Dr. Philip DiStefano (*Ohio State '68*)
Provost: Russell L. Moore (*UC-Davis '76*)
Faculty Representative: Dr. Joe Jupille (*UC-Santa Barbara '92*)
Athletic Director: Rick George (*Illinois '82*)

Games Played (127 seasons): 1,225
All-Time Record: 695-494-36 (.582)
2016 Record: 10-4
Conference: Pac-12 (0 titles)
Year Joined: 2011
All-Time Record: 13-41 (six seasons)
2016 Record: 8-1 (1st/South)
Stadium: Folsom Field
Year Opened: 1924 (Oct. 11)
Turf: Natural Grass
Capacity: 50,183
Head Coach: Mike MacIntyre (*Georgia Tech '89*)
Record at CU: 20-31 (four seasons)
Career Record: 36-52 (seven seasons)
Press Luncheon: Tuesdays (11:30)
Interview Schedule (arrange through SID)

Associate AD/SID: David Plati
Office Telephone: 303/492-5626
FAX: 303/492-3811
Home: 303/494-0445
Cell: 303/944-7272
E-mail: david.plati@colorado.edu
Associate SID (co-Football): Jason Clay
E-mail: jason.clay@colorado.edu
Official CU Athletics Website: www.CUBuffs.com
CU Athletics on Twitter: @cubuffs, @RunRalphieRun
Mike MacIntyre on Twitter: @CoachMikeMac
University Telephone Numbers (303-):
 Switchboard: 492-1411
 Athletic Department: 492-7931
 Football Office: 492-5331
 Sports Medicine: 492-3801
 Ticket Office: 492-8337



THIS VERSION OF THE 2017 COLORADO MEDIA GUIDE IS NOT COMPLETE. FINISHED EDITION WILL BE ONLINE AT CUBUFFS.COM IN AUGUST.



2017 SCHEDULE



Date	Opponent	TV	Time (MT)	2016 Record	2017 Meeting (Last)	Series	(Last 10)
Sept. 1	Colorado State (Denver)	PAC12	6:00p	7-6	89th (2016)	64-22-2	(7-3)
SEPT. 9	TEXAS STATE	PAC12	12:00p	2-10	1st (.....)	0- 0-0	(.....)
SEPT. 16	NORTHERN COLORADO	PAC12	12:00p	6-5	12th (1934)	9- 2-0	(8-2)
SEPT. 23	● WASHINGTON	tba	TBA	12-2	17th (2016)	5-10-1	(3-7)
Sept. 30	● at UCLA	tba	TBA	4-8	13th (2016)	3- 9-0	(3-7)
OCT. 7	● ARIZONA (FW)	tba	TBA	3-9	20th (2016)	14- 5-0	(5-5)
Oct. 14	● at Oregon State	tba	TBA	4-8	10th (2016)	4- 5-0	(.....)
Oct. 21	● at Washington State	tba	TBA	8-5	11th (2016)	6- 4-0	(6-4)
OCT. 28	● CALIFORNIA (H)	tba	TBA	5-7	9th (2014)	3- 5-0	(.....)
Nov. 4	● at Arizona State	tba	TBA	5-7	9th (2016)	1- 7-0	(.....)
NOV. 11	● SOUTHERN CALIFORNIA	tba	TBA	10-3	12th (2016)	0-11-0	(0-10)
NOV. 25	● at Utah	tba	TBA	9-4	64th (2016)	32-28-3	(4-6)
Dec. 1	Pac-12 Championship Game	ESPN	TBA	(at Santa Clara, Calif.)			

OPEN WEEK: Nov. 18. Home team for CU-CSU: Colorado. ●—Pac-12 Conference game; (H)—Homecoming; (FW)—Family Weekend. tba—to be announced (games on the selection menu of ESPN-ABC/FOX Sports-FS1/Pac-12 Networks; most arrangements will be announced up to 12 days in advance). **RADIO:** All games broadcast locally on the Colorado Football Network. National radio games to be determined.





2017 ROAD HEADQUARTERS



Game	Dates	Hotel	Address	Telephone	Rate	* Min.
UCLA	Sept. 29-30	Hilton Los Angeles North	100 West Glenoaks Blvd., Glendale CA 91202	818/956-5466	\$139	15
Oregon State	Oct. 13-14	Hilton Eugene	66 E. 6th Avenue, Eugene OR 97401	800/937-6660	\$155	55
Washington State	Oct. 20-21	Red Lion Hotel Lewiston	621 21st Street, Lewiston ID 83501	208/799-1000	\$119	40
Arizona State	Nov. 3-4	Phoenix Airport Marriott	1101 N. 44th Street, Phoenix AZ 85008	602/273-7373	\$109	15
Utah	Nov. 24-25	Hilton Tucson East	7600 E. Broadway Blvd., Tucson AZ 85710	801/238-4814	\$124	10

(*—minutes from hotel to stadium with normal traffic.)

FUTURE SCHEDULES

The Pac-12 annually releases conference game schedules (dates and opponents) early in the fall, as league officials work with our television partners (ABC/ESPN, FOX/FOX Sports 1, Pac-12 Networks) on potential dates; however, the opponents each year are generally known.

2018

Sept. 1 Colorado State (Denver)
 Sept. 8 at Nebraska
 Sept. 15 **NEW HAMPSHIRE**
**PAC-12 HOME (5): ARIZONA STATE-OREGON STATE-
 UCLA-UTAH-WASH. ST.**
**PAC-12 ROAD (4): ARIZONA-CALIFORNIA-USC-
 WASHINGTON**

2019

Aug. 31 Colorado State (Denver)
 Sept. 7 **NEBRASKA**
 Sept. 14 **AIR FORCE**
PAC-12 HOME (4): ARIZONA-USC-TBA-TBA
PAC-12 ROAD (5): ARIZONA STATE-UCLA-UTAH-TBA

2020

Sept. 5 at Colorado State
 Sept. 12 **FRESNO STATE**
 Sept. 19 at Texas A & M
PAC-12 HOME (5): ARIZONA STATE—UCLA-UTAH-TBA-TBA
PAC-12 ROAD (4): ARIZONA-USC-TBA-TBA

2021

Sept. 4 **MASSACHUSETTS**
 Sept. 11 **TEXAS A&M**
 Sept. 18 **MINNESOTA**
**PAC-12 HOME (4): ARIZONA-OREGON STATE-USC-
 WASHINGTON**
**PAC-12 ROAD (5): ARIZONA STATE-CALIFORNIA-OREGON-
 UCLA-UTAH**

2016 RESULTS (10-4, 8-1 PAC-12)

Date	CU*	Opponent	Opp*	TV	Result	2016 Record
Sept. 2	NR	Colorado State (N; Denver)	NR	ESPN	W 44-7	7-6
SEPT. 10	RV	IDAHO STATE	NR	PACMT	W 56-7	2-9
Sept. 17	RV	at Michigan	4	BTN	L 28-45	10-3
Sept. 24	NR	✦ at Oregon	RV	PAC12	W 41-38	4-8
OCT. 1	RV	✦ OREGON STATE (FW)	NR	PAC12	W 47-6	4-8
Oct. 8	21	✦ at Southern California	RV	PAC12	L 17-21	10-3
OCT. 15	RV	✦ ARIZONA STATE (N; HC)	RV	PAC12	W 40-16	5-7
Oct. 22	RV	✦ at Stanford	RV	PAC12	W 10-5	10-3
NOV. 3	21	✦ UCLA (N)	NR	FS-1	W 20-10	4-8
Nov. 12	16	✦ at Arizona (N)	NR	FS-1	W 49-24	3-9
NOV. 19	12	✦ WASHINGTON STATE	20	FOX	W 38-24	8-5
NOV. 26	9	✦ UTAH (N)	21	FOX	W 27-22	9-4
Dec. 2	9	Washington (N)	4	FOX	L 10-41	12-2
Dec. 29	11	Oklahoma State (N; Alamo Bowl)	13	ESPN	L 8-38	10-3

(KEY: *—AP rank at time of game; ✦—Pac-12 Conference game; ◆—Pac-12 Championship game
N—Night game; HC—Homecoming; FW—Family Weekend.)

CREDITS

Copyright 2017©, University of Colorado Athletics. The 2017 Colorado Football Information Guide & Record Book was produced through the combined efforts of the Sports Information Office and Whirlwind Graphics. The guide was written, designed and edited by David Plati, CU associate athletic director, with assistance from associate SID Jason Clay; it also contains information developed through the years by past sports information directors Fred Casotti, Mike Moran, Steve Hatchell, Tim Simmons and John Claggett, as well as numerous assistant SIDs and student assistants. Photographers include Glenn Asakawa, Tim Benko, Bill Brittain, Chip Bromfield, Casey A. Cass, Getty Images, Michael Goldman (Folsom concert pictures), Cliff Grassmick, Brian Lewis, Ryan McKee/Clarkson & Assoc., Dan Madden, Hal Stoelze, Zemi Photography and several courtesy of NFL teams. Formatting, scanning and layout provided by Linda Hall of Whirlwind Graphics. Printed by Pioneer Press, Greeley, Colo. The University of Colorado at Boulder is an equal opportunity/affirmative action institution.

ON THE COVER: Assorted shots of CU head coach Mike MacIntyre, the consensus National Coach of the Year for the 2016 season.

PRONUNCIATION GUIDE

Coaches/Staff

ShaDON Brown (shuh-don)
 Darrin CHIAVERINI (shiv-ah-ree-knee)
 Darian HAGAN (hay-gun)

Players

Sam BENNION (ben-yun)
 Beau BISHARAT (bish-er-rot)
 Bryce BOBO (bo-bo)
 Jacob CALLIER (coll-ye-e-A)
 Curtis CHIAVERINI (shiv-ah-ree-knee)
JAVIER Edwards (ha-vee-air)
KABION ENTO (kay-be-on / N-toe)
 N.J. FALO (follow)
JASE FRANKE (*rhymes w/case*; frank-E)
 Alex FONTENOT (font-en-know)
 Tanner GRZESIEK (gress-ick)
 Aaron HAIGLER (Hague-ler)
TERRAN HASSELBACH (tare-run /
 hass-el-back)
 Trent HEADLEY (head-lee)
 URYAN Hudson (you-ryan)
 AKIL Jones (ah-keel)
 Anthony JULMISSE (joel-meese)
 Josh KAISER (ky-zer)
GERRAD KOUGH (jair-ed / coe)
AFOLABI LAGUDA (ah-foe-lobby /
 la-goo-duh)
 Tim LYNOTT (lynn-knot)
 Chance LYTLE (lie-tull; *hard T*)
 Tyler LYTLE (lie-dull; *soft T*)
 Michael MATHEWES (mathews)
 Ryan MOELLER (mole-er)
 Chris MULUMBA (muh-lum-buh)
 Sam NOYER (noy-er)
 Sebastian OLVER (ole-ver)
 Grant POLLEY (poly)
 Jared POPLAWSKI (pop-u-law-ski)
 Colby PURSELL (per-sell)
 Derrion RAKESTRAW (rake-straw)
TERRIEK Roberts (terr-reek)
JAISEN Sanchez (jy-son, as in tyson)
LAVISKA SHENAULT (lu-visk-uh shuh-nault)
 Dante SPARACO (spuh-rock-oh)
 James STEFANO (steff-ah-know)
 Brett TONZ (rhymes with bronze)
 Kyle TREGO (tree-go)
 Lyle TUILOMA (two-E-loma)
 Trey UDOFFIA (U-doe-fee-ah)
 Frank UMU (ooh-moo)
 Jonathan Van DIEST (*rhymes w/east*)
DANTE WIGLEY (don-tay wig-lee)
JUWANN Winfree (juh-juan)



HEAD COACH MIKE MACINTYRE



Mike MacIntyre is now in his fifth season as the head football coach at the University of Colorado, as he was named the 25th to the position in the school's history on December 10, 2012. He was hired at CU after leading San Jose State to its first 10-win season in 25 years; in his fourth year at CU, he led the Buffaloes to their first 10-win season in 15 seasons.

MacIntyre, 52, is 36-52 in seven seasons as a collegiate head coach, 20-31 in four at Colorado. Each of his four CU teams made gigantic strides, but his 2016 team (10-4) earned him eight National Coach of the Year honors from the *Associated Press*, Walter Camp, Bobby Dodd, ESPN/Home Depot, FWAA/Eddie Robinson, American Football Coaches Association (AFCA), SB Nation and Scout.com, as well as a finalist for the Bear Bryant and Maxwell Club awards. He also earned the AFCA Region 5 Coach of the Year honor and the group's inaugural Comeback Coach of the Year Award. The Colorado Sports Hall of Fame presented him with its "King of the Hill" honor for all sports within the state for 2016.

The 2016 Buffaloes tied with five others for the most improved in the nation overall (+5½) and the most improved all-time in Pac-12 Conference league games (+7). He also earned Pac-12 Coach of the Year honors as Colorado won the league's South Division with an 8-1 mark and earned its first appearance in the conference's championship game. The Buffaloes returned to the nation's Top 25 for the first time in 11 years, climbing as high as No. 9 in both the *Associated Press* and *USA Today/Coaches* polls (and No. 8 in the College Football Playoff Standings). The Buffs were ranked No. 10 in the CFP's final standings, and finished No. 15 in the coaches and No. 17 in the AP polls, the first time CU made the final rankings since 2002.

The team had been making significant improvement from one year to the next, most notably closing games stronger in 2016 than it had been after losing eight league games by one score over the 2014-15 seasons. In its sixth year in the Pac-12, the Buffs finally picked up their first wins over Arizona State, Oregon, Stanford and UCLA.

His second Buffalo team set over 100 offensive records and started to close the gap in talent and performance with their Pac-12 brethren despite a 2-10 record in 2014, and in 2015, it was the defense's turn, showing improvement by as many as 50 spots nationally in many major defensive areas as the team would finish 4-9. The biggest jump came in points allowed per game, slicing off 11.5 per from the previous year, the fifth-best improvement in all of Division I/FBS.

But that team, like the 2014 squad, had some struggles closing out many games, a typical sign of youth needing to develop. Those late game woes may have cost the Buffs four wins in each of the last two seasons, so signs that CU is pulling closer to even with their Pac-12 counterparts is evidenced at every turn.

In his first year in Boulder (2013), he guided the Buffaloes to a 4-8 record, matching the number of wins in the program for the previous two seasons. There was measured improvement across the board, as evidenced by the team improving in over two dozen statistical categories despite playing the nation's seventh toughest schedule, which included five 10-win teams.

With a 41-27 win over Colorado State in the '13 season opener, he became just the second head coach since 1932 at Colorado to win his first game, joining Rick Neuheisel in 1995 as the only pair to do so among the 15 different men to lead the program in that time frame. He also had to face the daunting task of rallying his team after a devastating flood hit Boulder, forcing the cancellation of a game, which led to two consecutive bye weeks after the Buffs started out 2-0.

The team improved in 29 major statistical categories, in most cases rather dramatically, and set a record for the fewest fumbles in a season with just 14 while reducing penalties dramatically (ending the season with just 10 over the final four games, a 50-year program low). His second CU team broke that fumbles mark with just 12.

He coached San Jose State to a 10-2 record in 2012, with a final regular season ranking of No. 24 in the *Associated Press* and *USA Today/ESPN Coaches* polls as well as in the final BCS Standings. The Spartans earned a berth in the Military Bowl where it defeated Bowling Green, 29-20, and finished No. 21 in the national polls (the win, per NCAA policy, is not credited to him since he did not coach SJSU in the bowl).

For his accomplishments at San





Jose, he was the recipient of the 2012 Fellowship of Christian Athletes National Coach of the Year. The award is presented to a coach who exemplifies Christian principles and who is involved in the FCA, in addition to success and performance of that coach's team.

He assumed the SJSU position in December 2009, compiling a 16-21 record with the Spartans; he took over a team that had gone 2-10 in 2009, but began instilling a different culture despite a 1-12 record his first season in San Jose. His second Spartan team went 5-7, but closed the year with thrilling wins over Navy and Fresno State. His SJSU teams thus won 12 of his last 14 games there.

San Jose State's most impressive wins in his final year there came over San Diego State, Navy, BYU and Louisiana Tech, teams that otherwise combined to go 30-12 in 2012. Tech in particular was an offensive powerhouse (led the nation in scoring, second in total offense and fourth in passing), but their coaches felt MacIntyre and his staff put together the best plan to disrupt its high-octane offense of any of its opponents, including Texas A&M. The only losses were to Stanford (20-17 in the season opener, as the Cardinal won on a fourth quarter field goal) and to Utah State.


The 2012 season under MacIntyre is one of the best in San Jose State's nearly 120-year football history. In recording their first 10-win season since 1987, the Spartans did it with a highly-productive offense that scored 423 points, a defense that ranked among the national leaders in many statistical categories and reliable special teams.



His third Spartan team saw a school-record 16 SJSU players earn All-Western Athletic Conference honors, which came in a year that 36 school and conference records either were tied or broken.

MacIntyre's San Jose State teams performed in the classroom as well. In 2011, the school had a record number of Academic All-WAC team members – 13 – while defensive end Travis Johnson became the Spartans' first player in 30 years to get Academic All-America recognition. In addition, San Jose State's Academic Progress Rate (APR) score was 981, second best in the WAC.

Before his 2010 head coaching debut, MacIntyre instituted a comprehensive recruiting plan and initiated a "Summer Bridge" program for his first recruiting class to provide his newcomers a smooth transition into life as a college football player (he installed the same program at Colorado). Facing five nationally-ranked teams early in the season, the Spartans rebuilt themselves repeatedly, and were positioned late for victory in four of their final five games before finishing with a 1-12 record.



MacIntyre as a senior at Georgia Tech (1989)

Mike MacIntyre Year-By-Year Coaching Record

Season	School	Overall					Pac-12 Conference					Finish/Conf.
		W	L	Pct.	Pts	Opp	W	L	Pct.	Pts	Opp	
2010	San Jose State.....	1	12	.077	209	451	0	8	.000	160	295	9th/Western Athletic
2011	San Jose State.....	5	7	.417	294	364	3	4	.429	193	196	t-4th/Western Athletic
2012	San Jose State.....	10	2	.833	423	257	5	1	.833	251	156	t-1st/Western Athletic
2013	Colorado.....	4	8	.333	305	459	1	8	.111	183	398	6th/Pac-12 South
2014	Colorado.....	2	10	.167	342	468	0	9	.000	263	387	6th/Pac-12 South
2015	Colorado.....	4	9	.308	320	357	1	8	.111	177	291	6th/Pac-12 South
2016	Colorado.....	10	4	.714	435	304	8	1	.889	289	166	1st/Pac-12 South
Colorado Totals		20	31	.392	1402	1588	10	26	.278	912	1242	
Career Totals		36	52	.409	2328	2660	18	39	.316	1516	1889	

As a graduate assistant at Georgia (SEC, 2 seasons, 1990-91)..... 14-9 1 bowl game (1-0)
 As an assistant at Davidson (1 season, 1992)..... 5-5
 As an assistant at UT-Martin (OVC, 4 seasons, 1993-96)..... 17-27
 As an assistant at Temple (Big East, 2 seasons, 1997-98)..... 5-17
 As an assistant at Mississippi (SEC, 4 seasons, 1999-2002)..... 31-20 3 bowl games (2-1)
 As an assistant at Dallas (NFL, 4 seasons, 2003-06)..... 34-32 2 playoff appearances (0-2)
 As an assistant at New York Jets (NFL, 1 season, 2007)..... 4-12
 As an assistant at Duke (ACC, 2 seasons, 2008-09)..... 9-15



Under MacIntyre, the 2011 Spartans produced the fourth-best turnaround in their football history with a 4½-game improvement, exhibiting resiliency and resourcefulness to find a winning way: four of the team's five wins came in the game's final minute. The opportunistic Spartans were the co-national leaders with 20 fumble recoveries, tied for fourth in turnovers gained (33), were disciplined as the second least penalized team in the Football Bowl Subdivision and ranked in the top 25 in passing offense (23rd) for the first time in eight years.

After the season, San Jose State was so pleased with the direction of the program that they extended MacIntyre's contract through 2017.

A veteran coach of 25 seasons, MacIntyre arrived at San Jose State after two years as the defensive coordinator at Duke University, where he was reunited with head coach David Cutcliffe from earlier in his coaching days. Those Blue Devil defenses were among Duke's best statistically over a 20-year span, and in 2009, Duke's five wins were the most in a season by the Blue Devils since 1994. The American Football Coaches Association (AFCA) named him its 2009 FBS Assistant Coach of the Year.

Prior to returning to college ball, MacIntyre spent five seasons in the National Football League with the New York Jets (2007) and Dallas Cowboys (2003-06) coaching defensive backs. Working for legendary coach Bill Parcells, the Cowboys returned to the NFL playoffs in 2003 and again in 2006 after missing out on postseason competition during the 2000 through 2002 seasons.

MacIntyre has coached on both sides of the line, spending four years at Ole Miss (1999-2002) where he started as the wide receivers coach for two seasons and the defensive secondary coach in his final two years. The Rebels posted a 29-19 record in that time with bowl appearances in the 1999 and 2002 Independence Bowls and the 2000 Music City Bowl. The 2001 Rebels ranked fifth nationally in pass defense, allowing just 161.3 yards per game.

At Mississippi, among his recruits were two high profile student-athletes that one could sign to letters-of-intent, quarterback Eli Manning and linebacker Patrick Willis. And along his coaching trail, he has mentored many current and former NFL players including recently retired former Dallas and Cincinnati safety Roy Williams, a five-time Pro Bowl player. At Dallas, he also tutored Terrence Newman, the former



"Mac" in pregame warm-ups prior to a Dallas Cowboys game in 2005

MIKE MacINTYRE Year-By-Year at San Jose State (2010-12)

(ranks listed are Associated Press)

2010 (1-12; 0-8 *WAC)

Date	Rank	Opponent (Rank)	Result
S 4	—	at Alabama (1)	L 3-48
S 11	—	at Wisconsin (11)	L 14-27
S 18	—	SOUTHERN UTAH	W 16-11
S 25	—	at Utah (13)	L 3-56
O 2	—	UC-DAVIS	L 13-14
O 9	—	at Nevada (21)	L 13-35
O 16	—	*BOISE STATE (3)	L 0-48
O 23	—	*FRESNO STATE	L 18-33
O 30	—	*at New Mexico State	L 27-29
N 13	—	*UTAH STATE	L 34-38
N 20	—	*at Hawai'i	L 7-41
N 27	—	*LOUISIANA TECH	L 38-45
D 4	—	*at Idaho (OT)	L 23-26

2011 (5-7; 3-4 *WAC)

Date	Rank	Opponent (Rank)	Result
S 3	—	at Stanford (7)	L 3-57
S 10	—	at UCLA	L 17-27
S 17	—	*NEVADA	L 14-17
S 24	—	*NEW MEXICO STATE	W 34-24
O 1	—	at Colorado State	W 38-31
O 8	—	at Brigham Young	L 16-29
O 14	—	*HAWAII	W 28-27
O 29	—	*at Louisiana Tech	L 28-38
N 5	—	*IDAHO	L 29-32
N 12	—	*at Utah State	L 33-34
N 19	—	*NAVY	W 27-24
N 26	—	*at Fresno State	W 27-24

2012 (11-2; 5-1 *WAC)

Date	Rank	Opponent (Rank)	Result
A 31	—	at Stanford (21)	L 17-20
S 8	—	UC-DAVIS	W 48-13
S 15	—	COLORADO STATE	W 40-20
S 22	—	at San Diego State	W 38-34
S 29	—	at Navy	W 12- 0
O 13	—	*UTAH STATE	L 27-49
O 20	—	*at UT-San Antonio	W 52-24
O 27	—	*TEXAS STATE	W 31-20
N 3	—	*at Idaho	W 42-13
N 10	—	*at New Mexico State	W 47- 7
N 17	—	BRIGHAM YOUNG	W 20-14
N 24	—	*LOUISIANA TECH	W 52-43
#Military Bowl			
D 27	24	Bowling Green	W 29-20

#—does not count in MacIntyre record (did not coach team in bowl).



Kansas State cornerback who longtime CU fans certainly remember.


He began his coaching career as a graduate assistant at the University of Georgia, working two years (1990-91) in that capacity. He then coached one year as the defensive coordinator at Davidson (1992), four years at Tennessee Martin (1993-96) and two seasons at Temple (1997-98); while with the Owls, he coached under former CU assistant coach Ron Dickerson and then Bobby Wallace, and in '98 helped coach Temple to a 28-24 upset of No. 14 Virginia Tech. He then joined Cutcliffe's staff at Ole Miss the following season.

A 1989 graduate of Georgia Tech, he lettered twice (1987-88) at free safety and punt returner for legendary head coach Bobby Ross. Prior to becoming a Yellow Jacket, MacIntyre played two seasons (1984-85) at Vanderbilt for his father, George, the head coach of the Commodores from 1979-85. The elder MacIntyre, who passed away in January 2016 at the age of 76, was the national coach of the year in 1982 when Vandy beat Alabama on its way to an 8-4 record. It was very special to Mike MacIntyre that he was able to earn the Bobby Dodd Award for 2016 that his father won in 1982.

MacIntyre earned a bachelor's degree in Business Management from Georgia Tech and his master's in Education with an emphasis on Sports Management from Georgia in 1991.

He originally agreed to a five-year deal with an annual salary of \$2 million plus incentives (January 1, 2013 through December 31, 2017); in February 2014, CU's Board of Regents approved a one-year extension through the end of 2018. He was extended three more seasons through 2021 in January 2017, with his total package over the five years increased to \$16.25 million.

He was born George Michael MacIntyre on March 14, 1965, in Miami, Fla., and is married to the former Trisha Rowan; the couple has three children, Jennifer, Jay and Jonston; Jay is a junior wide receiver on the CU football team. As previously stated, he is very active with the Fellowship of Christian Athletes as well as being an AFCA/Jason Foundation Ambassador, assisting the organization in spreading awareness of the problem of youth suicide.





WHAT THEY SAID ABOUT MIKE MACINTYRE

ELI MANNING, New York Giants Quarterback

MacIntyre recruited Manning to Mississippi while on the Rebels' staff.

"As good a coach as Mike MacIntyre is, he is an even better person. He recruited me to Ole Miss with a little help from my mother and father, and I was fortunate enough to work with him on both sides of the ball.

"He coached our wide receivers my freshman year, so I worked closely with him on our passing game, and then for the next two years I got to throw against his secondary every day in practice when he coached the defensive backs, which was invaluable in my preparation.

"He's a great coach and a great recruiter, and he will not be outworked. I wish Mike all the best at CU."

PATRICK WILLIS, San Francisco 49ers Linebacker

MacIntyre recruited Willis to Mississippi while on the Rebels' staff.

"Coach MacIntyre is a great guy, a guy who knows how to recruit. A guy who knows how to get guys to play, get guys on one accord. He proved that at San Jose State this year, leading them to a great season. I'm really happy for him and I wish him the best of luck at Colorado."

DAVID CUTCLIFFE, Duke Head Football Coach

MacIntyre worked for Cutcliffe at both Mississippi and Duke.

"Congratulations to Coach MacIntyre and his family – the University of Colorado has hired an excellent coach and an even finer man.

"Obviously our history together runs deep, and I couldn't be happier for him, Trisha and their children. Plain and simple, Coach MacIntyre knows how to coach the game of football. It's in his blood. He understands the importance of the well-rounded student-athlete as well as the football program's place in the community.

"His success in three years at San Jose State is well-documented and his work as an assistant coach on both the collegiate and professional levels speaks for itself. But on top of all of his coaching excellence – and there is a great deal of that – Coach MacIntyre is a tremendous person."

MARV SUNDERLAND, Tennessee Titans Scout

MacIntyre worked with Sunderland when both were with the New York Jets

"He's highly organized, a very good teacher, and a disciplinarian, but not in a nasty way, he commands it through respect. He's a very people-oriented type of person who will be a great recruiter for the University of Colorado. This man is a class guy."

DUKE IHENACHO, Former Denver Bronco Defensive Back

MacIntyre coached Ihenacho at San Jose State

"That's my guy, Coach Mac. I'm trying to get him to the scrimmage tomorrow, but I'm not sure how busy he is. CU has a good coach. They have a very passionate coach obviously. I think they got somebody that cares for the players and cares about the program. I can't say [anything] but nice things and great things about Coach Mac because I played under him and he benefitted me. Coach Mac is a great guy and he is going to get that program on the right track."





THE ASSISTANT COACHES



D.J. ELIOT

Defensive Coordinator/Outside Linebackers



D.J. Eliot is in his first season as the defensive coordinator and linebackers coach at Colorado, as he joined the Buffalo staff on January 19, 2017. He brings 18 years of coaching experience to the Buffaloes.

Eliot, 40, joined the Colorado staff from the University of Kentucky, where he was the Wildcats' defensive coordinator and linebackers coach for the last four seasons (2013-16) and helped coach UK to the 2016 TaxSlayer Bowl, the program's first postseason appearance since 2010.

At his past two coaching stops, Kentucky and Florida State, he coached eight players who were

drafted in the National Football League, including two first round picks. Linebacker Bud Dupree was a 2015 first round selection of the Pittsburgh Steelers, the first Kentucky first-rounder in 12 years, and defensive end Bjoern Werner from Florida State, who was selected by Indianapolis in 2013.

(He has coached two conference defensive players of the year and first-team All-Americans, Werner (the 2012 Atlantic Coast winner) and linebacker Nick Bunting at Tulsa, the 2006 Conference USA defensive POY.)

Overall at Kentucky, he coached 11 Wildcats who earned All-SEC recognition and in three of his four years with the school one of his linebackers recorded over 100 tackles in a season. Avery Williams, currently on the Tennessee Titans roster, recorded 102 stops in 2013, Josh Forrest, now with the Los Angeles Rams, posted 110 in 2014, a figure that ranked No. 3 in the SEC that season, while Jordan Jones had 109 in Eliot's final year with UK (Jones earned second-team All-SEC honors, also logging 14 tackles for loss that included four sacks).

At Kentucky, the Wildcats set a new school record for defensive touchdowns scored in a season with six in 2014; UK recorded 23 takeaways that year. UK jumped 45 places in the total defense rankings from 2013 to 2014 under Eliot, finishing in the top half of the nation in that statistic. In 2015, UK ranked 28th in the FBS in passing defense by giving up only 198.1 yards per game. And in 2016, sophomore safety Mike Edwards finished the regular season leading all SEC defensive backs in tackles (93) while tying for the team lead in interceptions with three, two coming against No. 11 Louisville and Heisman Trophy winner Lamar Jackson in the Cats' 41-38 victory.

His presence at Florida State helped lead a revival of FSU's defense. The year prior to his arrival, the Seminoles ranked 108th in total defense and rushing defense. However, by 2012, FSU ranked second nationally in total defense (254.1 yards per game) and sixth in scoring defense (14.7 points per game).

In his three seasons at Florida State (2010-12), the 'Noles went 31-10 and he helped FSU tie for the national lead in sacks with 48 his first year there. In his second season FSU limited opponents to just 2.35 yards per carry, which led the nation in that category. His defensive ends on the 2012 team, Werner and Cornellius Carradine, combined for and 31 tackles

for losses, including 24 sacks, when FSU finished 12-2.

In his second of three seasons at Rice (2007-09), he helped the Owls go 10-3 and win the 2008 Texas Bowl, the programs first bowl win since 1950 and first 10-win season since 1949.

Eliot got his start in coaching along the Rocky Mountain Front Range at his alma mater, Wyoming, as a graduate assistant in 1999. From there he went to the University of Houston as a graduate assistant for two years before landing in a similar position at Miami for the 2002 season; the Hurricanes went 12-0 and were ranked No. 1 at the end of the regular season before falling 31-24 in double overtime to Ohio State in the BCS National Championship Game.

He spent two years in Division I-AA (FCS), coaching the linebackers at Texas State University (San Marcos). He helped lead a defensive turnaround (34.8 to 20.3 points per game, as well as 395 to 314 yards allowed). In 2005, the Bobcats went 11-3, reaching the semifinals of the I-AA playoffs.

Eliot lettered at linebacker at the University of Wyoming for coach Dana Dimel and graduated with a bachelor's degree in Natural Science in 1999. He earned his Master's degree in Education from the University of Houston in 2002.

He was born August 14, 1976 in Stillwater, Okla., and grew up in nearby Edmond, graduating from Edmond Memorial High School, where he lettered in football and basketball. He and his wife, the former Miekell Marsh, have one son, Dawson, and three daughters, Drue, Page and Reace. His favorite hobby outside of football is spending time and playing with his children. His first name is Darin.

AT-A-GLANCE—He has coached in 127 Division I-A (FBS) games as a full-time coach, including six bowl games (2006 Armed Forces, 2008 Texas, 2010 Chick-fil-A, 2011 Champ Sports, 2013 Orange, 2016 TaxSlayer). At Texas State, he coached in 25 Division I-AA (FCS) games, including three playoff contests. As a graduate assistant at three FBS schools, he was involved in 46 additional games and coached in the 2002 Fiesta/BCS National Championship game for Miami against Ohio State.

COACHING EXPERIENCE

1999	Wyoming	Graduate Assistant
2000-01	Houston	Graduate Assistant
2002	Miami (Fla.)	Graduate Assistant
2003	Texas State	Defensive Backs
2004-05	Texas State	Linebackers
2006	Tulsa	Linebackers
2007-09	Rice	Defensive Line/Recruiting Coordinator
2010-12	Florida State	Defensive Ends
2013-16	Kentucky	Defensive Coordinator/Linebackers
2017-	Colorado	Defensive Coordinator/Outside Linebackers





BRIAN LINDGREN

Co-Offensive Coordinator / Quarterbacks



Brian Lindgren is in his fifth year on the Colorado staff, as he was hired on January 1, 2013, coming to Boulder with head coach Mike MacIntyre from San Jose State. He has coached the quarterbacks since his arrival at CU and is in his second year as the co-offensive coordinator, after serving in the position solo his first three years.

Lindgren, 37, came to CU from San Jose State, where he served in the same capacity under MacIntyre for the 2012 season, moving there after spending six seasons on the staff at Northern Arizona University. In its 2013 football preview issue, *Athlon Sports* cited Lindgren as one of the top 10 offensive coordinator hires in the

completed his 25th season with the school in 2012.

Lindgren graduated from the University of Idaho with a bachelor's degree in Business (Marketing) in 2004. He was a three-time Academic All-Conference team member and won Idaho's Kathy Clark Scholar-Athlete Award, presented to the graduating senior with the highest grade point average. He lettered three years at quarterback for the Vandals, playing for head coaches Chris Tormey, who recruited him, and Tom Cable, the former Colorado offensive coordinator and line coach.

A first-team All-Sun Belt Conference performer and team captain, he threw for 6,541 yards and 44 touchdowns in three seasons as the starter for the Vandals, completing 61 percent of his passes with a 136.0 efficiency rating, all marks still among the best in Idaho history. He set the NCAA Football Bowl Subdivision (FBS) single-game record for the most total offense in a game by a sophomore with 657 yards against Middle Tennessee State in 2001, a mark that still stood through the 2012 season. In that game, he completed 49-of-71 passes for 637 yards (also still an NCAA sophomore mark) and five touchdowns (a 162.0 rating), while rushing twice for 20 yards. He also set an Idaho record for the most touchdown passes in a game (6) in a 48-38 win over San Diego State his junior year.

He was born August 6, 1980 in Walla Walla, Wash., where he graduated from DeSales Catholic High School, lettering in football, basketball and baseball. He still holds the Washington prep passing record for the most touchdown passes in a game (9), and is second in all-time completions (779), passing yards (12,575) and touchdowns (162). He earned his master's degree in Educational Leadership from Northern Arizona in 2007. His hobbies include golf and fly-fishing. He is married to the former Bradee Fitzpatrick, and the couple has three children, son Bronson (6), daughter Blake (5) and another son, Brooks (1).

AT-A-GLANCE—He has coached in 64 Division I-A (FBS) games as a full-time coach, including two bowl games (2012 Military, 2016 Alamo). At Northern Arizona, he coached in 66 Division I-AA (FCS) games.

nation (out of nearly three dozen).

He had the pleasure of coaching Sefo Liufau in each of his first four seasons at Colorado, with the 2016 senior polishing off his career by setting 99 school records (mostly in passing and total offense) while leading the Buffs to the Pac-12 South Division title, their subsequent first appearance in the Pac-12 Championship game and the first bowl game since 2007. The Colorado offense averaged 446.3 yards per game, its best number since 1996 and the school's sixth-highest in history.


In 2014, he tutored an offense that rewrote CU's passing and receiving records, with 110 individual and 24 team records set as CU averaged over 400 yards on offense (439.2) for the first time since the 2001 season. The Buffs averaged their fourth-most passing yards ever (284.6) and averaged over four yards per rush (4.11) for the first time since 2006. CU ranked 37th nationally in total offense after not cracking the top 40 in the NCAA since 2001. The 2015 team was hamstrung by several injuries, particularly along the offensive line, and the numbers suffered to a degree because of them.

In his first season (2013) with the Buffaloes, his offense improved significantly in 12 major statistical categories, most notably jumping from 96th to 47th nationally in passing offense, 116th to 87th in total offense and 117th to 86th in scoring offense. Averages per rush, pass and overall jumped, most noticeably in yards per pass attempt, which rose to 7.3 from 5.7, the first time since 2003 that a CU team averaged seven yards or more per pass play.

Lindgren's lone year coordinating the Spartan offense was a most productive one, as the school set 27 offensive records. San Jose State averaged 446.2 yards per game, including 332.7 passing, good for seventh in the nation, and a pass efficiency rating of 170.2, second best in the land. SJSU was 32nd overall in offense, with six games of 500 or more yards (seven 400-plus), and was 30th nationally in scoring as the team finished 11-2 on the year. He was a finalist for the Quarterback Coach of the Year, coordinated by footballcoop.com.

At NAU, he was the quarterbacks coach his final four years there (2008-11), the passing game coordinator that first year before being promoted to offensive coordinator for the last three. The Lumberjack offense averaging just above 28 points and 410 yards of total offense a game in his tenure, scoring 40 or more points on eight occasions. Twice NAU was ranked in the top 20 in passing in the NCAA Football Championship Subdivision (FCS), fifth in 2009 and 20th in 2011. In his first two seasons at Northern Arizona, he coached the wide receivers (2006) and then the running backs (2007).

He began his coaching career in 2005 as the quarterbacks coach at the University of Redlands under its long-time head coach, Mike Maynard, who



COACHING EXPERIENCE

2005	Redlands	Quarterbacks
2006	Northern Arizona	Receivers
2007	Northern Arizona	Running Backs
2008	Northern Arizona	Passing Game Coordinator/Quarterbacks
2009-11	Northern Arizona	Offensive Coordinator/Quarterbacks
2012	San Jose State	Offensive Coordinator/Quarterbacks
2013-	Colorado	Offensive Coordinator/Quarterbacks



DARRIN CHIAVERINI

Co-Offensive Coordinator/Wide Receivers/ Recruiting Coordinator



Darrin Chiaverini is in his second year as the co-offensive coordinator and wide receivers coach at Colorado, joining the Buffalo staff on January 1, 2016 from Texas Tech University, where he spent the previous two seasons on the Red Raiders' staff.

Chiaverini, 39, also assumed the role of recruiting coordinator in returning to his alma mater where he lettered four times under coach Rick Neuheisel from 1995-98. He accepted his new roles on December 15, 2015, but remained with Tech for its bowl game.

In his first season on the CU staff, he helped guide the Buffalo offense to

one of its best years overall in recent memory. Colorado averaged 446.3 yards per game, its best figure in 20 seasons, with the school's fourth-best conversion rate in the red zone in school history dating back to 1957 at 89.5 percent (51-of-57, with 37 touchdowns). His receiving corps hauled in 199 catches for 2,724 yards (13.7 per) with 19 touchdowns.

Chiaverini spent the 2014-15 seasons as the Red Raiders' special teams coordinator and outside receivers coach. At Tech, he recruited the Dallas, Houston and the Southern California areas, and one of his players, Jakeem Grant, earned second-team All-America honors at kick returner for the 2015 season.

One of new head coach Rick Neuheisel's first commitments in Colorado's 1995 recruiting class, Chiaverini earned four letters from 1995-98 and served as one of the team captains his senior season. He caught 97 passes for 1,199 yards and six touchdowns, averaging 12.4 yards per reception in his career, exiting at the time as CU's seventh all-time receiver (he remains in the top 15 in both catches and yards). He led the team as a senior with 52 catches for 630 yards and five scores.

He was a member of three CU bowl champion teams (Cotton, Holiday and Aloha), making an additional 10 catches for 190 yards and two touchdowns, one a 72-yard bomb from his best friend, quarterback Mike Moschetti against Oregon in the '98 Aloha Bowl.

He was a fifth-round selection by the Cleveland Browns in the 1999 National Football League Draft, and went on to set the club's rookie receiving record with 44 catches for 487 yards and four touchdowns. He spent four years in the NFL, also playing for Dallas and Atlanta; he would conclude his NFL career with 62 catches for 662 yards and seven scores. He then finished his professional playing days with the Austin Wranglers in the Arena Football League.

Chiaverini then turned his attention to coaching, tutoring the receivers at Mt. San Antonio College in 2007 and was promoted to co-offensive coordinator in 2008. In 2009, he rejoined his college coach, Neuheisel, as the assistant special teams coach at UCLA. He helped pilot one of the top units in the Pac-10 and the Bruins captured the Eagle Bank Bowl with a 30-21 win over Temple.

He returned to the junior college ranks for the next four seasons (2010-13) at Riverside (Calif.) City College, where he was the associated head coach, co-offensive and special teams coordinator in addition to being in charge of recruiting. Riverside was 40-5 in the four years there and produced 15 Division I players, three of whom would head to his next stop, Texas Tech.


His special teams units at Riverside from 2010-13 were some of the best in all of the junior college ranks with an impressive 22 blocked kicks in four seasons. Chiaverini coached the top punt returner in the state of California in 2011 and 2012, while Riverside's offense led California in scoring in 2011 and in total offense in 2013.

He was one of 30 coaches across the country selected to participate in the 2015 NFL and NCAA Coaches Academy. Initiated in 2011, it is a collaborative effort between NCAA Leadership Development and NFL Player Engagement to positively influence diversity numbers in the college game and as a way for talented young football coaches to get exposure.

Chiaverini earned his bachelor's degree in Communications from CU in 1999, and earned his master's degree in Human Performance and Sports Sciences from New Mexico Highlands University in 2007.

He was born on October 12, 1977 in Orange, Calif., and graduated from Corona (Calif.) High School where he was a *USA Today* honorable mention All-American in football and an All-County performer in baseball. He is married to the former Shannon Burchfield, and the couple has two children, Curtis (18), who will be a freshman wide receiver at Colorado this fall, and Kaylie (15).

AT-A-GLANCE—He has coached in 52 Division I-A (FBS) games as a full-time coach, and has coached in three bowl games (2009 Eagle Bank, 2015 Texas, 2016 Alamo).



COACHING EXPERIENCE

2007	Mt. San Antonio College	Wide Receivers
2008	Mt. San Antonio College	Offensive Coordinator/Receivers
2009	UCLA	Assistant Special Teams Coach
2010-13	Riverside City College	Associate Head Coach/Co-Offensive & Special Teams Coordinator
2014-15	Texas Tech	Special Teams Coordinator/Outside Receivers
2016-	Colorado	Co-Offensive Coordinator/Receivers/ Recruiting Coordinator



KLAYTON ADAMS

Offensive Line



Klayton Adams is in his fifth year on the Colorado staff, his second as the offensive line coach, joining new head coach Mike MacIntyre's staff on January 1, 2013. He coached the running backs and tight ends in his first three seasons.

Adams, 34, came to CU from San Jose State, where he coached the tight ends under MacIntyre for two seasons. Though he never directly coached the running backs before coming to Colorado, at San Jose he effectively integrated the tight ends into several hybrid roles and had run game coordination experience in his

background. At SJSU, he coached two-time John Mackey Award watch list member Ryan Otten to honorable mention All-American honors.

He transitioned smoothly into coaching the offensive line, as the group allowed the team to post its highest average per rush in 10 seasons (4.12), blocked for its first 1,000-yard runner in seven years (Phillip Lindsay, 1,189 yards) and cut down the overall sacks allowed by 13 from the previous season (41 to 28, with just 14½ of those allowed by the O-line). The linemen were flagged for just 23 penalties in 13 games.

As running back coach, in his first year in Boulder the Buffs enjoyed modest increases in yards per attempt and per game, but of the team's 14 total fumbles, itself a school record, his players at both positions just had one of those (down from eight in 2012). Then in 2014, the running backs had all of four fumbles of CU's 12 (another school low), and for the first time in its history, the Buffaloes had four different players rush for over 300 yards (actually 390). In the same time, the tight ends have proved to be solid blockers and have improved as the season progressed.

In 2015, six different players rushed for at least 200 yards, just the fourth time that occurred in school history and for the first time since 1989, when the Buffs ran an option offense. And once again, the backs held on to ball, suffering just six fumbles for the 13-game season.

He joined the San Jose State staff in April 2011 after two seasons at Sacramento State, his first full-time Division I (FCS) coaching experience. He was the Hornets' offensive tackles and tight ends coach his first year there in 2009, and then was promoted to the offensive line coach in 2010. Continuing his rapid rise, he was set to serve as Sacramento State's offensive coordinator and offensive line coach before he was hired by MacIntyre at SJSU.

While at Sacramento State, he coached three players to All-Big Sky Conference honors. His 2010 offensive linemen paved the way for the school's best ground attack over a five-season span averaging 170.4 yards per game.

He graduated from Boise State in 2005 with a bachelor's degree in Mass Communication with an emphasis in Journalism. He lettered twice at center for Coach Dan Hawkins on the 2003 and 2004 Bronco Western Athletic Conference championship teams that had a combined 24-2 record and won the 2003 Fort Worth Bowl and played in the 2004 Liberty Bowl. BSU finished 13-1 his junior year, ranked No. 16 in the final *Associated Press* poll, and was 11-1 his senior year (No. 12) when he was a second-team All-WAC selection.

He began his coaching career at Boise State in 2005 as a student assistant under Hawkins, who would become CU's head coach the following year. In 2006, Adams was the Broncos' offensive graduate assistant working primarily with the offensive line. He moved on to Western Washington University for the 2007 and 2008 seasons as the offensive line coach and run game coordinator.

He was born February 13, 1983 in Sacramento, Calif., he graduated from Sheldon High School (Elk Grove, Calif.), where he lettered in football, wrestling and track and field. He is married to the former Stefani Panenka, and the couple has three young daughters, Mya (7), Emmy (5) and Harper (2).

AT-A-GLANCE—He has coached in 76 Division I-A (FBS) games as a full-time coach, and has coached in four bowl games (2005 MPC Computer, 2007 Fiesta, 2012 Military, 2016 Alamo).



COACHING EXPERIENCE

2006	Boise State	Offensive Graduate Assistant
2007-08	Western Washington	Run Game Coordinator / Offensive Line
2009	Sacramento State	Offensive Tackles/Tight Ends
2010	Sacramento State	Offensive Line
2011-12	San Jose State	Tight Ends
2013-15	Colorado	Running Backs & Tight Ends
2016-	Colorado	Offensive Line



GARY BERNARDI

Tight Ends & H-Backs



Gary Bernardi is in his fifth season at Colorado, as he came with head coach Mike MacIntyre from San Jose State and officially joined the staff on January 1, 2013. He is in his second year as the coach of the tight ends and the H-backs after tutoring the offensive line for his first three in Boulder.

Bernardi, 62, is a veteran of 36 seasons in the Division I-A (FBS) ranks, and is no stranger to the Pac-12, as he previously spent a combined 24 years at Arizona, Southern California and UCLA. He's coached in 403 games on college football's top level, a number that includes 13 bowl games, five of which were the granddaddy of them all, the Rose.

In his first two years at Colorado, the offensive line improved over the course of both seasons, with the five linemen in the game credited with allowing only 28 quarterback sacks in 999 passing plays (or one every 36 plays; and that number was just 11 in 545 for the 2014 season, or one every 49.5 plays). In 2014, CU's running backs averaged over for yards per carry (4.11) for the first time since 2006. His 2015 group suffered an inordinate amount of injuries, as only two players started every game, Alex Kelley at center and Stephane Nembot at tackle.

Throughout his professional career, he has been involved with winning programs and successful head coaches, establishing a reputation as a sharp recruiter and developer of all-star offensive linemen, tight ends and wide receivers. Several of his players have been afforded All-American honors and over 20 of his players have gone on to play professional football. He worked on the staffs of several notable coaches, including Larry Smith, Terry Donahue, Bob Toledo and Mike Sanford.

With the exception of just one season in his career, he's always coached the entire offensive line or at least the offensive tackles. He coached the line in his three seasons at San Jose State, where he landed after coaching five years at UNLV, where he coached the entire line and the tight ends, in addition to serving as the Rebels' recruiting coordinator.

It was Larry Smith who gave him his start in the collegiate ranks, hiring him at Arizona as the Wildcats' tackles and tight ends coach in 1980, a position he would hold the next five seasons. He then coached the wide receivers for the 1985 season before returning to tutor the tackles and tight ends in 1986. When Smith was hired as Southern California's head coach ahead of the 1987 season, he accompanied him to Los Angeles. For the next six seasons, he coached the Trojan tackles and tight ends, including Boulder's Tony Boselli, in addition to handing the special teams coordinator duties.

Bernardi then moved crosstown to UCLA in 1994, where he would spend the next 10 seasons under three different head coaches, responsible

for the offensive line and tight ends in addition to being the Bruins recruiting coordinator. In-between his positions at USC and UCLA, he was the head coach at Burroughs High (Burbank) in 1993.


Bernardi was offensive line coach and recruiting coordinator at Northern Arizona for the 2004 season, his lone season in the FCS ranks before Sanford hired him at UNLV.

He graduated from Cal State Northridge with a bachelor's degree in Physical Education in 1976, and earned his teaching credential from Southern California College. He started coaching in 1973 before his 19th birthday at Bell-Jeff High (Burbank, Calif.). After two seasons there, he moved on to his alma mater, Monroe High (North Hills, Calif.), as an assistant for one season (1975), before heading to Fountain Valley (Calif.) High for four seasons (1976-79).

Bernardi has been active in community service outside of coaching. He was a member of the ALS (Lou Gehrig's disease) Association Los Angeles chapter when he was coaching at UCLA, assisting in its fundraising efforts. On two occasions, he represented the ALS Association in Washington, D.C., meeting with United States senators and congressmen.

He was born September 24, 1954 in Burbank, Calif., and graduated from Monroe High School where he lettered in football and was an All-League receiver. He is married to the former Leigh Nasby, who worked as a Stanford Hospital registered nurse the three years they were in the Bay Area. They are the parents of three grown children, Marina and twins Briana and Joe. Marina works for a medical equipment company (BD) in San Antonio. Briana lettered in softball (catcher) at UNLV, where she earned her undergraduate and master's degrees, while Joe lettered in football (center) at Fresno State and is now a graduate assistant at Oregon, working with the offensive line. His brother, Rob, is the long-time athletic director at Nicholls State University (since 2000).

AT-A-GLANCE—He has coached in 417 Division I-A (FBS) games as a full-time coach, and has coached in 14 bowl games (1985 Sun, 1986 Aloha, 1988 Rose, 1989 Rose, 1990 Sun, 1992 Freedom, 1995 Aloha, 1997 Cotton, 1998 Rose, 2000 Sun, 2002 Las Vegas, 2003 Silicon Valley, 2012 Military, 2016 Alamo). He has also coached in 11 FCS games for a total of 428 collegiate games.



COACHING EXPERIENCE

1980-84	Arizona	Offensive Tackles/Tight Ends
1985	Arizona	Wide Receivers
1986	Arizona	Offensive Tackles/Tight Ends
1987-92	Southern California	Offensive Tackles/Tight Ends, Special Teams Coordinator
1994-03	UCLA	Offensive Line/Tight Ends, Recruiting Coordinator
2004	Northern Arizona	Offensive Line/Recruiting Coordinator
2005-09	UNLV	Offensive Line/Tight Ends, Recruiting Coordinator
2010-12	San Jose State	Offensive Line
2013-15	Colorado	Offensive Line
2016-	Colorado	Tight Ends & H-backs



ShaDON BROWN

Secondary



ShaDon Brown is in his first season as an assistant coach on Mike MacIntyre's staff, as he was hired on January 30, 2017 to coach the entire secondary.

Brown, 37, came to CU after spending the 2016 season coaching the cornerbacks at Army, where the Black Knights' secondary was one of the top units in the nation. Army ranked sixth in the nation in passing defense allowing just 170.2 yards per game, as well as being 11th in interceptions (17) and 17th in a pass efficiency defense (115.12 rating).

Army, which ran a 3-4 defensive scheme (like CU), ranked fourth in the nation in total defense by allowing just 291.5 yards per game during an 8-5 season that saw the Black Knights win the 2016 Heart of Dallas Bowl in overtime over North Texas, 38-31. That was Army's first bowl appearance and winning season since 2010, and perhaps even bigger, his corners help limit Navy to 89 passing yards and 201 overall in a 21-17 win over the Midshipmen, Army's first win over its archrival since 2001.

Brown had a large impact on Army's turnaround (2-10 in '15) to winning a bowl game, aiding improvements from 47th in the NCAA in total defense to fourth (and from 48th in passing defense to sixth). And the success Army's secondary found came with Brown working with true freshman for most of the season, after the Knights lost four veteran cornerbacks either before or early in the season and thus made a go of it with true freshman starting most of the year.

In his five seasons (2011-15) at Wofford (S.C.) College, he spent the first four as cornerbacks coach before switching to the safeties in his final year there. Brown was also the special teams coordinator during the 2013-14 seasons and was promoted to recruiting coordinator in the spring of 2015. He coached three all-conference corners at Wofford, including Blake Wylie who in 2012 was earned third-team All-American honors.

In the summer of 2015, he participated in the NFL's program for minority coaches by interning with the Super Bowl 50 runner-up Carolina Panthers, where he worked with the defensive backs.

Before joining the Wofford staff, Brown was a coach in the Kentucky high school ranks. From 2008-10 he was head coach at Rowan County High School, where he led the Vikings to the 2010 Class 4A District 8 Championship, the school's first title since 1982. He was named the


Kentucky Class 4A District 8 Coach of the Year for that season, and 10 of his players at went on to play college football. He was an assistant coach at Boyle County High for the 2007 season.

As a player himself, Brown started at linebacker for Campbellsville (Ky.) University, an NAIA school that in 2001 won a school record 10 games, reached the NAIA quarterfinals for the first time and finished the season ranked No. 10. He served as a team captain as a senior in 2002.

After graduating in 2002 with a bachelor's degree in Physical Education, he started his coaching career in 2003 as a graduate assistant helping tutor the linebackers at the University of the Cumberlands (Williamsburg, Ky.). After one year, he was promoted to the full-time assistant coach for the inside linebackers for the 2004-05 seasons, helping lead the Patriot football team to a ranking as high as No. 5 in the nation. In 2006 he returned to his alma mater (Campbellsville) as the inside linebackers coach for one season.

A native of Danville, Ky., he graduated from Danville High School where he lettered in football under a legendary area coach, Sam Harp (276 wins and seven state titles in a 25-year career; Brown credits Harp with developing the drive in him to pursue a career in coaching). He and his wife, Rhonda, have a daughter, Shaelyn, and two sons, Braylon and Keenan.

AT-A-GLANCE—He has coached in 13 Division I-A (FBS) games as a full-time coach, and has coached in one bowl game (2016 Heart of Dallas). He also coached in 58 I-AA (FCS) games at Wofford, including three FCS playoff games.




COACHING EXPERIENCE

2003	U. of the Cumberlands	Graduate Assistant
2004-05	U. of the Cumberlands	Inside Linebackers
2006	Campbellsville	Inside Linebackers
2007	Boyle County (Ky.) HS	Assistant Coach
2008-10	Rowan County (Ky.) HS	Head Coach
2011-14	Wofford	Cornerbacks
2015	Carolina Panthers	Summer Intern/Secondary
2015	Wofford	Safeties
2016	Army	Cornerbacks
2017-	Colorado	Defensive Backs



ROSS ELS

Inside Linebackers



Ross Els joined the Colorado staff as inside linebackers coach on February 24, 2017, also bringing extensive special teams coaching experience to the program.

Els, 51, is a 27-year veteran in the collegiate coaching ranks, and joined the Buffaloes in time for the team's second spring practice. He came to Colorado from Purdue University, where he served as the Boilermakers' defensive coordinator in 2016 under head coach Darrell Hazell.

Els has the bulk of his experience as an assistant coach working with the linebackers, and all but one of his 27 years devoted on the defensive side of

the ball. He spent four years at the University of Nebraska from 2011-14 under coach Bo Pellini, his first season as linebackers coach with the responsibilities of coordinating both special teams and recruiting added to his duties for the last three years. One of his top players while he was with the Huskers was Lavonte David, a finalist for the Butkus Award and the 2011 Big Ten Linebacker of the Year, as well as a semifinalist for the Chuck Bednarik Award and the Lott Trophy. He was a second round selection by Tampa Bay in the 2012 National Football League Draft.

In 2012, he coached Nebraska's leading tackler, Will Compton, who record 110 total stops, six of which were for losses including three quarterback sacks. That aided a 10-win season and a berth in the Big Ten's championship game.

Nebraska was 37-16 in his four years on its staff, including four bowl appearances: Capital One (2012 and 2013), TaxSlayer Gator (2014) and Holiday (2014). In-between his Nebraska and Purdue appointments, he spent the 2015 season as an assistant coach at his son's high school, Lincoln (Neb.) Southwest.

Prior to Nebraska, he was the linebackers coach for six seasons, working under a former NU graduate in Frank Solich. In his third season there, he was named the Bobcats' special teams coordinator, and in his final year there (2010), Solich promoted him to assistant head coach. He coached four All-Mid-American Conference linebackers, in addition helping OU to two MAC East Division titles and three bowl appearances:

In 2010, Ohio's defense ranked 20th nationally and second in the MAC in rushing defense. Els' special teams were also a key part of Ohio's 8-5 season that culminated with a trip to the New Orleans Bowl. The Bobcats ranked first in the 14-team MAC in net punting, third in punt returns and fifth in kickoff returns. In 2009, he tutored linebacker Noah Keller, who led

the MAC with 155 tackles en route to earning honorable mention All-America honors. He also coached punt returner LaVon Brazil to second-team All-America honors that season, while placekicker Matt Weller was named a Freshman All-American after kicking a school record 21 field goals.

He coached in Division I (now the FBS) for the first time when he spent four years at New Mexico State University, first tutoring the safeties and special teams for the 2001 and 2002 seasons, and then the linebackers along with a promotion to defensive coordinator in 2003 and 2004. He worked under Tony Samuel, another former Nebraska player and assistant coach, during his time in Las Cruces.


Els was the head coach at Hastings (Neb.) College from 1997-2000, where he was the quarterbacks coach in 1995 and the defensive coordinator and secondary coach in 1996. As Hastings' head coach, Els compiled a 32-9 record, including NIAA playoff appearances in 1998 and 1999.

A 1988 graduate of the University of Nebraska-Omaha, where he majored in Management Information Systems and lettered four years as a safety. He got his start in coaching as a graduate assistant at Northern Iowa, where he earned his Master's degree in Physical Education in 1999; that's where he began his coaching career a decade earlier as a graduate assistant (in 1989), working with the linebackers and secondary.

He then returned to his alma mater, UNO, for his first full-time position in the ranks, coaching the secondary for four seasons (1990-93).

He was born August 14, 1965 in Lincoln, Neb., and graduated from Lincoln Northeast High where he lettered in football, basketball and baseball. He is married to the former Jane Ketterer, and the couple has two daughters, Julie and Taylor (a sophomore on the volleyball team at Northern Colorado), and a son, Bo.

AT-A-GLANCE—He has coached in 188 Division I-A (FBS) games as a full-time coach, and has coached in seven bowl games (2006 GMAC, 2009 Little Caesars, 2010 New Orleans, 2012 Capital One, 2013 Capital One, 2014 Gator/TaxSlayer, 2014 Holiday).



COACHING EXPERIENCE

1989	Northern Iowa	Graduate Assistant (Defense)
1990-93	Nebraska-Omaha	Secondary
1994	Northern Iowa	Secondary
1995	Hastings College	Quarterbacks
1996	Hastings College	Defensive Coordinator/Secondary
1997-00	Hastings College	Head Coach
2001-02	New Mexico State	Safeties/Special Teams
2003-04	New Mexico State	Defensive Coordinator/Linebackers
2005-06	Ohio University	Linebackers
2007-09	Ohio University	Linebackers/Special Teams Coordinator
2010	Ohio University	Asst. Head Coach/Linebackers/Special Teams Coordinator
2011	Nebraska	Linebackers
2012-14	Nebraska	Linebackers/Special Teams Coordinator/ Recruiting Coordinator
2015	Lincoln Southwest (H.S.)	Assistant/Defense, Linebackers
2016	Purdue	Defensive Coordinator/Safeties
2017-	Colorado	Inside Linebackers



DARIAN HAGAN

Running Backs



Darian Hagan, one of the names synonymous with Colorado's rise to glory in the late 1980s, is in his 13th season overall on the CU football staff, now in the second season of his second stint as the school's running back coach, a position he held for five years last decade.

Hagan, 47, spent the first three seasons on Mike MacIntyre's staff as the director of player development for the Buffaloes (2013-15), as he shifted into that role from one as the director of player personnel (2011-12) under head coach Jon Embree. He worked five seasons (2006-10) as running backs coach for head coach Dan Hawkins, as he was one of two

mark in Big Eight Conference games as he led the Buffs to three straight league titles in 1989, 1990 and 1991. His 28-5-2 record as a starter (82.9 winning percentage) is the 37th best in college football history.

In 1989, he became just the sixth player in NCAA history at the time to run and pass for over 1,000 yards in the same season, finishing, as just a sophomore, fifth in the balloting for the Heisman Trophy. He established the school record for total offense with 5,808 yards (broken three years later by Kordell Stewart), and is one of two players ever at CU to amass over 2,000 yards both rushing and passing along with Bobby Anderson. He was a two-time all-Big Eight performer, and the league's offensive player of the year for 1989 when he also was afforded various All-America honors. He still holds several CU records and was the school's male athlete-of-the-year for the 1991-92 academic year.

In 2002, he was a member of the fourth class to be inducted into CU's Athletic Hall of Fame, and his jersey (No. 3) is one of several to have been honored. The Colorado Sports Hall of Fame finally recognized his achievements as well, inducting him into its prestigious group in the Class of 2014.

Hagan played for Toronto, Las Vegas and Edmonton over the course of five seasons in the Canadian Football League, mostly as a defensive back and special teams performer. He returned to CU to earn his diploma just prior to his last professional season, and graduated with a bachelor's degree in sociology in May 1996. He was hired later that year (December 1) as the Alumni C Club Director, a position he held for 16 months until leaving for an incredible opportunity in private business.

In the summer of 2015, he served as an assistant under former CU head coach Dan Hawkins for the champion Team USA in the Federation of American Football (IFAF) World Championship in Canton, Ohio.

He was born February 1, 1970 in Lynwood, Calif., and graduated from Los Angeles' Locke High School in 1988, where he lettered in football, basketball, baseball and track. He was drafted in two sports, football (by San Francisco in the fourth round in the 1992 NFL Draft) and baseball (selected as a shortstop by both Seattle and Toronto). He is the father two sons, Darian, Jr., who played defensive back at California, and the late DeV Vaughn (who passed away on December 6, 2010 at the age of 19), and a daughter, Danielle.

AT-A-GLANCE—He has coached in 88 Division I-A (FBS) games as a full-time coach, and has coached in three bowl games (2005 Champs Sports, 2007 Independence, 2016 Alamo).

assistant coaches retained by Hawkins when he was named to the position in December 2005.

He was named an offensive assistant coach on Gary Barnett's staff on February 9, 2005, and worked with the skill position players on offense in the spring and fall in his first year as a full-time collegiate assistant.

A popular coach with his players yet with a stern touch, he was coaching true freshman Rodney Stewart on the way to a 1,000-yard season in 2008 until a season-ending injury sidelined him in the ninth game of the 2008 season. Stewart's 622 yards were the third most by a CU freshman in school history. In 2010, Stewart hit the plateau and then some, rushing for 1,318 yards and in position to threaten many of the school's all-time rushing marks. In 2007, Hagan tutored Hugh Charles to a 1,000-yard year including the Independence Bowl; he went on to have a successful career in the Canadian Football League.

He coached his third thousand yard rusher for the Buffaloes in 2016, when Phillip Lindsay recorded 1,189 yards in the regular season, the first to reach the mark since Stewart did so six years earlier.

Hagan made a difference in his first season (2006) mentoring the running backs, as CU had three 500-plus yard rushers for just the 10th time in its history. He also played a role in the development of quarterback Bernard Jackson, as Hagan's own skills of blending the run and the pass rubbed off on the Buff junior in his first year as a starter.

He had a brief taste of coaching in the spring of 2004 as he subbed as secondary coach when the staff was minus a full-time assistant. Otherwise, he was the defensive technical intern for the '04 season, assuming that role in February of that year. It marked the third time he has made the University of Colorado his destination of choice.

He starred at quarterback for the Buffaloes between 1988 and 1991, leading the school to its first national championship, and following his professional playing career, returned to CU in the mid-1990s to work as the Alumni C Club Director.

Hagan left CU in the spring of 1998 to work as an area sales manager for the Transit Marketing Group. Three months into his new position, he was promoted to Southeast Regional Sales Manager. He remained in that position for over five years until deciding to pursue his dream as a coach and return to his alma mater for the third time. By working as a technical intern, he learned the intricacies of the profession in a hands-on role in his desire to coach; when a temporary vacancy opened on the staff, he was "activated" as a coach to work with the defensive backs and it added to his penchant for the profession.

Arguably the best all-around athlete in the history of the CU football program, he was an integral part of CU's run at two national championships in 1989 and 1990. The Buffs were 11-1 in 1989, losing to Notre Dame in the Orange Bowl, but went 11-1-1 in 1990 with a win over the Irish in an Orange Bowl rematch to give CU its first national title in football. CU was 28-5-2 with him as the starting quarterback for three seasons, including a 20-0-1



COACHING EXPERIENCE

2005	Colorado	Offensive Assistant
2006-10	Colorado	Running Backs
2016-	Colorado	Running Backs



JIM JEFFCOAT

Defensive Line



Jim Jeffcoat is in his fifth year at the University of Colorado, joining new head coach Mike MacIntyre's staff on January 1, 2013. He is coaching the full defensive line for the third consecutive season and fourth overall (which he did in his first year in 2013). He concentrated solely on CU's young defensive tackles in his second year.

Jeffcoat, 56, came to CU from San Jose State, where he coached the defensive line under MacIntyre for two seasons. In addition to his coaching acumen, he also brings over two decades of experience as a player and coach in the National Football League to the Buffalo coaching staff.

His 2016 unit was the best he has coached at Colorado, playing a significant role in stopping the run as well as pressuring the quarterback; the five players who rotated in at the end and tackle positions registered 187 tackles, 10½ sacks and 36 pressures during the 13-game regular season.

In 2012, he coached a Spartan defensive line in which all four starters accounted for 35 total sacks, led by 13 from the Western Athletic Conference player of the year, Travis Johnson; each player ranked in the nation's top 100, making San Jose State the only school to have four linemen to accomplish that feat. Along with Florida State, they were the only two schools to have all four linemen garner All-Conference honors. He made an immediate impact in his first year at San Jose, coaching Johnson to first-team All-WAC status and Travis Raciti to become one of the top defensive freshmen in the league.

Jeffcoat joined SJSU in March 2011 after coaching the defensive linemen at the University of Houston for the 2008 through 2010 seasons, where he coached three players, Phil Hunt, Tyrell Graham and Jake Ebner to All-Conference USA accolades.

He was a first round draft selection by Dallas in the 1983 (the 23rd overall pick), and he went on to enjoy a 15-year career with the Cowboys (1983-94) and the Buffalo Bills (1995-97). One of the league's most durable, reliable, productive and consistent defensive linemen, he played in 227 games in the league, one of the top 50 numbers in NFL history. He concluded his career with 102½ quarterback sacks (still among the top 25 all-time), two interceptions, both of which he returned for touchdowns, one of which covered 65 yards in a 28-21 win over the New York Giants in 1985.

During his time in professional football that spanned 22 years as a player and coach, he went to the playoffs 11 times: eight times as a player and three times as a coach, nine times with Dallas and twice with Buffalo. He was a member of Super Bowl XXVII and XXVIII champion teams with Dallas (1992, 1993 seasons). Ironically, he concluded his career with the team that Dallas defeated twice to win the world championship.

After retiring from playing professionally, Jeffcoat turned his eye toward coaching and returned to Dallas and began his career as a defensive line assistant with the Cowboys under head coach Chan Gailey in 1998. When Dave Campo was named head coach in 2000, Jeffcoat was promoted to the defensive end coach, a position he would hold the next five seasons, the last two under head coach Bill Parcells. That is when he first crossed paths with MacIntyre, who was on Parcells' staff those same two years.


He graduated from Arizona State with a bachelor's degree in Communication in 1982. A three-year starter at defensive end, he was the force behind the Sun Devils' No. 1 ranked defense in the NCAA as a senior,

which allowed a paltry 228.9 yards per game in 1982. He recorded 95 tackles that season, earning first-team All-Pac 10 and honorable mention All-America honors. He was the defensive player of the game in ASU's 32-21 win over Oklahoma in the Fiesta Bowl, posting a dominant performance against the Sooners which would land him in the bowl's Hall of Fame in 1991. He went on to play in both the East-West Shrine Game and the Senior Bowl, and Arizona State inducted him into its Athletic Hall of Fame in 1994. In 2015, he was named to the Pac-12 Conference's All-Century team as one of five defensive ends.

Jeffcoat has long been active in community service. In 1991, the New Jersey Sportswriters Association bestowed upon him its Unsung Hero Award for community service; in 2000, he and his Cowboys defensive players participated in the team's "Lineman Weigh-In" sponsored by Campbell Soup that resulted in a donation of 21,064 cans of soup to The Salvation Army Irving Corps Community Center and the Faith Mission Food Bank in Wichita Falls, Texas. He was also the 2012 recipient of the Believing in Youth Award, presented by the Santa Fe Youth Services of Fort Worth, Texas.

He was born April 1, 1961 in Long Branch, N.J., and graduated from Matawan (N.J.) Regional High School, where he lettered in football, wrestling and track. He is married to the former Tamara Young, and the couple has five children, three of whom are grown, Jaren and twins Jackson and Jacqueline, and two teenagers, Jasmine (18), who is one of the state's top prep basketball players, and Quinton (16). Jaren lettered four years in basketball at Norwich University; Jackson lettered four seasons at defensive end at the University of Texas, and was the recipient of the Ted Hendricks Award as the nation's top DE; and Jacqueline played four years on the Texas State women's basketball team.

AT-A-GLANCE—He has coached in 115 Division I-A (FBS) games as a full-time coach, including four bowl games (2008 Armed Forces, 2009 Armed Forces, 2012 Military, 2016 Alamo). In the NFL, he coached in 112 regular season and three playoff games.



COACHING EXPERIENCE

1998-99	Dallas Cowboys (NFL)	Defensive Line Assistant
2000-04	Dallas Cowboys (NFL)	Defensive End
2008-10	Houston	Defensive Line
2011-12	San Jose State	Defensive Line
2013-	Colorado	Defensive Line



DREW WILSON

Director of Football Strength & Conditioning

Drew Wilson is in his second year as the director of football strength and conditioning at the University of Colorado, officially joining the staff on January 4, 2016.

Wilson, 39, coordinates all aspects of training and development of the football team and manages a staff of three full-time assistants dedicated to the program.

He is a veteran with over a decade of experience working with Football Bowl Subdivision (FBS) programs in strength and conditioning, he joined the CU staff from the University of Maryland, where he spent the previous five years as the Terrapins' director of strength and conditioning.

Wilson had the same responsibilities at Maryland under coach Randy Edsall, where his duties also included working with the training staff in the design of both prehabilitation and rehabilitation programs for the student-athletes in injury prevention and healing. During his time there, Maryland transitioned from the Atlantic Coast Conference into the Big Ten, and he was credited with improving the Terps interior lines on both sides of the ball. He was also the liaison for the program to the National Football League.

He has attained several certifications with the respected national organizations in his profession. Wilson is a registered strength and conditioning coach (RSCC) through the National Strength and Conditioning Association; a strength and conditioning coach certified (SCCC) through the Collegiate Strength and Conditioning Coaches Association; he is certified as a Level 1 coach by the United States Weightlifting Association; and is also certified in the Functional Movement Screen (FMS).

Prior to his time at Maryland, he had been at the University of Connecticut for five years (2006-10) with Edsall, working primarily with the Huskies' football program as the assistant strength and conditioning coach. UConn was invited to a bowl each of his last four seasons there. He also worked one year with the women's lacrosse team.

He has a little familiarity with the Buffaloes, as he was an assistant strength and conditioning coach at the University of Kansas from January 2005 to May 2006 when both schools were members of the Big 12 Conference. Prior to his stint at KU, he spent five months at Florida State University assisting with football, baseball and the track and field programs.

A 2000 graduate of King's College, earning his bachelor's degree in Criminal Justice & Sociology, he lettered in football. He was a preseason All-American and earned first-team All-Mid-Atlantic Conference honors at inside linebacker as a senior in 1999, when he was a team co-captain. He was on the Dean's List for five semesters at King's, which is located in Wilkes Barre, Pa.

He earned his master's degree in Exercise & Applied Science, with emphasis in Strength and Conditioning, from Springfield (Mass.) College in 2004. He had his first experience coaching while at Springfield, serving as an intern for the 2001-02 academic year. He was then named a graduate assistant strength and conditioning coach at the school, a position he would hold until he received his master's. During that time, he also fulfilled two summer internships, at Maryland (2003) and at Auburn University (2004).

He was born July 11, 1978 in Levittown, Pa., but grew up in nearby Yardley, both in suburbs of Trenton, N.J. He is married to the former Marguerite Widdoes and the couple has a daughter, Makaela, and two sons, Andrew Jr., and Isaac.





ALPHABETICAL ROSTER



No.	Player	Pos.	Ht.	Wt.	Class	Exp	Hometown (High School/Previous College)	Status
19	ADKINS II, Michael	TB	5-10	205	Sr.	4L	San Diego, Calif. (Helix)	S 1/1
63	BALE, J.T.	SN	6- 2	205	So.	1L	La Mirada, Calif. (La Mirada)	WO 3/3
97	BANDI, Mo	DL	6- 5	260	So.	VR	Longmont, Colo. (Niwot)	WO 3/3
22	BELL, Maurice	WR	6- 0	170	Fr.	HS	Murrieta, Calif. (Murrieta Valley)	S 5/4
57	BENNION, Sam	OLB	6- 5	235	Fr.	RS	North Logan, Utah (Logan)	S 4/4
41	BERGNER, Andrew	CB	5-11	165	Sr.	2L	Parker, Colo. (Legend/Arizona State)	WO 1/1
35	BISHARAT, Beau	TB	6- 2	215	So.	1L	Sacramento, Calif. (Jesusit)	S 4/3
2	BLACKMON, Ronnie	DB	5-10	175	Fr.	RS	Atlanta, Ga. (Westlake)	S 4/4
4	BOBO, Bryce	WR	6- 2	200	Sr.	3L	Covina, Calif. (Charter Oak)	S 1/1
43	BOUNDS, Chris	TE	6- 4	240	So.	1L	Thousand Oaks, Calif. (Chaminade College Prep)	S 3/3
44	CALLIER, Jacob	OLB	6- 2	245	Fr.	HS	Downey, Calif. (St. John Bosco)	S 5/4
88	CHIAVERINI, Curtis	WR	6- 1	190	Fr.	HS	Corona, Calif. (Boulder, Colo./Valor Christian)	WO 5/4
87	COCHRANE, Xavier	WR	5- 9	175	Jr.	1L	Phoenix, Ariz. (Mountain Pointe)	WO 2/2
80	COLEMAN, Derek	TE	6- 5	225	Fr.	RS	Broomfield, Colo. (Legacy)	WO 4/4
59	COLEMAN, Timothy Jr.	DE	6- 3	255	Sr.	3L	Denver, Colo. (Mullen)	S 1/1
37	COOPER, Lucas	DB	5-10	180	So.	1L	Palos Verdes, Calif. (Palos Verdes)	WO 3/3
89	DEMENT, Kevin	WR	5-11	180	Sr.	VR	Centennial, Colo. (Arapahoe)	WO 2/2
47	EDRIDGE, Nick	OLB	6- 3	225	Fr.	HS	Fort Collins, Colo. (Fossil Ridge)	WO 5/4
9	EDWARDS, Javier	DL	6- 3	350	Jr.	JC	Houston, Texas (Aldine Davis/Blinn College)	S 3/2
62	EGGERS, Justin	OL	6- 5	310	So.	TR	Marshall, Wis. (Marshall/Western Illinois)	WO 3/3
17	ENTO, Kabion	WR	6- 3	185	Sr.	1L	Pine Bluff, Ark. (Dollarway/East Central [Miss.] CC)	S 2/1
21	EVANS, Kyle	TB	5- 7	175	Jr.	2L	San Jose, Calif. (Archbishop Mitty)	S 2/2
42	FALO, N.J.	OLB	6- 2	240	Jr.	2L	Sacramento, Calif. (Inderkum)	S 3/2
1	FIELDS, Shay	WR	5-11	185	Sr.	3L	Bellflower, Calif. (St. John Bosco)	S 2/1
7	FISHER, Nick	DB	6- 0	190	Jr.	2L	Temecula, Calif. (Great Oak)	S 3/2
8	FONTENOT, Alex	RB	6- 0	190	Fr.	HS	Richmond, Texas (George Ranch)	S 5/4
56	FRANKE, Jase	DT	6- 3	280	Jr.	2L	Camarillo, Calif. (St. Bonaventure)	S 2/2
84	FRAZIER, Cameron	WR	5-10	185	Jr.	TR	Boulder, Colo. (Fairview/Oklahoma/Oklahoma Baptist)	WO 2/2
5	FRAZIER, George	DE/TE	6- 2	275	Sr.	3L	Duarte, Calif. (Monrovia)	S 1/1
32	GAMBOA, Rick	ILB	6- 0	240	Jr.	2L	Sylmar, Calif. (Chaminade College Prep)	S 2/2
27	GEORGE, Kevin	CB	6- 3	175	So.	JC	Lafayette, La. (Carencro/Georgia Military Academy)	S 4/3
15	GRAHAM, Chris	PK	6- 3	235	Sr.	3L	Burlingame, Calif. (Burlingame)	S 1/1
45	GRZESIEK, Tanner	TB	5-10	205	Sr.	VR	Colorado Springs, Colo. (Classical Academy/UCCS)	WO 1/1
64	HAIGLER, Aaron	OL	6- 7	285	So.	1L	Northridge, Calif. (Notre Dame)	S 3/3
13	HAMILTON, Shamarr	OLB	6- 5	230	Jr.	JC	Lantana, Fla. (Santalucas/ASA College Miami)	S 3/2
96	HASSELBACH, Terran	OLB	6- 1	235	Jr.	2L	Parker, Colo. (Regis)	S 2/2
46	HEADLEY, Trent	ILB	6- 2	225	Sr.	VR	Littleton, Colo. (Columbine/Metro State)	WO 1/1
30	HILLIS, Riley	RB	6- 0	220	So.	HS	Arvada, Colo. (Ralston Valley)	WO 4/3
21	HUBBARD, Darrell	DB	6- 1	195	Jr.	JC	New Orleans, La. (Aldine Davis/Blinn College)	WO 3/2
79	HUCKINS, Jonathan	OL	6- 4	290	Sr.	3L	The Woodlands, Texas (The Woodlands)	S 1/1
29	HUDSON, Uryan	DB	5- 9	150	Fr.	RS	Manvel, Texas (Manvel)	WO 4/4
6	HUNTLEY III, Johnny	WR	6- 3	220	So.	1L	Plantation, Fla. (South Plantation)	S 4/3
76	IRWIN, Jeromy	OL	6- 5	295	Sr.	4L	Cypress, Texas (Cypress Fairbanks)	S 1/1
10	JACKSON, Jaylon	WR	5-10	175	Fr.	HS	Cedar Hill, Texas (Cedar Hill)	S 5/4
52	JACKSON III, Leo	DE	6- 3	275	Sr.	2L	Decatur, Ga. (North Atlanta/Foothill College)	S 1/1
36	JONES, Aki	LB	6- 0	215	Fr.	RS	San Jose, Calif. (Valley Christian)	S 4/4
8	JULMISSE, Anthony	DB	6- 1	190	So.	1L	Plantation, Fla. (South Plantation)	S 4/3
75	KAISER, Josh	OL	6- 5	295	Jr.	2L	Mission Viejo, Calif. (Mission Viejo)	S 2/2
86	KEENEY, Dylan	TE/HB	6- 6	220	Jr.	2L	Granite Bay, Calif. (Granite Bay)	S 2/2
89	KINNEY, Alex	P	6- 1	205	Jr.	2L	Fort Collins, Colo. (Rocky Mountain)	S 3/2
68	KOUGH, Gerrad	OG	6- 4	300	Sr.	3L	Pomona, Calif. (Pomona)	S 1/1
1	LAGUDA, Afolabi	DB	6- 1	205	Sr.	2L	Snellville, Ga. (Brookwood/Butler CC)	S 1/1
53	LANDMAN, Nate	LB	6- 3	210	Fr.	HS	Danville, Calif. (Monte Vista)	S 5/4
54	LANG, Terrance	DE	6- 7	265	Fr.	HS	Pomona, Calif. (Maranatha)	S 5/4
83	LAWSON, Erik	WR	6- 4	190	So.	TR	Boulder, Colo. (Monarch/CSU-Pueblo)	WO 4/3
29	LEE, Donovan	TB	5- 9	180	Sr.	3L	West Hills, Calif. (Chaminade College Prep)	S 2/1
20	LEWIS, Drew	LB	6- 2	220	Jr.	1L	Sammamish, Wash. (Eastlake/Washington/Coffeyville)	S 2/2
23	LEWIS, Isaiah	DB	6- 0	195	Fr.	HS	Granite Bay, Calif. (Granite Bay)	S 5/4
23	LINDSAY, Phillip	TB	5- 8	190	Sr.	3L	Aurora, Colo. (Denver South)	S 1/1
91	LOPEZ, Eddy	TE	6- 3	315	Jr.	2L	El Paso, Texas (Coronado)	S 2/2
56	LYNOTT, Tim Jr.	OL	6- 3	300	So.	1L	Parker, Colo. (Regis)	S 3/3
74	LYTLE, Chance	OT	6- 7	300	Fr.	HS	San Antonio, Texas (Churchill)	S 5/4
7	LYTLE, Tyler	QB	6- 5	205	Fr.	HS	Redondo Beach, Calif. (Servite)	S 5/4
14	MacINTYRE, Jay	WR	5-10	185	Jr.	2L	Boulder, Colo. (Monarch)	S 2/2
98	MAGRI, Nico	DL	6- 3	265	Fr.	HS	Lafayette, Colo., (Monarch)	WO 5/4
17	MARKSBERRY, Casey	QB	6- 3	185	Fr.	RS	Gwinnett, Ga. (Waunakee)	WO 4/4
93	MATHEWES, Michael	OLB	6- 4	245	Jr.	2L	Mission Viejo, Calif. (Mission Viejo)	S 2/2
95	McCARTNEY, Derek	OLB	6- 3	240	Sr.	3L	Westminster, Colo. (Faith Christian)	S 1/1
16	McGARRY, Tyler	QB	6- 0	210	So.	RS	Studio City, Calif. (Notre Dame)	WO 3/3
51	MEEK, Bryan	LB	6- 0	215	Sr.	RS	Niwot, Colo. (Niwot/Air Force)	WO 1/1
60	MIDDLEMISS, Dillon	OL	6- 5	280	So.	1L	Arvada, Colo. (Pomona)	S 3/3
14	MILLER, Chris	CB	5-11	175	Fr.	HS	Denton, Texas (Denton)	S 5/4
73	MILLER, Isaac	OL	6- 7	280	So.	VR	Longmont, Colo. (Silver Creek)	S 3/3
25	MOELLER, Ryan	DB	6- 1	215	Sr.	3L	Rifle, Colo. (Rifle)	S 1/1
12	MONTEZ, Steven	QB	6- 5	225	So.	1L	El Paso, Texas (Del Valle)	S 3/3
70	MORETTI, Jacob	OL	6- 4	275	Fr.	HS	Arvada, Colo. (Pomona)	S 5/4
99	MULUMBA, Chris	DL	6- 4	280	Jr.	JC	Helsinki, FINLAND (Mäkelänrinteen Luko/Diablo Valley College)	S 3/2
34	NEWMAN, Chase	LB	6- 2	210	Fr.	HS	La Mirada, Calif. (La Mirada)	S 5/4
13	NIXON, K.D.	WR	5- 8	180	Fr.	HS	DeSoto, Texas (DeSoto)	S 5/4
15	NOYER, Sam	QB	6- 4	210	Fr.	RS	Beaverton, Ore. (Beaverton)	S 4/4



No.	Player	Pos.	Ht.	Wt.	Class	Exp	Hometown (High School/Previous College)	Status
26	OLIVER, Isaiah	DB	6- 1	190	Jr.	2L	Goodyear, Ariz. (Brophy Prep)	S 3/2
...	OLVER, Sebastian	TE/LB	6- 5	250	Fr.	HS	Kentfield, Calif. (Marin Catholic)	S 5/4
53	PAIGE, Heston	OT	6- 5	270	Fr.	HS	Highlands Ranch, Colo. (ThunderRidge)	S 5/4
9	PATTERSON, T.J.	QB	6- 3	185	Sr.	VR	Boulder, Colo. (Boulder/Wyoming)	WO 1/1
66	POLLEY, Grant	OL	6- 4	265	Fr.	HS	Denton, Texas (Denton)	S 5/4
85	POPLAWSKI, Jared	TE	6- 4	230	Fr.	HS	Scottsdale, Ariz. (Saguaro)	S 5/4
95	PORTER, Nick	PK	6- 0	185	So.	VR	Louisville, Colo. (Fairview)	WO 3/3
49	PRICE, Davis	PK	6- 2	185	So.	1L	Evergreen, Colo. (Evergreen)	WO 4/3
65	PURSELL, Colby	OL	6- 4	285	Fr.	HS	Valencia, Calif. (Hart)	S 5/4
3	RAKESTRAW, Derrion	DB	6- 2	185	Fr.	RS	Woodstock, Ga. (Sequoyah)	S 4/4
90	ROBERTS, Terriek	DE	6- 6	260	Fr.	RS	Denver, Colo. (South)	S 4/4
2	ROSS, Devin	WR	5-11	180	Sr.	3L	Altadena, Calif. (Bishop Alemany)	S 1/1
38	RUSSELL, Brady	LB	6-3	230	Fr.	HS	Fort Collins, Colo. (Fossil Ridge)	WO 5/4
39	SANCHEZ, Jaisen	DB	6- 1	200	Jr.	1L	Kapolei, Hawai'i (St. Louis)	S 2/2
33	SANDERS, Chase	S	6- 0	180	Fr.	RS	Jupiter, Fla. (Jupiter)	WO 4/4
3	SHENAULT, Laviska Jr.	WR	6- 1	205	Fr.	HS	DeSoto, Texas (DeSoto)	S 5/4
78	SHERMAN, William	OL	6- 3	295	Fr.	HS	Allen, Texas (Allen)	S 5/4
61	SMITH, Kolter	OL	6- 2	270	Fr.	RS	Edmond, Okla. (Deer Creek)	WO 4/4
10	SPARACO, Dante	OLB	6- 5	245	Fr.	HS	Englewood, Colo. (Cherry Creek/IMG Academy)	S 5/4
48	STEFANOU, James	PK	6- 1	185	Fr.	HS	Melbourne, AUSTRALIA (Rose Hill Secondary College)	S 5/4
45	STOLTENBERG, Jacob	LB	6- 0	240	Fr.	RS	Sugar Land, Texas (Clements)	WO 4/4
28	TALLEY, Daniel	DB	6- 2	210	Jr.	1L	Aurora, Colo. (Regis/CSU-Pueblo)	WO 2/2
55	TONZ, Brett	OL	6- 3	295	So.	1L	Peoria, Ariz. (Centennial)	S 3/3
22	TREGO, Kyle	DB	6- 0	195	Jr.	1L	Discovery Bay, Calif. (Liberty/Diablo Valley College)	S 3/2
72	TUILOMA, Lyle	DT	6- 3	320	So.	1L	Nanakuli, Hawai'i (Nanakuli)	S 3/3
5	UDOFFIA, Trey	DB	6- 0	185	Fr.	RS	Loomis, Calif. (Del Oro)	S 4/4
50	UMU, Frank	DE	6- 4	305	So.	1L	Littleton, Colo. (Heritage)	S 3/3
31	VAN DIEST, Jonathan	LB	6- 1	235	Fr.	HS	Louisville, Colo. (Cherry Creek)	S 5/4
77	VAUGHN, Hunter	OL	6- 7	300	Fr.	RS	Parker, Colo. (Legend)	S 4/4
18	WALKER, Lee	WR	6- 0	185	Jr.	2L	San Diego, Calif. (James Madison)	S 2/2
40	WELLS, Carson	OLB	6- 4	230	Fr.	HS	Bushnell, Fla. (South Sumter)	S 5/4
4	WIGLEY, Dante	DB	6- 1	180	So.	JC	Carrollton, Ga. (Carrollton/Holmes Community College)	S 3/2
9	WINFREE, Juwann	WR	6- 3	210	Jr.	JC	Englewood, N.J. (Dwight Morrow/Maryland/Coffeyville)	(knee) S 2/2
6	WORTHINGTON, Evan	DB	6- 2	210	Jr.	2L	Aurora, Colo. (Cherokee Trail)	S 2/2

Heights and weights recorded as of May 8, 2017. **EXPERIENCE KEY:** #L—indicates number of letters earned through 2016; HS—high school; JC—junior college transfer; RS—freshman redshirt in 2016; TR—transfer; VR—varsity reserve performer. **STATUS KEY:** S—scholarship, WO—walk-on; #/#—clock at start of 2017 season, i.e., 2/1: two years to play one in eligibility.

Inactive Roster Players (Injured/Ineligible, Etc.)

No.	Player	Pos.	Ht.	Wt.	Class	Exp	Hometown (High School/Previous College)	Reason	Status
71	SHUTACK, Jack	OL	6- 6	290	So.	TR	Western Springs, Ill. (Nazareth Academy/Rutgers)	Transfer	WO 3/2

Grayshirts (January 2018 Enrollment)

No.	Player	Pos.	Ht.	Wt.	Class	Exp	Hometown (High School/Previous College)	Status
...	RODDICK, Casey	OL	6- 4	340	Fr.	HS	Ventura, Calif. (St. Bonaventure)	S 5/4
...	SAMI, Jalen	DT	6- 6	320	Fr.	HS	Colorado Springs, Colo. (Vista Ridge)	S 5/4

NUMERICAL ROSTER

No.	Player	Pos.	No.	Player	Pos.	No.	Player	Pos.	No.	Player	Pos.
1	FIELDS, Shay	WR	17	ENTO, Kabion	WR	42	FALO, N.J.	OLB	72	TUILOMA, Lyle	DT
1	LAGUDA, Afolabi	DB	17	MARKSBERRY, Casey	QB	43	BOUNDS, Chris	TE	73	MILLER, Isaac	OL
2	ROSS, Devin	WR	18	WALKER, Lee	WR	44	CALLIER, Jacob	OLB	74	LYTLE, Chance	OT
2	BLACKMON, Ronnie	DB	19	ADKINS II, Michael	TB	45	GRZESIEK, Tanner	TB	75	KAISER, Josh	OL
3	RAKESTRAW, Derrion	DB	20	LEWIS, Drew	LB	45	STOLTENBERG, Jacob	LB	76	IRWIN, Jeromy	OL
3	SHENAULT, Laviska Jr.	WR	21	EVANS, Kyle	TB	46	HEADLEY, Trent	ILB	77	VAUGHN, Hunter	OL
4	BOBO, Bryce	WR	21	HUBBARD, Darrell	DB	47	EDRIDGE, Nick	OLB	78	SHERMAN, William	OL
4	WIGLEY, Dante	DB	22	TREGO, Kyle	DB	48	STEFANOU, James	PK	79	HUCKINS, Jonathan	OL
5	FRAZIER, George	DE/TE	22	BELL, Maurice	WR	49	PRICE, Davis	PK	80	COLEMAN, Derek	TE
5	UDOFFIA, Trey	DB	23	LINDSAY, Phillip	TB	50	UMU, Frank	DE	83	LAWSON, Erik	WR
6	HUNTLEY III, Johnny	WR	23	LEWIS, Isaiah	DB	51	MEEK, Bryan	LB	84	FRAZIER, Cameron	WR
6	WORTHINGTON, Evan	DB	25	MOELLER, Ryan	DB	52	JACKSON III, Leo	DE	85	POPLAWSKI, Jared	TE
7	FISHER, Nick	DB	26	OLIVER, Isaiah	DB	53	LANDMAN, Nate	LB	86	KEENEY, Dylan	TE/HB
7	LYTLE, Tyler	QB	27	GEORGE, Kevin	CB	53	PAIGE, Heston	OT	87	COCHRANE, Xavier	WR
8	JULMISSE, Anthony	DB	28	TALLEY, Daniel	DB	54	LANG, Terrance	DE	88	CHIAVERINI, Curtis	WR
8	FONTENOT, Alex	RB	29	LEE, Donovan	TB	55	TONZ, Brett	OL	89	KINNEY, Alex	P
9	WINFREE, Juwann	WR	29	HUDSON, Oryan	DB	56	FRANKE, Jase	DT	89	DEMENT, Kevin	WR
9	PATTERSON, T.J.	QB	30	HILLIS, Riley	RB	56	LYNOTT, Tim Jr.	OL	90	ROBERTS, Terriek	DE
9	EDWARDS, Javier	DL	31	VAN DIEST, Jonathan	LB	57	BENNION, Sam	OLB	91	LOPEZ, Eddy	TE
10	JACKSON, Jaylon	WR	32	GAMBOA, Rick	ILB	59	COLEMAN, Timothy Jr.	DE	93	MATHEWES, Michael	OLB
10	SPARACO, Dante	OLB	33	SANDERS, Chase	S	60	MIDDLEMISS, Dillon	OL	95	McCARTNEY, Derek	OLB
12	MONTEZ, Steven	QB	34	NEWMAN, Chase	LB	61	SMITH, Kolter	OL	95	PORTER, Nick	PK
13	HAMILTON, Shamar	OLB	35	BISHARAT, Beau	TB	62	EGGERS, Justin	OL	96	HASSELBACH, Terran	OLB
13	NIXON, K.D.	WR	36	JONES, Akil	LB	63	BALE, J.T.	SN	97	BANDI, Mo	DL
14	MacINTYRE, Jay	WR	37	COOPER, Lucas	DB	64	HAIGLER, Aaron	OL	98	MAGRI, Nico	DL
14	MILLER, Chris	CB	38	RUSSELL, Brady	LB	65	PURSELL, Colby	OL	99	MULUMBA, Chris	DL
15	GRAHAM, Chris	PK	39	SANCHEZ, Jaisen	DB	66	POLLEY, Grant	OL	...	OLVER, Sebastian	TE/LB
15	NOYER, Sam	QB	40	WELLS, Carson	OLB	68	KOUGH, Gerrad	OG			
16	McGARRY, Tyler	QB	41	BERGNER, Andrew	CB	70	MORETTI, Jacob	OL			



THE PLAYERS



MICHAEL ADKINS II, TB

5-10, 205, Sr., 4L

San Diego, Calif.
(Helix)



AT COLORADO: Career—He enters his senior year having played in 25 games (four starts) and he ranks 42nd in school history with 1,175 rushing yards on 236 carries ... Also ranks 65th in scoring with 84 points (off of 14 touchdowns – 13 rushing, one receiving).

2016 (Jr.-RS.)—Appearing in three games, he rushed 10 times for 30 yards with one touchdown and also had one reception for one yard at No. 4 Michigan ... Rushing TD was in victory over Oregon State, a game in which he rushed seven times for 31 yards ... He healed in time for spring practices after a season-ending hamstring injury he suffered early in his original junior season.

2015 (Jr.)—He played in the first three games of the season (one start), but suffered a severe hamstring injury in the Colorado State game that would sideline him for the remainder of the season ... Had 42 carries for 218 yards (5.1 per) and three touchdowns in his brief action, in the process becoming the 52nd player in CU history to rush for 1,000 career yards ... Scored both of CU's touchdowns in a 28-20 season-opening loss at Hawai'i, and then gained 119 yards with a TD in the 48-14 win over Massachusetts ... Had just one carry against CSU before he was injured ... Participated in spring practice on a limited non-contact basis as he finished his rehabilitation following a knee injury and subsequent surgery that ended his 2014 season prematurely.

2014 (Soph.)—He saw action in 10 games (two starts), missing the final two games of the season with a knee injury that required arthroscopic surgery after he was hurt early in the Arizona game ... Was leading the team in rushing at the time of the injury and finished third with 398 yards, averaging 4.91 yards for 81 attempts with three touchdowns ... Caught 11 passes for 60 yards (long of 22) ... Recorded a pair of 100-yard games, running for 109 yards on 13 carries against Washington, with 107 yards on 17 tries with a touchdown versus UCLA; other top games included Oregon State (13-79, 1 TD) and Colorado State (16-68) ... He was 4-of-4 picking up first downs on third-fourth down carries with one yard to go (and converted three on five receptions), and he earned 32 first downs on the season (27 rushing, five receiving) ... Lindy's Pac-12 Football selected him as a third-team performer on its preseason All-Pac-12 teams after his solid freshman debut.

2013 (Fr.)—He earned honorable mention Freshman All-America honors from collegefootballnews.com and the league coaches named him honorable mention All-Pac-12 ... Played in nine games (one start), as he did not play in the first two of the season and missed the UCLA game after suffering a concussion in the fourth quarter the previous week against Arizona ... For the year, he rushed 103 times for 535 yards and scored six touchdowns; it was the sixth-most single-season yards by a freshman in CU history (fifth-most by a true frosh), with his 5.3 yards per carry the third-best by any freshman with 400 or more yards as were the six TDs (tied with two others) ... Caught 11 passes for 127 yards (11.5 per), which included a 63-yard catch and run for a touchdown against Cal, and earned 31 first downs (27 rushing, four receiving) ... Converted 5-of-8 third/fourth down rushes into first downs, including all three tries with 1 yard to gain ... Recorded one 100-yard game, coming in his one start when he rushed for 137 yards on 13 carries against Charleston Southern; he also scored four touchdowns against the Buccaneers, setting a school record for the most rushing and overall TDs in a single-game by a freshman (the previous mark of three had been accomplished only twice); Athlon Sports named him the Pac-12 Freshman of the Week for his efforts ... In his debut at Oregon State, he gained 98 yards on 14 carries, and he also had 63 yards on 14 tries against USC with a TD (his other score came against Arizona).

HIGH SCHOOL—He earned PrepStar All-West Region honors at running back as a senior, when he earned second-team All-CIF San Diego Section

and first-team All-East County and All-Grossmont Hills League accolades (he was second-team All-East County as a junior); in addition, he garnered the area's most outstanding offensive player honor ... He was the San Diego area's Student-Athlete of the Year for 2012-13 as selected by The Mighty 1090 (AM radio) based on his academic and athletic achievements ... In his prep career, he rushed for 3,115 yards and 40 touchdowns, despite being a full-time starter just his senior season, when he rushed 216 times for 1,770 yards and 24 scores ... Gained 100 or more yards in nine games and also caught 13 passes for 186 yards in leading the East (San Diego) County in rushing, scoring and all-purpose yards ... As a junior, he had 91 attempts for 919 yards and 12 touchdowns, with 105 receiving yards and another score ... As a sophomore, he had 36 carries for 426 yards and four TDs, missing half the season after suffering an injury ... Top games as a senior: in a 48-21 win over Steele Canyon, he rushed 23 times for 260 yards and three touchdowns, with 28 more yards on two receptions for 298 all-purpose; in a 35-0 romp over West Hills, he carried 16 times for 170 yards and three scores; and in a 45-14 win over league rival Grossmont, he had 25 carries for 196 yards and three touchdowns along with two receptions for 77 yards ... Top game as a junior: in a 44-6 win over Oceanside in the CIF Division II title game, he carried nine times for 137 yards, which touchdown runs of 25 and 61 yards in the third quarter doused the hopes of any Oceanside comeback ... Under Coach Troy Starr, Helix captured the Grossmont Hills League his sophomore through senior seasons and was 10-1 his senior year, 13-1 his junior when HHS was the CIF Division II (San Diego) champions, and 11-2 his sophomore year (Helix lost in the CIF semis his senior and sophomore campaigns) ... He lettered three times in track, as he participated in sprints and relays; he owned career bests of 10.8 in the 100-meters and 22.2 in the 200 (both hand-timed) and 50.48 in the 400 ... Also played basketball as a freshman.

ACADEMICS—He is earning concurrent degrees, his bachelor's in Business (Finance/Accounting) and his master's in Accounting, as well as a minor in Leadership Studies; he is on schedule to graduate this December ... Earned first-team Pac-12 All-Academic team honors as a junior (second-team as a sophomore, when he also garnered first-team Academic All-Colorado honors from the state's chapter of the National Football Foundation (he was honorable mention as a junior) ... Owned a most impressive 4.49 GPA in high school, and was named the *San Diego Union-Tribune's* All-Academic Team Captain for football (the paper selects an academic captain for eight fall sports) ... Named a National Football Foundation Scholar-Athlete as a senior by the Walter J. Zable/San Diego Chapter of the organization ... On the Honor Roll every quarter in high school, he took both AP and Honors classes as a prep, and his outstanding GPA earned him offers to attend school and play football at Harvard, Yale and the Air Force Academy.

PERSONAL—He was born April 28, 1995 in San Diego ... Hobbies include playing video games, basketball, bowling (and at one time, golf) and rapping (freestyle) ... Father (Michael) ran track at UNLV and San Diego State ... He is active with youth in his community, volunteering with his old Pop Warner league as well as organizing and coaching in several sports, in particular helping with area track meets ... He has aspirations of ascending to be a CEO after his football career, telling the *Union-Tribune*, "I've always been a businessman since I was a young kid." (He sold pistachios for a dime to classmates in elementary school and an individual Starburst for a quarter in middle school, turning a profit in both situations.) ... In the summer of 2017 he worked an internship with First Bank in Boulder.

Season	RUSHING					High Games			RECEIVING				High Games		
	G	Att	Yds	Avg.	TD	Long	Att	Yds	No	Yds	Avg.	TD	Long	Rec	Yds
2013	9	103	535	5.2	6	34t	16	137	11	127	11.5	1	63t	2	63
2014	10	81	398	4.9	3	43	17	109	11	60	5.5	0	22	2	22
2015	3	42	212	5.1	3	21t	22	119	3	7	2.3	0	8	2	4
2016	3	10	30	3.0	1	16	7	31	1	1	1.0	0	1	1	1
Totals	25	236	1175	5.0	13	43	17	137	26	195	7.5	1	63t	2	63

ADDITIONAL STATISTICS—Kickoff Returns: 2-54, 27.0 avg., 29 long (2013).



**J.T.
BALE, SN**

6-2, 205, Soph., 1L

La Mirada, Calif.
(La Mirada)



AT COLORADO: 2016 (Fr.-RS)—He played in all 13 games plus the Alamo Bowl as the long and short snapper; he handled every snap on the punt team (68) and field goal/PAT unit (78) for a total of 146 plays ... Earned nine special team points on the strength of six forced fair catches, two assisted tackles and a first downfield credit ... He replaced two-year veteran Wyatt Tucker Smith, who graduated at the long- and short-snapper positions.

2015 (Fr.)—Redshirted; he practiced as a long snapper on special teams the entire year (was third on the depth chart) ... Joined the team as a recruited walk-on just prior to the start of August camp.

HIGH SCHOOL—As a senior, he was a first-team All-Suburban League performer at defensive end, when he was in on 35 tackles (14 solo), with four for losses including two quarterback sacks ... Had five tackles in four different games and also forced two fumbles ... Lettered three times (sophomore through senior years), also playing tight end on offense and as the long snapper on special teams ... Under coach Mike Moschetti, the former CU quarterback (1998-99), La Mirada was 9-2 his sophomore and senior seasons, 4-7 his junior year and 8-5 his freshman year; LMHS won the Suburban League title his freshman, sophomore and senior seasons (going 20-3 in league during his four years as a member of the team).

ACADEMICS—He is majoring in Economics at Colorado.

PERSONAL—He was born Dec. 18, 1996 in Long Beach, Calif. ... Hobbies include fishing and wakeboarding ... Two cousins played college football at smaller schools in California; Matt Griffin at the University of La Verne and Jack Rulon at Redlands University.



**MO
BANDI, DL**

6-5, 260, Soph., VR

Longmont, Colo.
(Niwot)




AT COLORADO: 2016 (Fr.)—He did not see any game action, but did dress for one game (Colorado State) ... Joined the team as a walk-on ahead of spring practices where he started out on the defensive line ... He moved to the offensive line just ahead of August practices ... Enrolled at Colorado as a true freshman for the fall 2015 semester.

HIGH SCHOOL—He lettered three times as an offensive and defensive lineman at Niwot, where he earned honorable mention All-State honors as a senior under coach Josh Brewer ... Was versatile on offense, playing all three positions: center, guard and tackle while lining up at end on defense ... The Cougars struggled in his prep days, going 0-10 his senior year, 2-7 his junior season and 2-8 when he was a sophomore ... Was also a member of the U.S. National U18 Football Team in 2014 (his junior year), serving as a team captain.

ACADEMICS—He is majoring in Neuroscience at Colorado.

PERSONAL—He was born July 8, 1997 in India ... He has aspirations of attending medical school and becoming a neurosurgeon after he completes his undergraduate degree ... His given first name is the longest in CU football history: Varasiddimounish (16 letters); he goes by either Mo or Mounish.



**MAURICE
BELL, WR**

6-0, 170, Fr., HS

Murrieta, Calif.
(Murrieta Valley)



HIGH SCHOOL—He was ranked by Scout.com as the No. 8 wide receiver in California ... Played in the inaugural Polynesian Bowl at Aloha Stadium in Honolulu on Jan. 21, 2017 ... Was a defensive back and wide receiver for coach George Wilson, helping the Nighthawks to their best season in the program's 25-year history with an 11-3 record in 2016 and their first Southwestern League title since 2005 ... Murrieta Valley had a perfect 5-0 record in conference play and appeared in the Southern Section Division 2 title game in 2016 ... Nighthawks were ranked No. 2 in the season-end Inland rankings by *The Press Enterprise* ... Garnered All-Area honorable mention honors from *The Press Enterprise* as a senior when he caught 69 passes for 1,083 yards and seven touchdowns ... Averaged 15.7 yards per reception and was one of two players in the Southwestern League to have over 1,000 yards receiving, the other being teammate Marquis Spiker, who had 1,737 ... Biggest game came against Colorado's Grandview (Aurora) High School, when he had 11 receptions for 245 yards and two touchdowns in a 50-49 loss in Murrieta, Calif. ... In a game against Vista Murrieta, his pass breakup on a fourth-and-2 with 1:29 remaining secured the Nighthawks 42-37 victory that snapped Vista Murrieta's seven-plus-year league winning streak ... Had six receptions for 116 yards and one 65-yard TD reception in a 42-14 victory over Great Oak that clinched a share of the Southwestern League title ... In a 42-0 win over Chaparral, he had 10 catches for 213 yards and three TDs ... Had a 93-yard kickoff return for a touchdown in a 56-27 win over Murrieta Mesa and on five total returns in 2016 he averaged 39.6 yards ... As a junior he caught 51 passes for 956 yards with 16 touchdowns ... Posted four 100-yard receiving games that year and had a TD reception in 10 of 12 games, including multiple TDs in five contests ... Caught five passes for 138 yards and three TDs a 63-13 win over Temecula Valley ... He also played basketball as a freshman and sophomore in high school and ran track, competing in the 200- and 400-meter dashes ... Top times in those events were 22.7 and 49.5, respectively.

ACADEMICS—He is interested in studying communications at Colorado.

PERSONAL—He was born June 10, 1999, in San Diego, Calif. ... Hobbies include hanging out with friends and working out ... His mother, Allison, works for Verizon Wireless and father, Lester, owns a business assisting special development adults ... He is active in the community and volunteered for local charity groups aimed at raising funds and awareness for cancer, and also for his father's business.



**SAM
BENNION, OLB**

6-5, 235, Fr., RS

North Logan, Utah
(Logan)



**ANDREW
BERGNER, CB**

5-11, 165, Sr., 2L

Parker, Colo.
(Legend/Arizona State)



AT COLORADO: 2016 (Fr.)—He enrolled at CU for the spring semester after completing his Mormon mission ... Received the Defensive Scout Team Player of the Year award at the season-ending team banquet ... Did not see game action, but did dress for one game (Utah).

2014-15—He served his two-year Mormon mission for the Church of Jesus Christ of Latter Day Saints; he left for Chile on Jan. 29, 2014 ... He actually signed his letter-of-intent in Mexico City, where he had begun the process of taking six weeks of language classes before heading to Concepcion, Chile, where he spent the two years serving his mission ... He did a variety of things to fulfill his mission requirements, including humanitarian services, counseling and helping to build homes and other projects.

HIGH SCHOOL—He earned second-team All-State honors from the *Salt Lake Tribune* as a senior (honorable mention by the *Deseret News* for a second straight year) ... Garnered first-team All-Region and All-Valley honors as a junior and senior; during his final prep season, he racked up 63 tackles (39 solo), with 12 for losses and nine-and-a-half quarterback sacks ... Also had six quarterback hurries, two passes broken up and two forced fumbles ... Was in on 52 tackles (34 solo) his junior year, with 14 tackles for loss that included 10 sacks; he added five pressures and two PBU's ... Had eight tackles in four different games as a senior, including in a 22-17 win over Bountiful when seven of the stops were of the solo variety (with one a quarterback sack) ... Had five games in his career with two or more sacks (with a high of three in a 17-10 loss to Mountain Crest his junior year, when he also had nine tackles) ... Posted a career-high 11 tackles (nine solo, with two-and-a-half sacks) in a 28-10 win over Box Elder, also as a junior ... A three-year starter on defense, on occasion, he'd play some spot offensive tackle throughout his career ... Under coach Mike Favero, Logan was 11-1 his senior year, reaching the state quarterfinals after claiming the 4A Region 5 regular season title; LHS was 8-3 his junior season and 14-0 (4A state champs) his sophomore year ... He also participated in track as a junior.

ACADEMICS—He is majoring in Integrative Physiology at Colorado ... He graduated from high school in January 2014, owning a 3.95 overall grade point average and was recruited by several Ivy League schools.

PERSONAL—He was born Oct. 5, 1995 in Logan, Utah ... Hobbies include reading, weightlifting, hiking, backpacking, four-wheeling and traveling; he had already visited over 20 countries before his 18th birthday, several of those throughout Europe and the Middle East (including Greece, Turkey, Israel, Egypt and Jordan) ... An Eagle Scout, he is also an exceptional marksman (target shooting with a 9mm Beretta) ... Hails from the same high school that produced arguably Utah's most famous athlete if not overall personality, Merlin Olsen (football at Utah State and for the NFL Los Angeles Rams, and later on an actor on *Little House on the Prairie* and *Father Murphy*). (Last name is pronounced *Ben-yun*.)

AT COLORADO: 2016 (Jr.)—He played in all 13 games plus the Alamo Bowl, primarily on special teams, and had six total tackles on the season ... Credited with four tackles on special teams (three solo, one assisted), had four knockdown or springing blocks on kickoff returns and one punt pressure to give him nine special teams points ... On the defensive side of the ball he appeared in four games and was credited with two tackles, one forced fumble in the Colorado State game and had one pass breakup.

2015 (Soph.)—He saw action in one game, on special teams at UCLA, and dressed for four others ... Joined the team as a walk-on just ahead of spring drills.

2014 (Fr.-RS.)—He attended CU as a student after transferring to Boulder from Arizona State University; he was not on the football team in Tempe.


HIGH SCHOOL—A two-year starter at cornerback, he earned first-team All-South Metro (4A) honors as a senior, after being selected an honorable mention performer for his junior season ... As a senior, he recorded 44 tackles (35 solo, six for losses with one quarterback sack), along with four interceptions, seven pass deflections and four fumble recoveries ... On offense, he rushed the ball 16 times for 95 yards (5.9 per), with two receptions for 16 yards and a touchdown; he returned two kickoffs for 68 yards (34.0 average) ... Had 20 tackles (16 solo) as a junior, with three interceptions and three pass deflections ... Saw limited action as a sophomore on both sides of the ball in the secondary as well as receiver (one reception) ... Top games: as a senior, in a 23-13 loss to Rock Canyon, he had nine tackles (eight solo), four passes broken up, an interception and a fumble recovery ... As a junior, in a 36-20 win over Rampart, he had six tackles (all solo) and an interception ... He had four tackles (all unassisted) in a 24-21 win over rival Ponderosa, one year after LHS had lost to them by 50 points; he called it the biggest moment of his high school career ... His seven career interceptions set a Legend school record ... LHS was 5-5 his senior year and 4-6 his junior season under coach Robert Doyle ... He also lettered twice in track (300-meter hurdles).

ACADEMICS—He is majoring in Sociology at Colorado ... Earned first-team All-Academic honors as a prep his junior and senior years.

PERSONAL—He was born Feb. 1, 1995 in Denver ... Hobbies include spending time with his younger siblings, Freddie, Tatum and Emerson ... Father (Ken Burke) lettered in track at Texas A&M (high jump) and is a graphic designer for Starz, the cable entertainment network.

Season	G	Plays	TACKLES												
			UT	AT	TOT	TFL	Sacks	TZ	3DS	Hurr	FR	FF	PBU	Int	
2016	4	36	1	1	2	0-0	0-0	0	0	0	0	0	1	1	0

ADDITIONAL STATISTICS—Special Team Tackles: 3,1—4 (2016).



**BEAU
BISHARAT, TB**

6-2, 215, Soph., 1L

Sacramento, Calif.
(Jesuit)



AT COLORADO: 2016 (Fr.)—The coaches named him the winner of the Bill McCartney Award for special teams achievement ... He played in all 13 games plus the Alamo Bowl, one of just four true freshmen to play for the Buffs; he started out the season playing mostly on special teams, but worked his way into special packages on offense the last month of the season ... Gained 45 yards on 15 carries, as he had rushing attempts in three of the first five games, including opening up the season with 17 yards on four carries against Colorado State ... The next week against Idaho State he picked up 19 yards on the ground and also recorded his first career tackle on kickoff coverage ... He played on nearly all of CU's special team units, earning 12 points on the strength of five solo tackles, two assisted tackles, four knockdown/springing blocks on returns and one forced fair catch.

HIGH SCHOOL—As a senior, he was named to the prestigious *Tacoma News-Tribune's* Western 100 list (one of six running backs), in addition to earning first-team All-Metro (*Sacramento Bee*) and All-Delta League honors; an ankle injury hampered him much of the season which limited his accolades ... As a junior, he was a first-team All-State performer (Cal-Hi Sports), first-team all-CIF Northern Section, first-team All-Metro and first-team All-Delta League ... A three-year starter, he had career totals of 4,130 yards rushing, averaging 10.1 yards per carry on 408 attempts, with 43 touchdowns, while making 57 receptions for 834 yards (14.6 per) and six scores ... Had 16 100-plus yard rushing games, and had at least one run of 70 or more yards in seven career games and at least one of 50 or longer 13 times ... As a senior, despite nursing an ankle injury at different points of the season, he rushed for 1,036 yards and seven touchdowns on 113 carries while catching 15 passes for 189 yards and two scores ... Had a monster junior season, with 184 carries for 1,975 yards and 32 touchdowns (a long run of 94 yards), along with 31 receptions for 505 yards and three touchdowns; he played some outside linebacker on defense in recording 23 tackles (two quarterback sacks) and a fumble recovery ... As a sophomore, when he was a second-team All-League selection, he rushed 111 times for 1,119 yards and 13 TDs, with 11 receptions for 140 yards and a score ... Top games as a senior: in a 51-9 win over Christian Brothers, he rushed 22 times for 361 yards and four touchdowns (one covering 86 yards), with one catch for 22 more giving him 383 all-purpose yards; in a 42-26 win over Davis, he rushed for 159 yards and two scores and caught three passes for 56 yards and a third TD ... As a junior, his best games included: 19-309 (3 TDs) rushing and 4-57 receiving for 366 total yards in a 27-0 win over Gregori; 17-184 (2 TDs) rushing and 6-90 receiving in a 42-38 win over Elk Grove; and 18-226 (2 TDs) rushing and 1-46 (1 TD) receiving in a 42-28 win over Yuba City ... As a sophomore, he rushed for 243 yards and a touchdown on just 15 carries in a 45-42 loss to Oak Ridge ... Under coach Marlon Blanton, Jesuit was 5-5 his senior year, 9-3 his junior season and 9-4 his sophomore campaign ... He participated in varsity track as a freshman, finishing second in the state in the triple jump (43-0).

ACADEMICS—He is enrolled in CU's College of Arts and Sciences, but is undecided on a major ... He owned a 3.3 grade point average in high school.

PERSONAL—He was born March 10, 1998 in Sacramento, Calif. ... Hobbies include hunting, fishing and several water sports (wake surfing, water skiing and jet skiing) ... His father (Charlie) was a running back at Oregon; he played in the 1979 season opener against Colorado at Folsom Field (which was the first-ever college football game televised on ESPN) and had one carry for two yards in a game Oregon won 33-19. (*Last name is pronounced bish-er-rot.*)

Season	RUSHING					High Games			RECEIVING					High Games		
	G	Att	Yds	Avg.	TD	Long	Att	Yds	No	Yds	Avg.	TD	Long	Rec	Yds	
2016	13	15	45	3.0	0	0	7	8	19	0	0	0.0	0	0	0	

ADDITIONAL STATISTICS—Special Team Tackles: 5,2—7 (2016).



**RONNIE
BLACKMON, DB**

5-10, 175, Fr., RS

Atlanta, Ga.
(Westlake)



AT COLORADO: 2016 (Fr.)—Redshirted; he practiced at defensive back and kick returner all year ... Dressed for the first seven games of the season, but did not see game action.

HIGH SCHOOL—Rivals.com rated him among the top 50 cornerback prospects in the nation heading into his senior year, when after the season he was invited to and participated in the 2015 Offense Defense All-American Bowl in Daytona Beach (he had two interceptions for the National Team) ... As a senior, he earned first-team All-State honors from the Atlanta Journal-Constitution and the Georgia Sports Writers Association, the latter also selecting him the first-team kick returner and as the "athlete" on offense ... Also garnered Metro Atlanta defensive player of the year honors (AJC), earned first-team All-Region and Atlanta Touchdown Club All-Star team honors at defensive back. In addition to being named the 6A-Region 3 most valuable player and an Atlanta 11alive player of the week ... Accounted for 1,149 yards in a variety of ways; on offense, he caught 17 passes for 240 yards and five touchdowns (with three rushed for one yard); he returned 10 kickoffs for 256 yards (25.6 avg. with a long of 85); he had 23 punt returns for 430 yards and a touchdown (18.7 per with a long of 83); he made seven interceptions with 102 yards on those runbacks; and he returned two fumbles for 120 yards ... He racked up 45 tackles on defense (37 solo), with 21 pass deflections and two tackles for loss ... Serving as Westlake's punter, he averaged 33.4 yards on 40 kicks, with 11 inside-the-20 and a long of 52 ... As a junior, he earned first-team All-Region honors at kick returner and was a second-team selection at both wide receiver and defensive back ... Had 1,007 all-purpose yards and nine touchdowns: he caught 24 passes for 377 yards and four touchdowns (15.7 per with a long of 72), he had one rush for nine yards, 200 yards on seven kickoff returns (28.6 per, with one TD), 321 yards on 24 punt returns (13.1 avg., with a long of 58); he returned four interceptions a total of 58 yards, and returned a fumble for 42 more yards ... He had 20 tackles (19 solo, one for a loss) and two pass break-ups ... Top games as a senior: in a 7-0 setback to East Coweta, he had eight tackles (all solo), two interceptions and five punt returns for 59 yards; in a 44-0 win over Campbell, he had a receiving touchdown and another on a fumble return (he recovered two fumbles in that game and returned both a combined 120 yards); and in a round of 16 playoff win over Peachtree Ridge, he had six tackles, six pass deflections, an interception along with two receptions for 45 yards and a touchdown ... As a junior in a 41-13 win over North Paulding, he had three interceptions, five tackles (all solo with one for a loss) with two kickoff returns for 108 yards including an 85-yard runback for a touchdown ... Under coach Bryan Love, Westlake was 10-3 his senior year, reaching the state quarterfinals, and 10-2 his junior season; Westlake won the 6A-Region 3 championship both years ... He attended Sandy Creek High School (Tyrone, Ga.) as a freshman and sophomore, playing on the varsity both seasons ... As a sophomore, he had 12 tackles (nine solo) with an interception and a pass broken up; he was in on eight tackles (six solo) with an interception he returned 65 yards for a touchdown as a freshman ... He was part of a 26-game winning streak at Sandy Creek, which under coach Chip Walker was 11-1 his sophomore year (undefeated until the state quarterfinals), but was 15-0 and the 4A state champions his freshman campaign ... He also lettered in track (sprints, relays and jumps).



ACADEMICS—He is enrolled in CU’s College of Arts and Sciences, but is undecided on a major ... He owned a 3.2 grade point average in high school.

PERSONAL—He was born Nov. 3, 1997 in Atlanta, Ga. ... Hobbies include drawing and sketching and playing basketball ... Hails from the same high school as former Auburn and current Carolina Panther quarterback Cam Newton ... His nickname is “Smooth.”



BRYCE BOBO, WR

6-2, 200, Sr., 3L

Covina, Calif.
(Charter Oak)



AT COLORADO: Career: He ranks 22nd in school history with 88 career receptions and is 31st in receiving yardage with 945.

2016 (Jr.)—He earned honorable mention All-Pac-12 honors from the league coaches ... Played and started in 12 of 13 games, in addition to the Alamo Bowl, missing only the Utah contest due to injury ... Ranked third on the team in receiving yards with 523 and was fourth in receptions with 41 ... Had two touchdowns on the year, including a game-winning, body-twisting, one-handed 31-yard touchdown catch that lifted the Buffaloes to a 41-38 win at Oregon and landed him with the No. 1 play on SportsCenter’s Top 10 that night (one of two Top 10 plays he was featured with on SportsCenter during the year – the other at No. 3 for a one-handed 46-yard reception against Colorado State) ... Had a season/career-high 10 receptions against USC that went for 83 yards and one touchdown and he also threw a 67-yard touchdown - on his first career passing attempt - against the Trojans ... Earned CU Athlete of the Week honors for his performance against the Trojans ... Caught six passes for a season/career-high 110 yards in a win over Arizona State and included in that was a career-long 66-yard reception ... Opened the season with five catches for 99 yards in the win over Colorado State ... He earned 25 first downs on the year (24 receiving, 1 passing) .

2015 (Soph.)—He played in all 13 games, including a pair of starts, which came at Oregon State and against Stanford ... Finished sixth on the team with 24 receptions, which covered 207 yards (8.6 per, no touchdowns) with a long of 23, while earning 11 first downs ... Caught a season-high six passes for 51 yards against Arizona, and four receptions on two other occasions (Arizona State, Stanford) ... Had one solo tackle on special teams duty ... Sat out spring ball as he completed rehabilitation from shoulder surgery to repair a torn labrum.

2014 (Fr.-RS)—He played in all 12 games (one start, versus UCLA), as he hauled in 23 receptions for 215 yards and three touchdowns, averaging 9.4 yards per catch ... Had three catches of 20 or more yards and five for 10 yards or longer, with 10 of his grabs earning first downs ... His best game of the year came in his one start, as he had four catches for 54 yards and two scores against UCLA, both touchdowns coming in a dramatic fourth quarter comeback that sent the game into overtime ... His first was a 38-yard play on fourth down, and the second, a 3-yard catch, pulled the Buffs to within 31-28 ... Caught a season-high five passes at Massachusetts (for 54 yards), and he had two receptions for 36 yards at California, including a 30-yard touchdown catch with 21 seconds left in regulation that forced overtime ... He had a huge spring game, catching five passes for 132 yards and a touchdown, the latter covering 67 yards in the Black’s 21-17 win over the Gold; all told, he had nine grabs for 215 yards, 23.9 per catch, with two touchdowns in the four main scrimmages ... The coaches selected him as the recipient of the Bill McCartney Award for the spring, presented to the most improved special teams player.

2013 (Fr.)—Redshirted; he practiced at wide receiver the entire year.

HIGH SCHOOL—He earned PrepStar All-West Region honors at wide receiver as a senior, when he was also a SuperPrep Preseason All-Far West

selection (the No. 101 overall player in the California-Hawai’i-Nevada region) ... He earned first-team All-San Gabriel Valley as a senior and was a first-team All-Sierra League performer and his team’s most valuable receiver his junior and senior years ... As a senior, he caught 56 passes for 1,041 yards and 10 touchdowns, averaging 18.6 yards per reception ... Had four 100-yard and three multiple TD games (seven and five, respectively, for his career) ... He also had 190 return yards, three kickoffs for 99 (33.0 per, with a long of 54) and five punts for 91, an 18.2 average ... Caught 53 passes for 834 yards and nine touchdowns his junior year, when he had his career-long reception of 87 yards ... Also started at cornerback as a senior, recording 28 tackles (15 solo), with three interceptions (three others were called back due to penalties); he also had a quarterback sack and a fumble recovery ... He was a reserve on defense other seasons, playing corner and safety at times ... Top games as a senior: in a 41-13 win over Chino Hills, he caught five passes for 181 yards (36.2 average), three for touchdowns including a 55-yarder; he had a season-high seven catches for 136 yards in a 52-7 win over Los Osos; and in a 38-7 win over South Hills, he caught three balls for 116 yards and two scores ... Top games as a junior: in a 38-7 win over Chino Hills, he caught a career-high eight passes for 114 yards, and a week later in a 63-21 rout of Santiago, he caught six for 119 yards and three touchdowns ... Under Coach Lou Farrar, Charter Oak was 10-2 his junior and senior seasons, winning the Sierra League title both years, and was 6-2 his sophomore year ... He also lettered three years in basketball (forward), averaging about 15 points per game as a junior; he did not play as a senior.

ACADEMICS—He is majoring in Sociology at Colorado.

PERSONAL—He was born June 21, 1995 in Pasadena, Calif. ... A cousin and high school teammate (Khari Garcia) is a senior safety at Montana State ... He overcame tragedy at an early age, as his half-brother accidentally shot and killed his father when he was 4-years-old; he then started to play most sports at that young age, starting with football, soccer, baseball and basketball. (*Last name is pronounced bo-bo.*)

Season	G	RECEIVING			TD	Long	High Games	
		No.	Yds	Avg.			Rec	Yds
2014	12	23	215	9.4	3	38t	5	54
2015	13	24	207	8.6	0	23	6	51
2016	12	41	523	13.2	2	66	10	110
Totals	37	88	945	10.7	5	66	10	110

ADDITIONAL STATISTICS—Rushing: 1-minus 3, -3.0 avg. (2014). Passing: 1-1-0, 67, 1 TD (2016).

Special Team Tackles: 1,0—1 (2015).



CHRIS BOUNDS, TE

6-4, 240, Soph., 1L

Thousand Oaks, Calif.
(Chaminade College Prep)



AT COLORADO: 2016 (Fr.-RS)—He played in a total of 12 games including the Alamo Bowl, missing two contests (UCLA, Arizona) due to illness ... Had the first reception of his career in week two against Idaho State, which went for eight yards ... On special teams he recorded two tackles and was credited with one knockdown or springing block on a kick return.

2015 (Fr.)—Redshirted; he practiced early at both tight end and at defensive but settled in on offense where he practiced most of the year.

HIGH SCHOOL— He earned second-team All-Mission League honors for the third straight season as a senior, though he did garner first-team All-CIF recognition his junior year ... He was primarily a career blocking tight end, starting for three years, for a Chaminade team that averaged 241 rushing yards per game in 2014 (and an offense that put just under 460 in



the books each week); he caught two passes for 30 yards as a senior (one touchdown), seven for 69 as a junior and three for 41 his sophomore season ... Played both end and tackle on defense his freshman through senior years, with 28 tackles (20 solo, five for losses and two quarterback sacks) as a senior; he was in on 24 stops (17 solo, six for losses with four sacks), along with two forced fumbles and a pass broken up his junior year ... Had 28 tackles (14 solo) his sophomore year and 11 tackles (seven solo) as a freshman ... Under coach Ed Croson, Chaminade was 5-5 his senior year, 14-2 his junior season (CIF Division II Southern Section and Division II state champions), 12-2 his sophomore year (winning the Mission League title) and 10-3 when he was a freshman.

ACADEMICS—He is majoring in Business (Management) at Colorado ... As a redshirt freshman in 2016, he garnered honorable mention Academic All-Colorado honors from the state's chapter of the National Football Foundation ... He owned a 3.0 grade point average in high school.

PERSONAL—He was born Feb. 14, 1997 in Thousand Oaks, Calif. ... His father (John) played college football at West Virginia, and an older brother, Josh, played rugby for the U.S. Military Academy at West Point ... An uncle, Dennis Bounds, is a news anchor with KING-TV in Seattle ... He followed two high school teammates to CU: Rick Gamboa and Donovan Lee.



**JACOB
CALLIER, OLB**

6-2, 245, Fr., HS

Downey, Calif.
(*St. John Bosco*)



HIGH SCHOOL—Scout.com rated him as the No. 7 defensive end in the West and fourth-best in California ... He helped lead St. John Bosco, coached by Jason Negro, to the CIF-SS Division I Championship in 2016 by defeating Concord De La Salle 56-33 in the state title game ... During the Braves' 13-2 season, they defeated powers Corona Centennial, Santa Ana Mater Dei and De La Salle to win a second state championship, the other coming in 2013 ... He was a first-team defensive lineman by the *Press-Telegram* on its 2016 Dream Team ... He led the Braves' defensive charge in 2016 when he was third on the team with 95 tackles, 12 for losses, and he had a team-high nine sacks ... As a junior he helped lead the Braves to the championship game and was selected by the *Press-Telegram* to its Dream Team as a first-team defensive lineman ... Posted a team-high 12 sacks and had 64 total tackles ... His biggest game as a junior came in the CIF Southern Section semifinal game against Bishop Amata when he scored two touchdowns on defense, first on a 33-yard fumble return and later on a 42-yard interception return, while also recording three sacks in a 63-10 win ... For that performance, he was named the SoCal Prep Legends Boys Athlete of the Week ... He played on the rugby team his sophomore season and on the basketball team as a junior.

ACADEMICS—He is undecided on a major at Colorado, but would like to study history.

PERSONAL—He was born Dec. 17, 1998 in Los Angeles, Calif. ... Hobbies include working out, playing basketball, video games and dancing ... Son of Elva and James Callier ... He has four older brothers, all of whom played college football: James Jr. (eldest) and James T., separated by 54 days, both played at San Jose State from 2004-07; James Jr. was a tailback while James T., a fullback, who was a 2004 Academic All-WAC selection and was the family's first college graduate, earning a bachelor's degree in sociology with an emphasis in criminology ... James Jr. and James T. became the first brother tandem at San Jose State in 17 years to score points in the same game in a 2006 win at New Mexico State ... Jesse Callier was a tailback at Washington from 2010-14 and he ran for 997 yards and five touchdowns in his career ... The fourth of his elder brothers to play college

football was Josh, who played at St. Benedictene College, a private school in Atchison, Kan. (*Last name is pronounced Coll-ye-A.*)



**CURTIS
CHIAVERINI, WR**

6-1, 190, Fr., HS

Boulder, Colo.
(*Valor Christian*)



HIGH SCHOOL—He was a two-time All-League wide receiver and helped Valor Christian win the 2016 Colorado Class 5A State Championship ... Caught 29 passes for 343 yards and four touchdowns as a senior ... Produced a stretch of four straight games catching a touchdown pass that helped to spark a nine-game winning streak for the Eagles, leading all the way to the state title ... In the state semifinals he produced a season-high six catches that went for 40 yards ... Other top games include a four-catch, 53-yard and one touchdown outing in a win over Lakewood and he had 66 yards receiving in a 42-0 win over Cherokee Trail.

ACADEMICS—He interested in studying Communications at Colorado.

PERSONAL—He was born March 4, 1999 in Boulder ... Lists his hobby as playing video games and would like to become a football coach one day ... His father (Darrin) is CU's co-offensive coordinator/wide receivers coach and recruiting coordinator; he played for the Buffs from 1995-98 and was a member of three CU bowl champion teams (Cotton, Holiday and Aloha) before going on to be a fifth round selection of the Cleveland Browns in the 1999 NFL Draft ... His dad in four NFL seasons had 62 catches for 662 yards and seven touchdowns ... An uncle (Ryan Chiaverini) is an Emmy Award Winner, the co-host of *Windy City Live* on ABC 7 in Chicago and a former Buff safety who lettered at CU in 1998 and 1999.



**XAVIER
COCHRANE, WR**

5-9, 175, Jr., 1L

Phoenix, Ariz.
(*Mountain Pointe*)



AT COLORADO: 2016 (Soph.)—He saw his first career action in week two against Idaho State, which was the only game he played in on the season ... Did not record any statistics.

2015 (Fr.)—He did not see any game action ... Suffered a nasty ankle sprain on the second day of August camp and was replaced in "the 105" on the roster, as he was out for quite some time ... Joined the team as a walk-on prior to spring practices; he enrolled at CU as a true freshman for the 2014 fall semester.

HIGH SCHOOL—As a senior, he caught one pass for five yards and recorded a pass deflection ... As a sophomore and junior, he played wide receiver and defensive back at Oak Mountain High in Birmingham, Ala.; and as a freshman, he played those same positions for Central (Texas) High ... Mountain Pointe was 14-0 his senior year under coach Norris Vaughn, claiming the Arizona Division 1 5A championship (and finished



ranked as the No. 7 team in the country) ... Oak Mountain was 7-4 his junior season under coach Cris Bell and was 2-8 his sophomore year under coach Jeff Harris.

ACADEMICS—He is majoring in Integrative Physiology at Colorado ... He was a member of the National Honor Society in high school ... He is the copresident of CU's Black Student Alliance.

PERSONAL—He was born Sept. 24, 1995 in San Antonio, Texas ... He has aspirations of becoming a naturopathic physician after college.



**DEREK
COLEMAN, TE**

6-5, 215, Fr., RS

Broomfield, Colo.
(Legacy)



AT COLORADO: 2016 (Fr.)—Redshirted; he did dress for one game (Colorado State).

HIGH SCHOOL—He was a three-sport star lettering four times in lacrosse as a defenseman, three times in wrestling and three times in football where he played tight end and defensive end ... As a senior he garnered All-Conference accolades as a defensive end when he posted 36 tackles, nine for losses, three sacks and a fumble recovery ... Caught 43 passes for 529 yards and seven touchdowns on offense ... Junior year he had 14 receptions for 122 yards with two TDs while posting 28 tackles, 12 for losses and six sacks on defense ... Under coach Wayne Voorhees, his teams went 8-3 his senior year, 6-4 as a junior and 4-6 as a sophomore ... Garnered second-team All-State honors as a junior in lacrosse under coach David Auday ... Was twice selected All-Conference during his wrestling career under coach Mike Thompson.

ACADEMICS—He is majoring in Environmental Studies at Colorado ... Garnered honorable mention All-State academic honors as a sophomore, junior and senior in high school.

PERSONAL—He was born Aug. 15, 1997 in Broomfield, Colo. ... Father (Bill) lettered four years at CU from 1986-89 as an offensive tackle ... A high school teammate, Matt Lynch, is a redshirt freshman quarterback at UCLA.



**TIMOTHY
COLEMAN, JR., DE**

6-3, 255, Sr., 3L

Denver, Colo.
(Mullen)



AT COLORADO: 2016 (Jr.)— He played in 12 games (no starts) plus the Alamo Bowl, seeing the field for 166 snaps on the defensive line ... He was credited with nine tackles on the season, one-and-a-half sacks, two third down stops and two quarterback pressures ... In 11 snaps in a win at Stanford, he recorded two tackles (both for third down stops), a half-sack and one forced fumble ... Had a half-sack in the Pac-12 Championship game

against No. 4 Washington ... He was the recipient of the Dan Stavely Award, as selected by the coaching staff, for being the most improved defensive lineman in spring practices.

2015 (Soph.)—He played in seven games, including a pair of starts that came against Nicholls State and Oregon, and was in for 75 snaps from scrimmage ... Recorded seven tackles (five solo), with a third down stop and a pass broken up, the latter coming against UCLA ... Had a career-high four tackles (two unassisted) against Nicholls.

2014 (Fr.-RS)—He played in 11 games (no starts, did not get in against Hawai'i), as he played 150 snaps from scrimmage ... He was in on nine tackles for the season (five solo), which included two quarterback sacks that came at Massachusetts and against Oregon State ... Also added a third down stop, a quarterback hurry and a pass broken up (the latter in the season opener against Colorado State) ... On special teams (field goal/PAT defensive unit), he recorded another PBU along with a caused interception ... He did not participate in the spring while finishing his rehabilitation following surgery to repair a torn Achilles tendon.

2013 (Fr.)—Redshirted; he suffered a ruptured Achilles tendon on Sept. 18 and it required surgery to mend ... He was likely ticketed to redshirt regardless, as he wasn't able to fully participate in August drills while completing rehabilitation for knee surgery he underwent as a senior in high school.

HIGH SCHOOL—He earned *PrepStar* All-Central Region honors at defensive end as a senior, despite suffering a season-ending knee injury in Mullen's second game of the year at national power De La Salle (Calif.), suffering both torn ligaments (ACL and MCL) and meniscus that required surgery (which he had in November) ... Was a first-team All-5A West Metro League performer as a junior offensive tackle ... In roughly a game-and-a-half at defensive end before being hurt as a senior, he racked up 14 tackles, five quarterback sacks, nine pressures, two forced fumbles and a pass broken up, appearing to be on his way to a big season ... He did not play much defense as a junior, and in a reserve role as a sophomore, he had five hurries, two fumble recoveries and a sack ... He was a two-year starter at left offensive tackle, and did not allow a quarterback sack or was called for a single penalty his junior or senior seasons (14 games); he allowed only four pressures and had numerous touchdown blocks ... In the season opener against Valor Christian his senior year, a 14-13 win, he had a huge game: he had eight tackles, including two quarterback sacks, two caused fumbles and a pass deflection ... One of his top games at offensive tackle came in a 34-18 win over Bear Creek as a junior, when he had a monster block on a reverse that led to a touchdown, as well as three direct TD blocks inside the red zone ... Under Coach Tom Thenell, Mullen was 6-5 his senior year; under coach Dave Logan, the Mustangs were 9-3 his junior season and 14-0 his sophomore year, claiming the 5A state championship (as well as the 5A West Metro League title) ... He lettered twice in track (throws; owns a personal best of 46-6 in the shot put).

ACADEMICS—He is majoring in Ethnic Studies at Colorado while also seeking a minor in Sociology ... He was a member of the Mullen Honor Roll his freshman and sophomore years.

PERSONAL—He was born Oct. 25, 1995 in Beaufort, S.C. ... Hobbies include ceramics (pots, bowls, vases), playing the piano, and "taking things apart and putting them back together" (Xbox, building improved remote controls, etc.) ... His father (Timothy Sr.) played wide receiver at Mississippi State and Delta State ... He is very active in the community, having volunteered for the Ronald McDonald House (serving meals), Variety Colorado (assembling bicycles for underprivileged kids), World Vision (collecting clothing and shoes to ship overseas), the YMCA (spending time with kids) and Habitat For Humanity (landscaping).

Season	G	Plays	TACKLES										
			UT	AT—TOT	TFL	Sacks	TZ	3DS	Hurr	FR	FF	PBU	Int
2014	11	150	5	4— 9	2-13	2-13	0	1	1	0	0	1	0
2015	7	75	5	2— 7	0-0	0-0	0	1	0	0	0	1	0
2016	12	174	5	7— 12	2-10	1-10	0	2	2	0	1	0	0
Totals	30	399	15	13— 28	4-23	3-23	0	4	3	0	1	2	0



**LUCAS
COOPER, DB**

5-10, 180, Soph., 1L

Palos Verdes, Calif.
(Palos Verdes)



AT COLORADO: 2016 (Fr.-RS)—He was the recipient of the Defensive Scout Player of the Year award ... He played in six games and dressed for the remaining other seven games ... Seeing action mainly on special teams, he was credited with two tackles (one in the Idaho State game, the other against Oregon State) ... He had an interception in the spring game.
2015 (Fr.)—Redshirted; he practiced all season at defensive back ... Joined the team as a recruited walk-on just prior to the start of August camp.

HIGH SCHOOL—As a senior, he was a first-team All-Area performer at defensive back, along with earning first-team All-CIF Southern Section and All-Bay League honors for a second straight season (he was second-team All-Area as a junior, when he was Palos Verdes defensive player of the year) ... At his strong safety position, he was in on a team-high 130 tackles (83 solo, three for losses), with eight passes broken up and an interception ... He had seven games with 10 or more tackles, including a career-high 22 (13 unassisted) in a 37-12 win over Inglewood ... On offense, he had three rushes for 26 yards, and on special teams, he returned two kickoffs, also for 26 yards ... As a junior, he recorded 105 tackles, second-most on the team (63 solo, one for a loss), with eight pass deflections, an interception, a forced fumble and a recovery which he returned for a touchdown ... Had double-figure tackles on five occasions, including a high of 14 twice (against Dominguez and Righetti) ... Offensively, he caught four passes for 66 yards and a touchdown (long of 34) ... Under coach Guy Gardner, Palos Verdes was 11-3 in senior season, winning the CIF Southern Section Western Division title, 9-3 his junior year and 11-3 his sophomore campaign (claiming the CIFSS Northern Division crown) ... He was on an undefeated freshman team (10-0) and called up to the varsity for the playoffs and thus was a member of the four-time Bay League champion team (PVHS was 15-0 in league play when he was on the varsity) ... He also lettered four years in basketball, with per game averages as a senior of 10 points, five rebounds, four assists and two steals ... He was a captain of both the football and basketball teams his senior year, when he was Palos Verdes' Athlete of the Year.

ACADEMICS—He is enrolled in CU's College of Arts and Sciences, but is undecided on his major ... He is seeking a Business minor as well ... As a redshirt freshman in 2016, he garnered first-team Academic All-Colorado honors from the state's chapter of the National Football Foundation ... In high school, he was a frequent member of the Principal's Honor Roll ... He has aspirations of working in the front office for a professional sports team after college.

PERSONAL—He was born Sept. 5, 1997 in Los Angeles, Calif. ... His hobbies include playing basketball, video games (FIFA in particular), going to the beach and doing charity work ... A cousin, Tori Cooper, completed her career in 2014 as a member of CU's women's soccer team.



**KEVIN
DEMENT, WR**

5-11, 180, Sr., VR

Centennial, Colo.
(Arapahoe)



AT COLORADO: 2016 (Soph.)—He appeared in two games (Colorado State and Washington State); did not record any statistics ... Joined the team as a walk-on ahead of spring practices; enrolled at Colorado as a true freshman for the fall 2014 semester.

HIGH SCHOOL—He earned second-team All-Super 6 (5A) honors at receiver as a senior, when he made 19 receptions for 448 yards and four touchdowns, averaging 23.6 yards per catch. He had two plays of over 70 yards (76, 71), both for scores ... A top game came in a 49-28 win over No. 3 Columbine his senior year, when he caught four passes for 113 yards and two touchdowns ... Also had four catches for 135 yards and a score in a wild 48-46 loss to Chatfield ... His junior year he caught four passes for 77 yards and a touchdown; most of that came in a 38-23 win over Heritage (2-49, 1 TD) ... Team's went 6-4 his senior year, 10-2 his junior season (winning the Super 6 Conference title) and 5-5 his sophomore year, all under coach Mike Campbell ... Lettered once in baseball (outfielder).

ACADEMICS—He is majoring in Business (Management) at Colorado ... He earned Scholar-Athlete honors as a junior and senior in high school.

PERSONAL—He was born Feb. 23, 1996 in Centennial, Colo. ... Hobbies include playing several sports (basketball, baseball, skiing, etc.) and working out ... Father, Randy, lettered in tennis at Northern Colorado, where an uncle, Jim Cowles, played baseball ... Grandfather, Kenneth Dement played football at Southeast Missouri State, was drafted by the New York Giants in the 1955 NFL Draft and was inducted into the College Football Hall of Fame in the 1998 class ... Uncle, Jerry Dement, also played football at SEMO ... He has spent previous summers umpiring Little League baseball games.



**NICK
EDRIDGE, OLB**

6-3, 225, Fr., HS


Fort Collins, Colo.
(Fossil Ridge)



HIGH SCHOOL—A two-time All-Conference linebacker, he posted 224 tackles, 15 tackles for losses, a sack, eight pass breakups, four forced fumbles and three interceptions in his prep career ... Senior year he had 78 tackles, six for losses, a sack, two forced fumbles and one interception ... Posted 87 tackles, six for losses, two forced fumbles and an interception as a junior ... Sophomore year he had 59 tackles, three for losses two pass breakups and one interception ... Under coach Zak Bigelow the Sabercats went 7-3 his senior year and 5-5 in both his junior and sophomore seasons.

ACADEMICS—He is undecided on a major but is interested in science and business.

PERSONAL—He was born July 24, 1999 in Fort Collins, Colo. ... Lists his biggest moment in his prep career as helping lead his team to the city championship his senior year.



JAVIER EDWARDS, DL

6-3, 350, Jr., JC

Houston, Texas
(Aldine Davis/
Blinn College)




AT COLORADO: This Season (Jr.)—He enrolled in classes for the spring semester and participated in spring drills ... He has three years to play two in eligibility.

JUNIOR COLLEGE—Scout.com rated him as the No. 46 junior college prospect in nation ... He was a second-team All-Southwest Junior College Football Conference selection in 2016 as a sophomore and garnered honorable mention accolades his freshman season ... In eight games for the Buccaneers he recorded 24 tackles, two sacks and 3.5 tackles for losses while helping his team to a 5-4 record under coach Ryan Mahon ... He had a five-tackle performance at Trinity Valley Community College and a five-tackle plus one sack day against New Mexico Military Institute ... His freshman year in nine games he recorded 29 tackles, including one for a loss ... Posted seven tackles at Trinity Valley Community College, his season/career-game high during his junior college career.

HIGH SCHOOL—He garnered all-district accolades out for Aldine Davis High School as a senior in 2014 when he led his team to the first round of the playoffs ... Helped lead his team to a three-way tie for the bi-district championship ... He also was a member of the track and field team, competing in the discus.

ACADEMICS—He is majoring in Ethnic Studies at Colorado.

PERSONAL—He was born Oct. 27, 1996, in Houston, Texas ... Enjoys spending time with his family ... His brother, Alonzo Edwards, received a football and basketball scholarship to Nebraska before transferring to North Texas where he finished out his career playing basketball and graduating in 2012 ... A cousin, Vernon Edwards, played defensive end at SMU and one season in the NFL with the San Diego Chargers in 1996 ... His uncle, Larry Woods, played six seasons in the NFL and appeared in 47 games on the defensive line with four different teams. **(First name is pronounced ha-vee-AIR.)**



JUSTIN EGGERS, OL

6-5, 310, Soph., TR

Marshall, Wis.
(Marshall/Western Illinois)



AT COLORADO: 2016 (Fr.-RS)—He had to sit out the season due to NCAA transfer rules; he did practice on the offensive line all season after joining the team as a walk-on after transferring from Western Illinois.

AT WESTERN ILLINOIS: 2015 (Fr.-RS)—Redshirted with the Leathernecks after walking on to the program.

HIGH SCHOOL—He helped lead the Cardinals under coach Matt Kleinheinz to a 10-2 record his senior year ... Team advanced all the way

to the Elite Eight of the Division 4 playoffs ... A two-way player, he played defensive tackle and offensive tackle.

ACADEMICS—He is majoring in Civil Engineering at Colorado.

PERSONAL—He was born March 4, 1997 in Madison, Wis. ... His favorite athlete is J.J. Watt and favorite pro team is the Oakland Raiders ... Father, Kim, played college baseball at UW-Platteville.



KABION ENTO, WR

6-3, 185, Sr., 1L

Pine Bluff, Ark.
(Dollarway/East Central
[Miss.] Community College)



AT COLORADO: This Season (Sr.)—The coaches presented him with the Fred Casotti Award for most improved offensive back during spring practices ... Recorded a team-best 39½-inch vertical jump during the testing period at the end of the spring semester and had a standing broad jump of 10-8 (second best on the team).

2016 (Jr.)—He played in all 13 games (one start, which came against Utah in place of the injured Bryce Bobo) plus the Alamo Bowl ... He had eight catches for 174 yards and two touchdowns, averaging 21.8 yards per reception with seven earning first downs ... In week two against Idaho State, he became the 14th known player in CU history to score on his first collegiate touch, with his 69-yard TD reception being the second-longest from scrimmage among those 14; it was also CU's third-longest play of the season ... Scored again on his second career touch in that game, this one a 19-yard TD catch; both passes were from Steven Montez ... He caught a 16-yard pass at No. 4 Michigan that gave the Buffs the ball on the Wolverine six-yard line and led to a Buffalo touchdown that put CU up 21-7 in the first quarter ... In his start against the 21st-ranked Utes he caught two passes for 38 yards, the long being a 27-yard reception in the second quarter that put the ball inside the Utah 10-yard line and led to a Buffalo field goal that gave CU a 10-7 lead ... He also had two receptions against Washington State, one of three games on the year with two catches ... He enrolled in classes for the spring 2016 semester and participated in spring drills with three years to play two in eligibility.

JUNIOR COLLEGE—He played two seasons at East Central (Mississippi) Community College, earned first-team South All-State honors as a sophomore from the MACJC (Mississippi Association of Community and Junior Colleges) ... The honor also netted him first-team honors on the National Junior College Athletic Association (NJCAA) All-Region 23 Team ... As a sophomore, he had 38 receptions for 607 yards and eight touchdowns, averaging 16.0 yards per catch; his long play was a 79-yard touchdown against Mississippi Delta ... He had 21 receptions for 278 yards (13.2 per) and two scores as a freshman ... Top game as a sophomore: in a 28-19 win over Hinds, he had six receptions for 106 yards and two scores ... He also hauled in five passes for 132 yards and a touchdown in a 46-13 win over Coahoma, and in a 30-14 loss to Mississippi Gulf Coast, he had eight catches for 88 yards and both ECCC touchdowns ... Played a key role in the Warriors' 35-21 win over No. 20 Kilgore (Texas) College in the Heart of Texas Bowl to close the season ... He caught three passes for 44 yards, which included a 38-yard TD catch late in the third quarter that all but sealed the victory ... Under coach Ken Karcher, ECCC was 8-3 his sophomore year, its best record since 1999 as the Warriors finished year ranked as the No. 10 team in NJCAA ... ECCC was 3-6 his freshman year.

HIGH SCHOOL—He was an all-state performer in three sports at Dollarway High School: football, basketball and track ... As a senior, he was the defensive player of the year for the Southeast Arkansas region as a cornerback when he recorded eight interceptions, returning two for scores, with 15 pass deflections ... On offense, he had 30 receptions for




650 yards with 12 touchdowns ... A three-year starter on both sides of the ball for the Cardinals (he also played some free safety), he had over 1,500 career receiving yards with 13 interceptions ... Under coach Doug Land, Dollarway was 13-1 his senior year, the 4A Region 2 champions and state semifinalist, and was 10-3 his junior season, region co-champions ... He also lettered in basketball (small forward) and track, where he participated in sprints and jumps with a career-best 6-9 in high jump, which earned him second in the state as a senior.

ACADEMICS—He is majoring in Sociology at Colorado ... He earned his A.A. degree from East Central (Miss.) Community College in December 2015.

PERSONAL—He was born Jan. 3, 1996 in Pine Bluff, Ark. ... Hobbies include playing most sports ... His twin brother was a former linebacker at Arkansas-Pine Bluff. (*His name is pronounced kay-be-on N-toe.*)

Season	G	RECEIVING			TD	Long	High Games	
		No.	Yds	Avg.			Rec	Yds
2016	13	8	174	21.8	2	69t	2	88

ADDITIONAL STATISTICS—Special Team Tackles: 1,0—1 (2016).



KYLE EVANS, TB

5-7, 175, Jr., 2L

San Jose, Calif.
(Archbishop Mitty)



AT COLORADO: This Season (Jr.)—He suffered a hip dislocation in CU's first major scrimmage of the spring (March 4), and had surgery two days later. He was ahead of schedule with his rehab and had an outside chance of being ready by the season opener.

2016 (Soph.)—He played in all 13 games plus the Alamo Bowl and was CU's third-leading rusher with 346 yards ... He had 84 rushing attempts, averaged 4.1 yards per carry and scored three touchdowns on the ground ... Caught eight passes for 114 yards, averaging 14.2 yards per catch ... He scored rushing touchdowns in each of the first two weeks of the season, both being one-yard plunges ... In week two against Idaho State he had 15 carries for 52 yards and one touchdown; his 15 rushing attempts being a team-high in the 56-7 victory ... Posted 82 all-purpose yards in a win at Oregon to open Pac-12 play, rushing for 61 yards on 10 carries and adding one 21-yard reception ... Matched his career-high for rushing attempts for a second time and third time overall in his career when he had 15 carries (for 43 yards) in a win over Oregon State when he also set season/career highs in receptions (3) and receiving yards (37) ... Rushed for 59 yards versus Arizona State, which included a 16-yard touchdown run and a 32-yard catch that is the longest reception of his career ... The next week at Stanford he went for 60 yards on the ground on 14 carries ... Earned 28 first downs (23 rushing, five receiving), and converted for a first down 10 times in 12 tries on third downs ... He was one of 39 players on the official watch list for the Dante Hall Award (most impactful "little big man" under 6-foot tall).

2015 (Fr.-RS)—He saw action in 10 games (no starts), several on offense and in all on special teams ... He had 18 carries for 52 yards and a touchdown on the season, the bulk of his offensive action coming in a 48-0 win over Nicholls State (15 rushes for 48 yards and his TD – a 2-yard run) ... Caught his only pass of the season in that game (that covered eight yards) ... His other three carries (for four yards) came against Massachusetts ... In the spring, with several injuries at the position, he received extensive time in practices and the four main scrimmages (when he had 42 carries for 194 yards and a touchdown) ... In the spring game,

he had eight carries for 96 yards, which included a 65-yard touchdown run for the Black squad ... He won the Iron Buffalo Award for the running backs during spring practice, which recognizes hard work, dedication, toughness and total lifting performance.

2014 (Fr.)—Redshirted; practiced the entire fall at tailback and contributed on the scout teams; he won the Special Teams Scout Award for the Hawai'i game.

HIGH SCHOOL—A three-time letterman and senior team captain, he suffered a broken hand in the opening game of his senior year and would miss the next four games (initially, doctors said he would be out four months, but he returned in less than five weeks) ... As a junior, he earned second-team All-West Catholic Athletic League honors at both running back and cornerback ... He amassed 2,152 all-purpose yards in his prep career, doing so on just 261 touches as he averaged 8.2 yards every time the ball was in his hands ... As a senior, in just eight games, he rushed 82 times for 511 yards and five touchdowns (6.2 per), with seven receptions for 125 yards and a score (17.9 per catch) ... Saw limited time on defense because of the injury, but did have nine tackles (three solo) and two passes broken up ... On special teams, he returned three punts for 92 yards and three kickoffs for 84, giving him 812 all-purpose yards in the eight games, or 101.5 per ... As a junior, he had 83 carries for 598 yards and seven TDs (7.2 per carry), with 12 receptions covering another 172 yards (14.3 per); on defense, he was in on 34 tackles (12 solo, two for losses), with an interception and two deflections ... In a reserve role as a sophomore, he had 199 yards on 47 carries and two scores with four catches for 58 yards, but saw regular duty as a return man, with 10 punt returns for 69 yards and eight kickoff runbacks for 180 ... His top game as a senior came in a 34-14 win over Palo Alto, when he rushed 10 times for 125 yards, including a 65-yard touchdown run, along with a 77-yard punt return for a score (earning Cal-Hi Player of the Week honors for his effort) ... Against St. Ignatius as a junior, he had 93 yards on just 11 carries and racked up seven tackles on defense ... Under coach Matt Haniger, AMHS was 11-2 his senior year, winning the West Catholic Athletic League championship, 9-4 his junior season and 7-4-1 his sophomore campaign ... He also lettered three times in track, participating in sprints and relays; he owned a career best of 11.2 in the 100-meter dash.

ACADEMICS—He is majoring in International Affairs at Colorado ... As a senior in high school, he was afforded the prestigious California Senate Student-Athlete Recognition honor.

PERSONAL—He was born Oct. 20, 1995 in Mountain View, Calif. ... His hobbies include watching the Science channel, movies and playing chess ... An uncle, Kenny Coleman, was a wide receiver at Utah State ... He earned the Gary Bria Service Award as a senior in high school, which recognized him for his service for his school and community.

Season	G	RUSHING				High Games			RECEIVING				High Games		
		Att	Yds	Avg.	TD	Long	Att	Yds	No.	Yds	Avg.	TD	Long	Rec	Yds
2015	10	18	52	2.9	1	9	15	48	1	8	8.0	0	8	1	8
2016	13	84	346	4.1	3	20	15	61	8	114	14.3	0	32	3	37
Totals	23	102	398	3.9	4	20	15	61	9	122	13.6	0	32	3	37

ADDITIONAL STATISTICS—Special Team Tackles: 2,0—2 (2015); 0,1—1 (2016).



**N.J.
FALO, OLB**

6-2, 240, Jr., 2L

Sacramento, Calif.
(Inderkum)



AT COLORADO: 2016 (Soph.)—He played in 11 games including the Alamo Bowl (no starts; he missed the first three due to suspension for violating team rules near the end of the spring semester; he was reinstated to the team in mid-summer) ... He was credited with 12 tackles, one-and-a-half sacks, four third down stops, one quarterback hurry and three pass breakups ... Helped CU hold Stanford to just 263 yards in the road win, when he played 25 snaps and had a half-sack on a third down near the end of the first half ... Played a season-high 46 snaps in the win over UCLA, when he posted two tackles and two pass breakups – the first two of his career – in a game where CU held UCLA to just 210 total yards ... At Arizona he had two tackles for a second-straight game and also posted a sack, helping the Buffalo defense record four sacks in the victory ... On special teams, he earned 11 points in CU's grading system, including a team season-best eight against Oregon State when he had three tackles, two inside-the-20, two knockdown blocks and a forced fumble ... He was the recipient of the Greg Biekert Award as selected by the coaches for being the most improved linebacker during spring drills.

2015 (Fr.)—He saw action in eight games, seven on defense (no starts), as he was in for 116 plays from scrimmage ... He recorded 17 tackles on the season (12 solo, one for a loss and one a tackle for zero gain) ... Also had a third down stop and a quarterback hurry while adding two knockdown blocks on special teams duty ... Had a season-high four tackles on two occasions, against Arizona (all solo) and Nicholls State (two unassisted).

HIGH SCHOOL—As a senior, he earned first-team All-State honors from Cal-Hi Sports, first-team All-Metro honors from the *Sacramento Bee*, and earned first-team All-Tri-County Conference honors as both a senior (at defensive end) and junior (tight end) ... As a senior, he was in on 70 tackles (45 solo), with 11 for losses including five quarterback sacks; he also had about a dozen quarterback pressures, along with five fumble recoveries, three forced fumbles and an interception ... He had 31 tackles (21 solo, one sack) and a pass broken up as a junior, and five tackles in limited action on defense as a sophomore ... On offense, he was a three-year starter at tight end, primarily used in a blocking role; he occasionally had the ball thrown his way, catching three passes for 66 yards and a touchdown as a senior, three for 33 yards and a TD as a junior and one grab for 12 yards as a sophomore ... Top games as a senior included a 19-3 win over Reno, when he had eight tackles and a quarterback sack, with his best effort as a junior when he helped clog a potent running attack by Yuba City in a 27-18 win ... Under coach Terry Stark, Inderkum was 32-8 in his career, going 12-2 his senior season and 10-3 each of his junior and sophomore years; IHS claimed the Tri-County Conference title his junior and senior seasons (undefeated both years) ... He also earned four letters in track and field (throws); he owns personal bests of 42-6 in the shot put and 137-0 in the discus.

ACADEMICS—He is majoring in Sociology at Colorado ... He owned a 3.6 grade point average in high school, and was recognized as an NHSS scholar his senior year.

PERSONAL—He was born Feb. 18, 1997 in Honolulu, Hawai'i ... Hobbies include working out and playing basketball; he is also an avid reader, listing *The Great Gatsby* as his favorite book ... An older brother, Nate, lettered three years at defensive tackle for San Jose State (2013-15) ... A younger brother, Josh, is a freshman tight end at USC ... He has aspirations of becoming a position coach in college football after his playing days are over ... Full name is Nu'umoto Faló, Jr.; he was the first player to commit in CU's 2015 recruiting class, doing so before the '14 class signed as he committed on Jan. 23, 2014. (*Last name is pronounced follow.*)

Season	G	Plays	TACKLES											
			UT	AT	TOT	TFL	Sacks	TZ	3DS	Hurr	FR	FF	PBU	Int
2015	7	116	12	5	17	1-2	0-0	1	1	1	0	0	0	0
2016	9	257	7	5	12	2-7	1½-6	2	4	1	0	0	3	0
Totals	16	373	19	10	29	3-9	1½-7	3	5	2	0	0	3	0

ADDITIONAL STATISTICS—Special Team Tackles: 2,2—4 (2016).



**SHAY
FIELDS, WR**

5-11, 185, Sr., 3L

Bellflower, Calif.
(St. John Bosco)



AT COLORADO: Career—On CU's all-time receiving charts, he ranks sixth in receptions (144), ninth in touchdown receptions (17) and 10th in yards (1,929); he has caught two or more TD passes in three career games ... A true deep threat, he has nine career plays of 50 yards or longer (seven of which are over 60 yards) ... His 33 career starts are the most of any player on the team and he leads all Pac-12 returning players in career receiving yards.

This Season (Sr.)—*Lindy's College Football* ranked him as the 15th best wide receiver on its national top 100 player ratings ... *Athlon Sports* selected him as a preseason second-team All-Pac-12 performer while *Lindy's College Football* placed him on its second-team.

2016 (Jr.)—He started all 13 games and the Alamo Bowl, garnering honorable mention All-Pac-12 honors from the league coaches (he was a third-team All-Pac-12 selection by *Phil Steele's College Football* and was a second-team All-Colorado team pick by the NFF College Football Hall of Fame Colorado Chapter) ... Led Colorado in receiving yards with 845 and was second in receptions with 52, with his nine touchdowns the fourth-most in CU single-season history ... Ranked fourth in the Pac-12 in receiving yards and tied for fifth in TD receptions ... His four receptions of over 50 yards on the year ranked in a tie for No. 16 for the most by any FBS player ... Recorded two 100-yard receiving games ... Had a season/career-high of 169 yards on seven catches with three TDs in a win over Oregon State ... All three of his touchdown receptions against the Beavers came in the first half, setting a new CU record for TD catches in a half while tying the school record for most in a game ... He was named the NFF/Colorado Chapter State of Colorado Player of the Week for his performance against the Beavers ... He also had two TD catches in the win at Arizona, when he went for 108 yards receiving on six catches ... Opened the season with a three-catch, 79-yard performance against Colorado State that included a 60-yard reception ... At No. 4 Michigan he caught four passes for 99 yards and a touchdown, which was 70-yard scoring play (the second-longest play of the season for the Buffs) and gave CU a 28-24 lead in the third quarter ... He caught a TD pass for the second consecutive game in week four at Oregon when he finished with five receptions for 35 yards ... His sixth TD reception of the season was CU's only touchdown in a 10-5 win at Stanford ... Posted four catches for 51 yards and the one 15-yard TD in the first quarter against the Cardinal ... In the regular season finale against No. 21 Utah, he caught seven passes for 78 yards, including a six-yard touchdown catch to end the third quarter that gave the Buffaloes a lead they would not surrender in a 27-22 win to clinch the Pac-12 South Division title ... He earned 31 first downs on the year (30 receiving, one rushing) and did much if his damage on first down, catching 19 passes for 420 yards (22.1 per).

2015 (Soph.)—He played in 12 games (10 starts, missing one to an injury) and finished second on the team in receptions (42) and receiving yards (598) while tying for the team lead in touchdowns (4) ... He had the long play of the year when he caught a 72-yard TD pass from Sefo Liufau against Arizona, and overall, 19 of his catches went for 10 or more yards and seven for 20 yards or longer ... He earned 23 first downs (22 receiving, one rushing, the latter on his long run of his career, a 17-yard dash against Colorado State) ... He was just starting to get on a roll with back-to-back



100-yard games when he suffered a high ankle sprain late against Arizona; he had five catches for 103 yards at Arizona State and then made eight grabs for 168 yards and two touchdowns against UA (the TDs covered 72 and 30 yards, and he suffered the injury when tackled in the end zone on the latter) ... He missed the next game at Oregon State and returned at UCLA, but just wasn't the same after the sprain: he had just 10 receptions for 94 yards the last five games of the year ... He did his most damage on third downs, when he caught 10 passes for 167 yards, seven earning first downs ... He had two rushes on the year for 17 yards, and returned two punts for a yard.

2014 (Fr.)—He worked his way into the lineup from the get-go, playing in all 12 games including 10 starts; in fact, he became just the fifth true freshman to start a season opener on offense at Colorado, and only the second to do so at receiver ... In earning the CU's Freshman Male Athlete of the Year Award (all sports) and the team's Lee Willard Award as the outstanding freshman on offense, he set five frosh records, most notably the record for season receptions with 50; he gained 486 yards and scored four touchdowns in averaging 9.7 yards per catch ... He also tied the CU record for the most receptions in a first game of a career (eight versus Colorado State) as well as in the first two games (14); his 21 catches over his first three games did set the school mark ... He had 46 yards against CSU, also a first game freshman high, and his 75-yard reception from Sefo Luifau for a touchdown to open the Arizona game was the second longest catch by a freshman in CU history (and also was the quickest-ever score by CU in a game: only 11 seconds in) ... Top games came against Arizona (five catches for 94 yards, one touchdown), Massachusetts (6-93, 1 TD), Utah (4-69) and Oregon State (4-44); his other touchdowns came against Arizona State and USC ... He also had four rushes for 24 yards and returned six punts for 27 more, giving him 537 all-purpose yards for the year ... He completed a pass for 21 yards (to D.D. Goodson against UCLA), and earned 24 first downs on the year (22 receiving, one rushing, one passing).

HIGH SCHOOL—He earned first-team All-State (Division I) honors from MaxPreps (second-team by Cal-Hi Sports), in addition to garnering All-CIF Southern Section, *Long Beach Press-Telegram* Dream Team, *Wave Newspapers* All-East Region and All-Trinity League accolades ... He was the CIF Southern Section Pac-5 Offensive Player of the Year and played in the Semper Fidelis All-American Game (in Carson, Calif., on Jan. 5, 2014, where he had three receptions for 47 yards and a touchdown) ... He was also named as one of nine wide receivers on the *Tacoma News-Tribune's* Western 100 List, and Rivals.com ranked him as the No. 44 receiver in the nation ... As a senior, he caught 82 passes for 1,617 yards and 18 touchdowns, averaging 19.7 yards per catch with a long reception of 95 yards; he had seven 100-yard games in catching at least three balls in all 16 games ... His junior year, he had 25 catches for 576 yards, or 23.0 per reception, with four touchdowns and a long play of 57; he also rushed five times for 84 yards with a long run of 50 ... He was also explosive as a kickoff return man, with eight career returns for 244 yards, or 30.5 per ... Played some spot defensive back at times when called up, both at corner and safety (five tackles as a junior, one as a senior) ... Top games as a senior: in a 69-24 win over Agoura, he had four receptions for 224 yards, averaging 56.0 yards per with all four going for touchdowns (covering 78, 72, 44 and 30 yards); the 224 yards tied a 39-year old school record ... Scored four times in a 75-35 win over Crenshaw, when he had six receptions for 145 yards ... Top effort as a junior came in a 39-13 win over Servite, when he had five catches for 139 yards and a score ... Under coach Jason Negro, St. John Bosco was 16-0 his senior year, claiming the No. 1 ranking in the state as well as by many for the nation in winning the state open division, CIF Southern Section and Trinity League titles ... The Braves were 8-5 his junior year when it was also the Trinity League champ ... He lettered four times in track (sprints and relays); he had career-bests of 10.77 in the 100-meter dash (league champion as a junior, third as a senior) and 21.9 in the 200.

ACADEMICS—He is majoring in Sociology at Colorado ... He owned a grade point average of a shade over 3.0 in high school, making the Honor Roll as a senior.

PERSONAL—He was born June 22, 1996 in Los Angeles, Calif. ... Hobbies include working out, playing video games and spending time with his sisters – eight of them (he is one of nine children and is the only boy) ... His father (Shay, Sr.) played cornerback and safety at Whittier College; his mother, Chiohko Owens, is a healthcare professional ... He has participated often in his school's community service days ... Full name is Leonsha.

Season	RUSHING				High Games			RECEIVING				High Games			
	G	Att	Yds	Avg.	TD	Long	Att	Yds	No	Yds	Avg.	TD	Long	Rec	Yds
2014	12	4	24	6.0	1	13t	1	13	50	486	9.7	4	75t	8	94
2015	12	2	8	4.0	0	17	1	17	42	598	14.2	4	72t	8	168
2016	13	1	12	12.0	0	12	1	12	52	845	16.3	9	70t	7	169
Totals	37	7	44	7.6	1	17	1	17	144	1929	13.4	17	75t	8	169

ADDITIONAL STATISTICS—Passing: 1-1-0, 21, 0 TD (2014). Punt Returns: 6-27, 4.5 avg., 0 TD, 10 long (2014); 2-1, 0.5 avg., 1 long (2015).



NICK FISHER, DB

6-0, 190, Jr., 2L

Temecula, Calif.
(Great Oak)



AT COLORADO: 2016 (Soph.)—He played in 12 games, eight on defense (no starts) and in the Alamo Bowl ... Recorded 10 tackles on the season, five third down stops and one pass breakup .. Was named the Pac-12 Defensive Player of the Week for his performance in the win over No. 20 Washington State ... In that game he subbed in for the ejected Afolabi Laguda (targeting) and the injured Ryan Moeller, but stepped right in and made six tackles (all solo), with three third down stops, a fourth down stop and one pass breakup; the fourth down stop was a key play in the game, coming at CU's 15-yard line when Washington State was driving trying to take the lead (trailing 28-24 with 13:17 left in the game) ... After only playing 39 snaps previously on the season, he played 67 versus WSU ... Helped contribute to the defense holding Cougar quarterback Luke Falk to 26-of-53 passing, or 49.1 percent (Falk entered the game leading the nation in completion percentage at .739) ... Recorded seven special teams points during the fall, coming from two solo tackles, one assisted tackle (inside the 20-yard line), one knockdown or springing block on a kick return, was credited with being the first down field once on a kickoff or punt that altered the return path and had one stuffed fake punt.

2015 (Fr.)—He played in all 13 games, seven on defense (including one start at the nickel spot against Oregon), and was in all on special teams ... He was in for 66 snaps from scrimmage and recorded a solo tackle, but on special teams, he earned 10 points on the strength of three assisted tackles (two inside-the-20), three knockdown blocks and two first downfield credits that altered opponent returns.

HIGH SCHOOL—He was an honorable mention All-State performer as a junior, when he also garnered first-team All-CIF and All-Southwestern League honors; he was a second-team All-League selection for his sophomore seasons (he unfortunately wasn't afforded any postseason honors due to missing the better part of five games with a knee injury) ... A three-year starter at cornerback, he had 10 interceptions and 37 pass deflections in his career; he was a two-year starting running back, rushing for 2,191 career yards ... He still posted some decent numbers despite missing 40 percent of his senior season: he had 44 tackles (34 solo, one for a loss), with four interceptions, nine pass deflections and a fumble recovery; on offense, he had 100 rushes for 791 yards and 12 touchdowns, averaging 7.9 yards per attempt in rushing for over 100 yards on four occasions (200-plus twice) ... As a junior, he was in on 40 tackles (35 solo, one for a loss), with three interceptions, 18 passes broken up and a forced fumble; he ran for 1,266 yards and 18 TDs on offense (152 attempts), with five 100-yard games (two over 200); he also caught five passes for 61 yards ... He punted on four occasions, with a long of 43 and one placed inside-the-20 ... Racked up 43 tackles as a sophomore (34 solo), with four interceptions and 10 PBU's ... Top games as a senior: in a 38-21 win over Carlsbad, he rushed 17 times for 257 yards and three TDs, with two passes broken up on defense; in a 55-37 win over Chino Hills, he recorded a career-high 12 tackles with an interception; and in his first game back from his knee injury, a 49-23 win over Murietta Valley, he was asked to play free safety for the first time in his life, and he responded with three



interceptions and two solo tackles ... As a junior, in a 40-13 win over Heritage, he rushed for 295 yards and three scores, and in a 28-27 triumph over Murietta Valley, he had nine tackles (eight solo), two pass deflections and an interception, with 116 yards and three TDs rushing ... Under coach Robbie Robinson, Great Oak was 10-3 his senior season (city champions, CIF semifinalists), 6-5 his junior year and 5-6 his sophomore campaign ... He also lettered three times in track and field (sprints and relays); he owned career bests of 10.89 in the 100-meter dash, 23-6 in the long jump and 47-9 in the triple jump, the latter two Great Oak school records.

ACADEMICS—He is majoring in Strategic Communications at Colorado ... Earned honorable mention Academic All-Colorado honors from the state's NFF chapter as a true freshman ... He owned a 3.2 grade point average in high school.

PERSONAL—He was born May 23, 1997 in Wildomar, Calif. ... Hobbies include bowling; his career-best game is a 215 (which he rolled with a “house-ball”), and in his free time, he enjoys going to the gym at least four days a week to keep in shape ... He first played football when he was four years old, as he was on Pop Warner teams until he entered high school ... He was also an accomplished baseball player in his youth (pitcher, outfielder): a two-time Little League All-Star, he was nicknamed the “Man-Child” for his stature and hitting prowess (a consistent home run hitter, he lived the dream of many: a grand slam home run with two outs in the last inning to win a game) ... He is active in the community through his church, including serving meals to underprivileged community members on weekends, and participating in the yearly Backpack Outreach serving 500 children with backpacks full of essential supplies.

Season	G	Plays	TACKLES											
			UT	AT—TOT	TFL	Sacks	TZ	3DS	Hurr	FR	FF	PBU	Int	
2015	7	57	1	0—1	0-0	0-0	0	0	0	0	0	0	0	0
2016	8	107	6	4—10	0-0	0-0	0	5	0	0	0	0	1	0
Totals	14	164	7	4—11	0-0	0-0	0	5	0	0	0	0	1	0

ADDITIONAL STATISTICS—Special Team Tackles: 0,3—3 (2015); 2,1—3 (2016).



JASE FRANKE, DT

6-3, 280, Jr., 2L

Camarillo, Calif.
(St. Bonaventure)



AT COLORADO: 2016 (Soph.)—He played in 12 games (no starts) plus the Alamo Bowl ... Seeing action for 107 snaps on defense, he was credited with 10 tackles, one quarterback pressure, one quarterback chasedown and one forced fumble, which came in the season opener against Colorado State ... He had a season-high four tackles in the win over Oregon State, when he played a season-high 13 snaps.

2015 (Fr.-RS)—He played in 10 games, including one start (at Washington State), missing two early on with an injury ... He was in for 118 snaps and recorded 14 tackles (10 solo), three for losses including one quarterback sack which he had in the season opener at Hawai'i ... He had his career/season-high of five tackles in that game (four solo), also forcing a fumble in playing his most snaps in a game (23) ... Also had a third down stop, which came in the season finale at Utah when he his lone tackle was for a loss ... The coaches selected him as the recipient of the Dan Stavely Award, presented to the most improved defensive lineman during spring practice.

2014 (Fr.)—Redshirted; he practiced along the defensive line and on the scout teams the entire year ... He won the Defensive Scout Award for the Hawai'i game.

HIGH SCHOOL—He earned first-team All-Marmonte League honors as a senior, when he was in on 75 tackles, 15 of which were for losses, including eight quarterback sacks ... He also had 18 quarterback hurries, a forced fumble, one recovery and a pass broken up playing primarily defensive end, though often moved inside to tackle ... Played spot duty as an offensive tackle, inserted in situations that required an extra blocker ... As a junior, again at both end and tackle, he racked up 60 tackles, with 12 for losses including six sacks, along with 10 pressures ... Started the last half of his sophomore year at end ... Top games as a senior: in a 31-17 loss to Westlake, he made seven tackles, two of which were sacks, with three hurries; in a 43-7 win over Newbury Park, had had six tackles and four hurries as he helped limit the offense to 60 rushing yards on 20 attempts, over 100 yards below its season average ... Under coach John Muller, St. Bonaventure was 8-4 his senior year; for coach Todd Therrien, the team was 11-2 his junior year, Marmonte East champions and CIF Southern Section semifinalist, and 10-3 his sophomore season ... He also lettered twice in track (sprints and throws), with career bests of 140-0 (discus) and 42-0 (shot put).

ACADEMICS—He is majoring in both Economics and Political Science at Colorado ... Owned a 3.0 grade point average in high school.

PERSONAL—He was born June 2, 1995 in Thousand Oaks, Calif. ... Hobbies include playing adult league softball ... An aunt (Barb Franke) played college basketball at the University of Wisconsin, and an uncle, Al Lorenzen, was a McDonald's High School American, the 1984 Iowa Mr. Basketball and played basketball at the University of Iowa (1984-88) before playing professional in the CBA in the early '90s; his daughter (Jase's cousin), Haley Lorenzen, is a senior forward on the women's basketball team at the University of Florida and in 2015 when the Gators played at CU's Omni Hotels Classic in Boulder, she was the tournament MVP. (*First name rhymes with case, last name is pronounced frank-E.*)



ALEX FONTENOT, TB

6-0, 190, Fr., HS

Richmond, Texas
(George Ranch)



HIGH SCHOOL—He was rated as a top 20 prospect by the *Houston Chronicle* in its list of the Houston area's top 100 players for the class of 2017 ... Garnered first-team All-District honors as a senior under coach Ricky Tullos when he led the Longhorns into the Class 6A bi-district playoffs ... Rushed 91 times for 642 yards and 10 touchdowns as a senior, averaging 7.1 yards per carry ... Helped George Ranch win the Texas Class 5A Division I state title in 2015 when the Longhorns went 16-0 ... Rushed for three touchdowns in the 56-0 victory over Mansfield Lake Ridge in the state championship game at NRG Stadium, the home of the Houston Texans and site of Super Bowl 51 ... In a semifinal victory over Cedar Park Vista Ridge, he rushed 16 times for 162 yards and one touchdown ... Overall as a junior he ran for a total of 1,408 yards on 158 carries with 21 touchdowns, averaging 8.9 yards per carry.

ACADEMICS—He carried a 3.8 GPA in high school and is interested in studying finance at Colorado.

PERSONAL—He was born March 16, 1999 in Sugarland, Texas ... Hobbies include playing video games and hanging out with friends ... Father, Albert Fontenot, played 10 seasons in the NFL with three teams after being drafted in the fourth round out of Baylor in the 1993 NFL Draft ... A defensive lineman, the elder Fontenot had 27.5 sacks and 156 tackles in 130 career games in the NFL. (*Last name is pronounced font-en-know.*)

Season	G	Plays	TACKLES										
			UT	AT—TOT	TFL	Sacks	TZ	3DS	Hurr	FR	FF	PBU	Int
2015	10	118	10	5—15	3-20	1-16	0	1	0	0	1	0	0
2016	12	76	9	2—11	0-0	0-0	1	0	1	0	1	0	0
Totals	22	194	19	7—26	3-20	1-16	1	1	1	0	2	0	0



CAMERON FRAZIER, WR

5-10, 185, Jr., TR

Boulder, Colo.
(Fairview/Oklahoma/
Oklahoma Baptist)



AT COLORADO: This Season (Jr.)—Enrolled at CU for the spring semester and joined the team as a walk-on prior to spring practices.

AT OKLAHOMA BAPTIST: 2016 (Sophomore)—He was a member of the Athletic Director's Honor Roll and the baseball team for the fall 2016 semester at Oklahoma Baptist before transferring to CU.

AT OKLAHOMA: 2015 (Freshman)—He played in 24 games off the bench as a true freshman on the Sooners baseball team ... Was heavily used as a pinch runner and he scored four runs while going 2-for-4 at the plate with two walks ... Recorded a single in his first career at-bat against SIU-Edwardsville.

HIGH SCHOOL—He played four years of varsity baseball at Fairview High School under coach Rick Harig where he was a two-time All-Region and three-time All-Conference selection ... Garnered All-State honors in both 2013 and 2014 ... Hit .500 with 31 runs scored and was named Team MVP as a senior when he helped guided the Knights to the 2014 District Championship ... Also collected All-State honors as a wide receiver and kick returner in football his senior season ... One of his biggest games that year came in the 5A playoffs when he caught 10 passes for 150 yards and two TDs in a 38-28 win over ThunderRidge during the semifinals ... Had a nine-catch, 116-yard performance that included a 97-yard kickoff return for a touchdown against No. 3 Pomona and an eight-catch, 151-yard and two TD game against No. 6 Ralston Valley ... He was selected All-North Metro Conference three times in football where in his three varsity seasons he caught 125 passes for 1,812 yards and 24 touchdowns ... He intercepted five passes playing cornerback his junior and senior seasons ... He was a finalist for the 2013-14 Steinmark Award given to Colorado's top two-sport athlete.

ACADEMICS—He is majoring in Sociology at Colorado ... He was a three-time winner of the Academic and Athletic Achievement Award at Fairview High School, where he owned a 3.6 GPA.

PERSONAL—He was born March 12, 1996 in Boulder ... Hobbies include skiing in his free time.



GEORGE FRAZIER, TE/DE

6-2, 275, Sr., 3L

Duarte, Calif.
(Monrovia)



AT COLORADO: This Season (Sr.)—He was named team captain for the second consecutive season, one of 10 Buffs in program history to serve as captain twice ... He lined up on both sides of the ball during spring practices, and is expected to see action at both tight end and defensive end as he did as a freshman ... The coaches named him as the spring's Jim Hansen Award winner for outstanding academics.

2016 (Jr.)—He played in all 13 games and the Alamo Bowl, including one start at tight end (Washington State) ... Was the recipient of the team's Eddie Crowder Award, which the coaches present to the player who displays outstanding team leadership ... Was one of five team captains as voted upon by his teammates ... Used primarily as a blocker at tight end and in the backfield, he helped the Buffalo offense put up over 500 yards of offense six times on the season, tying the school record ... No offensive statistics were credited to him, but he did earn 10 points on special teams; those came from two solo tackles, one assisted tackles and he was credited with seven knockdown or springing blocks on kick returns ... He was the co-recipient of the Dick Anderson Award, presented by the coaches to the player(s) who showed outstanding toughness during spring practices.

2015 (Soph.)—He played in all 13 games, including starting four at tight end; he appeared in games at both tight end and fullback, but unlike his freshman year, he played solely on offense ... He was primarily used in a blocking capacity, but he did catch six passes for 31 yards, including a 1-yard touchdown (from Cade Apsay) against Southern California that pulled CU to within 27-24 with 6:13 remaining in the game ... Was in for 50 snaps on the field goal/PAT team and was one of the protectors for 68 snaps on the punt team ... He had two assisted tackles (one inside-the-20) and a knockdown block on overall special teams duty ... The coaches selected him as the recipient of the Daniel Graham Award, presented to the most improved big skill player during spring practice.

2014 (Fr.-RS)—He played in all 12 games, including one start (Hawai'i), playing all 12 on offense at fullback and tight end and in 10 on defense at defensive end ... Became the first Buff to appear on both sides of the ball in the same game since 2005 (John Guydon on both the offensive and defensive lines against Texas) ... Caught five passes for 35 yards and three touchdowns, with five rushes for four yards and another score as he was in for 101 offensive plays from scrimmage ... He was the first CU player that year to score touchdowns in the same game by rushing and receiving when he did so at California in CU's 59-56 double overtime loss ... (His other two receiving TDs came against Hawai'i and Washington.) ... On defense, he was in for 195 snaps and recorded 15 tackles (four solo, one for a loss, two for zero gains), along with two third down stops, three quarterback hurries and a pass broken up ... Had three tackles against UCLA and two in five other games; he added another tackle on special teams coverage duty ... He missed all of spring practice as he continued rehabilitation following reconstructive surgery (meniscus) in the offseason.

2013 (Fr.)—Redshirted; he initially was projected to play at either outside linebacker or defensive end in his freshman year in college, but was moved to fullback halfway into practices to get a look at that position where he remained the rest of the fall.

HIGH SCHOOL—He earned PrepStar All-West Region and preseason SuperPrep All-Far West honors at linebacker as a senior, when he was also named second-team All-State by Cal-Hi Sports (SuperPrep ranked him as the No. 74 player overall in California-Hawaii-Nevada, Scout.com ranked him the No. 42 inside linebacker nationally) ... Scout.com named him to its West 150 team, the No. 115 player overall and the sixth-ranked middle linebacker ... From his sophomore through senior years, he was a three-time, first-team All-CIF Southern Section/Mid Valley Division, first-team Pasadena Star-News All-Area and All-Rio Hondo League performer, including being named his league's defensive player of the year as a junior and senior ... He was in on 84 tackles as a senior (47 solo), with eight for losses including two quarterback sacks, seven fumble recoveries (four caused) and 18 passes broken up ... On offense (tight end/H-back), he rushed for 260 yards and four touchdowns with seven receptions for 137 yards and two more scores ... As a junior, he had 69 tackles (27 solo), 11 for losses with three sacks, as well as three interceptions and three fumble recoveries ... He did a little bit of everything on offense, rushing for 85 yards and a TD, catching two passes for 87 yards and a score, as well as completing 21-of-51 passes for 415 yards (with 2 TDs/4 INT) ... Also started at linebacker as a sophomore, recording 77 tackles (46 solo), with nine for losses, one a sack, with two fumble recoveries and an interception ... Recorded 230 total tackles in his prep career, with 12 fumble recoveries ... He was called up to the varsity as a freshman for the playoffs and participated on special teams ... Top games as a senior: in a 42-31 win over Sierra Canyon, he rushed four times for 149 yards and two touchdowns (including an 85-yard run), caught one pass for 47 yards and had four tackles on defense; in a 35-14 win over Temple City, he had eight tackles, five solo, with four for losses ... Top games as a junior: in a 67-21 rout of Whittier Christian, he was in on nine tackles, seven solo which included



three for losses and two quarterback sacks, had two interceptions and a touchdown reception on offense that covered 56 yards; in a 40-36 win over Paramount, he had a season-high 10 tackles (eight solo) ... Top game as a sophomore: in a 27-7 win over Paramount, he had a prep career-high 13 tackles (nine solo, two for losses) ... Under Coach Ryan Maddox, Monrovia was 12-3 his senior year, 11-3 his junior season and 12-2 his sophomore year, winning the Rio Hondo League title on all three occasions ... Monrovia won the CIF Mid Valley title his sophomore and junior years but lost in the semifinals his senior season ... He also lettered three times in basketball (power forward) as a freshman, sophomore and senior, and two times in track, participating in the 100-meter run, shot put (career best of 49-0) and discus (155-0).

ACADEMICS—He is earning concurrent degrees, his bachelor's in Ethnic Studies and his master's in EFPP (Educational Foundations, Policy and Practice), and is on schedule to graduate in December ... He earned honorable mention Academic All-Colorado honors from the state's NFF chapter as a sophomore ... Owned a grade point average of 3.5 in high school and was a member of the Honor Roll.

PERSONAL—He was born June 12, 1995 in West Covina, Calif. ... Hobbies include playing most sports, in particular basketball, and video games, as well as coaching 8th grade football in nearby Duarte ... Father (George Frazier IV) played college football (safety) at Fresno State, and an uncle (Damon Griffin) played wide receiver at Oregon and in the NFL with San Francisco, Cincinnati and St. Louis.

Season	RUSHING					High Games			RECEIVING				High Games		
	G	Att	Yds	Avg.	TD	Long	Att	Yds	No	Yds	Avg.	TD	Long	Rec	Yds
2014	12	5	4	0.8	1	2	2	3	5	35	7.0	3	18	2	27
2015	13	0	0	0.0	0	0	0	0	6	31	5.2	1	9	2	11
2016	13	0	0	0.0	0	0	0	0	0	0	0.0	0	0	0	0
Totals	38	5	4	0.8	1	2	2	3	11	66	6.0	4	18	2	27

Season	G	TACKLES												
		Plays	UT	AT—TOT	TFL	Sacks	TZ	3DS	Hurr	FR	FF	PBU	Int	
2014	10	195	4	11—15	1-3	0-0	2	2	3	0	0	0	1	0

ADDITIONAL STATISTICS—Special Team Tackles: 1,0—1 (2014).



RICK GAMBOA, ILB

6-0, 240, Jr., 2L

Sylmar, Calif.
(Chaminade College Prep)



AT COLORADO: This Season (Jr.)—He was named captain with five other teammates ... After spring drills, he was one of two recipients of the Eddie Crowder Award for outstanding leadership as presented by the coaching staff.

2016 (Soph.)—He started all 13 games plus the Alamo Bowl at the “mike” inside linebacker position ... Ranked third on the team with 79 tackles on the season (42 solo, three for losses), had eight third-down stops, one forced fumble, one fumble recovery and four pass breakups ... Played in 499 snaps on the season ... He matched his career-high with 12 tackles at No. 4 Michigan when he also posted one tackle for a loss and one third down stop ... Racked up 12 tackles for a second-straight game in the road win at Oregon (with two third down stops) ... Against Oregon State, he made the first interception of his career near the end of the first half and he returned it 20 yards for a touchdown, making him the 16th Buffalo since 1992 to return his first career pick for a score ... His seven tackle performance in a win at Stanford helped limit the Cardinal to just 263 total yards in the game ... He recovered a fumble at Arizona which extended CU's streak of consecutive games forcing a turnover to 23 straight at the

time ... In the regular season finale against No. 21 Utah, he forced a fumble that fellow linebacker Kenneth Olugbode was able to recover and return 10 yards for a touchdown to seal CU's victory and clinch the Pac-12 South Division title ... *Phil Steele's College Football* selected him as a preseason third-team All-Pac-12 performer.

2015 (Fr.-RS)—He played in all 13 games, starting 11 (the last 11 of the season after he replaced the injured Addison Gillam at the mike inside linebacker position) ... He recorded a team-high 96 tackles (58 solo), and in the process earned the team's Lee Willard Award as CU's most outstanding freshman ... The 96 tackles also set a school record for the most by a redshirt freshman, as he topped the previous mark of 85 set by Matt Russell in 1993, and he also became just the second frosh to lead the Buffs in tackles (joining Gillam, who had 119 as a true freshman in 2013) ... He had six tackles for zero gains, six third down stops, three quarterback hurries, three passes broken up, two touchdown saves, a tackle for loss, a quarterback sack and a caused interception as he did a little of everything ... Had four games with double-digit tackle numbers, topped by a career/season-high of 12 at Washington State (10 of which were solo); he had 11 at Utah and against Colorado State and racked up 10 versus Arizona ... He had 13 tackles (eight solo) and a third down stop in the four main spring scrimmages.

2014 (Fr.)—Redshirted; he did not see any action but practiced all fall at linebacker, participating in scout team duty as well ... He dressed for one game (Washington).

HIGH SCHOOL—As a senior, he earned first-team All-State (Division II) honors from MaxPreps (second-team by *Cal-Hi Sports*), in addition to garnering All-CIF Southern Section Western Division and *Los Angeles Daily News* All-Area team accolades ... Rivals.com ranked him as one of the top 100 players in the state of California following being named the *Daily News'* area and Mission League defensive player of the year as a junior ... Was All-CIF, All-State and All-Area as a junior, and honorable mention All-CIF and All-State as a sophomore; he was a three-time, first-team All-Mission League performer (sophomore through senior years) ... As a senior, he was in on 170 tackles (102 solo), with 12 for losses including five quarterback sacks; he had three games with 20 or more stops and had 10 or more on nine occasions ... Forced three fumbles to go with two passes broken up and an interception ... Played some fullback on offense, but it was primarily a blocking role as he did not have any carries ... Junior year he had 159 tackles (95 solo), with 14 behind the line of scrimmage (seven sacks, and one TFL for a safety), with two pass deflections and an interception; he had two games with 20 or more tackles and seven with 10 or more ... Posted 113 tackles his sophomore year (88 solo), with eight for losses including three sacks; he had three games with 10 or tackles ... For his career, a three-year starter at inside linebacker, he had 442 tackles (285 solo, 34 for losses, 15 sacks), with 19 games when he had double figure tackle counts ... In the CIF Southern Section title game, a 38-35 win over Serra, he had 13 tackles, two for losses, as one of his top efforts his senior year (he had 20 tackles against Serra in a 28-20 win as a junior) ... As a junior, he had 22 tackles (11 solo, five for losses with two sacks) in a 49-39 win over Pelaski Academy from Arkansas, one of two five TFL games he had that season (the other came in an overall 18 tackle effort in a loss to Oaks Christian) ... Under coach Ed Croson, Chaminade was 14-2 his senior year, claiming the CIF Division II state, Division II regional, Western Division and Mission League titles and finishing with a No. 2 ranking in the state; the team was 12-2 his junior season and 11-3 his sophomore year.

ACADEMICS—He is majoring in Sociology at Colorado ... He maintained a 3.0 grade point average in high school.

PERSONAL—He was born March 31, 1996 in Sylmar, Calif. ... Hobbies include listening to music ... During high school, he coached his little brother's football team.

Season	G	TACKLES											
		Plays	UT	AT—TOT	TFL	Sacks	TZ	3DS	Hurr	FR	FF	PBU	Int
2015	13	719	58	38—96	1-1	1-0	6	6	3	0	0	3	0
2016	13	499	42	37—79	3-10	0-0	1	8	1	1	1	4	1
Totals	26	1218	100	75—175	4-11	1-0	7	14	4	1	1	7	1

ADDITIONAL STATISTICS—Interception Return Yards: 1-20, 20.0 avg., 1 TD (2016)



KEVIN GEORGE, CB

6-3, 175, Soph., JC

Lafayette, La.
(Carencro/Georgia
Military Academy)



AT COLORADO: This Season (Soph.)—He will have four years to play three in eligibility.

JUNIOR COLLEGE—He played one season at Georgia Military College in 2016, helping the Bulldogs to a 9-2 record and a final national ranking of No. 14 in the NJCAA National Polls ... In nine games under coach Bert Williams, he had 10 tackles, seven pass breakups and two interceptions, one of which he returned 56 yards for a touchdown in a 45-3 win over ASA College of Miami ... His other pick, which came in a 44-0 win over Middle Georgia State, was returned 76 yards, giving him 132 return yards off two interceptions.

HIGH SCHOOL—He started playing cornerback his senior year of high school, but was a safety in previous seasons ... In 11 games as a senior he recorded 24 tackles with four pass breakups and two interceptions while leading his team to an 8-4 record and the second round of the playoffs under coach Kevin Faulk, a former NFL running back ... His interception in the end zone in the final minutes helped seal a 33-21 victory over Teurlings Catholic ... Caught one TD pass in a 69-8 win over Opelousas ... Helped the Bears go 8-3 as a junior and into the first round of the 2014 LHSAA Class 5A playoffs ... Did not allow a passing touchdown to be completed on him all season and he had 31 tackles and four interceptions while also forcing and recovering one fumble ... Also played basketball and ran track in high school ... Top 400-meter time of 49.9 was one of the top-three fastest in school history at the time ... He was a part of the 4x400 relay team that finished fourth at the 2014 LHSAA State Class 5A Outdoor Track and Field Championships.

ACADEMICS—He is interested in studying engineering at Colorado.

PERSONAL—He was born Dec. 29, 1997, in Lafayette, La. ... Hobbies include running, playing basketball and hanging out with teammates ... He has two cousins who played college football - Malik George, who redshirted as a freshman at Stephen F. Austin in 2016; and Claude George, a former linebacker at Texas A&M, who started three games for the Aggies in 2016 and signed an undrafted free agent contract with the Seattle Seahawks in April 2017.



CHRIS GRAHAM, PK

6-3, 235, Sr., 3L

Burlingame, Calif.
(Burlingame)



AT COLORADO: This Season (Sr.)—He was one of two recipients of the Bill McCartney Award as selected by the coaching staff for the most improved special teams player during spring ball.

2016 (Jr.)—He split time as CU's placekicker, appearing in 11 games plus the Alamo Bowl with his primary role as the kickoff man and at the end of the season midrange field goals ... Was 10-of-14 on field goal attempts with his long being 46 yards against Washington State; he was also 8-of-10 on PAT kicks ... Finished the year strong, making seven of his final eight attempts (the one he missed was blocked) ... Kicked off 51 times, with 20 touchbacks (39.2 percent), as opponents started inside-the-25 on 11 occasions (and inside-the-20 five times) ... Made two field goals in three different games (Oregon, UCLA, Utah), all games where his kicks were especially needed as those three games were decided by a combined 18 points ... He also recorded two tackles (one solo) on special teams.

2015 (Soph.)—He played in all 13 games and handled all but one of CU's kickoffs on the season ... Had 58 for the year, 17 of which went for touchbacks (with five of those sailing through the end zone) ... The average starting field position for the 41 which were returned was the opponent 25-yard line, as 22 of his kickoffs led to the opponent starting inside-the-25 and 11 inside-the-20 ... Made his only placement kick, the final PAT in a 48-0 win over Nicholls State ... The coaches selected him as the recipient of the Jim Hansen Award, presented to the player who displayed outstanding academic achievement in the spring ... He was 5-of-7 on field goals (long of 42) and 6-of-6 on PAT kicks in the four main spring scrimmages ... He was awarded a scholarship just prior to the start of August camp.

2014 (Fr.-RS)—He saw action in one game, kicking off twice at Southern California; one kick sailed through the end zone, while the other was returned 21 yards from the 8-yard line to the 29 ... Dressed for all 12 games as he was second on the depth chart at both placekicker and punter ... He made all 10 kicks in spring scrimmage action (seven PATs, three field goals; those were good from 31, 30 and 39 yards, the latter in the spring game).

2013 (Fr.)—Redshirted; he practiced at both punter and placekicker all fall, and in fact, dressed for all 12 games in case he needed to be activated in case of injury ... He joined the team in the summer as a recruited walk-on.

HIGH SCHOOL—A four-year letterman at a variety of positions (kicker, wide receiver, outside linebacker), he was a first-team All-Peninsula Bay League performer at outside 'backer his junior year ... Overall as a prep, he was 19-of-21 on field goal attempts, with a long of 50 as a junior a school record, and was 54-of-57 on extra point kick for 111 career points ... Burlingame was a combined 17-25 under coach John Philipopoulos during his four years there, including 5-6 marks his junior and senior seasons ... He also earned four letters playing basketball (forward), averaging 5.3 points on 55.4 percent field goal shooting and 4.3 rebounds per game as a senior, when Burlingame won the 2013 Central Coast Section title with a 21-9 record (after claiming the Peninsula South crown with a 12-0 mark) ... He was a first-team All-League performer his senior season.

ACADEMICS—He graduated from Colorado with his degrees in Integrative Physiology and Anthropology in May 2017 ... Earned honorable mention Pac-12 All-Academic Team and Academic All-Colorado honors by the state's NFF chapter as a junior; as a sophomore he was named first-team Academic All-Colorado by the state's NFF chapter along with earning honorable mention Pac-12 All-Academic Team recognition.

PERSONAL—He was born Dec. 7, 1994 in San Jose, Calif. ... Hobbies include playing golf, and he has aspirations of becoming a doctor after college.

Season	SCORING			FG BREAKDOWN							Long	PTS
	G	EP-EPA	FG-/FGA	10-19	20-29	30-39	40-49	50-59	60+			
2016	11	8-10	10-14	1-1	5-6	3-4	1-3	0-0	0-0	46	38	
Totals	24	9-11	10-14	1-1	5-6	3-4	1-3	0-0	0-0	46	39	

ADDITIONAL STATISTICS—Kickoffs: 2 Total, 1 Ret (2014); 58 Total, 41 Ret (2015); 51 Total, 23 Ret (2016).



**TANNER
GRZESIEK, TB**

5-10, 205, Sr., VR

Colorado Springs, Colo.
(Classical Academy/UCCS)

45

AT COLORADO: This Season (Sr.): He had 43 yards rushing and a TD in the spring game ... He power cleaned a team-best 365 pounds during the testing period at the end of the spring semester.

2016 (Jr.)—He did not see game action; he did dress for two games (Colorado State and Utah) ... Joined the team as a walk-on ahead of spring practices ... He wasn't able to participate in the spring game after suffering a hamstring strain three days prior ... He transferred to CU as a sophomore in 2014 after attending the University of Colorado-Colorado Springs as a freshman (UCCS does not have a football team).

HIGH SCHOOL—He was a three-year starter at nose guard and saw occasional duty at running back on offense ... As a senior, when he was a team captain, he was in on 44 tackles (26 solo), with two sacks and two quarterback hurries in seven games before his season was cut short due to injury ... He was also in on 44 tackles as a junior (24 solo, three sacks) and 35 as a sophomore (19 unassisted, two sacks) ... He had 10 carries for 68 yards as a senior, scoring three touchdowns, with nine rushes for 26 yards and a score as a junior ... He had a career-high 10 tackles (six solo) in a 36-8 win over Mitchell his senior year, when he also had his top game as a rusher, three carries for 44 yards and a score in a 59-12 win over Vista Peak ... Classical Academy was 9-2 his senior year, 2-8 his junior season and 7-3 his sophomore year under coach David Bervig ... He also participated in track (sprints and relays).

ACADEMICS—He is majoring in Business (Marketing) at Colorado ... He was an Honor Roll member his junior and senior years in high school.

PERSONAL—He was born July 24, 1995 in Colorado Springs, Colo. ... Hobbies include skiing, photography and mountain biking ... He once squatted 405 pounds seven times (with 18 bench presses at 225), when he was 17 ... He worked an internship with Northwestern Mutual in the summer of 2017. (*Last name is pronounced gress-ick.*)



**AARON
HAIGLER, OL**

6-7, 285, So., 1L

Northridge, Calif.
(Notre Dame)

64

AT COLORADO: 2016 (Fr.-RS)—He played in 11 games plus the Alamo Bowl (six starts at right tackle, seven including the bowl; he missed the Arizona State and Stanford contests due to injuries) ... Played in 548 snaps on the season, was credited with four knockdown blocks, six touchdown blocks (direct) and eight perfect plays on passing touchdowns ... Made his first career start at No. 4 Michigan in week three, helping CU throw for 261 yards and three touchdowns ... Suffered a knee injury in the Southern California game that caused him to miss the following two contests versus Arizona State and at Stanford; he returned to help CU defeat UCLA when he played 57 snaps off the bench and then returned to the starting lineup

the next week in a win at Arizona ... His two-best graded out games came in the final two games of the regular season against No. 21 Utah (when CU clinched the Pac-12 South Division title) and in the Pac-12 Championship game against No. 4 Washington.

2015 (Fr.)—Redshirted; he practiced on the offensive line the entire fall.

TRACK & FIELD—He joined the indoor track team for the first time after his redshirt freshman football season and competed in two indoor meets and then in three outdoor meets ... On the indoor circuit, he took first place in the shot put in the Joe Davies Classic with a mark of 47-8¼ ... During the outdoor season, he also won the shot put at the Santa Barbara Easter Open with a mark of 49-10½ ... Top shot put mark on the season was in the CU Invitational at 50-1½ and top discus was in the Cardinal Classic at 149-8.06.

HIGH SCHOOL—As a senior, he earned second-team All-Mission League honors, playing on the offensive line for the first time (left tackle) ... He volunteered to move to the tackle spot from tight end to help the team, and responded by recording over 40 pancake blocks; he allowed just two quarterback sacks, was flagged for just three penalties and allowed just a handful of pressures (Notre Dame's offense was roughly 40 percent passing) ... He was a two-year starter at tight end (sophomore and junior years), primarily in a blocking role; he caught two passes for 55 yards as a junior and three for 28 yards, two of which went for touchdowns, as a sophomore ... He was a reserve defensive end for three seasons; he had nine tackles as senior ... Under long-time coach Kevin Rooney, Notre Dame was 6-4 his senior year, 7-4 his junior season and 8-4 his sophomore year ... Lettered three times in basketball and four times in track and field (throws); he owns personal bests of 59-11½ in the shot put, the school record, and 157-0 in the discus ... The shot put mark was the fourth best in the state for 2014 ... He was Notre Dame's all-sport Athlete of the Year for his class his freshman, sophomore, junior and senior years.

ACADEMICS—He is majoring in Strategic Communications at Colorado ... Earned honorable mention Pac-12 All-Academic Team and NFF/Academic All-Colorado honors as a redshirt freshman ... He owned a 3.2 grade point average in high school, and was a three-time Mission League All-Academic Team member.

PERSONAL—He was born July 7, 1997 in Los Angeles, Calif. ... Hobbies include playing most sports as well as the guitar (he's a big classic rock fan) ... An uncle, David Prenatt, played basketball at Purdue. (*Last name is pronounced Hague-ler.*)



**SHAMAR
HAMILTON, OLB**

6-5, 230, Jr., JC

Lantana, Fla.
(Santaluces/
ASA College of Miami)

13

AT COLORADO: This Season (Jr.)—He enrolled in classes for the spring semester and participated in spring drills ... He has three years to play two in eligibility.

JUNIOR COLLEGE—He played his freshman and sophomore seasons in 2015 and 2016, the first two years of existence for ASA College of Miami, the only junior college football program in Florida ... In 17 games over two seasons with the Silver Storm he recorded 10 sacks, which ranks as the second-most in school history ... Also posted 65 tackles, 16 of which went for losses ... As a sophomore he ranked second on the team in tackles with 31 out of the defensive end position while playing in 8 of 10 games and helping lead his team to an 8-2 record ... Had 5.5 sacks, totaled 7.5 tackles for losses and also forced and recovered one fumble ... In the second week of the season he had a career-high seven tackles and two sacks, his second



consecutive game with a pair of sacks ... During that week two 62-6 victory over Fort Lauderdale, four of his seven tackles went for losses ... As a freshman he totaled 34 tackles, 8.5 for losses, and was in on 4.5 sacks. He also had one fumble recovery.

HIGH SCHOOL—He played defensive tackle at Santaluces High School where he earned first-team All-Conference honors as a senior under coach Paul Meunier, his only year playing football ... He also wrestled as a sophomore, junior and senior, going to state each year ... His senior season he placed sixth at state in the 220-pound weight class.

ACADEMICS—He is majoring in Political Science at Colorado.

PERSONAL—He was born Sept. 17, 1997 in Brooklyn, N.Y. and is the son of Rosemary Watson and Franklin Hamilton ... He is the youngest boy among his five siblings and second youngest overall; the elder ones are sister Moreen along with brothers Nick, Daquan and Dave; younger sister is Destiny ... After football, he would like to become a scientist and an inventor and looks forward to the day when he gets to patent his own ideas ... Growing up, he lived in Jamaica, New York, Jacksonville, Miami, Palm Beach, Virginia and Georgia ... His time in Jamaica was when he was younger, spending a couple of his elementary school years there. (**First name is pronounced shuh-mar**)



TERRAN HASSELBACH, OLB

6-1, 235, Jr., 2L

Parker, Colo.
(Regis)



AT COLORADO: 2016 (Soph.)—He played in 12 games (10 on defense, no starts) plus the Alamo Bowl, seeing action for 117 snaps in recording three tackles, one pass breakup and one third down stop ... Was credited with two special teams points, which came off of a pair of knockdown or springing blocks on kick returns ... He had offseason surgery to mend a chronic shoulder injury and missed all of spring practice.

2015 (Fr.-RS)—He played in all 13 games, eight on defense (no starts) and in all on special teams ... Was in for 73 snaps from scrimmage, recording seven tackles (four solo, one for a loss) ... Also had a tackle for zero gain, three quarterback hurries and a fumble recovery (the latter against Nicholls State) ... Had his career/season-high in tackles against Massachusetts with two (one solo), as he had one in five other games ... Posted two knockdown blocks to spring returns on special teams duty on the kickoff return unit ... Had nine tackles (eight solo), with two for losses, three third down stops and a tackle for zero in the four main spring scrimmages.

2014 (Fr.)—Redshirted; he dressed for the season opener against Colorado State but practiced all fall along the defensive front.

HIGH SCHOOL—As a senior, the only year he played high school football, he earned All-Colorado honors from the *Denver Post*, *Mile High Sports Magazine* and American Family Insurance/9News All USA Colorado (the *Post* selected just two for its team) ... He garnered *Mile High's* "Comeback Player of the Year" honor and also was the publication's player of the year at his position (defensive lineman) ... Also earned All-Continental League honors and was its defensive lineman of the year ... In just nine games as a starting defensive end (he missed two), he was in on 78 tackles for the year, 57 solo, which included 24 for losses and 11 quarterback sacks for 118 yards in losses ... In addition, he had 35 quarterback hurries, four forced fumbles and three passes broken up ... Top games as a senior included three double-figure tackle efforts, highlighted by a 31-16 win over Douglas County, when he had 15 stops (11 solo), five for losses including three sacks and four hurries; and in a 35-12 win over ThunderRidge, he

had 14 tackles (seven solo, four for losses with a sack) ... He had eight hurries in a 42-7 win over Chaparral ... Under coach Mark Nolan, Regis was 9-2 his senior year, claiming the Continental League title.

ACADEMICS—He is majoring in Business (Management & Marketing) at Colorado.

PERSONAL—He was born Nov. 27, 1995 in Centennial, Colo. ... Hobbies include music (playing the piano included), and films; he has aspirations of becoming a film producer one day ... His father, Harald, played collegiately at Washington and for Denver in the NFL; he played 112 games for the Broncos between 1994 and 2000 and was a member of two Super Bowl champion teams ... As to why he received the 2013 *Mile High Sports* Comeback Award, he is a true example of perseverance: he was in a near-fatal car accident (with his father) right before the start of the freshman football season in 2010 ... He wasn't cleared to play until two years later due to the impact on his ribs and internal organs ... He was ready to play as a junior, but in practice, he suffered a fluke shoulder injury that required surgery and six months of rehabilitation.

(**Name is pronounced Tare-run Hass-el-back.**)

Season	G	Plays	TACKLES										
			UT	AT—TOT	TFL	Sacks	TZ	3DS	Hurr	FR	FF	PBU	Int
2015	8	73	4	3—7	1-5	0-0	2	0	3	1	0	0	0
2016	10	117	3	0—3	0-0	0-0	0	1	0	0	0	1	0
Totals	18	190	7	3—10	1-5	0-0	2	1	3	1	0	1	0



TRENT HEADLEY, ILB

6-2, 225, Sr., VR

Littleton, Colo.
(Columbine/Metro State)



AT COLORADO: 2016 (Jr.)—He missed the entire season after suffering a shoulder dislocation in the spring game that required surgery ... Before he was injured, he had five tackles (four solo) in the spring game.

2015 (Soph.)—Redshirted; he was ineligible to play due to NCAA transfer rules ... Joined the team as a walk-on prior to spring practice after enrolling at CU for the 2014 fall semester ... As a true freshman, he attended Metropolitan State University in Denver, which does not have a football program.

HIGH SCHOOL—As a senior, he was in on 38 tackles (21 solo), with an interception, two quarterback sacks, two hurries, two forced fumbles and a recovery ... Had 21 tackles as a junior with an interception and three forced fumbles ... Columbine was 7-4 his senior year, 14-0 his junior season (5A state champions, Super 6 League champs) and 9-2 his sophomore year under coach Andy Lowry.

ACADEMICS—He is majoring in Psychology at Colorado while seeking a minor in Leadership Studies.

PERSONAL—He was born March 2, 1995 in Wichita, Kan. ... Hobbies include snowboarding, hiking and fishing ... He has done concrete work during the summers and has aspirations of becoming a firefighter after college.



RILEY HILLIS, RB

6-0, 200, So., HS

Arvada, Colo.
(Ralston Valley)



AT COLORADO: This Season (Soph.)—He walked on to the team during the spring semester and participated in drills and workouts with the team, practicing at running back.

HOCKEY—He played three seasons as a defenseman on the Tri-City Americans (2013-16) hockey team out of Kennewick, Wash. in the Western Hockey League, one of three major junior hockey leagues ... Appeared in 43 games in 2013-14 and 45 games in 2014-15, but only two in 2015-16 as a shoulder injury sidelined him and ended his hockey career ... In his three years and 90 total games, he had one goal, three assists and 173 penalty minutes.

HIGH SCHOOL—He was a running back/fullback for Ralston Valley High School.

ACADEMICS—He is majoring in Business (Management) at Colorado and is also enrolled in CU's College of Arts and Sciences, currently with an open option on his area of emphasis there ... He was the owner of a 3.85 GPA in high school.

PERSONAL—He was born April 8, 1996 in Denver ... Hobbies include hockey, fly fishing and mountain biking ... His grandfather, Ron Scott, was a three-year starter for the Buffs at middle guard for the program that went 22-7-2 during his years of eligibility (1965-67) ... Ron was named captain his senior year, a year they went 9-2 with a victory over the Miami Hurricanes in the Bluebonnet Bowl ... He is the current Director of Development for the Buff Club ... His father, Lance Hillis, played college hockey at Northern Arizona University.

DARRELL HUBBARD, DB

6-1, 195, Jr., JC

New Orleans, La.
(Aldine Davis/
Blinn College)



AT COLORADO: This Season (Jr.)—He enrolled in classes for the spring semester and participated in spring drills ... Has three years to play two in eligibility.

JUNIOR COLLEGE—He played in 15 games as a wide receiver over the 2015 and 2016 seasons at Blinn College, catching a total of eight passes for 74 yards with a long of 22.

HIGH SCHOOL—He played for coach James Showers at Aldine Davis where he was a first-team All-District selection as a sophomore and a senior ... Caught 11 touchdown passes his sophomore year and eight his senior season when he helped lead his team to a three-way tie for the bi-district championship ... He missed his junior year after suffering a knee injury ... Was a two-way player as a receiver and defensive back his entire

prep career ... Also played on the basketball team and competed in track and field ... In basketball, he was named All-District starting as a sophomore on the varsity team ... On the track, he competed his sophomore year in the long jump, triple jump and ran with the 4x400 relay team.

ACADEMICS—He is interested in studying sports broadcasting or fashion business at Colorado.

PERSONAL—He was born June 12, 1997 in Houston, Texas ... Hobbies include football, basketball and riding dirt bikes and four-wheelers ... He grew up in New Orleans, but moved to Houston in fourth grade after Hurricane Katrina ... Playing basketball growing up his AAU team was coached by Pat Swilling, who played 12 seasons in the NFL for the Saints, Lions and Raiders.



JONATHAN HUCKINS, OL

6-4, 290, Sr., 3L

The Woodlands, Texas
(The Woodlands)



AT COLORADO: 2016 (Jr.)—He saw action in eight games (three starts, all at left guard subbing for an injured Gerrad Kough in the final three games of the regular season, all against ranked teams: No. 20 Washington State, No. 21 Utah and No. 4 Washington in the Pac-12 Championship game) ... Appeared in the Alamo Bowl at left guard ... In 368 snaps on offense, he was credited with five touchdown blocks (direct), four perfect plays on passing touchdowns and three knockdown blocks ... In his first start of the season, he and the Buffalo offensive line helped CU rack up a season-high 603 yards of offense in a 38-24 win over Washington State; that was also his best game grade of the year (2.30) ... He ended up playing every offensive snap in his starts versus Washington State (100) and Utah (82) while playing in 47-of-54 snaps against Washington.

2015 (Soph.)—He played in 11 games, including 10 starts (eight at right guard and two at left guard), missing the other two games to elbow and ankles injuries (the UCLA and Utah games) ... Was in for 625 snaps from scrimmage on offense, owning a 61.8 plus-play percentage grade (and an overall grade of 85.9 percent) ... Had 23 knockdown blocks and tied for the team-high with nine touchdown blocks, along with 10 perfect plays on TD passes ... Was flagged for just one penalty and allowed only one quarterback sack, while allowing 11 pressures ... His top overall grade was a 92.7 percent mark against Stanford, with his best plus-play grade coming against Southern California (76.1 percent) ... Played an additional four snaps on the field goal/PAT unit on special teams ... Won the Iron Buffalo Award for the offensive linemen during spring practice, which recognizes hard work, dedication, toughness and total lifting performance.

2014 (Fr.-RS)—He saw action in six games, including three on offense (Arizona State, Hawai'i and Southern California) ... In 29 snaps from scrimmage, he recorded 15 plus plays for a 51.7 plus-play percentage; had another nine graded at even to give him an overall grade of 82.3 percent ... Played the most snaps (18) in the Arizona State game ... In addition, he was in for 12 plays on special teams on the field goal/PAT unit ... Had bulked up about 15 pounds since his arrival on campus as a true freshman.

2013 (Fr.)—Redshirted; practiced the entire fall on the offensive line.


HIGH SCHOOL—He earned *PrepStar* All-Central Region honors at offensive guard as a senior, when the *Houston Chronicle* named him to its All-Greater Houston team as well as among its Houston Top 100; he also earned honorable mention All-State (from the *Associated Press*), second-team All-District 14-5A and first-team All-County honors ... Rivals ranked him as the No. 75 offensive guard in the nation ... As a junior, he was a second-team All-District performer ... A two-year starter (26 games), he had 118 career pancake blocks and over 20 direct touchdown blocks for



the Highlanders ferocious running game ... As a senior, he graded out above 85 percent in allowing just one quarterback sack, five pressures and being called for a single penalty (a false start) ... He allowed just two sacks and one pressure while being flagged for five penalties ... He played some defensive tackle on spot occasions (goal line, short yardage), making three tackles (two for losses) as a senior and five (one for a loss) as a junior ... Top games as a senior: in a 53-25 win over Oak Ridge, he had eight pancake and three touchdown blocks, and in a 66-422 win over Klein Collins, he had six pancakes and two TD blocks ... Top game as a junior came in a 28-0 win over Kingwood when he recorded his prep best of 15 pancakes ... Under Coach Mark Schmid, The Woodlands was 8-4 his senior year, sharing the District 14-5A title, and 12-2 his junior season; TWHS lost in second round of the playoffs his senior year after reaching the quarterfinals the previous season ... He also lettered four times in track; participating in throws, he had a career best of 54-6 in the shot put and 159-11 in the discus (finished sixth in the state in the shot as a senior with a throw of 54-2½).

ACADEMICS—He is majoring in Economics at Colorado ... He owned a 3.6 grade point average at The Woodlands.

PERSONAL—He was born April 29, 1995 in London, England (where his mother is from and where his parents met; he moved to America as a 4-year old) ... Hobbies include fishing, playing video games, weightlifting and cooking; he has aspirations of one day attending culinary school ... An older brother (Nick) was on the lacrosse team at Guilford College from 2012-15 and was a two-time All-ODAC selection (second-team in 2015 and third-team in 2013) and two-time Academic All-ODAC team pick ... He is active in community service, he has regularly worked as a volunteer coach for a special needs football camp.



URYAN HUDSON, DB

5-9, 150, Fr., RS

Manvel, Texas
(Manvel)



AT COLORADO: 2016 (Fr.)—Redshirted; he dressed for two games (Oregon State and Washington State).

HIGH SCHOOL—He helped lead the Manvel Mavericks to an 11-3 record under coach Kirk Martin his senior year ... Posted 57 tackles (48 solo, nine assisted), which ranked fourth on the team ... Picked off five passes that he returned for 105 yards (21.0 per) and also was credited with a team-high nine pass breakups ... Returning 13 punts, he averaged 19.3 per return with a long of 75 yards for a touchdown in a 56-0 win over Pasadena; he also had 251 kickoff return yards ... His top games as a senior came in a 43-40 win over North Short when he had a season-high eight tackles, two pass breakups and an interception on a two-point conversion attempt that he returned 100 yards to result in a scoring two points as a safety for his team, a four-point swing in the game the Mavericks won by three.

ACADEMICS—He is undecided on a major at Colorado.

PERSONAL—He was born March 4, 1998 ... His uncle, Chris Hudson, was a consensus first-team All-American at CU and the 1994 winner of the Jim Thorpe Award presented to the nation's top defensive back. (**First name is pronounced U-Ryan.**)



JOHNNY HUNTLEY III, WR

6-3, 220, Soph., 1L

Plantation, Fla.
(South Plantation)



AT COLORADO: 2016 (Fr.)—He saw action in 12-of-13 games on the season plus the Alamo Bowl game; he was one of just four true freshman to play for the Buffs on the year ... Had one reception, which came in week two against Idaho State for a 14-yard gain ... Was credited with five points on special teams, coming from two solo tackles and one assisted tackle (inside the 20-yard line) along with one knockdown or springing block on a kick return.

HIGH SCHOOL—Rivals.com ranked him as the No. 61 overall prospect in the state of Florida and the 69th-ranked receiver in the nation ... In earning first-team All-Broward County honors (*Miami Herald*), he was South Plantation's most valuable player in making 55 receptions for 940 yards and 12 touchdowns ... Played safety on defense, making 20 tackles, with three forced fumbles and an interception ... A two-year starter at wide receiver, he scored 11 touchdowns as a junior ... One of his top games as a senior came in a 13-12 win over Flanagan, which had been ranked No. 8 in the nation by SuperPrep and No. 16 by *USA Today*; on the game winning drive, he caught a 27-yard pass to set up the game winner, a 6-yard catch he made on a fade route that secured the win with 55 seconds remaining ... In a 27-24 win over Taravella his junior year, his team had fallen behind 24-21 with 12 seconds remaining; on the final play of the game with six seconds to go, he caught a pass in full stride from quarterback Mike Mele and ran 50 yards for the winning points ... Under coach Nick Dellaria, SPHS was 3-7 his senior year; he replaced Doug Gatewood as head coach prior to the year, as South Plantation was 4-5 under his direction his junior season and 6-3 his sophomore year ... He was a team captain his junior and senior seasons.

ACADEMICS—He is enrolled in Colorado's College of Arts and Sciences, but is undecided on a major.

PERSONAL—He was born Dec. 30, 1997 in Fort Lauderdale, Fla. ... Hobbies include playing most sports, video games and spending time with friends ... He was an assistant coach for two years, working with younger kids in Pop Warner ball.

Season	G	RECEIVING			TD	Long	High Games	
		No.	Yds	Avg.			Rec	Yds
2016	12	1	14	14.0	0	14	1	14

ADDITIONAL STATISTICS—Special Team Tackles: 2,1–3 (2016).



JEROMY IRWIN, OL

6-5, 295, Sr., 4L

Cypress, Texas
(Cypress Fairbanks)



AT COLORADO: Career: A to-be sixth-year senior, he has played in 35 career games with 25 starts (redshirted as a sophomore in 2013, received medical hardship waiver for 2015 season).

This Season (Sr.)—He was voted team captain for a second consecutive season, becoming one of 10 Buffs in program history to serve as captain twice ... Was presented the Dick Anderson Award for outstanding toughness at the conclusion of spring practices ... *Lindy's College Football* selected him as a preseason first-team All-Pac-12 performer while *Athlon Sports* placed him on its second-team ... *College Football News* rated him as the 12th best offensive tackle in the nation.

2016 (Jr.-RS)—He started 12 games at left offensive tackle plus the Alamo Bowl (he missed the Arizona game due to illness), grading out as CU's top offensive lineman ... Earned second-team All-Pac-12 honors from the league coaches, was a third-team pick of *Phil Steele's College Football* and a first-team All-Colorado team pick by the NFF College Football Hall of Fame Colorado Chapter ... Was the recipient of CU's Offensive Trench Award, which the coaches present to the most outstanding offensive lineman ... In playing the second-most snaps on offense (896), he was credited with a team-high 20 knockdown blocks, 14 touchdown blocks (direct), 15 perfect plays on passing touchdowns while only allowing just a half sack and nine pressures on the season (CU attempted 431 passes on the year) ... The Arizona State and Washington State games were his two best, grading out to a 2.23 score by the coaches, the best two games by any lineman on the year ... *Phil Steele's College Football* ranked him as the No. 41 offensive tackle in the nation entering the year, despite coming off a season-ending injury in 2015 when he played in just two games ... He served as one of five team captains for the 2016 season by a vote of his teammates.

2015 (Jr.)—He suffered a torn ACL in the second quarter of the second game of the year (Massachusetts), underwent surgery in late September and was lost for the remainder of the season ... Was in for just 119 snaps in just over five quarters and was on his way to having a great season: he was grading out to 85.7 percent overall at the time he was injured, with four knockdown and two touchdown blocks (no penalties or sacks allowed) ... He was Colorado's nomination for the Earl Campbell Tyler Rose Award (for the most outstanding offensive player with ties to the state of Texas).

2014 (Soph.-RS)—He started 11 games at offensive left tackle; he missed the Arizona game after going down with an ankle sprain just 13 plays into the Washington game the previous week ... Was in for 819 snaps from scrimmage, and with 482 "plus plays," he had a 58.9 plus play percentage on the season ... When accounting for 220 plays considered even, his season grade was 85.7 percent ... He had 40 knockdown blocks along with a team-best eight direct touchdown blocks, with 26 perfect plays on touchdown passes ... Allowed just three quarterback sacks guarding the quarterbacks' blind side ... His top game grades came against Oregon State (72.0 plus percentage, 94.8 overall) ... He was 100 percent healed from a foot injury from the previous summer when he suffered a stress fracture of his fifth metatarsal on March 22, forcing him to miss the remainder of spring practice ... The coaches presented him with the Tyronee "Tiger" Bussey Award after the season for inspiration in the face of physical adversity.

2013 (Soph.)—Redshirted; he suffered a broken bone in his foot doing some yard work on July 30, and was originally expected to be out the first few games but it was slow to heal ... He ended the spring listed second at both left tackle and left guard and figured to be either a starter or a regular in the rotation before the injury.

2012 (Fr.)—He saw action in 10 games on the season (no starts), as he played for the first time in the third game of the year and then played the

rest of the way; he was in on offense for seven games ... Played 72 total snaps on the year (at guard), grading to 75.0 percent (54 plus plays); he had five "will-breaker" blocks, with his best game grade when he had 10 or more plays coming against Oregon (71.4 percent) ... Also played 27 snaps on the field goal/PAT unit on special teams.

HIGH SCHOOL—As a senior, he was ranked the No. 47 offensive guard in the nation by ESPN.com and the No. 89 offensive tackle nationally by Scout.com; he earned Texas Top 100 honors from *The Houston Chronicle* ... As both a junior and a senior, he was a unanimous first-team selection to the All-5A District 17 team, after earning honorable mention distinction as a sophomore ... A three-year starter at left guard, he only gave up one sack in his entire prep career, and that came during his sophomore season ... Played a key role in Cy-Fair averaging over 250 rushing yards per game in his senior season, as the team ran for well over 3,000 yards in 13 games; that included one of his top personal performances that year, when in a 52-7 win over Cypress Springs, he helped pave the way for an offensive attack that gained 398 yards on the ground ... One of his most memorable moments came in a 21-14 win over Cinco Ranch in the playoffs, a victory that sent Cy-Fair to the 5A Division I Regional Finals ... Under coach Ed Pustejovsky, Cy-Fair improved dramatically each season: 0-10 as a sophomore, 9-3 as a junior, 12-1 as a senior, winning the District 17 championship his senior season after sharing it his junior year ... Also lettered in track and field (shot put), advancing to regionals as a junior; his personal best throw was 51-0 ... He played basketball early in high school but gave it up to concentrate on football.

ACADEMICS—He graduated in May 2017 with dual degrees in both Communication and History from Colorado.

PERSONAL—He was born July 8, 1993, in North Little Rock, Ark. ... He is the youngest of a set of triplets, born moments after his brothers John and Sean; Sean also was a member of CU's 2012 recruiting class and after lettering four seasons at CU, had a tryout with the Jacksonville Jaguars in May 2017 ... A grandfather (Roby Irwin) played football at TCU, and an uncle (Jack McClelland) ran track at Texas ... Hobbies include playing computer games, working out and eating ... He serves his community through PALS, an organization that mentors kids and does other projects such as feeding the homeless.



JAYLON JACKSON, WR

5-10, 175, Fr., HS

Cedar Hill, Texas
(Cedar Hill)



AT COLORADO: This Season (Fr.)—He enrolled at CU for the spring semester after graduating early from high school and participated in spring drills ... He was limited in the spring as he was still rehabilitating a knee injury suffered in high school, but he did participate in individual drills and got a look on special teams as a returner in his first spring with the Buffs.

HIGH SCHOOL—A wide receiver under coach Joey McGuire at Cedar Hill High School, he started playing on the varsity team his freshman season when he was called up for the team's playoff run ... His entire senior season was lost due to a knee injury, but he was on the team's leadership council ... Missed all but one game of his junior season because of a knee injury that he suffered the previous spring, but returned for Cedar Hill's playoff game against Southlake Carroll in November 2015 and recorded 40 total yards in a 37-33 loss ... Sophomore year he had 257 receiving yards and one touchdown while also rushing 32 times for 253 yards ... That season he helped Cedar Hill win its second



straight state title ... He also competed on the track and field team, where he recorded a time of 10.55 in the 100-meter dash.

ACADEMICS—He is enrolled in Colorado’s College of Arts and Sciences, but is undecided on a major ... He carried a 3.4 GPA in high school.

PERSONAL—He was born on Oct. 23, 1998 in Dallas, Texas ... He is the son of Sharron and Bobby Jackson.



**LEO
JACKSON III, DE**

6-3, 275, Sr., 2L

Decatur, Ga.
(North Atlanta/
Foothill College)



AT COLORADO: 2016 (Jr.)—He played in all 13 games (one start, at Southern California) plus the Alamo Bowl and played in 254 snaps from scrimmage, the most of any non-starting defensive linemen ... Credited with 16 tackles on the season, one third down stop, one quarterback hurry, a touchdown save and one quarterback chasedown ... Recorded his first multi-tackle game of the season in the road win at Oregon to open Pac-12 play, as he had two solo tackles and one quarterback chasedown ... Upped that tackle total two weeks later again on the road with four stops at USC.

2015 (Soph.)—He played in 12 games (10 starts), missing the Nicholls State as he went through concussion protocol ... Was in for 586 snaps from scrimmage, the second-most by any down lineman, and recorded 33 tackles (18 solo, including two quarterback sacks) ... He added three tackles for zero gains, five third down stops, four hurries, two chasedowns (near-sacks), a caused interception and a forced fumble ... Had a career/season-high six tackles (two solo) against Colorado State, and had five on three other occasions (Oregon, Arizona State, Oregon State; his high in solo stops was four against the Beavers) ... Made an immediate impact upon his arrival on the defensive line ... He had 13 tackles (nine solo) in the four main spring scrimmages, which included four tackles for loss, two of which were quarterback sacks ... The coaches selected him as the recipient of the Dick Anderson Award, presented to the player with outstanding toughness following spring practice ... Won the Iron Buffalo Award for the defensive linemen during spring practice, which recognizes hard work, dedication, toughness and total lifting performance ... He enrolled at Colorado for the spring, delaying his enrollment a semester; he bulked up a bit in the weight room from when he signed with CU the previous spring, adding 25 pounds to his frame.

JUNIOR COLLEGE—He played in 10 games (eight starts) at defensive end for Foothill College in Los Altos Hills, Calif., as a true freshman ... He recorded 34 total tackles, 22 of the solo variety which included 10 for losses and six-and-a-half quarterback sacks ... Also had 12 quarterback pressures, four passes broken up and two forced fumbles ... Under coach Kelly Edwards, Foothill posted a 2-8 record.

HIGH SCHOOL—A two-year letterman, he played defensive end, tackle and offensive tackle, starting all 19 games his junior and senior seasons ... As a senior, he was in on 25 tackles (15 solo), with six for losses including three-and-a-half quarterback sacks, along with eight hurries, three passes broken up and a fumble recovery ... He played under two difference coaches in high school, Stanley Pritchett his senior season with NAHS going 2-7, and Brian Montgomery his junior year, who coached the team to a 7-3 mark.

ACADEMICS—He is majoring in Sociology at Colorado ... He earned his A.A. degree from Foothill College in December 2014 ... He was an Honor Roll student in high school.

PERSONAL—He was born Oct. 5, 1994 in Atlanta, Ga. ... Hobbies include playing most sports (soccer is his second favorite), and trying new extreme sports ... A self-proclaimed late bloomer, he didn’t have any offers out of high school but was a full qualifier, so he decided to go the junior college route to hone his skills and hopefully get some Division I offers, which he did.

Season	G	Plays	TACKLES											
			UT	AT	TOT	TFL	Sacks	TZ	3DS	Hurr	FR	FF	PBU	Int
2015	12	586	18	15	33	2-7	2-7	3	5	4	0	1	0	0
2016	13	254	10	6	16	0-0	0-0	0	1	1	0	0	0	0
Totals	25	840	28	21	49	2-7	2-7	3	6	5	0	1	0	0



**AKIL
JONES, ILB**

6-0, 215, Fr., RS

San Jose, Calif.
(Valley Christian)



AT COLORADO: 2016 (Fr.)—Redshirted; he participated at linebacker the entire fall ... Did dress for one game (Idaho State).

HIGH SCHOOL—As a senior, he was named second-team All-State by Cal-Hi Sports and earned first-team All-Area honors from the *San Jose Mercury-News* ... In earning first-team All-West Catholic Athletic League honors, he was also named the league’s defensive player of the year ... As a senior, he racked up 86 tackles (61 solo), a total that included a whopping 30 tackles for loss, 13 of which were a league-high quarterback sacks ... He also recovered two fumbles, one of which he returned for a touchdown ... He saw action on offense at running back, mainly in a blocking role but he did gain 57 yards on four attempts ... As a junior, he was in on 50 tackles (32 solo), 10 for losses including four-and-a-half sacks ... Again on offense in a limited role, he picked up 57 yards on eight tries ... Top games as a senior: in a 33-7 win over Archbishop Mitty, he recorded 13 tackles, nine of which were of the solo variety and seven for losses (with three-and-a-half of those being sacks); he also returned a fumble for a touchdown and for his efforts was named the San Francisco 49ers high school player of the week ... In a 38-7 win over St. Ignatius, he was in on 10 tackles (five solo with a sack) and rushed for 57 yards on four carries ... As a junior in a 15-14 win over Archbishop Mitty, he made 14 tackles – 10 solo, five for losses including two sacks ... Under coach Mike Machado, Valley Christian was 8-4 his senior year, 9-4 his junior season and the co-West Catholic Athletic League champions, and 8-4 his sophomore year ... He lettered three times in track (sprints/relays).

ACADEMICS—He is enrolled in Colorado’s College of Arts and Sciences, but is undecided on a major ... He owned a 3.3 grade point average in high school.

PERSONAL—He was born Feb. 27, 1998 in Los Gatos, Calif. ... Hobbies include working out (he has great respect for and looks up to Coach Drew Wilson and his staff) and spending time with friends and family ... Father (Darryl) played baseball at San Jose State; his mother (Johnita Lux) played women’s basketball at De Anza; and a cousin (Cameron Denson) is currently a senior wide receiver at the University of Arizona. (**First name is pronounced ah-keel.**)



**ANTHONY
JULMISSE, DB**

6-1, 190, Soph., 1L

Plantation, Fla.
(South Plantation)



**JOSH
KAISER, OL**

6-5, 295, Jr., 2L

Mission Viejo, Calif.
(Mission Viejo)



AT COLORADO: 2016 (Fr.)—He played in all 13 games plus the Alamo Bowl, as he was one of only four true freshmen to see the field in 2016 ... A versatile player who appeared in all three phases of the game (offense, defense and special teams), his biggest contribution was on the kickoff return unit where he returned 17 kickoffs for an average of 22.6 yards; his long of 48 came against No. 4 Washington in the Pac-12 Championship game ... Became the first Buffalo defender since Greg Henderson in 2013 to record a take-away in each of the first two games of the season, as he recovered a fumble in the season opener against Colorado State and had an interception in week two versus Idaho State (they were his only two on the year) ... Was in for a handful of snaps on offense, was in for 53 on defense, recording three tackles and he had one quarterback pressure ... Picked up a first down on a 10-yard rush at USC, which came on the first rushing attempt of his career - his only offensive statistic of the season although he practiced on that side of the ball along with defense all fall camp and in the first month of the regular season ... Finished fifth in special team points with 20, as he was on several units; he was in on nine tackles (three solo), with five knockdown blocks, three forced fair catches, two first downfield credits that altered returns and a caused penalty.

HIGH SCHOOL—As a senior, he earned second-team All-State honors at the utility position and first-team All-Broward County honors from the *Miami Herald* ... A three-year starter on offense playing both the running back and receiver positions, his senior season he rushed 81 times for 672 yards and eight touchdowns, averaging 8.3 yards a carry ... Also amassed 360 receiving yards and scored four more times ... On defense playing safety, he was in on 32 tackles, eight for losses, with two interceptions (returning one for a TD) and a blocked kick ... He also scored two times via return (punt, kickoff) ... One of his top games as a senior came in a 13-12 win over Flanagan, which had been ranked No. 8 in the nation by SuperPrep and No. 16 by USA Today, as he scored the Paladins' first points of the game on an electrifying 88-yard punt return and later blocked a field goal attempt that could have provided the winning points ... In a 39-32 loss to Cypress Bay, he scored two touchdowns, one receiving and one on an interception return ... Under coach Nick Dellaria, SPSHS was 3-7 his senior year; he replaced Doug Gatewood as head coach prior to the season, as South Plantation was 4-5 under his direction his junior season and 6-3 his sophomore year ... He also lettered once in track (sprints/relays).

ACADEMICS—He is majoring in Environmental Studies at Colorado ... He was on the Honor Roll every semester in high school and owned a 3.9 grade point average.

PERSONAL—He was born Oct. 15, 1997 in Plantation, Fla. ... Hobbies include playing video games and bowling (he recently took up the sport and already has a game-high 197). (*Last name is pronounced joel-meese.*)

Season	G	Plays	TACKLES											
			UT	AT—TOT	TFL	Sacks	TZ	3DS	Hurr	FR	FF	PBU	Int	
2016	5	53	3	0—3	0-0	0-0	0	0	0	1	1	0	0	1

ADDITIONAL STATISTICS—Kickoff Returns: 17-384, 22.6 avg., 0 TD, 48 long (2016). Interception Return Yards: 1-1, 1.0 avg. (2016). Special Team Tackles 3,6—9 (2016).

AT COLORADO: This Season (Jr.)—He was the recipient of the Joe Romig 'Most Improved Offensive Lineman' Award following spring drills.

2016 (Soph.)—He played all 13 games plus the Alamo Bowl; only four on the offensive line but saw the field in every game on special teams with 78 snaps on the FG/PAT unit ... On the offensive line he played a reserve role, with most of his action (44 snaps) coming against Idaho State.

2015 (Fr-RS.)—He played in all 13 games on special teams and in two on offense (no starts), as he was in for 27 offensive snaps ... The bulk of those came against Nicholls State (1) with the rest against Massachusetts ... Had a touchdown block against Nicholls, and had a season grade of 77.8 percent (21 plays of plus or even) ... Played all 65 snaps on CU's field goal/PAT unit on special teams.

2014 (Fr.)—Redshirted; practiced on the offensive line over the entire season ... He won the Offensive Scout Award for the Massachusetts game.

HIGH SCHOOL—He earned first-team All-South Coast League and second-team All-Orange County honors as senior, his only year he lined up at offensive tackle ... He was key player in a prolific Mission Viejo offense that averaged 45.4 points and over 300 yards rushing per game, as he had well over 40 touchdown blocks, numerous downfield blocks and 18 pancake blocks in allowing just one sack and being flagged for only one penalty all season ... As a junior, he played defensive end, recording 30 tackles, with three for losses including one quarterback sack ... Under coach Bob Johnson, MVHS was 11-1 his junior and senior seasons, winning the South Coast League title both years and reaching the Southern Section quarterfinals ... He lettered in track as a senior (throws); he posted a career-best of 47-0 in the shot put.

ACADEMICS—He is majoring both Ethnic Studies and Sociology at Colorado, as he has a keen interest in criminal justice ... He owned a 3.0 grade point average in high school.


PERSONAL—He was born April 10, 1996 in Mission Viejo, Calif. ... Hobbies include snowboarding, paintball and playing basketball ... An older sister, Gabrielle, played college basketball at Long Beach State ... He is active in his community, and his high school team volunteered annually for a local 10-kilometer that serves as a fundraiser for pediatric cancer. (*Last name in pronounced ky-zer.*)



**DYLAN
KEENEY, TE/HB**

6-6, 220, Jr., 2L

Granite Bay, Calif.
(Granite Bay)



**ALEX
KINNEY, P**

6-1, 205, Jr., 2L

Fort Collins, Colo.
(Rocky Mountain)



AT COLORADO: 2016 (Soph.)—He played in 11 games, including one start (at Stanford) ... Recorded one reception on the season, an 8-yard catch in the 47-6 win over Oregon State.

2015 (Fr.-RS)—He played in 13 games, including two starts (Massachusetts, Arizona State) ... Caught six passes for 71 yards (12.8 yards per), five of which earned first downs ... It appeared his first collegiate catch would go for a 28-yard touchdown against Colorado State, but it was negated due to a personal foul call; he did make his first reception later in the same game, which would be his season-long of 23 yards ... Four of his receptions came on first down plays (for a total of 54 yards).

2014 (Fr.)—Redshirted; he practiced at tight end on a limited basis but underwent surgery on Oct. 13 to repair a torn labrum (shoulder).

HIGH SCHOOL—As a senior, his first and only year playing tight end, he earned first-team All-State (Division I), All-NorCal and All-Sac-Joaquin Section team honors from MaxPreps, in addition to garnering *Sacramento Bee* All-Metro and National Football Foundation All-Sac Joaquin Section team mention (*Cal-Hi Sports* named him third-team All-State) ... An All-Sierra Foothill League performer, he was the league's Offensive Most Valuable Player ... Scout.com ranked him as the No. 43 tight end in the nation ... Hauled in 40 receptions for 791 yards and 13 touchdowns, averaging a stout 19.8 yards per catch ... On defense, he was a starter at times at outside linebacker both his junior and senior years: he was in on 20 tackles, with four quarterback sacks and a couple of hurried throws as a senior, which followed up his junior season when he racked up 30 tackles, with two interceptions and three passes broken up ... Top games as a senior included a two 100-yard reception efforts, when he had six grabs for 138 yards and two scores in a 30-28 loss to Del Oro, and 120 yards on two catches in a 46-28 win over Vacaville ... He caught at least one pass in all 12 games, and two or more in all but one; he scored twice in four games, including a career-high three TDs (8-76) in a 49-7 triumph over Nevada Union ... His two picks as a junior were most significant: both came in Granite Bay's Division I state championship win over Long Beach Poly; he returned his second one 29 yards for a touchdown that put his team up 14-7 in the third quarter en route to the 21-20 victory ... GBHS was 8-4 his senior year under coach Skip Albano and was 13-3 his junior for coach Ernie Cooper ... He played baseball (pitcher, third base) as a freshman on the junior varsity team.

ACADEMICS—He is majoring in Political Science at Colorado ... He owned a 3.3 grade point average entering his final semester of high school.

PERSONAL—He was born on June 28, 1996 in Walnut Creek, Calif. ... Hobbies include weightlifting, playing basketball and most recently golf ... An older brother, Brendan, was a three-year starting quarterback at Granite Bay and played collegiately at Cal ... He is active in his community, working with kids at a local elementary school.

Season	G	RECEIVING		Avg.	TD	Long	High Games	
		No.	Yds				Rec	Yds
2015	13	6	71	11.8	0	23	3	31
2016	11	1	8	8.0	0	8	1	8
Totals	24	7	79	11.3	0	23	3	31

AT COLORADO: This Season (Jr.)—Lindy's College Football selected him as a preseason third-team All-Pac-12 performer.

2016 (Soph.)—He played in all 13 games plus the Alamo Bowl and averaged 41.3 yards on 66 punts for the season ... Had eight punts over 50 yards (with a long of 59), along with 15 inside-the-20, eight inside-the-15 and five inside-the-10 ... Of his 66 punts, 41 (or 62.1 percent) were not returned, as 26 were fair caught, four went for touchbacks and others were either downed or went out of bounds ... Best kick of the year was his long, as the 59-yard punt at Stanford was downed at the SU 5-yard line in the fourth quarter with CU leading 7-3; it was also his career-long ... In that game, two of his five punts were downed inside the 20 and he also attempted one field goal, a 31-yard try that was wide right ... He also assisted on one tackle on the punt team ... Averaged 41.5 yards for 18 punts kicked inside-the-CU-25, and placed five of nine kicks in plus territory inside-the-20 ... Had one left-footed kick that went 33 yards against Idaho State ... The coaches named him the winner of the Bill McCartney Award as the most improved special teams player in spring practices ... *Athlon Sports* selected him as a preseason third-team All-Pac-12 performer, with Phil Steele's College Football tabbing him a fourth-team selection.

2015 (Fr.)—He played in all 13 games in becoming just the seventh freshman in school history to become CU's regular punter; his 40.1 average ranked third out of the seven, trailing only Matt DiLallo (43.7 in 2006) and Darragh O'Neill (42.6 in 2011) ... Had 66 punts on the season, with a net average of 38.1; 73 percent of his kicks went unreturned as 22 were fair caught and 14 were downed (he had just one touchback) ... His average spiked up to 41.4 when allowing for 12 punts he had in opponent territory (10 of which he pinned inside-the-20) ... His long punt was 58 yards (at Oregon State) and he had six overall of 50 yards or longer ... Tied the school record for the most punts inside-the-10 with 10 (which was a freshman record), and he set the frosh mark for the most inside-the-20 with 23 (topping the old mark of 21) ... In addition, he had 17 punts inside-the-15 and four inside-the-5 ... He started out a bit slow, owning just a 33.5 average after two games (11 punts), but his average rose steadily each game over the course of the remainder of the season ... He did have two punts blocked, but only one of his kicks was returned over 15 yards (a long of 25 by Stanford's Barry Sanders, Jr.).

HIGH SCHOOL—He earned All-Colorado and first-team All-State honors from the *Denver Post*, *Mile High Sports Magazine* and Six Zero Strength & Fitness as a senior, when he also garnered All-USA Colorado (*USA Today*/American Family Insurance) and first-team All-Front Range League recognition at both kicker and punter ... Made the prestigious Western 100 list compiled by the *Tacoma News-Tribune* (one of four specialists on the paper's 2014 squad), and some services had him ranked as the No.3 prep punter nationally .. Was a second-team All-State selection as a junior (kicker), when he was the league's first-team kicker and second-team punter ... As a senior, he averaged 41.6 yards for 47 punts, with a long of 66 and nine inside-the-20; he scored 58 points as he made all 34 of his extra point kicks and 8-of-12 field goals, including a 57-yard boot that tied the eighth-longest in state history ... In addition, 51 of his 54 kickoffs went for touchbacks ... His junior year he scored 60 points on the strength of 27-of-28 PAT kicks and 11-of-15 field goals (long of 51), with 32 of 50 kickoffs going for touchbacks; he averaged 35.8 yards on 40 punts, with a long of 63 ... Handled some of the kickoff chores as a sophomore (10 total, six touchbacks), but did not have any placements or punts ... Made 61-of-62 PAT kicks and 19-of-27 field goals in his prep career: the 3-pointers were not "gimmies" as the average length of his 19 makes covered 38.3 yards (36.9 as a senior, 39.4 as a junior); he made nine field goals of 40 yards or



longer, including two over 50 ... Top games his senior year including a season-opening 34-7 win over Brighton, when he scored 10 points, four PAT kicks and two field goals, including his 57-yarder, and in the playoffs against Fountain-Fort Carson (a 21-7 loss), when he had his season best punt of 55 yards from his end zone that got his team out of a field position hole ... As a junior, in a 16-7 win over Horizon, he made good on all three of his field goal tries from 49, 51 and 35 yards ... Under coach Mark Brook, RMHS was 9-2 his senior season (league runners-up), 5-5 his junior year and 1-9 his sophomore season.

ACADEMICS— He is majoring in Environmental Studies and Business (Management) at Colorado ... Earned honorable mention Pac-12 All-Academic Team honors as a sophomore and honorable mention Academic All-Colorado honors from the state's NFF chapter as both a sophomore and a true freshman ... As a senior at Rocky Mountain High School, he earned honorable mention status on the state's All-Academic team.

PERSONAL—He was born May 31, 1997 in Fort Collins, Colo. ... His hobbies include skiing and fishing, and he played club rugby outside of high school (he played the prop position; his team reached the state championship game as a sophomore) ... He is just the second player from Rocky Mountain High School to sign with the Buffaloes out of high school (joining Darrell Troutd, an offensive lineman in the 1975 class).

Season	G	PUNTING			In 20	50+	TB	had blk	Ret Yds	Net Yds	Net Avg.	
		No	Yds	Avg Long								
2015	13	66	2648	40.1	58	23	6	1	2	112	2516	38.1
2016	13	66	2723	41.3	59	15	8	4	1	308	2335	35.4
Totals	26	132	5371	40.7	59	38	14	5	3	420	4851	36.8

(Net Yards includes touchback yardage.)



**GERRAD
KOUGH, OG**

6-4, 300, Sr., 3L

Pomona, Calif.
(*Pomona*)



AT COLORADO: 2016 (Jr.)—He started the first 10 games of the season before sitting out the last three with an ankle injury ... Returned from injury to start in the Alamo Bowl ... Collected honorable mention All-Pac-12 honors by the league coaches (he earned midseason All-Pac-12 honors from ESPN.com) ... Played 669 snaps and graded out as the second-best lineman on the team with a 2.35 figure (with his best grade of 2.28 coming in the opener against Colorado State) ... He was credited with 10 touchdown blocks (direct), 10 perfect plays on passing touchdowns and eight knockdown blocks ... Was in for just 17 plays at Arizona before getting hurt; he also played another 39 snaps on the field goal/PAT unit on special teams ... *Athlon Sports* selected him as a fourth-team All-Pac-12 preseason team member.

2015 (Soph.)—He saw action in 10 games (all starts), missing the Oregon State, Stanford and Southern Cal games due to wrist and concussion issues ... Was in for 562 snaps from scrimmage, owning an overall grade of 82.2 percent and a plus-play percentage of 53.8; he had 17 knockdown and seven touchdown blocks along with seven perfect plays on TD passes ... His top overall game grade came at UCLA with an 87.2 percent mark, and his high plus-play game came against Nicholls State (61.8) ... Was called for five penalties, allowed six-and-half quarterback sacks and 14 pressures ... Played another 45 snaps on the field goal/PAT unit on special teams ... In the spring, the coaches selected him as the recipient of the Joe Romig Award, presented to the most improved offensive lineman.

2014 (Fr.-RS)—He saw action in 10 games, including three on offense with two starts (the latter against UCLA and Arizona ... In 215 snaps from scrimmage, he recorded 102 plus plays for a 51.4 plus-play percentage; he had another 57 graded at even to give him an overall grade of 74.0 percent

... Had eight knockdown and two touchdown blocks, while not allowing a quarterback sack and only gave up two pressures ... Played every snap against UCLA (91) and Arizona (75), and was in for just more than half (49) at Southern California ... In addition, he was in for 51 plays on special teams on the field goal/PAT unit.

2013 (Fr.)—Redshirted; he practiced all fall as an offensive lineman ... Missed all of spring ball after undergoing surgery (March 8) to repair a broken bone in his foot he injured in conditioning drills ... He signed in the 2012 class but grayshirted, enrolling at CU in January ... Spent the fall working out, and gained 25 pounds to bulk up to 295 from the 270 he weighed on signing day.

HIGH SCHOOL—As a senior, he was ranked the No. 113 offensive tackle in the nation by ESPN.com and as the No. 99 player overall in California ... Earned first-team All-CIF Southern Section Mid-Valley Division honors as an offensive lineman, and also made the Inland Empire All-Star team ... In both his junior and senior seasons, he earned recognition as a first-team All-Valle Vista League performer as a starter both years at tackle ... As a senior, he compiled over 50 pancake blocks as he paved the way for an offense that averaged 217 rushing yards per game ... He also played defensive tackle, totaling 38 tackles and recovering two fumbles ... Despite losing 24-7, one of his most memorable games as a senior came against Monrovia in the playoffs when he had four tackles ... Another top performance from his senior season came in a 45-14 win versus Northview when he had eight tackles and two sacks on defense, and Pomona rushed for 240 yards offensively ... Under coach Anthony Rice, Pomona went 11-10 combined in his junior and senior seasons; he had followed Rice to Pomona from Colony High School (Ontario, Calif.), which had gone 10-2 his sophomore year and won the Mount Baldy League title ... As a sophomore, he was named second-team All-League as an offensive lineman and also played varsity as a freshman. He also lettered in track (shot put).

ACADEMICS—He graduated in May 2017 with bachelor degrees in Communications and Ethnic Studies ... He was presented with the 2016 Clancy A. Herbst Award at CU's annual Academic Recognition Breakfast for overcoming personal, academic and emotional challenges to succeed both academically and athletically.

PERSONAL—He was born March 26, 1994, in La Habra, Calif. ... Hobbies include fishing and playing most sports ... An older brother, Robert, played defensive end at Army from 2010-14 ... While at Colony, he teamed with former CU defensive back Jered Bell as CU's roots are deep at Pomona: they join Buffalo alumni Jo Jo Collins (1984-88), J.J. Flannigan (1986-89) and Lamarr Gray (1986-90) on that list. (*Name is pronounced jair-ed koh.*)



**AFOLABI
LAGUDA, DB**

6-1, 205, Sr., 2L

Snellville, Ga.
(*Brookwood/Butler
Community College*)



AT COLORADO: This Season (Sr.)—He was voted team captain for the first time in his CU career and will serve with five other teammates ... His 1,029 snaps from scrimmage in his first two seasons at CU are the most of any returning defensive back ... *Athlon Sports* selected him as a preseason third-team All-Pac-12 performer.

2016 (Jr.)—He started all 13 games at free safety plus the Alamo Bowl, finishing second on the team with 80 tackles in playing 792 snaps from scrimmage ... Was credited with two tackles for losses, and an additional three for no gain, three third down stops, six pass breakups and he forced and recovered one fumble ... Helped the CU secondary rank No. 3 in the country in pass efficiency defense at 98.12 while opposing quarterbacks



completed just 48.3 percent of their passes on the Buffaloes and threw for only 182.5 yards per game, ranking as the 13th-best passing defense in the FBS ... In his first career start, he recorded five tackles (four solo) against Colorado State, and also had five stops in week three at No. 4 Michigan ... The next week in a win at Oregon he recorded eight tackles and one pass breakup ... He had his first double-digit tackle game of the season at USC when he had 11 tackles in addition to forcing one fumble and returning another fumble nine yards – the forced fumble and recovery being the first of his career ... Recorded the first interception of his career in CU's 40-16 win over Arizona State, which extended CU's streak of consecutive games forcing a turnover to 20 straight at the time ... Played all 59 plays in the win over UCLA where he had seven tackles and one pass breakup ... At Arizona he set a career/season-high with 12 tackles in a 49-24 win over the Wildcats ... A third double-digit tackle game on the year came in the Pac-12 Championship game against No. 4 Washington, as he had 10 tackles (one for a loss) with a pass breakup ... He was the recipient of the Hale Irwin Award, as selected by the coaches for being the most improved defensive back during spring practices.

2015 (Soph.)—He played in all 13 games (no starts), 12 on defense and in all on special teams ... Was in for 237 snaps on defense and recorded 22 tackles (17 solo), with a tackle for zero gain, two third down stops, a caused interception and a pass deflection ... Had a season-high five tackles (three solo) against Southern California, and had three tackles (all solo) against both Nicholls State and Stanford ... The coaches selected him as the recipient of the Special Teams Belt Award, presented to the player for outstanding coverage unit achievement; he was fourth on the team in special team points with 21, on the strength of eight tackles (six solo, three inside-the-20), eight knockdown blocks, a downed punt and a caused penalty ... He had six tackles (five solo) and two passes broken up in the four main spring scrimmages ... A junior college transfer, he enrolled at CU for the spring semester with three years to play three in eligibility.

AT BUTLER COMMUNITY COLLEGE (2014, Fr.)—He earned honorable mention KJCCC (Kansas Jayhawk Community College Conference) honors as a freshman, as he was in on 46 tackles, 24 solo with three for losses, along with two passes broken up and a forced fumble ... One of those pass deflections saved a touchdown at the goal line against Coffeeville ... He had at least four tackles in six games under coach Troy Morrell; BCC was 8-3 his one season there.

HIGH SCHOOL—He was a two-year starter at defensive back and wide receiver at Brookwood, though he suffered a broken fibula in his fifth game of his senior year that prevented him from earning any honors ... He was in on 25 tackles, with an interception and three pass deflections before suffering the season-ending injury against Berkmar ... As a junior, he recorded 30 tackles and broke up two passes ... Played some reserve wide receiver both seasons ... One of his top plays as a prep came when he recovered as onside kick to preserve a 21-19 homecoming win over Archer his junior season ... Under coach Mark Crews, Brookwood was 7-5 his senior year, 8-4 his junior season and 15-1 his sophomore year (state champions).

ACADEMICS—He is majoring in Economics at Colorado ... He earned his A.A. degree from Butler Community College in December 2014.

PERSONAL—He was born July 28, 1995 in Atlanta, Ga. ... Among his hobbies include photography and music ... An older brother (Charles Olatunji) played wide receiver at Auburn, and his younger brother (Lateef Laguda) was a receiver at Georgia State ... He is fully ordained as a youth minister ... He originally signed with Tennessee State out of high school. *(First name is pronounced aff-oh-lobby, last name la-goo-duh.)*

TACKLES													
Season	G	Plays	UT	AT—TOT	TFL	Sacks	TZ	3DS	Hurr	FR	FF	PBU	Int
2015	13	237	17	5—22	0-0	0-0	1	2	0	0	0	1	0
2016	13	792	49	31—80	2-6	0-0	3	3	1	1	1	6	1
Totals	25	1029	66	36—102	2-6	0-0	4	5	1	1	1	7	1

ADDITIONAL STATISTICS—Interception Return Yards: 1-0, 0.0 avg. (2016). Special Team Tackles: 6,2—8 (2015); 1,1—2 (2016).

Fumble Returns: 1-9, 9.0 avg. (2016).



**NATE
LANDMAN, LB**

6-3, 210, Fr., HS

Danville, Calif.
(Monte Vista)



HIGH SCHOOL—Scout.com rated him as the No. 5 outside linebacker prospect in California and No. 7 in the west ... Played for Mustang head coach Craig Bergman where he earned East Bay Athletic League MVP honors as a two-way starter at linebacker and receiver ... The *San Jose Mercury News* and *East Bay Times* selected him as its East Bay Defensive Player of the Year, as did MaxPreps on its All-NorCal High School Football Teams ... *Sports Stars Magazine* selected him as the NorCal Defensive Player of the Year ... He was selected by the *San Francisco Chronicle* to its All-Metro first-team defense ... Helped the Mustangs to a 12-1 record, capture its first EBAL title since 2005 and win the CIF-North Coast Section Division I championship game ... In that title game he helped Monte Vista beat Antioch, a team that featured the nation's No. 1 overall prospect in running back Najee Harris (Alabama signee), 42-18 by catching three passes for 31 yards while recording three tackles for a loss and one forced fumble on defense ... In his three playoff games, he posted a combined 8.0 tackles for losses and 1.5 sacks while on offense he had 12 catches for 144 yards and four touchdowns ... Overall for his senior season he caught 38 passes for 577 yards and seven touchdowns in addition to throwing for a pair of scores ... Was a terror on defense and recorded 32 tackles for a loss, including having multiple stops behind the line of scrimmage in 10-of-13 games ... He caught three touchdown passes in a first-round win over Irvington in the North Coast Section Division I playoffs to give Monte Vista its first playoff victory since 2012 ... One of his touchdown passes was in a playoff victory over Heritage that put Monte Vista into the championship game ... As a junior he received honorable mention All-Metro accolades as a linebacker from the *San Francisco Chronicle* and was a first-team All-EBAL selection when he led the Mustangs to a 7-4 record ... That year he had nine tackles for a loss, six sacks, five pass breakups and he forced four fumbles ... As a sophomore he was an honorable mention selection to the All-EBAL team.

ACADEMICS—He is interested in studying business at the University of Colorado.

PERSONAL—He was born Nov. 19, 1998, in Zimbabwe, Africa where his father, Shaun, played international rugby ... His brother, Brendan, played tight end as a true freshman at Arizona State in 2014 before transferring while his sister, Ocean Trail, swam for Oregon State's team from 2009-13.



TERRANCE LANG, DE

6-7, 265, Fr., HS

Pomona, Calif.
(Maranatha)

54

HIGH SCHOOL—Scout.com rated him as the No. 3 athlete in California and No. 6 in the west ... Rivals.com ranked him as a top 35 player at his position in the country ... He recorded 40 tackles, 15 sacks and a forced fumble in eight games his senior year for coach Steve Bogan when he drew first-team all-league honors ... Against Crean Lutheran he posted 10 tackles and two tackles for a loss, one of three games during his senior year he had multiple tackles for a loss ... Another came against Village Christian when he had seven tackles, including a pair of sacks ... Junior year he recorded 21 tackles and two sacks, but also caught a touchdown pass on offense in a 38-20 win over Whittier Christian ... He started playing football when he was nine, but was also a basketball star ... His junior season in he averaged 15.0 points and 7.5 rebounds per game for the Minutemen when he garnered second-team All-Area honors as a forward from the Pasadena Star-News ... As a senior he averaged 8.3 points and 4.8 rebounds.

ACADEMICS—He is interested in studying communications and sports broadcasting at Colorado.

PERSONAL—He was born Jan. 23, 1999, in Pomona, Calif. ... Hobbies include playing football and basketball ... He has dreams of playing in the NFL one day, something he has thought about since he began playing football at the age of nine ... He is a foodie, and his favorite meal is his mother Tracey's enchiladas ... He said he choose Colorado because he liked the family environment.



83 ERIK LAWSON, WR

6-4, 190, Soph., TR

Boulder, Colo.
(Monarch/CSU-Pueblo)

83

AT COLORADO: This Season (Soph.)—He walked on to the team and participated in spring drills with the Buffs, practicing at wide receiver.

AT CSU-Pueblo—He practiced as a cornerback in 2015, but did not see game action.

HIGH SCHOOL—He earned first-team all-conference and first-team all-region honors in 2014 playing under head coach Phil Bravo ... He also lettered three years in basketball.

ACADEMICS—He is majoring in Business (Finance) at Colorado.

PERSONAL—He was born Nov. 18, 1996 ... His mother, Karen, played field hockey at the University of Vermont.



DONOVAN LEE, TB

5-9, 180, Sr., 3L

West Hills, Calif.
(Chaminade College Prep)

29

AT COLORADO: This Season (Sr.)—He suffered a fractured fibula in spring practice on March 15 ... Healed in time to be cleared to rejoin the team for summer workouts.

2016 (Jr.)—He played in 10 games with one start (UCLA) in addition to appearing in the Alamo Bowl ... After playing both running back and receiver his first two years in the program, he was used solely as a tailback ... Rushed 28 times for 97 yards on the season with a long rush of 21 yards ... Caught seven passes for 38 yards ... In the season opener he rushed 10 times for 41 yards and followed that up in week two against Idaho State with 40 yards on the ground ... He had 15 yards rushing on seven carries and caught one 13-yard pass in a week five win over Oregon State ... He was Colorado's nomination for the Paul Hornung Award (one of 43 on official watch list), which is presented to the nation's most versatile player.

2015 (Soph.)—He saw action in 11 games, including three starts (UCLA, Stanford, Washington State); he missed the first two games of the season ... Lined up at both tailback and receiver, he finished third on the team in rushing with 49 attempts for 286 yards for a team-best 5.83 yards per carry ... Top game came against Nicholls State, when he had 103 yards on 10 carries and a touchdown (a 59-yard scamper) ... His other scores came against UCLA, when he gained 62 yards on 13 tries, and versus Stanford (17 yards) ... Also caught 26 passes for 128 yards (no TDs) and earned 21 first downs, 14 rushing and seven receiving, one of just two players with at least seven of each ... Led the team in kickoff returns with 22 for 540 yards, an average of 24.5 per ... He was fifth in the Pac-12 and 32nd in the nation; the 540 yards were the 14th-most in a single season by a Buff ... He caught six passes for 84 yards and a touchdown, with two rushes for 13 yards and a score in the four main spring scrimmages.

2014 (Fr.)—He played in the final 10 games of the season after debuting against Arizona State the third week of the year; he also had one start (at Arizona) ... Caught 13 passes for 78 yards and a touchdown, with eight rushes for 39 yards and one kickoff return for 46 yards (the latter against Utah) ... In his first game against ASU, he ran a reverse which gained 45 yards, which occurred just the second time he touched the ball in college ... Caught a season-high three passes twice, for 18 yards at California and at Arizona (for 17 yards) ... Earned four first downs on the year and earned six special teams points (on the strength of two tackles, a fumble recovery, a knockdown block, a force fair catch and a caused penalty).

HIGH SCHOOL—As a senior, he earned first-team All-State (Division II) honors from both Cal-Hi Sports and MaxPreps, in addition to being named All-CIF Southern Section Western Division and garnering All-Area team accolades from both the *Los Angeles Times* and *Los Angeles Daily News* ... He was the Mission League's Most Valuable Player on defense, and Chaminade's MVP overall, culminating a career where he was a three-year starter on both offense (running back and wide receiver) and defense (cornerback) ... He was also team MVP his junior season, when he garnered honorable mention All-CIF, All-State and first-team All-Mission League honors; he made the All-State Underclassmen Team as a sophomore ... As a senior, he rushed for 1,979 yards on 247 attempts with 37 touchdowns, averaging 8.0 per carry, while hauling in 29 catches for 610 yards and four more scores ... Had three games with over 200 yards rushing and nine with 100 or more ... On defense, he was in on 63 tackles (40 solo, three for losses with a quarterback sack), with five interceptions, returning three of those for TDs, 10 pass deflections, a forced fumble, a recovery and a blocked kick ... As a junior, he had 76 carries for 652 yards and 12 touchdowns, with 22 receptions for 299 yards and two TDs ... Had 52 tackles (42 solo), with six interceptions (123 return yards), 11 passes broken up, two forced fumbles and two recoveries (for 74 yards in returns) ... His sophomore year, he rushed 20 times for 136 yards and three scores,




with one reception for 14 yards; he racked up 60 tackles (50) solo with six interceptions and 10 deflections ... For his career, he rushed for 2,770 yards, with 923 receiving yards, 17 interceptions, 31 pass deflections and 65 touchdowns, the latter including seven return scores ... He saw spot action on the varsity as a freshman (four rushes, three yards) ... Top games as a senior: in a 56-35 win over St. Francis, he rushed 24 times for 274 yards and seven touchdowns (with 74 more yards on three receptions); he had 222 yards and five TDs in a 46-43 win over Notre Dame and 133 yards and four scores in the big win over Serra; and in the state championship game, a 41-9 throttling of Enterprise, he had three interceptions, one for a TD, with a rushing TD on offense ... In a 64-11 romp over Pacifica his junior year, he had two kick return touchdowns, two interceptions, 56 yards rushing and a score and a 41-yard reception ... Under coach Ed Croson, Chaminade was 14-2 his senior year, claiming the CIF Division II state, Division II regional, Western Division and Mission League titles and finishing with a No. 2 ranking in the state; the team was 12-2 his junior season and 11-3 his sophomore year ... He also lettered four times in track (sprints and relays), with career bests of 10.8 in the 100 and 51.0 in the 400-meter dash, though he posted a 50.0 on the third leg in a 4x400.

ACADEMICS—He is majoring in both Sociology and Ethnic Studies at Colorado.

PERSONAL—He was born Jan. 31, 1995 in Beaumont, Texas ... A younger brother (Dymond) is a redshirt freshman quarterback at UCLA.

Season	RUSHING				High Games				RECEIVING				High Games			
	G	Att	Yds	Avg.	TD	Long	Att	Yds	No	Yds	Avg.	TD	Long	Rec	Yds	
2014	10	8	39	4.9	0	45	2	38	13	78	6.0	1	11	3	18	
2015	11	49	286	5.8	3	59t	13	103	26	128	4.9	0	17	5	39	
2016	10	28	97	3.5	0	21	10	41	7	38	5.4	0	13	2	12	
Totals	31	85	422	5.0	3	59t	13	103	46	244	5.3	1	17	5	39	

ADDITIONAL STATISTICS—Kickoff Returns: 1-46, 46.0 avg., 0 TD, 46 long (2014); 22-540, 24.5 avg., 0 TD, 37 long (2015).
Special Team Tackles: 1,1—2 (2014).



DREW LEWIS, ILB

6-2, 220, Jr., 1L

Sammamish, Wash.
(Eastlake/Washington/
Coffeyville)



AT COLORADO: This Season (Jr.)—He was named the Greg Biekert Award winner for most improved linebacker after spring practices ... In the team strength and conditioning testing at the end of the spring semester, he power cleaned 345 pounds (tied for second best on the team) and had a team-best 130.0-inch broad jump ... His broad jump was longer than any linebacker who participated in the 2017 NFL Scouting Combine; Jabrill Peppers (Michigan) and T.J. Watt (Wisconsin) tied for the longest by a LB at 128.0.

2016 (Soph.)—He played in all 13 games plus the Alamo Bowl, including four on defense and all on special teams ... Was in for 46 snaps on defense, recording eight tackles (seven solo with a quarterback sack); he had a season/career-high seven tackles (four unassisted) against Idaho State, and he had three solo stops and his sack versus Oregon State ... Key contributor on special teams, finishing sixth in points with 18 on the strength of eight tackles (six solo), two inside-the-20, four first downfield credits that altered returns, two forced fair catches and a caused penalty ... Enrolled at CU in July with three years to play two in eligibility.

JUNIOR COLLEGE—In one year at Coffeyville, he was in on 63 tackles (25 solo) as a freshman, numbers that included five tackles for losses and three quarterback sacks; he also added two forced fumbles despite

missing the better part of five games with a broken thumb ... He saw the bulk of his action in the last five games of the season, when he recorded three double-figure tackle games ... Those were topped by a monster game in a 34-28 loss to Dodge City when he 22 tackles (nine solo), with all three of his sacks and a TFL; he had 13 tackles in an 88-8 win over Bethel and had 12 in 42-39 setback to Butler ... Under coach Aaron Flores, Coffeyville was 8-3 his only year there, including a 4-3 record in KJCCC play which tied the Red Ravens for third place.

AT WASHINGTON (2014, Fr.)—Redshirted; did not see any action ... He signed with the home state Huskies in UW's 2014 recruiting class.

HIGH SCHOOL—He earned first-team All-KingCo 4A Crest Division honors as both a junior and senior, when he was named a *Seattle Times* "red chip" recruit and a *Tacoma News-Tribune* Best of the Rest Northwest Nugget ... MaxPreps cited him as a preseason All-State selection at running back, and he was the No. 7 overall recruit in the state as ranked by both Rivals and Scout.com ... As a senior, he rushed for 1,200 yards and 16 touchdowns, while recording 45 tackles on defense, where he split time between safety and linebacker ... He also had 10 quarterback sacks, five passes broken up and two interceptions ... He finished his junior season with 809 rushing yards and nine TDs on 128 carries, as well as posting 37 tackles on defense ... Under coach Don Bartel, Eastlake was 9-3 his senior year, reaching the 4A state quarterfinals; EHS was 4-6 his junior season under coach Gene Dales ... He also lettered three years in track (sprints and relays), with career-bests of 10.93 in the 100 and 22.1 in the 200.

ACADEMICS—He is majoring in Communications at Colorado ... He graduated with his A.A. degree from Coffeyville in May 2016.

PERSONAL—He was born Sept. 7, 1995 in Atlanta, Ga. ... He is the "older" twin, as he is six minutes older than his brother Troy, who was on CU's roster in 2016 ... Hobbies include working out, playing video games and spending time with friends ... His father, Will, played cornerback at Millersville University and professionally with Seattle (NFL), Houston (USFL) and in the Canadian Football League; he spent 12 years with the Seahawks in their front office and is now the director of scouting for the Kansas City Chiefs ... An older brother, Ryan, who from 2012-16 played cornerback at the University of Pittsburgh, where an uncle, Tim Lewis, was also a star defensive back (1979-82) ... He also has three cousins who played football at Pitt: safety Louis Riddick (1987-90), who played six years in the NFL and is now an analyst for ESPN; cornerback Ian Riddick (2000-01); and linebacker Tristan Roberts (2007-11).

TACKLES

Season	G	Plays	UT	AT—TOT	TFL	Sacks	TZ	3DS	Hurr	FR	FF	PBU	Int
2016	4	46	7	1—8	1-6	1-6	0	2	0	0	0	1	0

Special Team Tackles: 6,2—8 (2016).



ISAIAH LEWIS, DB

6-0, 195, Fr., HS

Granite Bay, Calif.
(Granite Bay)



AT COLORADO: This Season (Fr.)—He enrolled at CU for the spring semester and participated in spring drills with the Buffs.

HIGH SCHOOL—He was a multi-dimensional player under coach Jeff Evans, playing running back, wide receiver, cornerback and safety in his high school career ... He played in only four games his senior season, missing the latter part of the year due to a shoulder injury ... Despite that fact, he still garnered All-State honorable mention accolades his senior year ... As a senior, he rushed the ball 31 times for 134 yards with 122 of



that yardage coming on 22 carries in a 27-14 win over Oak Grove ... His junior season he earned most of his 321 rush yards from his flyback position, where he added 21 receptions for 338 yards, a 16.1 yards per reception average ... He was picked to the *Sacramento Bee's* 2015 All-Metro Football honorable mention team as a defensive back ... In a 2015 Sac-Joaquin Section Division II playoff game against Grant High School, he helped the Grizzlies come back from a 21-3 deficit entering the fourth quarter to win 24-21 ... In that comeback he had the go-ahead 40-yard touchdown reception with 2:41 left to play and then sealed the win with an interception on his own 30 with 1:57 left on the clock ... He also played on the basketball team early in his prep career where he received the Defensive Player of the Year award as a freshman and was the team MVP his junior varsity year.

ACADEMICS—He is enrolled in Colorado's College of Arts and Sciences, but is undecided on a major ... A Scholar-Athlete in high school who held a 3.5 GPA, Lewis graduated early to enroll at CU. He is interested in studying sociology or communications at Colorado.

PERSONAL—He was born on Dec. 17, 1998 in Sacramento, Calif. ... He says he loves maple donuts, going on hikes, but "loves his family more."



**PHILLIP
LINDSAY, TB**

5-8, 190, Sr., 3L

Aurora, Colo.
(Denver South)



AT COLORADO: Career—He is third career all-purpose yards with 4,029 (2,233 rushing, 719 receiving, 1,077 kickoff returns), 13th in rushing yards (2,233), and tied for 22nd in scoring (144 points) ... Became the 14th player to join CU's 500/500 Club (rushing and receiving yards) ... He has 449 career rushing attempts, but just 59 yards lost on those carries ... Also ranks 24th with 87 career receptions and is tied for 42nd in receiving yards with 719 ... Among all active and returning FBS players this coming fall, he ranks ninth in career all-purpose yardage ... He has 17 career starts and appeared in 38 career games, tying for the team lead in that category ... He has six 100-yard rushing games to his name and has appeared in 39 games with 18 starts.

This Season (Sr.)—He was named one of the captains for the season joining Pat Carney (1891-92-93) and former teammate Sefo Liufau (2014-15-16) as the only Buffs to serve three years as captain ... In the spring, he was awarded the Eddie Crowder Award for outstanding leadership along with ILB Rick Gamboa ... Is CU's nomination for the Doak Walker Award that honors the nation's top running back and the Maxwell Award that honors the College Player of the Year ... The Touchdown Club of Columbus honored Lindsay in February as one of its "Players to Watch" for the 2017 season (one of eight honored) ... *Lindy's College Football* ranked him as the 19th best running back on its national top 100 player ratings and selected him as a preseason second-team All-Pac-12 performer ... *Athlon Sports* tabbed him as a preseason first-team All-Pac-12 performer (at all-purpose) ... *College Football News* rated him as the 10th best running back in the nation.

2016 (Jr.)—He earned second-team All-Pac-12 honors from the league coaches (he was a first-team selection of *collegefootballnews.com*, *Phil Steele's College Football* and the Colorado Chapter/NFF College Football Hall of Fame on its All-Colorado Team) ... In playing in all 13 games (11 starts) plus the Alamo Bowl, he led the Pac-12 with 16 rushing touchdowns, which are the most by a Buffalo tailback since Chris Brown had 18 in 2002 (the seventh-most in CU single-season history) and became seventh player in CU history to score over 100 points in a season (had 102) ... Became the first non-kicker to lead CU in scoring since Derek McCoy in 2003 ... Rushed for 1,189 yards, ranking third in the conference, and also caught 47 passes (a school record for a running back) that went

for 390 yards and one touchdown ... His 1,579 total yards from scrimmage ranked as the 18th most in the FBS and second-most in the Pac-12, trailing only Stanford's Christian McCaffrey (1,913) ... He had four 100-yard rushing games on the year and one 100-yard receiving game at USC – the first by a CU running back since 2001 ... He ran for a career-high 219 yards (on 26 carries) against Arizona State, which was CU's first 200-plus game since 2002 (Chris Brown, 211 at Missouri) ... Scored multiple touchdowns in five games, including a high of three two times (versus Arizona State and at Arizona) ... He was named the Pac-12 Offensive Player of the Week, the CollegeSportsMadness.com Pac-12 Player of the Week, the NFF/Colorado Chapter State of Colorado Player of the Week, CU Athlete of the Week, the College Football Performance Awards National Player of the Week and earned an ESPN Helmet Sticker following his performance in the win over Arizona State ... One of his three touchdown runs vs. the Sun Devils was a 75-yard score on the first play from scrimmage in the second half, which was the longest play of his career, the longest play of the season by any Buffalo and the 25th rushing play of 75 yards or longer in Colorado annals ... He earned 10 first-downs in the win versus ASU, and was also named the CU Athlete of the Week for that performance ... He opened the season with 144 all-purpose yards against Colorado State - his highest single-game total since his freshman season (ended up being fourth-highest total of the season) ... He ran for 95 yards on 20 carries with two touchdowns while also catching three passes for 23 yards and returning one kickoff 26 yards against CSU ... Scored on the ground for the third time in the first four weeks of the season when he rushed 15 times for 72 yards and the TD at Oregon ... In a 47-6 win over Oregon State, he moved into the top 20 at CU in career all-purpose yardage gained after racking up 118 yards (90 rushing, 28 receiving) with one touchdown against the Beavers ... On Oct. 8 at USC he became the first Buff running back to have 100 yards receiving in a game since TB Cortlen Johnson did so at Iowa State in 2001 (both had identical games: 6-105) with a 67-yard TD reception against the Trojans ... Against UCLA he accounted for 149 of CU's 304 yards of offense, as he rushed for 73 yards and one TD and caught 11 passes for another 76 yards ... His 11 receptions were the most ever by a CU running back in school history and his rushing touchdown gave him 10 on the season, making him the first Buffalo tailback to score 10 or more rushing touchdowns in a season since Rodney Stewart had 10 TDs in 2010 ... In the 2016 Valero Alamo Bowl he put up 168 all-purpose yards on 68 rushing (14 carries) and 103 receiving (six catches) ... Became the first running back in Colorado history to have two 100-yard receiving games; his 100-yard receiving game against Oklahoma State was the sixth by a running back at CU ... Became the second CU back to lead the team in receiving yards during a bowl game (the second to lead in both rushing and receiving yards, joining Eric Bieniemy in the '88 Freedom Bowl), with his 103 yards receiving the third most by a Buff in a bowl (trailing Rae Carruth 7-162, '96 Holiday Bowl and Joe Klopfenstein 5-134, '04 Houston Bowl) ... Was named the CU Athlete of the Week for his bowl performance ... He was elected as one of five team captains for the 2016 season by a vote of his teammates and was CU's nomination for the Doak Walker award that honors the nation's top running back (one of 77 on official watch list) ... After the season he was the recipient of three CU team awards; the John Mack Award (outstanding offensive player), the Derek Singleton Award (spirit/dedication/enthusiasm) and the Best Interview Award (selected by team beat media).

2015 (Soph.)—He played in all 13 games, including six starts, as he led the team in rushing with 653 yards, averaging 4.7 per his 140 attempts; he scored six touchdowns and had 17 runs of 10-plus yards (long of 37) and 48 of five or more ... He lost just 27 yards rushing, the ninth-fewest in the nation for a player with at least 100 attempts ... Caught 26 passes, tied for the third-most on the team, for 211 yards and a TD (his seven TDs and 42 points led the non-kickers on the team) ... His top game came against Nicholls State, when he rushed for 113 yards and two scores; he had 91 against Arizona and 78 in the rain at Washington State ... Also returned seven kickoffs for 154 yards (22.0 per), with a long of 41; thus, it all added up to 1,018 all-purpose yards, which trailed only Nelson Spruce's 1,114 total ... Overall, he earned 39 first downs, 30 rushing and nine receiving; he picked up the first down 11 times on 18 third and/or fourth down tries (9-of-11 when it was 3rd/4th-and-1) ... The coaches selected him as the recipient of the Derek Singleton Award for his spirit, dedication and enthusiasm, and he also earned the Hammer Award for the hardest legal hit of the year ... He was one of 12 players on CU's leadership council, which essentially served as team captains ... For the spring, the coaching staff selected him as the recipient of the Dick Anderson Award, presented to the player with outstanding toughness following spring practice ... *Phil Steele's College Football* selected him as a second-team preseason All-Pac-



12 performer at kick returner, with *Athlon Sports* selecting him to its fourth team.

2014 (Fr.-RS)—He saw action in all 12 games on offense and special teams (no starts); in amassing 1,358 all-purpose yards, he shattered the previous freshman mark by over 400 yards (947 by Lamont Warren in 1991); it was also the 14th-most overall by any player in any season ... Averaged 10.5 yards for every touch on the year (a team-high 129) ... He had the third-most kickoff return yards in a single-season in school history with 849, averaging 23.6 yards per return (long of 51); that ranked him eighth in the Pac-12 and 50th in the nation ... Finished fourth on the team in rushing with 391 yards on 79 carries, a healthy 4.95 yards per carry, and he also caught 14 passes for 118 yards (9.8 per) ... In all, he earned 17 first downs (14 rushing, three receiving), with his 12 rushes of 10 yards or longer second best on the team ... Top game running ball came at Arizona (17 carries, 114 yards with his season longest run of 36), with other top efforts all on the road as well, against USC (10-55), Oregon (11-49) and Massachusetts (7-41) ... He had 207 all-purpose yards against Oregon, setting a CU single-game record for a redshirt freshman (142 via kickoff return, 49 rushing and 26 receiving on 22 total touches) ... Received plenty of reps in the spring, with 22 rushes for 77 yards in the four main spring scrimmages (with five receptions for 44 yards and a touchdown) ... The coaches selected him as the recipient of the Fred Casotti Award for the spring, presented to the most improved running back.

2013 (Fr.)—Redshirted; he practiced the entire fall at running back but filled in where needed on the scout team and earned the Offensive Scout Player of the Year honor as selected by the coaches.

HIGH SCHOOL—The No. 5 overall and top running back prospect in the state by the *Denver Post*, he earned *PrepStar* All-Central Region honors at running back as a senior, despite suffering a knee injury in the season opener ... He sat out one game and came back to play in South's third game (against rival East), but came out after one quarter as was injured again ... It was then determined he had a torn ACL instead of a sprain, and underwent surgery on September 19 ... In those two games, he still rushed for 299 yards on 31 carries, scoring two touchdowns, with one reception for 18 yards and a punt return for 35; he thus had 33 touches for 352 yards, or 10.6 per ... On defense, he had 12 tackles (five solo) ... *SuperPrep* named him to its preseason All-Midlands team, the No. 49 player overall in the region and the third-ranked running back ... As a junior, he earned first-team All-State honors from the *Denver Post*; his freshman through junior seasons, he earned first-team All-Conference honors on offense (4A West Metro as a frosh, 5A Denver League as a sophomore and junior); he was first-team on defense as a junior and second-team as freshman and sophomore ... Finished his prep career as South's all-time leader in rushing yards (545 attempts for 4,587 yards, averaging 8.4 per carry) and all-purpose yards (5,747, a shade under 9.5 yards for his 606 touches) ... Had 57 career touchdowns (44 rushing, nine receiving, three interception and one kickoff return), with 23 100-yard rushing games (five 200-plus) and 15 games where he scored multiple touchdowns ... As a linebacker on defense, had 285 tackles, 10 quarterback sacks and three interceptions ... As a junior, he had 192 rushes for 1,762 yards (9.2 per) and 13 touchdowns, with 10 receptions for 177 yards and three scores; he racked up 94 tackles on defense (65 solo), with five or losses (three sacks), an interception, a pass broken up and a forced fumble ... Returned eight kickoffs for 130 yards and four punts for 54 ... His sophomore season, he carried 164 times for 1,261 yards and 16 TDs, with 13 catches for 219 yards and four scores; he had 101 tackles (75 solo, three sacks) and an interception with five kickoff returns for 146 yards and four punt returns for 125 yards ... Making the varsity as a freshman, he rushed for 1,265 yards and 13 touchdowns on 158 carries, caught 10 passes for 169 yards and two touchdowns, recorded 78 tackles (36 solo, four sacks), an interception, a caused fumble and a recovery ... In his two games as a senior, he had 22 rushes for 160 yards and a TD in a 42-34 win over Mesa Ridge (when he had his reception and punt return), and in a 53-34 win over Denver East, he had nine carries for 139 yards and a score (including a 66-yard run) in just the first quarter before exiting with the knee injury ... Top games as a junior: in a 64-13 win over Lincoln, he had 17 rushes for 300 yards and four touchdowns, returning an interception 39 yards for another TD; he had three other games over 200 yards, against Niwot (19-231, 1 TD in a 49-12 win), George Washington (15-225, 2 TD and a season-high 13 tackles in a 50-28 win) and Poudre (15-206, 1 TD and 12 tackles in a 23-20 loss) ... Top games as a sophomore: in a 41-34 win over Lakewood, when he had 18 rushes for 138 yards and a score, caught two passes for 38 yards, both for touchdowns, and returned a kickoff 82 yards for a fourth TD; and in a 48-0 win over Lincoln, he carried 17 times for 250 yards and two TDs ... As a freshman,

he burst on the scene with seven 100-yard games, including 175 and a touchdown on 15 carries in his first varsity game (a 47-33 loss to Golden, in which he also caught a 9-yard TD pass); he also had his career-high in tackles, posting 18 (nine solo with a sack) in a 26-12 win over Kennedy ... Under Coach Tony Lindsay (his uncle), Denver South was 12-2 his senior season, the 4A Plains League champions and the state runner-up (falling 17-14 to Monarch in the 4A title game), 6-4 his junior year, 7-3 his sophomore campaign and 6-4 his freshman year ... He lettered in basketball (guard) as a freshman, and lettered four times in track (sprints and relays); he had personal bests of 10.9 in the 100-meter dash, 22.2 in the 200 and 49.0 in the 400.

ACADEMICS—He is majoring in both Communications and Sociology at Colorado ... He owned a 3.49 grade point average in high school, just .01 shy of making the Honor Roll ... In the spring of his junior year at CU, he was one of four recipients of the Ceal Barry Leadership Award, which is presented to those student-athletes who have inspired their team and the Colorado campus and community through exemplary commitment, composure and integrity.

PERSONAL—He was born July 24, 1994 in Denver ... Hobbies include riding his mountain bike on area trails (often with his father), playing video games and playing with his younger brothers ... Father (Troy) was a fullback at Colorado State; two cousins, Gabe and Tony Lindsay, played college football at Oklahoma State; and two older sisters were collegiate athletes, Cheri, an All-SWAC volleyball player at Prairie View A&M and Sparkle, who lettered in basketball at Mesa (Colo.) State ... Three days after he underwent knee surgery his senior year of high school, he received a personal call to cheer him up from Denver Bronco running back Willis McGahee, who rebounded from a similar injury to continue his pro career ... He is be the first player on the roster from Denver South since 1983, when seniors Scott Martin and Shelby Nash were seniors; but was the first to join the team as a true freshman since 1967 (defensive ends John Bliss and Dave Turner) ... The first player to commit in CU's 2013 recruiting class (on March 22, 2012), his family's house was robbed and his dog (Rambo) beaten that same night; the burglars were apprehended and the dog fully recovered .. He has earned the nickname "The Tasmanian Devil" due to the way he plays the game.

Season	RUSHING				High Games			RECEIVING				High Games			
	G	Att	Yds	Avg.	TD	Long	Att	Yds	No	Yds	Avg.	TD	Long	Rec	Yds
2014	12	79	391	4.9	0	36	17	114	14	118	8.4	0	27	4	27
2015	13	140	653	4.7	6	37	23	113	26	211	8.1	1	34	4	60
2016	13	230	1,189	5.2	16	75t	31	219	47	390	8.3	1	67t	11	105
Totals	38	449	2,233	5.0	22	75t	31	219	87	719	8.3	2	67t	11	105

ADDITIONAL STATISTICS—Kickoff Returns: 36-849, 23.6 avg., 0 TD, 51 long (2014); 7-154, 22.0 avg., 0 TD (41 long); 1-74, 37.0 avg., 48 long (includes 0-48 fumble advance).



**EDDY
LOPEZ, TE**

6-3, 315, Jr., 2L

El Paso, Texas
(Coronado)



AT COLORADO: This Season (Jr.)—At the conclusion of spring practices he was moved from the defensive line over to tight end.

2016 (Soph.-RS)—Though he did not see game action, he did dress for the first three contests of the year.

2015 (Soph.)—He played in just the first three games (no starts), missing the remainder of the season due to a foot injury ... Was in for 21 snaps from scrimmage and had a quarterback pressure against Massachusetts for his only statistic on the season ... He had five tackles in the four main spring scrimmages, three coming in the spring game (including a



quarterback sack and a tackle for zero gain).

2014 (Fr.)—He saw action in 11 games, playing for the first time in the second game of the season at Massachusetts and then in every game for the remainder of the season ... In 123 snaps from scrimmage, he recorded 10 tackles (five solo), with one quarterback chasedown (near-sack) ... Played 14 snaps at UMass in his first game, with a season-high 22 at USC, when he recorded two assisted tackles ... Had two tackles three other times (one solo, one assist), against Washington, Arizona and Oregon.

HIGH SCHOOL—A two-year starter at defensive tackle, as a senior, he earned first-team All-District 1-5A and first-team All-City honors along with the *El Paso Times* naming him as the co-defensive player of the year; he was second-team All-District as a junior ... As a senior, he was in on 69 tackles (42 solo), with 16 for losses including four quarterback sacks; he pressured 31 throws by opposing quarterbacks ... He was in on 41 tackles as a junior, with 21 of his 27 solo tackles behind the line of scrimmage, including three-and-a-half sacks; he had 23 quarterback hurries, a fumble recovery, a pass broken up and a blocked kick ... He was a part-time starter at fullback and tight end as a sophomore (no defense), rushing once for 15 yards ... Top games as a senior: in a 59-0 win over Socorro, he had a career-high 10 tackles, three for losses including a sack with five hurries; in a 24-23 win over Montwood, he had six tackles (two TFLs) and seven hurries ... His top game as a junior came in a 41-7 win over Hanks, when he had six tackles, all for losses (three sacks, three TFLs) and also had six hurries ... Under coach Bob Anderson, Coronado was 8-3 his senior year, 4-6 his junior season and 4-7 his sophomore year ... He also lettered three times in basketball, playing both power forward and center his freshman through junior years, though mostly was a reserve performer.

ACADEMICS—He is majoring in Sociology at Colorado ... He had the equivalent of a 3.1 grade point average in high school.

PERSONAL—He was born July 29, 1996 in El Paso, Texas (he is the last member of CU's 2014 recruiting class to turn 21) ... Hobbies include snowboarding, paintball and playing golf (though he's only been playing since his junior year in high school, he already breaks 90 regularly) ... His prep coach, Bob Anderson, had this to say of him after he was named co-defensive player of the year: "There weren't too many people that could block him. He was getting double- and triple-teamed because he was that big of a force for us."

Season	G	Plays	TACKLES			TFL	Sacks	TZ	3DS	Hurr	FR	FF	PBU	Int
			UT	AT	TOT									
2014	11	123	5	5	10	0-0	0-0	0	0	0	0	0	0	0
2015	3	21	0	0	0	0-0	0-0	0	0	1	0	0	0	0
2016	0	—	—	—	—	—	—	—	—	—	—	—	—	—
Totals	14	144	5	5	10	0-0	0-0	0	0	1	0	0	0	0



**TIM
LYNOTT, JR., OL**

6-3, 300, Soph., 1L

Parker, Colo.
(Regis)



AT COLORADO: This Season (Soph.)—*Athlon Sports* selected him as a preseason third-team All-Pac-12 performer.

2016 (Fr.-RS)—He was named a *USA Today* First-Team Freshman All-American, CU's first since 2013 ... Earned the team's Lee Willard Award, one of two presented by the coaches to an outstanding freshman (along with quarterback Steven Montez) ... Started all 13 games in addition to the Alamo Bowl at right guard and his 940 snaps played were the most of any player on the team ... Was credited with 9.5 knockdown blocks, 19 touchdown blocks (direct), 14 perfect plays on passing touchdowns, gave up only three sacks and six pressures while committing only four penalties

on the season ... In his first career start he helped the Buffs gain 578 yards of total offense – the second-most ever for CU in a season opener – in a 44-7 win over Colorado State when he played 89 snaps (the most of any offensive lineman) ... Became the 13th freshman to start a season opener on the offensive line (12 redshirt, one true – OG Clint Moore versus Wyoming in 1991), and the first to do so since 2009 ... *Athlon Sports* had selected him as a fourth-team All-Pac-12 preseason team member ... Had an outstanding spring, earning the team's John Wooten Award as selected by the coaches for his outstanding work ethic ... *Phil Steele's College Football* selected him as a third-team preseason All-Pac-12 choice at guard. **2015 (Fr.)**—Redshirted; he practiced on the offensive line (guard and center) the entire fall.

HIGH SCHOOL—He earned All-Colorado and first-team All-State honors from the *Denver Post*, *Mile High Sports Magazine* and *Six Zero Strength & Fitness* as a senior, when he also earned All-USA Colorado (*USA Today*/American Family Insurance) and made the prestigious Western 100 list compiled by the *Tacoma News-Tribune* (one of 18 offensive linemen it cited) ... Was a first-team All-Continental League performer his junior and senior seasons, and was second-team as a sophomore ... Considered the No. 2 overall prospect in the state of Colorado by *Scout.com*, which also ranked him the No. 23 offensive guard in the nation ... A three-year starter at offensive guard (right side), he did not allow a quarterback sack his junior or senior seasons, and in the latter, he did not even allow a single quarterback pressure; he also was flagged for just a single penalty and it was estimated he had 28 direct touchdown blocks leading running backs or receivers into the end zone ... Never played defense in high school ... Under coach Mark Nolan, Regis was 10-2 his senior year, 9-2 his junior season (the Continental League champions both years) and 5-6 his sophomore campaign ... Also lettered twice in baseball (first base/designated hitter); he hit five home runs as a sophomore, including a shot straight over the 410-foot centerfield fence.

ACADEMICS—He is majoring in Sociology at Colorado while seeking a minor in Ethnic Studies ... He owned a 3.10 grade point average in high school.

PERSONAL—He was born Nov. 10, 1996 in Parker, Colo. ... Included among his hobbies are weightlifting, bicycling and hiking ... His father (Tim Sr.) played college baseball at Penn State ... A distant family cousin, the late Phil Lynott, was the co-founder, bass guitarist and vocalist of the rock band, Thin Lizzy (which had several international hits, including *Jailbreak* and *The Boys Are Back In Town*) ... He is just the second player in at least the last 44 recruiting classes to sign with the Buffaloes from Regis. (**Last name is pronounced Lin-knot.**)



**CHANCE
LYTLE, OT**

6-7, 300, Fr., HS

San Antonio, Texas
(Churchill)



AT COLORADO: This Season (Fr.)—He joined the team in January for spring drills, as he was one of two grayshirts from 2016 recruiting class ... He enrolled in school for the fall 2016 semester and paid his own way to get a jump on his college education.

HIGH SCHOOL—A two-year starter at offensive tackle, he earned All-District 26-6A honors as a junior and senior; he was the San Antonio co-offensive lineman of the year and an area All-Star team selection as a senior as well ... Had a stellar senior season, as he allowed just one quarterback sack and just a handful of pressures while being called for just four penalties; he had numerous touchdown and downfield blocks for Churchill, which ran a balanced offense ... On defense, he was a backup



performer on the line (usually the nose guard spot); he was in on 10 tackles along with five hurries, a forced fumble, a fumble recovery and half a sack; he was primarily used in situations against the run ... He played exclusively on offense as a junior, and was on the junior varsity as a freshman and sophomore (offensive tackle, defensive line) ... Under coach Ron Harris, Churchill was 6-5 his senior year, and the Chargers were 8-3 his junior year under coach Glenn Hill (they were knocked out of the playoffs both years by an eventual state semifinalist) ... Also lettered once in track (throws) and played two years of junior varsity basketball as a freshman and sophomore (center/power forward).

ACADEMICS—He is majoring in Music-Arts at Colorado ... He owned a 3.7 grade point average in high school, which includes several honors courses ... Earned second-team Academic All-State honors as a senior and was a two-time Academic All-District team member as a junior and senior.

PERSONAL—He was born June 9, 1998 in San Antonio, Texas ... Hobbies include music – he can play four instruments: cello, violin, piano and the mandolin – and also composes music and lyrics; he appeared in two of high school annual musicals and has earned two top honors, All-Region Orchestra (violin, 2012) and All-Region Choir (2015) ... Other pastimes include swimming, playing basketball (he was on an AAU team for three years) and he has trained in boxing ... A grandfather (Morris Owens) was an Army Golden Gloves Champion, and his other grandfather (Col. Robert Litle) is in the Army Air Corps Hall of Fame as he owns numerous aviation records ... The family changed the spelling of their last name from Litle to Lytle as it was always being mispronounced. (*Last name is pronounced Ly-tull.*)



**TYLER
LYTLE, QB**

6-5, 205, Fr., HS

Redondo Beach, Calif.
(*Servite*)



AT COLORADO: This Season (Fr.)—He graduated from high school early and enrolled at CU for the spring semester ... He participated in spring drills, and in the three main scrimmages including the spring game, he completed 15-of-25 passes for 175 yards with four touchdowns and no interceptions (a 176.8 rating).

HIGH SCHOOL—He was a 2016 first-team All-Trinity League selection at quarterback playing under coach Scott Meyer at Servite High School ... There he broke the school's single-season passing record by throwing for 2,759 yards and 19 touchdowns his senior season when he was named the Servite Player of the Year ... In 11 games in 2016 he completed 199-of-331 passes (60.1 percent) and averaged 250 yards per game ... Ranked second in the league in passing and added seven touchdowns rushing the ball, as he had 45 carries for 141 yards as a senior ... Some of his top passing games include throwing for 424 yards as a junior in 2015 against Fountain Valley, 343 yards against Junipero Serra his senior year and 335 yards against Mission Viejo also in 2016 ... The Servite Friars ended the regular season 4-6 and grabbed an at-large bid to continue their season in the CIF Southern Section Playoffs ... He was invited to play in the inaugural Polynesian Bowl at Aloha Stadium in Honolulu and in the Blue-Grey All-American Bowl, both of which he did not be competing in as he enrolled early at CU.

ACADEMICS—He is enrolled in Colorado's Leeds School of Business, but is undecided on his major ... Held a 3.67 GPA in High School and graduated early to enroll at CU.

PERSONAL—He was born on Aug. 6, 1998 in Scottsdale, Ariz. ... His father, Mike Lytle, played safety at the University of Hawai'i. (*Last name is pronounced lie-dull.*)



**JAY
MACINTYRE, WR**

5-10, 185, Jr., 2L

Boulder, Colo.
(*Monarch*)



AT COLORADO: This Season (Jr.)—Lindy's College Football selected him as a preseason third-team All-Pac-12 performer (as an all-purpose player).

2016 (Soph.)—He played in all 13 games plus the Alamo Bowl, including 10 starts as the fourth receiver in the four-wide set ... Also started in the 2016 Valero Alamo Bowl where he caught two passes for 22 yards ... Was fifth on the team with 30 receptions, gaining 390 yards and scoring touchdown - a 40-yard catch he hauled in just before halftime at Arizona ... Averaged 13.0 yards per catch, had seven receptions of over 20 yards and 15 of over 10 ... Developed into a go-to receiver for the Buffs on third down and of his eight receptions on a third or fourth downs, seven of the moved the chains ... Was also used as a punt returner for the Buffs during the first half of the season, returning 17 punts on the year for an average of 15.2 yards with a long of 32, which came at No. 4 Michigan and set up CU's first touchdown of the game to give the Buffs a 7-0 lead ... Had a career-high seven catches for 90 yards in the win over No. 20 Washington State when five of his seven receptions went for first downs ... Another top game came when he had six receptions for 76 yards against Idaho State - the reception total was a team-high that day (four of his six receptions came in the first quarter).

2015 (Fr.-RS)—He played in 12 games, including a pair of starts that came on the road at Arizona State and UCLA; he sat out the Washington State game with a mild hamstring strain but returned for the season finale at Utah ... For the season, he caught eight passes for 84 yards (10.5 per) and a touchdown, while returning four punts for 37 yards, or 9.3 per ... Made a big splash in CU's 48-0 win over Nicholls State: he caught three passes for 53 yards, including a 38-yard touchdown on a third-&-16 pass from Sefo Liufau in the first quarter; later in the game, he had a 31-yard punt return, the longest by a Buff since Travon Patterson returned one 45 yards against Texas Tech in 2010 ... The TD reception came on his first collegiate touch, making it even more special, as he became the 13th known Buffalo dating back to 1954 to score a touchdown the first time he touched the football ... Caught six passes for 85 yards and a touchdown in the four main spring scrimmages ... He shared the Iron Buffalo Award for the wide receivers during spring practice, which recognizes hard work, dedication, toughness and total lifting performance.

2014 (Fr.)—Redshirted; he practiced the entire fall at wide receiver and dressed for all 12 games.

HIGH SCHOOL—As a senior, he earned All-Colorado honors from both the *Denver Post* and *Mile High Sports Magazine* along with all-Mountain League honors ... As a junior, playing for San Jose's Valley Christian, he earned first-team All-West Catholic Athletic League honors (second-team as a sophomore, when he was Valley's sophomore of the year for all sports) ... As a senior, he rushed 80 times for 696 yards and 14 touchdowns, averaging 8.7 yards per carry with a long run of 55; he completed 32-of-54 passes for 986 yards and 12 touchdowns (with only two interceptions), a completion rate of 59.3 percent while averaging a gaudy 18.3 yards per attempt and 30.8 per completion (for a passer rating by NCAA standards of 278.6) ... He also returned eight punts for 225 yards and three touchdowns (28.2 per, long of 50); he had six kickoff returns for 320 yards and three scores (53.3 per, long of 94) ... On defense, playing cornerback, he had three interceptions, returning those for 57 yards with a touchdown (which covered 55 yards) and 16 passes broken up ... Overall, he accounted for 1,682 yards of total offense, and 1,298 all-purpose yards on 97 touches, or an average of 13.4 per play; and these numbers despite the fact that Monarch was so far ahead of its opponent in the second half, the "mercy rule" was enacted in seven of its 12 games (played with a running clock) ... He also punted six times for a 34.5 average (with a long of 66)—the only six punts Monarch had all season ...



Top games included throwing four touchdown passes in the first four minutes of the game against John F. Kennedy, as MHS scored 42 first quarter points en route to a 56-6 win; in a 45-18 triumph over Wheat Ridge, he was 4-of-5 for 142 yards and a touchdown (the incompleteness was a spike), rushed for 54 yards and a score, and picked off two passes, returning one for a touchdown ... As a junior at Valley Christian, he had 71 rushing attempts for 436 yards and five touchdowns, while completing 42-of-82 passes for 979 yards (11 TDs/4 INT); as a sophomore, he rushed for 228 yards and five scores on 51 tries and completed 37-of-78 passes for 550 yards and seven TDs ... He played defense when needed, either as a safety or the nickel back ... Top game as a junior came in the CIF Southern Section championship, a 51-20 win over Altos: in being named the game's MVP, he completed 7-of-8 passes for 116 yards and three touchdowns, rushed six times for 36 yards and a score, and had nine tackles and an interception on defense ... In a wild 49-42 loss to Archbishop Mitty, he rushed for 109 yards and a touchdown and passed for 100 and another score; as a sophomore in a 35-28 win over Mitty, he completed 10-of-13 passes for 161 and two TDs with a third TD rushing ... Under coach Phil Bravo, Monarch was 10-2 his senior year, the Mountain 4A champs and state semifinalist; under coach Mike Machado, Valley Christian was 8-6 his junior year, the Division 3 CIF Central Coast Section champions, and was 6-6 his sophomore year ... He lettered four times in basketball; he played his first two seasons at Valley Christian, where he scored his career-high of 29 points against Monte Vista Christian, and the last two at Monarch (averaging 15 points as a senior).


ACADEMICS—He is majoring Communications at Colorado ... He owned a 3.3 grade point average in high school.

PERSONAL—He was born April 9, 1995 in Martin, Tenn. ... Hobbies include playing video games and spending time with his family's golden retriever, Millie ... His father (Mike) is CU's head football coach, who played collegiately at Vanderbilt and Georgia Tech; is uncle (Matt MacIntyre) played football at Western Kentucky; his late grandfather (George MacIntyre) played collegiately at Miami-Florida and was a longtime college coach, including head coach at Vanderbilt, where his other grandfather (Ben Rowan) played basketball; and an aunt (Debbie Rowan) played college basketball at Lipscomb. ... Because of his father being in the coaching business, he lived in eight different states by the time he was a high school senior.

Season	G	RECEIVING			TD	Long	High Games	
		No.	Yds	Avg.			Rec	Yds
2015	12	8	84	10.5	1	38t	3	53
2016	13	30	390	13.0	1	40t	7	90
Totals	25	38	474	12.5	2	40t	7	90

ADDITIONAL STATISTICS—Punt Returns: 4-37, 9.3 avg., 31 long (2015); 17-152, 8.9 avg., 32 long (2016).

Passing: 2-1-0, 14, 0 TD (2016).



**NICO
MAGRI, DL**

6-3, 265, Fr., HS

Lafayette, Colo.
(Monarch)



HIGH SCHOOL—Earned four letters as a defensive lineman/tight end at Louisville's Monarch High School ... Was the Mountain League Defensive MVP as a senior when he had 65 tackles, 10 for losses, two sacks, three forced fumbles, one fumble recovery and one blocked kick ... Posted 49 tackles, five for losses, three sacks and blocked two kicks as a junior when he garnered second-team All-League honors ... Under coach Phil Bravo, Monarch went 6-4 his senior year, 2-8 his junior year and 5-6 his freshman year ... Also competed on the track and field teams (throws) ... Posted a

high mark of 52-3 in the shot put as a senior.

ACADEMICS—He is interested in studying Business (Management) or Physics at Colorado ... Twice earned first-team Academic All-Conference honors and was a Honor Roll member in high school.

PERSONAL—He was born April 6, 1999 in Vail, Colo. ... Hobbies include playing golf, fishing and hunting ... Grandfather (Jim Heineke) played football and competed in track and field in college while an aunt (Wendy Heineke) was a college swimmer.



**CASEY
MARKSBERRY, QB**

6-3, 185, Fr., RS

Gwinnett, Ga.
(Waunakee [Wis.])



AT COLORADO: 2016 (Fr.)—Redshirted; dressed for 9 of 13 games ... Chosen as the 2016 Offensive Scout Team Player of the Year.

HIGH SCHOOL—He played his freshman and sophomore seasons in Suwanee, Ga. for Collins Hill High School, earning a varsity letter at quarterback his sophomore year ... His family moved to Waunakee, Wis. for his junior and senior seasons ... He was All-Badger Conference in football his senior year, playing for Wisconsin Hall of Fame Coach Pat Rice, and was chosen as the team's Most Valuable Offensive Player ... Also played baseball and was All-Badger Conference in as both a shortstop and outfielder as a junior and senior.

ACADEMICS—He is majoring in Business (Finance) at Colorado ... He completed his freshman year at CU with a 3.2 GPA.

PERSONAL— He was born May 18, 1998 in Lawrenceville, Ga. ... An older brother (Trey) played baseball at Georgia College and State University while an older sister (Carly) played lacrosse at Newberry College ... His father (Todd) ran track at Eastern Kentucky University.



**MICHAEL
MATHEWES, OLB**

6-4, 245, Jr., 2L

Mission Viejo, Calif.
(Mission Viejo)



AT COLORADO: 2016 (Soph.)—He played in two games (Idaho State and Oregon State) totaling a combined 15 plays on defense ... Was credited with one tackle on the year, which went for a third-down stop, and one quarterback pressure.

2015 (Fr.-RS)—He played in nine games, six on defense including one start (against Nicholls State) ... Was in for 84 snaps and recorded eight tackles (seven solo, including a quarterback sack) ... Also had a tackle for zero gain, a third down stop, a forced fumble and a pass broken up ... The bulk of his action (35 snaps) came in the Nicholls game, when he logged a career/season high six tackles (five solo) along with his sack and caused



fumble ... He also had two solo tackles against Massachusetts ... He played 29 snaps on the field goal/PAT unit on special teams ... Won the Iron Buffalo Award for the linebackers during spring practice, which recognizes hard work, dedication, toughness and total lifting performance. **2014 (Fr.)**—Redshirted; he practiced all fall at defensive end and dressed for the first two games of the season.

HIGH SCHOOL—As a senior, he earned first-team All-State (Division I) honors from Max Preps (third-team from Cal-Hi Sports), in addition to also being named first-team All-CIF Southern Section All-Pac 5 Division and to the *Los Angeles Times* All-Area and the *Orange County Register* All-County teams as well as Mission Viejo's Most Valuable Player ... A first-team All-South Coast League performer, he was selected as the league's Defensive Player of the Year ... A two-year starter at defensive end, he had a banner senior season, living in the backfield of the opponent as evidenced by his 26 tackles for loss, including 14 quarterback sacks, among his approximate 60 tackles for the year ... He also had two fumble recoveries, a forced fumble, a handful of passes broken up and an interception that he returned for touchdown ... He had one of his best career games as a prep in a 28-25 win over New Jersey's Don Bosco Prep, as he was named the Rivalry Series MVP for what one game accounts claimed "wreaking havoc all day in the backfield, with his size giving Bosco's line problems all night." ... As a junior, when he earned second-team All-League honors in addition to earning the Future Pride of the Diablos Award, he was in on approximately 50 tackles, with 11 sacks and two fumble recoveries ... He saw limited action as a sophomore, as he played on the junior varsity team during the regular season but was called up to the varsity for the CIF playoffs ... On offense, he started at offensive tackle the last few games of his junior year and the entire season as a senior, though he also played some spot tight end and fullback in blocking situations ... Under coach Bob Johnson, MVHS was 11-1 his junior and senior seasons, winning the South Coast League title both years and reaching the Southern Section quarterfinals ... The team was 10-3 his sophomore year, claiming the lead title and reaching the section semifinal ... Lettered twice in wrestling, competing as a heavyweight as a senior (10-3 record; he was the Sea View League champion and finished eighth in his CIF section) ... Also lettered three times in track (throws); he owned a career best of 58-0 in the shot put (he was fifth in his CIF section and seventh in CIF Masters as a senior) ... Served as a team captain for all three sports he participated in at Mission Viejo.

ACADEMICS—He is majoring in Business (Management) at Colorado ... In high school, he was selected as one of the National Football Foundation's (Orange County Chapter) Scholar-Athlete award winners; he was also a member of the Principal's Honor Roll all four years as he owned a 3.8 grade point average as a prep.

PERSONAL—He was born Aug. 18, 1995 in Mission Viejo, Calif. ... Hobbies include playing the guitar, spending time at the beach and playing most sports ... A cousin on his mother's side, Henrik Thomsen, was a Scandinavian champion who was just shy of qualifying for the Olympics in the sport of Greco-Roman wrestling ... He is active in his community, and his high school team has volunteered annually for a local 10-kilometer that serves as a fundraiser for pediatric cancer. **(Last name is pronounced Mathews.)**

Season	G	Plays	TACKLES											
			UT	AT	TOT	TFL	Sacks	TZ	3DS	Hurr	FR	FF	PBU	Int
2015	6	84	7	1	8	1-8	1-8	1	1	0	0	1	1	0
2016	2	15	0	1	1	0-0	0-0	0	1	1	0	0	0	0
Totals	8	99	7	2	9	1-8	1-8	1	2	1	0	1	1	0

ADDITIONAL STATISTICS—Special Team Tackles: 0,1—1 (2015).



DEREK McCARTNEY, OLB

6-3, 240, Sr., 3L

Westminster, Colo.
(Faith Christian)



AT COLORADO: Career—He has played in 27 career games with 25 starts and ranks No. 39 all-time at Colorado with 9½ career sacks ... He was selected to the 2016 AFCA Good Works Team.

This Season (Sr.)—He was voted team captain by his teammates and is one of 10 Buffs to serve as captain twice ... Missed spring drills as he was still rehabilitating his knee injury from the prior season, but was cleared post-spring ball to workout with the team in its five-week strength and conditioning period to end the semester ... Has been selected as one of 42 players for the Lott IMPACT Trophy Watch List (character & performance/defensive player) ... Was also CU's nominee for the Wuerffel Trophy (award honoring athletic, academic and community achievement).

2016 (Jr.)—He was named to the 2016 Allstate AFCA Good Works Team, one of just 12 Division I players honored; the 25th annual team is perhaps the most coveted off-the-field honors in the sport, as it recognizes and celebrates those who dedicate their time to bettering the community and the lives of others ... He attended the Allstate Sugar Bowl in January to be honored with the other members of the AFCA Good Works Team at halftime of the game ... He is the fifth Buffalo to be honored on the team; Derek West made the inaugural one in 1992, followed by Robbie Robinson (2001), George Hypolite (2007) and Brian Lockridge (2011) ... Started two of the first three games of the season before suffering a season-ending knee injury in the first half at No. 4 Michigan ... Before exiting the Michigan game with the injury he returned a fumble 18 yards for a touchdown that gave CU a 14-0 lead less than five minutes into the game ... On the season he recorded three tackles, one of which went for a loss, one third-down stop and one quarterback chasedown ... Both *Athlon Sports* and *Phil Steele's College Football* selected him as a third-team preseason All-Pac-12 choice at linebacker.

2015 (Soph.)—He played in 12 games, including 10 starts, as he missed the Nicholls State game with a slight knee sprain ... Was in for 670 snaps from scrimmage and racked up 70 tackles (47 solo, 10 of which were for losses including five quarterback sacks); he had five tackles for zero, giving him 15 stops at or behind the line of scrimmage ... Had a team-high 16 quarterback hurries, eight third down stops, two chasedowns (near-sacks), a forced fumble, a touchdown save and a pass broken up ... In the opener at Hawaii, he made his first career interception, returning it 33 yards that would set up CU's first score of the year ... The coaches named him the recipient of the Defensive Trench Award, recognizing his play up front ... Had a career/season-high 10 tackles (five solo) against Colorado State, against whom he played all 88 snaps; he also had nine tackles at Utah, eight against Southern California and six or more in seven games ... He was one of 12 players on CU's leadership council, which essentially served as team captains.

2014 (Fr.-RS)—He enjoyed a fine "rookie" season after not playing organized football for two years; he started all 12 games at left defense end and played 457 snaps from scrimmage ... Had 34 tackles on the year, 23 solo that included six for losses and four others for zero gains, giving him 10 at or behind the line of scrimmage ... Was in on four-and-a-half quarterback sacks, tied for the second-most sacks by a freshman (true or redshirt) in school history ... Also had six hurries, four third down stops, two passes broken up, two forced fumbles, one recovery, one touchdown save and one chase down (near sack) ... Posted a season-high five tackles in the finale against Utah (four solo), with four tackles in three other games and three on three occasions ... Earned honorable mention Freshman All-American honors from collegesportsmadness.com, he shared the team's Lee Willard Award as the most outstanding freshman on defense and was also a finalist for the CU Male Freshman of the Year Award (for all sports) ... He won the Dan Stavely Award as selected by the coaching staff for being the most improved defensive lineman in spring practices, when he had 12 tackles, five for losses including four



quarterback sacks, in the four main scrimmages.

2013 (Fr.)—Redshirted; did not see any action ... He won the team's award as the Defensive Scout Player of the Year for his efforts on the scout team ... Ended spring practices tied for second at the right defensive end position; he had seven tackles in the main scrimmages ... He was awarded the Jim Hansen Award for outstanding academics, selected by the coaching staff after spring ball ... Joined the program in January for the 2013 spring semester; he signed in the 2012 recruiting class but grayshirted ... Weighed 215 on signing day, but bulked up to just over 230 by the time he reported to campus.

HIGH SCHOOL—He earned first-team 2A All-State (Denver Post) and All-Flatirons League honors his sophomore through senior seasons as a starter for Faith Christian ... Played both defensive end and tight end for the Eagles, compiling 132 tackles and 30 quarterback sacks on defense, and 15 catches for 187 yards and a touchdown in his career ... As a senior, he had 62 tackles (42 solo), 16 sacks, three forced fumbles, two fumble recoveries, and two pass deflections, in addition to blocking both a punt and a field goal ... On offense, he had eight catches for 53 yards ... His top games as a senior came in a 35-7 win against Platte Valley (11 tackles, three sacks, blocked punt) and a 23-13 loss to Kent Denver (eight tackles, three sacks) ... In his junior season, he tallied 40 tackles (23 solo), including six sacks and four forced fumbles on defense, while also catching five balls for 47 yards and a touchdown at tight end ... As a sophomore, he had 30 tackles with eight sacks and two fumble recoveries, also intercepting three passes on defense ... Offensively, he had two receptions for 87 yards ... In his four years as a letterman, Faith Christian went 44-7 under coach Blair Hubbard, winning the Flatirons League all four seasons; included in that mark was a 14-0 record and a state championship his sophomore season ... Also lettered in basketball (forward/center), earning second-team 2A All-State honors as a junior and helping the Eagles to a No. 1 ranking as a senior, when he was honorable mention 3A All-State (FCHS moved up one classification in basketball) ... In the spring, he lettered in track (throws); as a senior, he was the state 3A champion in the discus (154-11) while placing fifth in the shot put (3A, with a throw of 47-5½) ... He was second in the shot put in the (3A) state as a junior (49-10¾); he was 14th in the discus (124-3, thus he improved by over 30 feet between his junior and senior years).

ACADEMICS—He graduated in May 2016 after just three years with a degree in one of CU's most challenging majors – Integrative Physiology – with a Pre-Med course of study at Colorado ... Is now enrolled in CU's graduate program for IPHY and started taking classes in the summer of '16; he is on schedule to earn his master's this December ... Earned Academic All-Colorado honors from the state's National Football Foundation chapter (and was CU's nominee for the chapter's Scholar Athlete of the Year) ... Was presented with the 2015 Clancy A. Herbst Student-Athlete Achievement Award, which is presented to those athletes who have overcome personal, academic or emotional challenges ... Earned first-team Academic All-Colorado honors from the state's chapter of the National Football Foundation, and was an honorable mention All-Pac-12 Academic Team selection as a redshirt freshman ... In the spring of his fourth year at CU (2017), he was inducted into CU's 4.0 club after earning that perfect grade point in the previous semester.

PERSONAL—He was born Nov. 22, 1993, in Chicago, Ill. ... His grandfather is the legendary Bill McCartney, the all-time winningest football coach in Colorado history and member of the College Football Hall of Fame ... His father is former CU and Green Bay Packers defensive tackle Shannon Clavelle ... His older brother, T.C. McCartney, played football at LSU and was a graduate assistant with the Buffs for two years (2012-13); he is now in quality control with the Cleveland Browns ... Hobbies include reading and hanging out with friends in his free time ... In the 2016 offseason, he made national headlines after being matched with a recipient for a bone marrow donation; it came about thanks to CU's "Be A Match" program that coach Mike MacIntyre started after his first year in Boulder.

Season	G	Plays	TACKLES										
			UT	AT—TOT	TFL	Sacks	TZ	3DS	Hurr	FR	FF	PBU	Int
2014	12	457	26	11—37	6-27	4½-26	4	4	6	1	2	2	0
2015	12	648	47	23—70	10-27	5-22	5	8	16	0	1	1	1
2016	2	67	1	2—3	1-2	0-0	0	1	0	1	0	0	0
Totals	26	1172	74	36—110	17-56	9½-48	9	13	22	2	3	3	1

ADDITIONAL STATISTICS—Interception Return Yards: 1-33, 33.0 avg. (2015); Fumble Returns: 1-18, 18.0 avg., 1 TD (2016)



**TYLER
McGARRY, QB**

6-0, 210, So., RS

Studio City, Calif.
(Notre Dame)



AT COLORADO: 2016 (Fr.)—Redshirted; he practiced the entire fall at quarterback ... Did dress for three games (Colorado State, Arizona State and UCLA) ... Joined the team as a walk-on in time for spring practices after enrolling as true freshman for the fall 2015 semester.

HIGH SCHOOL—As a senior, he completed 8-of-21 passes for 205 yards and two touchdowns (two interceptions), while rushing eight times for 33 yards and a score ... Completed both his passes for 15 yards as a junior ... Notre Dame was 6-4 his senior year and 7-4 his junior season sharing the Serra League title under coach Kevin Rooney ... He also lettered twice in baseball (pitcher, third baseman).

ACADEMICS—He is majoring in Business (Management) at Colorado ... As a junior in high school, he was awarded the Conor Lynch Memorial Scholarship for athletics, academics and leadership.

PERSONAL—He was born May 15, 1997 in Sherman Oaks, Calif. ... Hobbies include surfing and snowboarding ... His tie to CU?—his mother (Alison) is an alumna ... Is already very active on campus, as he is the class president of the Pi Kappa Phi Fraternity and is a selected member of the CU Restorative Justice Board.



**BRYAN
MEEK, LB**

6-0, 210, Sr., RS

Niwot, Colo.
(Niwot/Air Force)



AT COLORADO: 2016 (Jr.)—He joined team as a walk-on after fall camp; he did not see any game action but did dress for one game (UCLA).

AT AIR FORCE (2014, Fr.)—He spent the fall 2014 semester at the Air Force Academy after completing basic cadet training in the summer before his arrival ... He was on the Falcon baseball team for the fall semester as a right-handed pitcher before transferring to CU for the spring 2015 semester.

HIGH SCHOOL—He was a two-sport start in football and baseball, starting three years for the football team while lettering four times in baseball ... As a senior when he captained the football team, he was a first-team all-conference selection as a quarterback and the team's offensive player of the year ... In nine games, he threw for 1,639 yards with 13 touchdowns while also adding 487 yards rushing and another three TDs ... Was named the MaxPreps National Player of the Week for his performance against Thompson Valley when he completed 20-of-34 passes for 400 yards with three touchdowns ... His junior and sophomore seasons he was a running back and linebacker ... As a junior he was his team's defensive player of the year and garnered honorable mention all-state accolades after recording 131 tackles in just nine games with one



interception ... In a game against Greeley Central, he posted 25 tackles with 11 of his stops being solo efforts ... That was one of three double-digit tackle games he had that year ... Offensively, he had three rushing touchdowns, one receiving and also threw for one ... Threw, ran and caught a touchdown in a 22-19 win over Loveland ... As a sophomore he posted 106 tackles in 10 games ... On the diamond, he was a three-time all-conference selection when he played shortstop and pitched ... Was first-team all-state as a senior when he posted a 7-1 record with a 3.72 ERA and was named the Northern League Player of the Year that season.

ACADEMICS—He is majoring in Business (Management) with areas of emphasis in operations management and leadership at Colorado.

PERSONAL—He was born Aug. 22, 1996 in Neumarkt, Germany, while his father, Marvin, was on active duty overseas ... His father graduated from the U.S. Military Academy at West Point in 1983 and he spent 24 years active duty in the Army as an Armor Officer ... His father was also a member of the CU faculty as the Department Chair for the Military Science Department (Army ROTC) from 2004-07 ... Bryan is a cadet in the Air Force ROTC program at CU ... Hobbies include baseball, skiing and military aviation.



DILLON MIDDLEMISS, OL

6-5, 280, Soph., 1L

Arvada, Colo.
(Pomona)



AT COLORADO: 2016 (Fr.-RS)—He played in two games on the season; saw 25 plays on the offensive line in week two against Idaho State and six snaps on Oct. 1 versus Oregon State.

2015 (Fr.)—Redshirted; he practiced on the offensive line (mainly tackle) the entire fall ... He had graduated high school early and enrolled for CU's spring semester and thus was able to participate in spring practices.

HIGH SCHOOL—He earned All-Colorado and first-team All-State honors from the Denver Post, Mile High Sports Magazine and Six Zero Strength & Fitness as a senior ... Also earned All-USA Colorado (USA Today/American Family Insurance) honors with MHS and Six Zero selecting him as the state's Offensive Lineman of the Year ... Garnered first-team All-Jeffco League honors and was ranked the No. 4 prospect in the state by Scout.com (the top offensive tackle in Colorado and the No. 25 OT in the region) ... A three-year starter on the offensive line (left tackle as a junior and senior, left guard as a sophomore), he did not allow a quarterback sack the two years he played left tackle (Pomona had 339 pass attempts over those seasons) ... Allowed just two pressures and was called for a single penalty as senior, when he also helped block for a Pomona team that averaged 232 rushing yards per game (he had eight direct touchdown blocks) ... Was not called for a penalty as a junior when PHS averaged 299.5 yards rushing every week, and at guard as a sophomore playing his first time as a starter, he had just one penalty ... Under coach Jay Madden, Pomona was 27-9 in his career, posting a 9-3 record in each of his sophomore, junior and senior seasons ... Also played two seasons as a reserve center on the varsity basketball team (freshman and sophomore years).

ACADEMICS—He is majoring in Sociology at Colorado ... He owned a 3.0 grade point average in high school and graduated a semester early (December 2014).

PERSONAL—He was born Sept. 9, 1996 in Denver ... Hobbies include weightlifting; an interesting summer job one year was installing garage doors with a fellow high school teammate.



CHRIS MILLER, CB

5-11, 175, Fr., HS

Denton, Texas
(Denton)



HIGH SCHOOL—He was a 2016 Texas Associated Press Sports Editors Class 5A All-State second-team selection as a defensive back ... A two-way player at wide receiver and cornerback, he was the Class 5A District 5 MVP as a utility player ... Helped lead the Denton Broncos to a 9-2 record and into the first round of the UIL Texas State Class 5A Division I Championships as a senior when he was a SportsDay HS All-Dallas Area second-team selection as a defensive back ... Had 20 pass breakups and two interceptions, including one he returned for a touchdown ... His junior season he led the Broncos into the second round of the 5A Division I playoffs, finishing with a 9-3 record ... Had 28 catches for 572 yards and eight touchdowns, including Denton's only TD in a 12-11 win over Grapevine in the opening round of the playoffs ... Also played on his high school basketball team and competed with his track and field team in the 100-meter days, 400-meter relay and 800-meter relay, making it to the state finals as both a sophomore and a junior ... Anchored his 800-meter relay team that claimed the Class 5A Region I Championship on their way to the state meet.

ACADEMICS—He is interested in studying engineering at Colorado.

PERSONAL—He was born Feb. 17, 1999 in Columbus, Miss. ... Lists sporting activities as his favorite hobby ... In high school he recorded a 41-inch vertical jump, which comparing that to all the participants at the 2017 NFL Combine, would have ranked in a tie for the fourth-best mark ... His was a half-inch ahead of former Colorado CB Ahkello Witherspoon, who's 40½-inch vertical at the combine was the sixth-best.



ISAAC MILLER, OL

6-7, 280, So., VR

Longmont, Colo.
(Silver Creek)



AT COLORADO: 2016 (Fr.-RS)—He missed the entire season due to a knee injury ... At seasons end he was the recipient of the Dean Jacob Van Ek Award for academic excellence ... In the spring prior to the season, he was presented the Joe Romig Award selected by the coaches for being the most improved offensive lineman during spring ball.

2015 (Fr.)—Redshirted; he practiced on the offensive line all fall ... Enrolled for the spring semester and participated in spring practices. He was originally scheduled to report with the other members of his recruiting class, but due to shoulder surgery, he delayed his enrollment until January and was thus a grayshirt ... He dropped some weight after his surgery (he was 250 when he signed), but he worked hard to regain it and by the time the season rolled around, he was 15 pounds heavier than when he signed with the Buffs out of high school.

HIGH SCHOOL—As a senior team captain, he earned All-Colorado and All-State (3A) honors from both the Denver Post and Mile High Sports



Magazine in addition to being named All-Northern Conference ... Was unanimously rated as one of the top 10 recruits in the state of Colorado, and as the No. 2 offensive lineman ... He was an All-Region performer as both a junior and senior as selected by the *Longmont Times-Call*, and was a first-team All-State (3A) team member as a junior ... A two-and-a-half year starter at left offensive tackle (he was required to sit out the first five games his sophomore season after transferring from Niwot), he allowed just three sacks over his junior and senior seasons; the coaches did not track statistics for offensive linemen, but observers noted multiple pancake blocks in all of his games ... Played some spot defensive tackle at times, and did block a field goal against Coronado as a senior ... Under coach Mike Apodaca, Silver Creek was the 3A state champion his junior year (12-2), and the state runner-ups his senior (10-3) and sophomore seasons (11-2); that worked to a combined 33-7 during his prep career.

ACADEMICS—He is majoring in both Integrative Physiology and Psychology at Colorado ... He was one of 11 players in the state to be named as a prestigious National Football Foundation Scholar-Athlete out of high school ... A member of the Honor Roll all four years at Silver Creek, he owned a weighted 4.3 grade point average in high school, as he was a member of the Academic All-State team his sophomore through senior years.

PERSONAL—He was born March 22, 1996 in Boulder ... Hobbies include weightlifting, playing basketball, Frisbee and anything that involves the outdoors ... His father (Russell) played college football at Jamestown College in North Dakota ... He is active in the community and has volunteered with Special Olympics, working with the kids in both softball and swimming ... He was the first commitment of CU's 2014 recruiting class, doing so on May 24.



**RYAN
MOELLER, DB**

6-1, 215, Sr., 3L

Rifle, Colo.
(Rifle)



AT COLORADO: This Season (Sr.)—*Athlon Sports* selected him to its preseason fourth-team All-Pac-12 performer.

2016 (Jr.)—He played in all 13 games (nine starts in his unique nickel back/outside linebacker hybrid role) in addition to starting the Alamo Bowl ... Earned first-team All-Pac-12 selection as a special teams player who was not a kicker or return man ... Ranked fourth on the team in special teams points with 21, with his nine tackles (six solo) tied for the second-most on the team ... Also forced six fair catches, was credited with being the first downfield (on a kickoff or punt that altered return path) three times along with downing two punts ... On defense, he played 448 snaps in recording 44 tackles (27 solo, four for losses), two forced fumbles, two pass breakups, one quarterback pressure and one third down stop ... Top statistical game of the season came in the Pac-12 Championship game against No. 4 Washington when he had eight tackles, including two for losses, with one pass breakup in a season-high 57 snaps ... Opened the season with a four-tackle performance in 31 plays on defense in a win over Colorado State ... Finished with three tackles in 53 plays on defense in the win at Oregon, in a game in which he drew his first start of the season (at nickel back) ... Forced a fumble at Arizona, which extended CU's streak of consecutive games forcing a turnover to 23 in a row ... Had seven tackles, including one for a loss, at Arizona ... Posted five tackles in back-to-back games at USC and versus Arizona State ... Was the co-recipient of the Dick Anderson Award, presented by the coaches to the player(s) who showed outstanding toughness during spring practices ... He returned at full health for spring ball after recovering from cognitive, physical and emotional affects from being rear-ended on his moped the previous October.

2015 (Soph.)—He started the first seven games of the season at strong safety, but missed the final six games after being involved in an automobile-motor bike accident on Oct. 19, when he suffered an assortment of injuries ... Played well under half the snaps (376) but still finished eighth on the team in tackles with 47 (37 solo) ... Also had three third down stops, two touchdown saves, a pair of pass deflections, a forced fumble, a tackle for loss, a tackle for zero gain and a chasedown (near-sack) ... Made his first career interception, swiping a pass against Massachusetts ... He had a season-high 11 tackles against Colorado State (eight solo), and had 10 against Arizona (nine solo, including his caused fumble) ... Just prior to the start of August camp, he was placed on scholarship.

2014 (Fr.-RS)—He played in all 12 games, including a pair of starts at free safety at the end of the year (at Oregon, versus Utah) ... In 148 snaps from scrimmage, he recorded 21 tackles (18 solo) along with two touchdown saves ... He set a school record for the most tackles in playing a first game on defense, which was also in his first start at Oregon, ranked No. 3 in the nation at the time ... Posted 14 tackles – all unassisted – against the Ducks as he was in for all 77 snaps ... Also had three of those tackles at or behind the line of scrimmage (two stops for zero and one for a loss), adding a third down stop, a near-sack (quarterback chasedown), a TD save and a pass deflection in one of the top debuts in school history ... He finished fifth on the team in special team points with 20, as he was in on seven tackles (six solo, two inside-the-20), with six first downfield credits that altered returns, four knockdown blocks and a forced fair catch ... He had a big spring, posting the second-most tackles in the four main spring scrimmages with 24 (20 solo); seven of those came in the spring game (six unassisted).

2013 (Fr.)—Redshirted; he practiced at defensive back over the course of the fall, also doing whatever was asked of him on scout team duty ... Joined the team as a recruited walk-on for August drills.

HIGH SCHOOL—As a senior, he earned first-team All-Colorado honors from the *Denver Post*, which also selected him first-team All-State (3A); he was also the 3A state player of the year in being named first-team All-Western Slope League and he was a second-team All-American (small schools) by Max Preps ... He was the seventh leading rusher in the nation (second in Colorado) in 2012, as he had 272 carries for 3,002 yards and 43 touchdowns; that was an average of 11.0 per try and included a long TD run of 94 yards ... Caught five passes for 209 yards (41.8 per) with three scores, one of which also covered 94 yards ... Scored 50 touchdowns overall, as he had eight interceptions with two “pick-sixes” and two more scored on punt returns ... Racked up 57 tackles (39 solo), with two forced fumbles and two pass deflections ... As a junior, the *Post* selected him to its first-team All-State squad and he was also All-League; in addition, he was the Wendy's Colorado player of the year ... Was 12th nationally in rushing with 280 carries for 2469 yards and 22 touchdowns (8.8 per attempt), with a 97-yard scoring run; he had 53 tackles on defense (39 solo), with two interceptions, three hurries, two forced fumbles and two recoveries ... For the 24 games over the course of his junior and senior seasons, he rushed for 5,471 yards and 65 touchdowns, despite playing in the second half only six times (four as a senior, two as a junior) ... As a sophomore, he earned first-team All-WSL accolades with 144 carries for 1,500 yards (10.4), with 18 touchdowns ... Thus for his career as a three year starter at tailback and strong safety, he had 697 rushing attempts for 7,043 yards and 84 touchdowns, averaging a gaudy 10.1 yards per carry; overall, he scored 93 touchdowns (and accounted for one more with a TD pass as a junior) ... He had 31 games of 100-plus yards, with 16 of 200 or more and four at 300-plus; he had 17 career runs of 60 yards or longer ... Had 14 career interceptions. Top career games: as a senior against Moffat County, in a 45-0 win, he rushed 20 times for 416 yards and five touchdowns; Glenwood Springs (34-326, 3 TD in a 28-0 win) and Erie (22-262, 4 TD in a 42-0 win) ... As a junior, his best games came versus Delta (20-321, 4 TD in a 41-7 win) and Moffat County (26-319, 5 TD in a 48-6 win) ... Under coach Damon Wells, Rifle went 13-1 his senior year and 11-1 his junior season (14-0 combined in league play), but lost in the 2012 state championship game and in the 2011 quarterfinals; RHS was 6-4 his sophomore year and 4-6 his freshman season when he was a reserve on offense and played special teams (he had one rush that year, which went for 72 yards and a score) ... He also lettered in wrestling (171 lb. class) and track (sprints and jumps); Rifle was the 3A state champion his sophomore year ... As a junior, he was on the state champion 4x200-meter relay team and he owned prep bests of 22-0¼ in the long jump and 45-3¼ in the triple jump ... He lettered as a freshman in baseball, batting .263 with one home run (a 340-foot slam), but summed up his career as the “King of swinging bunts.”



ACADEMICS—He is majoring in Communication at Colorado ... He owned a 3.3 grade point average in high school and earned Academic All-State honors as a sophomore (and honorable mention status as a junior) ... In April 2017, he was honored with CU's Clancy A. Herbst Student-Athlete Achievement Award, which is presented to those who overcome personal, academic or emotional challenge difficulties to succeed both academically and athletically.

PERSONAL—He was born July 14, 1995 in Denver ... His hobbies include snowboarding, camping, fishing, target shooting and playing basketball ... His father, Jay, lettered in football and wrestling at Northern Iowa (he also played semi-pro football) ... Among many summer jobs he has had, perhaps the most interesting was bucking hay bales, which is basically stacking by hand 50- to 150-pound bales of hay, usually in a barn ... In the summer of 2016 he interned with Northwestern Mutual in Boulder ... He is very active in community service, among his good deeds included assisting in youth football, participating in the Adopt-A-Highway clean-up program, helped provide meals to the homeless with Extended Table in Glenwood Springs, volunteered at the Castle Valley Children's Clinic Christmas party for special needs kids, singing on Veteran's day at a local nursing home and helped stack sandbags for flood abatement.

TACKLES

Season	G	Plays	UT	AT—TOT	TFL	Sacks	TZ	3DS	Hurr	FR	FF	PBU	Int
2014	12	148	18	3—21	1-3	0-0	2	1	0	0	0	1	0
2015	7	376	37	10—47	1-1	0-0	1	3	1	0	1	2	1
2016	13	448	27	17—44	4-7	0-0	1	1	1	0	2	2	0
Totals	32	972	82	30—112	6-11	0-0	4	5	2	0	3	5	1

ADDITIONAL STATISTICS: Interception Return Yards: 1-0, 0.0 avg. (2015). Special Team Tackles: 6,1—7 (2014); 2,1—3 (2015); 6,3—9 (2016).



STEVEN MONTEZ, QB

6-5, 225, Soph., 1L

El Paso, Texas
(Del Valle)



AT COLORADO: This Season (Soph.)—He along with teammate Isaiah Oliver, he earned the John Wooten Award for outstanding work ethic during spring ball ... Is Colorado's nominee for the Earl Campbell Tyler Rose Award that goes to the most outstanding offensive player with ties to the state of Texas ... *Athlon Sports* ranked him as the 42nd best quarterback entering the season.

2016 (Fr-RS)—He played in 10 games along with the Alamo Bowl, including three starts (Oregon, Oregon State, USC; he was 2-1 as the starter) ... Named a co-recipient of the Lee Willard Award, presented annually by the coaches to the outstanding freshman ... Threw for 1,017 yards with nine touchdowns against four interceptions and completed 60.3 percent of his passes (79-of-131) on the year ... Also rushed for 231 yards with one touchdown, giving him 1,248 yards of total offense ... Became the first known player in CU history to throw a touchdown on his first career passing attempt since Joe Dowler in 1959, as he connected with Kabion Ento on a 69-yard TD pass in the second quarter against Idaho State ... Finished that game going 6-of-10 passing for 117 yards and two touchdowns ... Drew his first career start at Oregon and put in a record-setting performance in leading the Buffs to a 41-38 win while going on to collect Pac-12 Offensive Player of the Week accolades in addition to six other weekly honors (Rose Bowl, NFF Chapter State of Colorado, College Sports Madness, Allstate Sugar Bowl Manning Star of the Week, Davey O'Brien Award "Great Eight" and CU Athlete of the Week), plus he was the collegesportsmadness.com national offensive player of the week ... In the win versus the Ducks he threw for 333 yards and three touchdowns while running for 135 yards and another score, becoming the first player in Colorado history to throw for over 300 yards and rush for 100 in the same

game ... His passing yardage against Oregon was the fourth-highest in a quarterback's first start at CU and his rushing yardage and total offense (468) output were the most in a debut by a starting QB ... At one point in the first half he completed 14 straight passes, matching the CU single-game record for consecutive completions (Koy Detmer at Colorado State in 1996) ... He followed up that performance the next week at home against Oregon State when he led the Buffs to a 47-6 win, the programs largest conference victory since 1992 ... For the Oregon State game the Earl Campbell-Tyler Rose Award tabbed him as honorable mention for its national player of the week ... He was 19-of-27 passing for 293 yards and three touchdowns (no interceptions) versus the Beavers ... His third and final start came at USC when he was 25-of-40 passing for 197 yards with one touchdown and one interception ... In the Pac-12 Championship game against No. 4 Washington he was inserted into the lineup in place of the injured Sefo Liufau and led the Buffaloes on a seven-play, 55-yard scoring drive in the first quarter to tie that game up at seven ... He was 2-for-3 on the drive for 34 yards, the long being a 21-yard completion to Shay Fields down to the UW eight-yard line to set up the tying score ... He was the recipient of the Fred Casotti Award, as selected by the coaches for being the most improved offensive back during spring practices. He added 20 pounds to his frame between his true and redshirt frosh seasons.

2015 (Fr.)—Redshirted; he practiced at quarterback as well as being a key scout team contributor.

HIGH SCHOOL—As a senior, he earned second-team All-State honors, along with first-team All-City and All-District 2-5A accolades; he was the El Paso area most valuable player and was selected the city's player of the year when presented with the Steven Hill Award from ESPN 600 ... Scout.com ranked him as the No. 12 quarterback in the state of Texas ... As a junior, he was the District MVP, earning first-team honors (he was a second-team selection as a sophomore) ... He compiled some impressive career numbers, including 6,512 passing yards (86 touchdowns), and 8,149 yards of total offense ... As a senior, he accomplished the rare 2,000/1,000 (yards passing and rushing, and was just 33 shy of 3K/1K): he completed 233-of-359 passes for 2,967 yards, a 64.9 completion percentage, with 46 touchdowns to just three interceptions ... That computed to an NCAA passer rating of 174.9 as he threw for over 200 yards in 11 of 13 games ... He ran the ball 124 times for 1,058 yards, averaging 8.5 yards per carry, scoring an additional 13 times; he had two 100-yard games and a long run of 87 yards ... He even punted the ball on five occasions, averaging 43.2 yards per with two placed inside-the-20 ... As a junior, he completed 152-of-228 passes for 1,776 yards and 27 touchdowns, while rushing for 343 yards on 62 carries with seven scores (he missed three games due to an injury) ... His sophomore season saw him complete 141-of-249 throws for 1,769 yards and 13 touchdowns, with 45 rushes for 236 yards and five TDs ... In all, he completed 62.9 percent of his prep passes (526-of-836) and owned nearly a 6-to-1 touchdown-to-interception ratio (86-15) ... Accounted for 111 touchdowns when including his 25 rushing scores, and averaged 7.1 yards for his career running the ball (231 for 1,637 yards) ... Top games as a senior: in a 38-17 playoff win over Palo Duro, he amassed 483 yards of total offense, as he rushed for 234 yards and two touchdowns on 17 carries, while completing 13-of-24 passes for 249 yards and two more scores; in a 75-16 rout of Riverside, he was 20-of-31 for 280 yards ... AND nine touchdowns (a city record); and in a 42-23 win over Ysleta, he was 20-of-29 for 295 yards (5 TDs), while rushing nine times for 76 yards ... His high-yardage came in a 28-14 win over Eastlake as a sophomore, when he was 19-of-33 for 324 yards and two scores ... Under coach Jesse Perales, Del Valle was 11-2 his senior season, 8-4 his junior year (district tri-champs) and 8-3 his sophomore season (district titlists) ... Lettered three times in basketball (small forward); he averaged 16.7 points, 6.0 rebounds and 2.8 assists per game ... Also lettered once in track, participating his senior year (sprints and jumps); he had career bests of 11.6 in the 100-meters, 6-6 in the high jump and 20-6 in the long jump.

ACADEMICS—He is majoring in Strategic Communications at Colorado (with a minor in Technology Arts and Media) ... He owned a 3.6 grade point average in high school where he was a member of the National Honor Society and was the recipient of the U.S. Army Reserve National Scholar-Athlete Award.

PERSONAL—He was born Jan. 14, 1997 in Oakland, Calif. ... Hobbies include playing basketball, dabbling in the fine arts (drawing and painting), and collecting socks: he has over 70 pair of all colors and designs he rotates through ... His father (Alfred) was a college quarterback at Texas Tech and Western New Mexico and played one season in the NFL



with the Oakland Raiders (1996) ... He is just the third El Paso recruit to ever sign with the Buffaloes (and second on the current team with TE Eddy Lopez).

Season	G	PASSING			RUSHING						
		Att-Com-Int	Pct.	Yds	TD	Long	Att	Yds	Avg.	TD	Long
2016	10	131-79-4	60.3	1,017	9	69t	51	231	4.5	1	32

DRIVE ENGINEERING

Season	Drives		Drives Ended By					Points		Pts./ Drive	Drive Efficiency		
	Started	TD	FG	FGA	PNT	DWN	TRN	SAF	CLK			RPL	Yielded
2016	55	14	5	0	22	2	5	0	5	2	112	2.04	39.6%

ADDITIONAL STATISTICS—NCAA Rating: 142.1 (2016). Sacked/Yards Lost: 8/57.



JACOB MORETTI, OL

6-4, 275, Fr., HS

Arvada, Colo.
(*Pomona*)



AT COLORADO: This Season (Fr.)—He enrolled at CU for the spring semester, but was unable to participate in spring drills with the team as he continued his rehabilitation of a knee injury suffered prior to the start of his senior year in high school.

HIGH SCHOOL—He was one of two recipients of the Gold 16 Adversity Award given out by Mile High Sports, was named to the Mile High Sports All-Colorado High School Football Squad and he also was a finalist for the Colorado Gatorade Player of the Year, despite missing his senior season due to a knee injury ... Was a first-team All-State, All-County and All-Conference selection as a junior when he was a two-way player on the offensive and defensive lines ... Earned invites to the U.S. Army All-American Game and Nike's "The Opening" in 2016, but was unable to participate in either due to the injury ... During his junior season he helped lead Pomona High School under coach Jay Madden to the Colorado Class 5A State Championship game and a 10-4 record. That year (2015) he recorded 30 tackles, 10 for losses and had five sacks on defense ... The Panthers were Jefferson County Champions his freshman, sophomore and junior seasons, going 9-3 in both 2013 and 2014 while reaching the state semifinals those two years ... As a sophomore he was named a second-team All-American by Max Preps and also garnered first-team All-State, All-County and All-Conference honors ... Recorded 21 tackles, eight tackles for losses, four sacks and recovered one fumble his sophomore season ... Was an honorable mention All-Jefferson County selection as a freshman when he played tight end and defensive end ... On defense, he posted 20 tackles, two of which went for losses, and an additional three sacks ... Also competed on the Panthers' track and field team, earning three letters ... He was the 2016 Class 5A champion in the shot put and helped his team win the 5A Boys State Championship his junior season ... Prior to starting high school he played with fellow Buff signee Dante Sparaco and Jonathan Van Diest on Team Colorado at the 2013 FBU National Championship, which is a 64-team single elimination national football tournament with sixth, seventh and eighth-grade brackets, culminating with Championship Weekend in Naples, Fla.

ACADEMICS—He is majoring in Integrative Physiology at Colorado ... He carried a 4.2 GPA in high school, where he graduated early so he could enroll early at CU.

PERSONAL—He was born in Grand Junction, Colo. on Aug. 20, 1998 ... Is the son of Susan and Matt Moretti.



CHRIS MULUMBA, DL

6-4, 280, Jr., JC

Helsinki, Finland
(*Mäkelänrinteen Lukio/
Diablo Valley College*)



AT COLORADO: This Season (Jr.)—He enrolled in classes for the spring semester and participated in spring drills ... Will have two years to play two in eligibility.

JUNIOR COLLEGE—He played one season at Diablo Valley College in 2015 for coach Mike Darr; he signed with Central Florida after his sophomore season but did not attend school there so he sat out the year and essentially took a redshirt season ... As a sophomore in 2015 he led DVC with 63 tackles, had nine tackles for losses and four sacks in 10 games ... Was a first-team All-Bay 6 League selection that season when he was a teammate of Kyle Trego, who signed with CU and was a sophomore defensive back for the Buffs this past fall ... Played his freshman season at Chabot Junior College in 2014 where he posted 35 tackles, four tackles for a loss and had one sack.

PRE-COLLEGE IN FINLAND—He did not play football in high school, but he did wrestle and was a state champion in 2009 ... Was a three-time Finnish national judo champion from 2009-11, a Scandinavian champion in 2010 and holds a black belt in the discipline ... He played for the Helsinki Roosters in 2012, which is a founding member of the American Football Association of Finland ... He served his mandatory one-year of military service for the Finnish Army where he trained as a scout.

ACADEMICS—He is majoring in Sociology at Colorado.

PERSONAL—He was born Oct. 10, 1992 in Finland ... His parents, Annina and Etienne Mulumba, are natives of the Democratic Republic of the Congo, but left there a year before he was born to escape that country's civil war ... Hobbies include watching movies and going on hikes ... Is fluent in English, French and Finnish ... His father is a teaching assistant at a Finnish school and his mother is a nurse ... Has two sisters, Audrey and Gloria, who both play basketball at Arizona Western College, and one younger brother, Etienne, Jr. (*Last name is pronounced muh-lum-buh.*)



CHASE NEWMAN, LB

6-2, 210, Fr., HS

La Mirada, Calif.
(*La Mirada*)




HIGH SCHOOL—Scout.com rated him as the No. 7 outside linebacker prospect in California and 11th-best in the west ... He led his team, coached by former Buff Mike Moschetti, to three Suburban League titles from 2014-16 with the Matadores winning a CIF Southern Section Southeast Division 2 title and a CIF State championship in 2015 ... Was an All-Whittier Daily News selection that season when he recorded 77 tackles, 10 tackles for a loss, nine quarterback hurries, one sack and two interceptions, both of which he returned for touchdowns ... One of those was in the Southeast Division Final against La Serna and the pick 6 sealed the victory ... In the



CIF championship final, he had four tackles and a sack in the 27-3 win over Campolindo while helping his defense hold the just 178 yards ... Against San Clemente he recorded 11 tackles, including two for losses ... His senior season he helped lead the Matadores to an 11-3 record and the CIF Southern Section Division 2 championship game before falling to Edison (Fresno) ... He only played in seven games his senior season, recording 28 tackles, 4.5 tackles for a loss, two interceptions and one sack ... Both of his interceptions came in a 62-0 win over Cerritos, and both were returned for touchdowns ... He played basketball for the Matadores his freshman year.

ACADEMICS—He is interested in studying business management at Colorado ... He carried a 3.5 GPA in high school.

PERSONAL—He was born March 5, 1999, in Torrance, Calif. ... Hobbies include playing video games, pick-up basketball games, snorkeling and body boarding ... His father, David, played football at Missouri and in the Canadian Football League where in 1980 he was a CFL All-Star and won the Frank M. Bibson Trophy as league's top rookie ... In six CFL seasons he caught 196 passes for 3,145 yards and 34 touchdowns while also returning on punt for a TD.



**K.D.
NIXON, WR**

5-8, 180, Fr., HS

DeSoto, Texas
(DeSoto)



HIGH SCHOOL—He was selected to play on the U.S. Under-19 National Team against Canada on Jan. 28, 2017 in the North American Championship at ESPN's Wide World of Sports Complex in Orlando ... *PrepStar* Magazine selected him to its Top 35 All-American team ... Helped lead his DeSoto High School football team coached by Todd Peterman to a 16-0 record and the Class 6A Division II state title, its first in school history ... DeSoto finished the season as the No. 2-ranked team in the country by MaxPreps' national rankings ... Was named to the 2016 SportsDay High School All-Dallas Area first team as a utility selection ... SportsDay also rated him as the No. 3 receiver in the Dallas Area ... In the state championship game, he caught a 28-yard touchdown pass on the final play of the first half to give the Eagles a 28-10 lead over Cibolo Steele ... Finished the title game with seven receptions for 63 yards and one TD ... Overall in 2016 he had 69 receptions for a team-high 1,148 yards and 11 touchdowns ... He was one of three wide receivers on his team who had over 800 yards receiving on the year ... Posted five 100-yard receiving performance in a 41-17 win over Duncanville ... A clutch performer down the stretch in DeSoto's state championship run, he scored seven touchdowns (five receiving) and recorded a pair of 100-yard games in the Eagles' six playoff games ... In the quarterfinals of the Region 1 playoffs, he caught 11 passes for 163 yards and one touchdown in a 48-30 victory over Carroll High School ... Had two 70-yard catches – his longest of the season – first against Irving High School and again against Abilene in a semifinal game of the Region I playoffs ... His junior season playing in nine games he caught 26 passes for 406 yards and a team-leading four touchdowns ... Two of those touchdown receptions came in the season opener against Mansfield, when he caught five passes for 102 yards.

ACADEMICS—He is interested in studying business and marketing at Colorado.

PERSONAL—He was born Feb. 21, 1999 in Methodist, Texas ... Hobbies include working out and reading the bible ... He has 13 brothers and sisters ... Full name is Kadarrian Nixon, but he goes by K.D.



**SAM
NOYER, QB**

6-4, 210, Fr., RS

Beaverton, Ore.
(Beaverton)



AT COLORADO: This Season (Fr.-RS)—Enters the fall listed second on the depth chart at quarterback after a solid spring: he completed 18-of-25 passes for 165 yards (2 TDs/0 INT) in the three main spring scrimmages, a 153.8 rating (he was 6-of-6 in the spring game with a score).
2016 (Fr.)—Redshirted; he did dress for 12 of 13 games plus the Alamo Bowl, helping signal in plays to the offense.

HIGH SCHOOL—Rivals.com ranked him as the No. 4 prospect in the state of Oregon (the top quarterback) as a senior, when he earned second-team All-State honors (Oregon.live) and first-team All-6A Metro League accolades ... Was his team's offensive most valuable player both as a junior and senior ... His senior year, he completed 62.6 percent of his passes, throwing for 2,801 yards and 28 touchdowns; he also rushed for 366 yards and eight scores ... As a junior, when he was third-team All-Metro (behind two college-bound quarterbacks), he completed 166-of-276 passes for 2,050 yards and 20 touchdowns (61.0 percent completion rate), while rushing 61 times for 247 yards and six more TDs ... As a sophomore, he threw for 2,384 yards with 21 touchdowns and just nine interceptions ... Thus in his prep career, he threw for 7,235 yards and 69 touchdowns ... Top games as a senior: in a 59-34 win over Century, he completed 34-of-42 passes for 363 yards and four touchdowns (one interception); in a 45-35 win over Westview, he was 22-of-29 for 313 yards and four scores (no picks); and in a 56-30 win over Willamette in the first round of the playoffs, he threw for over 300 yards and three touchdowns ... In a 42-17 win over Century as a junior, he was 16-of-27 for 320 yards and four scores (one interception); that same year in a loss to Sunset, he had one of his top rushing games, gaining 108 yards on six carries with a TD ... As a sophomore in the first round of the 6A state playoffs, he led 28th-seed BHS to a 35-34 overtime win over fifth-seed Sprague, as he threw for 252 yards and two touchdowns as well as the winning 2-point conversion pass in the extra session ... Under Bob Boyer, Beaverton was 9-3 his senior year (Metro League runner-ups), 5-5 his junior year and 6-6 his sophomore season ... He lettered four times in baseball (pitcher, outfield); he had a 5-2 record with a 1.98 earned run average with a .290 batting average as a junior, and was 3-1 (2.52 ERA) with a .333 average as a senior ... He also lettered three times in basketball (guard/forward).

ACADEMICS—He is enrolled in Colorado's College of Arts and Sciences, but is undecided on a major ... He was on the Honor Roll every semester at Beaverton High School his sophomore through senior years.

PERSONAL—He was born Oct. 9, 1997 in Portland, Ore. ... Hobbies include wakesurfing and wakeboarding with friends and spending time with his family ... An older brother (Taylor) played baseball at New Mexico State, and another older sibling (Matt) is an offensive intern at Oregon working with the quarterbacks ... Was the first player to commit in CU's 2016 recruiting class, doing so on June 2, and is the first prep player from the state of Oregon to sign with the Buffs since another Beaverton quarterback alum, Taylor Barton, did so in 1998. (**Last name is pronounced noyer.**)



ISAAH OLIVER, DB

6-1, 190, Jr., 2L

Goodyear, Ariz.
(Brophy Prep)



AT COLORADO: Career—His 20 career passes defended (19 breakups, one interception), ranks fourth among all players returning in the conference this fall.

This Season (Jr.)—Along with teammate Steven Montez, he earned the John Wooten Award for outstanding work ethic during spring ball ... Pro Football Focus ranked him No. 8 on its list of top 10 players in the Pac-12 returning in 2017 ... *Athlon Sports* selected him as a preseason second-team All-Pac-12 performer as a cornerback and to its fourth-team as a punt returner.

2016 (Soph.)—He played in all 13 games (starting two, at Oregon and versus Utah) in addition to starting in the Alamo Bowl, but he was a mainstay in the secondary as he was in for 440 snaps ... The coaches named him the recipient of the team's Bill McCartney Award, honoring a player for special teams achievement ... Recorded 25 tackles on the year, broke up 13 passes to tie for third on the team, and recorded eight third down stops ... Picked an opportune time for his first career interception (only one on the season), which came in the final two minutes in the 10-5 win at Stanford to help seal the victory; he had three tackles and two third down stops in the win against the reigning league champion Cardinal ... In taking over punt return duties for the second half of the season, he returned 14 for 164 yards and one touchdown ... Had he returned enough punts to meet the NCAA's statistical minimum, he would have ranked fourth in the Pac-12 and 11th in the FBS for the highest punt return average (11.7) ... Collected Pac-12 Special Teams Player of the Week and CU Athlete of the Week honors after the UCLA victory when he returned five punts for 124 yards, one covering 68 yards for a touchdown that came with 5:27 remaining to seal CU's 20-10 victory (CU's first punt return for a score since 2005) ... Return yardage was the most in a game by any Pac-12 player on the year and the fourth-most of any FBS player ... Became the first Buff to have over 100 yards in punt returns in a game since Josh Smith (4-108) against Eastern Washington in 2008; it was the most yards since Roman Hollowell had 6-148 against Fresno State in 2001 ... In addition to his big plays returning punts (he also had a 42-yard return against the Bruins), he also broke up two passes and had a third down stop ... Posted a season/career-high seven tackles – all solo stops – at No. 4 Michigan ... He recorded two tackles, a third down stop and one pass breakup while returning the first punt of his career, which covered 12 yards in a win at Oregon ... He recorded a pair of pass breakups in five different games (Oregon State, Arizona State, UCLA, Washington State and Washington).

2015 (Fr.)—He played in all 13 games, including nine of defense and three starts, all coming on the road (Arizona State, Washington State, Utah) ... In 216 plays from scrimmage, he racked up 19 tackles (16 solo), with six passes broken up, five third down stops, a tackle for zero and a touchdown save ... Had a season-high six tackles at Washington State (five solo; with three third down stops and two PBU's in the same game), and followed that up with four at Utah ... Earned 12 special team points on the season, accumulated by seven tackles (six solo), a forced fumble, a knockdown block on a return, a downed punt, a first downfield credit that altered an opponent return, and a caused penalty ... He had six of those points in the season finale at Utah, tied for the most in any game by a Buff for the season ... He reported to CU with the option of playing either wide receiver or cornerback, but settled for the defensive side of the ball.

TRACK & FIELD—He has competed two seasons in the decathlon on CU's outdoor track team, and is a two-time All-Pac-12 performer in the event ... As a sophomore, he finished fourth at the Pac-12 Championships with 7,394 points (just 136 out of the lead), and he won the 100-meter (10.82) and 400-meter (48.15) dashes and the long jump (24-1); placed second in the 110-hurdles (14.36) and the shot put (42-2) and third in the discus (121-

7) ... In just his second meet as a freshman, he finished seventh at the Pac-12s with 6,952 points (a huge leap from his first effort of 6,415 at the California Invite) ... As a sophomore in the California Invitational, he had posted the highest score by a CU decathlete in 43 years in rolling up 7,331 points in finishing third until topping it at the Pac-12 multis.

HIGH SCHOOL—He earned first-team All-State and All-Section honors as a senior, when he also garnered All-Arizona Super Top 25 honors and was ranked as the No. 19 overall prospect in the state of Arizona (Scout.com; No. 24 by the *Arizona Republic*) ... Was a second-team All-State and first-team All-Section as a junior ... Also captured one of the uniquely named awards out there his senior year: he was Friday Night Fever's Defensive Player of the Year ... The owner of a consistent 37-inch vertical leap, he blocked an incredible nine kicks (field goals or extra points) in his prep career ... As a senior, he caught 50 passes for 1,352 yards, averaging just a shade over 27 yards per catch, with 12 touchdowns and a long of 79; he had seven games with over 100 yards, and 10 receptions that exceeded 50 yards in length ... Rushed four times for 64 yards and two more touchdowns, and had 125 kick return yards; in all, he had 66 touches for 1,541 yards, averaging 23.3 yards for each ... On defense, he recorded 64 tackles (54 solo, four for losses), with seven interceptions, eight passes broken up, five blocked kicks and a hurried pass ... As a junior, he caught 22 passes for 413 yards (18.8 per) and seven touchdowns, with 256 kick return yards ... He had 56 tackles on defense (43 unassisted), with four interceptions, two deflections and two fumble recoveries along with four blocked kicks ... In his two-year varsity career, he had 111 offensive/special team touches for 2,212 yards, which averaged to 19.9 yards every time the ball was in his hands ... Top games as a senior: in a 45-0 win over Perry, he caught eight passes for 212 yards and two touchdowns; in a 49-19 win over Dobson, he had five receptions for 161 yards and three touchdowns; and in a 40-35 win over Desert Ridge, he caught five balls for 186 yards and was in on 10 tackles on defense ... As a junior, in a 28-14 win over Westview, he had a career-high 14 tackles (13 solo), with two catches for 57 yards a score ... Under coach Scooter Molander (the former Colorado State quarterback), Brophy Prep was 10-4 his senior year, claiming the Section IV title and reaching the state semifinals, 5-7 his junior season ... He lettered four times in track and field; a decathlete (like his father), he had personal bests of 10.70 in the 100-meter dash, 14.05 in the 110-hurdles, 36.53 in the 300-hurdles, 47.13 in the 400-meter dash and 23-2½ in the long jump ... He was All-State in track as a junior and senior; he was state champion in both hurdle events (110 and 300) and was on Brophy Prep's state champion 4x400 team (he was the anchor) ... He finished second in the state meet in the 300-hurdles and sixth in the long jump.

ACADEMICS—He is majoring in Strategic Communication with a minor in Business at Colorado ... He earned honorable mention Academic All-Colorado honors from the state's NFF chapter as a true freshman.

PERSONAL—He was born Sept. 30, 1996 in Phoenix, Ariz. ... Lists his "hobby" as spending time with his family – he has three brothers and three sisters ... Father (Muhammad), played cornerback at the University of Oregon and was a world-class decathlete (an NCAA track All-American); he was selected in the ninth round of the 1992 NFL Draft by the Denver Broncos and played five seasons in the league with five teams (Denver, Green Bay, Kansas City, Miami and Washington) ... An uncle (Damon Mays) was a wide receiver at Missouri and in the NFL with Houston and Washington ... He is very active in his community, working as a referee for youth flag football games through Vista Montessori and has worked weekends with the St. Vincent de Paul Society serving meals to the underprivileged.

Season	G	Plays	TACKLES										
			UT	AT—TOT	TFL	Sacks	TZ	3DS	Hurr	FR	FF	PBU	Int
2015	9	216	16	3—19	0-0	0-0	1	5	0	0	0	6	0
2016	13	440	22	3—25	1-5	0-0	0	8	0	0	1	13	1
Totals	22	656	38	6—44	1-5	0-0	0	13	0	0	1	19	1

ADDITIONAL STATISTICS—Punt Returns: 14-164, 11.7 avg., 1 TD, 68 long (2016); Interception Return Yards: 1-0, 0.0 avg. (2016).

Special Team Tackles: 6,1—7 (2015); 8,2—10 (2016).



SEBASTIAN OLVER, TE/LB

6-5, 250, Fr., HS


Kentfield, Calif.
(Marin Catholic)



HIGH SCHOOL—He played just two seasons of football at Marin Catholic for head coach Mazi Moayed, helping lead his team to the Marin County League Championship and an appearance in the CIF Division 3 title game with an 11-3 record ... Posted 53 tackles in 11 games as a senior, 16 for losses and had eight sacks en route to earning Marin Independent Journal Defensive Player of the Year honors ... His team's defense allowed a county-low 262.7 yards per game and just 140.6 in MCAL play when they went 7-0 in league games ... In his first season playing football, he was a first-team All-MCAL selection as a defensive lineman and also was named honorable mention as a punter ... Helped his team to a 12-2 record in his first season at Marin Catholic and an appearance in the CIF Open Division Small School championship game ... Played rugby and basketball growing up in Australia and while vacationing in the United States in 2014 he attended a Notre Dame football camp where he was urged by coaches there to play football ... He then moved to the United States and moved in with a teammate at Marin Catholic at the beginning of his junior season.

ACADEMICS—He is interested in studying international business at Colorado.

PERSONAL—He grew up in Brisbane, Australia and moved to America before the start of his junior year, when he moved in with a teammate. (Last name is pronounced *ole-ver*.)



HESTON PAIGE, OT

6-5, 270, Fr., HS

Highlands Ranch, Colo.
(ThunderRidge)



HIGH SCHOOL—Garnered first-team Colorado Class 5A All-State accolades his senior season as an offensive tackle and earned All-Colorado honors from the Mile High Sports Magazine ... Was also a first-team All-Conference selection as a both a junior and senior ... Under coach Joe Johnson, he helped the Grizzlies rush for 193.2 yards per game his senior year ... His top game that season came in a 35-13 win over rival Mountain Vista when he helped the Grizzlies rush for 403 yards and score five touchdowns ... Between his junior and senior seasons he participated in the Blue-Grey All-American Combine Colorado Regional that also featured fellow Buffalo signee Jalen Sami ... As a junior in a 14-10 win over No. 3-ranked Regis, he helped his team score 14 fourth-quarter points to come back and win ... His team went 7-5 and made it to the quarterfinals of the state playoffs his junior season, where they fell to Cherry Creek ... He also played on the basketball teams his freshman and sophomore seasons.

ACADEMICS—He was an All-State honorable mention academic selection as both a junior and a senior in high school where he carried a 3.6 GPA ... He is interested in studying special education at Colorado.

PERSONAL—He was born Oct. 14, 1998, in Littleton, Colo. ... Hobbies include pick-up basketball games, baseball and hanging out with friends ... Father, Bill, lettered for UCLA from 1986-89 and was on the same team as 1988 Davey O'Brien National Quarterback Award winner Troy Aikman ... Bill's UCLA teams in 1987 and 1988 both won 10 games under coach Terry Donahue and finished the season ranked in the top 10 ... His sister, Laura, started 44 games for Northern Colorado's softball team in 2017 and was a 2015 Big Sky All-Academic recipient.



T.J. PATTERSON, QB

6-3, 185, Sr., VR

Boulder, Colo.
(Boulder/Wyoming)



AT COLORADO: 2016 (Jr.)—He did not see any game action, but did dress for two games (Colorado State and Utah).

2015 (Jr.)—He did not see any game action, but did dress for the final two games after the injury to Sefo Liufau and he thus made the travel squad ... Joined the team as a walk-on in time for spring drills (he practiced regularly but did not appear in any of the four major spring scrimmages) ... Transferred to CU from Wyoming in June 2014 and after making up some credits, he fully enrolled in school for the spring semester; however, he was out of football the 2014 season.

AT WYOMING: 2013 (Fr.)—Redshirted; he did not see any action but practiced at quarterback ... Spent one week during the 2014 spring practices with the Cowboys with their new coaching staff, but decided he wanted to transfer and secured his release to look at other schools.

HIGH SCHOOL—He lettered three times in football – his senior year at Boulder High, his freshman and sophomore years at rival Fairview (he had to sit out 2011, his junior season, due to transfer rules) ... He was BHS's offensive most valuable player and team captain, and earned honorable mention All-North Metro League honors as a senior despite missing nearly half the season ... Ahead of his senior season, he was invited to three prestigious quarterback camps: at the National Underclassmen Combine Top Prospect Elite Camp, hosted by the University of Oklahoma, he placed in the top five among the 20 quarterbacks invited (after earning MVP honors at the regional combine the month before; and at the Ultimate 100 Camp in Los Angeles, he placed in the top three among 25 quarterbacks ... As a senior, he played in just five full games and a little over a quarter of a sixth, as he missed the better part of five contests after fracturing his right fibula in the second game of the season ... Completed 110-of-189 passes for 1,558 yards and 21 touchdowns (58.2 completion percentage); he threw eight interceptions ... Threw for over 200 yards in four games and three or more TDs five times ... Top games as a senior: he essentially saved his best for last, as in his final game as a prep performer in a 49-35 win over Thornton, he completed 28-of-32 passes for 403 yards and six touchdowns (no interceptions; that worked to a efficiency rating of 270.3); he set school records in that one for completion percentage (87.5), yards and TD passes ... In the game he was injured in, a 58-20 win over Prairie View, he completed all four of his passes for 71 yards – all for touchdowns (25, 6, 25 and 15 yards) – before leaving the game in the second quarter ... In a 56-35 loss to Arvada West, he was 29-of-54 for 393 yards (4 TD/3 INT) ... At Fairview, he was a reserve quarterback and appeared on a limited basis ... Under coach Jeff Santee, Boulder was 3-7 his senior year; under coach Tom McCartney, FHS was 4-6 his sophomore year and 12-1 his freshman season, the Front Range League champions, reaching the state semifinals.

ACADEMICS—He is majoring in Sociology at Colorado.

PERSONAL—He was born Nov.10, 1994 in Boulder ... Hobbies include



playing video games, golf, watching movies and spending time with friends and family ... Father (Tim) was a four-year letterman in skiing at Wyoming from 1977-80; a grandfather (Richard Patterson) was a pitcher with the St. Louis Cardinals; a cousin (Nate Matlock) played defensive end at Willamette from 2001-04 ... First name is Timothy.



**GRANT
POLLEY, OL**

6-4, 265, Fr., HS


Denton, Texas
(Denton)



HIGH SCHOOL—ESPN.com ranked him as the No. 20 offensive guard in the nation and Scout.com listed him as the No. 5 guard in Texas ... Over his junior and senior seasons he collected first-team All-State honors and had a total of 259 knockdown blocks while not allowing a single sack playing under coach Kevin Atkinson ... Played in the Under Armour All-American game on Jan. 1, 2017 in Orlando ... Was a 2016 Texas Associated Press Sports Editors Class 5A All-State first-team selection his senior year and also drew SportsDay HS All-Dallas Area second-team accolades ... According to the Texas Associated Press Sports Editors, he graded out at 93 percent his senior season when he was credited with 131 knockdown blocks and did not allow a single sack ... That season he helped lead the Broncos to a 9-2 record and into the first round of the UIL Texas State Class 5A Division I Championships ... He did miss four games his senior season due to a fractured kneecap ... As a junior he garnered first-team Texas AP Sports Editors Class 5A All-State honors when he graded out at 92 percent, had 128 knockdowns and did not allow a sack ... That year he led his team into the second round of the 5A Division I playoffs, finishing with a 9-3 record ... His team went 8-4 during his sophomore year.

ACADEMICS—He is interested in studying business at Colorado.

PERSONAL—He was born Oct. 5, 1998, in Denton, Texas ... Hobbies include playing video games, fishing and hanging out with friends ... His uncle, Greg Breaux, was drafted by the Philadelphia Phillies in the 47th round of the 1988 MLB June Amateur Draft out of Waltrip High School in Houston, Texas. (*Last name is pronounced poly.*)



**JARED
POPLAWSKI, TE**

6-4, 220, Fr., HS

Scottsdale, Ariz.
(Saguaro)




HIGH SCHOOL—He was selected to the 2016 All-USA Arizona Football Class 4A first-team after helping the Sabercats under coach Jason Mohns to a perfect 14-0 season and the Arizona Class 4A state championship ... It was one of four state championships he won in high school and he finished his prep career winning 25 consecutive games ... Helped the Sabercats outscore opponents 644-139 his senior year when he caught 17

passes for 250 yards and four touchdowns while on defense he posted 17 tackles, 5.5 tackles for a loss and 3.5 sacks ... As a blocker he helped his team rush for an average of 284.9 yards per game and he also blocked one field goal on special teams ... In a 35-20 win over Los Angeles' Junipero Serra he caught two passes for 81 yards and a touchdown ... His next game, which came against Valor Christian as part of the ESPN kickoff Classic televised nationally from Highlands Ranch, Colo., he had another touchdown reception ... Eight of his senior classmates signed NLI's to Division I football programs in the 2017 national recruiting class ... His junior season he led the Sabercats to a 12-2 record and the state championship ... He caught 32 passes for 438 yards and six touchdowns ... He also played basketball his freshman through junior seasons.

ACADEMICS—He is interested in studying business at Colorado.

PERSONAL—He was born June 30, 1999, in Phoenix, Ariz. ... Hobbies include snowboarding, skateboarding and hanging out with friends ... He was active in the community, volunteering at a hospital and as a youth sports coach ... His parents are Julie and Jay. (*Last name is pronounced pop-ul-law-ski.*)



**NICK
PORTER, PK**

6-0, 185, Soph., VR

Louisville, Colo.
(Fairview)



AT COLORADO: 2016 (Fr.-RS)—He did not see game action; dressed for two contests (Colorado State and Washington State) ... He practiced with the team all fall as a placekicker.

2015 (Fr.)—Redshirted; he practiced with the team after joining the program as a walk-on immediately after the start of the season.

HIGH SCHOOL—He did not play football in high school, but lettered in soccer as a sophomore, playing forward ... He scored 15 goals and had two assists on the Knight's team that reached the state's 5A semifinals, when FHS was 14-4-1 under coach Stan Jozwiak (going 8-2-1 in the Front Range League to finish third).

SOCCER—He developed quite an amateur resume in youth soccer, as he was a member of the Olympic Development (ODP) Region IV team, and earning the ODP's Golden Boot Award in regional play ... At the age of 15, he played in the International Showcase PSC Tournament in Denmark and in Sweden at the age of 16, both for the United States' U-20 team ... He was the "Young" player of the year as a sophomore in high school, and went on to participate in the Colorado Rapids Development Academy in both the 15/16 and 17/18 age groups ... Also played on local Brazilian teams when the family spent time in Guarapari, Brazil.

ACADEMICS—He is majoring in Sociology at Colorado while seeking a minor in Ethnic Studies.

PERSONAL—He was born Feb. 10, 1997 in Louisville, Colo. ... Hobbies include playing and coaching soccer and spending time with family ... He has aspirations of becoming an elementary school teacher.



DAVIS PRICE, PK

6-2, 185, Soph., 1L

Evergreen, Colo.
(Evergreen)



AT COLORADO: 2016 (Fr.)—He saw action in eight games after giving up a potential redshirt year due to injuries ... Was 4-of-6 on field goal tries, connected on 26-of-27 PATs and scored 38 points ... Also kicked off a total of 14 times, five of which went for touchbacks ... Saw his first career action at Oregon, becoming the fourth true freshman to play at CU on the year ... Had six kickoffs in the Oregon victory with one touchback and the Ducks only averaged 19.4 yards per return on his kickoffs ... The very next weekend against Oregon State he made his first career field goal attempt from 54 yards, a kick that was the longest in the nation in 2016 by a freshman as well as the CU record for the longest field goal made by a freshman and a first-ever field goal made (any class) ... For his efforts in the game, where he successfully connected on all five PAT attempts and two field goals (the other was from 22 yards), he was named the Pac-12 Special Teams Player of the Week (the first time since 2011 that a Buff received conference special teams player of the week honors) ... The next week at USC he connected on a 42-yard field goal with 4:49 left in the fourth quarter to pull the Buffs within four, 21-17 ... A recruited walk-on, he joined the team for summer workouts in June and was pressed into duty the fourth game of the season due to the season-ending injury to Diego Gonzalez.

HIGH SCHOOL—He earned first-team All-State honors at both placekicker and punter as a junior and senior, as well as earning first-team All-Metro North League honor both seasons (kicker; at punter, he was first-team as a senior and second-team as a junior) ... As a senior, he converted 37-of-38 extra points and 12-of-17 field goals (long of 47), scoring 73 total points; he saw 55 of his 63 kickoffs go for touchbacks (87.3 percent), with his first 27 going into the end zone or beyond before one was returned ... Averaged 34.3 yards for 32 punts (long of 51), with 10 inside-the-20 ... As a junior, he was 52-of-53 on PAT kicks and 12-of-19 on field goal tries (long of 44), scoring 88 total points ... He kicked off 75 times, 39 going for touchbacks (52 percent) and owned a 33.6 average for 26 punts (52 long, 12 inside-the-20) ... Saw spot duty as a sophomore, with 10 of 26 kickoffs going for touchbacks and punted twice ... Overall, he scored 161 points (89-of-91 PAT, 24-of-36 FG), and saw 63 percent of his kickoffs earn touchbacks (104 of 164) ... Top games: as a senior, he scored 16 points in a 40-8 win over Holy Family (4-of-4 on extra points, 4-of-4 field goals including his career long kick of 47 yards); in a 48-7 win over Weld Central, he scored 12 points (6-6 PAT, 2-2 FG) and also had all eight of his kickoffs go for touchbacks ... As a junior in a 39-22 win over Northridge, he scored 13 points (4-4 PAT, 3-4 FG) and he also had 13 in a 55-14 win over Thomas Jefferson (7-7 PAT, 2-2 FG) ... Under coach Rob Molhom, EHS was 9-3 his senior year, 11-1 his junior season and 8-3 his sophomore campaign; they were the Metro North champions twice and the Metro West titlists as a sophomore (16-0 in conference play those three years combined) ... He also lettered in rugby (flyhalf), earning first-team All-State honors in leading Evergreen to the 2014 state title, and in baseball (second base) ... He was inducted into Evergreen's High School Hall of Fame his senior year.

ACADEMICS—He is enrolled in Colorado's College of Arts and Sciences, but is undecided on a major ... He was named to the National Football Foundation's 2016 Hampshire Honor Society honorable mention team, which rewards those student-athletes who have in excess of a 3.2 grade point average, and also earned honorable mention Academic All-Colorado honors from the state's chapter of the National Football Foundation ... An Honor Roll student in high school, he earned first-team Academic All-State honors as a junior (and honorable mention honors as a senior).

PERSONAL—He was born Dec. 29, 1997 in Denver ... Hobbies include fishing, skiing and golfing ... His mother (Kerri) ran track at Long Beach

State and ran the 800-meter run in the Olympic Trials; his father (Doug) is an airline pilot and actually piloted one of CU's 2016 charter flights to its game at USC ... He was presented with the Bahai Award for his work as a leader with the Fellowship of Christian Athletes.

Season	G	SCORING		FG BREAKDOWN							Long	PTS
		EP-EPA	FG-/FGA	10-19	20-29	30-39	40-49	50-59	60+			
2016	8	26-27	4-6	0-0	2-3	0-1	1-1	1-1	0-0	54	38	

ADDITIONAL STATISTICS—Kickoffs: 14 Total, 9 Ret (2016).



COLBY PURSELL, OL

6-4, 285, Fr., HS

Valencia, Calif.
(Hart)



AT COLORADO: This Season (Fr.)—He joined the team in January as a grayshirt ... At the team's end-of-spring strength testing, he power cleaned 315 pounds ... During the fall of 2016 while he sat out of competition, he helped coach at his high school alma mater.

HIGH SCHOOL—A two-year starter at offensive tackle, he earned first-team All-Foothill League honors as a senior, despite missing the first four games of the season with a knee injury ... Upon his return, he helped his team average 150-plus yards rushing and over 200 yards passing per game, allowing just two quarterback sacks while only being called for a single penalty ... He played on the junior varsity as a sophomore, but was promoted to the varsity for the playoffs when Hart made a run to win the CIF Southern Section championship; even though he saw limited action, he called the playoff run his top moment in his high school career ... Under coach Mike Herrington, Hart was 7-4 his senior year, 8-4 his junior season and 12-3 during the championship sophomore campaign.

ACADEMICS—He is enrolled in Colorado's College of Arts and Sciences, but is undecided on a major ... An honor roll student in high school, he owned a 3.7 grade point average, earning straight A's his junior year.

PERSONAL—He was born Oct. 14, 1998 in Santa Clarita, Calif. ... Hobbies include camping, working out (owned a 365-pound bench press as a prep) and scuba diving; in fact, he is a certified rescue diver (which he attained when he was 15). (*Last name is pronounced per-sell.*)



DERRION RAKESTRAW, DB

6-2, 185, Fr., RS

Woodstock, Ga.
(Sequoyah)



AT COLORADO: This Season (Fr.-RS)—After going through spring drills as a wide receiver, the coaches moved him over to defensive back where he will line up for the first time at CU during fall camp.

2016 (Fr.)—Redshirted; he practiced as a wide receiver in his true freshman year with the Buffs ... He did dress for the first five games of the season.



HIGH SCHOOL—He earned honorable mention All-State honors as a senior, when he was also named first-team All-County in being named its athlete of the year; he was also a first-team All-County performer as a sophomore and junior and earned Sequoyah’s varsity receiver award three times (sophomore through senior seasons) ... Caught 42 passes for 659 yards and six touchdowns his senior year, averaging 15.7 yards per catch with two 100-plus yard games; on defense, he was in on 25 tackles (20 solo) with five interceptions ... Averaged 21.7 yards on 13 kickoff returns, and 7.8 on five punt returns ... As a junior, he caught 51 passes for 659 yards (12.9 per) and four touchdowns, while racking up 42 tackles (36 solo) with four interceptions playing cornerback ... Top games as a senior: in a 41-10 win over River Ridge, he caught eight passes for 206 yards and three touchdowns; in a 24-3 win over Cass, he had seven receptions for 108 yards and a score ... He also had two 100-plus yard games as a junior: he caught six balls for 136 yards and two TDs in a 27-0 win over River Ridge, and had a career-high nine receptions for 132 yards with a touchdown and seven tackles in a 31-28 loss to Creekview ... Under coach James Teter, Sequoyah was 4-6 his senior year, 6-6 his junior season and 8-3 his sophomore year ... He also lettered twice in basketball (power forward, did not play as a senior) and lettered four times in track (jumps); he is the school record holder in the high jump (6-4) and the long jump (23-9) and is a four-time state qualifier in those events (long jump three of those years; he finished seventh in the long jump as a senior).

ACADEMICS—He is enrolled in Colorado’s College of Arts and Sciences, but is undecided on a major ... He owned a 3.1 grade point average in high school.

PERSONAL—He was born March 4, 1998 in Fremont, Calif. ... Hobbies include playing most sports, spending time with friends, shopping for new gear and playing video games (Xbox in particular) ... His grandfather (Howard Burford) played college basketball at Gonzaga and was drafted by the NBA Portland Trailblazers with the third pick of the 11th round in the 1971 NBA Draft; and three cousins played college football: Terrance Mitchell (Oregon, currently a cornerback with the Kansas City Chiefs), Brian Thomas (Fresno State) and Kalvin Robinson (Western Kentucky). (*Last name is pronounced rake-straw.*)



TERRIEK ROBERTS, DE

6-6, 260, Fr., RS

Denver, Colo.
(*South*)



AT COLORADO: 2016 (Fr.)—Redshirted; he practiced at defensive end in his true freshman year in college ... He dressed for the Colorado State game.

HIGH SCHOOL—As a senior, he earned All-Colorado honors from the *Denver Post*, Six Zero Strength & Fitness and Mile High Sports Magazine; the latter also named him the co-defensive lineman of the year and the recipient of the “Concrete Charlie” Award (presented to the top two-way player) ... Six Zero cited him as an All-Colorado honoree on both offense and defense while MHS ranked him as the No. 5 overall prospect in the state of Colorado ... Garnered first-team 4A All-State honors (CHSAA) and was a two-time, first-team All-Mountain Conference performer ... A four-year varsity letterman, he moved into the starting lineup at offensive tackle in the third game of his freshman year and was a mainstay there the remainder of his career ... As a senior, he allowed just two quarterbacks, was flagged for just a handful of penalties and had 11 direct touchdown blocks as he was a big factor in South averaging 236 yards per game on the ground with 36 rushing touchdowns; one of the players he blocked for was Marcus Lindsay (the younger brother of CU’s Phillip), who

gained 1,511 yards on the season ... He played one year on defense (tackle) – his senior season – recording 35 tackles which included 11 quarterback sacks; he also had 15 hurries, five passes broken up, two blocked kicks (one punt, one field goal), two caused interceptions and a fumble recovery ... Under coach Tony Lindsay, Denver South was 8-4 his senior year, 8-3 his junior season, 9-3 his sophomore campaign and 12-2 his freshman year, reaching the state’s 4A championship game in the latter where South lost to Monarch, 17-14 ... The Rebels were 19-1 in league play those four seasons, winning two Plains League titles and one Mountain League crown ... He also lettered twice in basketball (center/power forward), playing on the varsity his sophomore and junior seasons.

ACADEMICS—He is majoring in Biological Sciences-MCDB (Molecular, Cellular & Developmental Biology) at Colorado ... He owned a 3.1 grade point average in high school, which included a 3.7 figure for his junior year.

PERSONAL—He was born Nov. 19, 1997 in Denver ... Hobbies include listening to music, playing basketball and working out ... His late grandfather (Eddie Wilson) was in the U.S. Army and was a World War II veteran ... Was very active in his high school’s annual food drive, from doing the heavy lifting to helping to distribute food to the needy in the Denver area ... His unique first name was given to him by his mother (Tamika), who is a big fan of the movie *Waiting to Exhale* that starred Whitney Houston; he is named after actor Donald Faison’s character in the film ... Was the second player to commit to the Buffs in their 2016 recruiting class, and is just the second Denver South recruit to sign with the Buffs since 1983, joining current junior tailback Phillip Lindsay. (*First name is pronounced terr-reek.*)

CASEY RODDICK, OL

6-4, 340, Fr., HS

Ventura, Calif.
(*St. Bonaventure*)



HIGH SCHOOL—Scout.com rated him as the No. 3 offensive guard prospect in California, No. 4 in the West and 30th overall in the country ... Helped the Seraphs under coach Adam Guerra to a 6-5 record his senior season when his team rushed for 209.4 yards per game ... That year he was selected as the Marmonte League Offensive Lineman of the Year ... The Ventura County Coaches Association also named him as the county’s offensive lineman of the year ... The Seraphs had a running back rush for over 100 yards in 10 of 11 games led by Chuck Wick, who with Roddick blocking for him, rushed for 1,680 yards and 16 touchdowns while going on to earn Marmonte League co-Offensive Back of the Year accolades ... His junior year he led his team to a 7-4 record and the first round of the 2015 CIF Southern Section Pac 5 Division playoffs ... He was also on the track and field team, competing in the discus and shot put. His top marks were 137 feet and 44 feet, respectively, in the events.

ACADEMICS—He carried a 3.3 GPA in high school and is interested in studying sports medicine and physical therapy at Colorado.

PERSONAL—Hobbies include spending time with family, cooking BBQ and working out ... His cousin, Charles Dillon, played football at Washington State and in the NFL ... An uncle, Rico Gross, played football at Cal-Lutheran ... He was active in the community, volunteering at the local Boys and Girls Club and coaching youth sports.



**DEVIN
ROSS, WR**

5-11, 180, Sr., 3L

Altadena, Calif.
(Bishop Alemany)



AT COLORADO: Career—He is tied for 15th in school history (with his position coach Darrin Chiaverini) with 97 receptions, and is 21st in receiving yards with 1,113.

2016 (Jr.)—He started all 13 games at wide receiver (usually at the H spot) in addition to the Alamo Bowl, earning honorable mention All-Pac-12 honors by the league coaches (was a second-team All-Colorado team pick by the NFF College Football Hall of Fame Colorado Chapter) ... Led the team in receptions with 66, which ranked as the fourth-most in the conference ... Had 765 yards receiving and five touchdowns, with all of his TDs coming in the first four games, the second Buffalo in the last three years to open a season with a TD catch in each of the first four games of a season (joining Nelson Spruce in 2014) ... He had a pair of 100-yard receiving games on the year, first with a season/career-high 153 yards at Oregon and later with 121 yards against Washington State ... His nine receptions in the win over No. 21 Utah was a season-high and matched his career-high ... Caught six or more passes in seven games – the most of any player on the team ... Opened the year with a team-leading eight receptions that went for 97 yards and one touchdown in the win over Colorado State ... Followed that game up with another touchdown catch in week two, which was the first of eight touchdowns CU scored in the 56-7 victory ... In week three at No. 4 Michigan he did something no other Buffalo has done since 1982 (when HB Richard Johnson did so) and that was catch two touchdown passes in the first quarter ... Finished the Michigan game with a team-high seven receptions that went for 78 yards and the two scores ... In week four at Oregon he had 135 yards receiving on seven catches with one touchdown ... Earned 33 first downs (32 receiving), fourth-most on the team.

2015 (Soph.-RS)—He played in all 13 games, including six starts, in finishing fifth on the team in receiving ... Caught 25 passes for 324 yards and two touchdowns, averaging 13.0 yards per reception ... Had five plays of 20-plus yards and eight that went for 10 or more, while earning nine first downs ... Had career/season-highs of nine receptions for 101 yards at UCLA, with another top game at Arizona State when he caught two balls for 90 yards, including a 68-yard TD pass from Sefo Liufau ... His other score covered 24 yards and it came against Colorado State in Denver, the first touchdown of his career ... Both of his touchdowns came on third down plays, and out of eight third/fourth down receptions, five earned first downs ... Caught the winning touchdown pass in the spring game, hauling in a 70-yard catch and run from Liufau that gave the Gold team a 14-10 win ... He had nine receptions for 110 yards and two touchdowns in the four main spring scrimmages.

2014 (Soph.)—Redshirted; though entering the fall listed second on the depth chart at the “H” receiver position, he was slowed in camp by a pulled hamstring and a knee sprain and decided to take his redshirt season ... He caught three passes for 27 yards in major spring scrimmage action.

2013 (Fr.)—He saw action in 10 games, playing for the first time in the second game of the season, but he missed the finale at Utah after suffering a concussion the previous game (USC) ... Caught six passes for 24 yards on the year, including one for seven yards against Central Arkansas in his first collegiate game; his top game was at UCLA, when he caught two passes for 11 yards ... On special teams, he returned five kickoffs for 107 yards (21.4 per), with most of those coming at Arizona State (4-for-86).

HIGH SCHOOL—He earned *PrepStar* All-West Region honors at wide receiver as a senior, with *SuperPrep* naming him to its preseason All-Far West team (the No. 102 overall player in the California-Hawaii-Nevada region and the 17th receiver) ... Scout.com named him to its West 150 team, the No. 112 player overall and the 15-ranked receiver on the list ...

Earned first-team All-Serra League accolades and the *Los Angeles Daily News* selected him second-team All-Area ... Played in the Semper Fidelis All-American Bowl (Carson, Calif.), where he caught one pass and returned a kickoff 18 yards ... Was a second-team All-Serra League performer as a junior, his first year on the varsity after being named the team’s Most Valuable Player on the Junior Varsity his sophomore year ... As a senior, he caught 32 passes for 523 yards and four touchdowns, averaging 16.3 yards per catch ... Averaged over 45 yards on four kickoff returns, including two he ran back for touchdowns (long of 99 yards) ... Caught 17 passes for 380 yards (22.4 average) with a touchdown as a junior, when he saw some spot play at running back and gained 50 yards on a handful of carries ... He also returned six kicks (punt and kickoff) for touchdowns ... Was an occasional starter at cornerback on defense, racking up 17 tackles (seven solo) as a senior, with two pass deflections and a fumble recovery his senior year; he had 12 tackles and two interceptions as a junior ... Top games as a senior: in a 54-14 win over J.W. North, he caught three passes for 100 yards and two touchdowns, including a 74-yard bomb, and returned the second half kickoff 99 yards for a third score; and in a 56-35 win over Bishop Amat, he caught two passes for 93 yards, one of which covered 79 yards for a touchdown ... Top game as a junior came in a 28-21 win over Crespi, when he caught seven passes for 130 yards and a TD ... A two-year letterman for Coach Dean Herrington, Alemany was 9-3 his senior year, losing in the Pac-5 Quarterfinals, and 8-3 his junior season, winning the Serra League title both years ... He also lettered in track as a sophomore, participating in sprints (career bests of 11.3 in the 100-meters and 23.1 in the 200); he has trained with the team in the spring but did not compete after his sophomore year.

ACADEMICS—He is majoring in Sociology at Colorado ... He owned a grade point average in excess of 3.1 at Bishop Alemany where he was a member of the Honor Roll his freshman through senior years.

PERSONAL—He was born Aug. 12, 1995 in Los Angeles, Calif. ... Hobbies include watching movies ... A cousin and teammate, Steven Mitchell, is a senior wide receiver at Southern California, where two other cousins played: Chris Hale (cornerback, who spent time in the NFL with Buffalo) and William Harris (safety) ... Active in community service in high school, he volunteered at a local shelter and collected food and clothing.

Season	G	RECEIVING			TD	Long	High Games	
		No.	Yds	Avg.			Rec	Yds
2013	10	6	24	4.0	0	11	2	11
2015	13	25	324	13.0	2	68t	9	101
2016	13	66	765	11.6	5	61	9	153
Totals	36	97	1113	11.5	7	68t	9	153

ADDITIONAL STATISTICS—Rushing: 1-3, 3.0 avg., 0 TD (2015); 3-10, 3.3 avg., 0 TD (2016).

Kickoff Returns: 5-107, 21.4 avg., 28 long (2013).



**BRADY
RUSSELL, LB**

6-3, 230, Fr., HS

Fort Collins, Colo.
(Fossil Ridge)



HIGH SCHOOL—He was a two-time first-team Front Range League selection as a defensive end as well as drawing second-team honors at tight end his senior year ... Was named his team’s MVP as both a junior and senior ... Posted 46 tackles, 14 tackles for losses, 10.5 sacks, one pass breakup, one fumble recovery and one forced fumble on defense his senior year ... Caught seven passes for 148 yards and two touchdowns ... As a junior he posted 61 tackles, 11.0 sacks, one forced fumble and three fumble recoveries ... His sophomore campaign, his first on varsity, he recorded seven tackles ... Lists winning the city championship for the first



time in school history as a senior, when he helped lead his team to a 7-3 record, as his biggest moment in high school

ACADEMICS—He is interested in studying Business at Colorado.

PERSONAL—He was born Aug. 31, 1998 in Camp Pendleton outside of San Diego, Calif., when his father served in the military ... Hobbies include hunting and fishing ... Father, Randy, played football at Arkansas; an uncle, Matt Russell, was a consensus first-team All-American at Colorado and is the current Director of Player Personnel for the Denver Broncos (he won the 1996 Butkus Award and was a fourth round pick of the Detroit Lions in the 1997 NFL Draft; he's also a member of CU's Athletic Hall of Fame) ... A brother, Tyler, is on the U.S. Naval Academy track and field team where he was a 2015 and 2016 NCAA East Regional Qualifier in the high jump while another brother, Cody, played defensive end at Northern Colorado from 2012-14 ... A uncle, Marc Booth, played football at Arkansas ... He has held previous summer jobs in construction and at a restaurant and lists his desired profession to be a NFL player or scout.

JALEN SAMI, DT

6-6, 320, Fr., HS

Colorado Springs, Colo.
(Vista Ridge)

HIGH SCHOOL—He was a second-team 5A-4A All-Area selection of The Gazette and also drew second-team All-State accolades from CHSAANow.com ... Also garnered first-team All-Pikes Peak League honors while being selected as its co-Defensive Lineman MVP ... His senior season during a 6-5 year under coach Jerimi Calip, he recorded 55 tackles in nine games ... Was credited with nine sacks and 15.5 tackles for a loss ... In a 24-22 win over Dakota Ridge, he posted 10 tackles, 4.5 tackles for a loss and 2.5 sacks ... In seven of his nine games he played in, he was credited with multiple tackles for losses ... Had four games recording seven or more tackles, which also included a nine-tackle (two for losses) performance against Pine Creek and eight tackles (again with two for losses) versus Rampart ... Between his junior and senior seasons he participated in the Blue-Grey All-American Combine Colorado Regional that also featured fellow Buffalo signee Heston Paige ... His junior year he anchored the defensive line for Vista Ridge's playoff team that won the Pikes Peak League and finished the season 9-2 ... He had 30 tackles for the Wolves that year, including nine for losses, and four sacks ... He also recovered one fumble and had three passes batted down at the line of scrimmage ... He was on the track and field team where he was an honorable mention selection as a junior to *The Gazette's* Boys' Track and Field All-Area teams.

ACADEMICS—He is undecided on a major, but is interested in becoming a coach or a teacher.

PERSONAL—He was born May 6, 1999, in Colorado Springs, Colo. ... Hobbies include playing sports and games and he loves music and signing ... He can play the ukulele and the piano ... He is one of four children of Relva and Taleo Sami ... His father served eight years in the Army and now works at Fort Carson while his mother works at the Colorado Springs' airport ... His older brother, Grady, is a junior offensive lineman at Southern Utah. (**Last name is pronounced psalm-me.**)



JAISEN SANCHEZ, DB

6-1, 200, Jr., 1L

Kapolei, Hawai'i
(St. Louis)



AT COLORADO: 2016 (Soph.)—He sat out the entire season continuing his rehabilitation from knee surgery ... Suffered torn knee ligaments in spring practice (March 30), and underwent surgery two weeks later (April 14).

2015 (Fr.-RS)—He played in all 13 games (no starts), appearing in two briefly on defense and in all on special teams ... Did not record any defensive statistics for the seven snaps he was in, but he did accumulate eight special teams points on the strength of seven knockdown blocks and a downed punt ... Had six tackles (four solo) in the four main scrimmages, in one of which he returned a blocked field goal 65 yards for a touchdown ... He won the Iron Buffalo Award for the defensive backs during spring practice, as it recognized his hard work, dedication, toughness and total lifting performance.

2014 (Fr.)—Redshirted; he practiced in the secondary and on the scout teams the entire fall.


HIGH SCHOOL—As a senior, he earned first-team All-State honors from the Honolulu Star-Advertiser, as well as first-team All-Interscholastic League and first-team Scoring Live accolades ... Started the year out at safety and was moved to cornerback about halfway through, finishing the season with 52 tackles (35 solo, three for losses), with 16 passes broken up and three interceptions, one of which he returned for a touchdown ... As a junior, playing both corner and then safety, he racked up 70 tackles (50 solo, 10 for losses), with 12 deflections, an interception and a forced fumble ... He played junior varsity as a sophomore but was called up late in the year and saw action in one game, making three tackles ... As a freshman, he played slotback, his only time on offense as a prep, and primarily appeared in a reserve role ... Top games as a senior included the state's All-Star game at the end of the year, when as a member of the East team, he had five passes broken up and an interception while not allowing a completion by the state's best receivers ... In a 55-0 win over Baldwin, he had three deflections and returned an interception 30 yards for a touchdown, and in a 45-24 win over Kahuku, he had three break-ups and an interception ... Under coach Matt Wright, St. Louis was 6-3 his senior year and 5-5 his junior season; under coach John Hao, St. Louis was 6-4 his sophomore season ... He also lettered four times in track (sprints and relays); he owned career bests of 11.1 in the 100-meter dash and 22.6 in the 200.

ACADEMICS—He is majoring in Communication at Colorado ... He made St. Louis School's Principal's List for the first time in the fall of his senior year and repeated for his final semester (he owned a 3.2 cumulative grade point average; 3.6 for his senior year).

PERSONAL—He was born July 4, 1996 in Honolulu, Hawai'i ... Hobbies include going to the beach and playing basketball. (**First name is pronounced Jy-son, as in Tyson.**)

Season	G	Plays	TACKLES		TFL	Sacks	TZ	3DS	Hurr	FR	FF	PBU	Int
			UT	AT—TOT									
2016	2	7	0	0—0	0-0	0-0	0	0	0	0	0	0	0

ADDITIONAL STATISTICS—Special Team Points: 8 (2015)



CHASE SANDERS, S

6-0, 180, Fr., RS

Jupiter, Fla.
(Jupiter)




AT COLORADO: 2016 (Fr.)—Redshirted; he dressed for one game (UCLA).

HIGH SCHOOL—He garnered first-team All-Conference honors as a junior and was selected as a second-team honoree his sophomore year ... Played both cornerback and wide receiver under coach Doug Uccellini ... Posted 75 tackles on defense with four interceptions, seven pass breakups, three forced fumbles, two fumble recoveries and he blocked two field goals ... Caught a 37-yard touchdown pass in a 50-23 loss to Palm Beach Central.

ACADEMICS—He in undecided on his major at Colorado ... Was an Honor Roll student in high school.

PERSONAL—He was born Sept. 25, 1997 ... Is the son of Erica and Douglas Sanders.



LAVISKA SHENAU, JR., WR

6-1, 205, Fr., HS

DeSoto, Texas
(DeSoto)



HIGH SCHOOL—He was selected to play on the U.S. Under-19 National Team against Canada on Jan. 28, 2017 in the North American Championship at ESPN's Wide World of Sports Complex in Orlando ... In the game he helped the U.S. National Team win 33-11 and caught a touchdown pass in the win ... Helped lead his DeSoto High School football team coached by Todd Peterman to a 16-0 record and the Class 6A Division II state title, its first in school history ... DeSoto finished the season as the No. 2-ranked team in the country by MaxPreps' national rankings ... He caught a 51-yard touchdown pass in the third quarter of the state championship game, which gave DeSoto a 35-17 lead ... Finished the title game with six receptions for 104 yards and one TD ... Posted 46 receptions for 825 yards and nine touchdowns his senior year ... Averaged 17.9 yards per catch with a long of 75 yards, which came in his most productive game of the season in the 55-41 win over Cedar Hill ... In that game he caught six passes for 172 yards and one touchdown ... Had two touchdown receptions in a pair of games, first in the third game of the season during a 49-43 win over Midland and in the last game of November in a 49-45 victory over Abilene during the Region I playoff semifinals ... During a 6-6 junior season he had 27 receptions for 477 yards and three touchdowns ... In the season opener that year he caught four passes for 161 yards, which included an 86-yard touchdown catch ... He played basketball as a freshman.

ACADEMICS—He is interested in studying mechanical engineering at Colorado.

PERSONAL—He was born Oct. 5, 1998, in Irving, Texas ... Hobbies include

playing video games, the puzzle game Sudoku and pick-up basketball games ... He spent time volunteering in high school to honor local veterans ... He is the son of Annie and Laviska Sr.; his father passed away when he was 10 ... A cousin, Khari Harden, played two seasons (2013-14) at Auburn before transferring to Tulsa. *(Name is pronounced lu-visk-uh shuh-nault.)*



WILLIAM SHERMAN, OL

6-3, 295, Fr., HS

Allen, Texas
(Allen)



HIGH SCHOOL—A second-team All-District selection as a senior, he was the offensive lineman of the year for Allen High School playing under coach Terry Gambill ... Playing on the varsity team from his sophomore year on, he helped the Eagles compile a 44-2 record, which included a 16-0 sophomore season when they won the Class 6A Division I state championship ... His next two years his teams went 14-1 and reached the semifinals of the state playoffs each season ... Garnered honorable mention all-district honors as a junior ... Listed his top games as the semifinal loss to Westlake his junior season and two games his sophomore year – the first was in a state semifinal win over Skyline when the Eagles scored 52 points off 603 yards of offense; then the state championship game that the Eagles won 47-16 when he blocked for quarterback Kyler Murray, who threw for 316 yards and five touchdowns against Cypress Ranch playing at AT&T Stadium.

ACADEMICS—He carried a 3.3 GPA in high school ... Is interested in studying international business or marketing at Colorado.

PERSONAL—He was born May 27, 1999, in Raleigh, N.C. ... Hobbies include video games and traveling.



JACK SHUTACK, OL

6-6, 290, Soph., TR

Western Springs, Ill.
(Nazareth Academy/
Rutgers)



AT COLORADO: This Season (Soph.)—He joined the program as a walk-on in June 2017; because he did not obtain an associate's degree at the College of DuPage, he is not eligible for competition this season and has to sit out ... Will be a practice squad member during what will be his redshirt sophomore year and he will have two seasons of eligibility with the Buffs once eligible in 2018.

AT COLLEGE OF DuPAGE: 2016 (Fr.-RS)—He was enrolled in classes at the small junior college just outside of Chicago; he did not participate in any sport in 2016.



AT RUTGERS (2015, Fr.)—Redshirted

HIGH SCHOOL—He was coached by Tim Racki at Nazareth Academy in the Chicago suburbs where he was a three-year starter at left tackle ... Did not surrender a sack during senior or junior seasons ... Named first-team *Pioneer Press* as a senior ... His team went 14-0 and won its first 6A state championship in school history ... Was a part of offensive line that cleared the path for 248 yards on 63 attempts in title game ... High school ran a no-huddle offense ... Played on what was regarded as one of the top offensive lines in Illinois ... Named to *Chicago Tribune* 2014 Preseason Top 50 Players List ... Earned Lineman MVP at the 2014 Core 6 Showcase ... Also attended 2014 Nike Football Training Camp held in Chicago ... A consensus three-star recruit ... Rated No. 17 prospect out of Illinois by ESPN.com, No. 23 by 247Sports, No. 32 by *Scout* and No. 35 by Rivals ... Ranked as No. 77 offensive tackle nationally by ESPN.com and No. 5 at his position by *Scout*.

ACADEMICS—He intends on studying marketing at the University of Colorado.

PERSONAL—He was born Sept. 17, 1996 ... Hobbies outside of football include skiing and snowboarding ... Growing up his family would make trips every Christmas vacation to go skiing, often going to Beaver Creek and in 2016 they went to Jackson Hole ... He has been active in his community, volunteering at the Greater Food Depository of Chicago and with the Soup Kitchen of New Jersey when he was at Rutgers.



KOLTER SMITH, OL

6-2, 270, Fr., RS

Edmond, Okla.
(Deer Creek)



AT COLORADO: 2016 (Fr.)—Redshirted; he dressed for one game (Idaho State).

HIGH SCHOOL—Under coach Grant Gower he helped lead the Antlers to a 9-4 record and the second round of the Class 5A playoffs his senior season ... He stood 5-8 as a sophomore, but as a junior sprouted up six inches to 6-2.

ACADEMICS—He is enrolled in Colorado's College of Arts and Sciences, but is undecided on a major.

PERSONAL—He was born March 5, 1998 ... His father, Kyle, was a two-year starter at left tackle for the Buffs; during his five-year CU career in the mid-90's he was a part of Colorado teams that appeared in two Fiesta Bowls, one Cotton Bowl, one Holiday Bowl and one Aloha Bowl.



DANTE SPARACO, OLB

6-5, 245, Fr., HS

Englewood, Colo.
(Cherry Creek/
IMG Academy)



AT COLORADO: This Season (Fr.)—He enrolled at CU for the spring semester and participated in spring drills with the Buffs.


HIGH SCHOOL—He played for three different high schools in his prep career; as a freshman and sophomore at Glenwood Springs High School, a junior at Cherry Creek High School and a senior for the IMG Academy in Bradenton, Fla. ... He was a two-way player for his first three years of high school, playing defensive end/outside linebacker on defense and quarterback/receiver on offense ... Over the course of his prep career he recorded 156 tackles, 28 for losses, had 14 sacks, six force fumbles, three fumble recoveries, 25 quarterback pressures and four pass breakups ... His senior season at IMG Academy he helped lead his team coached by Kevin Wright to a 12-0 record and a No. 2 national ranking by USA Today ... A starting defensive end on the Ascenders undefeated team, he was a first-team Blue-Grey All-American selection ... As a senior he recorded 71 tackles, 11 for losses, six sacks, three forced fumbles, two fumble recoveries, nine quarterback hurries and one pass breakup ... In a nationally televised game on ESPN against Grayson High School, the then No. 2-ranked team in the state of Georgia, he had three tackles for a loss, two sacks and one fumble recovery in a 26-8 victory ... In the Honor Bowl against No. 7 Corona Centennial, another nationally televised game on Fox Sports, he recorded 11 tackles and a sack in a 50-49 victory ... IMG's third nationally televised game of the season was also on Fox Sports, this time against Long Beach Poly, which IMG won 34-0 ... In that win he posted 12 tackles, three for losses and he had two sacks ... In the Armour Bowl against No. 18 St. Johns College, he recorded eight tackles, two for losses and one sack in a 35-14 victory ... Spent his junior season at Cherry Creek High School playing under head coach and former Buffalo Dave Logan, a season in which the Bruins went 10-3 and advanced to the quarterfinals of the Colorado Class 5A playoffs ... That year he was named a USA Football National U-16 All-American and played in the International Bowl versus Team Canada, where he was a team captain ... Was also named to Tom Lemming's Prep Football Report Preseason All-America team entering his junior year ... Playing quarterback his freshman and sophomore seasons at Glenwood Springs High School he was 200-of-330 passing (60.6 percent) for 2,429 yards and 14 touchdowns versus six interceptions ... He also ran 177 times for 1,072 yards with 17 TDs, giving him 3,501 yards of total offense with 31 total touchdowns ... Glenwood Springs went 8-4 his freshman season and 6-5 his sophomore year, advancing to the Colorado Class 3A quarterfinals in the playoffs both seasons ... Garnered Denver Post All-State honorable mention accolades his sophomore season and was named to Tom Lemming's Prep Football Report All-American team ... Prior to high school he played with fellow Buff signees Jake Moretti and Jonathan Van Diest on Team Colorado at the 2013 FBU National Championship, which is a 64-team single elimination national football tournament with sixth, seventh and eighth-grade brackets, culminating with Championship Weekend in Naples, Fla. ... Won the 2013 National Prep and Youth Football Association National Championship as a member of the Creek Red Nation Football Club.

ACADEMICS—He is majoring in Neuroscience at Colorado ... He carried a 3.8 GPA in high school.

PERSONAL—He was born on Sept. 15, 1998 in Raton, N.M. ... Hobbies include hunting and fishing ... His father, Dino, played linebacker at Montana State while his grandfather, Mike Sparaco, played football and wrestled at Trinidad State Junior College and Eastern New Mexico ... His grandfather was inducted into the College Wrestling Hall of Fame ... He was the 1967 NJCAA 191-pound weight class National Champion ... Mike



coached football at Raton (N.M.) High School for 24 years, 17 as head coach and he was the 1993 New Mexico High School Coaches Association Football Coach of the Year ... He was a VFW Patriots Pen Essay National Finalist.



JAMES STEFANO, PK

6-1, 185, Fr., HS

Melbourne, Australia
(Rose Hill Secondary College)



PRIOR TO COLORADO (Football)—He trained periodically over the course of the past six seasons at ProKick Australia, an academy developed to assist in the transition to American football by providing the fundamentals of punting and kicking ... Alumni of the academy include the last four Ray Guy Award winners; Tom Hornsey of Memphis in 2013, Tom Hackett of Utah in 2014 and 2015 and Mitch Wishnowsky of Utah in 2016. His long field goal at ProKick was made from 63 yards out.

PRIOR TO COLORADO (Soccer)—He comes from a soccer background in Australia where he has elite level experience as a defender ... Represented Australia on its U19 team, a youth progression team that is the feeder squad to the Olympic team ... He was a captain of that U19 Victorian team and from there was selected onto the Australian National team ... Played professionally, most notably in two stints for South Melbourne FC, first from 2005-06 before he signed again with them in 2010, and also for Heidelberg United from 2008-09.

ACADEMICS—He is interested in studying business and journalism at Colorado, but is currently enrolled as an open option major within CU's College of Arts and Sciences as he begins his career at CU.

PERSONAL—He was born April 15, 1987 ... He married the former Laura Monaco on May 19, 2017 ... Hobbies include training and watching sports ... His grandfather, Ari Armenopoulos, was an Olympic rower.



JACOB STOLTENBERG, LB

6-0, 240, Fr., RS

Sugar Land, Texas
(Clements)




AT COLORADO: 2016 (Fr.)—Redshirted; he dressed for one game (Idaho State).

HIGH SCHOOL—He played middle linebacker as a senior and center as a junior in high school under coach Keith Knowles ... Intercepted two passes and forced one fumble his senior year.

ACADEMICS—He is majoring in Communications at Colorado.

PERSONAL—He was born Feb. 6, 1998 ... His father, Bryan, was a consensus first-team All-American as a senior at Colorado in 1995 ... He was a two-time first-team All-Big Eight performer (1994, 1995) and became only the second center in school history to be named all-conference twice (joining Jay Leeuwenburg) ... Bryan went on to be a sixth round pick by San Diego in the 1996 NFL Draft (192nd overall) and played in 50 career NFL games with three teams over five seasons ... Bryan was severely injured in a car accident in Houston in December 2012, and passed away from complications that developed on Jan. 4, 2012 at the age of 40 ... Family is close friends with USC head coach Clay Helton; Clay was friends with Bryan Stoltenberg as the two both graduated from Clements High School.



DANIEL TALLEY, DB

6-2, 210, Jr., 1L

Aurora, Colo.
(Regis/CSU-Pueblo)



AT COLORADO: This Season: This Season (Jr.)—In the team strength and conditioning testing at the end of the spring semester, he power cleaned 345 pounds (tied for second-best on the team).

2016 (Soph.)—He saw his first career action as a Buffalo, playing in the first four games of the season ... Earned five points on special teams where he recorded two tackles and had three knockdown or springing blocks on kick returns ... Joined the team as a walk-on prior to spring practice. He recorded four tackles (three solo) in the spring game ... He transferred to CU from Colorado State University-Pueblo.

AT CSU-PUEBLO (2014, Fr.)—Redshirted; he practiced all year at the safety position ... Under coach John Wristen, a former CU assistant coach, CSU-Pueblo went 14-1 and won the Division II national championship.

HIGH SCHOOL—He earned first-team All-Continental League honors at safety in both his junior and senior seasons ... As a senior, he racked up 59 tackles (34 solo, one for a loss), with six passes broken up, four interceptions and a quarterback hurry; he also returned one kickoff for 36 yards ... His junior season saw him post 37 tackles (28 solo), with three pass deflections and an interception ... Top games: as a senior, in a 26-7 win over Horizon, he recorded a career-high 14 tackles (10 solo) with an interception; in a 35-12 win over ThunderRidge, he was in on seven tackles (six unassisted), with an interception and a pass break-up ... As a junior in a 28-21 loss to Chaparral, he had seven tackles (all solo) ... Under coach Mark Nolan, a former CU staff member for coach Dan Hawkins, Regis was 9-2 his senior year, winning the Continental League title, and 5-6 his junior season.

ACADEMICS—He is majoring in both Integrative Physiology and Psychology at Colorado ... He was an Academic All-State team member his junior and senior years in high school.

PERSONAL—He was born Sept. 1, 1995 in Aurora, Colo. ... Hobbies include playing most sports and hiking.

Season	G	Plays	TACKLES		TFL	Sacks	TZ	3DS	Hurr	FR	FF	PBU	Int
			UT	AT—TOT									
2016	2	21	0	0—0	0-0	0-0	0	0	0	0	0	0	0

ADDITIONAL STATISTICS—Special Team Tackles: 1,1—2 (2016)



**BRETT
TONZ, OL**

6-3, 295, Soph., 1L

Peoria, Ariz.
(Centennial)



**KYLE
TREGO, DB**

6-0, 195, Jr., 1L

Discovery Bay, Calif.
(Liberty/Diablo Valley
College)



AT COLORADO: This Season (Soph.)—In the team’s strength and conditioning testing at the end of the spring semester, he power cleaned 345 pounds (tied for second-best on the team) ... After playing on the defensive line for his first two seasons in the program, he was moved over to the offensive line for spring practices.

2016 (Fr.-RS)—Appeared in nine games in addition to the Alamo Bowl, playing 16 snaps on defense and he was on the field goal/PAT team for 39 tries ... Defensively, he recorded one tackle on the year, which came in the season opener against Colorado State.

2015 (Fr.)—Redshirted; he practiced all fall on the defensive line.

HIGH SCHOOL—He earned first-team All-State honors from the AzFCA (Arizona Football Coaches Association) on defense, and earned first-team Division II-Section III honors on both offense and defense (he made the All-Arizona Team for Division II) ... Was ranked the No. 65 overall player in the state of Arizona before the season; by the end of the year, he zoomed into the top 20 (Arizona Republic) ... As a junior, he was a second-team All-Division II (Section III) performer ... A three-year performer at offensive and defensive tackle (played offense only as a senior, which forced him to change his number from 46 to 77), he was in on 57 tackles as a senior (42 solo, 12 for losses including four-and-a-half quarterback sacks), with 21 hurries, four passes broken up and a forced fumble ... Did not allow a sack on offense and just one pressure. As a junior, he recorded 41 tackles (26 solo, 14 for losses, six-and-a-half sacks), with six pressures, two pass deflections and an interception (which he returned 20 yards for a touchdown) ... In a part-time role as a sophomore, he showed flashes of what was to come, with 13 tackles (nine solo, but six were behind the line of scrimmage with three of those sacks); he had five hurries and a PBU ... One of his top games as a senior came in a 24-0 win over Chaparral in the state semifinals, when he had three tackles, which included one-and-a-half quarterback sacks, while not allowing a sack at his offensive tackle position against a team that came in averaging over five sacks a game ... Under coach Richard Taylor, Centennial was 12-2 his senior year, claiming the Division II state and Section III titles, 10-2 his junior year and 10-2 his sophomore season (Section I champs, state runners-up).

ACADEMICS—He is majoring in Sociology at Colorado.

PERSONAL—He was born Jan. 28, 1997 in Tucson, Ariz. ... Hobbies include playing most sports, video games and working out ... A grandfather (John Tonz) played football at the University of Arizona ... He is active in community service, he has participated in Habitat for Humanity. *(Last name is pronounced tonze, as in bronze.)*

TACKLES													
Season	G	Plays	UT	AT—TOT	TFL	Sacks	TZ	3DS	Hurr	FR	FF	PBU	Int
2016	3	16	1	0—1	0-0	0-0	0	0	0	0	0	0	0

AT COLORADO: 2016 (Soph.)—He played in seven games plus the Alamo Bowl, earning four points on special teams (kickoff return unit) ... Did not record any statistics on defense ... Missed six games in the first seven weeks of the season due to injury.

JUNIOR COLLEGE—He earned first-team All-State and first-team All-Bay 6 Conference honors in his true freshman season at Diablo Valley College, located in Pleasant Hill, Calif. ... He started all 10 games for the Vikings, recording 50 tackles (36 solo, 10 for losses including half a quarterback sack), along with four interceptions, three blocked kicks, two pass deflections, a fumble recovery, a forced fumble ... One of his top games came in a 48-42 loss to the College of the Siskiyous, when he had 12 tackles (eight unassisted, two for losses), with a caused fumble and a blocked kick ... Under coach Mike Darr, Diablo posted a 5-5 record is what was his true freshman season.

HIGH SCHOOL—He was a three-year starter at safety (playing both the strong and free positions), earning first-team All-Bay Valley League honors all three seasons; he was first-team All-CIF (North Coast Section) as a senior and second-team as a junior ... For his prep career, he was in on 286 tackles (202 solo), with five interceptions and four blocked kicks; as a senior, he recorded 84 tackles (58 solo, six for losses including a sack), along with 12 pass deflections, an interception and a blocked field goal ... As a junior, he posted 97 tackles (74 solo, with four sacks), along with three interceptions, four passes broken up, two forced fumbles and three blocks (two punt, one field goal) ... He racked up 105 tackles as a sophomore (70 solo, five for losses), with six pass deflections, three fumble recoveries and an interception ... Top games: as a senior, he had 10 tackles (eight solo, one sack) and three PBU’s in a 33-14 win over Amador Valley; as a junior, he was in on 22 tackles (16 solo) with a pass deflection in a 28-21 win over Castro Valley; and as a sophomore, he had six games with 10 or more tackles ... He also lettered twice in volleyball (outside hitter), earning first-team All-Bay Valley League honors as a junior, the last year he competed.

ACADEMICS—He is majoring in Sociology at Colorado ... He earned his A.A. degree from Diablo Valley College prior to enrolling at Colorado in June ... He owned a 3.57 grade point average in high school and was a member of the Honor Roll his sophomore through senior years.

PERSONAL—He was born Feb. 3, 1997 in Castro Valley, Calif. ... Hobbies include playing basketball, ping pong and video games ... He has worked summers in his hometown coaching baseball for kids with autism ... He was the last player to sign in CU’s 2016 recruiting class, doing so at the end of February. *(Last name is pronounced tree-go.)*

TACKLES													
Season	G	Plays	UT	AT—TOT	TFL	Sacks	TZ	3DS	Hurr	FR	FF	PBU	Int
2016	1	2	0	0—0	0-0	0-0	0	0	0	0	0	0	0


ADDITIONAL STATISTICS—Special Team Points: 4 (2016);



**LYLE
TUILOMA, DT**

6-3, 320, Soph., 1L

Nanakuli, Hawai'i
(Nanakuli)



**TREY
UDOFFIA, DB**

6-0, 185, Fr., RS

Loomis, Calif.
(Del Oro)



AT COLORADO: This Season (Soph.)—He was named the most improved defensive lineman along with teammate DT Frank Umu during spring practices, earning the Dan Stavelly Award.

2016 (Fr.-RS)—He appeared in one game on the defensive line, the Oct. 1 victory over Oregon State ... He also dressed for the Idaho State contest in week two ... Did not record any statistics.

2015 (Fr.)—Redshirted; he practiced along the defensive line the entire season.

HIGH SCHOOL—He earned second-team All-State honors at offensive tackle from the Honolulu Star-Advertiser as well as first-team All-Oahu White/Division II League accolades as a senior ... Started all four years at left offensive tackle for Nanakuli, averaging seven pancakes a game his senior year, when he allowed just two quarterback sacks ... Was in on 27 tackles (17 solo, 12 for losses including six quarterback sacks), along with a forced fumble and a recovery; he also had eight quarterback hurries ... Did not play defense as a junior; but did start as an underclassman on the defensive line ... He played one of his best prep games in a 37-36 win over Pearl City, helping to jam up the run game in the Division II championship game ... Under coach Skip Lopes, Nanakuli was 10-1 his senior year (Oahu White/Division II champions), 7-5 his sophomore season and 2-7 his freshman year (Keala Watson coached the team his junior year to a 4-5 mark) ... He also lettered in track as a junior, throwing the shot put (41-0 personal best) and discus (115-0).

ACADEMICS—He is majoring in Ethnic Studies at Colorado ... An Honor Roll student in high school, his grade point average has always hovered around a 3.0.

PERSONAL—He was born Sept. 8, 1997 in Honolulu, Hawai'i ... Hobbies include surfing, boogie-boarding, paddling (all water sports) and playing basketball ... CU has mined Hawai'i for recruits on a regular basis since the 1970s, but he is the first player to sign with CU from Nanakuli ... He had never seen snow before his recruiting visit to CU; it was actually on his "bucket list" to do so. (*Last is now pronounced tooey-loma.*)

Season	G	Plays	TACKLES												
			UT	AT	TOT	TFL	Sacks	TZ	3DS	Hurr	FR	FF	PBU	Int	
2016	1	3	0	0	0	0-0	0-0	0	0	0	0	0	0	0	0


AT COLORADO: This Season (Fr.-RS)—He was the recipient of the Hale Irwin Award, given to the most improved defensive back after spring drills.

2016 (Fr.)—Redshirted; he did dress for two games (versus Idaho State and No. 20 Washington State) ... Practiced in the defensive backfield during the fall.

HIGH SCHOOL—As a senior, he was named first-team All-State on defense by Cal-Hi Sports, he was the area defensive player of the year as selected by the *Sacramento Bee* as well as the defensive MVP for the San Joaquin Section of the CIF ... Was selected to participate in the fifth annual International Bowl in Arlington, Texas on Jan. 31; he had one reception for 32 yards and a touchdown in the USA's 33-0 win over Canada ... Was a three-time All-Sierra Foothill League performer (sophomore through senior years) as well as a two-time, first-team All-Section selection ... For his career, he caught 117 passes for 2,223 yards and 27 touchdowns, with 10 100-yard games in averaging 19.0 yards per catch ... As a senior, he caught 37 passes for 729 yards and eight touchdowns, while rushing 14 times for 87 yards with two scores; on defense (cornerback), he racked up 54 tackles (45 solo), with 12 passes broken up, a forced fumble and a recovery, one sack and four interceptions ... His junior year, when he earned second-team All-State honors at the "athlete" position, he caught 48 passes for 924 yards and 10 touchdowns, with 33 tackles (28 solo) on defense to go with three interceptions (returning one for a score) ... He caught 32 passes for 570 yards and nine scores as a sophomore, when he was fairly prolific on returns, averaged 32.9 yards on 18 kickoff returns and 9.0 on 26 punt runbacks ... Top games as a senior: in a 24-7 win over Woodcreek, he caught three passes for 157 yards and two touchdowns (one covering his career-long of 84 yards); in a 34-31 setback to Bellarmine Prep, he had six receptions for 161 yards and two scores (while also making two PAT kicks); and in a wild 59-49 win over Wood, he rushed five times for 61 yards and two TDs, caught three passes for 39 yards and had two interceptions on defense .. In the CIF 2A state title game, he made only two receptions but was pleased with his performance on defense, leading a secondary that paved the way for a 16-13 win over Camarillo ... As a junior, in a 22-15 win over Vista Murrieta, he caught seven passes for 138 yards and two touchdowns, and in a 20-7 win over Granite Bay, he had five receptions for 132 yards and a score ... As a sophomore, his breakout came in a 70-21 win over Nevada Union, when he made four catches for 122 yards and two scores ... Under coach Casey Taylor, Del Oro was 10-6 his senior season, but thanks to an incredible 6-0 run in the playoffs (and eight wins in a row overall), the Golden Eagles would win the CIF Division 2-AA championship ... Del Oro was 6-6 his junior season and 13-3 his sophomore year, winning the Sierra-Foothill League title and reaching the state finals ... He lettered three times in basketball (point guard; averaged 14 points and five assists per game as a senior), and lettered four times in track (sprints, relays and jumps): he owned a prep bests of 10.8 in the 100 and 6-4 in the high jump.

ACADEMICS—He is enrolled in Colorado's College of Arts and Sciences, but is undecided on a major ... He owned a 3.2 grade point average in high school.

PERSONAL—He was born Nov. 14, 1997 in Roseville, Calif. ... Hobbies include playing basketball and video games (his favorite is NBA2K). (*Last name is pronounced U-doe-fee-ah.*)



**FRANK
UMU, DE**

6-4, 305, Soph., 1L

Littleton, Colo.
(Heritage)



**JONATHAN
VAN DIEST, LB**

6-1, 235, Fr., HS

Louisville, Colo.
(Cherry Creek)



AT COLORADO: This Season (Soph.)—He was named the most improved defensive lineman along with teammate DT Lyle Tuiloma during spring practices, earning the Dan Stavelly Award.

2016 (Fr.-RS)—He appeared in 10 games plus the Alamo Bowl, seeing a total of 18 snaps on defense while being in on the PAT/field goal team for 39 tries on the season ... Saw his first career action in week two against Idaho State, recording one solo tackle in the win ... It was the only statistic he recorded in his first playing season as a Buff.

2015 (Fr.)—Redshirted; he practiced all fall on the defensive line.

HIGH SCHOOL—He earned All-Colorado and first-team All-State honors from the Denver Post, Mile High Sports Magazine and Six Zero Strength & Fitness as a senior, when he also earned All-USA Colorado (USA Today/American Family Insurance) recognition with MHS and Six Zero selecting him as the state's Defensive Lineman of the Year ... Ranked as the state's top defensive tackle by Scout.com, he was a first-team All-South Metro League performer, he was the league's defensive player of the year, as well as Heritage's most valuable player ... Was second-team All-League as a junior and earned honorable mention honors as a sophomore ... A three-year starter at defensive tackle, as a senior, he recorded 90 tackles (61 solo), with 17 for losses including four quarterback sacks ... He also had 12 quarterback hurries, forced five fumbles and had one pass broken up ... Had 65 tackles as a junior (21 solo, seven for losses), with 10 hurries, two PBU's, a forced fumble and a recovery, and as a sophomore, he was in on 41 tackles (20 unassisted, three for losses) with two deflections .. Blocked five kicks in his prep career, three as a senior (two punts and a field goal), with one each as a junior (field goal) and as a sophomore (punt) ... Top games his senior year: in a 35-7 win over Castle View, he had 12 tackles (seven solo, two sacks), three hurries, a forced fumble and a PBU; and in a 27-0 win over Aurora Hinkley, he had 11 tackles (nine solo, three for losses with a sack), a hurry, forced fumble and a blocked punt ... Under coach Tyler Knoblock, Heritage was 7-4 his senior year, the runners-up in the South Metro League; HHS was 5-5 his junior year (second in the Pioneer League) and 4-6 his sophomore season under coach Mike Griebel ... He also lettered twice in track (throws), with career bests of 46-0 in the shot put and 125-0 in the discus.

ACADEMICS—He is majoring in Ethnic Studies at Colorado.

PERSONAL—He was born Dec. 31, 1996 in San Luis Obispo, Calif. ... He participated in several community service activities in high school, including many clean-up projects. *(Last name is pronounced ooh-moo.)*

Season	G	Plays	TACKLES											
			UT	AT	TOT	TFL	Sacks	TZ	3DS	Hurr	FR	FF	PBU	Int
2016	2	18	1	0	1	0-0	0-0	0	0	0	0	0	0	0

HIGH SCHOOL—Scout.com rated him as the No. 1 outside linebacker prospect in Colorado and the No. 8 overall in the west ... He was selected to play in the 2017 Under Armour All-American Game in Orlando ... Was one of three finalists for the 2016 Denver Post Gold Helmet Award, which is presented to the state's player of the year (winner was QB Dylan McCaffrey, a Michigan signee) and was a two-time first-team Colorado Class 5A All-State selection ... Earned All-Colorado honors from the Mile High Sports Magazine and the Denver Post and was selected to the Tacoma News-Tribune's Western 100 team ... Set a new Cherry Creek record that dated back to 1955 with his 50 varsity starts during his four-year prep career ... Finished with 38 career sacks, which tied for second all-time with former Denver South star and current Jacksonville Jaguars lineman Calais Campbell ... Playing under coach Dave Logan, a former Buffalo, he led his team to the Centennial League title as a senior when he had 74 tackles and 6.5 tackles for a loss ... He was the Centennial League Defensive MVP that season ... His junior year he posted 60 tackles with 10.5 sacks and one interception in a 10-3 season ... As a sophomore he posted 62 tackles and 11 sacks during the Bruins' Class 5A title run ... He intercepted Valor Christian quarterback Dylan McCaffrey in the championship game to seal the victory ... He was a first-team All-Centennial League selection that year, the first of three times he earned the honor ... He had 38 tackles his freshman year with 6.5 sacks while claiming the league championship ... Over the course of his high school career his teams posted a 40-12 record ... Prior to high school he played with fellow Buff signees Jake Moretti and Dante Sparaco on Team Colorado at the 2013 FBU National Championship, which is a 64-team single elimination national football tournament with sixth, seventh and eighth-grade brackets, culminating with Championship Weekend in Naples, Fla.

ACADEMICS—He owned a 4.1 GPA in high school (4.0 scale) and was a Colorado Chapter NFF Scholar-Athlete ... He plans to study business at the Colorado.

PERSONAL—He was born Aug. 26, 1998, in Louisville, Colo. ... In high school he was a Young Life vice president, and in his free time he enjoys volunteering at Mile High Workshop, which helps employ ex-felons and addicts. *(Last name rhymes w/east.)*



HUNTER VAUGHN, OL

6-7, 300, Fr., RS

Parker, Colo.
(Legend)




AT COLORADO: 2016 (Fr.)—Redshirted; he practiced with the offensive line during his true freshman season.

HIGH SCHOOL—As a senior, he earned All-Colorado honors from Mile High Sports Magazine and Six Zero Strength & Fitness in addition to earning first-team All-Continental League (North & South) honors ... As a senior, he was a two-way starter for the first four games of the year before playing almost exclusively at offense tackle the remainder of the season ... Allowed just one quarterback sack, a handful of pressures, had five direct touchdown blocks and was flagged for just three penalties ... Helped Legend average 178.3 rushing yards per game, and had a particularly dominant performance in a 42-35 setback to Chaparral ... On defense, he was in on six tackles (four solo with a sack) and a pass broken up ... His senior year was his only one on offense, and he was in just three games on defense as he was injured (concussion) in the middle of the year ... As a junior, he earned All-Continental South League honors ... Was on the junior varsity as a freshman and sophomore and is a self-described, “late bloomer” ... Under coach Robert Doyle, Legend was 4-6 his senior year, 3-7 his junior season and 6-4 his sophomore campaign ... Played one year of both basketball (center/forward) and baseball.

ACADEMICS—He is enrolled in Colorado’s College of Arts and Sciences, but is undecided on a major.

PERSONAL—He was born May 31, 1998 in Thornton, Colo. ... Hobbies include working out and spending time with friends ... Father (James) played college baseball at Doane (Neb.) College.



18 LEE WALKER, WR

6-0, 185, Jr., 2L

San Diego, Calif.
(James Madison)



AT COLORADO: This Season (Jr.)—He was the recipient, along with teammate PK Chris Graham, of the Bill McCartney Award for the most improved special teams player during spring ball.

2016 (Soph.)—Missed the first three games of the season before playing in eight of the final 10 regular season contests; he also appeared in the Alamo Bowl ... He caught one pass on the year, a 13-yard reception at Stanford when he subbed in for that one play.

2015 (Fr.-RS)—He played in eight games, including one start which came at Arizona State; he did not see any action the final five games of the season (but dressed for two of them) ... Caught two passes for 23 yards, or 11.5 per, with a long reception of 19 yards, which came against Nicholls State (earning a first down) ... He was held out of spring practices as he

completed rehabilitation from shoulder surgery; he was able to participate in non-contact drills ... He shared the Iron Buffalo Award for the wide receivers during spring practice, which recognizes hard work, dedication, toughness and total lifting performance.

2014 (Fr.)—Redshirted; he suffered a season-ending shoulder injury (subluxation) in practice on Sept. 17 and underwent surgery on Oct. 14 ... He had enrolled at Colorado for the spring semester after taking a year off to improve his test scores (he originally signed with Arizona) ... He caught nine passes for 112 yards and two touchdowns in the four main spring scrimmages (one of the scores came in the spring game on an 18-yard pass from Sefo Liufau).


HIGH SCHOOL—As a senior, he earned first-team All-Western League and second-team All-CIF honors on defense (cornerback) ... Had 1,838 all-purpose yards as a senior, accumulated mostly on 41 receptions for 755 yards (18.4 avg., with 12 touchdowns and a long play of 87 yards) and 21 kickoff returns for 549 yards (26.1 average); he also returned 21 punts for 481 yards (22.9 per), with four TDs via returns ... He had two 100-yard receiving games and nine contests with over 100 all-purpose yards ... On defense, he was in on 15 tackles, 14 solo, made three interceptions and had six passes broken up ... He caught 21 passes for 572 yards (27.3) and seven touchdowns as a junior, when he had 891 all-purpose yards ... He had 48 tackles, 35 solo, four interceptions (for 79 yards in returns) and three PBU’s ... For his career, he had 2,877 all-purpose yards (1,327 receiving, 700 punt return, 682 kickoff return, 75 rushing and 93 interception return) ... Top games as a senior included the state title game, a 38-35 win over Marin Catholic (three receptions, 77 yards, 1 TD; three solo tackles on defense); in a 42-20 win over Mission Bay, he caught six balls for 101 yards and three touchdowns; in a 35-21 win over St. Augustine, he had five receptions for 136 yards and a score; and in a 35-31 triumph over Mount Miguel, he had a career-best 304 all-purpose yards (including 238 via return) ... As a junior, he had five catches for 212 yards and two scores in a 38-28 win over Hoover, and added a five-catch, 121-yard effort, also with two TDs, in a 45-17 win over Mater Dei Catholic ... Under head coach Rick Jackson, Madison was 14-1 his senior year, winning the CIF Division III state championship, along with the regional and Western League titles ... MHS was 10-1-1 his junior season and 12-2 his sophomore year (losing in the state title game) ... He also lettered in track (sprints, relays).

ACADEMICS—He is majoring in Ethnic Studies at Colorado.

PERSONAL—He was born Aug. 25, 1995 in San Diego, Calif. ... In his spare time, he enjoys reading the Bible and playing video games ... A cousin, Akili Smith, played quarterback at Oregon and was the third overall pick in the first round by the Cincinnati Bengals in the 1999 NFL Draft ... He originally signed with Arizona in its 2013 recruiting class, but didn’t qualify academically; instead of attending junior college, he opted to improve his test scores, which he accomplished and he decided to re-open his recruitment.

Season	G	RECEIVING			TD	Long	High Games	
		No.	Yds	Avg.			Rec	Yds
2015	8	2	23	11.5	0	19	1	19
2016	7	1	13	13.0	0	13	1	13
Totals	15	3	36	12.0	0	19	1	19

ADDITIONAL STATISTICS: Special Team Tackles 1,1—2 (2016).



CARSON WELLS, OLB

6-4, 230, Fr., HS


Bushnell, Fla.
(South Sumter)



HIGH SCHOOL—He played defensive end, middle linebacker and outside linebacker during his prep career under coach Ty Lawrence ... The *Orlando Sentinel* named him the Defensive Player of the Year in Central Florida and he also garnered first-team All-State honors as both a junior and a senior ... He finished his senior season with 96 tackles, including 18 for losses, seven sacks and two interceptions splitting time between defensive end and linebacker ... That year he helped lead his team to a 10-2 record and into the third round of the playoffs ... His junior year in an 8-3 season he posted 111 tackles, 25 tackles for a loss, six sacks, six pass breakups and he forced and recovered one fumble ... He had three games during his prep career recording over 20 tackles, his high being 22 in a 42-18 win over Sante Fe as a senior, a game in which he also forced and returned a fumble 90 yards ... He posted 20 tackles and forced a fumble in a 21-15 win over Dunnellon and as a junior in a loss to Bishop Moore he had 20 tackles ... He made the varsity team as a freshman and over his career he posted 341 tackles, 76 tackles for losses, 21 sacks, eight fumble recoveries, three forced fumbles and two interceptions ... He also played on the basketball team at South Sumter and was on the track and field team ... In basketball, he averaged 10 rebounds and five points per game his junior season ... In track, he ran the 100 meters, where his best time in the event was 11.3 seconds his junior year, and he also threw the shot put and discus ... His top marks in those events were 42 feet in the shot put and 150 feet in the discus.

ACADEMICS—He is interested in studying engineering at Colorado ... He was the valedictorian of his high school class, carrying a 4.6 weighted GPA with his honors classes, and a member of the National Honor Society.

PERSONAL—He was born Feb. 20, 1999, in Inverness, Fla. ... He volunteered at the Southlake County Youth Center growing up ... He is the son of Patty and Larry Wells ... His father is a rancher who raises cattle and mother is a teacher at a high school, teaching agriculture ... His grandfather, Paul McCormick, ran track at Florida.



DANTE WIGLEY, DB

6-1, 180, Soph., JC

Carrollton, Ga.
(Carrollton/Holmes
Community College)



AT COLORADO: This Season (Soph.)—He enrolled in classes for the spring semester and participated in spring drills ... Has three years to play three in eligibility.

JUNIOR COLLEGE—Scout.com rated him as the No. 78 junior college prospect in nation. 247Sports rated him as the No. 4 junior college cornerback in the country ... Played in all 10 games at Holmes Community

College in Goodman, Miss., helping the Bulldogs to a 7-3 record and a victory in the 2016 Graphic Edge Bowl ... Holmes finished the season ranked No. 7 in the NJCAA and the bowl appearance was its first in 28 years ... Recorded 30 tackles on the year, including three for a loss and blocked one kick ... Scored one touchdown, which came in a 63-49 win over No. 15 Itawamba Community College, when he stripped an ICC receiver of the ball and raced 66 yards into the end zone ... Had a team-high six pass breakups for the Bulldog defense that allowed only 374.1 yards per game.

AT GEORGIA TECH (2015, Fr.)—Redshirted; did not see game action ... He signed with the Yellow Jackets in Georgia Tech's 2015 recruiting class.

HIGH SCHOOL—He lettered four years at Carrollton High School where he played running back, cornerback and wide receiver for head coach Ed Dudley ... He was a 2014 Georgia Athletic Coaches Association first-team All-State selection ... He garnered first-team all-region and all-area honors in 2013 and 2014 ... As a senior he recorded 65 tackles, eight pass breakups, forced two fumbles and had two interceptions in 10 games while not allowing a receiving touchdown ... He was a team captain his senior year ... During his junior season he recorded 64 tackles and six pass breakups on defense while scoring five total touchdowns; one came on an interception return and then he had two each rushing and receiving ... He led his team to 2013 state championship game.

ACADEMICS—He is majoring in Ethnic Studies and marketing at Colorado.

PERSONAL—He was born May 19, 1997, in Cobb, Ga. ... Full name is Dante Malik Wigley ... He is the son of Dewy Chism and Kim Wigley ... He has one sister, Zion. (*Name is pronounced don-tay wig-lee.*)



JUWANN WINFREE, WR

6-3, 210, Jr., JC

Englewood, N.J.
(Dwight Morrow/
Maryland/Coffeyville)



AT COLORADO: 2016 (Jr.)—He was making an immediate impact in camp at wide receiver, but two weeks into practices (August 18) he suffered a torn ACL that required surgery and he was lost for the season (he came to CU with three years to play two in eligibility, thus he redshirted this season) ... He was coming off a fine junior college season combined with some previous Division I experience at Maryland ... He enrolled at Colorado for summer school after completing the spring semester at Coffeyville (Kan.) Community College.

AT COFFEYVILLE COMMUNITY COLLEGE (2015, Soph.)—He earned honorable mention All-KJCC honors as a sophomore at Coffeyville, when he was ranked as the No. 26 JUCO prospect in the nation and as the fifth receiver ... Had 55 receptions for 837 yards and seven touchdowns; he had four 100-yard games in averaging 15.2 yards per catch ... Top games: in a 79-21 win over Independence, he caught four passes for 144 yards and two scores (with his season long reception of 80 yards); in a 42-39 loss to Butler, he had eight catches for 154 yards and two scores; he had six for 115 yards and a score in a 34-28 loss to Dodge City; and caught six for 113 yards and two TDs in a 48-42 win over Iowa Western ... Under coach Aaron Flores, Coffeyville was 8-3 his sophomore season, his only year in the program after transferring from the University of Maryland.

AT MARYLAND (2014, Fr.)—He saw action in eight games (no starts), making 11 receptions for 158 yards and two touchdowns as a true freshman at Maryland ... His first career touchdown was a 30-yard reception at Indiana, and had his season high in both receptions and yards



(4-80) at No. 13 Michigan State (one of those was a 31-yard touchdown) ... In the Foster Farms Bowl, he had one catch for 14 yards against Stanford.

HIGH SCHOOL—As a senior, he was ranked as the No. 52 wide receiver prospect in the nation by Scout.com when he was named third-team All-State on defense ... He also earned first-team All-Bergen County honors and was selected for two All-Star games, the Offense-Defense All-America Game and the New York vs. New Jersey All-Star Classic ... As a senior, he caught 33 passes for 733 yards and eight touchdowns, averaging 22.2 yards per catch with four 100-yard games; on defense, he was in on 42 tackles (40 solo), with two interceptions and a pass deflection ... He also returned one punt, but made it count, going 55 yards ... Top games as a senior: in a 41-26 win over Ramsey, he caught six passes for 108 yards and a touchdown, while rushing three times for 60 yards and another score with eight tackles on defense; in a 41-14 win over Pascack Hills, he had three receptions for 114 yards and a TD; and in a 34-6 win over Ridgefield Park, he caught four for 121 with a score ... Under coach Barry Harris, Dwight Morrow was 6-4 his senior year and 5-4 his junior season ... He also participated in track (sprints and relays) and played basketball his freshman year.

ACADEMICS—He is majoring in Sociology at Colorado.

PERSONAL—He was born Sept. 4, 1996 in Manhattan, N.Y. ... Hobbies include skateboarding, drawing and playing video games ... Father (Carl) played college basketball at Sacred Heart University, and a cousin (Garel Craig) was a college basketball player at NAIA Georgetown ... He was the first player from Dwight Morrow to play football at an FBS school in eight years when he hit the field for Maryland. (*First name is pronounced juh-juan.*)



**EVAN
WORTHINGTON, DB**

6-2, 210, Jr., 2L

Aurora, Colo.
(Cherokee Trail)



AT COLORADO: This Season (Jr.-RS)— He rejoined the team for the spring semester.

2016 (Jr.)—He was not on the team as he served a year's suspension for violating team rules.

2015 (Soph.)—He played in 11 games and was credited with two tackles and one pass breakup on the season in 45 snaps from scrimmage on defense ... Earned 12 special teams points thanks to three unassisted tackles (one of those inside the 20-yard line), one assisted tackles, one knockdown or springing block on a kick return, one downed punt, two forced fair catches and three times was the first downfield on a kickoff or punt that altered the return path.

2014 (Fr.)—He played in 12 games, including three starts (Oregon State, Washington, Arizona), but missed the Oregon game with a concussion he suffered in the first half at UA the previous week ... He was in for 232 snaps on defense and recorded 31 tackles (24 solo), with five touchdowns saves, two third down stops and a tackle for zero ... Despite playing just the first half at Arizona, he posted his career/season high in tackles with nine (seven solo); he had eight (six unassisted) against Washington, which included two TD saves, and three on two other occasions ... Finished third on the team in special teams points with 24, which he scored in eight different categories: two solo tackles (one inside-the-20), eight forced fair catches, seven knockdown blocks, two downed punts, two first downfield credits that altered returns, a caused penalty and a “snuffed” punt fake.

HIGH SCHOOL—As a senior, he earned All-Colorado honors from both the Denver Post and Mile High Sports Magazine; the Post called him arguable the state's best defensive player for 2013, as MHS named him the best cornerback in the state ... Was a first-team All-Centennial League performer as a junior and senior (second-team as a sophomore) ... A three-year starter on defense at safety, he was in on 64 tackles as a senior (41 solo), four for losses including a quarterback sack; he had eight passes broken up and six interceptions ... Returned a pair of kickoffs for 115 yards, including a 74-yard jaunt for a touchdown against Arvada West ... His junior year, he racked up 80 tackles (46 solo, two for losses) and had seven interceptions, one he returned for a touchdown; he had nine passes broken up and a fumble recovery ... As a sophomore, he was in on 42 tackles (23 solo) with two interceptions ... He was a reserve wide receiver on offense, with 10 receptions for 140 yards and a touchdown his senior year and 17 for 231 and two TDs as a junior ... Top games as a senior included the state semifinal against Valor Christian, when he had seven tackles and two interceptions in a 42-23 loss; he had four career games with 10 or more tackles (career-high of 13 against Chatfield as a senior) ... Under coach Monty Thelen, CTHS was 10-3 his senior year and 12-2 his junior season, reaching the state semifinal and finals, respectively, and was 6-4 his sophomore year ... Lettered three times in basketball (forward; averaged eight points and nine rebounds as a senior) and four times in track (sprints and relays; he owned career bests of 11.03 in the 100-meter dash, 22.01 in the 200 and 50.0 in the 400). He was a two-time All-Centennial performer in track.

ACADEMICS—He is majoring in Sociology at Colorado ... As a freshman, he garnered honorable mention Academic All-Colorado honors from the state's chapter of the National Football Foundation.

PERSONAL—He was born Sept. 18, 1995 in Denver ... Hobbies include playing video games ... A cousin, J.J. Billingsley, was a safety for the Buffaloes last decade (2002-06) ... He has been active in community service through school programs, including coaching kids in sports ... He changed his last name from White to Worthington in March 2017.

Season	G	Plays	TACKLES											
			UT	AT	—TOT	TFL	Sacks	TZ	3DS	Hurr	FR	FF	PBU	Int
2014	9	232	24	7	31	0-0	0-0	1	2	0	0	0	0	0
2015	3	45	1	1	2	0-0	0-0	0	0	0	0	0	1	0
Totals	12	277	25	8	33	0-0	0-0	1	2	0	0	0	1	0

ADDITIONAL STATISTICS—Special Team Tackles: 2,0—2 (2014); 3,1—4 (2015).



INDIVIDUAL GAME-BY-GAME STATISTICS



19 MICHAEL ADKINS • TB

2013 - Freshman	RUSHING									RECEIVING					ALL-PURPOSE Yards		
	Att.	Gain	Loss	Net	Avg.	TD	Long	20+	10+	No.	Yds.	Avg.	TD	Long		20+	10+
at Oregon State	14	105	7	98	7.0	0	33	1	3	2	5	2.5	0	5	--	--	103
No. 2 OREGON	6	19	1	18	3.0	0	12	--	1	1	20	20.0	0	20	1	1	92
at Arizona State	16	64	2	62	3.9	0	12	--	2	1	-2	-2.0	0	-2	--	--	60
CHARLESTON SOUTHERN	13	137	0	137	10.5	4	34t	3	5	1	1	1.0	0	1	--	--	138
ARIZONA	16	58	4	54	3.4	1	12	--	2	1	6	6.0	0	6	--	--	60
at Washington	5	27	1	26	5.2	0	16	--	1	1	18	18.0	0	18	--	1	44
CALIFORNIA	9	42	3	39	4.3	0	14	--	1	1	63	63.0	1	63t	1	1	102
No. 23 USC	14	68	5	63	4.5	1	11	--	2	2	10	5.0	0	12	--	1	73
at Utah	10	38	0	38	3.8	0	9	--	--	1	6	6.0	0	6	--	--	44
Season (9 GP 1 GS)	103	558	23	535	5.2	6	34t	4	17	11	127	11.5	1	63t	2	4	716

2014 - Sophomore	RUSHING									RECEIVING					ALL-PURPOSE Yards		
	Att.	Gain	Loss	Net	Avg.	TD	Long	20+	10+	No.	Yds.	Avg.	TD	Long		20+	10+
vs. Colorado State	16	68	0	68	4.2	0	7	--	--	2	-4	-2.0	0	3	--	--	64
at Massachusetts	5	8	3	5	1.0	0	4	--	--	2	9	4.5	0	6	--	--	14
No. 16 ARIZONA STATE	2	0	3	-3	-1.5	0	0	--	--	--	--	--	--	--	--	--	-3
HAWAII	1	2	0	2	2.0	0	2	--	--	1	-2	-2.0	0	-2	--	--	0
at California	6	10	5	5	0.8	0	6	--	--	1	22	22.0	0	22	1	1	27
OREGON STATE	13	79	0	79	6.1	1	14	--	2	1	7	7.0	0	7	--	--	86
at No. 22 USC	7	25	0	25	3.6	1	11	--	1	2	-4	-2.0	0	0	--	--	21
No. 25 UCLA (2OT)	17	111	4	107	6.3	1	19	--	5	--	--	--	--	--	--	--	107
WASHINGTON	13	111	2	109	8.4	0	43	1	3	1	16	16.0	0	16	--	1	125
at No. 21 Arizona	1	1	0	1	1.0	0	1	--	--	1	16	16.0	0	16	--	1	17
Season (10 GP 2 GS)	81	415	17	398	4.9	3	43	1	11	11	60	5.5	0	22	1	3	458

2015 - Junior	RUSHING									RECEIVING					ALL-PURPOSE Yards		
	Att.	Gain	Loss	Net	Avg.	TD	Long	20+	10+	No.	Yds.	Avg.	TD	Long		20+	10+
at Hawai'i	22	90	0	90	4.1	2	14	--	3	2	3	1.5	0	8	--	--	93
MASSACHUSETTS	19	125	6	119	6.3	1	21t	1	3	1	4	4.0	0	4	--	--	12T3
vs. Colorado State	1	3	0	3	3.0	0	3	--	--	--	--	--	--	--	--	--	3
Season (3 GP 1 GS)	42	218	6	212	5.1	3	21t	1	6	3	7	2.3	0	8	--	--	219

2016 - Redshirt Junior	RUSHING									RECEIVING					ALL-PURPOSE Yards		
	Att.	Gain	Loss	Net	Avg.	TD	Long	20+	10+	No.	Yds.	Avg.	TD	Long		20+	10+
at No. 4 Michigan	2	0	4	-4	-2.0	0	0	--	--	1	1	1.0	0	1	--	--	-3
OREGON STATE	7	31	0	31	4.4	1	16	--	1	--	--	--	--	--	--	--	31
at Arizona	1	3	0	3	3.0	0	3	--	--	--	--	--	--	--	--	--	3
Season (3 GP 0 GS)	10	34	4	30	3.0	1	16	--	1	1	1	1.0	0	1	--	--	31
Career (25 GP 4 GS)	236	1,225	50	1,175	5.0	13	43	6	35	26	195	7.5	1	63t	3	7	1,424

* bowl game stats do not count toward season and career statistical totals

35 BEAU BISHARAT • TB

2016 - Freshman	RUSHING									RECEIVING					SPECIAL					
	Att.	Gain	Loss	Net	Avg.	TD	Long	20+	10+	No.	Yds.	Avg.	TD	Long	20+	10+	UT	AT	Total	Points
vs. Colorado State	4	18	1	17	4.2	0	7	--	--	--	--	--	--	--	--	--	--	--	--	--
IDAHO STATE	8	19	0	19	2.4	0	5	--	--	--	--	--	--	--	--	--	1	0	1	2
at No. 4 Michigan	--	--	--	--	--	--	--	--	--	--	--	--	--	--	--	--	--	--	--	--
at Oregon	--	--	--	--	--	--	--	--	--	--	--	--	--	--	--	--	2	0	2	2
OREGON STATE	3	9	0	9	3.0	0	5	--	--	--	--	--	--	--	--	--	0	1	1	1
at Southern Cal	--	--	--	--	--	--	--	--	--	--	--	--	--	--	--	--	--	--	--	--
ARIZONA STATE	--	--	--	--	--	--	--	--	--	--	--	--	--	--	--	--	1	0	1	1
at Stanford	--	--	--	--	--	--	--	--	--	--	--	--	--	--	--	--	0	1	1	1
UCLA	--	--	--	--	--	--	--	--	--	--	--	--	--	--	--	--	0	0	0	2
at Arizona	--	--	--	--	--	--	--	--	--	--	--	--	--	--	--	--	0	0	0	1
No. 20 WASHINGTON STATE	--	--	--	--	--	--	--	--	--	--	--	--	--	--	--	--	1	0	1	2
No. 21 UTAH	--	--	--	--	--	--	--	--	--	--	--	--	--	--	--	--	--	--	--	--
vs. No. 4 Washington	--	--	--	--	--	--	--	--	--	--	--	--	--	--	--	--	--	--	--	--
vs. No. 13 Oklahoma State*	--	--	--	--	--	--	--	--	--	--	--	--	--	--	--	--	1	0	1	1
Season (14 GP 0 GS)	15	46	1	45	3.0	0	7	--	--	--	--	--	--	--	--	--	5	2	7	12

* bowl game stats do not count toward season and career statistical totals



4 BRYCE BOBO • WR

2014-Redshirt Freshman	RECEIVING						RUSHING				PASSING								
	No.	Yds	Avg.	TD	Long	20+	10+	No.	Net	Avg.	TD	Long	Att.	Com	INT	Pct.	Yds	TD	Long
vs. Colorado State	--	--	--	--	--	--	--	--	--	--	--	--	--	--	--	--	--	--	--
at Massachusetts	5	54	10.8	0	21	1	2	--	--	--	--	--	--	--	--	--	--	--	--
No. 16 ARIZONA STATE	3	18	6.0	0	8	--	--	--	--	--	--	--	--	--	--	--	--	--	--
HAWAII	3	17	5.7	0	7	--	--	--	--	--	--	--	--	--	--	--	--	--	--
at California	2	36	18.0	1	30	1	1	--	--	--	--	--	--	--	--	--	--	--	--
OREGON STATE	2	17	8.5	0	10	--	1	--	--	--	--	--	--	--	--	--	--	--	--
at No. 22 USC	--	--	--	--	--	--	--	--	--	--	--	--	--	--	--	--	--	--	--
No. 25 UCLA (2OT)	4	54	13.5	2	38t	1	1	--	--	--	--	--	--	--	--	--	--	--	--
WASHINGTON	1	3	3.0	0	3	--	--	--	--	--	--	--	--	--	--	--	--	--	--
at No. 21 Arizona	1	5	5.0	0	5	--	--	1	-3	-3.0	0	0	--	--	--	--	--	--	--
at No. 3 Oregon	2	11	5.5	0	7	--	--	--	--	--	--	--	--	--	--	--	--	--	--
UTAH	--	--	--	--	--	--	--	--	--	--	--	--	--	--	--	--	--	--	--
Season (12 GP 1 GS)	23	215	9.4	3	38t	3	5	1	-3	-3.0	0	0	--	--	--	--	--	--	--

2015 - Sophomore	RECEIVING						RUSHING				PASSING								
	No.	Yds	Avg.	TD	Long	20+	10+	No.	Net	Avg.	TD	Long	Att.	Com	INT	Pct.	Yds	TD	Long
at Hawai'i	--	--	--	--	--	--	--	--	--	--	--	--	--	--	--	--	--	--	--
MASSACHUSETTS	1	13	13.0	0	13	--	1	--	--	--	--	--	--	--	--	--	--	--	--
vs. Colorado State	--	--	--	--	--	--	--	--	--	--	--	--	--	--	--	--	--	--	--
NICHOLLS STATE	1	14	14.0	0	14	--	1	--	--	--	--	--	--	--	--	--	--	--	--
OREGON	2	13	6.5	0	7	--	--	--	--	--	--	--	--	--	--	--	--	--	--
at Arizona State	4	29	7.3	0	10	--	1	--	--	--	--	--	--	--	--	--	--	--	--
ARIZONA	6	51	8.5	0	16	--	3	--	--	--	--	--	--	--	--	--	--	--	--
at Oregon State	2	14	7.0	0	8	--	--	--	--	--	--	--	--	--	--	--	--	--	--
at No. 24 UCLA	2	13	7.5	0	8	--	--	--	--	--	--	--	--	--	--	--	--	--	--
STANFORD	4	29	7.3	0	12	--	1	--	--	--	--	--	--	--	--	--	--	--	--
No. 9 USC	--	--	--	--	--	--	--	--	--	--	--	--	--	--	--	--	--	--	--
at No. 24 Washington State	--	--	--	--	--	--	--	--	--	--	--	--	--	--	--	--	--	--	--
at Utah	2	31	15.5	0	23	1	1	--	--	--	--	--	--	--	--	--	--	--	--
Season (13 GP 2 GS)	24	207	8.6	0	23	1	8	--	--	--	--	--	--	--	--	--	--	--	--

2016 - Junior	RECEIVING						RUSHING				PASSING								
	No.	Yds	Avg.	TD	Long	20+	10+	No.	Net	Avg.	TD	Long	Att.	Com	INT	Pct.	Yds	TD	Long
vs. Colorado State	5	99	19.8	0	46	2	4	--	--	--	--	--	--	--	--	--	--	--	--
IDAHO STATE	2	7	4.5	0	7	--	--	--	--	--	--	--	--	--	--	--	--	--	--
at No. 4 Michigan	1	50	50.0	0	50	1	1	--	--	--	--	--	--	--	--	--	--	--	--
at Oregon	5	72	14.4	1	31	1	3	--	--	--	--	--	--	--	--	--	--	--	--
OREGON STATE	4	20	5.0	0	10	--	1	--	--	--	--	--	--	--	--	--	--	--	--
at Southern Cal	10	83	8.3	1	21	1	2	--	--	--	--	--	1	1	01.000	67	1	67t	
ARIZONA STATE	6	110	18.3	0	66	1	3	--	--	--	--	--	--	--	--	--	--	--	--
at Stanford	2	27	13.5	0	19	--	1	--	--	--	--	--	--	--	--	--	--	--	--
UCLA	2	7	3.5	0	10	--	1	--	--	--	--	--	--	--	--	--	--	--	--
at Arizona	3	19	6.3	0	10	--	1	--	--	--	--	--	--	--	--	--	--	--	--
No. 20 WASHINGTON STATE	1	29	29.0	0	29	1	1	--	--	--	--	--	--	--	--	--	--	--	--
No. 21 UTAH	injured - did not play																		
vs. No. 4 Washington	--	--	--	--	--	--	--	--	--	--	--	--	--	--	--	--	--	--	--
vs. No. 13 Oklahoma State*	3	25	8.3	0	12	--	2	--	--	--	--	--	--	--	--	--	--	--	--
Season (13 GP 13 GS)	41	523	12.8	2	66	7	18	--	--	--	--	--	1	1	01.000	67	1	67t	
Career (37 GP 16 GS)	88	945	10.7	5	66	11	31	1	-3	-3.0	0	0	1	1	01.000	67	1	67t	

* bowl game stats do not count toward season and career statistical totals

Career Receptions of 50 Yards or Longer (2)

66 vs. Arizona State, Oct. 15, 2016 - from Sefo Liufau

50 at No. 4 Michigan, Sept. 17, 2016 - from Sefo Liufau



59 TIMOTHY COLEMAN • DE

2014-Redshirt Freshman	Plays	UT	AT	TOT	TFL	Sacks	TFZ	3DS	QBH	FR	FF	PBU	INT-Yds
vs. Colorado State	24	1	1	— 2	0-0	0-0	0	1	0	0	0	1	0-0
at Massachusetts	32	1	1	— 2	0-0	1-4	0	0	0	0	0	0	0-0
No. 16 ARIZONA STATE	13	1	0	— 1	0-0	0-0	0	0	0	0	0	0	0-0
HAWAI`I	DNP	--	--	— --	--	--	--	--	--	--	--	--	--
at California	11	0	0	— 0	0-0	0-0	0	0	0	0	0	0	0-0
OREGON STATE	12	2	0	— 2	0-0	1-9	0	0	1	0	0	0	0-0
at No. 22 USC	12	0	0	— 0	0-0	0-0	0	0	0	0	0	0	0-0
No. 25 UCLA (2OT)	9	0	0	— 0	0-0	0-0	0	0	0	0	0	0	0-0
WASHINGTON	9	0	0	— 0	0-0	0-0	0	0	0	0	0	0	0-0
at No. 21 Arizona	7	0	1	— 1	0-0	0-0	0	0	0	0	0	0	0-0
at No. 3 Oregon	13	0	1	— 1	0-0	0-0	0	0	0	0	0	0	0-0
UTAH	8	0	0	— 0	0-0	0-0	0	0	0	0	0	0	0-0
Season (11 GP 0 GS)	150	5	4	— 9	2-13	2-13	0	1	1	0	0	1	0-0

2015 - Sophomore	Plays	UT	AT	TOT	TFL	Sacks	TFZ	3DS	QBH	FR	FF	PBU	INT-Yds
at Hawai`i	DNP	--	--	— --	--	--	--	--	--	--	--	--	--
MASSACHUSETTS	DNP	--	--	— --	--	--	--	--	--	--	--	--	--
vs. Colorado State	4	0	1	— 1	0-0	0-0	0	0	0	0	0	0	0-0
NICHOLLS STATE	25	2	2	— 4	0-0	0-0	0	0	0	0	0	0	0-0
OREGON	23	1	0	— 1	0-0	0-0	0	0	0	0	0	0	0-0
at Arizona State	DNP	--	--	— --	--	--	--	--	--	--	--	--	--
ARIZONA	DNP	--	--	— --	--	--	--	--	--	--	--	--	--
at Oregon State	7	1	0	— 1	0-0	0-0	0	0	0	0	0	0	0-0
at No. 24 UCLA	3	0	0	— 0	0-0	0-0	0	1	0	0	0	1	0-0
STANFORD	4	0	0	— 0	0-0	0-0	0	0	0	0	0	0	0-0
No. 9 USC	DNP	--	--	— --	--	--	--	--	--	--	--	--	--
at No. 24 Washington State	9	1	0	— 1	0-0	0-0	0	0	0	0	0	0	0-0
at Utah	DNP	--	--	— --	--	--	--	--	--	--	--	--	--
Season (7 GP 2 GS)	75	5	2	— 7	0-0	0-0	0	1	0	0	0	1	0-0

2016 - Junior	Plays	UT	AT	TOT	TFL	Sacks	TFZ	3DS	QBH	FR	FF	PBU	INT-Yds
vs. Colorado State	17	1	0	— 1	0-0	0-0	0	0	1	0	0	0	0-0
IDAHO STATE	23	0	2	— 2	0-0	0-0	0	0	0	0	0	0	0-0
at No. 4 Michigan	8	0	1	— 1	0-0	0-0	0	0	0	0	0	0	0-0
at Oregon	DNP	--	--	— --	--	--	--	--	--	--	--	--	--
OREGON STATE	21	0	1	— 1	0-0	0-0	0	0	0	0	0	0	0-0
at Southern Cal	8	0	0	— 0	0-0	0-0	0	0	0	0	0	0	0-0
ARIZONA STATE	14	0	0	— 0	0-0	0-0	0	0	0	0	0	0	0-0
at Stanford	11	1	1	— 2	0-0	½-6	0	2	1	0	1	0	0-0
UCLA	11	0	0	— 0	0-0	0-0	0	0	0	0	0	0	0-0
at Arizona	17	2	1	— 3	0-0	0-0	0	0	0	0	0	0	0-0
No. 20 WASHINGTON STATE	22	0	0	— 0	0-0	0-0	0	0	0	0	0	0	0-0
No. 21 UTAH	14	0	0	— 0	0-0	0-0	0	0	0	0	0	0	0-0
vs. No. 4 Washington	8	1	1	— 2	0-0	½-4	0	0	0	0	0	0	0-0
vs. No. 13 Oklahoma State*		0	1	— 1	0-0	0-0	0	0	0	0	0	0	0-0
Season (12 GP 0 GS)	174	5	7	— 12	2-10	1-10	0	2	2	0	1	0	0-0
Career (30 GP 2 GS)	399	15	13	— 28	4-23	3-23	0	4	3	0	0	2	0-0

* bowl game stats do not count toward season and career statistical totals



17 KABION ENTO • WR

2016 - Junior	RECEIVING							SPECIAL TEAMS POINTS																
	No.	Yds	Avg.	TD	Long	20+	10+	UT	UT/20	AT	AT/20	TOTAL	FF	FR	KSD	WB	DP	BLK	FFC	FD	RK	OTH	PTS	
vs. Colorado State	--	--	--	--	--	--	--	--	--	--	--	--	--	--	--	--	--	--	--	--	--	--	--	--
IDAHO STATE	2	88	44.0	2	69t	1	2	0	0	0	0	0	0	0	1	0	0	0	0	0	0	0	0	= 1
at No. 4 Michigan	1	50	50.0	0	50	1	1	0	0	0	0	0	0	0	1	0	0	0	0	0	0	0	0	= 1
at Oregon	--	--	--	--	--	--	--	1	0	0	0	1	0	0	0	0	0	0	0	0	0	0	0	= 1
OREGON STATE	--	--	--	--	--	--	--	0	0	0	0	0	0	0	1	0	0	0	0	0	0	0	0	= 1
at Southern Cal	1	11	11.0	0	11	--	1	--	--	--	--	--	--	--	--	--	--	--	--	--	--	--	--	
ARIZONA STATE	--	--	--	--	--	--	--	--	--	--	--	--	--	--	--	--	--	--	--	--	--	--	--	
at Stanford	--	--	--	--	--	--	--	--	--	--	--	--	--	--	--	--	--	--	--	--	--	--	--	
UCLA	--	--	--	--	--	--	--	0	0	0	0	0	0	2	0	0	0	0	0	0	0	0	= 2	
at Arizona	--	--	--	--	--	--	--	--	--	--	--	--	--	--	--	--	--	--	--	--	--	--	--	
No. 20 WASHINGTON STATE	2	21	10.5	0	13	--	1	--	--	--	--	--	--	--	--	--	--	--	--	--	--	--	--	
No. 21 UTAH	2	38	19.0	0	27	1	2	0	0	0	0	0	0	0	0	0	0	0	0	0	1	0	= 1	
vs. No. 4 Washington	--	--	--	--	--	--	--	--	--	--	--	--	--	--	--	--	--	--	--	--	--	--	--	
vs. No. 13 Oklahoma State*	--	--	--	--	--	--	--	--	--	--	--	--	--	--	--	--	--	--	--	--	--	--	--	
Season (13 GP 1 GS)	8	174	21.8	2	69t	3	7	1	0	0	0	1	0	0	5	0	0	0	0	0	1	0	= 7	

* bowl game stats do not count toward season and career statistical totals

KEY: UT—Unassisted Tackle; UT/20—UT Inside-the-20; AT—Assisted Tackle; AT/20—AT Inside-the-20; FF—Forced Fumble; FR—Fumble/Muff Recovery (Opponent on defense or CU or Opponent on special teams); KSD—Knockdown or Springing Block on Kick Return; WB—Wedge Break; DP—Downed Punt (meaningful); BLK—Blocked Kick; RK—Recovered Blocked Kick, Punt or On-side kick; FFC—Forced Fair Catch; FDF—First Downfield (on kickoff or punt that altered return path).

21 KYLE EVANS • TB

2015-Redshirt Freshman	RUSHING							RECEIVING							ALL-PURPOSE Yards		
	Att.	Gain	Loss	Net	Avg.	TD	Long	20+	10+	No.	Yds.	Avg.	TD	Long		20+	10+
at Hawai'i	--	--	--	--	--	--	--	--	--	--	--	--	--	--	--	--	--
MASSACHUSETTS	3	6	2	4	1.3	0	5	--	--	--	--	--	--	--	--	--	4
vs. Colorado State	--	--	--	--	--	--	--	--	--	--	--	--	--	--	--	--	--
NICHOLLS STATE	15	48	0	48	3.2	1	9	--	--	1	8	8.0	0	8	--	--	56
OREGON	--	--	--	--	--	--	--	--	--	--	--	--	--	--	--	--	--
at Arizona State	--	--	--	--	--	--	--	--	--	--	--	--	--	--	--	--	--
ARIZONA	--	--	--	--	--	--	--	--	--	--	--	--	--	--	--	--	--
at Oregon State	--	--	--	--	--	--	--	--	--	--	--	--	--	--	--	--	--
at No. 24 UCLA	--	--	--	--	--	--	--	--	--	--	--	--	--	--	--	--	--
STANFORD	--	--	--	--	--	--	--	--	--	--	--	--	--	--	--	--	--
No. 9 USC	--	--	--	--	--	--	--	--	--	--	--	--	--	--	--	--	--
at No. 24 Washington State	--	--	--	--	--	--	--	--	--	--	--	--	--	--	--	--	--
at Utah	--	--	--	--	--	--	--	--	--	--	--	--	--	--	--	--	--
Season (10 GP 0 GS)	18	54	2	52	2.9	1	9	--	--	1	8	8.0	0	8	--	--	60

2016 -Sophomore	RUSHING							RECEIVING							ALL-PURPOSE Yards		
	Att.	Gain	Loss	Net	Avg.	TD	Long	20+	10+	No.	Yds.	Avg.	TD	Long		20+	10+
vs. Colorado State	8	41	0	41	5.1	1	20	1	1	--	--	--	--	--	--	--	41
IDAHO STATE	15	56	4	52	3.5	1	8	--	--	1	8	8.0	0	8	--	--	60
at No. 4 Michigan	4	17	0	17	4.2	0	7	--	--	--	--	--	--	--	--	--	17
at Oregon	10	61	0	61	6.1	0	17	--	2	1	21	21.0	0	21	1	1	82
OREGON STATE	15	43	0	43	2.9	0	7	--	--	3	37	12.3	0	20	1	2	80
at Southern Cal	1	2	0	2	2.0	0	2	--	--	--	--	--	--	--	--	--	2
ARIZONA STATE	11	61	2	59	5.4	1	16	--	3	1	32	32.0	0	32	1	1	91
at Stanford	14	60	0	60	4.3	0	16	--	2	--	--	--	--	--	--	--	60
UCLA	2	8	0	8	4.0	0	5	--	--	--	--	--	--	--	--	--	8
at Arizona	--	--	--	--	--	--	--	--	--	--	--	--	--	--	--	--	--
No. 20 WASHINGTON STATE	3	8	0	8	2.7	0	5	--	--	1	3	3.0	0	3	--	--	11
No. 21 UTAH	1	0	5	-8	-5.0	0	0	--	--	--	--	--	--	--	--	--	-5
vs. No. 4 Washington	--	--	--	--	--	--	--	--	--	1	13	13.0	0	13	--	1	13
vs. No. 13 Oklahoma State*	--	--	--	--	--	--	--	--	--	--	--	--	--	--	--	--	44
Season (13 GP 0 GS)	84	357	11	346	4.1	3	20	1	8	8	114	14.3	0	32	3	5	460
Career (23 GP 0 GS)	102	411	13	398	3.9	4	20	1	8	9	122	13.6	0	32	3	5	520

* bowl game stats do not count toward season and career statistical totals



42 N.J. FALO • OLB

2015 - Freshman	Plays	UT	AT	TOT	TFL	Sacks	TFZ	3DS	QBH	FR	FF	PBU	INT-Yds
at Hawai'i	DNP	--	--	--	--	--	--	--	--	--	--	--	--
MASSACHUSETTS	21	2	0	— 2	0-0	0-0	0	0	0	0	0	0	0-0
vs. Colorado State	--	--	--	--	--	--	--	--	--	--	--	--	--
NICHOLLS STATE	11	2	2	— 4	0-0	0-0	0	0	0	0	0	0	0-0
OREGON	DNP	--	--	--	--	--	--	--	--	--	--	--	--
at Arizona State	6	1	0	— 1	0-0	0-0	0	0	0	0	0	0	0-0
ARIZONA	24	4	0	— 4	0-0	0-0	1	0	0	0	0	0	0-0
at Oregon State	DNP	--	--	--	--	--	--	--	--	--	--	--	--
at No. 24 UCLA	DNP	--	--	--	--	--	--	--	--	--	--	--	--
STANFORD	20	3	0	— 3	1-2	0-0	0	0	0	0	0	0	0-0
No. 9 USC	DNP	--	--	--	--	--	--	--	--	--	--	--	--
at No. 24 Washington State	21	0	2	— 2	0-0	0-0	0	0	0	0	0	0	0-0
at Utah	13	0	1	— 1	0-0	0-0	0	1	1	0	0	0	0-0
Season (8 GP 0 GS)	116	12	5	— 17	1-2	0-0	1	1	1	0	0	0	0-0

2016 - Sophomore	Plays	UT	AT	TOT	TFL	Sacks	TFZ	3DS	QBH	FR	FF	PBU	INT-Yds
vs. Colorado State	DNP	--	--	--	--	--	--	--	--	--	--	--	--
IDAHO STATE	DNP	--	--	--	--	--	--	--	--	--	--	--	--
at No. 4 Michigan	DNP	--	--	--	--	--	--	--	--	--	--	--	--
at Oregon	--	--	--	--	--	--	--	--	--	--	--	--	--
OREGON STATE	10	0	0	— 0	0-0	0-0	0	0	0	0	0	0	0-0
at Southern Cal	17	0	2	— 2	0-0	0-0	0	0	0	0	0	0	0-0
ARIZONA STATE	21	0	0	— 0	0-0	0-0	0	0	1	0	0	0	0-0
at Stanford	25	1	0	— 1	0-0	1/2-6	0	1	0	0	0	0	0-0
UCLA	46	1	1	— 2	0-0	0-0	0	0	0	0	0	2	0-0
at Arizona	36	1	1	— 2	0-0	1-1	0	1	0	0	0	0	0-0
No. 20 WASHINGTON STATE	40	2	0	— 2	0-0	0-0	1	1	0	0	0	1	0-0
No. 21 UTAH	42	2	1	— 3	0-0	0-0	1	1	0	0	0	0	0-0
vs. No. 4 Washington	20	0	0	— 0	0-0	0-0	0	0	0	0	0	0	0-0
vs. No. 13 Oklahoma State*	—	0	1	— 1	0-0	0-0	0	0	0	0	0	0	0-0
Season (10 GP 0 GS)	257	7	5	— 12	2-7	1½-7	2	4	1	0	0	3	0-0
Career (18 GP 0 GS)	373	19	10	— 29	3-9	1½-7	3	5	2	0	0	3	0-0

* bowl game stats do not count toward season and career statistical totals



1 SHAY FIELDS • WR

2014 - Freshman	RECEIVING								RUSHING					PUNT RETURNS				
	No.	Yds	Avg.	TD	Long	50+	20+	10+	No.	Net	Avg.	TD	Long	No.	Yds.	Avg	TDs	Long
vs. Colorado State	8	46	17.8	0	16	--	--	1	--	--	--	--	--	--	--	--	--	--
at Massachusetts	6	93	15.5	1	25	--	1	5	--	--	--	--	--	--	--	--	--	--
No. 16 ARIZONA STATE	7	36	5.1	1	11	--	--	2	--	--	--	--	--	--	--	--	--	--
HAWAII	6	26	4.3	0	8	--	--	--	2	14	7.0	1	13t	--	--	--	--	--
at California	2	12	6.0	0	7	--	--	--	--	--	--	--	--	--	--	--	--	--
OREGON STATE	4	44	11.0	0	17	--	--	2	--	--	--	--	--	--	--	--	--	--
at No. 22 USC	3	35	11.7	1	18	--	--	2	--	--	--	--	--	2	19	9.5	0	10
No. 25 UCLA (2OT)	2	14	7.0	0	7	--	--	--	--	--	--	--	--	2	5	2.5	0	5
WASHINGTON	2	11	5.5	0	7	--	--	--	2	10	5.0	0	8	--	--	--	--	--
at No. 21 Arizona	5	94	18.8	1	75t	1	1	1	--	--	--	--	--	--	--	--	--	--
at No. 3 Oregon	1	6	6.0	0	6	--	--	--	--	--	--	--	--	--	--	--	--	--
UTAH	4	69	17.3	0	52	1	1	2	--	--	--	--	--	2	3	1.5	0	3
Season (12 GP 10 GS)	50	486	9.7	4	75t	2	3	15	4	24	6.0	1	13t	6	27	4.5	0	10

2015 - Sophomore	RECEIVING								RUSHING					PUNT RETURNS				
	No.	Yds	Avg.	TD	Long	50+	20+	10+	No.	Net	Avg.	TD	Long	No.	Yds.	Avg	TDs	Long
at Hawai'i	6	60	10.0	0	26	--	1	2	--	--	--	--	--	2	1	0.5	0	1
MASSACHUSETTS	2	16	8.0	0	9	--	--	--	--	--	--	--	--	--	--	--	--	--
vs. Colorado State	3	79	26.3	1	65t	1	1	1	1	17	17.0	0	17	--	--	--	--	--
NICHOLLS STATE	3	47	15.7	0	34	--	1	2	--	--	--	--	--	--	--	--	--	--
OREGON	5	31	6.2	1	12	--	--	1	--	--	--	--	--	--	--	--	--	--
at Arizona State	5	103	20.6	0	67	1	1	3	--	--	--	--	--	--	--	--	--	--
ARIZONA	8	168	21.0	2	72t	1	3	5	1	-9	-9.0	0	0	--	--	--	--	--
at Oregon State	injured - did not play																	
at No. 24 UCLA	4	39	9.8	0	17	--	--	2	--	--	--	--	--	--	--	--	--	--
STANFORD	--	--	--	--	--	--	--	--	--	--	--	--	--	--	--	--	--	--
No. 9 USC	3	24	8.0	0	10	--	--	1	--	--	--	--	--	--	--	--	--	--
at No. 24 Washington State	3	31	10.3	0	19	--	--	2	--	--	--	--	--	--	--	--	--	--
at Utah	--	--	--	--	--	--	--	--	--	--	--	--	--	--	--	--	--	--
Season (12 GP 10 GS)	42	598	14.2	4	72t	3	7	19	2	8	4.0	0	17	2	1	0.5	0	1

2016 - Junior	RECEIVING								RUSHING					PUNT RETURNS				
	No.	Yds	Avg.	TD	Long	50+	20+	10+	No.	Net	Avg.	TD	Long	No.	Yds.	Avg	TDs	Long
vs. Colorado State	3	79	26.3	0	60	1	1	2	--	--	--	--	--	--	--	--	--	--
IDAHO STATE	2	78	39.0	0	42	--	2	2	--	--	--	--	--	--	--	--	--	--
at No. 4 Michigan	4	99	24.8	1	70t	1	1	2	--	--	--	--	--	--	--	--	--	--
at Oregon	5	35	7.0	1	15	--	--	1	--	--	--	--	--	--	--	--	--	--
OREGON STATE	7	169	24.1	3	63t	2	3	3	--	--	--	--	--	--	--	--	--	--
at Southern Cal	4	32	8.0	0	13	--	--	2	--	--	--	--	--	--	--	--	--	--
ARIZONA STATE	2	20	10.0	0	11	--	--	1	--	--	--	--	--	--	--	--	--	--
at Stanford	4	51	12.8	1	15t	--	--	3	1	12	12.0	0	12	--	--	--	--	--
UCLA	3	39	13.0	0	18	--	--	2	--	--	--	--	--	--	--	--	--	--
at Arizona	6	108	18.0	2	47	--	2	3	--	--	--	--	--	--	--	--	--	--
No. 20 WASHINGTON STATE	3	31	10.3	0	18	--	--	1	--	--	--	--	--	--	--	--	--	--
No. 21 UTAH	7	78	11.1	1	30	--	1	2	--	--	--	--	--	--	--	--	--	--
vs. No. 4 Washington	2	26	13.0	0	21	--	1	1	--	--	--	--	--	--	--	--	--	--
vs. No. 13 Oklahoma State*	4	38	9.5	0	14	--	--	2	--	--	--	--	--	--	--	--	--	--
Season (13 GP 13 GS)	52	845	16.3	9	70t	4	11	25	1	12	12.0	0	12	--	--	--	--	--
Career (37 GP 33 GS)	144	1,929	13.4	17	75t	9	21	59	7	44	6.3	1	17	8	28	3.5	0	10

* bowl game stats do not count toward season and career statistical totals

Career Receptions of 50 Yards or Longer (9)

- 75 at Arizona, Nov. 8, 2014 (TD) - from Sefo Liufau
- 72 vs. Arizona, Oct. 17, 2015 (TD) - from Sefo Liufau
- 70 at No. 4 Michigan, Sept. 17, 2016 (TD) - from Sefo Liufau
- 67 at Arizona State, Oct. 10, 2015 - from Sefo Liufau
- 65 vs. Colorado State, Sept. 19, 2015 (TD) - from Sefo Liufau
- 63 vs. Oregon State, Oct. 1, 2016 (TD) - from Steven Montez
- 60 vs. Colorado State, Sept. 2, 2016 - from Sefo Liufau
- 52 vs. Utah, Nov. 29, 2014 - from Sefo Liufau
- 51 vs. Oregon State, Oct. 1, 2016 (TD) - from Steven Montez



7 NICK FISHER • DB

2015 - Freshman	Plays	UT	AT	TOT	TFL	Sacks	TFZ	3DS	QBH	FR	FF	PBU	INT-Yds	SPECIAL TEAMS	
														Tackles	Points
at Hawai'i	--	--	--	--	--	--	--	--	--	--	--	--	--	--	1
MASSACHUSETTS	9	0	0	--	0-0	0-0	0	0	0	0	0	0	0-0	--	2
vs. Colorado State	--	--	--	--	--	--	--	--	--	--	--	--	--	--	--
NICHOLLS STATE	19	0	0	--	0-0	0-0	0	0	0	0	0	0	0-0	--	--
OREGON	3	0	0	--	0-0	0-0	0	0	0	0	0	0	0-0	--	--
at Arizona State	6	0	0	--	0-0	0-0	0	0	0	0	0	0	0-0	1	2
ARIZONA	--	--	--	--	--	--	--	--	--	--	--	--	--	--	--
at Oregon State	--	--	--	--	--	--	--	--	--	--	--	--	--	--	1
at No. 24 UCLA	--	--	--	--	--	--	--	--	--	--	--	--	--	--	--
STANFORD	9	0	0	--	0-0	0-0	0	0	0	0	0	0	0-0	--	--
No. 9 USC	--	--	--	--	--	--	--	--	--	--	--	--	--	2	3
at No. 24 Washington State	11	1	0	--	0-0	0-0	0	0	0	0	0	0	0-0	--	1
at Utah	--	--	--	--	--	--	--	--	--	--	--	--	--	--	--
Season (13 GP 1 GS)	57	1	0	--	0-0	0-0	0	0	0	0	0	0	0-0	3	10

2016 - Sophomore	Plays	UT	AT	TOT	TFL	Sacks	TFZ	3DS	QBH	FR	FF	PBU	INT-Yds	SPECIAL TEAMS	
														Tackles	Points
vs. Colorado State	6	0	0	--	0-0	0-0	0	0	0	0	0	0	0-0	--	--
IDAHO STATE	25	0	0	--	0-0	0-0	0	0	0	0	0	0	0-0	1	3
at No. 4 Michigan	--	--	--	--	--	--	--	--	--	--	--	--	--	--	1
at Oregon	DNP	--	--	--	--	--	--	--	--	--	--	--	--	--	--
OREGON STATE	--	--	--	--	--	--	--	--	--	--	--	--	--	--	--
at Southern Cal	5	1	2	--	0-0	0-0	0	1	0	0	0	0	0-0	--	--
ARIZONA STATE	--	--	--	--	--	--	--	--	--	--	--	--	--	1	1
at Stanford	--	--	--	--	--	--	--	--	--	--	--	--	--	--	--
UCLA	1	0	0	--	0-0	0-0	0	0	0	0	0	0	0-0	--	--
at Arizona	1	0	0	--	0-0	0-0	0	0	0	0	0	0	0-0	--	--
No. 20 WASHINGTON STATE	67	4	2	--	6	0-0	0-0	0	4	0	0	1	0-0	--	--
No. 21 UTAH	1	0	0	--	0	0-0	0-0	0	0	0	0	0	0-0	1	2
vs. No. 4 Washington	--	--	--	--	--	--	--	--	--	--	--	--	--	--	--
vs. No. 13 Oklahoma State*	--	--	--	--	--	--	--	--	--	--	--	--	--	--	--
Season (12 GP 0 GS)	107	6	4	--	10	0-0	0-0	0	5	0	0	1	0-0	3	7
Career (25 GP 1 GS)	164	7	4	--	11	0-0	0-0	0	5	0	0	1	0-0	6	17

* bowl game stats do not count toward season and career statistical totals

56 JASE FRANKE • DT

2015 - Redshirt Freshman	Plays	UT	AT	TOT	TFL	Sacks	TFZ	3DS	QBH	FR	FF	PBU	INT-Yds	SPECIAL TEAMS	
														Tackles	Points
at Hawai'i	23	4	1	--	5	1-16	1-16	0	0	0	0	1	0	0-0	--
MASSACHUSETTS	3	1	0	--	1	0-0	0-0	0	0	0	0	0	0	0-0	--
vs. Colorado State	DNP	--	--	--	--	--	--	--	--	--	--	--	--	--	--
NICHOLLS STATE	DNP	--	--	--	--	--	--	--	--	--	--	--	--	--	--
OREGON	16	1	0	--	1	1-2	0-0	0	0	0	0	0	0	0-0	--
at Arizona State	19	1	1	--	2	0-0	0-0	0	0	0	0	0	0	0-0	--
ARIZONA	2	0	0	--	0	0-0	0-0	0	0	0	0	0	0	0-0	--
at Oregon State	10	0	2	--	2	0-0	0-0	0	0	0	0	0	0	0-0	--
at No. 24 UCLA	DNP	--	--	--	--	--	--	--	--	--	--	--	--	--	--
STANFORD	19	1	1	--	2	0-0	0-0	0	0	0	0	0	0	0-0	--
No. 9 USC	9	0	0	--	0	0-0	0-0	0	0	0	0	0	0	0-0	--
at No. 24 Washington State	3	1	0	--	1	0-0	0-0	0	0	0	0	0	0	0-0	--
at Utah	14	1	0	--	1	1-2	0-0	0	1	0	0	0	0	0-0	--
Season (10 GP 1 GS)	118	10	5	--	15	3-20	1-16	0	1	0	0	1	0	0-0	0-0

2016 - Sophomore	Plays	UT	AT	TOT	TFL	Sacks	TFZ	3DS	QBH	FR	FF	PBU	INT-Yds	SPECIAL TEAMS	
														Tackles	Points
vs. Colorado State	11	2	0	--	2	0-0	0-0	0	0	0	1	0	0-0	--	--
IDAHO STATE	10	1	0	--	1	0-0	0-0	1	0	1	0	0	0-0	--	--
at No. 4 Michigan	3	0	0	--	0	0-0	0-0	0	0	0	0	0	0-0	--	--
at Oregon	3	1	0	--	1	0-0	0-0	0	0	0	0	0	0-0	--	--
OREGON STATE	13	3	1	--	4	0-0	0-0	0	0	0	0	0	0-0	--	--
at Southern Cal	4	0	0	--	0	0-0	0-0	0	0	0	0	0	0-0	--	--
ARIZONA STATE	6	0	0	--	0	0-0	0-0	0	0	0	0	0	0-0	--	--
at Stanford	7	1	0	--	1	0-0	0-0	0	0	0	0	0	0-0	--	--
UCLA	DNP	--	--	--	--	--	--	--	--	--	--	--	--	--	--
at Arizona	4	1	0	--	1	0-0	0-0	0	0	0	0	0	0-0	--	--
No. 20 WASHINGTON STATE	7	0	0	--	0	0-0	0-0	0	0	0	0	0	0-0	--	--
No. 21 UTAH	4	0	0	--	0	0-0	0-0	0	0	0	0	0	0-0	--	--
vs. No. 4 Washington	4	0	1	--	1	0-0	0-0	0	0	0	0	0	0-0	--	--
vs. No. 13 Oklahoma State*	--	1	1	--	2	0-0	0-0	0	0	0	0	0	0-0	--	--
Season (12 GP 0 GS)	76	9	2	--	11	0-0	0-0	1	0	1	0	0	0-0	0-0	0-0
Career (22 GP 1 GS)	194	19	7	--	26	3-20	1-16	1	1	1	0	2	0	0-0	0-0

* bowl game stats do not count toward season and career statistical totals



5 GEORGE FRAZIER • DE/TE

2014-Redshirt Freshman	DEFENSE													RUSHING				RECEIVING			
	Plays	UT	AT	TOT	TFL	Sacks	TFZ	3DS	QBH	FR	FF	PBU	INT-Yds	Att	Yds	TD	Long	Rec	Yds	TD	Long
vs. Colorado State	--	--	--	--	--	--	--	--	--	--	--	--	--	--	--	--	--	--	--	--	--
at Massachusetts	--	--	--	--	--	--	--	--	--	--	--	--	--	--	--	--	--	--	--	--	--
No. 16 ARIZONA STATE	14	0	1	1	0-0	0-0	0	0	0	0	0	0	0-0	--	--	--	--	1	5	0	5
HAWAII	18	0	2	2	0-0	0-0	0	0	1	0	0	0	0-0	1	1	0	1	2	27	1	18
at California	16	0	0	0	0-0	0-0	0	0	0	0	0	0	0-0	3	3	0	2	1	2	1	2
OREGON STATE	12	0	0	0	0-0	0-0	0	0	1	0	0	0	0-0	1	0	0	0	--	--	--	--
at No. 22 USC	23	0	2	2	0-0	0-0	1	0	0	0	0	0	0-0	--	--	--	--	--	--	--	--
No. 25 UCLA (2OT)	18	2	1	3	1-3	0-0	1	2	0	0	0	0	0-0	--	--	--	--	--	--	--	--
WASHINGTON	14	0	2	2	0-0	0-0	0	0	0	0	0	0	0-0	--	--	--	--	1	1	1	1
at No. 21 Arizona	27	0	2	2	0-0	0-0	0	0	0	0	0	0	0-0	--	--	--	--	--	--	--	--
at No. 3 Oregon	29	1	1	2	0-0	0-0	0	0	1	0	0	1	0-0	--	--	--	--	--	--	--	--
UTAH	24	1	0	1	0-0	0-0	0	0	0	0	0	0	0-0	--	--	--	--	--	--	--	--
Season (12 GP 1 GS)	195	4	11	15	1-3	0-0	2	2	3	0	0	1	0-0	5	4	1	2	5	35	3	18

2015 - Sophomore	DEFENSE													RUSHING				RECEIVING			
	Plays	UT	AT	TOT	TFL	Sacks	TFZ	3DS	QBH	FR	FF	PBU	INT-Yds	Att	Yds	TD	Long	Rec	Yds	TD	Long
at Hawai'i	--	--	--	--	--	--	--	--	--	--	--	--	--	--	--	--	--	--	--	--	--
MASSACHUSETTS	--	--	--	--	--	--	--	--	--	--	--	--	--	--	--	--	--	1	3	0	3
vs. Colorado State	--	--	--	--	--	--	--	--	--	--	--	--	--	--	--	--	--	--	--	--	--
NICHOLLS STATE	--	--	--	--	--	--	--	--	--	--	--	--	--	--	--	--	--	--	--	--	--
OREGON	--	--	--	--	--	--	--	--	--	--	--	--	--	--	--	--	--	--	--	--	--
at Arizona State	--	--	--	--	--	--	--	--	--	--	--	--	--	--	--	--	--	2	11	0	9
ARIZONA	--	--	--	--	--	--	--	--	--	--	--	--	--	--	--	--	--	--	--	--	--
at Oregon State	--	--	--	--	--	--	--	--	--	--	--	--	--	--	--	--	--	--	--	--	--
at No. 24 UCLA	--	--	--	--	--	--	--	--	--	--	--	--	--	--	--	--	--	1	7	0	7
STANFORD	--	--	--	--	--	--	--	--	--	--	--	--	--	--	--	--	--	--	--	--	--
No. 9 USC	--	--	--	--	--	--	--	--	--	--	--	--	--	--	--	--	--	2	10	1	9
at No. 24 Washington State	--	--	--	--	--	--	--	--	--	--	--	--	--	--	--	--	--	--	--	--	--
at Utah	--	--	--	--	--	--	--	--	--	--	--	--	--	--	--	--	--	--	--	--	--
Season (13 GP 4 GS)	--	--	--	--	--	--	--	--	--	--	--	--	--	--	--	--	--	6	31	1	9

2016 - Junior	DEFENSE													RUSHING				RECEIVING			
	Plays	UT	AT	TOT	TFL	Sacks	TFZ	3DS	QBH	FR	FF	PBU	INT-Yds	Att	Yds	TD	Long	Rec	Yds	TD	Long
vs. Colorado State	--	--	--	--	--	--	--	--	--	--	--	--	--	--	--	--	--	--	--	--	--
IDAHO STATE	--	--	--	--	--	--	--	--	--	--	--	--	--	--	--	--	--	--	--	--	--
at No. 4 Michigan	--	--	--	--	--	--	--	--	--	--	--	--	--	--	--	--	--	--	--	--	--
at Oregon	--	--	--	--	--	--	--	--	--	--	--	--	--	--	--	--	--	--	--	--	--
OREGON STATE	--	--	--	--	--	--	--	--	--	--	--	--	--	--	--	--	--	--	--	--	--
at Southern Cal	--	--	--	--	--	--	--	--	--	--	--	--	--	--	--	--	--	--	--	--	--
ARIZONA STATE	--	--	--	--	--	--	--	--	--	--	--	--	--	--	--	--	--	--	--	--	--
at Stanford	--	--	--	--	--	--	--	--	--	--	--	--	--	--	--	--	--	--	--	--	--
UCLA	--	--	--	--	--	--	--	--	--	--	--	--	--	--	--	--	--	--	--	--	--
at Arizona	--	--	--	--	--	--	--	--	--	--	--	--	--	--	--	--	--	--	--	--	--
No. 20 WASHINGTON STATE	--	--	--	--	--	--	--	--	--	--	--	--	--	--	--	--	--	--	--	--	--
No. 21 UTAH	--	--	--	--	--	--	--	--	--	--	--	--	--	--	--	--	--	--	--	--	--
vs. No. 4 Washington	--	--	--	--	--	--	--	--	--	--	--	--	--	--	--	--	--	--	--	--	--
vs. No. 13 Oklahoma State*	--	--	--	--	--	--	--	--	--	--	--	--	--	--	--	--	--	--	--	--	--
Season (13 GP 1 GS)	--	--	--	--	--	--	--	--	--	--	--	--	--	--	--	--	--	--	--	--	--
Career (38 GP 6 GS)	195	4	11	15	1-3	0-0	2	2	3	0	0	1	0-0	5	4	1	2	11	66	4	18

* bowl game stats do not count toward season and career statistical totals



32 RICK GAMBOA • ILB

2015 - Redshirt Freshman	Plays	UT	AT	TOT	TFL	Sacks	TFZ	3DS	QBH	FR	FF	PBU	INT-Yds
at Hawai'i	16	2	1	—	3	0-0	1-0	1	1	0	0	0	0-0
MASSACHUSETTS	23	1	1	—	2	1-1	0-0	0	0	0	0	0	0-0
vs. Colorado State	88	4	7	—	11	0-0	0-0	0	0	0	0	0	0-0
NICHOLLS STATE	34	7	2	—	9	0-0	0-0	0	0	0	0	0	0-0
OREGON	67	4	5	—	9	0-0	0-0	1	0	1	0	0	0-0
at Arizona State	67	3	2	—	5	0-0	0-0	0	0	0	0	1	0-0
ARIZONA	84	6	4	—	10	0-0	0-0	0	1	0	0	0	0-0
at Oregon State	73	1	5	—	6	0-0	0-0	1	1	1	0	0	0-0
at No. 24 UCLA	32	4	0	—	4	0-0	0-0	1	1	0	0	1	0-0
STANFORD	60	5	4	—	9	0-0	0-0	0	1	0	0	0	0-0
No. 9 USC	50	5	0	—	5	0-0	0-0	0	0	0	0	0	0-0
at No. 24 Washington State	55	10	2	—	12	0-0	0-0	1	1	1	0	1	0-0
at Utah	70	6	5	—	11	0-0	0-0	1	0	0	0	0	0-0
Season (13 GP 11 GS)	719	58	38	—	96	1-1	1-0	6	6	3	0	3	0-0

2016 - Sophomore	Plays	UT	AT	TOT	TFL	Sacks	TFZ	3DS	QBH	FR	FF	PBU	INT-Yds
vs. Colorado State	48	3	2	—	5	0-0	0-0	0	1	0	0	1	0-0
IDAHO STATE	26	1	2	—	3	0-0	0-0	0	0	0	0	1	0-0
at No. 4 Michigan	66	7	5	—	12	1-5	0-0	0	1	0	0	0	0-0
at Oregon	62	4	8	—	12	0-0	0-0	0	2	0	0	1	0-0
OREGON STATE	29	1	2	—	3	0-0	0-0	0	1	1	0	1	1-20t
at Southern Cal	50	6	2	—	8	0-0	0-0	1	0	0	0	0	0-0
ARIZONA STATE	32	1	2	—	3	0-0	0-0	0	0	0	0	0	0-0
at Stanford	30	2	5	—	7	0-0	0-0	0	0	0	0	0	0-0
UCLA	31	3	2	—	5	0-0	0-0	0	1	0	0	0	0-0
at Arizona	43	3	0	—	3	0-0	0-0	0	1	0	1	0	0-0
No. 20 WASHINGTON STATE	34	3	2	—	5	0-0	0-0	0	0	0	0	0	0-0
No. 21 UTAH	26	6	3	—	9	2-5	0-0	0	0	0	1	0	0-0
vs. No. 4 Washington	22	2	2	—	4	0-0	0-0	0	1	0	0	0	0-0
vs. No. 13 Oklahoma State*	—	4	7	—	11	0-0	0-0	0	0	0	0	0	0-0
Season (14 GP 14 GS)	499	42	37	—	79	3-10	0-0	1	8	1	1	4	1-20
Career (27 GP 25 GS)	1,218	100	75	—	175	4-11	1-0	7	14	4	1	7	1-20

* bowl game stats do not count toward season and career statistical totals

15 CHRIS GRAHAM • PK

2015 - Sophomore	EP-EPA	FG-FGA	10-19	20-29	30-39	40-49	50+	Long	PTS
at Hawai'i	0-0	0-0	--	--	--	--	--	--	--
MASSACHUSETTS	0-0	0-0	--	--	--	--	--	--	--
vs. Colorado State	0-0	0-0	--	--	--	--	--	--	--
NICHOLLS STATE	1-1	0-0	--	--	--	--	--	1	1
OREGON	0-0	0-0	--	--	--	--	--	--	--
at Arizona State	0-0	0-0	--	--	--	--	--	--	--
ARIZONA	0-0	0-0	--	--	--	--	--	--	--
at Oregon State	0-0	0-0	--	--	--	--	--	--	--
at No. 24 UCLA	0-0	0-0	--	--	--	--	--	--	--
STANFORD	0-0	0-0	--	--	--	--	--	--	--
No. 9 USC	0-0	0-0	--	--	--	--	--	--	--
at No. 24 Washington State	0-0	0-0	--	--	--	--	--	--	--
at Utah	0-0	0-0	--	--	--	--	--	--	--
Season (13 GP)	1-1	0-0	--	--	--	--	--	--	1

2016 - Junior	EP-EPA	FG-FGA	10-19	20-29	30-39	40-49	50+	Long	PTS
vs. Colorado State	<i>Did Not Play</i>								
IDAHO STATE	1-1	0-1	0-0	0-0	0-0	0-1	0-0	--	1
at No. 4 Michigan	<i>Did Not Play</i>								
at Oregon	3-4	2-2	0-0	1-1	1-1	0-0	0-0	33	9
OREGON STATE	0-1	0-0	--	--	--	--	--	--	--
at Southern Cal	0-0	0-0	--	--	--	--	--	--	--
ARIZONA STATE	1-1	1-1	0-0	0-0	1-1	0-0	0-0	36	4
at Stanford	1-1	1-3	0-0	1-2	0-0	0-1	0-0	23	4
UCLA	2-2	2-3	--	1-1	1-2	0-0	0-0	37	8
at Arizona	0-0	0-0	--	--	--	--	--	--	--
No. 20 WASHINGTON STATE	0-0	1-1	0-0	0-0	0-0	1-1	0-0	46	3
No. 21 UTAH	0-0	2-2	1-1	1-1	0-0	0-0	0-0	25	6
vs. No. 4 Washington	0-0	1-1	0-0	1-1	0-0	0-0	0-0	24	3
vs. No. 13 Oklahoma State*	0-0	0-1	0-0	0-0	0-0	0-1	0-0	--	--
Season (11 GP)	8-10	10-14	1-1	5-6	3-4	1-3	0-0	46	38
Career (25 GP)	9-11	10-14	1-1	5-6	3-4	1-3	0-0	46	39

* bowl game stats do not count toward season and career statistical totals



96 TERRAN HASSELBACH • OLB

2015-Redshirt Freshman	Plays	UT	AT	TOT	TFL	Sacks	TFZ	3DS	QBH	FR	FF	PBU	INT-Yds
at Hawai'i	1	0	0	—	0	0-0	0-0	0	0	0	0	0	0-0
MASSACHUSETTS	16	1	1	—	2	0-0	0-0	1	0	1	0	0	0-0
vs. Colorado State	--	--	--	—	--	--	--	--	--	--	--	--	--
NICHOLLS STATE	8	1	0	—	1	0-0	0-0	0	0	1	1	0	0-0
OREGON	--	--	--	—	--	--	--	--	--	--	--	--	--
at Arizona State	--	--	--	—	--	--	--	--	--	--	--	--	--
ARIZONA	--	--	--	—	--	--	--	--	--	--	--	--	--
at Oregon State	15	1	0	—	1	0-0	0-0	0	0	0	0	0	0-0
at No. 24 UCLA	7	0	0	—	0	0-0	0-0	0	0	1	0	0	0-0
STANFORD	7	1	0	—	1	1-5	0-0	0	0	0	0	0	0-0
No. 9 USC	--	--	--	—	--	--	--	--	--	--	--	--	--
at No. 24 Washington State	15	0	2	—	2	0-0	0-0	0	0	0	0	0	0-0
at Utah	4	0	0	—	0	0-0	0-0	1	0	0	0	0	0-0
Season (8 GP 0 GS)	73	4	3	—	7	1-5	0-0	2	0	3	1	0	0-0

2016 - Sophomore	Plays	UT	AT	TOT	TFL	Sacks	TFZ	3DS	QBH	FR	FF	PBU	INT-Yds
vs. Colorado State	22	0	0	—	0	0-0	0-0	0	0	0	0	0	0-0
IDAHO STATE	23	1	0	—	1	0-0	0-0	0	0	0	0	0	0-0
at No. 4 Michigan	3	0	0	—	0	0-0	0-0	0	0	0	0	0	0-0
at Oregon	21	1	0	—	1	0-0	0-0	0	0	0	0	0	0-0
OREGON STATE	16	0	0	—	0	0-0	0-0	0	1	0	0	1	0-0
at Southern Cal	2	0	0	—	0	0-0	0-0	0	0	0	0	0	0-0
ARIZONA STATE	2	0	0	—	0	0-0	0-0	0	0	0	0	0	0-0
at Stanford	DNP	--	--	—	--	--	--	--	--	--	--	--	--
UCLA	25	1	0	—	1	0-0	0-0	0	0	0	0	0	0-0
at Arizona	2	0	0	—	0	0-0	0-0	0	0	0	0	0	0-0
No. 20 WASHINGTON STATE	--	--	--	—	--	--	--	--	--	--	--	--	--
No. 21 UTAH	1	0	0	—	0	0-0	0-0	0	0	0	0	0	0-0
vs. No. 4 Washington	--	0	0	—	0	0-0	0-0	0	0	0	0	0	0-0
vs. No. 13 Oklahoma State*	—	0	0	—	0	0-0	0-0	0	0	0	0	0	0-0
Season (12 GP 0 GS)	117	3	0	—	3	0-0	0-0	0	1	0	0	1	0-0
Career (18 GP 0 GS)	190	7	3	—	10	1-5	0-0	2	1	3	1	0	0-0

* bowl game stats do not count toward season and career statistical totals

6 JOHNNY HUNTLEY III • WR

2016 - Junior	RECEIVING							SPECIAL TEAMS POINTS-----																
	No.	Yds	Avg.	TD	Long	20+	10+	UT	UT/20	AT	AT/20	TOTAL	FF	FR	KSD	WB	DP	BLK	FFC	fdf	RK	OTH	POINTS	
vs. Colorado State	--	--	--	--	--	--	--	--	--	--	--	--	--	--	--	--	--	--	--	--	--	--	--	--
IDAHO STATE	1	14	14.0	0	14	--	14	1	0	0	0	1	0	0	0	0	0	0	0	0	0	0	0	= 1
at No. 4 Michigan	Did Not Play							--	--	--	--	--	--	--	--	--	--	--	--	--	--	--	--	--
at Oregon	--	--	--	--	--	--	--	1	0	1	1	2	0	0	0	0	0	0	0	0	0	0	0	= 3
OREGON STATE	--	--	--	--	--	--	--	--	--	--	--	--	--	--	--	--	--	--	--	--	--	--	--	--
at Southern Cal	--	--	--	--	--	--	--	--	--	--	--	--	--	--	--	--	--	--	--	--	--	--	--	--
ARIZONA STATE	--	--	--	--	--	--	--	0	0	0	0	0	0	0	1	0	0	0	0	0	0	0	0	= 1
at Stanford	--	--	--	--	--	--	--	--	--	--	--	--	--	--	--	--	--	--	--	--	--	--	--	--
UCLA	--	--	--	--	--	--	--	--	--	--	--	--	--	--	--	--	--	--	--	--	--	--	--	--
at Arizona	--	--	--	--	--	--	--	--	--	--	--	--	--	--	--	--	--	--	--	--	--	--	--	--
No. 20 WASHINGTON STATE	--	--	--	--	--	--	--	--	--	--	--	--	--	--	--	--	--	--	--	--	--	--	--	--
No. 21 UTAH	--	--	--	--	--	--	--	--	--	--	--	--	--	--	--	--	--	--	--	--	--	--	--	--
vs. No. 4 Washington	--	--	--	--	--	--	--	--	--	--	--	--	--	--	--	--	--	--	--	--	--	--	--	--
vs. No. 13 Oklahoma State*	--	--	--	--	--	--	--	--	--	--	--	--	--	--	--	--	--	--	--	--	--	--	--	--
Season (12 GP 0 GS)	1	14	14.0	0	14	--	1	2	0	1	1	3	0	0	1	0	0	0	0	0	0	0	0	= 5

* bowl game stats do not count toward season and career statistical totals

KEY: UT—Unassisted Tackle; UT/20—UT Inside-the-20; AT—Assisted Tackle; AT/20—AT Inside-the-20; FF—Forced Fumble; FR—Fumble/Muff Recovery (Opponent on defense or CU or Opponent on special teams); KSD—Knockdown or Springing Block on Kick Return; WB—Wedge Break; DP—Downed Punt (meaningful); BLK—Blocked Kick; RK—Recovered Blocked Kick, Punt or On-side kick; FFC—Forced Fair Catch; fdf—First Downfield (on kickoff or punt that altered return path);



52 LEO JACKSON III • DE

2015 - Sophomore	Plays	UT	AT	TOT	TFL	Sacks	TFZ	3DS	QBH	FR	FF	PBU	INT-Yds
at Hawai'i	51	2	1	—	3	0-0	0-0	0	0	1	0	0	0-0
MASSACHUSETTS	43	0	1	—	1	0-0	0-0	0	0	0	0	0	0-0
vs. Colorado State	88	2	4	—	6	0-0	0-0	2	1	0	0	0	0-0
NICHOLLS STATE	DNP												
OREGON	80	3	2	—	5	1-3	1-3	0	1	1	0	1	0-0
at Arizona State	43	3	2	—	5	0-0	0-0	0	0	0	0	0	0-0
ARIZONA	58	1	1	—	2	0-0	0-0	0	1	1	0	0	0-0
at Oregon State	37	4	1	—	5	1-4	1-4	0	1	0	0	0	0-0
at No. 24 UCLA	40	0	1	—	1	0-0	0-0	0	0	0	0	0	0-0
STANFORD	54	1	1	—	2	0-0	0-0	0	0	0	0	0	0-0
No. 9 USC	19	0	0	—	0	0-0	0-0	0	0	0	0	0	0-0
at No. 24 Washington State	27	0	0	—	0	0-0	0-0	0	0	0	0	0	0-0
at Utah	46	2	1	—	3	0-0	0-0	1	1	1	0	0	0-0
Season (12 GP 10 GS)	586	18	15	—	33	2-7	2-7	3	5	4	0	1	0-0

2016 - Junior	Plays	UT	AT	TOT	TFL	Sacks	TFZ	3DS	QBH	FR	FF	PBU	INT-Yds
vs. Colorado State	15	1	0	—	1	0-0	0-0	0	0	0	0	0	0-0
IDAHO STATE	23	0	0	—	0	0-0	0-0	0	0	0	0	0	0-0
at No. 4 Michigan	19	0	1	—	1	0-0	0-0	0	0	0	0	0	0-0
at Oregon	29	2	0	—	2	0-0	0-0	0	0	0	0	0	0-0
OREGON STATE	26	3	1	—	4	0-0	0-0	0	0	0	0	0	0-0
at Southern Cal	26	1	1	—	2	0-0	0-0	0	0	0	0	0	0-0
ARIZONA STATE	24	0	1	—	1	0-0	0-0	0	1	1	0	0	0-0
at Stanford	5	0	0	—	0	0-0	0-0	0	0	0	0	0	0-0
UCLA	10	0	1	—	1	0-0	0-0	0	0	0	0	0	0-0
at Arizona	33	1	0	—	1	0-0	0-0	0	0	0	0	0	0-0
No. 20 WASHINGTON STATE	17	1	0	—	1	0-0	0-0	0	0	0	0	0	0-0
No. 21 UTAH	16	1	0	—	1	0-0	0-0	0	0	0	0	0	0-0
vs. No. 4 Washington	11	0	1	—	1	0-0	0-0	0	0	0	0	0	0-0
vs. No. 13 Oklahoma State*	—	0	1	—	1	0.5-1	0.5-1	0	1	0	0	0	0-0
Season (13 GP 1 GS)	254	10	6	—	16	0-0	0-0	0	1	1	0	0	0-0
Career (25 GP 11 GS)	840	28	21	—	49	2-7	2-7	3	6	5	0	1	0-0

* bowl game stats do not count toward season and career statistical totals

8 ANTHONY JULMISSE • DB

2016 - Freshman	DEFENSE													KICKOFF RETURNS			
	Plays	UT	AT	TOT	TFL	Sacks	TFZ	3DS	QBH	FR	FF	PBU	INT-Yds	No.	Yds.	TD	Long
vs. Colorado State	5	0	0	—	0	0-0	0-0	0	0	0	1	0	0-0	--	--	--	--
IDAHO STATE	27	3	0	—	3	0-0	0-0	0	0	0	0	0	1-1	1	14	0	14
at No. 4 Michigan	--	--	--	—	--	--	--	--	--	--	--	--	--	4	101	0	32
at Oregon	--	--	--	—	--	--	--	--	--	--	--	--	--	1	8	0	8
OREGON STATE	10	0	0	—	0	0-0	0-0	0	0	0	0	0	0	1	33	0	33
at Southern Cal	--	--	--	—	--	--	--	--	--	--	--	--	--	1	21	0	21
ARIZONA STATE	--	--	--	—	--	--	--	--	--	--	--	--	--	--	--	--	--
at Stanford	--	--	--	—	--	--	--	--	--	--	--	--	--	1	18	0	18
UCLA	3	0	0	—	0	0-0	0-0	0	0	1	0	0	0	1	24	0	24
at Arizona	--	--	--	—	--	--	--	--	--	--	--	--	--	--	--	--	--
No. 20 WASHINGTON STATE	8	0	0	—	0	0-0	0-0	0	0	0	0	0	0	2	40	0	27
No. 21 UTAH	--	--	--	—	--	--	--	--	--	--	--	--	--	2	38	0	22
vs. No. 4 Washington	--	--	--	—	--	--	--	--	--	--	--	--	--	3	87	0	48
vs. No. 13 Oklahoma State*	—	--	--	—	--	--	--	--	--	--	--	--	--	1	20	0	16
Season (12 GP 0 GS)	53	3	0	—	3	0-0	0-0	0	0	1	1	0	1-1	17	384	0	48

* bowl game stats do not count toward season and career statistical totals



86 DYLAN KEENEY • TE

2015-Redshirt Freshman	RECEIVING						
	No.	Yds	Avg.	TD	Long	20+	10+
at Hawai'i	--	--	--	--	--	--	--
MASSACHUSETTS	--	--	--	--	--	--	--
vs. Colorado State	1	23	23.0	0	23	1	1
NICHOLLS STATE	--	--	--	--	--	--	--
OREGON	--	--	--	--	--	--	--
at Arizona State	--	--	--	--	--	--	--
ARIZONA	--	--	--	--	--	--	--
at Oregon State	--	--	--	--	--	--	--
at No. 24 UCLA	--	--	--	--	--	--	--
STANFORD	1	11	11.0	0	11	--	1
No. 9 USC	--	--	--	--	--	--	--
at No. 24 Washington State	3	31	10.3	0	14	--	2
at Utah	1	6	6.0	0	6	--	--
Season (13 GP 2 GS)	6	71	11.8	0	23	1	4

2016 - Sophomore	RECEIVING						
	No.	Yds	Avg.	TD	Long	20+	10+
vs. Colorado State	--	--	--	--	--	--	--
IDAHO STATE	--	--	--	--	--	--	--
at No. 4 Michigan	Did Not Play						
at Oregon	--	--	--	--	--	--	--
OREGON STATE	1	8	8.0	0	8	--	--
at Southern Cal	--	--	--	--	--	--	--
ARIZONA STATE	--	--	--	--	--	--	--
at Stanford	--	--	--	--	--	--	--
UCLA	--	--	--	--	--	--	--
at Arizona	--	--	--	--	--	--	--
No. 20 WASHINGTON STATE	--	--	--	--	--	--	--
No. 21 UTAH	Did Not Play						
vs. No. 4 Washington	--	--	--	--	--	--	--
vs. No. 13 Oklahoma State*	Did Not Play						
Season (11 GP 1 GS)	1	8	8.0	0	8	--	--
Career (24 GP 3 GS)	7	79	11.3	0	23	1	4

* bowl game stats do not count toward season and career statistical totals

89 ALEX KINNEY • P

2015 - Freshman	PUNTING				In			Had Ret Net		
	No.	Yds	Avg.	Long	20	50+	TB	BLK	Yds	Avg
at Hawai'i	7	252	36.0	42	1	0	0	1	18	42.8
MASSACHUSETTS	4	117	29.2	46	1	0	0	0	0	29.2
vs. Colorado State	7	274	39.1	48	3	0	0	0	27	35.3
NICHOLLS STATE	2	76	38.0	43	1	0	1	0	0	28.0
OREGON	6	276	46.0	57	2	2	0	0	6	45.0
at Arizona State	5	191	38.2	50	2	1	0	1	18	28.8
ARIZONA	8	343	42.9	54	3	2	0	0	10	41.6
at Oregon State	6	252	42.0	58	2	1	0	0	0	42.0
at No. 24 UCLA	5	216	43.2	48	3	0	0	0	0	43.2
STANFORD	4	180	45.0	49	0	0	0	0	37	35.8
No. 9 USC	4	173	43.2	49	3	0	0	0	11	40.5
at No. 24 Washington State	2	76	38.0	40	1	0	0	0	0	38.0
at Utah	6	222	37.0	47	1	0	0	0	3	36.5
Season (13 GP)	66	2,648	40.1	58	23	6	1	2	112	38.1

2016 - Sophomore	PUNTING				In			Had Ret Net		
	No.	Yds	Avg.	Long	20	50+	TB	BLK	Yds	Avg
vs. Colorado State	2	90	45.0	45	0	0	0	0	0	45.0
IDAHO STATE	4	167	41.8	47	1	0	1	0	6	35.3
at No. 4 Michigan	8	338	42.2	53	0	2	1	1	132	17.9
at Oregon	3	121	40.3	42	1	0	0	0	0	40.3
OREGON STATE	5	222	44.4	57	1	1	0	0	29	38.6
at Southern Cal	7	295	42.1	47	2	0	1	0	50	32.1
ARIZONA STATE	6	266	44.3	47	0	0	0	0	35	38.5
at Stanford	5	210	42.0	59	2	1	0	0	-4	42.8
UCLA	3	124	41.3	46	1	0	0	0	3	40.3
at Arizona	5	208	41.6	47	3	0	0	0	0	41.6
No. 20 WASHINGTON STATE	2	69	34.5	35	1	0	0	0	0	34.5
No. 21 UTAH	9	381	42.3	53	2	2	1	0	72	32.1
vs. No. 4 Washington	7	232	33.1	44	1	0	0	0	18	30.6
vs. No. 13 Oklahoma State*	6	248	41.3	52	1	2	0	0	248	41.3
Season (13 GP)	66	2,723	41.3	59	15	8	4	1	308	35.4
Career (26 GP)	132	5,371	40.7	59	38	14	5	3	420	36.8

* bowl game stats do not count toward season and career statistical totals; Net Yards includes touchback yardage.



1 AFOLABI LAGUDA • DB

2015 - Sophomore	Plays	UT	AT	TOT	TFL	Sacks	TFZ	3DS	QBH	FR	FF	PBU	INT-Yds	SPECIAL TEAMS	
														Tackles	Points
at Hawai'i	4	0	0	—	0	0-0	0	0	0	0	0	0	0-0	1	1
MASSACHUSETTS	5	0	0	—	0	0-0	0	0	0	0	0	0	0-0	0	0
vs. Colorado State	31	2	0	—	2	0-0	0	0	0	0	0	0	0-0	1	2
NICHOLLS STATE	19	3	0	—	3	0-0	0	1	0	0	0	1	0-0	0	1
OREGON	18	0	0	—	0	0-0	0	0	0	0	0	0	0-0	1	2
at Arizona State	23	1	0	—	1	0-0	0	0	0	0	0	0	0-0	1	1
ARIZONA	31	3	0	—	3	0-0	1	1	0	0	0	0	0-0	0	1
at Oregon State	--	--	--	—	--	--	--	--	--	--	--	--	--	1	2
at No. 24 UCLA	14	0	1	—	1	0-0	0	0	0	0	0	0	0-0	1	2
STANFORD	31	3	0	—	3	0-0	0	0	0	0	0	0	0-0	1	4
No. 9 USC	10	3	2	—	5	0-0	0	0	0	0	0	0	0-0	1	2
at No. 24 Washington State	34	1	1	—	2	0-0	0	0	0	0	0	0	0-0	0	1
at Utah	17	1	1	—	2	0-0	0	0	0	0	0	0	0-0	0	2
Season (13 GP 0 GS)	237	17	5	—	22	0-0	1	2	0	0	0	1	0-0	8	21

2016 - Junior	Plays	UT	AT	TOT	TFL	Sacks	TFZ	3DS	QBH	FR	FF	PBU	INT-Yds	SPECIAL TEAMS	
														Tackles	Points
vs. Colorado State	55	4	1	—	5	1-1	0	0	0	0	0	0	0-0	0	0
IDAHO STATE	27	1	2	—	3	0-0	0	0	1	0	0	0	0-0	0	0
at No. 4 Michigan	71	4	1	—	5	0-0	0	1	0	0	0	0	0-0	0	1
at Oregon	78	6	2	—	8	0-0	2	0	0	0	0	1	0-0	0	0
OREGON STATE	56	3	1	—	4	0-0	0	0	0	0	0	0	0-0	0	0
at Southern Cal	73	8	3	—	11	0-0	0	0	0	1-9	1	0	0-0	2	3
ARIZONA STATE	63	1	2	—	3	0-0	0	1	0	0	0	1	1-0	0	0
at Stanford	62	6	2	—	8	0-0	0	1	0	0	0	0	0-0	0	0
UCLA	59	3	4	—	7	0-0	1	0	0	0	0	1	0-0	0	0
at Arizona	76	6	6	—	12	0-0	0	0	0	0	0	0	0-0	0	0
No. 20 WASHINGTON STATE	13	0	0	—	0	0-0	0	0	0	0	0	0	0-0	0	0
No. 21 UTAH	81	3	1	—	4	0-0	0	0	0	0	0	2	0-0	0	0
vs. No. 4 Washington	78	4	6	—	10	1-5	0	0	0	0	0	1	0-0	0	0
vs. No. 13 Oklahoma State*	—	0	3	—	3	0-0	0	0	0	0	0	0	0-0	0	0
Season (13 GP 0 GS)	792	49	31	—	80	2-6	3	3	1	1-9	1	6	1-0	2	4
Career (26 GP 13 GS)	1,029	66	36	—	102	2-6	4	5	1	1-9	1	7	1-0	10	25

* bowl game stats do not count toward season and career statistical totals

20 DREW LEWIS • ILB

2016 - Sophomore	Plays	UT	AT	TOT	TFL	Sacks	TFZ	3DS	QBH	FR	FF	PBU	INT-Yds	SPECIAL TEAMS	
														Tackles	Points
vs. Colorado State	4	0	0	—	0	0-0	0	0	0	0	0	0	0-0	0	0
IDAHO STATE	29	3	1	—	4	0-0	0	1	0	0	0	1	0-0	0	0
at No. 4 Michigan	--	--	--	—	--	--	--	--	--	--	--	--	--	0	1
at Oregon	--	--	--	—	--	--	--	--	--	--	--	--	--	1	5
OREGON STATE	10	3	0	—	3	1-6	0	1	0	0	0	0	0-0	1	2
at Southern Cal	--	--	--	—	--	--	--	--	--	--	--	--	--	0	0
ARIZONA STATE	--	--	--	—	--	--	--	--	--	--	--	--	--	1	2
at Stanford	--	--	--	—	--	--	--	--	--	--	--	--	--	0	0
UCLA	--	--	--	—	--	--	--	--	--	--	--	--	--	1	3
at Arizona	3	1	0	—	1	0-0	0	0	0	0	0	0	0-0	0	1
No. 20 WASHINGTON STATE	--	--	--	—	--	--	--	--	--	--	--	--	--	1	1
No. 21 UTAH	--	--	--	—	--	--	--	--	--	--	--	--	--	0	0
vs. No. 4 Washington	--	--	--	—	--	--	--	--	--	--	--	--	--	2	3
vs. No. 13 Oklahoma State*	--	--	--	—	--	--	--	--	--	--	--	--	--	-	-
Season (13 GP 0 GS)	46	7	1	—	8	1-6	0	2	0	0	0	1	0-0	8	18

* bowl game stats do not count toward season and career statistical totals



29 DONOVAN LEE • TB

2014 - Freshman	RUSHING									RECEIVING					KO RETURN				ALL-PURPOSE Yards			
	Att.	Gain	Loss	Net	Avg.	TD	Long	20+	10+	No.	Yds.	Avg.	TD	Long	20+	10+	No.	Yds.		Avg.	Long	TD
vs. Colorado State	Did Not Play																					
at Massachusetts	Did Not Play																					
No. 16 ARIZONA STATE	2	45	7	38	19.0	0	45	1	1	--	--	--	--	--	--	--	--	--	--	--	--	38
HAWAI'I	1	2	0	2	0	2.0	2	--	--	--	--	--	--	--	--	--	--	--	--	--	--	2
at California	1	2	0	2	0	2.0	2	--	--	3	18	6.0	0	7	--	--	--	--	--	--	--	20
OREGON STATE	--	--	--	--	--	--	--	--	--	2	12	6.0	0	9	--	--	--	--	--	--	--	12
at No. 22 USC	--	--	--	--	--	--	--	--	--	2	8	4.0	0	5	--	--	--	--	--	--	--	8
No. 25 UCLA (2OT)	2	10	0	10	5.0	0	9	--	--	--	--	--	--	--	--	--	--	--	--	--	--	10
WASHINGTON	1	0	2	-2	-2.0	0	0	--	--	1	7	7.0	0	7	--	--	--	--	--	--	--	5
at No. 21 Arizona	--	--	--	--	--	--	--	--	--	3	17	5.7	0	6	--	--	--	--	--	--	--	17
at No. 3 Oregon	--	--	--	--	--	--	--	--	--	2	16	8.0	1	11	--	1	--	--	--	--	--	16
UTAH	1	0	11	-11	-11.0	0	0	--	--	--	--	--	--	--	--	--	1	46	46.0	0	46	35
Season (10 GP 0 GS)	8	59	20	39	4.9	0	45	1	1	13	78	6.0	1	11	--	1	1	46	46.0	0	46	163

2015 - Sophomore	RUSHING									RECEIVING					KO RETURN				ALL-PURPOSE Yards			
	Att.	Gain	Loss	Net	Avg.	TD	Long	20+	10+	No.	Yds.	Avg.	TD	Long	20+	10+	No.	Yds.		Avg.	Long	TD
at Hawai'i	Did Not Play																					
MASSACHUSETTS	Did Not Play																					
vs. Colorado State	1	12	0	12	12.0	0	12	--	1	--	--	--	--	--	--	--	2	58	29.0	33	0	70
NICHOLLS STATE	10	103	0	103	10.3	1	59t	2	2	--	--	--	--	--	--	--	1	27	27.0	27	0	130
OREGON	1	8	0	8	8.0	0	8	--	--	2	1	0.5	0	4	--	--	1	24	24.0	24	0	33
at Arizona State	2	10	0	10	5.0	0	5	--	--	3	10	3.3	0	8	--	--	--	--	--	--	--	20
ARIZONA	1	4	0	4	4.0	0	4	--	--	2	5	2.5	0	8	--	--	6	129	21.5	35	0	138
at Oregon State	7	38	0	38	5.4	0	7	--	--	3	25	8.3	0	17	--	1	2	41	20.5	21	0	104
at No. 24 UCLA	13	72	10	62	4.8	1	23	2	2	7	15	2.1	0	12	--	1	2	47	23.5	25	0	124
STANFORD	7	24	7	17	2.4	1	8	--	--	2	10	5.0	0	9	--	--	2	55	27.5	30	0	82
No. 9 USC	7	32	0	32	4.6	0	12	--	1	2	23	11.5	0	16	--	1	3	85	28.3	37	0	140
at No. 24 Washington State	--	--	--	--	--	--	--	--	--	5	39	7.8	0	15	--	2	3	74	24.7	32	0	113
at Utah	--	--	--	--	--	--	--	--	--	--	--	--	--	--	--	--	--	--	--	--	--	--
Season (11 GP 3 GS)	49	303	17	286	5.8	3	59t	4	6	26	128	4.9	0	17	--	5	22	540	24.5	0	37	954

2016 - Junior	RUSHING									RECEIVING					KO RETURN				ALL-PURPOSE Yards			
	Att.	Gain	Loss	Net	Avg.	TD	Long	20+	10+	No.	Yds.	Avg.	TD	Long	20+	10+	No.	Yds.		Avg.	Long	TD
vs. Colorado State	10	44	3	41	4.1	0	21	1	1	2	12	6.0	0	8	--	--	--	--	--	--	--	53
IDAHO STATE	8	44	4	40	5.0	0	15	--	2	1	10	10.0	0	10	--	1	--	--	--	--	--	50
at No. 4 Michigan	1	3	0	3	3.0	0	3	--	--	1	3	3.0	0	3	--	--	--	--	--	--	--	6
at Oregon	2	1	3	-2	-1.0	0	1	--	--	--	--	--	--	--	--	--	--	--	--	--	--	-2
OREGON STATE	7	16	1	15	2.1	0	9	--	--	1	13	13.0	0	13	--	1	--	--	--	--	--	28
at Southern Cal	--	--	--	--	--	--	--	--	--	1	-4	-4.0	0	0	--	--	--	--	--	--	--	-4
ARIZONA STATE	Did Not Play																					
at Stanford	Did Not Play																					
UCLA	--	--	--	--	--	--	--	--	--	--	--	--	--	--	--	--	--	--	--	--	--	--
at Arizona	--	--	--	--	--	--	--	--	--	--	--	--	--	--	--	--	--	--	--	--	--	--
No. 20 WASHINGTON STATE	Did Not Play																					
No. 21 UTAH	--	--	--	--	--	--	--	--	--	1	4	-0	0	0	--	--	--	--	--	--	--	4
vs. No. 4 Washington	--	--	--	--	--	--	--	--	--	--	--	--	--	--	--	--	--	--	--	--	--	--
vs. No. 13 Oklahoma State*	--	--	--	--	--	--	--	--	--	1	8	8.0	0	8	--	--	--	--	--	--	--	8
Season (10 GP 1 GS)	28	108	11	97	3.5	0	21	1	3	7	38	5.4	0	13	--	2	--	--	--	--	--	135
Career (31 GP 4 GS)	85	470	48	422	5.0	3	59t	6	10	46	244	5.3	1	17	--	8	23	586	23.5	0	46	1,252

* bowl game stats do not count toward season and career statistical totals



23 PHILLIP LINDSAY • TB

2014-Redshirt Freshman	RUSHING								RECEIVING						KO RETURN					ALL-PURPOSE Yards		
	Att.	Gain	Loss	Net	Avg.	TD	Long	20+	10+	No.	Yds.	Avg.	TD	Long	20+	10+	No.	Yds.	Avg.		Long	TD
vs. Colorado State	2	0	0	0	0.0	0	0	--	--	--	--	--	--	--	--	--	2	42	21.0	23	0	23
at Massachusetts	7	41	0	41	5.9	0	27	1	1	--	--	--	--	--	--	--	3	67	22.3	27	0	108
No. 16 ARIZONA STATE	9	40	1	39	4.3	0	11	--	2	2	6	3.0	0	4	--	--	5	113	22.6	46	0	158
HAWAII	8	23	0	23	2.9	0	6	--	--	--	--	--	--	--	--	--	2	77	38.5	51	0	100
at California	2	0	1	-1	-0.5	0	0	--	--	--	--	--	--	--	--	--	6	133	21.2	30	0	132
OREGON STATE	5	29	0	29	5.8	0	10	--	1	1	27	27.0	0	27	1	1	--	--	--	--	--	56
at No. 22 USC	10	56	1	55	5.5	0	20	1	1	1	7	7.0	0	7	--	--	5	103	20.6	24	0	165
No. 25 UCLA (2OT)	3	22	0	22	7.3	0	14	--	1	2	12	6.0	0	9	--	--	--	--	--	--	--	34
WASHINGTON	2	16	0	16	8.0	0	9	--	--	1	13	13.0	0	13	--	1	4	112	28.0	41	0	141
at No. 21 Arizona	17	115	1	114	6.7	0	36	1	3	1	3	3.0	0	3	--	--	--	--	--	--	--	117
at No. 3 Oregon	11	50	1	49	4.5	0	16	--	3	4	26	6.5	0	18	--	1	7	142	20.3	26	0	217
UTAH	3	6	2	4	1.3	0	5	--	--	2	24	12.0	0	20	1	1	2	60	30.0	35	0	88
Season (12 GP 0 GS)	79	398	7	391	5.0	0	36	3	12	14	118	8.4	0	27	2	4	36	849	23.6	51	0	1,358

2015 - Sophomore	RUSHING								RECEIVING						KO RETURN					ALL-PURPOSE Yards		
	Att.	Gain	Loss	Net	Avg.	TD	Long	20+	10+	No.	Yds.	Avg.	TD	Long	20+	10+	No.	Yds.	Avg.		Long	TD
at Hawai'i	8	35	0	35	4.4	0	9	--	--	3	2	0.7	0	4	--	--	2	64	32.0	41	0	101
MASSACHUSETTS	10	73	0	73	7.3	1	37	1	1	2	48	24.0	0	34	1	2	1	18	18.0	18	0	139
vs. Colorado State	8	27	5	22	2.8	0	10	--	1	1	9	9.0	0	9	--	--	--	--	--	--	--	31
NICHOLLS STATE	17	113	0	113	6.6	2	23	2	3	--	--	--	--	--	--	--	--	--	--	--	--	113
OREGON	12	37	0	37	3.1	0	11	--	1	4	60	15.0	0	29	2	2	--	--	--	--	--	97
at Arizona State	9	46	3	43	4.8	2	16	--	1	--	--	--	--	--	--	--	--	--	--	--	--	43
ARIZONA	23	93	2	91	4.0	0	15	--	3	2	-1	0.0	0	5	--	--	--	--	--	--	--	90
at Oregon State	9	54	3	51	5.7	0	24	1	1	2	14	7.0	0	10	--	1	--	--	--	--	--	65
at No. 24 UCLA	6	24	0	24	4.0	0	6	--	--	2	16	8.0	0	10	--	1	--	--	--	--	--	40
STANFORD	5	15	1	14	2.8	0	6	--	--	--	--	--	--	--	--	--	2	38	19.0	21	0	52
No. 9 USC	8	24	0	24	3.0	1	6	--	--	2	8	4.0	0	4	--	--	--	--	--	--	--	32
at No. 24 Washington State	16	87	9	78	4.9	0	32	2	4	3	6	2.0	0	6	--	--	--	--	--	--	--	84
at Utah	9	52	4	48	5.3	0	17	--	2	5	49	9.8	1	17	--	2	2	34	17.0	24	0	131
Season (13 GP 6 GS)	140	680	27	653	4.66	6	37	6	17	26	211	8.1	1	34	3	8	7	154	22.0	41	0	1,018

2016 - Junior	RUSHING								RECEIVING						KO RETURN					ALL-PURPOSE Yards		
	Att.	Gain	Loss	Net	Avg.	TD	Long	20+	10+	No.	Yds.	Avg.	TD	Long	20+	10+	No.	Yds.	Avg.		Long	TD
vs. Colorado State	20	95	0	95	4.8	2	13	--	2	3	23	7.7	0	11	--	1	1	26	26.0	26	0	144
IDAHO STATE	7	30	0	30	4.3	2	8	--	--	1	9	9.0	0	9	--	--	--	--	--	--	--	39
at No. 4 Michigan	12	53	2	51	4.2	0	15	--	3	2	0	0.0	0	3	--	--	--	--	--	--	--	51
at Oregon	15	73	1	72	4.8	1	33	1	2	3	31	10.3	0	16	--	1	--	--	--	--	--	103
OREGON STATE	16	90	0	90	5.6	1	22	1	1	2	28	14.0	0	15	--	2	--	--	--	--	--	118
at Southern Cal	11	58	1	57	5.2	0	37	1	1	6	105	17.5	1	67t	2	2	--	--	--	--	--	162
ARIZONA STATE	26	219	0	219	8.4	3	75	1	7	4	20	5.0	0	15	--	1	--	--	--	--	--	239
at Stanford	12	131	0	131	10.9	0	26	2	5	1	11	11.0	0	11	--	1	--	--	--	--	--	142
UCLA	24	78	5	73	3.0	1	10	--	1	11	76	6.9	0	14	--	3	--	--	--	--	--	149
at Arizona	25	122	3	119	4.8	3	34	1	4	4	8	2.0	0	4	--	--	--	--	--	--	--	127
No. 20 WASHINGTON STATE	31	147	3	144	4.6	2	22	1	4	5	50	10.0	0	27	1	1	--	--	--	--	--	194
No. 21 UTAH	12	55	0	55	4.6	0	11	--	1	2	10	5.0	0	7	--	--	--	--	--	--	--	65
vs. No. 4 Washington	19	63	10	53	2.8	1	25	1	2	3	19	6.3	0	9	--	--	--	48	48.0	48	0	120
vs. No. 13 Oklahoma State*	14	69	6	63	4.5	0	16	--	2	6	103	17.2	0	42	2	3	--	--	--	--	--	166
Season (14 GP 12 GS)	230	1,214	25	1,189	5.2	16	75t	9	33	47	390	8.3	1	67t	3	12	1	74	37.0	48	0	1,653
Career (39 GP 18 GS)	449	2,292	59	2,233	5.0	22	75t	18	62	87	719	8.3	2	67t	8	24	441,077	24.5	51	0	4,029	

* bowl game stats do not count toward season and career statistical totals

Career Rushes of 50 Yards or Longer (1)

75 vs. Arizona State, Oct. 15, 2016 (TD)

Career Receptions of 50 Yards or Longer (1)

67 at Southern California, Oct. 8, 2016 (TD) - from Bryce Bobo



14 JAY MacINTYRE • WR

2015-Redshirt Freshman	RECEIVING							PUNT RETURNS				
	No.	Yds	Avg.	TD	Long	20+	10+	No.	Yds.	Avg	TDs	Long
at Hawai'i	--	--	--	--	--	--	--	--	--	--	--	--
MASSACHUSETTS	--	--	--	--	--	--	--	1	2	2.0	0	2
vs. Colorado State	--	--	--	--	--	--	--	--	--	--	--	--
NICHOLLS STATE	3	53	17.7	1	38t	1	2	2	35	17.5	0	31
OREGON	1	4	4.0	0	4	--	--	--	--	--	--	--
at Arizona State	1	18	18.0	0	18	--	1	--	--	--	--	--
ARIZONA	--	--	--	--	--	--	--	--	--	--	--	--
at Oregon State	2	3	1.5	0	4	--	--	--	--	--	--	--
at No. 24 UCLA	--	--	--	--	--	--	--	--	--	--	--	--
STANFORD	--	--	--	--	--	--	--	1	0	0.0	0	0
No. 9 USC	1	6	6.0	0	6	--	--	--	--	--	--	--
at No. 24 Washington State	--	--	--	--	--	--	--	--	--	--	--	--
at Utah	--	--	--	--	--	--	--	--	--	--	--	--
Season (12 GP 2 GS)	8	84	10.5	1	38t	1	3	4	37	9.3	0	31

2016 - Sophomore	RECEIVING							PUNT RETURNS				
	No.	Yds	Avg.	TD	Long	20+	10+	No.	Yds.	Avg	TDs	Long
vs. Colorado State	2	8	4.0	0	6	--	--	2	19	9.5	0	10
IDAHO STATE	6	76	12.7	0	28	2	2	5	30	6.0	0	14
at No. 4 Michigan	--	--	--	--	--	--	--	3	58	19.3	0	32
at Oregon	2	21	10.5	0	16	--	1	--	--	--	--	--
OREGON STATE	2	32	16.0	0	20	2	2	2	15	7.5	0	8
at Southern Cal	--	--	--	--	--	--	--	1	14	14.0	0	14
ARIZONA STATE	4	37	9.3	0	26	1	1	4	16	4.0	0	9
at Stanford	--	--	--	--	--	--	--	--	--	--	--	--
UCLA	1	14	14.0	0	14	--	1	--	--	--	--	--
at Arizona	3	50	16.7	1	40t	1	1	--	--	--	--	--
No. 20 WASHINGTON STATE	7	90	12.9	0	23	1	4	--	--	--	--	--
No. 21 UTAH	2	46	23.0	0	37	1	1	--	--	--	--	--
vs. No. 4 Washington	1	16	16.0	0	16	--	1	--	--	--	--	--
vs. No. 13 Oklahoma State*	2	22	11.0	0	17	--	1	--	--	--	--	--
Season (13 GP 10 GS)	30	390	13.0	1	40t	7	14	17	152	8.9	0	32
Career (25 GP 12 GS)	38	474	12.5	2	40t	8	17	21	189	9.0	0	32

* bowl game stats do not count toward season and career statistical totals



95 DEREK McCARTNEY • OLB

2014-Redshirt Freshman	Plays	UT	AT	TOT	TFL	Sacks	TFZ	3DS	QBH	FR	FF	PBU	INT-Yds
vs. Colorado State	44	3	0	— 3	1-4	1-4	0	0	0	0	1	0	0-0
at Massachusetts	18	2	1	— 3	0-0	0-0	1	0	0	0	0	0	0-0
No. 16 ARIZONA STATE	23	2	1	— 3	1-7	1-7	0	1	0	0	0	0	0-0
HAWAI'I	45	2	0	— 2	1-5	1-5	1	0	0	0	0	0	0-0
at California	35	0	2	— 2	0-0	0-0	0	0	2	0	0	1	0-0
OREGON STATE	43	2	0	— 2	1-6	1-6	0	0	1	0	0	0	0-0
at No. 22 USC	26	1	0	— 1	0-0	0-0	0	0	1	0	0	1	0-0
No. 25 UCLA (2OT)	51	2	2	— 4	0-0	0-0	0	1	1	0	1	0	0-0
WASHINGTON	41	5	2	— 7	0-0	0-0	1	1	1	1	0	0	0-0
at No. 21 Arizona	52	2	2	— 4	1-1	0-0	1	0	0	0	0	0	0-0
at No. 3 Oregon	42	1	0	— 1	0-0	0-0	0	0	0	0	0	0	0-0
UTAH	37	4	1	— 5	1-4	½-4	0	0	1	0	0	0	0-0
Season (12 GP 12 GS)	457	26	11	— 37	6-27	4½-26	4	3	6	1	2	2	0-0

2015 - Sophomore	Plays	UT	AT	TOT	TFL	Sacks	TFZ	3DS	QBH	FR	FF	PBU	INT-Yds
at Hawai'i	67	5	1	— 6	1-1	0-0	2	0	1	0	0	0	1-33
MASSACHUSETTS	32	2	1	— 3	1-3	1-3	0	1	3	0	1	0	0-0
vs. Colorado State	88	5	5	— 10	0-0	0-0	1	2	0	0	0	0	0-0
NICHOLLS STATE	<i>INJ-DNP</i>												
OREGON	45	3	1	— 4	0-0	0-0	0	0	2	0	0	1	0-0
at Arizona State	49	4	2	— 6	1-1	0-0	0	0	0	0	0	0	0-0
ARIZONA	43	4	3	— 7	1-1	1-1	0	0	3	0	0	0	0-0
at Oregon State	32	3	0	— 3	1-9	1-9	0	0	1	0	0	0	0-0
at No. 24 UCLA	45	4	1	— 5	1-1	0-0	1	1	2	0	0	0	0-0
STANFORD	64	4	2	— 6	1-1	1-1	0	1	0	0	0	0	0-0
No. 9 USC	63	7	1	— 8	2-9	1-8	0	1	1	0	0	0	0-0
at No. 24 Washington State	77	1	2	— 3	0-0	0-0	0	1	2	0	0	0	0-0
at Utah	43	5	4	— 9	1-1	0-0	1	1	1	0	0	0	0-0
Season (12 GP 10 GS)	648	47	23	— 70	10-27	5-22	5	8	16	0	1	1	1-33

2016 - Junior	Plays	UT	AT	TOT	TFL	Sacks	TFZ	3DS	QBH	FR	FF	PBU	INT-Yds
vs. Colorado State	43	1	2	— 3	1-2	0-0	0	1	0	0	0	0	0-0
IDAHO STATE	<i>INJ-DNP</i>												
at No. 4 Michigan	24	0	0	— 0	0-0	0-0	0	0	0	1-18t	0	0	0-0
at Oregon	<i>INJ-DNP</i>												
OREGON STATE	<i>INJ-DNP</i>												
at Southern Cal	<i>INJ-DNP</i>												
ARIZONA STATE	<i>INJ-DNP</i>												
at Stanford	<i>INJ-DNP</i>												
UCLA	<i>INJ-DNP</i>												
at Arizona	<i>INJ-DNP</i>												
No. 20 WASHINGTON STATE	<i>INJ-DNP</i>												
No. 21 UTAH	<i>INJ-DNP</i>												
vs. No. 4 Washington	<i>INJ-DNP</i>												
vs. No. 13 Oklahoma State*	<i>INJ-DNP</i>												
Season (2 GP 2 GS)	67	1	2	— 3	1-2	0-0	0	1	0	1-18t	0	0	0-0
Career (26 GP 24 GS)	1,172	74	36	— 110	17-59	9½-48	9	12	22	2-18	3	3	1-33

* bowl game stats do not count toward season and career statistical totals



25 RYAN MOELLER • DB

2014-Redshirt Freshman	Plays	UT	AT	TOT	TFL	Sacks	TFZ	3DS	QBH	FR	FF	PBU	INT-Yds	SPECIAL TEAMS		
														Tackles	Points	
vs. Colorado State	--	--	--	--	--	--	--	--	--	--	--	--	--	0	1	
at Massachusetts	--	--	--	--	--	--	--	--	--	--	--	--	--	0	1	
No. 16 ARIZONA STATE	--	--	--	--	--	--	--	--	--	--	--	--	--	0	1	
HAWAI'I	--	--	--	--	--	--	--	--	--	--	--	--	--	1	1	
at California	--	--	--	--	--	--	--	--	--	--	--	--	--	1	2	
OREGON STATE	--	--	--	--	--	--	--	--	--	--	--	--	--	2	5	
at No. 22 USC	--	--	--	--	--	--	--	--	--	--	--	--	--	2	4	
No. 25 UCLA (2OT)	--	--	--	--	--	--	--	--	--	--	--	--	--	0	2	
WASHINGTON	--	--	--	--	--	--	--	--	--	--	--	--	--	0	1	
at No. 21 Arizona	--	--	--	--	--	--	--	--	--	--	--	--	--	0	1	
at No. 3 Oregon	77	14	0	--	14	1-3	0-0	2	1	0	0	0	1	0-0	0	0
UTAH	71	4	3	--	7	0-0	0-0	0	0	0	0	0	0-0	1	1	
Season (12 GP 2 GS)	148	18	3	--	21	1-3	0-0	2	1	0	0	0	1	0-0	7	20

2015 - Sophomore	Plays	UT	AT	TOT	TFL	Sacks	TFZ	3DS	QBH	FR	FF	PBU	INT-Yds	SPECIAL TEAMS		
														Tackles	Points	
at Hawai'i	72	7	1	--	8	1-1	0-0	0	1	0	0	0	1	0-0	1	2
MASSACHUSETTS	50	4	2	--	6	0-0	0-0	0	1	0	0	0	0	1-0	0	0
vs. Colorado State	64	8	3	--	11	0-0	0-0	0	1	0	0	0	0	0-0	0	1
NICHOLLS STATE	25	1	2	--	3	0-0	0-0	0	0	0	0	0	0	0-0	1	3
OREGON	65	6	1	--	7	0-0	0-0	0	0	0	0	0	0	0-0	0	0
at Arizona State	47	2	0	--	2	0-0	0-0	0	0	0	0	0	0	0-0	0	2
ARIZONA	53	9	1	--	10	0-0	0-0	1	0	1	0	1	1	0-0	1	2
at Oregon State	<i>INJ-DNP</i>															
at No. 24 UCLA	<i>INJ-DNP</i>															
STANFORD	<i>INJ-DNP</i>															
No. 9 USC	<i>INJ-DNP</i>															
at No. 24 Washington State	<i>INJ-DNP</i>															
at Utah	<i>INJ-DNP</i>															
Season (7 GP 7 GS)	376	37	10	--	47	1-1	0-0	1	3	1	0	1	2	1-0	3	10

2016 - Junior	Plays	UT	AT	TOT	TFL	Sacks	TFZ	3DS	QBH	FR	FF	PBU	INT-Yds	SPECIAL TEAMS		
														Tackles	Points	
vs. Colorado State	31	1	3	--	4	0-0	0-0	0	0	0	0	0	0	0-0	0	0
IDAHO STATE	25	1	1	--	2	1-2	0-0	0	1	0	0	0	1	0-0	0	1
at No. 4 Michigan	14	1	1	--	2	0-0	0-0	0	0	0	0	0	0	0-0	1	1
at Oregon	53	2	1	--	3	0-0	0-0	0	0	0	0	0	0	0-0	1	2
OREGON STATE	33	0	0	--	0	0-0	0-0	0	0	0	0	0	0	0-0	2	4
at Southern Cal	48	3	2	--	5	0-0	0-0	0	0	0	0	0	0	0-0	1	4
ARIZONA STATE	38	3	2	--	5	0-0	0-0	0	0	1	0	0	0	0-0	1	2
at Stanford	28	0	4	--	4	0-0	0-0	0	0	0	0	0	0	0-0	0	2
UCLA	28	2	0	--	2	0-0	0-0	0	0	0	0	0	0	0-0	1	1
at Arizona	47	6	1	--	7	1-2	0-0	0	0	0	0	1	0	0-0	1	2
No. 20 WASHINGTON STATE	4	0	0	--	0	0-0	0-0	0	0	0	0	0	0	0-0	0	0
No. 21 UTAH	42	1	1	--	2	0-0	0-0	0	0	0	0	1	0	0-0	0	0
vs. No. 4 Washington	57	7	1	--	8	2-3	0-0	1	0	0	0	0	1	0-0	0	1
vs. No. 13 Oklahoma State*	--	4	4	--	8	0-0	0-0	0	0	0	0	0	0	0-0	--	--
Season (13 GP 9 GS)	448	27	17	--	44	4-7	0-0	1	1	1	0	2	2	0-0	8	20
Career (32 GP 18 GS)	972	82	30	--	112	6-11	0-0	4	5	2	0	3	5	1-0	18	50

* bowl game stats do not count toward season and career statistical totals



12 STEVEN MONTEZ • QB

2016-Redshirt Freshman	PASSING.....										RUSHING						
	Comp	Att	INT	Pct.	Yards	TD	Long	50+	20+	Sacked	Att	Yards	Avg.	TD	Long	20+	10+
vs. Colorado State	--	--	--	--	--	--	--	--	--	--	--	--	--	--	--	--	--
IDAHO STATE	6	10	0	.600	117	2	69t	1	1	0	4	34	8.5	0	14	--	2
at No. 4 Michigan	0	7	0	.000	0	0	0	--	--	2	4	-4	-1.0	0	10	--	1
at Oregon!	23	32	2	.719	333	3	61	1	5	3	21	135	6.4	1	32	2	4
OREGON STATE!	19	27	0	.704	293	3	63t	2	5	0	4	28	7.0	0	14	--	1
at Southern Cal!	25	40	1	.625	197	1	22	--	2	3	13	25	1.9	0	19	--	2
ARIZONA STATE	Did Not Play																
at Stanford	Did Not Play																
UCLA	1	3	1	.333	17	0	17	--	--	0	1	2	2.0	0	2	--	--
at Arizona	--	--	--	--	--	--	--	--	--	--	--	--	--	--	--	--	--
No. 20 WASHINGTON STATE	--	--	--	--	--	--	--	--	--	--	1	0	0.0	0	0	--	--
No. 21 UTAH	Did Not Play																
vs. No. 4 Washington	5	12	0	.417	60	0	21	--	1	0	3	11	3.7	0	5	--	--
vs. No. 13 Oklahoma State*	4	9	1	.444	61	0	38	--	1	0	1	0	0.0	0	0	--	--
Season (10 GP 3 GS)	79	131	4	.603	1,017	9	69t	4	14	8	10	231	4.5	1	32	2	10

* bowl game stats do not count toward season and career statistical totals
! denotes game started

26 ISAAH OLIVER • DB

2015 - Freshman	Plays	UT	AT	TOT	TFL	Sacks	TFZ	3DS	QBH	FR	FF	PBU	INT-Yds	PUNT RETURNS			
														No.	Yds.	TD Long	
at Hawai'i	--	--	--	--	--	--	--	--	--	--	--	--	--	--	--	--	
MASSACHUSETTS	14	2	0	--	2	0-0	0-0	0	1	0	0	0	1	0-0	--	--	--
vs. Colorado State	--	--	--	--	--	--	--	--	--	--	--	--	--	--	--	--	--
NICHOLLS STATE	31	2	1	--	3	0-0	0-0	0	0	0	0	0	1	0-0	--	--	--
OREGON	2	0	0	--	0	0-0	0-0	0	0	0	0	0	0	0-0	--	--	--
at Arizona State	30	1	0	--	1	0-0	0-0	1	1	0	0	0	1	0-0	--	--	--
ARIZONA	--	--	--	--	--	--	--	--	--	--	--	--	--	--	--	--	--
at Oregon State	--	--	--	--	--	--	--	--	--	--	--	--	--	--	--	--	--
at No. 24 UCLA	--	--	--	--	--	--	--	--	--	--	--	--	--	--	--	--	--
STANFORD	17	1	0	--	1	0-0	0-0	0	0	0	0	0	0	0-0	--	--	--
No. 9 USC	16	2	0	--	2	0-0	0-0	0	0	0	0	0	0	0-0	--	--	--
at No. 24 Washington State	64	5	1	--	6	0-0	0-0	0	3	0	0	0	2	0-0	--	--	--
at Utah	42	3	1	--	4	0-0	0-0	0	0	0	0	0	1	0-0	--	--	--
Season (13 GP 3 GS)	216	16	3	--	19	0-0	0-0	1	5	0	0	0	6	0-0	--	--	--

2016- Sophomore	Plays	UT	AT	TOT	TFL	Sacks	TFZ	3DS	QBH	FR	FF	PBU	INT-Yds	PUNT RETURNS			
														No.	Yds.	TD Long	
vs. Colorado State	24	1	0	--	1	0-0	0-0	0	0	0	0	0	0	0-0	--	--	--
IDAHO STATE	26	0	1	--	1	0-0	0-0	0	0	0	0	0	0	0-0	--	--	--
at No. 4 Michigan	42	7	0	--	7	1-5	0-0	0	0	0	0	1	0	0-0	--	--	--
at Oregon	35	2	0	--	2	0-0	0-0	0	1	0	0	0	1	0-0	1	12	0
OREGON STATE	31	0	0	--	0	0-0	0-0	0	0	0	0	2	0-0	1	1	0	1
at Southern Cal	30	2	1	--	3	0-0	0-0	0	1	0	0	0	1	0-0	--	--	--
ARIZONA STATE	32	0	0	--	0	0-0	0-0	0	1	0	0	0	2	0-0	--	--	--
at Stanford	34	3	0	--	3	0-0	0-0	0	2	0	0	0	1	0-0	2	7	0
UCLA	32	1	0	--	1	0-0	0-0	0	1	0	0	0	2	0-0	5	124	1
at Arizona	37	1	0	--	1	0-0	0-0	0	0	0	0	1	0-0	1	13	0	13
No. 20 WASHINGTON STATE	66	3	1	--	4	0-0	0-0	0	1	0	0	0	2	0-0	1	3	0
No. 21 UTAH	36	2	0	--	2	0-0	0-0	0	0	0	0	0	0	0-0	2	1	0
vs. No. 4 Washington	15	0	0	--	0	0-0	0-0	0	1	0	0	0	2	0-0	1	3	0
vs. No. 13 Oklahoma State*	--	4	2	--	6	0-0	0-0	0	0	0	0	1	0-0	1	-6	0	0
Season (13 GP 2 GS)	440	22	3	--	25	1-5	0-0	0	8	0	0	1	13	1-0	14	164	1
Career (26 GP 5 GS)	656	38	6	--	44	1-5	0-0	1	13	0	0	1	19	1-0	14	164	1

* bowl game stats do not count toward season and career statistical totals



2 DEVIN ROSS • WR

2013 - Freshman	RECEIVING								RUSHING					KICKOFF RETURNS				
	No.	Yds	Avg.	TD	Long	50+	20+	10+	No.	Net	Avg.	TD	Long	No.	Yds.	Avg	TDs	Long
vs. Colorado State	Did Not Play																	
CENTRAL ARKANSAS	1	7	7.0	0	7	--	--	--	--	--	--	--	--	--	--	--	--	--
at Oregon State	--	--	--	--	--	--	--	--	--	--	--	--	--	--	--	--	--	--
No. 2 OREGON	--	--	--	--	--	--	--	--	--	--	--	--	--	--	--	--	--	--
at Arizona State	1	-1	-1.0	0	0	--	--	--	--	--	--	--	--	4	86	21.5	0	28
CHARLESTON SOUTHERN	1	0	0.0	0	0	--	--	--	--	--	--	--	--	--	--	--	--	--
ARIZONA	--	--	--	--	--	--	--	--	--	--	--	--	--	--	--	--	--	--
at No. 17 UCLA	2	11	5.5	0	11	--	--	1	--	--	--	--	--	1	21	21.0	0	21
at Washington	--	--	--	--	--	--	--	--	--	--	--	--	--	--	--	--	--	--
CALIFORNIA	--	--	--	--	--	--	--	--	--	--	--	--	--	--	--	--	--	--
No. 23 USC	1	7	7.0	0	7	--	--	--	--	--	--	--	--	--	--	--	--	--
at Utah	<i>Injured - Did Not Play</i>																	
Season (10 GP)	6	24	4.0	0	11	--	--	1	--	--	--	--	--	5	107	21.4	0	28

2015-RS Sophomore	RECEIVING								RUSHING					KICKOFF RETURNS				
	No.	Yds	Avg.	TD	Long	50+	20+	10+	No.	Net	Avg.	TD	Long	No.	Yds.	Avg	TDs	Long
at Hawai'i	3	18	6.0	0	9	--	--	--	--	--	--	--	--	--	--	--	--	--
MASSACHUSETTS	1	12	12.0	0	12	--	--	1	--	--	--	--	--	--	--	--	--	--
vs. Colorado State	2	36	18.0	1	24	--	1	2	1	3	3.0	0	3	--	--	--	--	--
NICHOLLS STATE	--	--	--	--	--	--	--	--	--	--	--	--	--	--	--	--	--	--
OREGON	2	13	6.5	0	8	--	--	--	--	--	--	--	--	--	--	--	--	--
at Arizona State	2	90	45.0	1	68t	1	2	2	--	--	--	--	--	--	--	--	--	--
ARIZONA	0	1	0	0	0	--	--	--	--	--	--	--	--	--	--	--	--	--
at Oregon State	1	19	19.0	0	19	--	--	1	--	--	--	--	--	--	--	--	--	--
at No. 24 UCLA	9	101	11.2	0	62	1	1	1	--	--	--	--	--	--	--	--	--	--
STANFORD	1	23	23.0	0	23	--	1	1	--	--	--	--	--	--	--	--	--	--
No. 9 USC	3	7	2.3	0	9	--	--	--	--	--	--	--	--	--	--	--	--	--
at No. 24 Washington State	--	--	--	--	--	--	--	--	--	--	--	--	--	--	--	--	--	--
at Utah	1	4	4.0	0	4	--	--	--	--	--	--	--	--	--	--	--	--	--
Season (13 GP 6 GS)	25	324	13.0	2	68t	2	5	8	1	3	3.0	0	3	--	--	--	--	--

2016 - Junior	RECEIVING								RUSHING					KICKOFF RETURNS				
	No.	Yds	Avg.	TD	Long	50+	20+	10+	No.	Net	Avg.	TD	Long	No.	Yds.	Avg	TDs	Long
vs. Colorado State	8	97	12.1	1	31	--	1	4	--	--	--	--	--	--	--	--	--	--
IDAHO STATE	3	27	9.0	1	15	--	--	1	--	--	--	--	--	--	--	--	--	--
at No. 4 Michigan	7	78	11.1	2	37t	--	1	3	1	-2	-2.0	0	0	--	--	--	--	--
at Oregon	7	153	21.9	1	61	1	2	3	--	--	--	--	--	--	--	--	--	--
OREGON STATE	1	9	9.0	0	9	--	--	--	1	8	8.0	0	8	--	--	--	--	--
at Southern Cal	6	48	8.0	0	16	--	--	2	--	--	--	--	--	--	--	--	--	--
ARIZONA STATE	6	46	7.7	0	15	--	--	2	--	--	--	--	--	--	--	--	--	--
at Stanford	4	33	8.3	0	10	--	--	1	--	--	--	--	--	--	--	--	--	--
UCLA	3	24	8.0	0	12	--	--	1	1	4	4.0	0	4	--	--	--	--	--
at Arizona	3	28	9.3	0	16	--	--	1	--	--	--	--	--	--	--	--	--	--
No. 20 WASHINGTON STATE	8	121	15.1	0	31	--	3	5	--	--	--	--	--	--	--	--	--	--
No. 21 UTAH	9	94	10.4	0	42	--	1	3	--	--	--	--	--	--	--	--	--	--
vs. No. 4 Washington	1	7	7.0	0	7	--	--	--	--	--	--	--	--	--	--	--	--	--
vs. No. 13 Oklahoma State*	3	22	7.3	0	13	--	--	1	--	--	--	--	--	--	--	--	--	--
Season (13 GP 13 GS)	66	765	11.6	5	61	1	8	26	3	10	3.3	0	8	--	--	--	--	--
Career (37 GP 33 GS)	97	1,113	11.5	7	68t	3	13	35	4	13	3.3	0	8	5	107	21.4	0	28

* bowl game stats do not count toward season and career statistical totals

Career Receptions of 50 Yards or Longer (3)

68 at Arizona State, Oct. 10, 2015 (TD) - from Sefo Liufau

62 at UCLA, Oct. 31, 2015 - from Sefo Liufau

61 at Oregon, Sept. 24, 2016 - from Steven Montez



49 DAVIS PRICE • PK

2016 - Junior	EP-EPA	FG-FGA	10-19	20-29	30-39	40-49	50+	Long	PTS
vs. Colorado State	Did Not Play								
IDAHO STATE	Did Not Play								
at No. 4 Michigan	Did Not Play								
at Oregon	Did Not Play								
OREGON STATE	5-5	2-2	0-0	1-1	0-0	0-0	1-1	54	11
at Southern Cal	2-2	1-1	0-0	0-0	0-0	1-1	0-0	42	5
ARIZONA STATE	3-4	1-2	0-0	1-2	0-0	0-0	0-0	--	6
at Stanford	Did Not Play								
UCLA	Did Not Play								
at Arizona	7-7	0-0	0-0	0-0	0-0	0-0	0-0	--	7
No. 20 WASHINGTON STATE	5-5	0-1	0-0	0-0	0-1	0-0	0-0	--	5
No. 21 UTAH	3-3	0-0	0-0	0-0	0-0	0-0	0-0	--	3
vs. No. 4 Washington	1-1	0-0	0-0	0-0	0-0	0-0	0-0	--	1
vs. No. 13 Oklahoma State*	Did Not Play								
Season (11 GP)	26-27	4-6	0-0	2-3	0-1	1-1	1-1	54	38

* bowl game stats do not count toward season and career statistical totals

6 EVAN WORTHINGTON • DB

2014-Freshman	Plays	UT	AT	TOT	TFL	Sacks	TFZ	3DS	QBH	FR	FF	PBU	INT-Yds	SPECIAL TEAMS	
														Tackles	Points
vs. Colorado State	--	--	--	--	--	--	--	--	--	--	--	--	--	0	4
at Massachusetts	8	2	0	--	2	0-0	0-0	0	1	0	0	0	0-0	0	2
No. 16 ARIZONA STATE	1	0	0	--	0	0-0	0-0	0	0	0	0	0	0-0	0	1
HAWAII	--	--	--	--	--	--	--	--	--	--	--	--	--	1	4
at California	34	1	2	--	3	0-0	0-0	0	0	0	0	0	0-0	0	3
OREGON STATE	23	2	0	--	2	0-0	0-0	0	0	0	0	0	0-0	0	1
at No. 22 USC	17	2	0	--	2	0-0	0-0	0	0	0	0	0	0-0	0	3
No. 25 UCLA (2OT)	8	2	0	--	2	0-0	0-0	0	1	0	0	0	0-0	0	1
WASHINGTON	59	6	2	--	8	0-0	0-0	0	0	0	0	0	0-0	0	2
at No. 21 Arizona	47	7	2	--	9	0-0	0-0	1	0	0	0	0	0-0	0	1
at No. 3 Oregon	--	--	--	--	--	--	--	--	--	--	--	--	--	0	0
UTAH	35	2	1	--	3	0-0	0-0	0	0	0	0	0	0-0	1	2
Season (12 GP 3 GS)	232	24	7	--	31	0-0	0-0	1	2	0	0	0	0-0	2	24

2015 - Sophomore	Plays	UT	AT	TOT	TFL	Sacks	TFZ	3DS	QBH	FR	FF	PBU	INT-Yds	SPECIAL TEAMS	
														Tackles	Points
at Hawai'i	3	0	0	--	0	0-0	0-0	0	0	0	0	0	0-0	0	0
MASSACHUSETTS	28	1	1	--	2	0-0	0-0	0	0	0	0	0	0-0	0	1
vs. Colorado State	--	--	--	--	--	--	--	--	--	--	--	--	--	0	0
NICHOLLS STATE	14	0	0	--	0	0-0	0-0	0	0	0	0	1	0-0	0	0
OREGON	--	--	--	--	--	--	--	--	--	--	--	--	--	0	1
at Arizona State	--	--	--	--	--	--	--	--	--	--	--	--	--	1	3
ARIZONA	--	--	--	--	--	--	--	--	--	--	--	--	--	1	5
at Oregon State	--	--	--	--	--	--	--	--	--	--	--	--	--	1	1
at No. 24 UCLA	DNP														
STANFORD	DNP														
No. 9 USC	--	--	--	--	--	--	--	--	--	--	--	--	--	1	1
at No. 24 Washington State	--	--	--	--	--	--	--	--	--	--	--	--	--	0	0
at Utah	--	--	--	--	--	--	--	--	--	--	--	--	--	0	0
Season (11 GP 0 GS)	45	1	1	--	2	0-0	0-0	0	0	0	0	1	0-0	4	12
Career (23 GP 3 GS)	277	25	8	--	33	0-0	0-0	1	2	0	0	1	0-0	6	36

* bowl game stats do not count toward season and career statistical totals



2016-IN-REVIEW



COLORADO 44 COLORADO STATE 7

SEPTEMBER 2, 2016

SPORTS AUTHORITY FIELD AT MILE HIGH, DENVER

GAME **1**

Colorado State.....	0	0	0	7	—	7
COLORADO	21	10	6	7	—	44

SCORING

	Score	Time	Qtr
COLORADO — Kelley recovered fumble in the end zone (Gonzalez kick)	7-0	10:31	1Q
COLORADO — Ross 17 pass from Liufau (Gonzalez kick)	14-0	7:38	1Q
COLORADO — Lindsay 1 run (Gonzalez kick)	21-0	1:39	1Q
COLORADO — Gonzalez 30 FG	24-0	13:59	2Q
COLORADO — Lindsay 1 run (Gonzalez kick)	31-0	2:46	2Q
COLORADO — Gonzalez 29 FG	34-0	10:43	3Q
COLORADO — Gonzalez 22 FG	37-0	4:05	3Q
Colorado State — Wilson 5 pass from Bauta (Bryan kick)	37-7	14:57	4Q
COLORADO — Evans 1 run (Gonzalez kick)	44-7	4:24	4Q

Attendance: 69,850 Time: 3:45

Weather (82°): mostly clear skies, 27% humidity, 4 mph winds from the east

TEAM STATISTICS

	COLORADO	CSU
First Downs	28	12
Third Down Efficiency (Fourth)	12-19 (1-1)	5-16 (1-3)
Rushes—Net Yards	56-260	35-162
Passing Yards	318	63
Passes (Att-Comp-Int)	33-23-0	29-12-2
Total Offense	578	225
Return Yards	53	0
Punts: No-Average	2-45.0	6-43.3
Fumbles: No-Lost	3-2	2-2
Penalties/Yards	4/35	2/15
Quarterback Sacks—Yards	2-24	1-6
Time of Possession	34:36	25:24
Drives/Average Field Position	13/C36	13/CS28
Red Zone: Scores-Attempts (Points)	8-8 (44)	1-1 (7)

INDIVIDUAL STATISTICS

Rushing—Colorado: Lindsay 20-95, Liufau 14-66, Evans 8-41, Lee 10-41, Bisharat 4-17. **CSU:** Dawkins 14-88, Bauta 4-39, Hawkins 1-17, Kinsey 5-13, Matthews 7-13, Gallup 1-12, Clark 1-4, Stevens 2-minus 24.

Passing—Colorado: Liufau 33-23-0, 318, 1 td. **CSU:** Stevens 20-6-2, 31, 1 td; Bauta 9-6-0, 32, 0 td.

Receiving—Colorado: Ross 8-97, Bobo 5-99, Fields 3-79, Lindsay 3-23, Lee 2-12, MacIntyre 2-8. **CSU:** Gallup 4-38, Dawkins 3-9, Peralta 2-11, Wilson 2-7, Long 1-minus 2.

Punting—Colorado: Kinney 2-45.0 (45 long, 0 In20). **CSU:** Hunt 6-43.3 (57 long, 2 In20).

Punt Returns—Colorado: MacIntyre 2-19. **CSU:** none. **Kickoff Returns—Colorado:** Lindsay 1-26. **CSU:** Dawkins 1-35.

Tackle Leaders—Colorado: Awuzie 8,1—9; Olugbode 5,1—6; Thompson 3,3—6; Laguda 4,1—5; Gamboa 3,2—5; Moeller 1,3—4; Carrell 3,0—3; Kafovalu 3,0—3; Gillam 2,1—3; Tupou 1,2—3; McCartney 1,2—3; Franke 2,0—2; Gilbert 1,1—2. **CSU:** Davis 17,2—19; Schlager 11,0—11; Sweet 6,2—8; Colorito 4,2—6; Lovingood 4,1—5; Taylor 4,1—5.

Quarterback Sacks—Colorado: Gilbert 1-16, Olugbode 1-8. **CSU:** Buys 1-6.

Interceptions—Colorado: Thompson 1-20, Awuzie 1-14. **CSU:** none. **Passes Broken Up—Colorado:** Witherspoon 2, Awuzie, Gamboa, Thompson. **CSU:** Simmons 2.

GAME NOTES

The announced attendance of **69,850** was the most in the series since 2003 (76,219); Colorado sold **33,486** tickets (**9,217** student) for the game, accounting for that number despite season ticket holders of just under 2,800 tickets opted out for the game to receive an equal value in number for a Pac-12 game ... Colorado's **31-0** halftime lead was its largest since Nov. 15, 2003, when it led Iowa State 37-0 in Ames (an eventual 44-10 win) ... CU's **44** points were the most in the series by either team since 1996, when the Buffs won 48-34 in Fort Collins, and the 37-point win was the most lopsided in the series since a 47-7 CU win in 1956 (and the largest in an opener since 1988, when CU beat Fresno State in Boulder, 45-3) ... The **578** yards on offense by the Buffaloes were their most in a season opener since 1994 (649 in a 48-13 win over NE Louisiana), with the **225** yards allowed the fewest by an opponent in an opener since 1998 (CSU: 202 in a 42-14 Buff win) ... **C Alex Kelley** scored the first TD by a Buff offensive lineman since Oct. 28, 1995, when **OG Heath Irwin** recovered a fumble in the end zone in a 44-21 loss to Nebraska; Kelley became the first offensive lineman in CU history to score the team's first points of the year ... The Buffs outgained CSU, 253-10, in the first quarter (14 of CSU's first 18 plays went for three yards or less) as the Rams opened the game with six three-and-outs. In the first half, CSU ran nine plays in CU territory for minus-2 yards.

DENVER — Starting fast offensively and rock solid defensively, the Colorado Buffaloes opened the 2016 season with a convincing 44-7 win over Colorado State on a Friday night at Sports Authority Field at Mile High.

The Buffs rolled up 578 yards of total offense – their most in a season opener in 22 years – and held the Rams to 225. CU was in control from the start, holding the Rams to three plays and out on the game's first series and then marching 73 plays in 11 yards to take a 7-0 lead just four-plus minutes into the game and the rout was on.

CU senior Sefo Liufau, playing his first game since successfully rehabilitating from a Lisfranc (foot) injury, completed 23-of-33 passes for 318 yards and one touchdown, becoming the school's career leader in passing yardage (7,715).

CU scored on three of its first four possessions and led 24-0 with 13:59 left in the first half. By the end of the first quarter, the Buffs offense had outgained the Rams 253-10, with the CU defense emphatically answering the pressing pregame question about stopping the CSU run game. And the Buffs' up-tempo offense was up-and-running (and passing) early. The Buffs were fast: Their four first-half TD drives required 2:59, 1:56, 1:09 and 1:01.

CU's first scoring march was its longest in both time required (2:59) and distance covered (73 yards, 11 plays). Tailback Phillip Lindsay ran for 38 yards during the drive and Liufau completed two of three passes for 22 yards.

Liufau carried twice in that march, gaining eight yards on first down from the CSU 13, then fumbling at the goal line on second down. But his 310-pound center, Alex Kelley, smothered the football in the end zone.

Four more scores would follow in quick succession – a 17-yard Liufau to Devin Ross pass, a 1-yard Lindsay run, a 30-yard Diego Gonzalez field goal, and another 1-yard Lindsay dive that made it 31-0; the latter followed a 46-yard one-handed catch by Bryce Bobo that he hauled in before stepping out at the CSU 1-yard line.

In addition to his 30-yard field goal, Gonzalez kicked four PATs, extending his streak to 39 straight over last season and this. Through Friday night's first half, CU kicking specialists had made 142 straight extra points.

CU outgained CSU 364-79 in total yardage in the first half, including holding a 248-22 passing yards advantage. The Rams used two quarterbacks – starter Nick Stevens, transfer Faton Bauta – who combined to go 6-of-17 with one interception. That pick was by Chidobe Awuzie, who picked off Stevens late in the first half to set up the Buffs at their own 41-yard line. Lindsay scored on his second 1-yard dive five plays later.

CU increased its lead to 37-0 on a pair of third-quarter Gonzalez field goals (29, 22 yards) and took its shutout into the final quarter. The Rams finally scored on the first play of the fourth quarter, getting a 5-yard TD pass from Bauta to Marcus Wilson.

Liufau left the game after fumbling the ball away after a jarring tackle on a keeper with 12:38 remaining. CSU took over at its 33 but couldn't capitalize on the turnover.

But he returned on the next series, marching the Buffs 50 yards in 11 plays for their final score. The touchdown came on a 1-yard leap by former walk-on tailback Kyle Evans, who was awarded a scholarship midway through preseason camp. Gonzalez's PAT pushed CU's lead to 44-7 with 4:24 remaining. Seeing his first college action, redshirt freshman QB Steven Montez spelled Liufau on the Buffs' final possession.

The tone was set early by the CU 'D.' The Buffs held the Rams to 10 yards on 15 first-quarter plays, limiting them to 8 yards rushing and sending a decisive early message about stopping the CSU running game. The Rams didn't register their initial first down until 10:23 remained before halftime, and that possession ended three plays later with their sixth punt of the first half.

Lindsay: 20 carries, 95 yards, 2 TDs; Liufau: 23-33, 318 yards, 1 TD; Awuzie: nine tackles (eight solo), four third down stops and the interception.



COLORADO 56 IDAHO STATE 7

SEPTEMBER 10, 2016
FOLSOM FIELD, BOULDER

GAME **2**

Idaho State.....	0	0	7	0	—	7
COLORADO	14	35	7	0	—	56

BOULDER — Colorado won its second straight game with a record-setting performance at Folsom Field, rolling to a 56-7 win over visiting Idaho State in the home opener to start the season 2-0.

Sefo Liufau threw for 204 yards and two touchdowns, and added 54 yards and another score running the ball as the Buffaloes pulled away from the Bengals early and would play 71 of 86 players that dressed for the game.

The Buffs tied school records for the most points in the second quarter (35) and first half (49), and set a school record for the largest halftime lead (49-0), eclipsing a 49-7 edge they held against Northeast Louisiana in 1995.

The Buffs thoroughly dominated the game in every regard, putting it away before halftime.

CU scored on seven of its eight possessions in the first half. Colorado quarterback Sefo Liufau was 15-for-18 for 204 yards and two touchdowns in the first half, and also ran for 54 yards and a score before intermission. Phillip Lindsay added a pair of rushing touchdowns and Devin Ross and Kabion Ento each had a touchdown reception. Ento also added another touchdown catch in the third quarter for CU's final points of the day

Colorado led 14-0 after the first quarter, opening with a 15-yard Liufau touchdown pass to Ross, followed by a 6-yard Lindsay run.

The Buffs then added five more touchdowns in the second quarter, with Lindsay adding another score from 2 yards, Kyle Evans rushing 1 yard for a touchdown, Liufau throwing to Chris Hill for a 4-yard score and Liufau running in from 19 yards out. CU backup quarterback Steven Montez then got into the act, completing a 69-yard touchdown pass to Ento on his first pass attempt as a collegian. Ento's touchdown was also the first time he touched the ball as a Buff.

Colorado finished with 597 yards offense, the Buffs' second straight week with at least 500 yards, following a 578-yard effort in an opening 44-7 win over Colorado State.

Defensively, the Buffs were equally dominant, holding the Bengals to 96 yards offense — 29 rushing and 67 passing. Colorado also did not allow Idaho State to cross midfield in the first half, and allowed just seven first downs for the entire game (three in the first half).

After punting on their second possession of the day, the Buffs defense forced a three-and-out and the offense came back to drive 61 yards in five plays for a touchdown to go up 14-0, opening the gate for six straight CU touchdowns.

The Bengals averaged just 1.7 yards per offensive play while the Buffs averaged 6.8 per snap.

An interception from true freshman Tony Julmisse extended CU's streak with at least one defensive takeaway to 15 games, best in the nation. ... It is the first 2-0 start by the Buffs since 2013, when Mike MacIntyre's first CU team beat CSU and Central Arkansas to open the year. ... CU played 71 of the 86 players who dressed for the game. ... It was the first time CU has gained 500-plus yards in back-to-back games since Nov. 9-16, 2002.

"I think we just go out there and play as hard as we can play. The whole key of the first two games goes back to practice. It doesn't go to what happened in the game, it goes to how we practice and how we focus and prepare." — CU coach Mike MacIntyre

"I just think we are executing at a higher level. I think we're holding ourselves to a higher standard." — Liufau

SCORING	Score	Time	Qtr
COLORADO — Ross 15 pass from Liufau (Gonzalez kick)	7-0	10:02	1Q
COLORADO — Lindsay 6 run (Gonzalez kick)	14-0	2:51	1Q
COLORADO — Lindsay 2 run (Gonzalez kick)	21-0	14:16	2Q
COLORADO — Evans 1 run (Gonzalez kick)	28-0	12:13	2Q
COLORADO — Hill 4 pass from Liufau (Gonzalez kick)	35-0	6:07	2Q
COLORADO — Liufau 19 run (Gonzalez kick)	42-0	4:21	2Q
COLORADO — Ento 69 pass from Montez (Gonzalez kick)	49-0	0:35	2Q
COLORADO — Ento 19 pass from Montez (Graham kick)	56-0	6:20	3Q
Idaho State — Ford 3 run (Johnson kick)	56-7	1:48	3Q

Attendance: 39,505 **Time:** 3:13^p
Weather (77°): sunny skies, 17% humidity, 5 mph winds from the northeast

TEAM STATISTICS	COLORADO	IDAHO STATE
First Downs	32	7
Third Down Efficiency (Fourth)	11-18 (1-2)	2-14 (0-1)
Rushes—Net Yards	57-262	13-29
Passing Yards	335	67
Passes (Att-Comp-Int).....	31-22-0	42-20-1
Total Offense	597	96
Return Yards	31	23
Punts: No-Average	4-41.8	11-41.3
Fumbles: No-Lost	1-1	0-0
Penalties/Yards	5/37	8/78
Quarterback Sacks—Yards.....	1-3	0-0
Time of Possession	36:36	23:24
Drives/Average Field Position.....	15/C35	16/IS26
Red Zone: Scores-Attempts (Points).....	7-8 (49)	1-1 (7)

INDIVIDUAL STATISTICS
Rushing—Colorado: Liufau 6-54, Evans 15-52, Lee 8-40, Montez 4-34, T.Lewis 9-33, Lindsay 7-30, Bisharat 8-19. **Idaho State:** Flanagan 2-11, Madison 2-9, Ford 6-9, Woodhouse 1-2, Dean 1-1, T.Gueller 1-minus 3.

Passing—Colorado: Liufau 18-15-0, 204, 2 td; Montez 10-6-0, 177, 2 td; Gehrke 3-1-0, 14. **Idaho State:** T.Gueller 36-19-1, 65, 0 td; Jewell 6-1-0, 2.

Receiving—Colorado: MacIntyre 6-76, Ross 3-27, Ento 2-88, Fields 2-78, Bobo 2-7, Huntley 1-14, Lee 1-10, Lindsay 1-9, Bounds 1-8, Evans 1-8, Hall 1-6, Hill 1-4. **Idaho State:** Cook 5-28, Williams 4-19, Graves 4-15, Ford 4-7, Pilster 1-2, M.Gueller 1-1, Campbell 1-minus 5.

Punting—Colorado: Kinney 4-41.8 (47 long, 1 In20, 1 TB). **Idaho State:** Cheney 8-44.4 (59 long, 1 In20; Jewell 3-33.0 (40 long, 0 In20).

Punt Returns—Colorado: MacIntyre 5-30. **Idaho State:** Louie-McGee 1-6. **Kickoff Returns—Colorado:** Julmisse 1-14. **Idaho State:** Ford 4-83.

Tackle Leaders—Colorado: Gilbert 3,2—5; Olugbode 4,0—4; D.Lewis 3,1—4; Julmisse 3,0—3; Carrell 2,1—3; Tupou 2,1—3; Gamboa 1,2—3; Laguda 1,2—3; Awuzie 2,0—2; Severson 2,0—2; Howard 1,1—2; Kafovalu 1,1—2; Coleman 0,2—2. **Idaho State:** Martin 8,1—9; Stout 8,0—8; Manu 7,1—8; Jenkins 4,4—8; Ricks 5,1—6; Salutregui 5,0—5.

Quarterback Sacks—Colorado: Carrell 1-3. **Idaho State:** none.

Interceptions—Colorado: Julmisse 1-1. **Idaho State:** none. **Passes Broken Up—Colorado:** Awuzie, Bergner, Gamboa, Gilbert, Lewis, Moeller, Thompson, Witherspoon. **ISU:** Taylor.

GAME NOTES
Ralphie V did not run before the second half due to a safety issue with a new harness ... CU snapped a **14-game** losing streak when wearing black helmets (2-14 overall) ... CU played **71** of 86 players it dressed for the game ... **QB Sefo Liufau** (15-18-0, 204, 2 TD, 215.2 rating) had his record 22nd 200-yard passing game ... **WR Kabion Ento** became the 14th known player in CU history to score on their first offensive or special teams touch ... Colorado tied its school records for the most points in the second quarter (**35**), first half and either half (**49**); the **49-point** halftime lead set a new mark, topping the 42-point edge CU had versus NE Louisiana in 1995 (a 49-7 lead); and the 49-point win was CU's largest since that 66-14 verdict over NE Louisiana ... Colorado has scored **100** points in its first two games, its most since 103, also in 1994 ... Colorado gained **500-plus** yards in back-to-back games for the first time since Nov. 9-16, 2002; it marked the first time in back-to-back games to open a season since 1993 (when CU had 500+ in three straight versus Texas, Baylor and Stanford) ... Colorado allowed just **14** points in the first two games, its low since 1978, when the Buffs allowed 7 points in each of the first five games ... CU improved to **46-1** in "Sub 100/100 games," when holding the opponent under 100 in both rushing and passing, doing so for the first time since a 42-0 win over Miami-Ohio in 2007; the last time CU held a team under **100** yards total was on Oct. 24 1992 (54-7 win over Kansas State, 16 yards).



MICHIGAN 45 COLORADO 28

SEPTEMBER 17, 2016
MICHIGAN STADIUM, ANN ARBOR

GAME **3**

COLORADO	21	0	7	0	—	28
Michigan	7	17	14	7	—	45

SCORING

	Score	Time	Qtr
COLORADO — Ross 37 pass from Liufau (Gonzalez kick)	7-0	12:37	1Q
COLORADO — McCartney 18 fumble return (Gonzalez kick)	14-0	11:48	1Q
Michigan — Perry 6 blocked punt return (Allen kick)	14-7	8:27	1Q
COLORADO — Ross 6 pass from Liufau (Gonzalez kick)	21-7	3:49	1Q
Michigan — Chesson 17 run (Allen kick)	21-14	8:49	2Q
Michigan — Allen 39 FG	21-17	1:59	2Q
Michigan — Darboh 45 pass from Speight (Allen kick)	21-24	0:33	2Q
COLORADO — Fields 70 pass from Liufau (Gonzalez kick)	28-24	14:02	3Q
Michigan — Smith 42 run (Allen kick)	28-31	13:16	3Q
Michigan — Isaac 1 run (Allen kick)	28-38	3:06	3Q
Michigan — Peppers 54 punt return (Allen kick)	28-45	11:27	4Q

Attendance: 110,042 Time: 3:22

Weather (75°): cloudy skies, 80% humidity, 10-15 mph winds from the southwest

TEAM STATISTICS

	COLORADO	MICHIGAN
First Downs	15	20
Third Down Efficiency (Fourth)	1-13 (0-1)	5-16 (0-0)
Rushes—Net Yards	33-64	41-168
Passing Yards	261	229
Passes (Att-Comp-Int)	34-18-0	30-16-0
Total Offense	325	397
Return Yards	76	132
Punts: No-Average	10-33.1	7-39.3
Fumbles: No-Lost	1-0	2-1
Penalties/Yards	7/46	5/41
Quarterback Sacks—Yards	3-22	4-28
Time of Possession	28:25	31:35
Drives/Average Field Position	17/C28	15/M37
Red Zone: Scores-Attempts (Points)	1-2 (7)	3-4 (17)

INDIVIDUAL STATISTICS

Rushing—Colorado: Lindsay 12-51, Evans 4-17, Liufau 8-4, Lee 1-3, Ross 1-minus 2, Allen 2-minus 4, Montez 4-minus 4, Team 1-minus 1. **Michigan:** Smith 11-87, Chesson 3-25, Peppers 2-24, Isaac 10-18, Evans 4-10, Higdon 1-8, McDoom 2-5, O’Korn 1-3, Hill 1-2, Speight 6-minus 14.

Passing—Colorado: Liufau 25-16-0, 246, 3 td; Montez 7-0-0, 0; MacIntyre 1-1-0, 14; Gehrke 1-1-0, 1. **Michigan:** Speight 30-16-0, 229, 1 td.

Receiving—Colorado: Ross 7-78, Fields 4-99, Lindsay 2-0, Bobo 1-50, Ento 1-16, Liufau 1-14, Lee 1-3, Adkins 1-1. **Michigan:** Butt 7-87, Darboh 2-51, Hill 2-16, Smith 1-minus 3, Perry 1-54; Isaac 1-21, Evans 1-3.

Punting—Colorado: Kinney 8-42.2 (53 long, 0 In20, 1 TB); Team 2-minus 7. **Michigan:** Allen 7-39.3 (50 long, 1 In20, 2 TB).

Punt Returns—Colorado: MacIntyre 3-58. **Michigan:** Peppers 4-99, Jocz 1-27, Perry 0-6. **Kickoff Returns—Colorado:** Julmisse 4-101. **Michigan:** Peppers 2-81.

Tackle Leaders—Colorado: Oluqbode 11,3—14; Gamboa 7,5—12; Oliver 7,0—7; Kafovalu 3,3—6; Awuzie 5,0—5; Laguda 4,1—5; Thompson 4,1—5; Carrell 2,2—4; Tupou 2,2—4; Witherspoon 3,0—3; Gilbert 1,1—2; Moeller 1,1—2. **Michigan:** Gedeon 4,8—12; Peppers 6,3—9; Hill 4,2—6; Clark 3,3—6; Thomas 2,4—6; McCray 3,2—5.

Quarterback Sacks—Colorado: Awuzie 1-10, Kafovalu 1-8, Gilbert ½-2, Tupou ½-2. **Michigan:** Peppers 1-11, Hurst 1-3, McCray ½-4, Glasgow ½-4, Gedeon ½-3, Winovich ½-3.

Interceptions—Colorado: none. **Michigan:** none. **Passes Broken Up—Colorado:** Thompson 2, Witherspoon 2, Awuzie 1. **Michigan:** McCray, Stribling, Thomas.

GAME NOTES

CU dropped to **10-22** in games played in the Eastern Time Zone (**8-16** regular season, **2-6** bowl) ... This was the fifth time CU has played before 100,000-plus, with the **110,042** the largest of the five; it was the ninth time a team from the state of Colorado has played before a six-figure crowd: Air Force twice previously, CSU once and the Denver Broncos in SB XXI in Pasadena) ... CU has lost **23** straight against ranked teams, and **27** straight road games against ranked opponents (last win over Kansas in 2009, last road win at UCLA in 2002) ... **OT Aaron Haigler** made his first career start, doing so on the right side ... In the first half, the teams combined to go **1-of-14** on third down, gaining **4** net yards ... CU scored **28** points after scoring 30 in its first three trips here (0-31 in 1974, 27-26 in 1994, 3-27 in 1997) ... Liufau engineered 11 drives before leaving with the ankle injury (46 plays, 307 yards); Steven Montez was in for six drives (20 plays, 17 yards); Jordan Gehrke in for one play (1 yard) when Montez’ helmet was knocked off ... CU was **7-of-9** on second downs in the first quarter, all conversions six yards or longer ... Colorado surrendered **397** yards on defense, 184 of which came on five plays ... **OLB Derek McCartney’s** 18-yard fumble return for a touchdown as CU’s first since Samson Kafovalu returned one 33 yards for a score last year at UCLA.

ANN ARBOR, Mich. — Colorado twice held a 14-point lead in the first quarter, but special teams miscues and injuries took their toll, as fourth-ranked Michigan rallied for a 45-28 win at Michigan Stadium.

The Wolverines turned one blocked punt into a touchdown and forced another bad punt that put the Wolverines in position for a second touchdown in the first half, and took a 24-21 lead into the locker room at intermission.

Colorado regained the lead on the first possession of the third quarter when Sefo Liufau tossed a 70-yard touchdown pass to Shay Fields, but Liufau (16-for-25, 245 yards, 3 touchdowns) left the game with an ankle injury after CU’s next possession and the Buffs did not score again while Michigan answered with three more scores.

The Buffs jumped out to a quick 14-0 lead, scoring on their first offensive possession, then adding a defensive score less than a minute later.

After forcing Michigan to punt on its first possession, Colorado needed just three plays to go 49 yards for a touchdown. Liufau hit Jay MacIntyre with a 14-yard pass to start the drive, then connected with Devin Ross on a 37-yard scoring strike down the middle two plays later to give the Buffs a 7-0 lead.

Colorado then extended the lead to 14-0 less than a minute later. With Michigan facing a third-and-7, CU defensive back Chidobe Awuzie came off the edge and sacked Michigan quarterback Wilton Speight, forcing a fumble. Colorado linebacker Derek McCartney scooped up the loose ball and rumbled 18 yards for a touchdown and 14-0 lead.

Michigan, though, responded with a big play of its own. After stopping CU’s offense in Colorado territory, UM’s Michael Jocz blocked Alex Kinney’s punt. Grant Perry then grabbed the ball at CU’s 6-yard line and took it to the end zone as Michigan cut CU’s lead to 14-7.

Colorado then bumped its edge back to 14 by driving 67 yards in 10 plays for a touchdown. Phillip Lindsay had a 10-yard run on the drive, Liufau hit Shay Fields for an 18-yard gain and Kabion Ento for 16 yards before finding Ross again on a fade route in the corner of the end zone.

The second period, however, was all Michigan. CU’s Diego Gonzalez was wide right on a 36-yard field goal try and on CU’s next possession, Kinney punted the ball into the backside of a CU player. It took Michigan just two plays to go 38 yards for the score, getting a 17-yard scoring run from Jehu Chesson to cut the Buffs’ lead to 21-14.

Michigan added a 39-yard field goal with 1:59 left in the half to pull within 21-17 and the Buffs couldn’t muster a drive and punted. The Wolverines needed one play to take the lead when Amara Darboh ran 45 yards for a score, giving UM a 24-21 edge heading into halftime.

But CU needed just three plays to score after the half, getting a 70-yard touchdown throw from Liufau to Fields for a 28-24 lead. Liufau, though, was injured on the prior play and while he returned on CU’s next series, it was his last action of the day.

The Wolverines quickly responded. After a kick return by Jabrill Peppers past midfield, Michigan needed just two plays to reach the end zone, getting a 42-yard run from De’Veon Smith for a 31-28 lead, one the Wolverines never relinquished.

Michigan tacked on two more scores, going 80 yards for one and getting a 54-yard punt return for a touchdown from Peppers for another for the final tally.

CU scored 21 points and had 195 total yards in the first quarter, but just seven and 130 afterwards.

It was CU’s 23rd straight loss against a ranked team dating back to 2009.



COLORADO 41
OREGON 38
 SEPTEMBER 24, 2016
 AUTZEN STADIUM, EUGENE

GAME **4**

COLORADO	16	10	7	8	—	41
Oregon	7	10	21	0	—	38

SCORING

	Score	Time	Qtr
COLORADO — Lindsay 1 run (Graham kick)	7-0	11:16	1Q
COLORADO — Graham 24 FG	10-0	6:35	1Q
Oregon — Griffin 1 run (Schneider kick)	10-7	5:16	1Q
COLORADO — Fields 7 pass from Montez (Graham kick)	16-7	0:08	1Q
COLORADO — Montez 3 run (Graham kick)	23-7	11:58	2Q
Oregon — Carrington 25 pass from Prukop (Schneider kick)	23-14	10:18	2Q
Oregon — Schneider 41 FG	23-17	2:31	2Q
COLORADO — Graham 33 FG	26-17	0:00	2Q
COLORADO — Ross 48 pass from Montez (Graham kick)	33-17	12:59	3Q
Oregon — Brooks-James 1 run (Schneider kick)	33-24	7:02	3Q
Oregon — Benoit 3 run (Schneider kick)	33-31	1:52	3Q
Oregon — Carrington 18 pass from Prukop (Schneider kick)	33-38	0:54	3Q
COLORADO — Bobo 31 pass from Montez (Bobo pass from Montez)	41-38	8:43	4Q

Attendance: 53,974 **Time:** 3:32

Weather (68°): mostly sunny, 40% humidity, 4 mph winds from the northwest

TEAM STATISTICS

	COLORADO	OREGON
First Downs	32	24
Third Down Efficiency (Fourth)	6-12 (0-1)	6-15 (2-2)
Rushes—Net Yards	52-260	45-215
Passing Yards	333	293
Passes (Att-Comp-Int)	32-23-2	33-22-1
Total Offense	593	508
Return Yards	12	40
Punts: No-Average	3-40.3	6-38.5
Fumbles: No-Lost	1-0	0-0
Penalties/Yards	5/47	8/75
Quarterback Sacks—Yards	3-24	3-21
Time of Possession	33:26	26:34
Drives/Average Field Position	14/C24	13/O30
Red Zone: Scores-Attempts (Points)	5-5 (27)	4-5 (28)

INDIVIDUAL STATISTICS

Rushing—Colorado: Montez 21-135, Lindsay 15-72, Evans 10-61, MacIntyre 1-3, Lee 2-minus 2, Team 3-minus 9. **Oregon:** Brooks-James 16-120, Benoit 13-49, Mattingly 1-29, Griffin 9-27, Prukop 6-minus 10.

Passing—Colorado: Montez 32-23-2, 333, 3 td. **Oregon:** Prukop 33-22-1, 293, 2 td.

Receiving—Colorado: Ross 7-153, Bobo 5-72, Fields 5-35, Lindsay 3-31, MacIntyre 2-21, Evans 1-21. **Oregon:** Stanford 6-95, Nelson 5-85, Carrington 5-68, Griffin 2-23, Benoit 2-14, Baylis 2-8.

Punting—Colorado: Kinney 3-40.3 (42 long, 1 In20). **Oregon:** Wheeler 6-38.5 (48 long, 2 In20).

Punt Returns—Colorado: Oliver 1-12. **Oregon:** none. **Kickoff Returns—Colorado:** Julmisse 1-8. **Oregon:** Nelson 5-97.

Tackle Leaders—Colorado: Olugbode 7,6—13; Gamboa 4,8—12; Thompson 4,6—10; Laguda 6,2—8; Carrell 5,2—7; Kafovalu 5,2—7; Tupou 5,2—7; Gillam 2,4—6; Witherspoon 3,2—5; Awuzie 3,1—4; Moeller 2,1—3; Jackson 2,0—2; Oliver 2,0—2. **Oregon:** Dye 6,4—10; Hotchkins 4,5—9; Schooler 5,3—8; Ragin 4,3—7; Maloata 3,3—6; Apelu 4,1—5.

Quarterback Sacks—Colorado: Carrell 1½-13, Kafovalu 1-7, Gilbert ½-4. **Oregon:** Dye 1-9, McDowell 1-9, Hotchkins ½-2, Maloata ½-1.

Interceptions—Colorado: Witherspoon 1-0. **Oregon:** Schooler 1-36, Dye 1-4.

Passes Broken Up—Colorado: Thompson 3, Gamboa, Laguda, Moeller, Witherspoon. **Oregon:** Daniels, McDowell, Robinson.

GAME NOTES

Colorado extended the nation's fifth-longest PAT made streak to **156** before Oregon blocked the Buffs' second attempt of the game (the 156 was a school record; the streak dated back to Nov. 26, 2011) ... Colorado improved to **80-41-2** all-time in conference openers (**2-4** in the Pac-12 — both wins on the road;) ... CU ended a 6-game losing streak against the Ducks; Oregon now leads the series, 12-9 (5-3 in Eugene) ... Colorado has come out of the gate strong all four games: CU has outscored the opponent **72-14** with an **815-197** edge in total offense in the four first quarters combined ... The Buffs ran plays in Oregon territory on each of their first eight drives before going 3-and-out on the ninth drive ... CU was **17-of-31** on second down conversions (54.8 percent), 5-of-5 with 1-to-4 yards to go ... Colorado is now **51-9** all-time when rushing (260 today) and passing (333) for 200-plus yards in both ... The **593** yards are the most CU has ever gained in 21 games against the Ducks and is actually the first time a Colorado team has gained over 400 ... **CB Ahkello Witherspoon's** game-saving interception extended CU's nation's-best streak of forcing at least one turnover to **17** games ... This was the fewest points Oregon has scored against CU as a member of the Pac-12, and the fewest since the 2002 Fiesta Bowl (a 38-16 UO win).

EUGENE, Ore. — Ahkello Witherspoon's interception in the end zone ended a last-ditch Oregon drive Saturday, clinching a 41-38 Colorado win over Oregon at Autzen Stadium in the Pac-12 opener for both teams.

Witherspoon's interception came with 48 seconds remaining in the game and Oregon with a first-and-goal from the 7-yard line, giving the Buffs the signature win they've been seeking to signal that CU's program has indeed turned around.

Steven Montez had a record-setting starting debut for the 3-1 Buffs at quarterback, completing 23 of 32 passes for 333 yards and three touchdowns and two interceptions. He turned in the first-ever 300-yard passing/100-yard rushing game in school history.

After jumping out to a double-digit lead for the second week in a row only to see the lead disappear, the Buffs rallied to win this one.

The Buffs jumped out to a 23-7 edge before the Ducks rallied to take a 38-33 lead late in the third quarter, turning a pair of Montez interceptions into touchdown drives.

But the Buffs showed some moxie in crunch time, regaining the lead midway through the fourth quarter when Montez threw a 31-yard touchdown pass to Bryce Bobo. The pass was originally ruled incomplete, but after instant replay review, the officials signaled touchdown. A 2-point conversion pass from Montez to Bobo gave the Buffs a 41-38 lead with 8:43 to go in the game, and the Buffs defense took over and made the lead stand, coming up with three straight defensive stops.

Colorado built its early lead with another strong start. After Oregon punted following a three-and-out on its opening possession of the game, the Buffs drove 80 yards in eight plays for their first TD, getting a 1-yard scoring run from Phillip Lindsay to cap the drive, in which Montez completed three passes and Lindsay had a 33-yard run.

CU's defense then forced another three-and-out and the Buffs put together a seven-play, 44-yard drive that produced a 24-yard Chris Graham field goal and 10-0 lead.

Oregon then answered with its first score of the game to cut the lead to 10-7 when Taj Griffin scored from 1 yard out on a drive that was sparked by a 50-yard Tony Brooks-James run.

The Buffs, though, quickly responded, putting together back-to-back scoring drives to take a 23-7 lead. The first was a 12-play, 87-yard march, capped by a 7-yard Montez toss to Shay Fields, but a blocked PAT left CU with a 16-7 lead. Following an Oregon punt, CU struck quickly, going 63 yards in just four plays. A 61-yard Montez pass to Devin Ross put the Buffs at the Oregon 5, and two plays later, Montez dove over from the 3-yard line and Graham's PAT gave CU a 23-7 lead.

But Oregon answered with a touchdown and field goal, sandwiched around a CU drive that stalled in Ducks territory after a failed fourth-down try. The Ducks kept their touchdown drive alive with a 29-yard run on a fake punt, then scored on a 25-yard pass from Dakota Prukop to Darren Carrington Jr.

Colorado closed the half with a field goal to take a 26-17 lead into the locker room at intermission, then opened the third quarter with a 75-yard scoring drive. Montez hit Ross with a 48-yard scoring pass that was initially ruled incomplete but ruled a touchdown by replay and CU led 33-17 just two minutes into the third quarter.

This one had no turning point until the end. Montez's touchdown to Bobo and Witherspoon's interception were both plays that made the win possible.



COLORADO 47 OREGON STATE 6

OCTOBER 1, 2016

FOLSOM FIELD, BOULDER

GAME **5**

Oregon State.....	3	3	0	0	—	6
COLORADO.....	13	24	3	7	—	47

SCORING

	Score	Time	Qtr
Oregon State— Owens 32 FG	0- 3	8:15	1Q
COLORADO — Fields 51 pass from Montez (kick blocked)	6- 3	6:09	1Q
COLORADO — Fields 33 pass from Montez (Price kick)	13- 3	1:00	1Q
COLORADO — Fields 63 pass from Montez (Price kick)	20- 3	11:32	2Q
Oregon State — Owens 40 FG	20- 6	9:27	2Q
COLORADO — Lindsay 1 run (Price kick)	27- 6	4:45	2Q
COLORADO — Price 54 FG	30- 6	0:50	2Q
COLORADO — Gamboa 20 interception return (Price kick)	37- 6	0:41	3Q
COLORADO — Price 22 FG	40- 6	4:38	3Q
COLORADO — Adkins 1 run (Price kick)	47- 6	10:18	4Q

Attendance: 46,839 Time: 3:18

Weather (77°): sunny skies, 21% humidity, 6 mph winds from the east

TEAM STATISTICS

	COLORADO	OREGON ST.
First Downs	26	14
Third Down Efficiency (Fourth)	9-17 (1-1)	5-16 (0-0)
Rushes—Net Yards.....	54-247	34-126
Passing Yards	316	100
Passes (Att-Comp-Int).....	30-21-0	32-13-2
Total Offense	563	226
Return Yards	36	29
Punts: No-Average	5-44.4	8-44.6
Fumbles: No-Lost	0-0	4-0
Penalties/Yards	5/55	5/31
Quarterback Sacks—Yards.....	4-33	0-0
Time of Possession	32:28	27:32
Drives/Average Field Position.....	12/C24	14/OS28
Red Zone: Scores-Attempts (Points).....	3-3 (17)	1-1 (3)

INDIVIDUAL STATISTICS

Rushing—Colorado: Lindsay 16-90, Evans 15-43, Adkins 7-31, Montez 4-28, Gehrke 1-23, Lee 7-15, Bisharat 3-9, Ross 1-8. **Oregon State:** Pierce 8-61, Nall 9-35, Bolden 1-10, Garretson 7-8, Cook 2-7, Lucas 1-3, Blount 6-2.

Passing—Colorado: Montez 27-19-0, 293, 3 td; Gehrke 3-2-0, 23. **Oregon State:** Garretson 16-5-0, 55, 0 td; Blount 16-8-2, 45, 0 td.

Receiving—Colorado: Fields 7-169, Bobo 4-20, Evans 3-37, MacIntyre 2-32, Lindsay 2-28, Lee 1-13, Ross 1-9, Keeney 1-8. **Oregon State:** Collins 5-56, Bolden 2-13, Pierce 2-11, Hernandez 1-9, Ortiz 1-5, Jarmon 1-5, Nall 1-1.

Punting—Colorado: Kinney 5-44.4 (57 long, 1 In20). **Oregon State:** Porebski 8-44.6 (66 long, 4 In20).

Punt Returns—Colorado: MacIntyre 2-15, Oliver 1-11. **Oregon State:** Dockery 1-16, Bolden 2-13.

Kickoff Returns—Colorado: Julmisse 1-33. **Oregon State:** Bolden 2-45, Bailey 1-35, Pierce 1-32, Bradford 1-15.

Tackle Leaders—Colorado: Olugbode 8,4—12; Gilbert 7,0—7; Gillam 4,3—7; Carrell 3,1—4; Franke 3,1—4; Jackson 3,1—4; Laguda 3,1—4; Kafovalu 2,2—4; D.Lewis 3,0—3; Thompson 2,1—3; Severson 2,1—3; Thompson 2,1—3; Gamboa 1,2—3. **Oregon State:** Decoud 8,0—8; Hungalu 7,0—7; Arnold 6,1—7; Saulo 6,1—7; Willis 6,1—7; Ugwoegbu 4,3—7.

Quarterback Sacks—Colorado: Gilbert 2-26, D.Lewis 1-6, Tupou 1½-1, Kafovalu ½-0. **Oregon State:** none.

Interceptions—Colorado: Gamboa 1-20, Thompson 1-0. **Oregon State:** none.

Passes Broken Up—Colorado: Oliver 2, Awuzie, Gamboa, Gillam, Hasselbach, Witherspoon. **Oregon State:** Chappell, Crawford, Ugwoegbu.

GAME NOTES

Colorado improved to **4-1** for the first time since the 2005 season and **2-0** in league play for the first time since 2007 ... The attendance (**46,839**) was the largest in four seasons and the largest for Family Weekend since 2011 (CU is now **18-7** in Family Weekend games) ... CU dressed **75** players for the game, **68** played ... The 41-point win was CU's largest in a league game since Oct. 24, 1992, when the Buffs beat Kansas State 54-7 in Boulder ... CU was **14-of-31** on second down conversions, meaning the Buffs were **31-of-62** against the Oregon schools (17-of-31 versus the Ducks the previous last week) ... Colorado is now **52-9** all-time when rushing (247 today) and passing (316) for 200-plus yards in both: 4-0 this year ... The Buffs gained over 500 yards for the fourth time in five games this season (**563** today), doing that last in 1994 ... The 6 points allowed by CU was the fewest in a Pac-12 game (47 total); previous low was 13 by OSU last year; and also first time CU has not allowed a TD in a Pac-12 contest ... The last time CU held a league opponent without a TD was 11 years ago to the day: Oct. 1, 2005 in a 34-0 win at Oklahoma State ... The Buff defense cranked it up when the Beavers hit midfield; OSU ran **30** plays in plus territory for **51** yards ... **WR Shay Fields (7-169, 3 TD, 5 FDE)** became just the fourth Buffalo to have three touchdowns receiving in a game, but the first to have three in a single half ... **PK Davis Price (5-5 PAT, 2-2 FG, 11 points)** had his first career placekicks, and in the process, set CU records for the longest field goal made by a freshman as well as the longest for a first-career make (54 yards).

BOULDER — With Steven Montez throwing and Shay Fields catching, the Colorado Buffaloes scored 20 unanswered first-half points and zipped past Oregon State 47-6 on a sunny Saturday afternoon at Folsom Field.

Montez and Fields hooked up for three first-half touchdowns, enabling Fields to tie the school record for TD receptions in a game (three) with three other players and the Buffs to remain unbeaten (2-0) in the Pac-12 Conference (4-1 overall).

Montez, a redshirt freshman making his second college start at quarterback in place of injured senior Sefo Liufau (ankle), followed his winning starting debut at Oregon with another solid afternoon. He accounted for 321 yards in total offense (293 passing, 28 rushing in three quarters against the Beavers (0-1, 1-3) to help CU to back-to-back conference wins for the first time since 2010.

For the first time this season, the Buffs trailed in the first quarter as OSU took a 3-0 lead on a 32-yard Garrett Owens field goal.

The Buffs came back in a hurry as Montez and Fields connected for scores on CU's next three possessions. The first was a 51-yarder that found Fields at least five steps behind the Beavers secondary, the second a 33-yarder that saw Fields equally uncovered. The Buffs led 13-3 after the first quarter, bumping their first-quarter scoring edge to 85-17 for the season.

After CU defensive end Jimmie Gilbert (two sacks on the day) forced a fumble by OSU QB Darrel Garretson and a subsequent 20-yard loss on the Beavers' first possession of the second quarter, the Buffs took over on their own 13-yard line.

Five plays into that drive, Montez hit Fields with a short pass near the right sideline and the CU junior then raced 63 yards to the end zone. Freshman Davis Price — called on after Chris Graham's initial PAT was blocked — kicked the Buffs ahead 20-3 with 11:32 left before halftime.

Owens got the Beavers another three points with a 40-yard field goal (20-6), but the Buffs wasted no time answering. After a 33-yard kickoff return by freshman Tony Julmisse, CU marched 66 yards in 11 plays, capping the drive with a 1-yard walk-in TD by Phillip Lindsay on fourth down.

Price's PAT pushed CU ahead 27-6 with just under 5 minutes left before halftime. The Beavers were slowly, efficiently being buried, and for good measure the Buffs positioned Price for a 54-yard field goal with 50 seconds left in the half. It was the freshman's first field try as a collegian, and he delivered with the longest FG by a freshman in CU history.

Nine seconds later a hit by CU linebacker Kenneth Olugbode helped Rick Gamboa collect the first interception of his career, which Gamboa returned 20 yards for the first touchdown of his career. Colorado took a 37-6 lead at intermission.

After a Tedric Thompson interception midway through the third quarter, Price added his second field of the afternoon — a 22-yarder that increased CU's lead to 40-3 with 4:38 left in the quarter.

Although OSU managed another field goal, the Buffs' defense kept the Beavers out of the end zone, the first time in 11 years Colorado had held a conference opponent without a touchdown. Colorado also added one more touchdown to provide the final margin of victory.

The victory boosted the Buffs back into the national polls, with CU at No. 21 in the AP poll and No. 23 in the coaches' poll when the voting was announced Sunday.



SOUTHERN CALIFORNIA 21
COLORADO 17
 OCTOBER 8, 2016
 LOS ANGELES COLISEUM

GAME **6**

COLORADO.....	0	0	7	10	—	17
Southern California	7	7	0	7	—	21

LOS ANGELES — After falling behind 14-0 in the first half, the No. 21 Colorado Buffaloes rallied to tie the game at 14-14 in the fourth quarter before finally falling to USC, 21-17, at the Los Angeles Coliseum.

Colorado forced four turnovers in the game, but could only manage to convert one into a score. CU dropped to 4-2 overall (2-1 Pac-12) while USC improved to 3-3, 2-2. The loss also dropped CU to 0-11 against the Trojans all time.

USC broke the tie midway through the fourth quarter by going 70 yards in six plays for the winning score, getting a 7-yard pass from Sam Darnold to Tyler Petite.

The Buffs had battled back from a 14-0 halftime deficit, tying the game with 10:20 to go in the game on a 10-yard Steven Montez scoring pass to Bryce Bobo.

Earlier in the half, Bobo helped the Buffs cut into USC's lead by throwing a 67-yard touchdown pass to Phillip Lindsay after taking a lateral from Montez.

Colorado's defense was stellar for most of the second half. The Buffs forced three second-half turnovers — two fumbles and an interception — and Colorado converted one of them into a touchdown. Afolabi Laguda and Jordan Carrell had fumble recoveries for the Buffs and Kenneth Olugbode had the interception.

The Buffs finally broke onto the scoreboard early in the third quarter. Following Carrell's fumble recovery, created by an Addison Gillam sack of Darnold, the Buffs needed one play to score on Bobo's pass to Lindsay.

CU's defense continued to hold and early in the fourth quarter, after the Buffs forced a second straight USC punt, Colorado finally put together its first sustained scoring drive of the game, going 84 yards in eight plays for the tying score. Montez helped keep the drive alive with an 11-yard throw to Kabion Ento on third-and-6 before Lindsay rumbled 37 yards to the USC 11. Three plays later, Montez found Bobo in the end zone for a 10-yard scoring pass and Davis Price's PAT tied the game at 14-14.

The Trojans, however, responded to regain the lead on Darnold's third touchdown pass of the game. Colorado quickly answered with a drive inside USC territory that produced a 42-yard Price field goal, but that finished the scoring for the game as USC managed to drive into CU territory and run out the clock on its next possession.

After outscoring opponents 85-17 in the first quarter and 164-47 in the first half this season, the Buffs were held scoreless in the first 30 minutes. The Trojans, meanwhile, put together a pair of long scoring drives, going 80 yards in nine plays for their first touchdown, then adding a 13-play, 92-yard drive for the 14-0 lead.

The Buffs had dodged a bullet on USC's first possession by forcing a Darnold fumble near the goal line with Ahkello Witherspoon recovering it in the end zone.

CU never mustered much of an offensive threat in the opening 30 minutes as the Buffs' high-powered offense never found a rhythm. Colorado also produced some self-inflicted wounds, including a pair of penalties that stifled the Buffs' deepest penetration into USC territory. Just after reaching the Trojan 34, the Buffs committed two penalties on three snaps, setting them back to their side of the 50.

Montez, who was starting his third straight game for the Buffs, was injured on CU's last possession of the half. Senior Sefo Liufau replaced Montez and moved the Buffs into Trojan territory before the drive stalled.

Montez returned for the second half and finished the game.

SCORING

	Score	Time	Qtr
USC — Imatorbhebhe 32 pass from Darnold (Boormeester kick)	0-7	3:31	1Q
USC — Petite 11 pass from Darnold (Boormeester kick)	0-14	3:40	2Q
COLORADO — Lindsay 67 pass from Bobo (Price kick)	7-14	11:23	3Q
COLORADO — Bobo 10 pass from Montez (Price kick)	14-14	10:20	4Q
USC — Petite 7 pass from Darnold (Boormeester kick)	14-21	8:28	4Q
COLORADO — Price 42 FG	17-21	4:49	4Q

Attendance: 68,302 **Time:** 3:17
Weather (90°): scattered clouds, 35% humidity, calm winds

TEAM STATISTICS

	COLORADO	USC
First Downs	20	28
Third Down Efficiency (Fourth)	6-17 (1-2)	7-14 (1-2)
Rushes—Net Yards	29-96	43-190
Passing Yards	275	358
Passes (Att-Comp-Int)	44-28-1	37-25-1
Total Offense	371	548
Return Yards	37	50
Punts: No-Average	7-42.1	3-39.3
Fumbles: No-Lost	0-0	4-3
Penalties/Yards	5/26	2/22
Quarterback Sacks—Yards	1-11	4-28
Time of Possession	27:42	32:18
Drives/Average Field Position	12/C26	12/SC29
Red Zone: Scores-Attempts (Points)	1-1 (7)	3-3 (21)

INDIVIDUAL STATISTICS

Rushing—Colorado: Lindsay 11-57, Montez 13-25, Julmisse 1-10, Evans 1-2, Liufau 3-2. **USC:** Davis 13-92, Jones 10-56, Ware 8-25, Darnold 8-22, Team 4-minus 5.

Passing—Colorado: Montez 40-25-1, 197, 1 td; Liufau 3-2-0, 11; Bobo 1-1-0, 67, 1 td. **USC:** Darnold 37-25-1, 358, 3 td.

Receiving—Colorado: Bobo 10-83, Lindsay 6-105, Ross 6-48, Fields 4-32, Ento 1-11, Lee 1-minus 4. **USC:** Mitchell 6-63, Smith-Schuster 5-113, Burnett 5-34, Rogers 4-76, Imatorbhebhe 2-45, Petite 2-18, Jones 1-9.

Punting—Colorado: Kinney 7-42.1 (47 long, 2 In20). **USC:** Tilbey 3-39.3 (44 long, 2 In20).

Punt Returns—Colorado: MacIntyre 1-14. **USC:** Jackson 4-50.

Kickoff Returns—Colorado: Julmisse 1-21. **USC:** Jackson 1-38.

Tackle Leaders—Colorado: Thompson 7,5—12; Laguda 8,3—11; Olugbode 6,3—9; Gamboa 6,2—8; Carrell 4,3—7; Tupou 2,4—6; Gillam 4,1—5; Moeller 3,2—5; Gilbert 3,1—4; Kafovalu 0,4—4; Awuzie 3,0—3; Oliver 2,1—3; Fisher 1,2—3. **USC:** Nwosu 5,5—10; Marshall 7,2—9; Green 2,5—7; Jackson 4,2—6; Hutchings 2,4—6; Lockett 4,1—5; Gustin 4,1—5.

Quarterback Sacks—Colorado: Gillam 1-11. **USC:** Dorton 1-15, Smith 1-6, Nwosu 1-2, Hutchings ½-3; Green ½-2.

Interceptions—Colorado: Olugbode 1-14. **USC:** Jackson 1-0.

Passes Broken Up—Colorado: Gilbert, Oliver, Thompson, Witherspoon. **USC:** Marshall 3, Nwosu 2, Gustin, Lockett.

GAME NOTES

USC now leads the all-time series by an **11-0** count, though the last two games have gone down to the wire and were decided by a total of 7 points ... The Buffs had won all five coin tosses this season prior to USC winning ... The 90-degree temperature at kickoff tied for the 11th warmest in school history (sixth at 90°); CU is **7-9** when the temp is 90-plus at kickoff ... Colorado is now **0-2** when wearing its silver-white-silver combination look ... This was the first game as a head coach that **Mike MacIntyre** coached with his team ranked (80 games total) ... USC led for **46:39**; the Buffs had trailed for all of 39:04 in their first five games; this was the first time this year CU did not own a lead in a game ... CU is now **2-20-1** all-time in the state of California, dropping the last 10 games ... Colorado had not allowed a touchdown in five straight quarters until USC scored one in the first quarter; the last time CU did not allow a TD in five straight was in 2012 ... USC was the first team to slow down the Buffs out of the gate this season, the only school to keep CU from scoring in the first quarter and the first half. The Trojans were the first to hold CU under 161 yards in the first quarter (70) and under 232 in the first half (127) ... By forcing four USC turnover, CU extended its nation's-best streak of forcing at least one turnover to **19** straight games ... **TB Phillip Lindsay** was the first Buff running back to have 100 yards receiving in a game since **TB Cortlen Johnson** did so at Iowa State on Nov. 10, 2001 (both had identical stats: 6-105 with a TD).



COLORADO 40 ARIZONA STATE 16

OCTOBER 15, 2016

FOLSOM FIELD, BOULDER

GAME **7**

Arizona State	7	3	3	3	—	16
COLORADO	7	16	10	7	—	40

SCORING

	Score	Time	Qtr
COLORADO — Evans 16 run (Price kick)	7-0	11:16	1Q
Arizona State — Kohl 5 pass from Wilkins (Gonzalez kick)	7-7	2:48	1Q
COLORADO — Price 20 FG	10-7	12:54	2Q
Arizona State — Gonzalez 51 FG	10-10	10:57	2Q
COLORADO — Liufau 3 run (Price kick)	17-10	9:11	2Q
COLORADO — Lindsay 13 run (kick failed)	23-10	4:47	2Q
COLORADO — Lindsay 75 run (Price kick)	30-10	14:48	3Q
Arizona State — Gonzalez 50 FG	30-13	10:50	3Q
COLORADO — Graham 36 FG	33-13	1:50	3Q
Arizona State — Gonzalez 59 FG	33-16	8:54	4Q
COLORADO — Lindsay 4 run (Graham kick)	40-16	0:40	4Q

Attendance: 48,588 Time: 3:14

Weather (79°): mostly clear, 17% humidity, winds from the east at 5 mph

TEAM STATISTICS

	COLORADO	ARIZONA STATE
First Downs	27	7
Third Down Efficiency (Fourth)	8-17 (0-0)	3-18 (0-1)
Rushes—Net Yards	52-315	28-50
Passing Yards	265	149
Passes (Att-Comp-Int)	32-23-0	35-13-1
Total Offense	580	199
Return Yards	16	35
Punts: No-Average	6-44.3	10-52.1
Fumbles: No-Lost	2-2	2-0
Penalties/Yards	3/20	2/20
Quarterback Sacks—Yards	5-43	1-4
Time of Possession	33:36	26:24
Drives/Average Field Position	15/C25	17/AS32
Red Zone: Scores-Attempts (Points)	6-7 (33)	1-1 (7)

INDIVIDUAL STATISTICS

Rushing—Colorado: Lindsay 26-219, Evans 11-59, Liufau 14-38, Team 1-minus 1. **Arizona State:** Richard 10-59, Ballage 7-14, Ralston 2-8, Wilkins 9-minus 31.

Passing—Colorado: Liufau 31-23-0, 265, 0 td; MacIntyre 1-0-0, 0. **Arizona State:** Wilkins 35-13-1, 149, 1 td.

Receiving—Colorado: Bobo 6-110, Ross 6-46, MacIntyre 4-37, Lindsay 4-20, Fields 2-20, Evans 1-32. **Arizona State:** White 5-97, Harry 3-13, Richard 1-14, Smith 1-13, Kohl 1-5, Jenkins 1-4, Ballage 1-3.

Punting—Colorado: Kinney 6-44.3 (47 long, 0 In20). **Arizona State:** Haack 10-52.1 (76 long, 2 In20, 3 TB).

Punt Returns—Colorado: MacIntyre 4-16. **Arizona State:** White 5-35.

Kickoff Returns—Colorado: none. **Arizona State:** White 2-38, Ballage 1-28.

Tackle Leaders—Colorado: Olugbode 7,3—10; Gilbert 3,4—7; Moeller 3,2—5; Gillam 2,3—5; Thompson 2,2—4; Awuzie 3,0—3; Carrell 2,1—3; Gamboa 1,2—3; Laguda 1,2—3; Howard 2,0—2; Kafovalu 1,1—2; Tupou 1,1—2; Jackson 0,1—1. **Arizona State:** Ball 10,0—10; Moeakiola 9,1—10; Fiso 8,1—9; Orr 6,0—6; Latu 5,0—5; Calhoun 5,0—5; Perry 4,0—4.

Quarterback Sacks—Colorado: Gilbert 2-22, Gillam 1-9, Awuzie 1-8, Olugbode 1-4. **Arizona State:** Latu 1-4.

Interceptions—Colorado: Laguda 1-0. **Arizona State:** none.

Passes Broken Up—Colorado: Awuzie 2, Oliver 2, Witherspoon 2, Laguda 1. **Arizona State:** Orr.

GAME NOTES

Colorado is both **5-2** overall and **3-1** in league play for the first time since the 2005 season and improved to **62-35-5** in Homecoming games ... This was CU's **398th** all-time victory at home (306th at Folsom Field) ... Zane Gonzalez' **59-yard** field goal was the second-longest in Folsom Field history; CU's Mason Crosby owns the longest (60 yards vs. Iowa State in 2004) ... In the last seven quarters in Boulder, CU has outgained ASU by **1,103-403** ... Colorado is now **4-0** in games against schools that were ranked in the coaches' poll but not in the Associated Press one ... Colorado and the National Football Foundation honored **Herb Orvis** in the first quarter as he will become the seventh CU player (and eighth associated with the school) to be inducted into the College Football Hall of Fame. Orvis, a defensive end, played at CU from 1969-71; NFF CEO and CU grad **Steve Hatchell** and '93 Buffalo inductee **Dick Anderson** (class of '67) participated in the ceremony ... Colorado rushed for **315** yards; the Buffs had 703 total in the first seven games in the series ... CU is now **28-10** in games with a 100-yard rusher and receiver; it was just the third 200/100 game (**3-0**) ... ASU was **0-of-14** on second down before converting its first time early in the fourth quarter; it finished the game 1-of-20 ... ASU ran 23 plays in CU territory for a net 19 yards.

BOULDER — The Colorado Buffaloes parlayed the return of senior quarterback Sefo Liufau with a punishing ground game and buried No. 24 Arizona State, 40-16, at Folsom Field.

Beating the Sun Devils for the first time in eight tries, the Buffs (5-2, 3-1) remained tied with Utah (6-1, 3-1) in the Pac-12 Conference's South Division.

Liufau, out for all but two series in the previous three games with an ankle injury, completed 23 of his 31 passes for 265 yards. But it was CU's ground game — led by Phillip Lindsay's 29 carries for 219 yards and three touchdowns — that overran ASU (5-2, 2-2). The Sun Devils had entered the game with a Pac-12 leading rush defense, giving up just 89.3 yards per game.

Lindsay's 200-plus yard rushing game was the first by a Buff since Chris Brown's 211-yard effort against Missouri in 2002.

The Buffs celebrated Liufau's return by immediately kicking their offense into gear. They scored on their first possession, marching 81 yards in 10 plays and taking a 7-0 lead on Kyle Evans' 16-yard run and Davis Price's PAT.

Liufau gave a hint of his accuracy on the drive, completing all three of his pass attempts, and he completed his first nine of the night. Wide receiver Bryce Bobo finished the half with five receptions for 105 yards — his first career 100-yard receiving game.

The Buffs and Sun Devils went back and forth, battling to 7-7 and 10-10 ties until Liufau engineered a pair of scoring drives that covered 75 and 56 yards and opened a 23-10 halftime lead for CU.

Liufau's 3-yard keeper produced the first of those two TDs and Lindsay's 13-yard run accounted for the second. Price kicked a 20-yard field goal on the fourth play of the second quarter — his fourth of the season in as many attempts — and added two of three extra points. His first missed PAT of the season caromed off the right upright following Lindsay's TD run.

ASU's 10 first-half points came on a 5-yard Manny Wilkins to Kody Kohl pass and a 51-yard field goal by Zane Gonzalez.

CU's defense limited the Sun Devils to 50 rushing yards and 149 passing yards (199 total offense) for the game and held the visitors to 3-of-18 third-down conversions. Colorado also finished with a commanding 27-7 edge in first downs.

CU opened the second half with something a few decibels beyond a bang — a 75-yard TD run by Lindsay on the first play from scrimmage. Lindsay's score and Price's PAT pushed the Buffs in front 30-10.

The Sun Devils cut the lead to 30-13 on a 50-yard field goal by Gonzalez. After Price's first missed field goal of the season — a 26-yarder that drifted wide right — the Buffs got the ball back on Afolabi Laguda's interception, the first of his career. That gave CU possession at its own 20, and the Buffs converted it into a 32-yard field by Chris Graham that increased CU's lead to 33-13.

Gonzalez nailed a 59-yard field goal to bring ASU to within 33-16 midway through the fourth before Liufau and the Buffs put together an 8-play, 47-yard scoring drive, capped by Lindsay's 4-yard run with 40 seconds remaining, to finish the scoring.

ASU's 199 total yards was the lowest total by ASU in the Todd Graham era, and the lowest total by a CU conference foe since Kansas State managed just 196 in 2001.

Laguda's interception also pushed CU's streak of games with at least one defensive takeaway to a nation-leading 20, and Colorado's 580 total yards marked the fifth time the Buffs surpassed the 500-yard mark this season.



COLORADO 10 STANFORD 5

OCTOBER 22, 2016
STANFORD STADIUM, PALO ALTO

GAME **8**

COLORADO	0	7	0	3	—	10
Stanford	3	0	0	2	—	5

PALO ALTO — Colorado's defense put forth a game for the ages, holding Stanford's offense to just three points as the Buffaloes punched out a 10-5 win over the Cardinal to become bowl eligible for the first time since 2007.

The Buffs, who produced four defensive takeaways, improved their record to 6-2 overall and 4-1 in Pac-12 play, matching their largest win total since 2007.

Stanford struck first with a 66-yard drive that produced a field goal with 2:33 left in the first half. Christian McCaffrey carried six times for 29 yards on the drive and Stanford converted two third downs on the march. CU finally held when Chidobe Awuzie forced an incompletion on third down and Stanford settled for a 3-0 lead — the only offensive points Stanford produced all afternoon.

Following punts from both teams, Colorado answered with a sustained scoring drive. The Buffs went 73 yards in nine plays, with Phillip Lindsay carrying three times for 23 yards, including a 19-yard burst. Sefo Liufau completed three passes for 36 yards on the drive, including a 15-yard scoring toss to Shay Fields. Chris Graham's PAT gave CU a 7-3 lead with 11:59 to go in the first half.

Lindsay proved to be an effective weapon for the Buffs all day. The CU junior outrushed his Stanford counterpart, finishing with 131 yards on 12 carries, compared to McCaffrey's 92 yards on 11 carries.

After its first touchdown, CU missed an opportunity for more points on its next possession. The defense forced its third Stanford three-and-out of the half and Colorado drove from its own 12 to the Stanford 22 before the drive stalled. The Buffs came away with no points when Graham, subbing for an ill Davis Price, was wide left on a 42-yard field goal try.

The Buffs' kicking woes struck again — twice — in the third quarter. On their first possession of the second half, CU took the opening kick and drove inside the Stanford 5. But on second-and-goal from the 3, Liufau was sacked and Liufau threw incomplete on third down. Graham then attempted a 28-yard field goal and was again wide right and the score remained 7-3.

CU's defense then held Stanford on fourth down in CU territory, and the Buffs again drove to the Stanford 5-yard line. But a 5-yard touchdown pass from Liufau to Bryce Bobo was nullified by a pass interference penalty. Three plays later, the Buffs then sent punter Alex Kinney on to try a 31-yard field goal — and it was wide right and the score remained 7-3 with 2:48 left in the third quarter.

After back-to-back three-and-outs, Stanford finally mustered a long drive, aided by a pair of penalties. The Cardinal moved from its own 34 to CU's 4-yard line. But on first-and-goal, Stanford's Ryan Burns fumbled the snap and CU's Kenneth Olugbode recovered. CU drove to its own 36 before stalling and a Kinney punt put the Cardinal at the Stanford 5-yard line with 8:36 to go.

CU's Tedric Thompson then recorded his second interception of the game and his 30-yard return gave the Buffs the ball on the Stanford 20. Colorado marched to the Stanford 5-yard line and the Buffs finally were successful on a field goal attempt as Graham was good from 23 yards out to give the Buffs a 10-3 lead.

Isaiah Oliver ended Stanford's final threat with an interception with 1:37 left. The Buffaloes, with not quite enough time to run out the clock, had to take a safety with :04 left, but the strategy worked perfectly after Graham's squib kick left Stanford only one desperation play from 82-yards out as time ran out.

SCORING

	Score	Time	Qtr
Stanford — Ukropina 26 FG	0-3	2:33	1Q
COLORADO — Fields 15 pass from Liufau (Graham kick)	7-3	11:59	2Q
COLORADO — Graham 23 FG	10-3	2:13	4Q
Stanford — Safety, Liufau ran out of back of end zone	10-5	0:04	4Q

Attendance: 44,535 **Time:** 2:58

Weather (61°): mostly clear, 26% humidity, calm winds (1 mph)

TEAM STATISTICS

	COLORADO	STANFORD
First Downs	23	15
Third Down Efficiency (Fourth)	5-16 (1-2)	5-14 (0-1)
Rushes—Net Yards	49-224	33-93
Passing Yards	135	170
Passes (Att-Comp-Int)	25-12-0	29-16-3
Total Offense	359	263
Return Yards	37	-4
Punts: No-Average	5-42.0	5-50.6
Fumbles: No-Lost	0-0	2-1
Penalties/Yards	6/60	7/60
Quarterback Sacks—Yards	3-28	5-29
Time of Possession	26:58	33:02
Drives/Average Field Position	12/C25	12/S24
Red Zone: Scores-Attempts (Points)	2-4 (10)	1-2 (3)

INDIVIDUAL STATISTICS

Rushing—Colorado: Lindsay 12-131, Evans 14-60, Liufau 17-38, Fields 1-12, Team 5-minus 17. **Stanford:** McCaffrey 21-92, Love 3-24, Chryst 3-6, Burns 5-minus 27, Team 1-minus 2.

Passing—Colorado: Liufau 25-12-0, 135, 1 td. **Stanford:** Burns 29-16-3, 170, 0 td.

Receiving—Colorado: Fields 4-51, Ross 4-33, Bobo 2-27, Walker 1-13, Lindsay 1-11. **Stanford:** Irwin 7-88, Rector 4-36, McCaffrey 2-26, Schultz 2-15, Love 1-5.

Punting—Colorado: Kinney 5-42.0 (59 long, 2 In20). **Stanford:** Bailey 5-50.6 (61 long, 2 In20).

Punt Returns—Colorado: Oliver 2-7. **Stanford:** McCaffrey 1-minus 4.

Kickoff Returns—Colorado: Julmisse 1-17. **Stanford:** Alexander 1-17.

Tackle Leaders—Colorado: Olugbode 10,8—18; Thompson 4,8—12, Laguda 6,2—8; Gamboa 2,5—7; Awuzie 3,3—6; Gilbert 4,1—5; Gillam 2,3—5; Tupou 2,3—5; Carrell 2,2—4; Moeller 0,4—4; Oliver 3,0—3; Coleman 1,1—2; Kafovalu 1,1—2. **Stanford:** Alfieri 3,5—8; Thomas 4,3—7; Lloyd 3,4—7; Reid 3,3—6; Hoffpauir 5,0—5; Phillips 1,4—5.

Quarterback Sacks—Colorado: Carrell 1-7, Coleman ½-6, Falu ½-6; Tupou ½-5; Gilbert ½-4. **Stanford:** Alfieri 1½-10, Thomas 1½-6, Perez 1-7, Phillips ½-3, Kalambayi ½-3.

Interceptions—Colorado: Thompson 2-30, Oliver 1-0. **Stanford:** none.

Passes Broken Up—Colorado: Awuzie 2, Witherspoon 2. **Stanford:** Alfieri, Holder.

GAME NOTES

Colorado improved to **6-2** overall and **4-1** in league play for the first time since the 2005 season (when CU opened 7-2 and 5-1, respectively, in the Big 12); the Buffs also became bowl-eligible for the first time since 2007 (Independence Bowl) ... Colorado took its first lead in the series (7-3 early in the second quarter) since holding a 37-34 lead late in the '93 game (a span of five games) ... The 10 combined first half points tied for the second-fewest in a game since CU joined the Pac-12 (league and non-league); CU trailed Washington at Boulder, 7-0, in an eventual 38-3 loss on Nov. 17, 2012; the Buffs led Utah, 10-0, at halftime in 2011 ... The **10** points CU scored was the fewest in winning a game since a 6-0 win at Missouri on Oct. 8, 1992 ... Colorado rushed for **224** yards (which included 29 lost yards to sacks); the Buffs had 122 against the Cardinal in the last three games combined ... The **359** yards of total offense was also a high against Stanford since joining the Pac-12 (topping 264, 76 and 231) ... This was the sixth time in school history the opponent scored **5** points in a game (5-1; the previous time prior to today was on Thanksgiving Day in 1907 (Nov. 28), a 5-4 loss to Colorado Mines in Denver ... CU snapped a 10-game losing streak in California, and is now **3-20-1**; the Buffs also improved to **6-17** against the Pac-12 North since joining the league (**3-0** this season) having beaten both Oregon schools and now Stanford (the fourth and final game is Nov. 19 vs. Washington State) ... The **2:58** game time was CU's fastest since 2013 (2:50 at Washington).



COLORADO 20 UCLA 10

NOVEMBER 3, 2016
FOLSOM FIELD, BOULDER

GAME 9

UCLA	7	3	0	0	—	10
COLORADO	7	0	3	10	—	20

SCORING

		Score	Time	Qtr
COLORADO — Lindsay 1 run (Graham kick)		7-0	5:49	1Q
UCLA — Andrews 39 pass from Faulf (Strauch kick)		7-7	4:04	1Q
UCLA — Molson 48 FG		7-10	12:19	2Q
COLORADO — Graham 21 FG		10-10	7:28	3Q
COLORADO — Graham 37 FG		13-10	13:40	4Q
COLORADO — Oliver 68 punt return (Graham kick)		20-10	5:27	4Q

Attendance: 43,761 Time: 3:28

Weather (54°): clear skies, 52% humidity, winds from the west at 3 mph

TEAM STATISTICS

	COLORADO	UCLA
First Downs	24	14
Third Down Efficiency (Fourth)	7-18 (2-2)	4-15 (0-0)
Rushes—Net Yards	52-144	30-25
Passing Yards	160	185
Passes (Att-Comp-Int)	33-20-3	29-15-1
Total Offense	304	210
Return Yards	175	64
Punts: No-Average	3-41.3	7-40.9
Fumbles: No-Lost	4-1	1-0
Penalties/Yards	12/128	13/96
Quarterback Sacks—Yards	3-28	4-11
Time of Possession	24:35	35:25
Drives/Average Field Position	13/C35	13/U32
Red Zone: Scores-Attempts (Points)	3-4 (13)	0-2 (0)

INDIVIDUAL STATISTICS

Rushing—Colorado: Lindsay 24-73, Liufau 23-58, Evans 2-8, Ross 1-4, Montez 1-2, Team 1-minus 1. **UCLA:** Jamabo 23-66, Starks 1-0, Fafaul 5-minus 19, Team 1-minus 22.

Passing—Colorado: Liufau 30-19-2, 143, 0 td; Montez 3-1-1, 17. **UCLA:** Fafaul 29-15-1, 185, 1 td.

Receiving—Colorado: Lindsay 11-76, Fields 3-39, Ross 3-24, Bobo 2-7, MacIntyre 1-14. **UCLA:** Andrews 6-88, Lasley 4-22, Roberts 2-57, Jamabo 2-6, Adams 1-12.

Punting—Colorado: Kinney 3-41.3 (46 long, 1 In20). **UCLA:** Searl 3-41.7 (52 long, 1 In20), Flintoft 4-40.2 (48 long, 1 In20).

Punt Returns—Colorado: Oliver 5-124. **UCLA:** Pickett 1-3.

Kickoff Returns—Colorado: Julmisse 1-24. **UCLA:** Adams 3-99.

Tackle Leaders—Colorado: Laguda 3,4—7; Olugbode 3,4—7; Gillam 5,1—6; Thompson 5,1—6, Awuzie 5,0—5; Gamboa 3,2—5; Kafovalu 4,1—5; Tupou 2,2—4; Witherspoon 3,0—3; Moeller 2,0—2; Shaver 2,0—2; Falu 1,1—2. **UCLA:** Brown 13,6—19; Goforth 7,1—8; Wadood 7,1—8; McKinley 7,0—7; Young 6,1—7; Pickett 5,1—6; Ankou 4,1—5.

Quarterback Sacks—Colorado: Awuzie 1-10, Shaver 1-10, Team 1-8. **UCLA:** McKinley 2-9, Tuioti-Mariner 1-1, Vanderdoes 1-1.

Interceptions—Colorado: Olugbode 1-51. **UCLA:** Judge 1-12, Goforth 1-0, Goodman 1-0.

Passes Broken Up—Colorado: Falu 2, Oliver 2, Thompson 2, Gillam, Laguda. **UCLA:** Goforth.

GAME NOTES

Colorado improved to both **7-2** overall and **5-1** in league play for the first time since **2005** ... CU's last winning score of **20-10** came 30 years ago almost to the week: Oct. 25, 1986 over No. 3 Nebraska in Boulder ... UCLA was the fifth opponent to open a game on offense with a "three-and-out" against the Buffs (three others had just one first down) ... UCLA became just the second team in five games to own a lead over the Buffs this year in the state of Colorado (Oregon State led 3-0 for 2:06) ... Colorado trailed at halftime for just the third time this season (24-21 at Michigan, 14-0 at USC previously) ... The last time CU and its opponent both had **10** or more penalties in a game was on Oct. 1, 2011 (CU 10-90, Washington State 10-125); that was CU's first Pac-12 league game ... This was CU's **399th** all-time victory at home (307th at Folsom Field) ... Colorado won back-to-back games scoring 20 or fewer points for the first time since the 1969 season (identical 17-14 wins over Kansas and Oklahoma State on Nov. 8-15) ... CU had **105** yards in the second quarter—its 23rd 100-yard quarter out of 36; only UCLA and Michigan have held the Buffs to one 100-yard quarter in a game this season. UCLA finished with 210 yards of offense; it is the fourth team the Buffs have held to under 250 this season, last done by CU in 1998 (four under 250 that year) ... UCLA was **3-of-19** on second downs and limited the Bruins to 20 total yards ... The Bruins opened 3-of-4 on first downs but converted just 1-of-11 the rest of the way.

BOULDER — Isaiah Oliver's 68-yard fourth-quarter punt return for a touchdown led No. 21 Colorado to a 20-10 Pac-12 Conference victory over UCLA at Folsom Field.

It was CU's first win over the Bruins in six Pac-12 meetings, but was not without a challenge. The Buffs were penalized a season-high 12 times for 128 yards while UCLA was flagged 13 times for 96 yards. The Buffs suffered three interceptions and lost one of four fumbles.

But the Buffs defense held the Bruins to 210 yards in total offense, including only 25 rushing. CU rushed for 144 yards, paced by tailback Phillip Lindsay (78 yards, 1 TD) and quarterback Sefo Liufau (58 yards). Lindsay also made 11 receptions, a CU record for a running back.

Given a short field after the Bruins' first error-marred possession, the Buffs took over at the UCLA 37 but couldn't capitalize. CU turned the ball over on a Liufau interception — his first after a school-record 152 attempts without one — by safety Tahaan Goodman who gathered in a tipped pass that ended the streak.

The Buffs defense quickly returned the favor, with linebacker Kenneth Olugbode picking off Mike Fafaul and returning it to the Bruins' 25. A 15-yard unsportsmanlike conduct penalty pushed CU back to the UCLA 28.

But CU took quick advantage of Olugbode's theft, moving 38 yards in eight plays and capping the drive with Lindsay's 2-yard run. Chris Graham's PAT gave the Buffs a 7-0 lead, but the Bruins responded almost immediately, taking advantage of a 65-yard kickoff return by Brandon Burton and another 15-yard unsportsmanlike conduct penalty set UCLA up inside the CU 40.

Three plays later, UCLA quarterback Mike Fafaul found receiver Darren Andrews uncovered on the left sideline and hit him with a 38-yard scoring pass. Andrew

Strauch's PAT kick created a 7-7 tie that held for the remainder of the first quarter.

Liufau was picked off again in the opening minutes of the second quarter, this time by linebacker Cameron Judge on an errant throw. Taking over at the CU 28, UCLA promptly lost 8 yards and on fourth down summoned J.J. Molson, whose 48-yard field goal with 12:19 left before halftime gave the Bruins a 10-7 lead.

UCLA had another chance to score later in the half after Liufau was hit from behind and fumbled. CU's defense rose to the occasion again, however, and after failing the move the ball, the Bruins came up empty when Chidobe Awuzie blocked a 26-yard field goal try by Molson.

The Buffs received the second-half kickoff, with Liufau returning at quarterback after he left late in the first half with an injury.

But CU's first-half offensive woes also came back, and it took a 42-yard punt return by Oliver to help the Buffs pull to a 10-10 tie. Oliver's return, along with an illegal substitution call on the Bruins that gave the Buffs a first down and Lindsay recovering his own fumble at the 1-yard line, led to a 21-yard Graham field goal to tie the game.

Later in the quarter, UCLA was wide right on a 44-yard field goal attempt. Liufau then drove the Buffs to the Bruins' 5-yard line before a penalty set the Buffs back, leading to a 37-yard Graham field goal early in the fourth period and 13-10 CU lead.

Oliver finally gave the Buffs a cushion with CU's first punt return for a touchdown since 2005. His 68-yard score gave CU a 20-10 lead with 5:27 to go in the game.

Olugbode's interception extended CU's nation-leading streak of forcing at least one turnover to 22 consecutive games while Liufau tied the CU school record for starts by a quarterback, matching Darian Hagan's 35 career starts.



COLORADO 49 ARIZONA 24

NOVEMBER 12, 2016

ARIZONA STADIUM, TUCSON

GAME **10**

COLORADO	7	21	14	7	—	49
Arizona	0	10	0	14	—	24

TUCSON, Ariz. — Colorado quarterback Sefo Liufau threw three touchdown passes and rushed for another and Phillip Lindsay ran for three scores as the Buffaloes improved to 8-2 with a 49-24 win over Arizona at Arizona Stadium.

The Buffs improved to 8-2 overall and maintained their Pac-12 South lead with a 6-1 mark.

After a slow start, CU's offense methodically put the game away, building a 28-10 lead by halftime and extending it to 42-10 by the end of the third quarter.

Meanwhile, although Arizona's offense moved the ball well between the 20s, the Buffs' defense responded when they had their backs to the wall. The Wildcats' rushing game produced more yards against the Buffs than they had given up in the previous three games combined, but the Buffs forced Arizona to settle for field goal tries when it mattered — and the Wildcats missed three of their four attempts.

After taking a 7-0 lead on their first possession on a 1-yard Lindsay run, only to see the Wildcats tie the game early in the second quarter at 7-7, the Buffs took the lead for good on a 4-yard Lindsay run with 11:29 to go in the second quarter. Lindsay's run was set up by a 50-yard Liufau pass to Shay Fields and Davis Price's second PAT of the game gave the Buffs a 14-7 lead.

UA managed to pull within four on its next possession, getting a 23-yard field goal from Josh Pollack to narrow the gap to 14-10.

Colorado, though, then put up 28 unanswered points, beginning with a seven-play, 62-yard touchdown drive on the ensuing possession. Liufau had a 22-yard run on the march, and the Wildcats gave the Buffs a helping hand three plays later with a late-hit penalty that put CU at the Wildcats 16 yard line. Two plays later, Liufau hit Fields with a 15-yard touchdown pass and Price's third PAT gave CU a 21-10 lead.

On Arizona's next possession, Colorado extended its nation-leading streak of forcing at least one defensive takeaway to 23 when a Ryan Moeller hit on Arizona's Nate Phillips forced a fumble that Rick Gamboa recovered.

Two series later, the Buffs pushed the lead to 28-10, going 53 yards in four plays. Liufau hit a wide-open Jay MacIntyre down the left sideline for a 40-yard score and CU upped its lead to 28-10.

Arizona then missed a field goal try just before halftime and another on its first possession of the third period.

The Buffs then drove for the clinching touchdown, going 73 yards in seven plays for a 35-10 lead as Liufau hooked up with Fields on a 27-yard pass for the score.

Colorado added another score late in the third period, driving 52 yards in seven plays with Liufau scoring from 2 yards out for a 42-10 lead.

The Wildcats finally ended CU's 28-point run with a touchdown early in the fourth quarter, going 75 yards in seven plays, with Samajie Grant scoring from 3 yards out. Arizona then scored again after a tipped ball resulted in a Liufau interception. The Wildcats went 33 yards in three plays and a Zach Green 3-yard run cut CU's lead to 42-24 with 12:11 to go in the game.

But, Colorado snuffed any hopes of an Arizona comeback when the Buffs went 54 yards in four plays for the game's final score. Lindsay scored his third touchdown of the night on a 34-yard scamper to push CU's lead to 49-24 with 3:34 to go in the game.

Liufau made his 36th career start at QB for the Buffs, a CU record. He eclipsed the old mark of 35, set by Darian Hagan.

SCORING

	Score	Time	Qtr
COLORADO — Lindsay 1 run (Price kick)	7-0	7:27	1Q
Arizona — Grant 3 run (Pollack kick)	7-7	12:28	2Q
COLORADO — Lindsay 4 run (Price kick)	14-7	11:29	2Q
Arizona — Pollack 23 FG	14-10	8:22	2Q
COLORADO — Fields 15 pass from Liufau (Price kick)	21-10	5:45	2Q
COLORADO — MacIntyre 40 pass from Liufau (Price kick)	28-10	1:29	2Q
COLORADO — Fields 27 pass from Liufau (Price kick)	35-10	5:01	3Q
COLORADO — Liufau 2 run (Price kick)	42-10	0:57	3Q
Arizona — Grant 3 run (Pollack kick)	42-17	13:47	4Q
Arizona — Green 2 run (Pollack kick)	42-24	12:11	4Q
COLORADO — Lindsay 34 run (Price kick)	49-24	3:34	4Q

Attendance: 41,068 Time: 3:24

Weather (69°): clear skies, 26% humidity, winds from the east at 10 mph

TEAM STATISTICS

	COLORADO	ARIZONA
First Downs	25	23
Third Down Efficiency (Fourth)	7-14 (0-0)	5-15 (0-0)
Rushes—Net Yards	46-175	52-257
Passing Yards	213	155
Passes (Att-Comp-Int)	27-19-1	26-12-0
Total Offense	388	412
Return Yards	13	0
Punts: No-Average	5-41.6	6-43.8
Fumbles: No-Lost	0-0	2-1
Penalties/Yards	7/62	13/138
Quarterback Sacks—Yards	4-35	2-18
Time of Possession	30:13	29:47
Drives/Average Field Position	15/C34	14/A26
Red Zone: Scores-Attempts (Points)	4-4 (28)	4-6 (24)

INDIVIDUAL STATISTICS

Rushing—Colorado: Lindsay 25-119, Liufau 17-56, Adkins 1-3, Team 3-minus 3. **Arizona:** Grant 16-113, Dawkins 18-76, Green 10-34, Brown 1-29, Solomon 4-11, Tate 3-minus 6.

Passing—Colorado: Liufau 27-19-1, 213, 3 td. **Arizona:** Dawkins 19-9-0, 107, 0 td; Solomon 7-3-0, 48, 0 td.

Receiving—Colorado: Fields 6-108, Lindsay 4-8, MacIntyre 3-50, Ross 3-28, Bobo 3-19. **Arizona:** Phillips 4-55, Denson 3-33, Brown 2-58, Wood 1-4, Grant 1-3, Green 1-2.

Punting—Colorado: Kinney 5-41.6 (47 long, 3 In20). **Arizona:** Pollack 3-45.0 (58 long, 1 In20), Glatting 3-42.7 (52 long, 1 In20).

Punt Returns—Colorado: Oliver 1-13. **Arizona:** none.

Kickoff Returns—Colorado: Hasselbach 1-9, Keeney 1-9. **Arizona:** Neal 2-49.

Tackle Leaders—Colorado: Olugbode 14,1—15; Laguda 6,6—12; Moeller 6,1—7; Carrell 6,0—6; Gillam 6,0—6; Witherspoon 6,0—6; Thompson 5,0—5; Gilbert 3,1—4; Gamboa 3,0—3; Awuzie 2,1—3; Coleman 2,1—3; Kafovalu 2,1—3; Falu 1,1—2. **Arizona:** Magloire 9,0—9; Barton 5,2—7; Flannigan-Fowles 5,0—5; Kenny 5,0—5; Hayes 3,2—5; Mashack 4,0—4.

Quarterback Sacks—Colorado: Gilbert 2-18, Carrell 1-16, Falu 1-1. **Arizona:** Zellers 1-11, Barton 1-7.

Interceptions—Colorado: none. **Arizona:** Rutt 1-0.

Passes Broken Up—Colorado: Witherspoon 2, Awuzie, Oliver. **Arizona:** Magloire.

GAME NOTES

Colorado improved to both **8-2** overall and **6-1** in league play for the first time since **2001** (in the Big 12 North under coach Gary Barnett) ... This was the Buffs' fourth straight win, their first four-game winning streak since 2002 when it won five straight; it was a second straight league road game win, the first since claiming three straight in the Big 12 over the 2004 and 2005 seasons (both also under Barnett) ... CU improved to **54-19** against unranked teams in November dating back to the early 1990s ... Colorado scored on its first possession for the sixth time in 10 games ... The Buffs are now **29-10** all-time with a 100-yard rusher and a 100-yard receiver, as **Phillip Lindsay** (25-119) and **Shay Fields** (6-108) accomplished the feat against Arizona ... The opponent has not scored on its first drive in all 10 games this season (and on just one of 10 to open the second half) ... Ryan Moeller's forced fumble in the second quarter **extended CU's nation-best streak to forcing at least one turnover in 23 straight games** (Alabama is next with 22) ... Colorado had four sacks — all on third downs, and now 29 on the year, a high in the MacIntyre Era (besting the 28 last year—which was in 13 games) ... **OLB Jimmie Gilbert (2 QBS-16)**. He increased his season sack total to 8½, tied for the 15th most in school history and a team-high since Abraham Wright recorded 11½ in 2006.



COLORADO 38 WASHINGTON STATE 24

NOVEMBER 19, 2016
FOLSOM FIELD, BOULDER

GAME **11**

Washington State.....	14	3	7	0	—	24
COLORADO	7	10	14	7	—	38

SCORING

	Score	Time	Qtr
COLORADO — Lindsay 9 run (Price kick)	7-0	10:34	1Q
Washington State — Lewis 15 pass from Falk (Powell kick)	7-7	7:27	1Q
Washington State — Morrow 46 pass from Falk (Powell kick)	7-14	2:30	1Q
COLORADO — Liufau 3 run (Price kick)	14-14	7:35	2Q
Washington State — Powell 28 FG	14-17	4:23	2Q
COLORADO — Liufau 7 run (Price kick)	21-17	11:06	3Q
Washington State — Thompson 7 pass from Falk (Powell kick)	21-24	3:18	3Q
COLORADO — Liufau 11 run (Price kick)	28-24	0:30	3Q
COLORADO — Graham 46 FG	31-24	9:09	4Q
COLORADO — Lindsay 13 run (Price kick)	38-24	4:18	4Q

Attendance: 48,658 Time: 3:37

Weather (43°): partly cloudy skies, 52% humidity, winds from the east at 3 mph

TEAM STATISTICS

	COLORADO	WASH.ST.
First Downs	31	21
Third Down Efficiency (Fourth)	13-21 (0-3)	4-15 (2-4)
Rushes—Net Yards	59-258	22-137
Passing Yards	345	325
Passes (Att-Comp-Int)	41-27-0	53-26-1
Total Offense	603	462
Return Yards	5	0
Punts: No-Average	2-34.5	4-30.0
Fumbles: No-Lost	2-1	1-1
Penalties/Yards	9/75	5/35
Quarterback Sacks—Yards	2-9	1-5
Time of Possession	33:41	26:19
Drives/Average Field Position	14/C31	14/WS28
Red Zone: Scores-Attempts (Points)	5-5 (35)	3-4 (17)

INDIVIDUAL STATISTICS

Rushing—Colorado: Lindsay 31-144, Liufau 23-108, Evans 3-8, Montez 1-0, Team 1-minus 2. **Washington State:** Morrow 8-87, Wicks 7-38, Williams 4-16, Falk 4-minus 4.

Passing—Colorado: Liufau 41-27-0, 345, 0 td. **Washington State:** Falk 53-26-1, 325, 3td.

Receiving—Colorado: Ross 8-121, MacIntyre 7-90, Lindsay 5-50, Fields 3-31, Ento 2-21, Bobo 1-29, Evans 1-3. **Washington State:** Marks 6-46, Sweet 5-54, Martin 3-84, Lewis 3-29, Morrow 2-48, Dimry 2-27, Thompson 2-10, Johnson-Mack 1-18, Wicks 1-7, Williams 1-2.

Punting—Colorado: Kinney 2-34.5 (35 long, 1 ln20). **Washington State:** Sweet 4-30.0 (45 long, 2 ln20).

Punt Returns—Colorado: Oliver 1-3. **Washington State:** none.

Kickoff Returns—Colorado: Julmisse 2-40. **Washington State:** Fossum 2-42, Taylor 1-16.

Tackle Leaders—Colorado: Gillam 6,1—7; Kafovalu 6,0—6; Fisher 4,2—6; Awuzie 4,1—5; Gamboa 3,2—5; Thompson 4,0—4; Oliver 3,1—4; Olugbode 2,1—3; Tupou 1,2—3; Falu 2,0—2; Gilbert 2,0—2; Carrell 1,1—2; Witherspoon 1,1—2. **Washington State:** Pelluer 11,5—16; Taylor 7,2—9; Henry 7,2—9; Mata'afa 7,1—8; Luvu 6,2—8; Thompson 6,2—8; Luani 6,0—6.

Quarterback Sacks—Colorado: Gillam 1-9, Gilbert 1-0. **Washington State:** Mata'afa 1-5.

Interceptions—Colorado: Thompson 1-2. **Washington State:** none.

Passes Broken Up—Colorado: Thompson 3, Witherspoon 3, Oliver 2, Falu, Fisher, Gillam. **Washington State:** Luani 2, Broughton, Molton, Thompson.

GAME NOTES

Colorado snapped a 23-game losing streak against ranked teams, as the last win over a ranked foe was against No. 17 Kansas in 2009 (34-30 in Boulder) ... This was CU's 400th all-time victory at home (308th at Folsom Field) ... Colorado improved to 9-2 overall for the first time since 2001, and to 7-1 in league play for the first time since back-to-back in 2001-02 ... This marked the first time the Buffs wore **silver-black-silver** (as in helmet-jersey-pant color) ... CU gained a season-high 603 yards and is now 17-1 all-time with 600+ yards (2-1 under MacIntyre) ... CU had two 100-yard rushers for the first time since Sept. 26, 2015 (versus Nicholls State); it was the 40th time the Buffs had a 100-yard rusher and receiver and now are 30-10 in those games ... Colorado has now scored a touchdown on 7 of its 11 possessions to open a game (outscore the opponent 49-0; the Buffs own a similar edge on the first drive of the second half by 31-7) ... Jimmie Gilbert's sack/fumble force and Addison Gillam's recovery with 2:58 left in the game extended CU's nation-best streak to forcing at least one turnover in 24 straight games ... WSU averaged 8.4 yards on first down in the first half, but the Buffs kept that to 2.8 after intermission ... WSU completed under 50 percent of its passes for the first time all year (49.1, 26-of-53; their previous worst was 58.3 versus UCLA, 28-of-48); its 325 yards were the third lowest ... Liufau and **S Nick Fisher (6,0—6 TT, 4 3DS, 1 PBU)** won the Pac-12 offensive and defensive player of the week honors.

BOULDER — Behind a dominant running game and an opportunistic, take-charge defense, the No. 12 Colorado Buffaloes dispatched No. 20 Washington State 38-24 at Folsom Field and remained in control of the Pac-12 Conference's South Division.

Tailback Phillip Lindsay and quarterback Sefo Liufau accounted for 252 of CU's 258 yards rushing and scored five touchdowns between them. Lindsay ran for 144 yards, going over 1,000 for the season and 2,000 for his career, and scored twice. Liufau ran for a career-best 108 yards, scored three TDs and completed 27-of-41 passes for 345 yards. With his 100-yard rushing, 300-yard passing game, Liufau became only the second player in CU history to accomplish that feat. The first was his backup, Steven Montez, this season at Oregon.

WSU entered the game with the Pac-12's top-ranked rushing defense, allowing only 116.9 yards a game. Cougars quarterback Luke Falk, the league leader in passing (361.0 yards a game) and total offense (356.2), completed 26-of-53 passes for 325 yards, with three TDs and one interception.

CU (9-2, 7-1) scored 10 points in the fourth quarter to put away WSU (8-3, 7-1), which had won eight straight after opening the season 0-2. It was CU's first win against a ranked opponent since 2009.

The Buffs stopped the Cougars on their first possession, took over and promptly marched 81 yards in 12 plays – mixing four pass completions with eight runs and scoring on a 9-yard carry by Lindsay. Davis Price's PAT put CU up 7-0.

But WSU retaliated quickly, and at the culmination of a 78-yard scoring drive CU lost safety Afolabi Laguda for the remainder of the game on a targeting call. He was whistled for hitting receiver Robert Lewis in the end zone during the completion of a 14-yard scoring pass as WSU tied the game at 7-7.

Later in the first quarter, Liufau was incomplete on a fourth-down pass and Falk and the Cougars needed just three plays to travel 72 yards and break the tie, the score coming on a 46-yard pass to Morrow.

The Buffs, though, came up with their own fourth-down stop early in the second quarter when Ahkello Witherspoon deflected a Falk pass. Liufau guided the Buffs 74 yards to the tying touchdown. He completed 5 of 6 passes for 50 yards, got a 10-yard run from Lindsay, and then gained the last 14 yards of the drive himself, including a 3-yard touchdown run to tie the game at 14-14.

WSU countered with a 28-yard field goal for a 17-14 lead that held until halftime.

Colorado quickly regained the lead, opening the third quarter with a 71-yard drive. CU converted three third-down attempts on the march, with Liufau keeping and converting on two of them before scoring a 7-yard keeper.

WSU responded once again, putting together a 67-yard scoring drive with Falk throwing a 7-yard TD pass to receiver John Thompson to take a 24-21 lead. It proved to be WSU's last points of the day.

The Buffs responded again, this time with a 75-yard scoring march. Liufau scored from 11 yards out to give the Buffs a 28-24 lead. The Buffs followed by coming up with a big fourth-down stop from Nick Fisher, which led to another CU score, a 46-yard Chris Graham field goal for a 31-24 lead.

Colorado then put the game away with a game-clinching 63-yard scoring drive that finished with a 13-yard Lindsay run and a 38-24 cushion.

In the closing minutes, the Buffs extended their nation-leading streak of games with at least one defensive takeaway to 24 when linebacker Addison Gillam recovered a fumble and Tedric Thompson intercepted a Falk pass.



COLORADO 27 UTAH 22

NOVEMBER 26, 2016
FOLSOM FIELD, BOULDER

GAME **12**

Utah.....	7	0	6	9	—	22
COLORADO	7	6	7	7	—	27

SCORING

	Score	Time	Qtr
Utah — Hobbs 55 punt return (Phillips kick)	0-7	9:17	1Q
COLORADO — Liufau 2 run (Price kick)	7-7	0:00	1Q
COLORADO — Graham 25 FG	10-7	9:20	2Q
COLORADO — Graham 19 FG	13-7	5:21	2Q
Utah — Phillips 22 FG	13-10	11:54	3Q
Utah — Phillips 22 FG	13-13	2:58	3Q
COLORADO — Fields 6 pass from Liufau (Price kick)	20-13	0:00	3Q
Utah — Phillips 23 FG	20-16	13:53	4Q
COLORADO — Olugbode 10 fumble return (Price kick)	27-16	10:56	4Q
Utah — Simpkins 7 pass from Williams (pass failed)	27-22	1:34	4Q

Attendance: 52,301 Time: 3:33

Weather (48°): fair skies, 17% humidity, winds from the southwest at 4 mph

TEAM STATISTICS

	COLORADO	UTAH
First Downs	18	15
Third Down Efficiency (Fourth)	9-22 (0-3)	6-21 (2-4)
Rushes—Net Yards	38-108	41-179
Passing Yards	270	160
Passes (Att-Comp-Int)	40-13-2	44-23-0
Total Offense	378	339
Return Yards	62	72
Punts: No-Average	9-42.3	6-42.3
Fumbles: No-Lost	2-2	2-2
Penalties/Yards	0/0	3/36
Quarterback Sacks—Yards	3-13	2-14
Time of Possession	29:45	30:15
Drives/Average Field Position	16/C24	16/U37
Red Zone: Scores-Attempts (Points)	4-4 (20)	4-5 (15)

INDIVIDUAL STATISTICS

Rushing—Colorado: Liufau 21-59, Lindsay 12-55, MacIntyre 1-3, Evans 1-minus 5, Team 3-minus 4. **Utah:** J.Williams 26-97, Butler-Byrd 2-46, T.Williams 11-19, Moss 2-17.

Passing—Colorado: Liufau 44-23-0, 270, 1 td. **Utah:** T.Williams 40-13-2, 160, 1 td.

Receiving—Colorado: Ross 9-94, Fields 7-78, MacIntyre 2-46, Ento 2-38, Lindsay 2-10, Lee 1-4. **Utah:** Patrick 5-78, Butler-Byrd 2-23, Moeai 2-20, Simpkins 2-15, Handley 1-18, Singleton 1-6.

Punting—Colorado: Kinney 9-42.3 (53 long, 2 In20). **Utah:** Wishnowsky 6-42.3 (50 long, 3 In20).

Punt Returns—Colorado: Oliver 2-1. **Utah:** Hobbs 4-73, Simpkins 1-minus 1.

Kickoff Returns—Colorado: Julmisse 2-38. **Utah:** Fulks 2-115, Shah 1-15.

Tackle Leaders—Colorado: Gamboa 6,3—9; Gilbert 6,1—7; Awuzie 5,2—7; Tupou 5,0—5; Gillam 4,1—5; Olugbode 3,2—5; Thompson 4,0—4; Laguda 3,1—4; Witherspoon 3,0—3; Carrell 2,1—3; Falo 2,1—3; Oliver 2,0—2; Moeller 1,1—2; Jackson 1,0—1. **Utah:** Hansen 10,3—13; Luafatasaga 8,2—10; Williams 4,2—6; Porter 5,0—5; Mokofisi 4,1—5; 2/with 4,0—4.

Quarterback Sacks—Colorado: Carrell 1-9, Gillam 1-3, Awuzie 1-1. **Utah:** Anae 1-10, Dimick 1/2-2, Lotulelei 1/2-2.

Interceptions—Colorado: Thompson 2-51. **Utah:** none.

Passes Broken Up—Colorado: Thompson 4, Witherspoon 4, Awuzie 2, Laguda 2. **Utah:** Dimick 3, Allen, Hansen, Luafatasaga, Porter.

GAME NOTES

The attendance of **52,301** was CU's first **sellout** since Oct. 4, 2008 (Texas) ... Colorado upped its lead in the series to **32-28-3**, but Utah holds the edge as members of the Pac-12 by a **4-2** margin; all six of those games have been decided by one score (3, 7, 7, 4, 6, 5) and all came down to the last or next-to-last possession, and have been decided by a total of **32** points ... Colorado improved to **10-2** overall for the first time since 2001, and its **8-1** mark in league play is CU's first-ever 8-win conference season ... CU became the fifth team to win the Pac-12 South Division title ... The Buffs won their sixth in a row for the first time since 1996 ... The Buffs finished undefeated at home (**6-0**) since a similar mark in 1994 ... The Buffs improved to **22-26-1** when wearing all black (**22-21-1** with a gold helmet) ... Colorado had **no** penalties for just the fifth time in recorded history, and for just the second time since 1985 ... CU defeated two ranked teams in back-to-back weeks for the first time since 2002 (31-17 over #20 UCLA, 35-31 over #13 Kansas State ... Colorado is now 4-1 as a ranked team this year ... The Buffs extended their scoring streak to 14 straight quarters (extending that streak twice against Utah with scores at 0:00 of the 1st and 3rd stanzas) ... CU was 6-of-8 on 3rd-&-1 plays ... Utah's longest gain on first down in the first half was 5 yards; it gained a net of 3 on 11 plays (0.3 per); its 86 first half yards were the third-lowest this year against the Buffs ... Utah was 2-of-11 for 20 yards passing on first down (sacked twice for 12 yards) ... Utah had four goal-to-go situations and was stuffed on its first nine plays (kicking three field goals), before scoring a TD on its 10th try.

BOULDER — The Colorado defense clamped down on Utah at Folsom Field, preserving a 27-22 victory that earned the No. 9 Buffaloes their first Pac-12 Conference South Division championship and their 10th victory of the season.

The win sent CU (10-2, 8-1) into the title game against North champ Washington.

No. 21 Utah (8-4, 5-4) took a 7-0 lead in the first quarter but never led again.

The Buffs forced four Utes turnovers, the last a fumble returned for a fourth-quarter touchdown by linebacker Kenneth Olugbode that put CU up 27-16. Safety Tedric Thompson made a pair of interceptions, giving him seven for the season and tying him with Dick Anderson and Cullen Bryant for the single-season school record.

Safety Chidobe Awuzie also recovered a fumble for the Buffs and made a touchdown-saving tackle on a 94-yard Utah kickoff return.

Utah's quarterback Sefo Liufau accounted for 326 yards in total offense (270 passing, 56 rushing) and two touchdowns. His 6-yard scoring pass to Shay Fields gave him 60 for his career, tying him with Cody Hawkins for the CU record.

The Buffs last enjoyed a 10-win season in 2001. It was the seventh 10-win season in school history.

Utah drew first blood on a 55-yard punt return for a touchdown by Boobie Hobbs.

CU finally responded after Utah's Andy Phillips missed a field goal try. Liufau and the Buffs drove 73 yards in seven plays for the tying score, with Liufau pin-balling in from the 2-yard line. He ran three times on the march for 21 yards and completed two passes for 49 yards, including a 42-yarder to Devin Ross.

After forcing another Utes three-and-out, Chris Graham capped a 14-play, 69-yard Buffs drive with a 25-yard field goal for a 10-7 lead.

CU's next possession ended the same way, with another Graham field goal from 19 yards out for a 13-7 lead that held through the half.

The Buffs then hit an offensive lull to start the second half. While CU was limited to a pair of three-and-outs on its first two possessions, Utah strung together a 7-play, 38-yard drive on its first possession and pulled to within 13-10 on a 22-yard field goal by Phillips.

On their next possession the Utes appeared to be on their way to at least another field goal when Joe Williams, who had moved the pile for a 12-yard gain, was stripped by CU's Ryan Moeller and the fumble recovered by Awuzie.

The Buffs moved from their own 2-yard line to the 40, where on third-and-one Liufau was stripped on a keeper. Four plays later, Phillips tied the game at 13-13 with a 22-yard field goal.

The Buffs answered with a 75-yard drive for the go-ahead score. On the eighth play, Liufau threw his 60th career TD pass — a 6-yard fade to Fields.

Utah's Kyle Fulks returned to the ensuing kickoff to the CU 3-yard line, where he was finally chased down by Awuzie. CU's defense then held again, forcing the Utes to settle for another field goal to pull within 20-16.

After a CU punt, Buffs linebacker Rick Gamboa punched the ball loose from Joe Williams and Olugbode scooped it up and ran 10 yards to the end zone, with the ensuing PAT giving Colorado a 27-16 lead with 10:56 to play.

Thompson then recorded his second interception of the game, the two teams traded punts and Utah scored the final points of the game with just more than 1:30 to play. CU stopped the 2-point try, then took the kickoff and three Phillip Lindsay runs produced 18 yards and a first down, enough for the Buffs to then run out the clock.



PAC-12 CONFERENCE CHAMPIONSHIP GAME

WASHINGTON 41

COLORADO 10

DECEMBER 2, 2016

LEVI'S STADIUM, SANTA CLARA, CALIF.

COLORADO	7	0	3	0	—	10
Washington	7	7	17	10	—	41

SCORING

	Score	Time	Qtr
Washington — Coleman 1 run (Van Winkle kick)	0-7	11:53	1Q
COLORADO — Lindsay 3 run (Price kick)	7-7	0:49	1Q
Washington — Daniels 15 pass from Browning (Van Winkle kick)	7-14	6:38	2Q
Washington — Rapp 35 interception return (Van Winkle kick)	7-21	14:44	3Q
Washington — Van Winkle 24 FG	7-24	11:27	3Q
Washington — Ross 19 pass from Browning (Van Winkle kick)	7-31	5:21	3Q
COLORADO — Graham 24 FG	10-31	3:43	3Q
Washington — Van Winkle 20 FG	10-31	14:07	4Q
Washington — McClatcher 8 run (Van Winkle kick)	10-41	4:23	4Q

Attendance: 47,118 Time: 3:16

Weather (60°): clear skies, 37% humidity, winds from the northwest at 10 mph

TEAM STATISTICS

	COLORADO	WASHINGTON
First Downs	9	22
Third Down Efficiency (Fourth)	4-15 (0-1)	8-17 (0-1)
Rushes—Net Yards	29-82	54-265
Passing Yards	81	118
Passes (Att-Comp-Int)	25-8-3	24-9-0
Total Offense	163	383
Return Yards	3	76
Punts: No-Average	7-33.1	5-40.6
Fumbles: No-Lost	3-0	0-0
Penalties/Yards	3/35	3/35
Quarterback Sacks—Yards	2-17	1-5
Time of Possession	21:26	38:34
Drives/Average Field Position	13/C28	13/W42
Red Zone: Scores-Attempts (Points)	2-2 (10)	6-6 (34)

INDIVIDUAL STATISTICS

Rushing—Colorado: Lindsay 19-53, Liufau 6-13, Montez 3-11, MacIntyre 1-5. **Washington:** Gaskin 29-159, Coleman 18-101, McClatcher 1-8, Browning 3-2, Team 3-minus 5.

Passing—Colorado: Montez 12-5-0, 60, 0 td; Liufau 13-3-3, 21, 0 td. **Washington:** Browning 24-9-0, 118, 2 td.

Receiving—Colorado: Lindsay 3-19, Fields 2-26, MacIntyre 1-16, Evans 1-13, Ross 1-7. **Washington:** Ross 4-51, Gaskin 1-24, Daniels 1-15, McClatcher 1-11, Pettis 1-9, Sample 1-8.

Punting—Colorado: Kinney 7-33.1 (44 long, 1 In20). **Washington:** Vizcaino 5-40.6 (62 long, 4 In20).

Punt Returns—Colorado: Oliver 1-3. **Washington:** Pettis 1-18.

Kickoff Returns—Colorado: Julmisse 3-87, Lindsay 0-48, Hasselbach 1-8. **Washington:** Ross 2-43.

Tackle Leaders—Colorado: Olugbode 10,4—14; Gillam 10,1—11; Laguda 4,6—10; Moeller 7,1—8; Awuzie 4,2—6; Carrell 2,3—5; Gamboa 2,2—4; Gilbert 2,2—4; Kafovalu 2,2—4; Thompson 3,0—3; Tupou 1,2—3; Coleman 1,1—2; Franke 0,1—1; Jackson 0,1—1. **Washington:** Bartlett 3,4—7; Burr 1,5—6; McIntosh 3,2—5; Baker/Bierria/Woohing 1,3—4.

Quarterback Sacks—Colorado: Gilbert 1-9, Coleman ½-4, Olugbode ½-4. **Washington:** Woohing 1-5.

Interceptions—Colorado: none. **Washington:** none.

Passes Broken Up—Colorado: Awuzie 2, Oliver 2, Gilbert, Laguda, Moeller, Thompson, Witherspoon. **Washington:** Baker 2, King 2, Bryant.

GAME NOTES

The Buffs are now 1-4 in league championship games (1-3 Big 12, 0-1 Pac-12) ... Colorado suffered its first loss and are now 2-1 when wearing their "White Ice" ensemble (all white: helmet-uniform-pant) ... Washington had two 100-yard runners; the last team that did that against CU was Oregon in 2015 ... The loss snapped a CU six-game winning streak, its longest since 1996 ... Both teams had just three penalties tonight; CU had just the three over its last two games ... CU ran just 54 plays, only the third time MacIntyre's 50 games the Buffs ran under 60 ... Colorado had a streak of scoring in 15 straight quarters come to an end in the scoreless second ... CU possessed the ball for only 21:26, its fewest since the 2010 season finale at Nebraska (20:30) ... The opponent had failed to score on its first possession in the first 12 games this season until UW's Lavon Coleman scored on a 1-yard run to cap the Huskies' first possession ... Washington came in outscoring its opponents 162-26 in the first quarter, but it was a 7-7 draw after 15 minutes ... CU held its last four opponents to under 50 percent passing in each game (9-of-24, 37.5 percent by UW; 60-of-143 over the four games (42.0) ... CU's nation's best streak of forcing a turnover in 25 straight games came to an end ... **TB Phillip Lindsay** finished the year with 47 receptions, a record for a running back at Colorado; His 102 points scored (17 TD) tied for the sixth most for a single-season in school history ... **QB Sefo Liufau** had a streak of 89 passes without an interception end.

SANTA CLARA, Calif. — Colorado lost starting quarterback Sefo Liufau for almost the entire first half to injury and the Buffs never found their rhythm in dropping a 41-10 decision to Washington in the Pac-12 Championship game at Levi's Stadium.

For the first time this year, a CU opponent took the opening kickoff and scored, as Washington went 65 yards on seven plays for the game's opening touchdown. The big play on the drive was a 26-yard run from Lavon Coleman, which put the Huskies on CU's 12. Four plays later, Coleman scored from 1 yard out for a 7-0 lead.

Colorado took the kickoff and drove into Washington territory before Liufau was injured on a quarterback sack. Montez replaced Liufau and two plays later, threw incomplete on fourth down.

CU's defense, however, returned the favor. The Buffs sacked Washington quarterback Jake Browning twice on the Huskies' next possession, including a fourth-down stop from Jimmie Gilbert and Timothy Coleman Jr. that gave the ball back to Colorado.

Montez then engineered a seven-play, 55-yard scoring drive to tie the game. He completed a 13-yard pass to Kyle Evans on third-and-7 to keep the drive alive and followed that with a 21-yard strike to Shay Fields to the UW 9. Two plays later, Phillip Lindsay scored from 3 yards out and Davis Price's PAT tied the game at 7-7.

The two teams then traded punts, but the Huskies came out with good field position after CU was forced to kick from deep in its own territory. UW then drove 56 yards (nine plays) for the go-ahead score with Jake Browning throwing a 15-yard pass to Darrell Daniels and the PAT gave the Huskies a 14-7 lead that held through halftime.

Liufau returned behind center for the Buffs to start the second half, but on CU's first play from scrimmage, a tipped pass ended up in the hands of Washington's Taylor Rapp, who returned it 35 yards for a touchdown. The PAT gave Washington a 21-7 lead with 14:44 still to go in the third quarter.

Washington's defense then struck again, with Rapp notching his second interception of Liufau and returning it to the CU 25. Colorado's defense rose to the occasion and held UW to a 24-yard Cameron Van Winkle field goal, but the Huskies still held a 24-7 lead with 11:27 still to go in the third period.

The Huskies then extended their lead to 31-7 two possessions later. Moving from their own 40, UW needed just four plays to go 60 yards for the score. Browning completed a 19-yard touchdown pass to John Ross, throwing while in the grasp of CU's Gilbert to give Washington a 31-7 lead.

The Buffs finally managed to add to their point total on the ensuing possession. Anthony Julmisse returned the kick to midfield before fumbling, only to have the ball bounce directly into the hands of Lindsay, who caught it on the run and advanced it to the UW 2-yard line. A penalty on second down put the Buffs back to the 14 and they managed only 7 yards on the next two plays, but Colorado did salvage a Chris Graham 24-yard field goal to make the score 31-10 with 3:43 to go in the third period.

The Huskies then added a field goal and another touchdown to finish the night's scoring.

The Buffs were outgained 383-163, with the Huskies racking up 265 yards on the ground. CU's previous low yardage total had been 304 yards. The Huskies also won the turnover battle, picking off three passes, while Colorado saw its nation-leading streak of games with at least one defensive takeaway end at 25.



2016 STATISTICS

(Alamo Bowl NOT included)



Won 10, Lost 3 (8-1 Pac-12)

RESULTS/Attendance (◆—Pac-12 Game)	Result	Time	Attendance
S 2 Colorado State (N; Denver)	W 44-7	3:22	69,850
S 10 IDAHO STATE	W 56-7	3:13	39,505
S 17 at Michigan	L 28-45	3:22	110,042
S 24 ◆ at Oregon	W 41-38	3:32	53,974
O 1 ◆ OREGON STATE	W 47-6	3:18	46,839
O 8 ◆ at Southern California	L 17-21	3:17	68,302
O 15 ◆ ARIZONA STATE	W 40-16	3:14	48,588
O 22 ◆ at Stanford	W 10-5	2:58	44,535
N 3 ◆ UCLA (N)	W 20-10	3:28	43,761
N 12 ◆ at Arizona	W 49-24	3:24	41,068
N 19 ◆ WASHINGTON STATE	W 38-24	3:24	48,658
N 26 ◆ UTAH	W 27-22	3:33	52,301
D 2 Washington (P12 Champ)	L 10-41	3:16	47,118

SCORE-BY-QUARTERS	1	2	3	4	OT	Total
COLORADO	127	136	88	76	0	427
Opponents	69	63	75	59	0	266

TEAM STATISTICS	Colorado	Opponents
FIRST DOWNS	310	222
by rushing	143	92
by passing	138	112
by penalty	29	18
FIRST DOWN PLAYS/YARDS	451/2696	384/1938
average gain on first down	5.98	5.05
THIRD DOWN EFFICIENCY	98-220	65-206
percentage	44.5	31.6
FOURTH DOWN EFFICIENCY	7-16	8-19
percentage	43.8	42.1
RUSHING ATTEMPTS	606	471
yards gained	2785	2269
yards lost	290	373
NET RUSHING YARDS	2495	1896
average per rush	4.12	4.03
average per game	191.9	145.8
PASSING ATTEMPTS	431	439
passes completed	267	212
had intercepted	10	15
completion percentage	61.9	48.3
efficiency rating	137.8	98.1
NET PASSING YARDS	3307	2372
average per attempt	7.67	5.40
average per completion	12.4	11.2
average per game	254.4	182.5
TOTAL OFFENSIVE PLAYS	1037	910
TOTAL NET YARDS	5802	4268
AVERAGE GAIN PER PLAY	5.59	4.69
AVERAGE PER GAME	446.3	328.3
FUMBLES-LOST	19-9	22-11
PENALTIES/YARDS	71/626	76/682
Offensive	31/210	37/255
Defensive	26/278	25/296
Special Teams	13/123	14/131
Bench/Fans/NCAA Unsportsmanlike	1/15	0/0
TURNOVERS (Margin: +7/+0.54)	19	26
TOTAL RETURN YARDS	546	517
Punt Returns: No-Yards	31-316	26-341
Interceptions: No-Yards	15-203	10-110
Misc. (Fumble/Blk. FG) Returns	3-37	2-66
KICKOFF RETURNS: No-Yards	21-484	35-923
average per return	23.0	26.4
PUNTS	68	84
yards	2716	3595
gross average	39.9	42.8
yard deductions: returns/touchbacks	341/80	316/120
net yards	2295	3159
net average	33.8	37.6
DEFENSIVE/tackles for loss	64-362	71-260
quarterback sacks/yards	36/290	28/169
quarterback hurries	79	55
passes broken up	92	41
forced fumbles (ST)	19 (3)	12 (0)
BLOCKED KICKS (Special Teams)	1	4
TIME OF POSSESSION	404:17	375:43
average per game	31:06	28:54
TIME SPENT IN THE LEAD (tied 133:33)	457:20	189:07
TIMES PENETRATED OPPONENT 20	57	41
scores/td,fg	51/37,14	31/21,10
scores/td,fg	27/22,5	18/14,4
TOTAL DRIVES	181	183
drives ended by: TD	50	27
FG Made/FG Miss	17/8	16/10
Punt/Downs	68/9	84/9
TO/SAF/Clock	17/1/12	26/0/11
TOTAL POINTS	427	266
average per game	32.8	20.5

RUSHING

Player	G	Att	Gain	Loss	NET	—avg. per— att. game	TD	Long	20+	10+	5+	high game
Phillip Lindsay	13	230	1214	25	1,189	5.17	91.5	16	75t	9	33	90
Sefo Liufau	11	152	637	141	496	3.26	45.1	7	25	2	17	54
Kyle Evans	13	84	357	11	346	4.12	26.6	3	20	1	8	32
Steven Montez	10	51	288	57	231	4.53	23.1	1	32	2	10	22
Donovan Lee	10	28	108	11	97	3.46	9.7	0	21	1	3	10
Beau Bisharat	13	15	46	1	45	3.00	3.5	0	7	0	0	5
Troy Lewis	1	9	33	0	33	3.67	33.0	0	17	0	1	1
Michael Adkins II	3	10	34	4	30	3.00	13.5	1	16	0	1	2
Jordan Gehrke	3	1	23	0	23	23.00	7.7	0	23	1	1	1
Shay Fields	13	1	12	0	12	12.00	0.9	0	12	0	1	1
Jay MacIntyre	13	3	11	0	11	3.67	0.8	0	5	0	0	1
Anthony Julmisse	13	1	10	0	10	10.00	0.8	0	10	0	1	1
Devin Ross	13	3	12	2	10	3.33	0.8	0	8	0	0	1
Alex Kelley	12	0	0	0	0	1	-	-	-	-
Team (k-downs, snaps)	13	18	0	38	-38	-	-	-	-	-

PASSING

Player	G	Att-Com-Int	(T)	Pct.	Yards	—avg. per— att. comp.	TD	Long	HT	Sacked	Att.	Yards	Avg.	
Sefo Liufau	11	290-182-6	(4)	62.8	2171	7.5	11.9	11	70t	37	20/112	442	2667	6.0
Steven Montez	10	131-79-4	(0)	60.3	1017	7.8	12.9	9	69t	17	8/57	182	1248	6.9
Bryce Bobo	12	1-1-0	(0)	100.0	67	67.0	67.0	1	67t	0	0/0	1	67	67.0
Jordan Gehrke	3	7-4-0	(0)	57.1	38	5.4	9.5	0	14	1	0/0	8	61	7.6
Jay MacIntyre	13	2-1-0	(0)	50.0	14	7.0	14.0	0	14	0	0/0	3	17	5.7
Team (spiked passes)	0	0-0-0	0.0	0	0/0	18	-38	-2.1

NCAA Ratings: Liufau 134.0, Montez 142.1, Gehrke 102.7, Bobo 992.8, MacIntyre 108.8.

Passes w/o INT: Gehrke 28, Montez 13, Liufau 3 (T—interceptions that were tipped; HT—hurried throws)

RECEIVING

Player	G	No.	Yards	—avg. per— rec. game	TD	Long	20+	10+	5+	high games rec yards	
Devin Ross	13	66	765	11.6	58.8	5	61	8	26	9	8-153
Shay Fields	13	52	845	16.3	65.0	9	70t	11	25	7	7-169
Phillip Lindsay	13	47	390	8.3	30.0	1	67t	3	12	11	6-105
Bryce Bobo	12	41	523	12.8	43.6	2	66	7	18	10	6-110
Jay MacIntyre	13	30	390	13.0	30.0	1	40t	7	15	7	7-90
Kabion Ento	13	8	174	21.8	13.4	2	69t	2	7	2	2-88
Kyle Evans	13	8	114	14.3	8.8	0	32	3	5	3	3-37
Donovan Lee	10	7	38	5.4	3.8	0	13	0	2	2	1-13
Johnny Huntley	12	1	14	14.0	1.2	0	14	0	1	1	1-14
Sefo Liufau	11	1	14	14.0	1.3	0	14	0	1	1	1-14
Lee Walker	7	1	13	13.0	1.9	0	13	0	1	1	1-13
Dylan Keeney	11	1	8	8.0	0.7	0	8	0	0	1	1-8
Chris Bounds	11	1	8	8.0	0.7	0	8	0	0	1	1-8
Joseph Hall	1	1	6	6.0	6.0	0	6	0	0	1	1-6
Chris Hill	8	1	4	4.0	0.5	1	4t	0	0	1	1-4
Michael Adkins II	3	1	1	1.0	0.3	0	1	0	0	1	1-1

SCORING

Player	G	Total	Rush	Ret.	Ret.	2Pt	EP-EPA	FG-FGA	Saf	DEX	PTS
Phillip Lindsay	13	17	16	1	0	0-0	0-0	0-0	—	—	102
Shay Fields	13	9	0	9	0	0-0	0-0	0-0	—	—	54
Sefo Liufau	11	7	7	0	0	0-0	0-0	0-0	—	—	42
Chris Graham	11	0	0	0	0	0-0	8-10	10-14	—	—	38
Davis Price	8	0	0	0	0	0-0	26-27	4-6	—	—	38
Devin Ross	13	5	0	5	0	0-0	0-0	0-0	—	—	30
Diego Gonzalez	3	0	0	0	0	0-0	16-16	3-4	—	—	25
Kyle Evans	13	3	3	0	0	0-0	0-0	0-0	—	—	18
Bryce Bobo	12	2	0	2	0	1-0	0-0	0-0	—	—	14
Kabion Ento	13	2	0	2	0	0-0	0-0	0-0	—	—	12
Michael Adkins	3	1	1	0	0	0-0	0-0	0-0	—	—	6
Chris Hill	8	1	0	1	0	0-0	0-0	0-0	—	—	6
Alex Kelley	12	1	1	0	0	0-0	0-0	0-0	—	—	6
Jay MacIntyre	13	1	0	1	0	0-0	0-0	0-0	—	—	6
Steven Montez	10	1	1	0	0	0-1	0-0	0-0	—	—	6
Rick Gamboa	13	1	0	0	1	0-0	0-0	0-0	—	—	6
Derek McCartney	3	1	0	0	1	0-0	0-0	0-0	—	—	6
Isaiah Oliver	13	1	0	0	1	0-0	0-0	0-0	—	—	6
Kenneth Olugbode	13	0	0	0	1	0-0	0-0	0-0	—	—	6
Alex Kinney	13	0	0	0	0	0-0	0-0	0-1	—	—	0
COLORADO	13	54	29	21	4	1-1	50-53	17-25	0	0	427
Opponents	13	31	12	15	4	0-1	30-30	16-26	1	0	266

PUNTING

Player	G	No.	Yards	Avg.	Long	In	20	50+	TB	had blk	Ret.	Yds.	Yds	Net Net
Alex Kinney	13	68	2716	39.94	59	15	8	4	1	341	2295	33.8		
Team	13	2	-7	-3.50	0	0	0	0	-	33	-40	-20.0		
COLORADO	13	68	2648	40.12	58	23	6	1	2	130	2498	36.7		
Opponents	13	84	3595	42.80	76	29	22	6	0	316	3159	37.6		

FIELD GOALS

Player	G	10-19	20-29	30-39	40-49	50-59	60+	Total	Pct.	Long
Chris Graham	11	1-1	5-6	3-4	1-3	0-0	0-0	10-14	71.4	46
(-) (40w) (-) (24,33) (-) (-) (36) (42w,28wr, 23) (21, 37, 36blk) (-) (46) (25,19) (24)										
Davis Price	8	0-0	2-2	0-2	1-1	1-1	0-0	4-6	66.7	54
(-) (-) (-) (-) (22,54) (42) (20, 33wr) (-) (-) (-) (-) (-)										
Diego Gonzalez	3	0-0	2-2	1-2	0-0	0-0	0-0	3-4	75.0	30
(30,29,22) (-) (36wr) (-) (-) (-) (-) (-) (-) (-) (-) (-)										
Alex Kinney	13	0-0	0-0	0-1	0-0	0-0	0-0	0-1	0.0	—
(-) (-) (-) (-) (-) (-) (31wr) (-) (-) (-) (-) (-)										
Opponents	13	0-0	8-9	2-4	3-8	3-5	0-0	16-26	61.5	59



DEFENSIVE STATISTICS

Pos Player	G	Plays	Tackles				—For Loss—		Miscellaneous							
			UT	AT	—TOT	Avg.	Sacks	Other	TZ	3DS	QBP	QCD	FR	FF	PBU	
LB Kenneth Olugbode	13	857	90	40	—130	10.0	2½-16	4	6	6	10	5	3	3	1	0
DB Afolabi Laguda	13	792	49	31	—80	6.2	0-0	2-6	3	3	1	0	1	1	6	
LB Rick Gamboa	13	499	42	37	—79	6.1	0-0	3-10	1	8	1	0	1	1	4	
DB Tedric Thompson	13	854	47	28	—75	5.8	0-0	3-13	1	15	3	0	0	0	18	
LB Addison Gillam	13	393	47	19	—66	5.1	4-32	2-2	1	5	7	1	1	1	3	
DB Chidobe Awuzie	13	849	48	12	—60	4.6	4-29	2-3	3	19	4	0	1	2	13	
LB Jimmie Gilbert	13	766	37	14	—51	3.9	10½-101	3-11	2	22	16	6	0	6	3	
DT Jordan Carrell	13	695	34	17	—51	3.9	5½-48	1-1	2	5	13	2	1	0	0	
DT Josh Tupou	13	520	27	22	—49	3.8	1½-8	2-2	3	1	10	1	0	0	0	
DL Samson Kafovalu	13	631	29	19	—48	3.7	2½-15	0-0	5	5	10	2	0	0	0	
DB Ryan Moeller	13	448	27	17	—44	3.4	0-0	4-7	1	1	1	0	0	2	2	
DB Isaiah Oliver	13	440	22	3	—25	1.9	0-0	1-5	0	7	0	0	0	1	13	
DB Ahkello Witherspoon	13	797	21	3	—24	1.8	0-0	0-0	0	10	0	0	1	1	22	
DL Leo Jackson III	13	254	10	6	—16	1.2	0-0	0-0	0	1	1	1	0	0	0	
LB N.J. Faló	9	257	7	5	—12	1.3	1½-7	0-0	2	4	1	0	0	0	3	
DE Timothy Coleman	12	174	5	7	—12	1.0	1-10	0-0	0	2	2	0	0	0	0	
DT Jase Franke	12	76	9	2	—11	0.9	0-0	0-0	1	0	1	1	0	1	0	
DB Nick Fisher	8	107	6	4	—10	1.3	0-0	0-0	0	5	0	0	0	0	1	
LB Drew Lewis	4	46	7	1	—8	2.0	1-6	0-0	0	2	0	0	0	1	1	
LB Christian Shaver	9	126	4	3	—7	0.8	1-10	1-4	0	3	0	0	0	0	1	
LB Ryan Severson	2	35	4	1	—5	2.5	0-0	0-0	0	1	1	0	0	0	0	
DE Aaron Howard	3	19	4	1	—5	1.7	0-0	0-0	0	0	0	0	0	0	0	
LB Terran Hasselbach	10	117	3	0	—3	0.3	0-0	0-0	0	1	0	0	0	0	1	
DB Anthony Julmisse	5	53	3	0	—3	0.6	0-0	0-0	0	0	1	0	1	0	0	
LB Derek McCartney	3	67	1	2	—3	1.0	0-0	1-2	0	1	0	1	1	0	0	
DB Lucas Cooper	2	13	2	0	—2	1.0	0-0	0-0	0	0	0	0	0	0	0	
DB Andrew Bergner	4	36	1	1	—2	0.5	0-0	0-0	0	0	0	0	0	1	1	
DL Frank Umu	2	18	1	0	—1	0.5	0-0	0-0	0	0	0	0	0	0	0	
DL Brett Tonz	3	16	1	0	—1	0.3	0-0	0-0	0	0	0	0	0	0	0	
DL Michael Mathewes	2	15	0	1	—1	0.5	0-0	0-0	0	1	1	0	0	0	0	
DB Daniel Talley	2	21	0	0	—0	0.0	0-0	0-0	0	0	0	0	0	0	0	
DB Kyle Trego	1	2	0	0	—0	0.0	0-0	0-0	0	0	0	0	0	0	0	
LB Travis Taliako	1	14	0	0	—0	0.0	0-0	0-0	0	0	0	0	0	0	0	
DT Lyle Tuiloma	1	3	0	0	—0	0.0	0-0	0-0	0	0	0	0	0	0	0	
.... Team	13	0	1	0	—1	0.1	1-8	0-0	0	0	0	0	0	0	0	

DEFENSIVE SCRIMMAGE SNAPS: 910. **FOURTH DOWN STOPS (11):** included in third down stops above; Gilbert 2, Thompson 2, Awuzie, Fisher, Faló, Gamboa, Jackson, Mathewes, Witherspoon.
TOUCHDOWN SAVES (32): Thompson 8, Witherspoon 6, Laguda 4, Awuzie 3, Oliver 3, Gilbert 2, Gillam 2, Olugbode 2, Carrell, Jackson.
INTERCEPTIONS CAUSED (8): Gilbert 3, Gillam 2, Franke, Olugbode, Tupou. **SACKS FOR 0 (1):** Gilbert. **SAFETIES (0):** None.

SPECIAL TEAMS STATISTICS

Player	UT	UT/20	AT	AT/20	FF	FR	KSD	WB	DP	BLK	FFC	FD	RK	OTH	POINTS	Player	UT	UT/20	AT	AT/20	FF	FR	KSD	WB	DP	BLK	FFC	FD	RK	OTH	POINTS
Chidobe Awuzie	6	0	3	0	1	0	0	0	1	1	4	7	0	4	= 27	Kyle Trego	0	0	0	0	0	4	0	0	0	0	0	0	0	0	= 4
Isaiah Oliver	8	1	2	0	0	0	1	0	1	0	4	5	0	1	= 23	Chris Bounds	1	0	1	0	0	0	1	0	0	0	0	0	0	= 3	
Ryan Severson	4	0	1	0	1	0	7	0	1	0	2	4	0	2	= 22	Sean Irwin	0	0	0	0	0	0	3	0	0	0	0	0	0	0	= 3
Ryan Moeller	6	0	3	1	0	0	0	0	2	0	6	3	0	0	= 21	Kenneth Olugbode	1	0	0	0	0	0	0	0	0	1	1	0	0	= 3	
Anthony Julmisse	3	0	6	0	0	0	5	0	0	0	3	2	0	1	= 20	Lee Walker	1	0	1	0	0	0	1	0	0	0	0	0	0	= 3	
Drew Lewis	6	2	2	0	0	0	1	0	0	0	2	4	0	1	= 18	Lucas Cooper	1	1	0	0	0	0	0	0	0	0	0	0	0	= 2	
Beau Bisharat	5	0	2	0	0	0	4	0	0	0	1	0	0	0	= 12	Chris Graham	1	0	1	0	0	0	0	0	0	0	0	0	0	= 2	
N.J. Faló	2	1	2	1	1	0	4	0	0	0	0	0	0	0	= 11	Terran Hasselbach	0	0	0	0	0	0	2	0	0	0	0	0	0	= 2	
Andrew Bergner	3	0	1	0	0	0	5	0	0	0	0	0	0	1	= 10	Aaron Howard	0	0	0	0	0	0	2	0	0	0	0	0	0	= 2	
George Frazier	2	0	1	0	0	0	7	0	0	0	0	0	0	0	= 10	Dylan Keeney	0	0	0	0	0	0	1	0	0	0	0	0	1	= 2	
J.T. Bale	0	0	2	0	0	0	0	0	0	0	6	1	0	0	= 9	Phillip Lindsay	0	0	0	0	0	0	2	0	0	0	0	0	0	= 2	
Kabion Ento	1	0	0	0	0	0	5	0	0	0	0	0	1	0	= 7	Tedric Thompson	0	0	0	0	0	0	1	0	0	0	0	0	1	= 2	
Nick Fisher	2	0	1	1	0	0	1	0	0	0	1	0	1	1	= 7	Shane Callahan	1	0	0	0	0	0	0	0	0	0	0	0	0	= 1	
Johnny Huntley III	2	0	1	1	0	0	1	0	0	0	0	0	0	0	= 5	Kyle Evans	0	0	1	0	0	0	0	0	0	0	0	0	0	= 1	
Daniel Talley	1	0	1	0	0	0	3	0	0	0	0	0	0	0	= 5	Diego Gonzalez	1	0	0	0	0	0	0	0	0	0	0	0	0	= 1	
Jaleel Awini	2	1	1	0	0	0	0	0	0	0	0	0	0	0	= 4	Justin Jan	0	0	0	0	0	0	1	0	0	0	0	0	0	= 1	
Afolabi Laguda	1	1	1	0	0	0	1	0	0	0	0	0	0	0	= 4	Alex Kinney	0	0	1	0	0	0	0	0	0	0	0	0	0	= 1	
Robert Orban	0	0	0	0	0	0	4	0	0	0	0	0	0	0	= 4	Travis Taliako	0	0	0	0	0	0	1	0	0	0	0	0	0	= 1	
Christian Shaver	0	0	0	0	0	0	0	0	1	0	2	1	0	0	= 4																

BLOCKED KICKS SUMMARY (1): Awuzie (FG, UCLA). **OTHER—Field Goal Pressures:** Awuzie, Thompson. **Punt Pressure:** Bergner. **Touchdown Saves:** Awuzie 2, Severson.
Stuffed Punt Fakes: Fisher. **Caused Penalties:** Awuzie, Julmisse, Lewis, Oliver, Severson. **Fair Catch/Kickoff Return:** Keeney.

KEY: UT—Unassisted Tackle; UT/20—UT Inside-the-20; AT—Assisted Tackle; AT/20—AT Inside-the-20; TZ—Tackles For Zero; 3DS—Third/Fourth Down Stops (tackles, INTs, QBPs or PBUs); QBP—Quarterback Pressure; QCD—Quarterback Chasedowns; FF—Forced Fumble; FR—Fumble/Muff Recovery (Opponent on defense or CU or Opponent on special teams); PBU—Passes Broken Up; KSD—Knockdown or Springing Block on Kick Return; WB—Wedge Break; DP—Downed Punt (meaningful); BLK—Blocked Kick; RK—Recovered Blocked Kick, Punt or On-side kick; FFC—Forced Fair Catch; FDF—First Downfield (on kickoff or punt that altered return path); CP—Caused Penalty. A defensive game played is credited only when a player is in for at least one defensive play; defensive tackles do not include special team tackles. **NOTE: Defensive/special team statistics compiled from coaches' video; NCAA/Pac-12 Colorado stats are not accurate.**

AT-A-GLANCE SUMMARIES

Game	Score	First Downs					Rushing				Passing				Total Off.		Return Yards	Punting No-Avg.	Fumbles No-Lost	Penalties No/Yds	Third Downs	QB Sacks	Avg. F.Pos.	Time of Poss.			
		1	2	3	4	OT	Tot	Ru	Pa	Pn	Att	Yards	TD	Att-Com-Int	Yards	TD											
COLORADO	44	21	10	6	7	-	28	15	12	1	56	260	4	33-23-0	318	1	89	578	53	2-45.0	3-2	4/35	12-19	2-24	C	36	34:36
Colorado State	7	0	0	0	7	-	12	7	5	0	35	162	0	29-12-2	63	1	64	225	0	6-43.3	2-2	2/15	5-16	1-6	CS	28	25:24
COLORADO	56	14	35	7	0	-	32	15	13	4	57	262	4	31-22-0	335	4	88	597	31	4-41.8	1-1	5/37	11-18	1-3	C	35	36:36
Idaho State	7	0	0	7	0	-	7	0	5	2	13	29	1	42-20-1	67	0	55	96	23	11-41.3	0-0	8/78	2-14	0-0	IS	26	23:24
COLORADO	28	21	0	7	0	-	15	5	8	2	33	64	0	34-18-0	261	3	67	325	76	10-33.1	1-0	7/46	1-13	3-22	C	28	28:25
Michigan	45	7	17	14	7	-	20	8	11	1	41	168	3	30-16-0	229	1	71	397	132	7-39.3	2-1	5/41	5-16	4-28	M	37	31:35
COLORADO	41	16	10	7	8	-	32	14	15	3	52	260	2	32-23-2	333	3	84	593	12	3-40.3	1-0	5/47	6-12	3-24	C	24	33:26
Oregon	38	7	10	21	0	-	24	8	14	2	45	215	3	33-22-1	293	2	78	508	40	6-38.5	0-0	8/75	6-15	3-21	O	30	26:34
COLORADO	47	13	24	3	7	-	26	13	13	0	54	247	2	30-21-0	316	3	84	563	36	5-44.4	0-0	5/55	9-17	4-33	C	24	32:28
Oregon State	6	3	3	0	0	-	14	7	6	1	34	126	0	32-13-2	100	0	66	226	29	8-44.6	4-0	5/31	5-16	0-0	OS	28	27:32
COLORADO	17	0	0	7	10	-	20	4	15	1	29	96	0	44-28-1	275	2	73	371	37	7-42.1	0-0	5/26	6-17	1-11	C	26	27:42
Southern California	21	7	7	0	7	-	28	10	18	0	43	190	0	37-25-1	358	3	80	548	50	3-39.3	4-3	2/22	7-14	4-28	SC	29	32:18
COLORADO	40	7	16	10	7	-	27	18	9	0	52	315	5	32-23-0	265	0	84	580	16	6-44.3	2-2	3/20	8-17	5-43	C	25	33:36
Arizona State	16	7	3	3	3	-	23	15	7	1	49	224															



SCORING DRIVES (Game-By-Game)

Opponent	Plays	Yards	Time	Result	Qtr	(Down) How	PAT	Quarterback
Colorado State	11	73	2:59	TD	1	(2) Kelley recovered fumble in end zone	Gonzalez	Liufau
Colorado State	6	70	1:56	TD	1	(2) Ross 17 pass from Liufau	Gonzalez	Liufau
Colorado State	3	62	1:09	TD	1	(2) Lindsay 1 run	Gonzalez	Liufau
Colorado State	4	1	1:14	*FG	2	(4) Gonzalez 30 FG	Liufau
Colorado State	5	59	1:01	TD	2	(1) Lindsay 1 run	Gonzalez	Liufau
Colorado State	16	64	4:17	FG	3	(4) Gonzalez 29 FG	Liufau
Colorado State	10	61	4:28	*FG	3	(4) Gonzalez 22 FG	Liufau
Colorado State	11	50	6:20	*TD	4	(3) Evans 1 run	Gonzalez	Liufau
Idaho State	5	77	2:11	TD	1	(1) Ross 15 pass from Liufau	Gonzalez	Liufau
Idaho State	5	61	1:34	TD	1	(1) Lindsay 6 run	Gonzalez	Liufau
Idaho State	8	48	2:08	TD	2	(2) Lindsay 2 run	Gonzalez	Liufau
Idaho State	4	52	1:39	TD	2	(3) Evans 1 run	Gonzalez	Liufau
Idaho State	8	66	3:10	TD	2	(4) Hill 4 pass from Liufau	Gonzalez	Liufau
Idaho State	5	62	1:46	TD	2	(1) Liufau 19 run	Gonzalez	Liufau
Idaho State	4	82	1:14	TD	2	(1) Ento 69 pass from Montez	Gonzalez	Montez
Idaho State	6	38	1:54	*TD	3	(3) Ento 19 pass from Montez	Graham	Montez
Michigan	3	49	0:51	TD	1	(2) Ross 37 pass from Liufau	Gonzalez	Liufau
Michigan	10	67	4:38	TD	1	(2) Ross 6 pass from Liufau	Gonzalez	Liufau
Michigan	3	80	0:58	TD	3	(1) Fields 70 pass from Liufau	Gonzalez	Liufau
Oregon	8	80	2:47	TD	1	(2) Lindsay 1 run	Graham	Montez
Oregon	9	41	3:28	FG	1	(4) Graham 24 FG	Montez
Oregon	12	87	1:34	TD	1	(2) Fields 7 pass from Montez	PAT blocked	Montez
Oregon	4	63	1:34	TD	2	(2) Montez 3 run	Graham	Montez
Oregon	10	60	2:31	FG	2	(3) Graham 33 FG	Montez
Oregon	5	75	2:01	TD	3	(1) Ross 48 pass from Montez	Graham	Montez
Oregon	7	70	2:48	TD	4	(3) Bobo 31 pass from Montez	Montez-to-Bobo	Montez
Oregon State	7	75	2:06	TD	1	(2) Fields 51 pass from Montez	PAT blocked	Montez
Oregon State	10	86	3:21	TD	1	(2) Fields 33 pass from Montez	Price	Montez
Oregon State	5	87	1:28	TD	2	(1) Fields 63 pass from Montez	Price	Montez
Oregon State	7	40	1:53	TD	2	(4) Lindsay 1 run	Price	Montez
Oregon State	9	44	2:16	FG	2	(4) Price 54 FG	Montez
Oregon State	10	47	3:23	*FG	3	(4) Price 22 FG	Montez
Oregon State	15	84	5:04	TD	4	(2) Adkins 1 run	Price	Gehrke
Southern California	1	67	0:11	*TD	3	(1) Lindsay 67 pass from Bobo	Price	Montez
Southern California	8	84	2:47	TD	4	(3) Bobo 10 pass from Montez	Price	Montez
Southern California	10	51	3:39	FG	4	(4) Price 42 FG	Montez
Arizona State	10	81	2:49	TD	1	(1) Evans 16 run	Price	Liufau
Arizona State	12	72	4:54	FG	2	(4) Price 20 FG	Liufau
Arizona State	4	75	1:46	TD	2	(3) Liufau 3 run	Price	Liufau
Arizona State	8	56	2:10	TD	2	(1) Lindsay 13 run	PAT failed	Liufau
Arizona State	1	75	0:12	TD	3	(1) Lindsay 75 run	Price	Liufau
Arizona State	12	62	4:28	*FG	3	(4) Graham 36 FG	Liufau
Arizona State	8	47	4:48	TD	4	(3) Lindsay 4 run	Graham	Liufau
Stanford	9	73	3:01	TD	2	(3) Fields 15 pass from Liufau	Graham	Liufau
Stanford	8	15	4:10	*FG	4	(4) Graham 23 FG	Liufau
UCLA	8	38	2:31	*TD	1	(2) Lindsay 1 run	Graham	Liufau
UCLA	7	15	3:54	FG	3	(4) Graham 21 FG	Liufau
UCLA	14	54	6:02	FG	4	(4) Graham 37 FG	Liufau
Arizona	16	81	5:17	TD	1	(1) Lindsay 1 run	Price	Liufau
Arizona	4	63	0:53	TD	2	(1) Lindsay 4 run	Price	Liufau
Arizona	7	62	2:31	TD	2	(2) Fields 15 pass from Liufau	Price	Liufau
Arizona	4	53	0:58	TD	2	(2) MacIntyre 40 pass from Liufau	Price	Liufau
Arizona	7	73	2:36	TD	3	(1) Fields 27 pass from Liufau	Price	Liufau
Arizona	7	52	3:30	TD	3	(2) Liufau 2 run	Price	Liufau
Arizona	4	54	2:16	TD	4	(1) Lindsay 34 run	Price	Liufau
Washington State	12	81	2:53	TD	1	(1) Lindsay 1 run	Price	Liufau
Washington State	10	74	2:36	TD	2	(1) Liufau 3 run	Price	Liufau
Washington State	11	71	3:48	TD	3	(1) Liufau 7 run	Price	Liufau
Washington State	8	75	2:48	TD	3	(2) Liufau 11 run	Price	Liufau
Washington State	12	58	4:08	FG	4	(4) Graham 46 FG	Liufau
Washington State	8	63	3:24	TD	4	(1) Lindsay 13 run	Price	Liufau
Utah	7	73	2:16	TD	1	(1) Liufau 2 run	Price	Liufau
Utah	14	69	4:38	FG	2	(4) Graham 25 FG	Liufau
Utah	6	32	2:18	FG	2	(4) Graham 19 FG	Liufau
Utah	8	75	2:58	TD	3	(2) Fields 6 pass from Liufau	Price	Liufau
Washington	7	55	3:07	TD	1	(2) Lindsay 3 run	Price	Montez
Washington	4	-5	1:20	FG	4	(4) Graham 24 FG	Liufau

(*—scored following a turnover).

YARDS PER PLAY—TD Drives: 9.0 (356-3217); FG Drives: 4.8 (150-725); Non-Scoring Drives: 3.5 (531-1860).

DRIVE ANALYSIS

DISTANCE Length	COLORADO		OPPONENT	
	TD	FG	TD	FG
(minus)	—	1	—	4
0—9	0	1	0	1
10—19	0	2	2	1
20—29	0	0	2	0
30—39	2	1	3	3
40—49	3	3	2	4
50—59	8	3	1	2
60—69	11	5	3	6
70—79	15	1	5	1
80—89	11	0	3	1
90—99	0	0	1	0

GAME OPENING DRIVES

Game	COLORADO			OPPONENT		
	Pts	FD	Yds	Pts	FD	Yds
Colorado State	7	6	73	0	0	7
Idaho State	7	4	77	0	1	11
Michigan	7	2	49	0	1	19
Oregon	7	4	80	0	0	3
Oregon State	0	0	0	0	1	15
Southern California	0	0	2	0	3	60
Arizona State	7	5	81	0	0	3
Stanford	0	2	20	0	0	-3
UCLA	0	1	12	0	0	-19
Arizona	7	6	81	0	1	19
Washington State	7	5	81	0	1	9
Utah	0*	1	15	0	0	3
Washington	0	1	39	7	4	50

SECOND HALF OPENING DRIVES

Game	COLORADO			OPPONENT		
	Pts	FD	Yds	Pts	FD	Yds
Colorado State	3	4	64	0*	2	38
Idaho State	0	1	16	0	1	15
Michigan	7	2	80	7	1	45
Oregon	7	3	75	0	2	31
Oregon State	0	2	42	0	1	21
Southern California	0	0	7	0	1	36
Arizona State	7	1	75	0	0	4
Stanford	0	5	72	0	3	44
UCLA	0	1	21	0	0	5
Arizona	0	0	4	0	4	55
Washington State	7	4	71	0	1	25
Utah	0	0	2	3	1	38
Washington	0*	0	0	3	1	18

(*—drive ended by a turnover)

POSSESSIONS AT-A-GLANCE

	No.	Plays	Avg. 3-Plays	
			Snaps & Out*	Snaps/TD
Colorado	181	1037	5.73	51 20.7 (50)
Opponent	183	910	4.97	60 33.7 (27)

(*—less if there is a turnover; must not have earned a first down or scored a touchdown.)

POINTS BY DRIVE

Drive #		COLORADO			OPPONENT		
		Pts	TD	FG	Pts	TD	FG
1	(13/13)	49	7	0	7	1	0
2	(13/13)	30	4	1	20	2	2
3	(13/13)	44	6	1	21	3	0
4	(13/13)	49	7	0	31	4	1
5	(13/13)	33	4	2	16	1	3
6	(13/13)	23	2	3	13	1	2
7	(13/13)	21	3	0	3	0	1
8	(13/13)	28	4	0	13	1	2
9	(13/13)	16	1	3	21	3	0
10	(13/13)	33	4	2	37	4	3
11	(13/13)	33	3	4	17	2	1
12	(13/13)	24	3	1	21	3	0
13	(10/12)	0	0	0	7	1	0
14	(7/7)	7	1	0	0	0	0
15	(5/4)	7	1	0	3	0	1
16	(2/3)	0	0	0	6	1	0
17	(1/1)	0	0	0	0	0	0



LONGEST PLAYS

COLORADO

Scrimmage

Yards	Opponent	Player(s)
75	Arizona State	Phillip Lindsay run (TD)
70	Michigan	Shay Fields pass from Sefo Liufau (TD)
69	Idaho State	Kabion Ento from Steven Montez (TD)
67	Southern California	Phillip Lindsay pass from Bryce Bobo (TD)
66	Arizona State	Bryce Bobo pass from Sefo Liufau
63	Oregon State	Shay Fields from Steven Montez (TD)
61	Oregon	Devin Ross from Steven Montez
60	Colorado State	Shay Fields pass from Sefo Liufau
51	Oregon State	Shay Fields from Steven Montez (TD)
50	Michigan	Bryce Bobo pass from Sefo Liufau
48	Oregon	Devin Ross from Steven Montez (TD)
47	Arizona	Shay Fields pass from Sefo Liufau
46	Colorado State	Bryce Bobo pass from Sefo Liufau
42	Idaho State	Shay Fields pass from Sefo Liufau
42	Utah	Devin Ross pass from Sefo Liufau
40	Arizona	Jay MacIntyre pass from Sefo Liufau (TD)
37	Michigan	Devin Ross pass from Sefo Liufau (TD)
37	Southern California	Phillip Lindsay run
37	Utah	Jay MacIntyre pass from Sefo Liufau
36	Idaho State	Shay Fields pass from Sefo Liufau
34	Arizona	Phillip Lindsay run (TD)
33	Oregon	Phillip Lindsay run
33	Oregon State	Shay Fields from Steven Montez (TD)
32	Oregon	Steven Montez run
32	Arizona State	Kyle Evans pass from Sefo Liufau
31	Colorado State	Devin Ross pass from Sefo Liufau
31	Oregon	Bobo Bryce from Steven Montez (TD)
31	Washington State	Devin Ross pass from Sefo Liufau
30	Utah	Shay Fields pass from Sefo Liufau
29	Washington State	Bryce Bobo pass from Sefo Liufau
28	Idaho State	Jay MacIntyre pass from Sefo Liufau
27	Arizona	Shay Fields pass from Sefo Liufau (TD)
27	Washington State	Phillip Lindsay pass from Sefo Liufau
27	Utah	Kabion Ento pass from Sefo Liufau
26	Arizona State	Jay MacIntyre pass from Sefo Liufau
26	Stanford	Phillip Lindsay run
25	Washington	Sefo Liufau run
25	Washington	Phillip Lindsay run
23	Idaho State	Jay MacIntyre pass from Sefo Liufau
23	Oregon	Steven Montez run
23	Stanford	Phillip Lindsay run
23	Washington State	Jay MacIntyre pass from Sefo Liufau
23	Washington State	Devin Ross pass from Sefo Liufau
22	Oregon State	Jordan Gehkre run
22	Colorado State	Bryce Bobo pass from Sefo Liufau
22	Oregon State	Phillip Lindsay run
22	Southern California	Phillip Lindsay pass from Steven Montez
22	Arizona	Sefo Liufau run
22	Washington State	Phillip Lindsay run
21	Colorado State	Donovan Lee run
21	Oregon	Kyle Evans pass from Steven Montez
21	Southern California	Bryce Bobo pass from Steven Montez
21	Washington State	Devin Ross pass from Sefo Liufau
21	Washington	Shay Fields pass from Steven Montez
20	Colorado State	Kyle Evans run
20	Oregon State	Kyle Evans pass from Steven Montez
20	Oregon State	Jay MacIntyre pass from Steven Montez

Number of plays 20-plus yards in length: 57 (41 pass, 16 rush)
 Number of plays 40-plus yards in length: 16 (15 pass, 1 rush)

Returns

Type	Yards	Opponent	Player
KICKOFF	96	Washington	Anthony Julmisse (48)/Phil Lindsay (48)
PUNT	68	UCLA	Isaiah Oliver (TD)
INTERCEPTION	51	UCLA	Kenneth Olugbode
FUMBLE	51	Utah	Tedric Thompson
FUMBLE	18	Michigan	Derek McCartney (TD)

Returns 20+ yards in length: 19 (11 kickoff, 3 punt, 5 interception, 0 fumble, 0 misc.)
 Returns 30+ yards in length: 11 (4 kickoff, 3 punt, 4 interception, 0 fumble, 0 misc.)

OPPONENT

Scrimmage

Yards	Opponent	Player(s)
54	Michigan	Grant Perry pass from Wilson Speight
50	Oregon	Tony Brooks-James run
50	Arizona	Shun Brown pass from Brandon Dawkins
48	Oregon	Charles Nelson pass from Dakota Prukop
47	UCLA	Austin Roberts pass from Mike Fafaul
46	Southern California	Darreus Rogers pass from Sam Darnold
46	Washington State	Jamal Morrow pass from Luke Falk (TD)
45	Michigan	Amara Darboh pass from Wilson Speight (TD)
45	Arizona	Samajie Grant run
44	Arizona State	Tim White pass from Manny Wilkins
42	Michigan	De'Veon Smith run (TD)
42	Washington State	Tavares Martin pass from Luke Falk
41	Utah	Cory Butler-Byrd run
39	UCLA	Darren Andrews pass from Mike Fafaul (TD)
37	Arizona State	Demario Richard run
35	Utah	Tim Patrick pass from Troy Williams
34	Southern California	JuJu Smith-Schuster pass from Sam Darnold
33	Oregon	Dwayne Stanford pass from Dakota Prukop
32	Southern California	Daniel Imatorbhebhe pass from Sam Darnold (TD)
32	Washington State	Jamal Morrow run
30	Arizona	Nate Phillips pass from Anu Solomon
30	Washington State	Jamal Morrow run
30	Utah	Cory Butler-Byrd pass from Troy Williams
29	Oregon	Danny Mattingly run
29	Arizona	Shun Brown run
28	Arizona State	Tim White pass from Manny Wilkins
26	Southern California	JuJu Smith-Schuster pass from Sam Darnold
26	Stanford	Christian McCaffrey pass from Ryan Burns
26	UCLA	Darren Andrews pass from Mike Fafaul
26	Washington State	Jamal Morrow pass from Luke Falk
26	Washington	Lavon Coleman run
25	Oregon	Darren Carrington pass from Dakota Prukop (TD)
25	Southern California	JuJu Smith-Schuster pass from Sam Darnold
25	Stanford	Michael Rector pass from Ryan Burns
24	Colorado State	Faton Bauta run
24	Southern California	Justin Davis run
24	Washington	Myles Gaskin pass from Jake Browning
23	Southern California	JuJu Smith-Schuster pass from Sam Darnold
22	Oregon	Taj Griffin pass from Dakota Prukop
21	Michigan	Ty Isaac pass from Wilson Speight
21	Michigan	Jack Butt pass from Wilson Speight
21	Oregon State	Seth Collins pass from Darrel Garretson
21	Stanford	Bryce Love run
21	Washington State	Gerard Wicks run
20	Oregon	Tony Brooks-James run
20	Arizona	Brandon Dawkins run
20	Arizona	Brandon Dawkins run
20	Arizona	Nate Phillips pass from Brandon Dawkins
20	Washington State	Kyle Sweet pass from Luke Falk

Number of plays 20-plus yards in length: 49 (32 pass, 17 rush)
 Number of plays 40-plus yards in length: 13 (9 pass, 4 rush)

Returns

Type	Yards	Opponent	Player
KICKOFF	93	Utah	Kyle Fulks
PUNT	55	Utah	Boobie Hobbs (TD)
INTERCEPTION	36	Oregon	Brenden Schooler
FUMBLE	49	UCLA	Jayon Brown

Returns 20+ yards in length: 30 (22 kickoff, 4 punt, 3 interception, 1 fumble, 0 misc.)
 Returns 30+ yards in length: 13 (7 kickoff, 3 punt, 2 interception, 1 fumble, 0 misc.)

DRIVE ENGINEERING

Game	COLORADO										OPPONENT								TIME SPENT IN THE LEAD			BIG LEAD	
	No.	TD	FG-A	PUNT	DWN	TO	SAF	CLK	PTS	No.	TD	FG-A	PUNT	DWN	TO	SAF	CLK	PTS	Colorado	Tied	Opponent	CU	Opp
Colorado State	13	5	3-3	2	0	2	0	1	44	13	1	0-0	6	1	4	0	1	7	55:31	4:29	0:00	37	—
Idaho State	15	8	0-1	4	1	1	0	0	56	16	1	0-0	11	1	1	0	2	7	55:02	4:58	0:00	56	—
Michigan	17	3	0-1	10	1	0	0	2	21	15	4	1-3	7	0	1	0	0	31	27:50	2:23	29:47	14	17
Oregon	14	5	2-2	3	1	2	0	1	41	13	5	1-1	6	0	1	0	0	38	49:05	3:44	7:11	16	5
Oregon State	12	5	2-2	5	0	0	0	0	40	14	0	2-2	8	0	2	0	2	6	51:09	6:45	2:06	41	3
Southern California	12	2	1-1	7	1	1	0	0	17	13	3	0-0	3	1	4	0	2	21	0:00	13:21	46:39	—	14
Arizona State	15	5	2-3	6	0	0	0	1	40	17	1	3-3	10	1	1	0	1	16	49:36	10:24	0:00	24	—
Stanford	12	1	1-4	5	0	0	1	1	10	12	0	1-1	5	1	4	0	1	3	41:59	12:27	5:34	7	3
UCLA	13	1	2-3	3	0	4	0	2	13	13	1	1-4	7	0	1	0	0	10	15:25	24:44	19:51	10	3
Arizona	15	7	0-0	5	0	1	0	2	49	14	3	1-4	6	0	1	0	0	24	48:56	11:04	0:00	32	—
Washington State	14	5	1-2	2	3	1	0	1	38	14	3	1-2	4	2	2	0	1	24	26:25	12:35	21:00	14	7
Utah	16	2	2-2	9	0	2	0	1	27	16	1	3-4	6	1	4	0	0	15	36:22	14:21	9:17	11	7
Washington	13	1	1-1	7	1	3	0	0	38	13	4	2-2	5	1	0	0	1	34	0:00	12:18	47:42	—	31



FIRST DOWN PASSING

Player	Att-Com-Int	Pct.	Yards	FD	TD	Long	Sacked	Rating
Sefo Liufau.....	100-61-2	61.0	868	20	3	70t	3/17	139.8
Steven Montez.....	45-28-1	62.2	391	11	3	69t	2/12	152.8
Bryce Bobo.....	1- 1-0	100.0	67	1	1	67t	0/0	992.8
Jay MacIntyre.....	2- 1-0	50.0	14	1	0	14	0/0	108.8
Jordan Gehrke.....	1- 0-0	0.0	0	0	0	0	0/0	0.0

FIRST DOWN RUSHING

Player	Att.	Yards	Avg.	FD	TD	Long
Phillip Lindsay.....	132	754	5.7	22	10	75t
Kyle Evans.....	47	225	4.8	6	1	20
Sefo Liufau.....	52	210	4.0	7	4	19t
Steven Montez.....	18	82	4.6	2	0	14
Donovan Lee.....	17	62	3.4	1	0	15
Beau Bisharat.....	7	29	4.1	0	0	7
Troy Lewis.....	4	19	4.8	1	0	17
Anthony Julmisse.....	1	10	10.0	1	0	10
Jay MacIntyre.....	2	6	3.0	0	0	3
Devin Ross.....	2	6	3.0	0	0	8
Michael Adkins II.....	6	2	0.3	0	0	3
Team.....	9	-20	-2.2	0	0	-1

FIRST DOWN RECEIVING

Player	Att.	Yards	Avg.	FD	TD	Long
Devin Ross.....	23	283	12.3	8	2	48t
Shay Fields.....	19	420	22.1	8	3	70t
Bryce Bobo.....	15	274	18.3	7	0	66
Phil Lindsay.....	15	136	9.1	4	1	67t
Jay MacIntyre.....	12	118	9.8	3	0	37
Donovan Lee.....	3	7	2.3	0	0	8
Kabion Ento.....	2	80	40.0	2	1	69t
Sefo Liufau.....	1	14	14.0	1	0	14
Chris Bounds.....	1	8	8.0	0	0	8

ALL-PURPOSE YARDS (Top 2)

Player	G	Plays	Rush	Rec.	PR	KOR	Total	Avg.	Avg./G
Phillip Lindsay.....	13	279	1189	390	0	74	1,653	5.9	127.2
Shay Fields.....	13	51	12	845	0	0	857	16.8	65.9

QUARTERBACK SACKS (36-290)

Colorado State (2-24): Gilbert 1-16, Olugbode 1-8. **Idaho State (1-3):** Carrell 1-3. **Michigan (3-22):** Awuzie 1-10, Kafovalu 1-8, Gilbert ½-2, Tupou ½-2. **Oregon (3-24):** Carrell 1½-13; Kafovalu 1-7, Gilbert ½-4. **Oregon State (4-33):** Gilbert 2-26, Lewis 1-6, Tupou ½-1, Kafovalu ½-0. **USC (1-11):** Gillam 1-11. **Arizona State (5-43):** Gilbert 2-22, Gillam 1-9, Awuzie 1-8, Olugbode 1-4. **Stanford (3-28):** Carrell 1-7, Coleman ½-6, Faló ½-6, Tupou ½-5, Gilbert ½-4. **UCLA (3-28):** Awuzie 1-10, Shaver 1-10, Team 1-8. **Arizona (4-35):** Gilbert 2-18, Carrell 1-16, Faló 1-1. **Washington State (2-9):** Gillam 1-9, Gilbert 1-0. **Utah (3-13):** Carrell 1-9, Gillam 1-3, Awuzie 1-1. **Washington (2-17):** Gilbert 1-9, Coleman ½-4, Olugbode ½-4.

2016 COLORADO BUFFALO SINGLE-GAME HIGHS

Individual

LONGEST SCORING RUN— 75, Phillip Lindsay vs. Arizona State
LONGEST NON-SCORING RUN— 37, Phillip Lindsay at Southern California
LONGEST SCORING PASS— 70, Sefo Liufau to Shay Fields at Michigan
LONGEST NON-SCORING PASS— 66, Sefo Liufau to Bryce Bobo vs. Arizona State
LONGEST KICKOFF RETURN— 96, A. Julmisse (48) and P. Lindsay (48) vs. Washington
LONGEST PUNT RETURN— 68, Isaiah Oliver vs. UCLA (TD)
LONGEST INTERCEPTION RETURN— 51, twice (Olugbode vs. UCLA, Thompson vs. Utah)
LONGEST PUNT— 59, Alex Kinney at Stanford
LONGEST FIELD GOAL— 54, Davis Price vs. Oregon State
MOST TOUCHDOWNS— 3, on four occasions (Lindsay 2, Fields, Liufau)
MOST RUSHING ATTEMPTS— 31, Phillip Lindsay vs. Washington State
MOST RUSHING YARDS— 219, Phillip Lindsay vs. Arizona State
MOST PASS ATTEMPTS— 44, Sefo Liufau vs. Utah
MOST PASS COMPLETIONS— 27, Sefo Liufau vs. Washington State
MOST INTERCEPTIONS THROWN— 3, Sefo Liufau vs. Washington
MOST PASSING YARDS— 345, Sefo Liufau vs. Washington State
MOST TOUCHDOWN PASSES— 3, on four occasions (Liufau 2, Montez 2)
MOST RECEPTIONS— 11, Phillip Lindsay vs. UCLA
MOST RECEIVING YARDS— 169, Shay Fields vs. Oregon State
MOST TOTAL OFFENSIVE PLAYS— 65, Sefo Liufau vs. Utah (44 pass, 21 rush)
MOST TOTAL OFFENSE— 468, Steven Montez at Oregon (333 pass, 135 rush)
MOST FIELD GOALS ATTEMPTED— 3, on three occasions (Graham 2, Gonzalez)
MOST FIELD GOALS MADE— 3, Diego Gonzalez vs. Colorado State
MOST TACKLES— 18, Kenneth Olugbode at Stanford (10 UT)
MOST SOLO TACKLES— 14, Kenneth Olugbode at Arizona (15 TT)
MOST TACKLES FOR LOSS— 3, Jordan Carrell at Oregon, Jimmie Gilbert vs. Arizona State
MOST QUARTERBACK SACKS— 2, Jimmie Gilbert vs. Oregon State, Arizona State, Arizona
MOST QUARTERBACK HURRIES— 3, Jimmie Gilbert vs. Oregon State, Washington
MOST INTERCEPTIONS— 2, Tedric Thompson at Stanford, vs. Utah
MOST PASSES BROKEN UP— 4, Tedric Thompson & Ahkello Witherspoon vs. Utah
MOST THIRD/FOURTH DOWN STOPS— 4, on 4 occasions (Awuzie, Gilbert, Fisher, Thompson)
MOST KNOCKDOWN BLOCKS (OL)— 5, Jeremy Irwin vs. Colorado State
MOST SPECIAL TEAM POINTS— 8, N.J. Faló vs. Oregon State (3T, 2 In20, 2 KD, 1 FF)

THIRD-FOURTH DOWN PASSING

Player	Att-Com-Int	Pct.	Yards	FD	TD	Long	Sacked	Rating
Sefo Liufau.....	85-49-3	57.6	479	35	2	27	7/42	105.7
Steven Montez.....	41-23-1	56.1	249	17	3	31t	3/14	126.4
Jordan Gehrke.....	4- 3-0	75.0	28	2	0	14	0/0	133.8

THIRD-FOURTH DOWN RUSHING

Player	Att.	FD	Pct.	Yards	Avg.	TD	Att.	FD
Jordan Gehrke.....	1	1	100.0	23	23.0	0	0	0-0
Shay Fields.....	1	1	100.0	12	12.0	0	0	0-0
Michael Adkins.....	1	1	100.0	7	7.0	0	0	0-0
Kyle Evans.....	12	10	83.3	36	3.0	2	9	8-8
Phillip Lindsay.....	18	11	61.1	80	4.4	1	15	11-11
Sefo Liufau.....	42	23	54.8	223	5.3	1	8	6-6
Steven Montez.....	9	4	44.4	65	7.2	0	2	1-1
Beau Bisharat.....	1	0	0.0	2	2.0	0	0	0-0
Jay MacIntyre.....	1	0	0.0	5	5.0	0	0	0-0
Troy Lewis.....	3	0	0.0	8	2.7	0	0	0-0
Donovan Lee.....	3	0	0.0	-1	-0.3	0	0	0-0
Team.....	5	0	0.0	-9	-1.8	0	0	0-0

THIRD-FOURTH DOWN RECEIVING

Player	Att.	Yards	Avg.	FD	TD	Long
Devin Ross.....	16	124	7.8	11	0	17
Phillip Lindsay.....	15	109	7.3	7	0	16
Shay Fields.....	13	147	11.3	11	1	18
Bryce Bobo.....	10	111	11.1	7	2	31t
Jay MacIntyre.....	8	100	12.5	7	0	23
Kyle Evans.....	4	60	15.0	3	0	21
Kabion Ento.....	3	57	19.0	3	1	27
Donovan Lee.....	2	23	6.5	2	0	13
Johnny Huntley.....	1	14	14.0	1	0	14
Joey Hall.....	1	6	6.0	1	0	6
Chris Hill.....	1	4	4.0	1	1	4t
Michael Adkins II.....	1	1	1.0	0	0	1

SACKS BY QTR: CU 10-7-9-10 (0-OT); OPP 8-8-8-4 (0-OT)

Team Bests/Highs

MOST FIRST DOWNS— 32, vs. Idaho State, at Oregon
MOST RUSHING ATTEMPTS— 59, vs. Washington State
MOST RUSHING YARDS— 315, vs. Arizona State
MOST PASS ATTEMPTS— 44, at Southern California
MOST COMPLETIONS— 28, at Southern California
MOST INTERCEPTIONS THROWN— 3, vs. UCLA, vs. Washington
MOST PASSING YARDS— 345, vs. Washington State
MOST OFFENSIVE PLAYS— 100, vs. Washington State
MOST TOTAL OFFENSE— 603, vs. Washington State
FEWEST FUMBLES— 0, on four occasions
MOST FUMBLES— 4, vs. UCLA
FEWEST TURNOVERS— 0, at Michigan, Oregon State, at Stanford
MOST TURNOVERS— 4, vs. UCLA
MOST TIME OF POSSESSION— 36:36, vs. Idaho State
LONGEST TOUCHDOWN DRIVE— 87 yards, on two occasions (at Oregon, Oregon St.)
LONGEST FIELD GOAL DRIVE— 72 yards (12 plays), vs. Arizona State

Defensive Bests

FEWEST FIRST DOWNS ALLOWED— 7, vs. Idaho State, Arizona State
FEWEST RUSHING ATTEMPTS ALLOWED— 14, by Idaho State
FEWEST RUSHING YARDS ALLOWED— 25, vs. UCLA
FEWEST PASS ATTEMPTS ALLOWED— 24, vs. Washington
FEWEST PASS COMPLETIONS ALLOWED— 9, vs. Washington
FEWEST PASSING YARDS ALLOWED— 61, vs. Idaho State
MOST INTERCEPTIONS— 3, at Stanford
FEWEST TOTAL PLAYS ALLOWED— 56, vs. Idaho State
FEWEST TOTAL YARDS ALLOWED— 96, vs. Idaho State
MOST FUMBLES FORCED— 4, vs. Oregon State (two on special teams)
MOST TURNOVERS GAINED— 4, on four occasions (CSU, USC, Stanford, Utah)
MOST PASSES BROKEN UP— 12, vs. Utah
MOST QUARTERBACK SACKS— 5, vs. Arizona State
MOST QUARTERBACK HURRIES— 9, vs. Arizona State
MOST TACKLES FOR LOSS— 8, vs. Arizona State, Utah



GAME-BY-GAME INDIVIDUAL CHARTS / OFFENSE

RUSHING

MICHAEL ADKINS II

	Att	Yds	Avg.	Long	TD
Colorado State	---	---	DNP	---	---
Idaho State	---	---	DNP	---	---
Michigan	2	-4	-2.0	-2	0
Oregon	---	---	DNP	---	---
Oregon State	7	31	4.4	16	1
Arizona State	---	---	DNP	---	---
Stanford	---	---	DNP	---	---
UCLA	---	---	DNP	---	---
Arizona	1	3	3.0	3	0
Washington State	---	---	DNP	---	---
Utah	---	---	DNP	---	---
Washington	---	---	DNP	---	---

BEAU BISHARAT

	Att	Yds	Avg.	Long	TD
Colorado State	4	17	4.3	7	0
Idaho State	8	19	2.4	5	0
Michigan	0	0	0.0	0	0
Oregon	0	0	0.0	0	0
Oregon State	3	9	3.0	5	0
Arizona State	0	0	0.0	0	0
Stanford	0	0	0.0	0	0
UCLA	0	0	0.0	0	0
Arizona	0	0	0.0	0	0
Washington State	0	0	0.0	0	0
Utah	0	0	0.0	0	0
Washington	0	0	0.0	0	0

KYLE EVANS

	Att	Yds	Avg.	Long	TD
Colorado State	8	41	5.2	20	1
Idaho State	15	52	3.5	8	1
Michigan	4	17	4.3	7	0
Oregon	10	61	6.1	17	0
Oregon State	15	43	2.8	7	0
Arizona State	1	2	2.0	2	0
Stanford	11	59	5.4	16t	1
UCLA	2	8	4.0	5	0
Arizona	0	0	0.0	0	0
Washington State	3	8	2.7	5	0
Utah	1	-5	-5.0	-5	0
Washington	0	0	0.0	0	0

DONOVAN LEE

	Att	Yds	Avg.	Long	TD
Colorado State	10	44	4.4	21	0
Idaho State	8	40	5.0	15	0
Michigan	1	3	3.0	3	0
Oregon	2	-2	-1.0	1	0
Oregon State	7	15	2.1	9	0
Arizona State	---	---	DNP	---	---
Stanford	---	---	DNP	---	---
UCLA	0	0	0.0	0	0
Arizona	0	0	0.0	0	0
Washington State	---	---	DNP	---	---
Utah	0	0	0.0	0	0
Washington	0	0	0.0	0	0

PHILLIP LINDSAY

	Att	Yds	Avg.	Long	TD
Colorado State	20	95	4.8	13	2
Idaho State	7	30	4.3	8	2
Michigan	12	51	4.2	15	0
Oregon	15	72	4.8	33	1
Oregon State	16	90	5.6	22	1
Arizona State	11	57	5.2	37	0
Stanford	26	219	8.4	75t	3
UCLA	24	73	3.0	10	1
Arizona	25	119	4.8	34t	3
Washington State	31	144	4.6	22	2
Utah	12	55	4.6	11	0
Washington	19	53	2.8	25	1

SEFO LIUFAU

	Att	Yds	Avg.	Long	TD
Colorado State	14	66	4.7	12	0
Idaho State	6	54	9.0	19t	1
Michigan	8	4	0.5	6	0
Oregon	---	---	---	---	---
Oregon State	---	---	---	---	---
Arizona State	3	2	0.7	6	0
Stanford	14	38	2.7	9	1
UCLA	17	38	2.3	14	0
Arizona	23	58	2.5	10	0
Washington State	17	56	3.3	22	1
Utah	23	108	4.7	16	3
Washington	21	59	2.8	12	1
Washington	6	13	2.2	25	0

TROY LEWIS

	Att	Yds	Avg.	Long	TD
Colorado State	---	---	DNP	---	---
Idaho State	9	33	3.7	17	0
Michigan	---	---	DNP	---	---
Oregon	---	---	DNP	---	---
Oregon State	---	---	DNP	---	---
Arizona State	---	---	DNP	---	---
Stanford	---	---	DNP	---	---
UCLA	---	---	DNP	---	---
Arizona	---	---	DNP	---	---
Washington State	---	---	DNP	---	---
Utah	---	---	DNP	---	---
Washington	---	---	DNP	---	---

STEVEN MONTEZ

	Att	Yds	Avg.	Long	TD
Colorado State	0	0	0.0	0	0
Idaho State	4	34	8.5	14	0
Michigan	1	0	0.0	0	0
Oregon	21	135	6.4	32	1
Oregon State	4	28	7.0	14	0
Arizona State	13	25	1.9	19	0
Stanford	---	---	---	---	---
UCLA	1	2	2.0	2	0
Arizona	0	0	0.0	0	0
Washington State	1	0	0.0	0	0
Utah	---	---	---	---	---
Washington	3	11	3.7	5	0

PASSING

SEFO LIUFAU

	A-CI	Yds	Long	TD	Rating
Colorado State	33-23-0	318	60	1	160.6
Idaho State	18-15-0	204	42	2	215.2
Michigan	25-16-0	246	70t	3	186.3
Oregon	---	---	---	---	---
Oregon State	---	---	---	---	---
Arizona State	3-2-0	11	7	0	97.5
Stanford	31-23-0	265	66	0	146.0
UCLA	25-12-0	135	19	1	106.6
Arizona	30-19-2	143	18	0	90.0
Washington State	27-19-1	213	47	3	165.9
Utah	41-27-0	345	31	0	136.5
Washington	44-23-0	270	42	1	111.3
Washington	13-3-3	21	9	0	-9.5

STEVE MONTEZ

	A-CI	Yds	Long	TD	Rating
Colorado State	0-0-0	0	0	0	0.0
Idaho State	10-6-0	117	69t	2	224.3
Michigan	7-0-0	0	0	0	0.0
Oregon	32-23-2	333	61	3	177.7
Oregon State	27-19-0	293	63t	3	198.2
Arizona State	40-25-1	197	22	1	107.1
Stanford	---	---	---	---	---
UCLA	3-1-1	17	17	0	14.3
Arizona	0-0-0	0	0	0	0.0
Washington State	0-0-0	0	0	0	0.0
Utah	---	---	---	---	---
Washington	12-5-0	60	21	0	83.7

JORDAN GEHRKE

	A-CI	Yds	Long	TD	Rating
Colorado State	---	---	---	---	---
Idaho State	3-1-0	14	14	0	72.5
Michigan	1-1-0	1	1	0	108.4
Oregon	---	---	---	---	---
Oregon State	3-2-0	23	13	0	131.1
Arizona State	---	---	---	---	---
Stanford	---	---	---	---	---
UCLA	---	---	---	---	---
Arizona	---	---	---	---	---
Washington State	---	---	---	---	---
Utah	---	---	---	---	---
Washington	---	---	---	---	---

RECEIVING

BRYCE BOBO

	No	Yds	Avg.	Long	TD
Colorado State	5	99	19.8	46	0
Idaho State	2	7	3.5	7	0
Michigan	1	50	50.0	50	0
Oregon	5	72	14.4	31t	1
Oregon State	4	20	5.0	10	0
Arizona State	10	83	8.3	21	1
Stanford	6	110	18.3	66	0
UCLA	2	27	13.5	19	0
Arizona	2	7	3.5	10	0
Washington State	3	19	6.3	10	0
Utah	1	29	29.0	29	0
Washington	---	---	---	---	---

KABION ENTO

	No	Yds	Avg.	Long	TD
Colorado State	0	0	0.0	0	0
Idaho State	2	88	44.0	69t	2
Michigan	1	16	16.0	16	0
Oregon	0	0	0.0	0	0
Oregon State	0	0	0.0	0	0
Arizona State	1	11	11.0	11	0
Stanford	0	0	0.0	0	0
UCLA	0	0	0.0	0	0
Arizona	0	0	0.0	0	0
Washington State	2	21	10.5	13	0
Utah	2	38	19.0	27	0
Washington	0	0	0.0	0	0

KYLE EVANS

	No	Yds	Avg.	Long	TD
Colorado State	0	0	0.0	0	0
Idaho State	1	8	8.0	8	0
Michigan	0	0	0.0	0	0
Oregon	1	21	21.0	21	0
Oregon State	3	37	12.3	20	0
Arizona State	0	0	0.0	0	0
Stanford	0	0	0.0	0	0
UCLA	0	0	0.0	0	0
Arizona	0	0	0.0	0	0
Washington State	1	3	3.0	3	0
Utah	0	0	0.0	0	0
Washington	1	13	13.0	13	0

SHAY FIELDS

	No	Yds	Avg.	Long	TD
Colorado State	3	79	26.3	60	0
Idaho State	2	78	39.0	42	0
Michigan	4	99	24.8	70t	1
Oregon	5	35	7.0	15	1
Oregon State	7	169	24.1	63t	3
Arizona State	4	32	8.0	13	0
Stanford	2	20	10.0	11	0
UCLA	4	51	12.8	15t	1
Arizona	3	39	13.0	18	0
Washington State	6	108	18.0	47	2
Utah	3	31	10.3	18	0
Washington	7	78	11.1	30	1
Washington	2	26	13.0	21	0

JOHNNY HUNTLEY

	No	Yds	Avg.	Long	TD
Colorado State	0	0	0.0	0	0
Idaho State	1	14	14.0	14	0
Michigan	---	---	---	---	---
Oregon	0	0	0.0	0	0
Oregon State	0	0	0.0	0	0
Arizona State	0	0	0.0	0	0
Stanford	0	0	0.0	0	0
UCLA	0	0	0.0	0	0
Arizona	0	0	0.0	0	0
Washington State	0	0	0.0	0	0
Utah	0	0	0.0	0	0
Washington	0	0	0.0	0	0

SEAN IRWIN

	No	Yds	Avg.	Long	TD
Colorado State	0	0	0.0	0	0
Idaho State	0	0	0.0	0	0
Michigan	0	0	0.0	0	0
Oregon	0	0	0.0	0	0
Oregon State	---	---	---	---	---
Arizona State	0	0	0.0	0	0
Stanford	0	0	0.0	0	0
UCLA	0	0	0.0	0	0
Arizona	0	0	0.0	0	0
Washington State	0	0	0.0	0	0
Utah	0	0	0.0	0	0
Washington	0	0	0.0	0	0

DYLAN KEENEY

	No	Yds	Avg.	Long	TD
Colorado State	0	0	0.0	0	0
Idaho State	0	0	0.0	0	0
Michigan	0	0	0.0	0	0
Oregon	0	0	0.0	0	0
Oregon State	1	8	8.0	8	0
Arizona State	0	0	0.0	0	0
Stanford	0	0	0.0	0	0
UCLA	0	0	0.		



GAME-BY-GAME INDIVIDUAL CHARTS / DEFENSE

DEFENSIVE

CHIDOBE AWUZIE, CB

Plays	UT,AT-TT	TFL	PD	3DS	Other
Colorado State.....	55	8,1-9	1-2	1	4 INT
Idaho State.....	24	2,0-2	0-0	1	0 QBH
Michigan.....	71	5,0-5	1-10	1	1 FF
Oregon.....	76	3,1-4	0-0	0	0.....
Oregon State.....	56	1,1-2	0-0	1	2 QBH
USC.....	78	3,0-3	0-0	0	0 TDS
Arizona State.....	63	3,0-3	1-8	2	2 QBSS
Stanford.....	62	3,3-6	1-1	2	2.....
UCLA.....	59	5,0-5	1-10	0	1 QS,Blk
Arizona.....	72	2,1-3	0-0	1	1.....
Washington State.....	75	4,1-5	0-0	1	2-TZ
Utah.....	80	5,2-7	1-1	2	3 FR,QS
Washington.....	78	4,2-6	0-0	2	2.....

JORDAN CARRELL, DE

Plays	UT,AT-TT	TFL	PD	3DS	Other
Colorado State.....	37	3,0-3	0-0	0	0 2-QBH
Idaho State.....	22	2,1-3	1-3	0	1 QBS
Michigan.....	59	2,2-4	0-0	0	0 QBH
Oregon.....	75	5,2-7	3-14	0	0 1 1/2-QS
Oregon State.....	35	3,1-4	0-0	0	0 2-QBH
USC.....	68	4,3-7	0-0	1	1 FR,QH
Arizona State.....	44	2,1-3	0-0	0	0 TZ,QCD
Stanford.....	53	2,2-4	1-7	0	1 QBS
UCLA.....	49	0,0-0	0-0	0	0 QBH
Arizona.....	63	6,0-6	1-16	0	1 QBH
Washington State.....	55	1,1-2	0-0	0	0.....
Utah.....	65	2,1-3	1-9	0	0 QBS
Washington.....	70	2,3-5	0-0	1	1 TZ

TIMOTHY COLEMAN, DE

Plays	UT,AT-TT	TFL	PD	3DS	Other
Colorado State.....	17	1,0-1	0-0	0	0 QBH
Idaho State.....	23	0,2-2	0-0	0	0.....
Michigan.....	8	0,1-1	0-0	0	0.....
Oregon..... DNP
Oregon State.....	21	0,1-1	0-0	0	0.....
USC.....	8	0,0-0	0-0	0	0.....
Arizona State.....	14	0,0-0	0-0	0	0.....
Stanford.....	11	1,1-2	1-6	0	2 1/2-S,FF
UCLA.....	11	0,0-0	0-0	0	0.....
Arizona.....	17	2,1-3	0-0	0	0.....
Washington State.....	22	0,0-0	0-0	0	0.....
Utah.....	14	0,0-0	0-0	0	0.....
Washington.....	8	1,1-2	1-4	0	0 1/2-QS

NICK FISHER, CB

Plays	UT,AT-TT	TFL	PD	3DS	Other
Colorado State.....	6	0,0-0	0-0	0	0.....
Idaho State.....	25	0,0-0	0-0	0	0.....
Michigan..... ST ONLY
Oregon..... DNP
Oregon State..... ST ONLY
USC.....	5	1,2-3	0-0	1	1.....
Arizona State..... ST ONLY
Stanford.....	1	1,0-1	0-0	0	0.....
UCLA.....	1	0,0-0	0-0	0	0.....
Arizona.....	1	0,0-0	0-0	0	0.....
Washington State.....	67	4,2-6	0-0	1	4 4DS
Utah.....	1	0,0-0	0-0	0	0.....
Washington..... ST ONLY

JASE FRANKE, DE

Plays	UT,AT-TT	TFL	PD	3DS	Other
Colorado State.....	11	2,0-2	0-0	0	0 FF,QCD
Idaho State.....	10	1,0-1	0-0	0	0 TZ,QBH
Michigan.....	3	0,0-0	0-0	0	0.....
Oregon.....	3	1,0-1	0-0	0	0.....
Oregon State.....	13	3,1-4	0-0	0	0.....
USC.....	4	0,0-0	0-0	0	0.....
Arizona State.....	6	0,0-0	0-0	0	0.....
Stanford.....	7	1,0-1	0-0	0	0.....
UCLA..... DNP
Arizona.....	4	1,0-1	0-0	0	0.....
Washington State.....	7	0,0-0	0-0	0	0.....
Utah.....	4	0,0-0	0-0	0	0.....
Washington.....	4	0,1-1	0-0	0	0.....

RICK GAMBOA, ILB

Plays	UT,AT-TT	TFL	PD	3DS	Other
Colorado State.....	48	3,2-5	0-0	1	1.....
Idaho State.....	26	1,2-3	0-0	1	0.....
Michigan.....	66	7,5-12	1-5	0	1.....
Oregon.....	62	4,8-12	0-0	1	2.....
Oregon State.....	29	1,2-3	0-0	1	1 INT(TD)
USC.....	50	6,2-8	0-0	0	0 TZ
Arizona State.....	32	1,2-3	0-0	0	0.....
Stanford.....	30	2,5-7	0-0	0	0.....
UCLA.....	31	3,2-5	0-0	1	1.....
Arizona.....	43	3,0-3	0-0	1	1 FR
Washington State.....	34	3,2-5	0-0	0	0.....
Utah.....	26	6,3-9	2-5	0	0 FF
Washington.....	22	2,2-4	0-0	1	1.....

JIMMIE GILBERT, OLB

Plays	UT,AT-TT	TFL	PD	3DS	Other
Colorado State.....	45	1,1-2	1-16	0	1 FF
Idaho State.....	29	3,2-5	1-5	1	2 2-QBH
Michigan.....	69	1,1-2	1-2	0	1 QBS
Oregon.....	73	1,0-1	1-4	0	0 1/2-QBS
Oregon State.....	47	7,0-7	2-26	0	1 2-FF/QS
USC.....	77	3,1-4	0-0	1	1 FF
Arizona State.....	57	3,4-7	3-26	0	4 2-QBS
Stanford.....	58	4,1-5	1-4	0	0 1/2-QBS
UCLA.....	6	1,0-1	0-0	1	1 QCD,H
Arizona.....	76	3,1-4	2-18	0	3 2-QC,H
Washington State.....	71	2,0-2	1-0	2	2 FF,QBS
Utah.....	80	6,1-7	1-2	0	3 2-QBH
Washington.....	78	2,2-4	1-9	1	3 QBS

ADDISON GILLAM, ILB

Plays	UT,AT-TT	TFL	PD	3DS	Other
Colorado State.....	23	2,1-3	0-0	0	0.....
Idaho State.....	9	0,0-0	0-0	0	0.....
Michigan.....	7	1,0-1	0-0	0	0.....
Oregon.....	16	2,4-6	0-0	1	1.....
Oregon State.....	30	4,3-7	0-0	1	0 QBH
USC.....	30	4,1-5	1-11	0	1 FF,QBS
Arizona State.....	31	2,3-5	2-10	0	1 3-QBH
Stanford.....	32	2,3-5	0-0	0	0.....
UCLA.....	28	5,1-6	0-0	1	1 TZ
Arizona.....	35	6,0-6	0-0	0	0 QBH
Washington State.....	41	6,1-7	1-9	1	1 QBS,FR
Utah.....	55	4,1-5	1-3	0	0.....
Washington.....	56	10,1-11	1-1	0	0.....

TERRAN HASSELBACH, OLB

Plays	UT,AT-TT	TFL	PD	3DS	Other
Colorado State.....	22	0,0-0	0-0	0	0.....
Idaho State.....	23	0,2-2	0-0	0	0.....
Michigan.....	3	0,0-0	0-0	0	0.....
Oregon.....	21	1,0-1	0-0	0	0.....
Oregon State.....	16	0,0-0	0-0	1	1.....
USC.....	2	0,0-0	0-0	0	0.....
Arizona State.....	2	0,0-0	0-0	0	0.....
Stanford..... DNP
UCLA.....	25	1,0-1	0-0	0	0.....
Arizona.....	2	0,0-0	0-0	0	0.....
Washington State..... ST ONLY
Utah.....	1	0,0-0	0-0	0	0.....
Washington..... ST ONLY

LEO JACKSON III, DE

Plays	UT,AT-TT	TFL	PD	3DS	Other
Colorado State.....	15	1,0-1	0-0	0	0.....
Idaho State.....	23	0,0-0	0-0	0	0.....
Michigan.....	19	0,1-1	0-0	0	0.....
Oregon.....	29	2,0-2	0-0	0	0 QCD
Oregon State.....	26	3,1-4	0-0	0	0.....
USC.....	26	1,1-2	0-0	0	0.....
Arizona State.....	24	0,1-1	0-0	1	1 QBH
Stanford.....	5	0,0-0	0-0	0	0.....
UCLA.....	10	0,1-1	0-0	0	0.....
Arizona.....	33	1,0-1	0-0	0	0.....
Washington State.....	17	1,0-1	0-0	0	0.....
Utah.....	16	1,0-1	0-0	0	0.....
Washington.....	11	0,1-1	0-0	0	0.....

ANTHONY JULMISSE, CB

Plays	UT,AT-TT	TFL	PD	3DS	Other
Colorado State.....	5	0,0-0	0-0	0	0 FR
Idaho State.....	27	3,0-3	0-0	0	0 INT
Michigan..... ST ONLY
Oregon..... ST ONLY
Oregon State.....	10	0,0-0	0-0	0	0.....
USC..... ST ONLY
Arizona State..... ST ONLY
Stanford..... ST ONLY
UCLA.....	3	0,0-0	0-0	0	0.....
Arizona..... ST ONLY
Washington State.....	8	0,0-0	0-0	0	0.....
Utah..... ST ONLY
Washington..... ST ONLY

SAMSON KAFOVALU, DE

Plays	UT,AT-TT	TFL	PD	3DS	Other
Colorado State.....	45	3,0-3	0-0	0	0.....
Idaho State.....	23	1,1-2	0-0	0	0 QBH
Michigan.....	50	3,3-6	1-8	0	0 2-3DS
Oregon.....	51	5,2-7	1-7	0	1 QBS
Oregon State.....	36	2,2-4	1-0	0	0 1/2-QBS
USC.....	57	0,4-4	0-0	0	0 QBH
Arizona State.....	40	1,1-2	0-0	2	2 2-QBH
Stanford.....	54	1,1-2	0-0	0	0.....
UCLA.....	49	3,1-4	0-0	1	1 QBH,TZ
Arizona.....	46	2,1-3	0-0	0	0 TZ,QH
Washington State.....	54	6,0-6	0-0	0	0 QCD
Utah.....	59	1,1-2	0-0	1	1 TZ,QBH
Washington.....	67	2,2-4	0-0	0	0.....

AFOLABI LAGUDA, S

Plays	UT,AT-TT	TFL	PD	3DS	Other
Colorado State.....	55	4,1-5	1-1	0	0.....
Idaho State.....	27	1,2-3	0-0	0	0.....
Michigan.....	71	4,1-5	0-0	0	1.....
Oregon.....	78	6,2-8	0-0	1	0 2-TZ
Oregon State.....	56	3,1-4	0-0	0	0.....
USC.....	73	8,3-11	0-0	0	0 FFFR
Arizona State.....	63	1,2-3	0-0	1	1 INT
Stanford.....	62	6,2-8	0-0	1	1.....
UCLA.....	59	3,4-7	0-0	1	0 TZ
Arizona.....	76	6,6-12	0-0	0	0.....
Washington State.....	13	0,0-0	0-0	0	0.....
Utah.....	81	3,1-4	0-0	2	0.....
Washington.....	78	4,6-10	1-5	1	0.....

DREW LEWIS, ILB

Plays	UT,AT-TT	TFL	PD	3DS	Other
Colorado State.....	4	0,0-0	0-0	0	0.....
Idaho State.....	29	3,1-4	0-0	1	1.....
Michigan..... ST ONLY
Oregon..... ST ONLY
Oregon State.....	10	3,0-3	1-6	0	1 QBS
USC..... ST ONLY
Arizona State..... ST ONLY
Stanford..... ST ONLY
UCLA..... ST ONLY
Arizona.....	3	1,0-1	0-0	0	0.....
Washington State..... ST ONLY
Utah..... ST ONLY
Washington..... ST ONLY

MICHAEL MATHEWES, DL

Plays	UT,AT-TT	TFL	PD	3DS	Other
Colorado State..... DNP
Idaho State.....	8	0,1-1	0-0	1	1 QBH
Michigan..... DNP
Oregon..... DNP
Oregon State.....	7	0,0-0	0-0	0	0.....
USC..... DNP
Arizona State..... DNP
Stanford..... DNP
UCLA..... DNP
Arizona..... DNP
Washington State..... DNP
Utah..... DNP
Washington..... DNP

DEREK McCARTNEY, OLB



OFFENSIVE LINE STATISTICS

Player	Play Count											Season Totals											
	CSU	ISU	UM	UO	OSU	USC	ASU	STAN	UCLA	UA	WSU	UTAH	UW	Plays	Points	Grade	KD	TDB	PPTD	QBS	PRS	PEN	Best Game Grade (minimum 15 snaps)
S. CALLAHAN	4	44	—	—	21	—	3	—	—	73	—	—	7	152	361.0	2.38	1	3	3	0	2	0	2.26 / Oregon State
A. HAIGLER	4	46	53	70	34	8	INJ	—	57	73	100	56	47	548	1325.5	2.42	4	6	8	2½	5	1	2.37 / Utah, Washington
J. HUCKINS	INJ	19	INJ	—	28	—	24	19	—	49	100	82	47	368	877.5	2.38	3	5	4	2	5	2	2.30 / Washington State
J. IRWIN	85	44	67	85	63	73	84	74	85	INJ	100	82	54	896	2060.0	2.30	20	14	15	½	9	4	2.23 / Arizona State, Washington State
J. KAISER	4	44	—	—	6	—	—	—	—	3	—	—	—	57	140.0	2.46	0	0	1	0	0	0	2.49 / Idaho State
A. KELLEY	52	INJ	67	85	75	72	84	74	83	68	100	82	53	895	2164.0	2.42	9	14	14	1½	8	6	2.28 / Utah
G. KOUGH	85	44	67	85	65	73	74	74	85	17	INJ	INJ	INJ	669	1574.0	2.35	8	10	10	2½	4	1	2.28 / Colorado State
S. KRONSHAGE	85	42	14	15	44	65	81	74	28	—	—	26	7	481	1137.0	2.36	6	7	9	2½	7	4	2.28 / Arizona State
T. LYNOTT	89	44	67	85	66	73	70	55	85	70	100	82	54	940	2251.5	2.40	9½	19	14	3	6	4	2.27 / Utah
D. MIDDLEMISS	—	25	—	—	6	—	—	—	—	—	—	—	—	31	79.5	2.56	0	0	0	0	0	0	2.56 / Idaho State
C. SUTTON	4	44	—	—	3	—	—	—	—	3	—	—	—	54	136.0	2.52	0	0	1	0	1	0	2.56 / Idaho State
S. WIEFELS	33	44	—	—	9	1	—	—	2	9	—	—	1	99	238.0	2.40	2½	4	3	0	0	1	2.45 / Colorado State
Team	89	88	67	85*	84	73	84	74	85	73	100	82	54	5190	12344.0	2.38	63	82	82	14½	47	23	2.32 / Arizona State, Utah

Sacks/pressures allowed by others or coverage not included; sacks & pressures may exceed overall team total as two players can be awarded a pressure on the same play.

KEY: Play count in bold indicates overall grade of 2.25 or better; KD—Knockdown Blocks (pancakes/blown off the line/finishes); TDB—Touchdown Blocks (direct); PPTD—Perfect plays on passing touchdowns; QBS—Quarterback Sacks Allowed; PRS—Pressures Allowed; PEN—Penalties. Grades based of 0, 1, 2, 3 or 4 points per play (½-points awarded if somewhere in-between), the lower the better. Final Grade Scale: 0.00-1.90 phenomenal performance; 1.91-2.09 all-conference caliber or better; 2.10-2.25 starting caliber; 2.41-2.60 average; 2.61-4.0 below average. *—play counts include 2-point PAT attempt at Oregon.

FG/PAT TEAM PLAY COUNT (78): Kaiser 78, Frazier 76, Tupou 76, Lynott 69, Wiefels 61, Haigler 60, S. Irwin 47, Kough 39, Tonz 39, Umu 39, Kronshage 15, Bounds 10, Kelley 6, Callahan 3, Howard 2, Middlemiss 2, Sutton 2 (*Snappers:* Bale 78; *Holders:* Orban 78; *Kickers:* Price 33, Graham 24, Gonzalez 20, Kinney 1). **PUNT TEAM SNAPS (68; includes fakes, roughing calls):** J.T. Bale 68.

NON-OFFENSIVE SCORES (4)

vs. Opponent	Player	Play	By Opponent (4)	Player	Play
Michigan	Derek McCartney	18 fumble return	Michigan	Grant Perry	6 blocked punt return
Oregon State	Rick Gamboa	20 interception return	Michigan	Jabrill Peppers	54 punt return
UCLA	Isaiah Oliver	68 punt return	Utah	Boobie Hobbs	55 punt return
Utah	Kenneth Olugbode	10 fumble return	Washington	Taylor Rapp	35 interception return

MISCELLANEOUS STAT BOX

(Coin Toss: O-offense; D-Defense; d-deferred/played defense first)

Game	Red Zone (Scores-Att; (TD/FG); Plays-Yds)			Avg./1st Down		2nd Down Eff.		3rd Dn/Avg-to-Go		Plays (+/0/-)		Opponent		Plus Territory (Plays-Yards)		Temp	Coin Toss	
	Colorado	Opponent	Opponent	Colo	Opp.	Colo	Opp.	Colo	Opp.	Colorado	Opponent	Colorado	Opponent					
Colorado State	8-8 (5/3)	18-55	1-1 (1/0)	4-10	7.9	4.8	10-30	3-20	5.3	5.0	71	14	4	42	17	5	82°	W (d)
Idaho State	7-8 (7/0)	19-98	1-1 (1/0)	3- 4	10.1	2.1	9-29	2-19	4.6	9.2	72	13	3	27	23	5	77°	W (d)
Michigan	1-2 (7/0)	4- 5	3-4 (2/1)	6-23	6.1	6.8	10-24	7-23	9.4	7.6	36	21	10	48	17	6	75°	W (d)
Oregon	5-5 (3/2)	15-50	4-4 (4/0)	9-54	5.6	5.1	17-31	10-26	6.7	6.6	64	12	8	59	14	5	68°	W (d)
Oregon State	3-3 (2/1)	9-10	1-1 (0/1)	1- 0	5.9	4.0	14-31	4-22	4.9	6.2	68	15	1	43	19	4	77°	W (d)
Southern California	1-1 (1/0)	3-11	2-3 (2/0)	6-42	6.6	6.8	6-24	10-26	9.8	5.5	44	22	6	61	14	5	90°	L (O)
Arizona State	6-7 (4/2)	17-74	1-1 (1/0)	2-16	8.3	4.5	12-29	1-20	4.7	9.2	67	11	6	31	23	9	79°	W (d)
Stanford	2-4 (1/1)	15-43	1-2 (0/1)	7-16	5.5	3.8	7-23	8-21	4.8	8.6	48	15	11	44	13	5	61°	W (d)
UCLA	3-4 (1/2)	16-26	0-2 (0/0)	6- 1	2.7	4.7	8-30	3-19	5.9	10.3	55	18	12	35	18	6	54°	W (d)
Arizona	4-4 (4/0)	12-50	4-6 (3/1)	16- 8	5.9	5.1	7-24	11-28	6.5	6.9	54	12	7	57	15	6	69°	W (d)
Washington State	5-5 (5/0)	9-61	3-4 (2/1)	7-24	5.4	6.2	12-33	7-23	5.1	6.7	77	19	4	43	31	1	43°	W (d)
Utah	4-4 (2/2)	13-42	4-5 (1/3)	11-27	3.9	3.7	3-26	3-26	5.4	6.4	50	22	10	46	27	8	48°	W (d)
Washington	2-2 (1/1)	5-13	6-6 (4/2)	10-80	3.5	5.8	1-16	11-28	8.4	6.3	27	19	8	52	17	9	60°	W (d)

YARDS BY QUARTER/HALF

BIG PLAYS

Game	COLORADO								OPPONENT								COLORADO			OPPONENT		
	1Q	2Q	1H	3Q	4Q	2H	OT	GAME	1Q	2Q	1H	3Q	4Q	2H	OT	GAME	20+	10+	5+	20+	10+	5+
Colorado State	253	111	364	110	104	214	—	578	10	69	79	98	48	146	—	225	6	18	42	1	8	21
Idaho State	164	246	410	114	73	187	—	597	35	13	48	35	13	48	—	96	5	15	43	0	1	10
Michigan	195	37	232	70	23	93	—	325	66	141	207	151	39	190	—	397	3	12	19	5	15	25
Oregon	203	148	351	142	100	242	—	593	86	132	218	181	109	290	—	508	7	18	42	7	17	33
Oregon State	161	202	363	111	89	200	—	563	95	49	144	63	19	82	—	226	7	16	40	1	7	24
Southern California	70	57	127	109	135	244	—	371	141	126	267	116	165	281	—	548	4	14	29	6	22	38
Arizona State	158	147	305	211	64	275	—	580	65	49	114	46	39	85	—	199	4	19	39	3	7	14
Stanford	24	153	177	145	37	182	—	359	77	54	131	49	83	132	—	263	2	18	32	3	9	21
UCLA	59	105	164	78	62	140	—	304	87	15	102	38	70	108	—	210	0	11	34	3	7	17
Arizona	77	151	228	103	57	160	—	388	68	198	266	97	49	146	—	412	5	12	24	7	13	29
Washington State	185	101	286	186	131	317	—	603	168	146	314	102	46	148	—	462	7	19	49	7	17	28
Utah	92	94	186	116	76	192	—	378	46	40	86	148	105	253	—	339	4	11	32	3	12	26
Washington	84	34	118	49	- 4	45	—	163	95	91	186	112	85	197	—	383	3	6	14	2	15	40



MISCELLANEOUS FOOTBALL STATISTICS (Won 10, Lost 3)

DRIVE ENGINEERING Quarterback	Drives Started	Drives Ended By										Points Yielded	Pts./ Drive	Quarterback		**Directing Offense		
		TD	FG	FGA	PNT	DWN	TRN	SAF	CLK	RPL	Drive			Efficiency*	Plays	Yards	Avg.	3&Out
#SEFO LIUFAU.....	121	35	12	7	43	5	12	1	7	0	280	2.31	38.8%	47.4%	682	3884	5.70	34
STEVEN MONTEZ.....	55	14	5	0	22	2	5	0	5	2	112	2.04	34.5%	39.6%	299	1805	6.04	14
#JORDAN GEHRKE.....	5	1	0	1	3	1	0	0	0	0	7	1.40	20.0%	40.0%	38	154	4.05	3
COLORADO.....	181	50	17	8	68	8	17	1	12	(2)	399	2.20	37.0%	44.4%	1019	5843	5.73	51
OPPONENTS.....	183	27	16	10	84	9	26	0	11	(0)	236	1.29	23.5%	30.8%	902	4281	4.75	60

*—second number is the percentage the QB has put his team in position to score, allowing for missed field goals, minus drives ended by the clock and if replaced. #—Liufau's drives add to one more than started (replaced Montez at USC); Gehrke's drives add to one more than started (replaced Montez vs. ISU); **—excludes kneel-downs, spiked passes and fake/muffed punt plays when not actually directing offense: Liufau 13(-30); Montez 5(-11); Opponents 8(-13).

KICKOFF ANALYSIS Kicker	No.	Total	Ret.	Yards (Avg.)	Opp.										OSY Ret.	ASY Ret.			
					FC	MF	NA	TB	(EZ+)	In20/25	OB	OnS	SQB	OSY			Ret.	ASY	
C. GRAHAM.....	51	23	3260	63.9	2	0	2	20	(9)	5/11	4	(0)	(0)	1440	691	0	28	0	30
D. GONZALEZ.....	19	3	1387	73.0	0	0	0	16	(13)	0/0	0	(0)	(0)	516	116	0	27	0	39
D. PRICE.....	14	9	937	66.9	0	0	0	5	(2)	2/5	0	(0)	(0)	350	225	0	25	0	25
OPPONENTS.....	54	20	3737	69.2	0	0	0	33	(21)	5/11	1	(0)	(0)	1417	557	0	26	0	28

YARDAGE SUMMARY Team	Plays	20+	10+	5+	1-4	0	Neg.
Opponent	910	48	150	326	262	248	74

KICKOFF KEY: MF—muffed; NA—no attempt at a return; EZ+—through or over end zone; OSY—Opponent Starting Yardline; ASY—Average Starting Yardline; Ret—averages using returned kicks only. Onsides (OnS), short squibs (SQB) and free kicks are omitted in figuring the above; out-of-bounds are not; returns may not add to team totals due to those credited on on-side kicks; free kicks following safeties NOT included. **FREE KICKS KICKS (Punt Style):** Colorado 0, Opponents 0.

FIRST DOWN TENDENCIES

Team	Rushing			Passing			Overall			Times Gained					Miscellany			Second Half					
	Plays	Yards	Avg.	Plays	Yards	Avg.	Plays	Yards	Avg.	20+	10+	5+	2-	0	Neg.	TD	QBS	TO	FD	2-&10+	Att	Yds	Avg.
COLORADO.....	297	1385	4.7	154	1311	8.5	451	2696	5.98	26	73	177	207	81	36	22	5	5	73	112	213	1199	5.6
Opponents.....	226	1130	5.0	158	808	5.1	384	1938	5.05	17	59	144	172	80	24	13	9	11	55	106	184	857	4.7

*—kept like the NFL in that quarterback sacks are deducted from passing to present the accurate picture.

YARDS GAINED ANALYSIS

Team	1st Down			2nd Down			3rd Down			4th Down			Season			*By Quarter				Opp. Territory			Breakdown		
	Att	Yards	Avg.	Att	Yards	Avg.	Att	Yards	Avg.	Att	Yards	Avg.	Att	Yards	Avg.	1st	2nd	3rd	4th	Att	Yards	Avg.	+	0	-
COLORADO.....	451	2696	6.0	350	1949	5.6	220	1129	5.1	16	28	1.8	1037	5802	5.59	1725	1586	1544	947	466	2437	5.2	733	214	90
Opponents.....	384	1938	5.1	301	1408	4.7	206	829	4.0	19	93	4.9	910	4268	4.69	1039	1123	1236	870	376	1538	4.1	588	248	74

*—Overtime Yards: N/A. Drives In Opponent Territory (minus those with 50+scores): Colorado 98/175 (56.0%, 24.9 yards per drive); Opponent 91/183 (49.7%, 16.9 ypd)

THIRD DOWN EFFICIENCY ANALYSIS

[4th-&1: Colorado 4-4 (3-3 rush, 1-1 pass), Opponents 3-4 (2-3 rush)]

Team	3rd Down and										20+	Rush	Pass	Second Half		Total	Pct.	
	1	2	3	4	5	6	7	8	9	10				11-14	15-19			TD
COLORADO.....	26-34	17-21	7-14	8-16	9-23	9-17	7-21	3-10	2-11	8-22	2-20	0-5	0-6	46-89	52-131	47-119	98-220	44.5
Opponents.....	7-10	11-17	9-18	9-19	6-17	4-24	4-21	5-16	2-9	2-20	4-17	2-14	0-4	28-57	37-149	36-116	65-206	31.6

AVERAGE YARDS TO GO: Colorado 6.3 (220/1379); Opponents 7.4 (206/1528). **SECOND DOWN EFFICIENCY:** Colorado 116-350 (33.1%; 1-4 yds: 49-80); Opponent 80-301 (26.6%; 1-4 yds: 27-47).

TURNOVER ANALYSIS

Opp/CU Team	TO PTS	(TD,FG)	Pct(Pts)	Own Territory					Opponent Territory					Total (TD*)	By Quarter				Last 2 Min./OT**							
				EZ/G-10	11-20	21-30	31-40	41-50	49-40	39-30	29-20	19-10	9-G/EZ		1st	2nd	3rd	4th	OT	1st-H	2nd-H					
COLORADO.....	19	57	(6,5)	21.4	(266)	0	1	1	7	3	0	4	1	2	0	=	19	(1)	5	3	8	3	0	1	(1)	0
Opponents.....	26	64	(7,5)	15.0	(427)	0	3	0	3	4	3	3	4	2	4	=	26	(3)	4	5	8	9	0	2	(1)	4

First Offensive Play After Gaining TO: Colorado 22-118, 5.4 avg., 67 long, 1 TD (18-43 rush/4-3-0, 75, 1 TD pass); Opponent: 18-141, 7.9 avg., 41 long, 1 TD (9-112 rush/8-5-0, 37 pass; 1 QBS-[8]).

*—interception or fumble returns for a touchdown; **—number in parenthesis is number of turnovers in last 2-minutes while team is protecting lead or trying to tie or go ahead.

YARDS LOST DUE TO PENALTIES

	Colorado	Opponent
Times Penalized After Offensive Gain.....	6	10
Yards Lost Due To Penalties.....	84	45
Touchdowns Cost (Field Goals Cost).....	0 (0)	0 (0)
First Downs Lost.....	4	0

GOAL-TO-GO SITUATIONS

Team	Summary							GTG Plays				1-Yard Line	
	Total	TD	FG	FGA	TO	DWN	CLK	ROC	Plays	TDs	Pct.	Plays	TDs
COLORADO.....	30	22	5	3	0	0	0	(0)	63	22	34.9	18	10
OPPONENTS.....	20	14	4	0	2	0	0	(0)	42	14	33.3	4	3

EXPANDED PUNTING

Player	Punts	Yards	Avg.	Spot	No.	Ret.	Return	Avg.	Long	Pct. Not Returned	Net Avg.	In20 / 15 / 10 / 5					TB	FC	60+	Inside Own 25			Opp Terr. No.-Yards (In20)	Adjusted 50 & Out		
												10	5	0	No.	Yds.				Avg.	No.	Yds.		Avg.		
ALEX KINNEY	66	2723	41.26	C33	25	308	12.3	55t	62.1	35.38	15	8	5	0	4	26	0	18	747	41.5	9-335	(5)	57	2388	41.9	

Average Spot—yardline where punts average from: Kinney 66/2162. Left-footed punts: 1-33 (33.0 avg., 0 In20)

AVERAGE STARTING FIELD POSITION

	Colorado	Opponent
Drives Started.....	181	183
Cumulative Starting Yardlines.....	5225	5642
Average Field Position.....	C29	O31
Drives Started In Plus Territory.....	20	23
Scores/TD,FG.....	12/6,6	16/8,8
FGA/Punts/Downs/Clock.....	1/2/2/0	3/1/1/0
Turnovers/Ran Out Clock.....	2/1	1/1
Points.....	60	80
Drives Started Inside/At Own 20.....	55 (38/17)	43 (31/12)
Points Scored (TD/FG).....	79 (10/3)	21 (3/0)

FIRST DOWNS EARNED

Player	Rush	Pass	Rec.	—	Total (3/4)
PHILLIP LINDSAY.....	58	0	17	—	75 (18)
STEVEN MONTEZ.....	14	47	0	—	61 (21)
DEVIN ROSS.....	1	0	32	—	33 (11)
SHAY FIELDS.....	1	0	30	—	31 (12)
KYLE EVANS.....	23	0	5	—	28 (13)
BRYCE BOBO.....	0	1	24	—	25 (7)
JAY MacINTYRE.....	0	1	16	—	17 (7)
KABION ENTO.....	0	0	7	—	7 (3)
DONOVAN LEE.....	3	0	2	—	5 (2)
JORDAN GEHRKE.....	1	3	0	—	4 (3)
MICHAEL ADKINS II.....	2	0	0	—	2 (1)
BEAU BISHARAT.....	1	0	0	—	1 (0)
JOEY HALL.....	0	0	1	—	1 (1)
CHRIS HILL.....	0	0	1	—	1 (0)
JOHNNY HUNTLEY.....	0	0	1	—	1 (1)
ANTHONY JULMISSE.....	1	0	0	—	1 (0)
TROY LEWIS.....	1	0	0	—	1 (0)
LEE WALKER.....	0	0	1	—	1 (0)

FUMBLES

Player	No-Lost
EVANS.....	1-0
JULMISSE.....	1-0
MONTEZ.....	1-0
ROSS.....	1-0
BISHARAT.....	1-1
MacINTYRE.....	3-2
LINDSAY.....	4-2
LIUFAU.....	7-4
TEAM TOTAL.....	19-9

SCORING PERCENTAGE INSIDE-THE-20 (Red Zone)

	Colorado	Opponent
Times Penetrated Opponent 20.....	57	41
Total Scores.....	51	31
Touchdowns (Rush/Pass).....	37 (27/10)	22 (11/11)
Field Goals-Attempts.....	14-19	9-14
Turnovers/Downs/Punts/Clock.....	0/1/0/0	4/1/0/0
Scores From Outside The RZ/TD,FG.....	16/13,3	12/5,7
Scoring Percentage (TD Pct.).....	89.5 (64.9)	75.6 (53.7)
Total Red Zone Plays/Yards (Avg.).....	155/538 (3.5)	96/305 (3.2)
Third Down Efficiency.....	11-29/37.9	7-23/30.4
Fourth Down Efficiency.....	2-3/66.7	2-3/66.7
*Ran Out Clock Not Trying To Score.....	0	1

(*—not included in total count above; the 20 IS NOT in the Red Zone)

MISCELLANEOUS

	Colorado	Opponent
Points Scored Last 2 Minutes (Total/1st, 2nd)	34/27,7	17/10,7



2016 UNIVERSITY OF COLORADO FOOTBALL HONORS



BUFFALOES ON NATIONAL AWARD LISTS

(Watch Lists/Official Nominations)

- Bear Bryant Coach of the Year Award:** Mike MacIntyre (one of 23 on official watch list)
- Chuck Bednarik Award** (defensive player of the year): **CB Chidobe Awuzie**, **OLB Jimmie Gilbert** (two of 91 on official watch list)
- Earl Campbell Tyler Rose Award** (most outstanding offensive player with ties to state of Texas): **SE Sean Irwin** (one of 41 players on official watch list)
- Dante Hall Award** (most impactful "little big man" under 6-foot tall): **TB Kyle Evans** (one of 39 players on official watch list)
- Paul Hornung Award** (most versatile player): **WR Donovan Lee** (one of 43 on official watch list)
- Bronko Nagurski Award** (defensive player of the year): **CB Chidobe Awuzie**, **OLB Jimmie Gilbert** (two of 89 on official watch list)
- Senior Bowl Watch List** (January 28 all-star game): **CB Chidobe Awuzie**, **Tedric Thomson**, **Josh Tupou**
- Jim Thorpe Award** (top defensive back): **CB Chidobe Awuzie** (one of 39 on official watch list)
- Doak Walker** (top running back): **TB Phillip Lindsay** (one of 77 on official watch list)
- Danny Wuerffel Award** (athletic, academic & community achievement): **QB Sefo Liufau** (one of 88 on official watch list)
- Polynesian Player of the Year** (most outstanding player of Polynesian Ancestry): **QB Sefo Liufau**, **DT Josh Tupou** (two of 38 players on official watch list)

ALL-AMERICAN

- OLB JIMMIE GILBERT** (second-team: collegesportsmadness.com; third-team: Associated Press)
- SS TEDRIC THOMPSON** (second-team: CBSSports.com)

FRESHMAN ALL-AMERICAN

- OG TIM LYNOTT, Jr.** (first-team: USA Today)

ALL-PAC-12 CONFERENCE

- CB CHIDOBE AWUZIE** (first-team: Associated Press; second-team: Pac-12 Coaches, Phil Steele's College Football)
- OLB JIMMIE GILBERT** (first-team: Associated Press, Pac-12 Coaches, collegefootballnews.com, Phil Steele's College Football)
- ST RYAN MOELLER** (first-team: Pac-12 Coaches)
- SS TEDRIC THOMPSON** (first-team: Associated Press, collegefootballnews.com, Phil Steele's College Football; second-team: Pac-12 Coaches)



OG Tim Lynott, Jr.

- OT JEROMY IRWIN** (second-team: Pac-12 Coaches; third-team: Phil Steele's College Football)
- TB PHILLIP LINDSAY** (first-team: collegefootballnews.com, Phil Steele's College Football; second-team: Pac-12 Coaches)
- CB AHKELLO WITHERSPOON** (second-team: Associated Press, Pac-12 Coaches; third-team: Phil Steele's College Football)
- WR BRYCE BOBO** (honorable mention: Pac-12 Coaches)
- DE JORDAN CARRELL** (third-team: Phil Steele's College Football; honorable mention: Pac-12 Coaches)
- WR SHAY FIELDS** (third-team: Phil Steele's College Football; honorable mention: Pac-12 Coaches)
- C ALEX KELLEY** (third-team: Phil Steele's College Football; honorable mention: Pac-12 Coaches)
- OG GERRAD KOUGH** (honorable mention: Pac-12 Coaches)
- QB SEFO LIUFAU** (third-team: Phil Steele's College Football; honorable mention: Pac-12 Coaches)
- ILB KENNETH OLUGBODE** (second-team: Phil Steele's College Football; honorable mention: Pac-12 Coaches)
- WR DEVIN ROSS** (honorable mention: Pac-12 Coaches)
- DT JOSH TUPOU** (honorable mention: Pac-12 Coaches)
- COACH OF THE YEAR:** Mike MacIntyre, Colorado (Associated Press, Pac-12 Coaches)

MIDSEASON ALL-PAC-12

- CB CHIDOBE AWUZIE** (ESPN.com)
- OLB JIMMIE GILBERT** (ESPN.com)
- C ALEX KELLEY** (ESPN.com)
- OG GERRAD KOUGH** (ESPN.com)

COLORADO CHAPTER / NFF COLLEGE FOOTBALL HALL OF FAME ALL-COLORADO TEAM

- MIKE MacINTYRE**, Coach of the Year
- CB CHIDOBE AWUZIE** (first-team)
- OLB JIMMIE GILBERT** (first-team)
- OT JEROMY IRWIN** (first-team)
- TB PHILLIP LINDSAY** (first-team)
- ILB KENNETH OLUGBODE** (first-team)
- SS TEDRIC THOMPSON** (first-team)
- DE JORDAN CARRELL** (second-team)
- WR SHAY FIELDS** (second-team)
- C ALEX KELLEY** (second-team)
- QB SEFO LIUFAU** (second-team)
- WR DEVIN ROSS** (second-team)
- DT JOSH TUPOU** (second-team)
- CB AHKELLO WITHERSPOON** (second-team)

PAC-12 PLAYERS OF THE WEEK

- QB SEFO LIUFAU** (Sept. 2, Offensive vs. Colorado State: 33-23-0, 318, 1 TD passing; 14-66 rushing; 384 yards total offense; 17 FDE)
- QB STEVEN MONTEZ** (Sept. 24, Offensive at Oregon: 32-23-2, 333, 2 TD passing; 21-135, 1 TD rushing; 468 yards total offense; 23 FDE in first career start)
- PK DAVIS PRICE** (Oct. 1, Special Teams vs. Oregon State: 2-2 FG (54 & 22 yards), 5-5 FG, 11 points, 8 KO/4 TD; longest FG by a freshman in school history)
- TB PHILLIP LINDSAY** (Oct. 15, Offensive vs. Arizona State: 26-219, 3 TD rushing; 4-20 receiving; 10 first downs earned)
- SS TEDRIC THOMPSON** (Oct. 22, Defensive at Stanford: 12 tackles (four solo), two interceptions-returned 30 yards, one third down stop, one touchdown save)
- CB ISAIAH OLIVER** (Nov. 3, Special Teams vs. UCLA: 5-124, 1 TD punt returns; longs of 68 (TD) and 42, first CU punt return for a TD since 2005)
- QB SEFO LIUFAU** (Nov. 19, Offensive vs. Washington State: 41-27-0, 345, 0 TD passing; 23-108, 3 td passing; 453 yards total offense; 22 FDE)
- CB NICK FISHER** (Nov. 19, Defensive vs. Washington State: 4,2-6 TT, 4 third down stops (one on fourth down), 1 PBU)
- SS TEDRIC THOMPSON** (November 26, Defensive vs. Utah: 4 tackles (four solo), two interceptions, four third down stops (one fourth), four PBU's)



ROSE BOWL PAC-12 PLAYER OF THE WEEK

- QB STEVEN MONTEZ** (Sept. 24 at Oregon: 32-23-2, 333, 2 TD passing; 21-135, 1 TD rushing; 468 yards total offense; 23 FDE in first career start)
- QB SEFO LIUFAU** (Nov. 19 vs. Washington State: 41-27-0, 345, 1 TD passing; 23-108, 3 td passing; 453 yards total offense; 22 FDE)

NFF/COLORADO CHAPTER STATE OF COLORADO PLAYER OF THE WEEK

- QB STEVEN MONTEZ** (Sept. 24 at Oregon: 32-23-2, 333, 2 TD passing; 21-135, 1 TD rushing; 468 yards total offense; 23 FDE in first career start)
- WR SHAY FIELDS** (Oct. 1 vs. Oregon State: 7-169 receiving, 3 TD (covering 51, 33 and 63 yards), 5 FDE)
- TB PHILLIP LINDSAY** (Oct. 15 vs. Arizona State: 26-219, 3 TD rushing; 4-20 receiving; 10 first downs earned)
- QB SEFO LIUFAU** (Nov. 19 vs. Washington State: 41-27-0, 345, 1 TD passing; 23-108, 3 td passing; 453 yards total offense; 22 FDE)
- SS TEDRIC THOMPSON** (Nov. 26 vs. Utah: 4 tackles (four solo), two interceptions, four third down stops (one fourth), four PBU's)

SCOUT.COM PAC-12 PLAYER OF THE WEEK

- QB SEFO LIUFAU** (Sept. 2 Colorado State: 33-23-0, 318, 1 TD passing; 14-66 rushing; 384 yards total offense; 17 FDE)

COLLEGESPORTSMADNESS.COM NATIONAL PLAYER OF THE WEEK

- QB STEVEN MONTEZ** (Sept. 24 at Oregon: 32-23-2, 333, 2 TD passing; 21-135, 1 TD rushing; 468 yards total offense; 23 FDE in first career start)

COLLEGESPORTSMADNESS.COM PAC-12 PLAYER OF THE WEEK

- QB STEVEN MONTEZ** (Sept. 24, Offensive at Oregon: 32-23-2, 333, 2 TD passing; 21-135, 1 TD rushing; 468 yards total offense; 23 FDE in first career start)
- TB PHILLIP LINDSAY** (Oct. 15, Offensive vs. Arizona State: 26-219, 3 TD rushing; 4-20 receiving; 10 first downs earned)
- SS TEDRIC THOMPSON** (Oct. 22, Defensive at Stanford: 12 tackles (four solo), two interceptions-returned 30 yards, one third down stop, one touchdown save)
- ILB KENNETH OLUGBODE** (Nov. 3, Defensive vs. UCLA: seven tackles (three solo, one for a loss), one third down stop, 51-yard interception return)
- SS TEDRIC THOMPSON** (November 26, Defensive vs. Utah: 4 tackles (four solo), two interceptions, four third down stops (one fourth), four PBU's)

COLLEGE FOOTBALL PERFORMANCE AWARDS NATIONAL PLAYER OF THE WEEK

- TB PHILLIP LINDSAY** (honorable mention: Oct. 15, vs. Arizona State: 26-219, 3 TD rushing; 4-20 receiving; 10 first downs earned)
- QB SEFO LIUFAU** (honorable mention: November 19 vs. Washington State: 41-27-0, 345, 1 TD passing; 23-108, 3 td passing; 453 yards total offense; 22 FDE)

ALLSTATE SUGAR BOWL MANNING AWARD STARS OF THE WEEK (eight selected weekly)

- QB STEVEN MONTEZ** (honorable mention: Sept. 24 at Oregon: 32-23-2, 333, 2 TD passing; 21-135, 1 TD rushing; 468 yards total offense; 23 FDE in first career start)
- QB SEFO LIUFAU** (honorable mention: Nov. 19 vs. Washington State: 41-27-0, 345, 1 TD passing; 23-108, 3 td passing; 453 yards total offense; 22 FDE)

DAVEY O'BRIEN AWARD "GREAT EIGHT" NATIONAL AWARD WINNERS (eight selected weekly)

- QB SEFO LIUFAU** (Sept. 2 vs. Colorado State: 33-23-0, 318, 1 TD passing; 14-66 rushing; 384 yards total offense; 17 FDE)
- QB STEVEN MONTEZ** (honorable mention: Sept. 24 at Oregon: 32-23-2, 333, 2 TD passing; 21-135, 1 TD rushing; 468 yards total offense; 23 FDE in first career start)



CB Ahkello Witherspoon

ESPN HELMET STICKERS

- TB PHILLIP LINDSAY** (Oct. 15 vs. Arizona State: 26-219, 3 TD rushing; 4-20 receiving; 10 first downs earned)
- QB SEFO LIUFAU** (honorable mention: Nov. 19 vs. Washington State: 41-27-0, 345, 1 TD passing; 23-108, 3 td passing; 453 yards total offense; 22 FDE)

JIM THORPE AWARD DEFENSIVE BACK OF THE WEEK

- CB AHKELLO WITHERSPOON** (honorable mention; Sept. 24 at Oregon: 3, 2—5 TT, 3DS, PBU, INT, the latter with :48 left in the end zone)

EARL CAMPBELL-TYLER ROSE AWARD NATIONAL PLAYER OF THE WEEK

- QB STEVEN MONTEZ** (honorable mention: Sept. 24 at Oregon: 32-23-2, 333, 2 TD passing; 21-135, 1 TD rushing; 468 yards total offense; 23 FDE in first career start)
- QB STEVEN MONTEZ** (honorable mention: Oct. 1 vs. Oregon State: 27-19-0, 293, 3 TD passing; 4-28 rushing; 321 yards total offense; 13 FDE in first career start)

CU ATHLETES-OF-THE-WEEK

- QB SEFO LIUFAU** (August 29-September 4; vs. Colorado State: 33-23-0, 318, 1 TD passing; 14-66 rushing; 384 yards total offense; 17 FDE)
- QB SEFO LIUFAU** (September 12-18; at Michigan: 25-16-0, 246, 3 TD passing; 8-4 rushing; 250 yards total offense; 1-14 receiving; 9 FDE)
- QB STEVEN MONTEZ** (September 19-25; at Oregon: 32-23-2, 333, 2 TD passing; 21-135, 1 TD rushing; 468 yards total offense; 23 FDE in first career start)
- OLB JIMMIE GILBERT** (Sept. 26-Oct. 2; vs. Oregon State: 7 tackles (7 solo, two quarterback sacks), three hurries, two forced fumbles, third down stop)
- WRBRYCE BOBO** (October 3-9; at Southern California: 10-83 receiving, 1-1, 67 passing 1 TD)
- TB PHILLIP LINDSAY** (October 10-16; vs. Arizona State: 26-219, 3 TD rushing, 4-20 receiving)
- SS TEDRIC THOMPSON** (October 17-23; at Stanford: 12 tackles (4 solo), two interceptions, one third down stop)
- CB ISAIAH OLIVER** (Oct. 31-Nov. 6; vs. UCLA: 5-124, 1 TD (68 yards) in punt returns; two tackles, two PBU's, one third down stop)
- QB SEFO LIUFAU** (November 14-20; vs. Washington State: 41-27-0, 345, 0 TD passing; 23-108, 3 TD rushing; 453 yards total offense, 22 FDE)
- ILBKENNETH OLUGBODE** (Nov. 28-Dec. 4; vs. Washington/Pac-12 Championship: 14 tackles (10 solo, two for zero, one-half quarterback sack, one third down stop)
- TB PHILLIP LINDSAY** (December 25-31; vs. Oklahoma State in Alamo Bowl: 14-63, 0 TD rushing, 6-103, 0 TD receiving)



FWAA NATIONAL TEAM OF THE WEEK

COLORADO (**honorable mention:** Sept. 24 at Oregon [Won, 41-38]: Steven Montez recorded the first 300-yard passing/100-yard rushing game in school history (333 and 135, respectively), and CU held off an Oregon rally with an interception in its own end zone by Ahkello Witherspoon in the final minute to earn a signature road win in its Pac-12 opener.)

NATIONAL COACH OF THE YEAR AWARDS

IKE MacINTYRE (*winner: Walter Camp; Bobby Dodd Trophy, ESPN Home Depot, Associated Press, FWAA/Eddie Robinson, AFCA, SB Nation; Scout.com; finalist: Bear Bryant, Maxwell*). Also: AFCA Region V Coach of the Year.

AFCA COMEBACK COACH OF THE YEAR AWARD

MIKE MacINTYRE (*winner*)

BOBBY DODD TROPHY COACH OF THE WEEK

MIKE MacINTYRE (*one of 18 head coaches named to the award's midseason watch list; National Coach of the Week for Nov. 20-26*)

BROYLES AWARD / ASSISTANT COACH OF THE YEAR

JIM LEAVITT, Defensive Coordinator/Linebackers (*one of five finalists*)

FOOTBALLSCOOP ASSISTANT COACHES OF THE YEAR

Defensive Backs: Charles Clark & Joe Tumpkin (*winners*)
Offensive Coordinators: Darrin Chiaverini/Brian Lindgren (*tandem is one of eight finalists*)

COACHINGSEARCH.COM ASSISTANT COACH OF THE WEEK

BRIAN LINGREN, Quarterbacks (Week 4; September 24 at Oregon)
JIM LEAVITT, Linebackers (Week 7; October 15 vs. Arizona State)
CHARKES CLARK, Defensive Backs (Week 8; October 22 at Stanford)
BRIAN LINDGREN, Quarterbacks (Week 12; November 19 vs. Washington St.)
JOE TUMPKIN, Safeties (Week 13; November 26 vs. Utah)

ALLSTATE AFCA GOOD WORKS TEAM

OLB DEREK McCARTNEY (*Jr.; bone marrow match and donated through the Be the Match national program*)

NFF/COLLEGE FOOTBALL HALL OF FAME 2016 INDUCTEE

DE HERB ORVIS (*played at Colorado from 1969-71; recorded 20 career sacks and went on to enjoy a 10-year career in the National Football League*)

POLYNESIAN PLAYER OF THE YEAR

QB SEFO LIUFAU (*winner*)

POLYNESIAN FOOTBALL HALL OF FAME 2017 INDUCTEE

OG CHRIS NAEOLE (*Colorado, 1992-96; NFL: New Orleans, Jacksonville 1997-2008, 12 years, Hawaiian ancestry*)

PAC-12 ALL-ACADEMIC TEAM

PK CHRIS GRAHAM (**honorable mention:** Integrative Physiology, 3.19 GPA)
DE AARON HAIGLER (**honorable mention:** Arts & Sciences, 3.05 GPA)
DE AARON HOWARD (**honorable mention:** Psychology/Leadership Studies, 3.56 GPA)
P ALEX KINNEY (**honorable mention:** Business, 3.02 GPA)
ILB RYAN SEVERSON (**honorable mention:** Business, 3.44 GPA)

NATIONAL FOOTBALL FOUNDATION SCHOLAR-ATHLETE NOMINEE

ILB RYAN SEVERSON (*Business—Administration, Operations Management: 3.43 grade point average*)

NFF HAMPSHIRE HONOR SOCIETY

(Seniors from all divisions of play who each maintained a cumulative 3.2 GPA or better throughout their college career.)

ILB RYAN SEVERSON (*Business—Administration, Operations Management: 3.43 grade point average*)

COLORADO CHAPTER/NFF ACADEMIC ALL-COLORADO TEAM

DB LUCAS COOPER (**first-team:** Business, 3.37 GPA)
DE AARON HOWARD (**first-team:** Psychology & Leadership Studies, 3.58 GPA)
DE DEREK McCARTNEY (**first-team:** Integrative Physiology, 3.43 GPA)
ILB RYAN SEVERSON (**first-team:** Business-Management, 3.44 GPA)
TB MICHAEL ADKINS (**honorable mention:** Business, 3.12 GPA)
TE CHRIS BOUNDS (**honorable mention:** Business, 3.00 GPA)
FB GEORGE FRAZIER (**honorable mention:** Ethnic Studies, 3.01 GPA)
PK CHRIS GRAHAM (**honorable mention:** Integrative Physiology, 3.17 GPA)
OT AARON HAIGLER (**honorable mention:** Business, 3.15 GPA)
P ALEX KINNEY (**honorable mention:** Environmental Studies, 3.03 GPA)
PK DAVIS PRICE (**honorable mention:** Business-Finance, 3.11 GPA)

COLORADO TEAM AWARDS

(Selected by coaches unless otherwise indicated)


Zack Jordan Award (most valuable player): CB Chidobe Awuzie and QB Sefo Liufau

John Mack Award (outstanding offensive players): TB Phillip Lindsay

Dave Jones Award (outstanding defensive players): SS Tedric Thompson

Bill McCartney Award (special teams achievement): TB Beau Bisharat and CB Isaiah Oliver

Lee Willard Award (outstanding freshmen): OG Tim Lynott, Jr., and QB Steven Montez



QB Steven Montez



Offensive Scout Player of the Year: QB Casey Marksberry
Defensive Scout Players of the Year: DE Sam Bennion and DB Lucas Cooper
Dean Jacob Van Ek Award (academic excellence): OL Isaac Miller
Derek Singleton Award (spirit/dedication/enthusiasm): TB Phillip Lindsay
Tyronee “Tiger” Bussey Award (inspiration in the face of physical adversity): ILB Addison Gillam
Tom McMahon Award (dedication/work ethic): ILB Kenneth Olugbode
Eddie Crowder Award (outstanding team leadership): TE George Frazier
Offensive Trench Award: OT Jeremy Irwin
Defensive Trench Award: OLB Jimmie Gilbert and DT Josh Tupou
Hammer Award (hardest legal hit of the year): TE Sean Irwin
Best Interview (selected by team beat media): TB Phillip Lindsay
Buffalo Heart Award (selected by the fans): QB Sefo Liufau



OT Jeremy Irwin

POSTSEASON ALL-STAR GAMES

- CB CHIDOBE AWUZIE** (Senior Bowl)
- OLB JIMMIE GILBERT** (East-West Shrine Game)
- QB SEFO LIUFAU** (Senior Bowl)
- ILB KENNETH OLUGBODE** (East-West Shrine Game)
- SS TEDRIC THOMPSON** (East-West Shrine Game)
- DT JOSH TUPOU** (East-West Shrine Game)
- CB AHKELLO WITHERSPOON** (East-West Shrine Game)

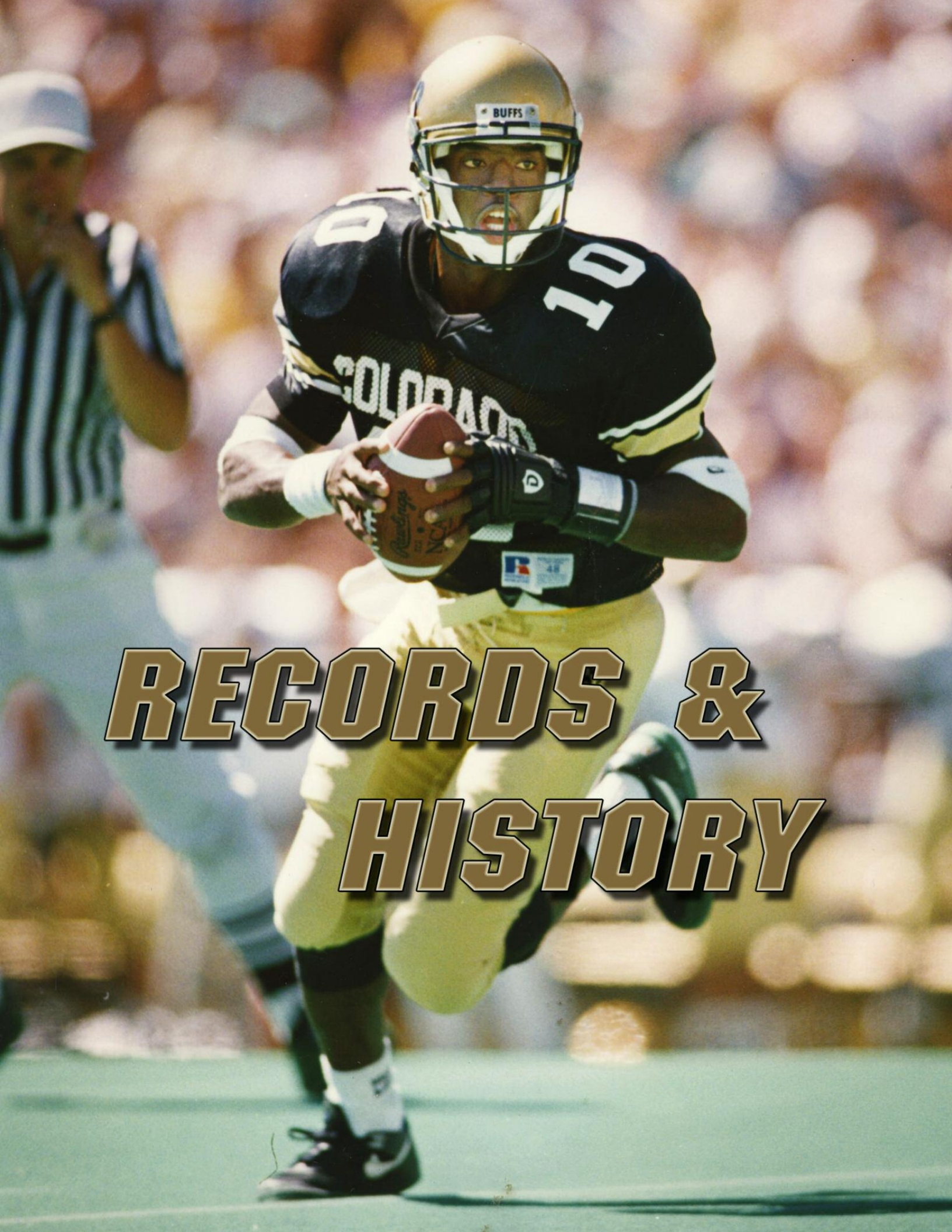
2016 GAME-BY-GAME STARTERS

Here were CU’s starters for the 2016 season (**bold** indicated first career start):

OFFENSE	WR (X)	WR (Z)	WR (H)	LT	LG	C	RG	RT	TE	QB	TB
Colorado State	Bobo	Fields	Ross	J. Irwin	Kough	Kelley	Lynott	Kronshage	MacIntyre (WR)	Liufau	Lindsay
Idaho State	Bobo	Fields	Ross	J. Irwin	Kough	Wiefels	Lynott	Kronshage	MacIntyre (WR)	Liufau	Lindsay
Michigan	Bobo	Fields	Ross	J. Irwin	Kough	Kelley	Lynott	Haigler	S. Irwin	Liufau	MacIntyre (WR)
Oregon	Bobo	Fields	Ross	J. Irwin	Kough	Kelley	Lynott	Haigler	S. Irwin	Montez	Lindsay
Oregon State	Bobo	Fields	Ross	J. Irwin	Kough	Kelley	Lynott	Kronshage	MacIntyre (WR)	Montez	Lindsay
Southern California	Bobo	Fields	Ross	J. Irwin	Kough	Kelley	Lynott	Kronshage	MacIntyre (WR)	Montez	Lindsay
Arizona State	Bobo	Fields	Ross	J. Irwin	Kough	Kelley	Lynott	Kronshage	MacIntyre (WR)	Liufau	Lindsay
Stanford	Bobo	Fields	Ross	J. Irwin	Kough	Kelley	Lynott	Kronshage	Keeney	Liufau	Lindsay
UCLA	Bobo	Fields	Ross	J. Irwin	Kough	Kelley	Lynott	Kronshage	MacIntyre (WR)	Liufau	Lee (WR)
Arizona	Bobo	Fields	Ross	Callahan	Kough	Kelley	Lynott	Haigler	MacIntyre (WR)	Liufau	Lindsay
Washington State	Bobo	Fields	Ross	J. Irwin	Huckins	Kelley	Lynott	Haigler	Frazier	Liufau	Lindsay
Utah	Ento	Fields	Ross	J. Irwin	Huckins	Kelley	Lynott	Haigler	S. Irwin	Liufau	Lindsay
Washington	Bobo	Fields	Ross	J. Irwin	Huckins	Kelley	Lynott	Haigler	MacIntyre (WR)	Liufau	Lindsay
Oklahoma State	Bobo	Fields	Ross	J. Irwin	Kough	Kelley	Lynott	Haigler	MacIntyre (WR)	Liufau	Lindsay

DEFENSE	OLB	DE	NT	DE	OLB	JLB	MLB	LCB	SS	FS	RCB
Colorado State	McCartney	Carrell	Tupou	Kafovalu	Gilbert	Olugbode	Gamboa	Awuzie	Thompson	Laguda	Witherspoon
Idaho State	Shaver	Carrell	Tupou	Kafovalu	Gilbert	Olugbode	Gamboa	Awuzie	Thompson	Laguda	Witherspoon
Michigan	McCartney	Carrell	Tupou	Kafovalu	Gilbert	Olugbode	Gamboa	Awuzie	Thompson	Laguda	Witherspoon
Oregon	Moeller	Carrell	Tupou	Kafovalu	Gilbert	Olugbode	Gamboa	Awuzie	Thompson	Laguda	Oliver
Oregon State	Moeller (N)	Carrell	Tupou	Kafovalu	Gilbert	Olugbode	Gamboa	Awuzie	Thompson	Laguda	Witherspoon
Southern California	Moeller (N)	Carrell	Tupou	Jackson	Gilbert	Olugbode	Gamboa	Awuzie	Thompson	Laguda	Witherspoon
Arizona State	Moeller (N)	Carrell	Tupou	Kafovalu	Gilbert	Olugbode	Gamboa	Awuzie	Thompson	Laguda	Witherspoon
Stanford	Moeller (N)	Carrell	Tupou	Kafovalu	Gilbert	Olugbode	Gamboa	Awuzie	Thompson	Laguda	Witherspoon
UCLA	Moeller (N)	Carrell	Tupou	Kafovalu	Gilbert	Olugbode	Gamboa	Awuzie	Thompson	Laguda	Witherspoon
Arizona	Moeller (N)	Carrell	Tupou	Kafovalu	Gilbert	Olugbode	Gamboa	Awuzie	Thompson	Laguda	Witherspoon
Washington State	Moeller (N)	Carrell	Tupou	Kafovalu	Gilbert	Olugbode	Gamboa	Awuzie	Thompson	Laguda	Witherspoon
Utah	Awuzie (N)	Carrell	Tupou	Kafovalu	Gilbert	Olugbode	Gamboa	Oliver	Thompson	Laguda	Witherspoon
Washington	Moeller (N)	Carrell	Tupou	Kafovalu	Gilbert	Olugbode	Gamboa	Awuzie	Thompson	Laguda	Witherspoon
Oklahoma State	Moeller (N)	Carrell	Tupou	Kafovalu	Gilbert	Olugbode	Gamboa	Awuzie	Thompson	Laguda	Oliver

(N)—Nickel back. **CONSECUTIVE STARTS**—Thompson 27, Gamboa 25, Awuzie 22, Olugbode 20. **CAREER STARTS**—Tupou 45, Awuzie 42, Liufau 40, Kelley 38, Thompson 38, Olugbode 37. **PLAYER PARTICIPATION** (dressed/played): Colorado State 89/60; Idaho State 86/71; Michigan 74/56; Oregon 70/56; Oregon State 75/68; USC 70/58; Arizona State 74/57; Stanford 70/57; UCLA 77/57; Arizona 70/62; Washington State 74/58; Utah 78/58; Washington 68/57; Oklahoma State 76//56.



***RECORDS &
HISTORY***



RECORD-BY-SEASON



Season	Head Coach	Conference							Overall					Record			Final Ranking		
		W	L	T	Pct.	Pts	Opp	Rank	W	L	T	Pct.	Pts	Opp	Home	Road	Neutral	AP	Coaches
1890	None	0	4	0	.000	4	217	0-2-0	0-2-0	0-0-0
1891	None	1	4	0	.200	30	106	0-2-0	1-2-0	0-0-0
1892	None	3	2	0	.600	178	64	1-1-0	2-1-0	0-0-0
Colorado Football Association																			
1893	None	1	1	0	.500	54	30	2nd	2	3	0	.400	62	76	1-0-0	1-3-0	0-0-0
1894	Harry Heller	5	0	0	1.000	198	4	1st	8	1	0	.889	288	32	3-0-0	5-1-0	0-0-0
1895	Fred Folsom	3	0	0	1.000	80	10	1st	5	1	0	.833	158	32	3-1-0	2-0-0	0-0-0
1896	Fred Folsom	2	0	0	1.000	80	0	1st	5	0	0	1.000	171	6	3-0-0	2-0-0	0-0-0
1897	Fred Folsom	2	0	0	1.000	44	2	1st	7	1	0	.875	188	10	5-0-0	2-1-0	0-0-0
1898	Fred Folsom	0	2	0	.000	0	34	3rd	4	4	0	.500	150	73	3-1-0	1-3-0	0-0-0
1899	Fred Folsom	2	1	0	.667	93	23	2nd	7	2	0	.778	210	34	3-0-0	4-2-0	0-0-0
1900	T.W. Mortimer	1	2	0	.333	29	32	3rd	6	4	0	.600	150	78	3-2-0	3-2-0	0-0-0
1901	Fred Folsom	2	0	0	1.000	34	2	1st	5	1	1	.786	56	31	4-0-0	1-1-1	0-0-0
1902	Fred Folsom	4	0	0	1.000	75	12	1st	5	1	0	.833	87	22	4-0-0	1-1-0	0-0-0
1903	Dave Cropp	4	0	0	1.000	63	6	1st	8	2	0	.800	197	54	4-2-0	4-0-0	0-0-0
1904	Dave Cropp	3	1	0	.750	136	13	2nd	6	2	1	.722	187	58	3-0-0	3-1-1	0-1-0
1905	Willis Keinholtz	8	1	0	.889	359	28	4-0-0	2-1-0	2-0-0
1906	Frank Castleman	1	1	2	.500	6	6	t-2nd	2	3	4	.444	28	32	2-1-2	0-2-2	0-0-0
1907	Frank Castleman	2	2	0	.500	50	32	3rd	5	3	0	.625	127	64	5-0-0	0-2-0	0-1-0
1908	Fred Folsom	3	0	0	1.000	37	0	t-1st	5	2	0	.714	96	35	2-1-0	3-1-0	0-0-0
Colorado Faculty Athletic Conference																			
1909	Fred Folsom	3	0	0	1.000	82	0	1st	6	0	0	1.000	141	0	3-0-0	2-0-0	1-0-0
Rocky Mountain (Faculty) Athletic Conference																			
1910	Fred Folsom	3	0	0	1.000	74	0	1st	6	0	0	1.000	119	3	4-0-0	2-0-0	0-0-0
1911	Fred Folsom	4	0	0	1.000	59	2	1st	6	0	0	1.000	88	5	4-0-0	1-0-0	1-0-0
1912	Fred Folsom	2	2	0	.500	16	52	t-3rd	6	3	0	.667	147	81	3-1-0	1-2-0	2-0-0
1913	Fred Folsom	3	0	1	.875	66	19	1st	5	1	1	.786	82	33	2-0-1	2-1-0	1-0-0
1914	Fred Folsom	4	1	0	.800	84	19	2nd	5	1	0	.833	111	22	2-0-0	3-0-0	0-1-0
1915	Fred Folsom	0	5	0	.000	15	122	6th	1	6	0	.143	45	168	1-2-0	0-3-0	0-1-0
1916	Bob Evans	1	5	0	.167	40	162	6th	1	5	1	.214	40	162	1-2-1	0-2-0	0-1-0
1917	Bob Evans	4	2	0	.667	54	56	3rd	6	2	0	.750	114	56	3-0-0	2-2-0	1-0-0
1918	Joe Mills	1	2	0	.333	23	27	t-3rd	2	3	0	.400	43	42	2-2-0	0-1-0	0-0-0
1919	Joe Mills	2	3	1	.417	87	96	5th	2	3	1	.417	87	96	1-1-1	1-2-0	0-0-0
1920	Myron Witham	3	1	2	.667	59	21	t-3rd	4	1	2	.714	99	28	0-1-2	3-0-0	1-0-0
1921	Myron Witham	4	0	1	.900	65	28	2nd	4	1	1	.750	65	63	3-0-0	1-1-1	0-0-0
1922	Myron Witham	3	3	0	.500	36	40	t-5th	4	4	0	.500	56	79	2-1-0	1-3-0	1-0-0
1923	Myron Witham	7	0	0	1.000	169	27	1st	9	0	0	1.000	280	27	4-0-0	5-0-0	0-0-0
1924	Myron Witham	5	0	1	.917	124	0	1st	8	1	1	.850	237	13	5-0-0	3-1-1	0-0-0
1925	Myron Witham	5	2	0	.714	142	36	4th	6	3	0	.667	156	45	3-1-0	3-2-0	0-0-0
1926	Myron Witham	2	5	1	.313	52	103	8th	3	5	1	.389	77	103	2-3-1	1-2-0	0-0-0
1927	Myron Witham	4	4	0	.500	129	149	5th	4	5	0	.444	136	195	4-0-0	0-5-0	0-0-0
1928	Myron Witham	5	1	0	.833	110	57	2nd	5	1	0	.833	110	57	2-1-0	3-0-0	0-0-0
1929	Myron Witham	4	1	1	.750	51	56	t-2nd	5	1	1	.786	78	69	3-0-1	2-1-0	0-0-0
1930	Myron Witham	5	1	1	.786	111	68	2nd	6	1	1	.813	120	68	2-1-0	4-0-1	0-0-0
1931	Myron Witham	3	2	0	.600	75	64	t-4th	5	3	0	.625	111	94	4-0-0	1-2-0	0-1-0
1932	William Saunders	2	4	0	.333	63	46	7th	2	4	0	.333	63	46	1-2-0	1-2-0	0-0-0
1933	William Saunders	5	2	0	.714	158	51	4th	7	2	0	.778	183	51	5-0-0	2-2-0	0-0-0
1934	William Saunders	6	1	0	.857	167	40	t-1st	6	1	2	.778	167	40	2-0-1	4-1-1	0-0-0
1935	Bunny Oakes	5	1	0	.833	128	12	1st	5	4	0	.556	140	47	3-2-0	2-2-0	0-0-0
1936	Bunny Oakes	4	2	0	.667	99	35	4th	4	3	0	.571	99	43	2-1-0	2-2-0	0-0-0
1937	Bunny Oakes	7	0	0	1.000	234	20	1st	8	1	0	.889	262	54	6-0-0	2-0-0	0-1-0	17th	...
Mountain States (Skyline) Conference																			
1938	Bunny Oakes	3	2	1	.583	71	51	t-2nd	3	4	1	.438	78	78	2-1-1	1-3-0	0-0-0
1939	Bunny Oakes	5	1	0	.833	106	60	1st	5	3	0	.625	106	110	2-1-0	3-2-0	0-0-0
1940	Frank Potts	4	1	1	.750	162	40	t-2nd	5	3	1	.611	182	106	3-2-0	2-1-1	0-0-0
1941	Jim Yeager	3	2	1	.583	85	106	t-4th	3	4	1	.438	97	161	3-1-0	0-3-1	0-0-0
1942	Jim Yeager	5	1	0	.833	172	47	t-1st	7	2	0	.778	251	73	4-1-0	3-1-0	0-0-0
1943	Jim Yeager	2	0	0	1.000	57	19	1st	5	2	0	.714	134	47	4-1-0	1-1-0	0-0-0
1944	Frank Potts	2	0	0	1.000	66	6	1st	6	2	0	.750	201	72	2-2-0	3-0-0	1-0-0
1945	Frank Potts	3	1	0	.750	61	40	2nd	5	3	0	.625	111	58	2-1-0	3-2-0	0-0-0
1946	Jim Yeager	3	2	1	.583	64	30	t-4th	5	4	1	.550	91	147	4-0-1	1-4-0	0-0-0
1947	Jim Yeager	3	3	0	.500	83	94	t-3rd	4	5	0	.444	90	162	2-2-0	2-3-0	0-0-0
1948	Dallas Ward	2	3	0	.400	97	98	4th	3	6	0	.333	168	164	3-2-0	0-4-0	0-0-0



Season	Head Coach	Conference					Pts	Opp	Rank	Overall					Record			Final Ranking	
		W	L	T	Pct.	Pts				W	L	T	Pct.	Pts	Opp	Home	Road	Neutral	AP
Big Seven Conference																			
1949	Dallas Ward	1	4	0	.200	59	97	6th	3	7	0	.300	129	184	2-3-0	1-4-0	0-0-0
1950	Dallas Ward	2	4	0	.333	127	114	6th	5	4	1	.550	227	172	4-1-0	1-3-1	0-0-0
1951	Dallas Ward	5	1	0	.833	186	136	2nd	7	3	0	.700	289	229	5-0-0	2-3-0	0-0-0
1952	Dallas Ward	2	2	2	.500	111	111	t-4th	6	2	2	.700	246	158	3-0-2	3-2-0	0-0-0
1953	Dallas Ward	2	4	0	.333	126	153	t-4th	6	4	0	.600	201	194	3-2-0	3-2-0	0-0-0
1954	Dallas Ward	3	2	1	.583	116	66	t-3rd	7	2	1	.750	283	91	3-2-0	4-0-1	0-0-0
1955	Dallas Ward	3	3	0	.500	139	126	t-3rd	6	4	0	.600	203	149	4-1-0	2-3-0	0-0-0
1956	Dallas Ward	4	1	1	.750	161	66	2nd	8	2	1	.773	294	143	3-2-0	4-0-1	1-0-0	20th	18th
1957	Dallas Ward	3	3	0	.500	160	93	t-3rd	6	3	1	.650	250	137	3-2-0	3-1-1	0-0-0
Big Eight Conference																			
1958	Dallas Ward	4	2	0	.667	107	75	3rd	6	4	0	.600	207	122	2-3-0	4-1-0	0-0-0
1959	Sonny Grandelius	3	3	0	.500	92	134	t-3rd	5	5	0	.500	144	177	3-3-0	2-2-0	0-0-0
1960	Sonny Grandelius	5	2	0	.714	99	75	2nd	6	4	0	.600	140	133	4-1-0	2-3-0	0-0-0
1961	Sonny Grandelius	7	0	0	1.000	127	39	1st	9	2	0	.818	184	104	5-1-0	4-0-0	0-1-0	7th	7th
1962	Bud Davis	1	6	0	.143	55	278	7th	2	8	0	.200	122	346	2-2-0	0-6-0	0-0-0
1963	Eddie Crowder	2	5	0	.286	80	173	6th	2	8	0	.200	100	245	1-4-0	1-3-0	0-1-0
1964	Eddie Crowder	1	6	0	.143	66	98	7th	2	8	0	.200	101	156	1-4-0	1-4-0	0-0-0
1965	Eddie Crowder	4	2	1	.643	134	93	3rd	6	2	2	.700	163	106	3-1-1	3-1-1	0-0-0	...	20th
1966	Eddie Crowder	5	2	0	.714	165	92	2nd	7	3	0	.700	191	132	3-2-0	4-1-0	0-0-0
1967	Eddie Crowder	5	2	0	.714	137	72	t-2nd	9	2	0	.818	245	113	4-1-0	4-1-0	1-0-0	14th	13th
1968	Eddie Crowder	3	4	0	.429	157	169	t-4th	4	6	0	.400	220	244	3-2-0	1-4-0	0-0-0
1969	Eddie Crowder	5	2	0	.714	161	146	3rd	8	3	0	.727	276	227	5-0-0	2-3-0	1-0-0	16th	...
1970	Eddie Crowder	3	4	0	.429	200	148	4th	6	5	0	.545	309	206	3-2-0	3-2-0	0-1-0	...	16th
1971	Eddie Crowder	5	2	0	.714	181	138	3rd	10	2	0	.833	370	220	5-0-0	4-2-0	1-0-0	3rd	7th
1972	Eddie Crowder	4	3	0	.571	158	145	t-3rd	8	4	0	.667	313	206	5-1-0	3-2-0	0-1-0	16th	t-14th
1973	Eddie Crowder	2	5	0	.286	116	163	t-6th	5	6	0	.455	240	250	3-2-0	2-4-0	0-0-0
1974	Bill Mallory	3	4	0	.429	160	186	5th	5	6	0	.455	226	307	3-2-0	2-4-0	0-0-0
1975	Bill Mallory	5	2	0	.714	174	166	3rd	9	3	0	.750	331	251	6-0-0	3-2-0	0-1-0	16th	...
1976	Bill Mallory	5	2	0	.714	189	140	t-1st	8	4	0	.667	305	225	5-1-0	3-2-0	0-1-0	16th	16th
1977	Bill Mallory	3	3	1	.500	124	146	4th	7	3	1	.682	266	174	5-1-0	1-3-1	0-0-0
1978	Bill Mallory	2	5	0	.286	112	178	7th	6	5	0	.545	230	206	5-3-0	1-2-0	0-0-0
1979	Chuck Fairbanks	2	5	0	.286	123	168	t-5th	3	8	0	.273	168	274	1-5-0	2-3-0	0-0-0
1980	Chuck Fairbanks	1	6	0	.143	97	282	t-7th	1	10	0	.091	160	451	1-5-0	0-5-0	0-0-0
1981	Chuck Fairbanks	2	5	0	.286	59	213	7th	3	8	0	.273	141	322	3-3-0	0-5-0	0-0-0
1982	Bill McCartney	1	5	1	.214	115	212	t-6th	2	8	1	.227	160	301	1-6-0	1-2-1	0-0-0
1983	Bill McCartney	2	5	0	.286	163	275	t-6th	4	7	0	.364	252	342	3-3-0	1-4-0	0-0-0
1984	Bill McCartney	1	6	0	.143	101	225	7th	1	10	0	.091	172	364	1-5-0	0-5-0	0-0-0
1985	Bill McCartney	4	3	0	.571	140	78	3rd	7	5	0	.583	228	174	4-2-0	3-2-0	0-1-0
1986	Bill McCartney	6	1	0	.857	165	80	2nd	6	6	0	.500	242	193	3-3-0	3-2-0	0-1-0
1987	Bill McCartney	4	3	0	.571	175	120	4th	7	4	0	.636	268	180	4-2-0	3-2-0	0-0-0
1988	Bill McCartney	4	3	0	.571	181	108	4th	8	4	0	.667	322	196	4-2-0	4-1-0	0-1-0
1989	Bill McCartney	7	0	0	1.000	297	89	1st	11	1	0	.917	458	171	6-0-0	5-0-0	0-1-0	4th	4th
1990	Bill McCartney	7	0	0	1.000	266	113	1st	11	1	1	.885	399	229	6-0-0	4-1-0	1-0-1	1st	2nd
1991	Bill McCartney	6	0	1	.929	181	93	t-1st	8	3	1	.708	329	180	4-1-1	4-1-0	0-1-0	20th	20th
1992	Bill McCartney	5	1	1	.786	175	111	2nd	9	2	1	.792	340	224	5-0-1	4-1-0	0-1-0	13th	13th
1993	Bill McCartney	5	1	1	.786	180	109	2nd	8	3	1	.708	368	250	4-2-0	3-1-1	1-0-0	16th	16th
1994	Bill McCartney	6	1	0	.857	234	124	2nd	11	1	0	.917	439	235	6-0-0	4-1-0	1-0-0	3rd	3rd
1995	Rick Neuheisel	5	2	0	.714	226	178	t-2nd	10	2	0	.833	444	240	4-2-0	5-0-0	1-0-0	5th	4th
Big 12 Conference (North Division)																			
1996	Rick Neuheisel	7	1		.875	221	126	2nd	10	2		.833	352	220	5-1	4-1	1-0	8th	8th
1997	Rick Neuheisel	3	5		.375	246	228	t-4th	5	6		.455	300	295	3-3	2-3	0-0
1998	Rick Neuheisel	4	4		.500	155	169	4th	8	4		.667	302	253	5-1	1-3	2-0
1999	Gary Barnett	5	3		.625	242	176	3rd	7	5		.583	405	311	4-1	2-3	1-1
2000	Gary Barnett	3	5		.375	200	222	4th	3	8		.273	252	284	1-4	2-3	0-1
2001	Gary Barnett	7	1		.875	243	190	1st	10	3		.769	412	318	5-1	3-1	2-1	9th	9th
2002	Gary Barnett	7	1		.875	281	175	1st	9	5		.643	398	325	5-1	4-1	0-3	20th	21st
2003	Gary Barnett	3	5		.375	228	255	t-4th	5	7		.417	319	398	3-3	1-4	1-0
2004	Gary Barnett	4	4		.500	169	205	1st	8	5		.615	304	332	4-2	3-2	1-1
2005	Gary Barnett	5	3		.625	219	167	1st	7	6		.538	305	307	5-1	2-3	0-2
2006	Dan Hawkins	2	6		.250	160	199	5th	2	10		.167	196	267	2-4	0-5	0-1
2007	Dan Hawkins	4	4		.500	238	276	3rd	6	7		.462	355	383	3-3	2-3	1-1
2008	Dan Hawkins	2	6		.250	135	257	t-4th	5	7		.417	242	351	4-2	0-5	1-0
2009	Dan Hawkins	2	6		.250	164	234	5th	3	9		.250	267	346	3-3	0-6	0-0
2010	Dan Hawkins	2	6		.250	199	274	5th	5	7		.417	290	369	4-2	0-5	1-0
Pac-12 Conference (South Division)																			
2011	Jon Embree	2	7		.286	162	354	t-5th	3	10		.231	257	475	1-4	1-6	1-0
2012	Jon Embree	1	8		.111	155	431	6th	1	11		.083	214	552	0-6	1-4	0-1
2013	Mike MacIntyre	1	8		.111	183	398	6th	4	8		.333	305	459	3-3	0-5	1-0
2014	Mike MacIntyre	0	9		.000	263	387	6th	2	10		.167	342	468	1-5	1-4	0-1
2015	Mike MacIntyre	1	8		.111	177	291	6th	4	9		.308	320	357	2-4	1-5	0-1
2016	Mike MacIntyre	8	1		.889	289	166	1st	10	4		.714	435	304	6-0	3-2	1-2



ALL-TIME RECORD



	Games	Won	Lost	Tied	Pct.
OVERALL	1,225	695	494	36	.582
HOME	608	401	191	16	.673
Folsom Field (1924-present).....	488	309	169	10	.643
Gamble Field (1901-1924).....	84	64	14	6	.798
Campus Fields (1890-1900).....	36	28	8	0	.778
ROAD	543	257	268	18	.490
NEUTRAL	74	37	35	2	.514
In Denver.....	32	20	11	1	.641
BOWL GAMES	29	12	17	0	.414
NIGHT GAMES	125	59	64	2	.480
Home.....	47	27	18	2	.600
OVERTIME	13	6	7	0	.462
ON ARTIFICIAL TURF	337	183	149	5	.550
Home (Folsom Field, 1971-98).....	168	110	56	2	.661
IN DOMES	5	2	3	0	.400
SEASON OPENERS	127	78	44	5	.634
Home.....	74	53	20	1	.723
HOMECOMING	102	62	35	5	.632
CONFERENCE GAMES	760	420	315	25	.569
Colorado Football Association.....	48	35	11	2	.750
Colorado Athletic Conference.....	3	3	0	0	1.000
Rocky Mountain Athl. Conference....	163	104	50	9	.666
Mountain States Conference.....	50	33	13	4	.700
Big Seven Conference.....	70	34	32	4	.514
Big Eight Conference.....	252	138	108	6	.560
Big 12 Conference.....	120	60	60	0	.500
Pac-12 Conference.....	54	13	41	0	.241
vs. RANKED TEAMS	237	71	163	3	.306
Home.....	100	35	63	2	.360
ON TELEVISION	303	131	169	3	.437
Home.....	130	65	63	2	.508
By State/City:					
Arizona.....	18	10	8	0	.556
California.....	25	3	21	1	.140
Colorado.....	784	513	250	21	.668
In Boulder.....	613	405	191	17	.675
In Colorado Springs.....	33	21	12	0	.636
In Denver.....	86	48	35	3	.576
In Golden.....	14	10	4	0	.714
In Greeley.....	5	4	1	0	.800
In Fort Collins.....	31	23	7	1	.758
In Longmont.....	1	1	0	0	1.000
In Pueblo.....	1	1	0	0	1.000
Florida.....	13	4	9	0	.308
Georgia.....	1	0	1	0	.000
Hawai'i.....	6	3	3	0	.500
Illinois.....	3	0	3	0	.000
Indiana.....	3	2	1	0	.667
Iowa.....	34	25	9	0	.735
Kansas.....	70	34	31	5	.521
Louisiana.....	5	1	4	0	.200
Massachusetts.....	1	1	0	0	1.000
Michigan.....	6	1	5	0	.167
Minnesota.....	2	2	0	0	1.000
Missouri.....	39	11	26	2	.308
Montana.....	1	0	1	0	.000
Nebraska.....	35	9	26	0	.257
New Mexico.....	2	0	2	0	.000
New York.....	2	1	1	0	.500
Oklahoma.....	53	19	33	1	.368
Ohio.....	4	1	3	0	.250
Oregon.....	12	4	8	0	.333
Pennsylvania.....	1	0	1	0	.000
Tennessee.....	2	1	1	0	.500
Texas.....	35	15	20	0	.429
Utah.....	45	20	21	4	.489
Washington.....	13	7	5	1	.577
West Virginia.....	1	0	1	0	.000
Wisconsin.....	3	2	0	1	.833
Wyoming.....	6	6	0	0	1.000

COACHING RECORDS

Games

1. Bill McCartney	1982-94	153
2. Eddie Crowder	1963-73	118
3. Dallas Ward	1948-58	110
4. Fred Folsom	1895-15	102
5. Myron Witham	1920-31	96
6. Gary Barnett	1999-05	87
7. Dan Hawkins	2006-10	58
8. Bill Mallory	1974-78	57
9. Mike MacIntyre	2013-16	51
10. Rick Neuheisel	1995-98	47

Wins

1. Bill McCartney	1982-94	93
2. Fred Folsom	1895-15	77
3. Eddie Crowder	1963-73	67
4. Dallas Ward	1948-58	63
4. Myron Witham	1920-31	63
6. Gary Barnett	1999-05	49
7. Bill Mallory	1974-78	35
8. Rick Neuheisel	1995-98	33
9. Bunnie Oakes	1935-39	25
10. Jim Yeager	1941-47	24

Conference Wins

1. Bill McCartney	1982-94	58
2. Myron Witham	1920-31	50
3. Eddie Crowder	1963-73	39
4. Fred Folsom	1895-15	37
5. Gary Barnett	1999-05	34
6. Dallas Ward	1948-58	31
7. Bunnie Oakes	1935-39	22
8. Rick Neuheisel	1995-98	19
9. Bill Mallory	1974-78	18
10. Jim Yeager	1941-47	16





COLORADO VS. THE NATION



PAC-12 CONFERENCE

	Games	W	L	T	Pct.	Pts.	Opp.	Last 10	Streak	Home	Road	Neutral	Other
Arizona	19	14	5	0	.737	587	398	5-5	W 1	6-3-0	8-2-0	0-0	0-0
Arizona State	8	1	7	0	.125	148	309	...	W 1	1-3-0	0-4-0	0-0	0-0
California	8	3	5	0	.375	208	249	...	L 1	3-2-0	0-3-0	0-0	0-0
Oregon	21	9	12	0	.429	426	618	3-7	W 1	4-6-0	3-5-0	2-1	0-0
Oregon State	9	4	5	0	.444	191	205	...	W 2	3-2-0	1-1-0	0-0	0-2
Southern California	11	0	11	0	.000	145	381	0-10	L 11	0-5-0	0-6-0	0-0	0-0
Stanford	10	4	6	0	.400	164	300	4-6	W 1	3-2-0	1-3-0	0-0	0-1
UCLA	12	3	9	0	.250	221	398	3-7	W 1	2-4-0	1-5-0	0-0	0-0
Utah	63	32	28	3	.532	951	871	4-6	W 1	17-12-1	14-16-2	1-0	0-0
Washington	16	5	10	1	.344	280	459	3-7	L 7	1-4-0	3-4-1	1-2	0-0
Washington State	10	6	4	0	.600	234	225	6-4	W 1	3-3-0	1-1-0	0-0	2-0
Totals	187	81	102	4	.444	3555	4413	8-2	L 1	43-46-1	32-50-3	4-3	2-3

AMERICAN ATHLETIC CONFERENCE

	W	L	T	Pct.	Pts.	Opp.
Cincinnati	1	0	0	1.000	56	14
Houston	1	0	0	1.000	29	17
Tulane	0	1	0	.000	3	17
Tulsa	1	0	0	1.000	35	14
Totals	3	1	0	.750	123	62

ATLANTIC COAST CONFERENCE

	W	L	T	Pct.	Pts.	Opp.
Boston College	1	0	0	1.000	62	28
Clemson	1	1	0	.500	37	40
Florida State	0	3	0	.000	34	102
Miami, Fla.	5	3	0	.625	148	130
Syracuse	0	1	0	.000	22	26
Totals	7	8	0	.467	303	326

BIG SKY CONFERENCE

	W	L	T	Pct.	Pts.	Opp.
Eastern Washington	1	0	0	1.000	31	24
Montana State	1	3	0	.250	42	40
Northern Colorado	9	2	0	.818	308	38
Sacramento State	0	1	0	.000	28	30
Totals	11	6	0	.647	409	132

BIG TEN CONFERENCE

	W	L	T	Pct.	Pts.	Opp.
Illinois	1	1	0	.500	60	30
Indiana	3	1	0	.750	70	81
Iowa	2	0	0	1.000	52	33
Michigan	1	4	0	.200	71	149
Michigan State	0	3	0	.000	45	92
Minnesota	3	0	0	1.000	117	26
Nebraska	18	49	2	.275	1105	1805
Northwestern	1	1	0	.500	69	42
Ohio State	1	4	0	.200	70	127
Penn State	1	1	0	.500	44	40
Wisconsin	4	1	1	.750	178	101
Totals	35	65	3	.355	1881	2526

BIG 12 CONFERENCE

	W	L	T	Pct.	Pts.	Opp.
Baylor	9	7	0	.563	442	325
Iowa State	49	15	1	.762	1732	1058
Kansas	42	25	3	.621	1646	1365
Kansas State	45	20	1	.689	1699	1068
Oklahoma	17	40	2	.305	979	1658
Oklahoma State	26	20	1	.564	1056	894
Texas	7	11	0	.389	350	639
Texas Tech	5	5	0	.500	236	218
West Virginia	1	1	0	.500	41	49
Totals	201	144	8	.581	8181	7274

CONFERENCE USA

	W	L	T	Pct.	Pts.	Opp.
North Texas	1	0	0	1.000	52	21
Rice	0	1	0	.000	14	28
Texas-El Paso	1	0	0	1.000	33	28
Totals	2	1	0	.667	99	77

MAJOR INDEPENDENTS

	W	L	T	Pct.	Pts.	Opp.
Army	1	1	0	.500	31	47
Brigham Young	8	3	1	.708	262	105
Notre Dame	2	3	0	.400	74	136
Totals	11	7	1	.605	367	288

MID-AMERICAN CONFERENCE

	W	L	T	Pct.	Pts.	Opp.
Kent State	1	0	0	1.000	42	0
Massachusetts	2	0	0	1.000	89	52
Miami-Ohio	1	0	0	1.000	42	0
Toledo	0	1	0	.000	38	54
Totals	4	1	0	.800	211	106

MOUNTAIN WEST CONFERENCE

	W	L	T	Pct.	Pts.	Opp.
Air Force	12	4	0	.750	443	265
Colorado State	64	22	2	.739	2140	1068
Fresno State	4	2	0	.667	161	154
Hawai'i	2	3	0	.400	89	100
New Mexico	6	3	0	.667	190	58
San Diego State	1	0	0	1.000	34	14
San Jose State	4	0	0	1.000	156	71
Utah State	11	6	1	.639	276	192
Wyoming	24	2	1	.907	712	161
Totals	128	42	4	.747	4201	2083

REGIONAL SCHOOLS

	W	L	T	Pct.	Pts.	Opp.
Chadron State	2	1	0	.667	44	3
Colorado College	31	13	3	.691	701	431
Colorado Mines	36	14	1	.716	1024	383
Denver	26	14	4	.636	757	333
Peru State	1	0	0	1.000	40	12
Regis	4	0	0	1.000	189	13
Western State	4	0	0	1.000	141	6
Totals	104	42	8	.701	2896	1181

SOUTHEASTERN CONFERENCE

	W	L	T	Pct.	Pts.	Opp.
Alabama	1	2	0	.333	96	93
Auburn	0	1	0	.000	3	24
Georgia	1	1	0	.500	42	41
Louisiana State	1	5	0	.167	78	172
Missouri	31	41	3	.433	1341	1636
Tennessee	0	0	1	.500	31	31
Texas A&M	6	3	0	.667	239	194
Totals	40	53	4	.433	1830	2191

SUN BELT CONFERENCE

	W	L	T	Pct.	Pts.	Opp.
Louisiana-Monroe	2	0	0	1.000	114	27
New Mexico State	1	0	0	1.000	39	0
Totals	3	0	0	1.000	153	27

RANDOM FCS OPPONENTS

	W	L	T	Pct.	Pts.	Opp.
Central Arkansas	1	0	0	1.000	38	24
Charleston Southern	1	0	0	1.000	43	10
Idaho State	1	0	0	1.000	56	7
Nicholls State	1	0	0	1.000	48	0
Totals	4	0	0	1.000	185	41

DEFUNCT SERIES

	W	L	T	Pct.	Pts.	Opp.
25 Opponents	61	22	4	.724	1564	600

Total Games.....	1,225
Points For	25,958
Points Against	21,327



ALL-TIME SERIES RESULTS



Colorado has played 1,225 games in its history; below are the all-time series results against those schools that are currently in Division I-A (FBS) or I-AA (FCS) and thus do not include games against regional schools no longer with that classification, opponents that no longer play football or defunct series.

AIR FORCE

Colorado leads, 12-4 (in Boulder 7-3; at Colorado Springs 5-1)		
Nov. 29, 1958	Air Force	20-14 (B)
Nov. 28, 1959	Colorado	15- 7 (B)
Nov. 26, 1960	Air Force	16- 6 (B)
Dec. 2, 1961	Colorado	29-12 (B)
Nov. 24, 1962	Colorado	34-10 (B)
Dec. 7, 1963	Air Force	17-14
Nov. 21, 1964	Colorado	28-23 (B)
Nov. 20, 1965	Colorado	19- 6
Nov. 19, 1966	Colorado	10- 9 (B)
Nov. 25, 1967	Colorado	33- 0
Nov. 23, 1968	Air Force	58-35 (B)
Nov. 21, 1970	Colorado	49-19
Nov. 20, 1971	Colorado	53-17 (B)
Nov. 18, 1972	Colorado	38- 7
Oct. 13, 1973	Colorado	38-17 (B)
Oct. 5, 1974	Colorado	28-27

ALABAMA

Colorado trails, 1-2 (at Memphis 1-0; at Miami 0-1; at Shreveport 0-1)		
Dec. 13, 1969	Colorado	47-33 (1)
Dec. 28, 1991	Alabama	30-25 (2)
Dec. 30, 2007	Alabama	30-24 (3)
1—Liberty Bowl at Memphis, Tenn.		
2—Blockbuster Bowl at Miami, Fla.		
3—Independence Bowl at Shreveport, La.		

ARIZONA

Colorado leads, 14-5 (in Boulder 6-3; at Tucson 8-2)		
Nov. 26, 1931	Colorado	27- 7
Oct. 21, 1950	Colorado	28-25 (B)
Oct. 11, 1952	Colorado	34-19
Sept. 26, 1953	Colorado	20-14 (B)
Oct. 9, 1954	Colorado	40-18
Sept. 24, 1955	Colorado	14- 0 (B)
Nov. 24, 1956	Colorado	38- 7
Oct. 12, 1957	Colorado	34-14 (B)
Oct. 11, 1958	Colorado	65-12
Oct. 24, 1959	Colorado	18- 0
Oct. 8, 1960	Colorado	35-16 (B)
Sept. 28, 1985	Colorado	14-13
Sept. 27, 1986	Arizona	24-21 (B)
Nov. 12, 2011	Colorado	48-29 (B)
Nov. 10, 2012	Arizona	56-31
Oct. 26, 2013	Arizona	44-20 (B)
Nov. 8, 2014	Arizona	38-20
Oct. 17, 2015	Arizona	38-31 (B)
Nov. 12, 2016	Colorado	49-24

ARIZONA STATE

Colorado trails, 1-7 (in Boulder 1-3; at Tempe 0-4)		
Sept. 16, 2006	Arizona State	21- 3 (B)
Sept. 8, 2007	Arizona State	33-14
Oct. 29, 2011	Arizona State	48-14
Oct. 11, 2012	Arizona State	51-17 (B)
Oct. 12, 2013	Arizona State	54-13
Sept. 13, 2014	Arizona State	38-24 (B)
Oct. 10, 2015	Arizona State	48-23
Oct. 15, 2016	Colorado	40-16 (B)

ARMY

Series tied, 1-1 (at West Point 1-1)		
Oct. 4, 1947	Army	47- 0
Oct. 1, 1977	Colorado	31- 0 (B)

AUBURN

Colorado trails, 0-1 (at Jacksonville 0-1)		
Dec. 28, 1972	Auburn	24- 3 (1)
1—Gator Bowl at Jacksonville, Fla.		

BAYLOR

Colorado leads, 9-7 (in Boulder 5-4; at Waco 4-2; in Houston 0-1)		
Sept. 26, 1959	Baylor	15- 7 (B)
Sept. 24, 1960	Baylor	26- 0
Sept. 24, 1966	Colorado	13- 7
Sept. 16, 1967	Colorado	27- 7 (B)
Sept. 29, 1973	Colorado	52-28 (B)
Dec. 31, 1986	Baylor	21- 9 (1)
Sept. 14, 1991	Baylor	16-14 (B)
Sept. 12, 1992	Colorado	57-38
Sept. 11, 1993	Colorado	45-21 (B)

Sept. 26, 1998	Colorado	18-16 (B)
Nov. 13, 1999	Colorado	37- 0
Oct. 19, 2002	Colorado	34- 0 (B)
Oct. 4, 2003	Baylor	42-30
Oct. 7, 2006	Baylor	34-31# (B)
Oct. 6, 2007	Colorado	43-23
Oct. 16, 2010	Baylor	31-25 (B)
1—Bluebonnet Bowl at Houston.		
#—three overtimes.		

BOSTON COLLEGE

Colorado leads, 1-0 (at Tucson 1-0)		
Dec. 31, 1999	Colorado	62-28 (1)
1—Insight.com Bowl at Tucson, Ariz.		

BRIGHAM YOUNG

Colorado leads, 8-3-1 (in Boulder 6-1; at Provo 2-1-1; at Anaheim 0-1)		
Oct. 7, 1923	Colorado	41- 0 (B)
Oct. 20, 1934	Colorado	48- 6
Oct. 16, 1937	Colorado	14- 0 (B)
Nov. 12, 1938	Colorado	8- 0 (B)
Nov. 18, 1939	Colorado	12- 6
Nov. 16, 1940	Colorado	25- 2 (B)
Nov. 15, 1941	Tie	13-13
Nov. 14, 1942	Colorado	48- 0 (B)
Oct. 19, 1946	BYU	10- 7
Oct. 18, 1947	Colorado	9- 7 (B)
Sept. 26, 1981	BYU	41-20 (B)
Dec. 29, 1988	BYU	20-17 (1)
1—Freedom Bowl at Anaheim, Calif.		

CALIFORNIA

Colorado trails, 3-5 (in Boulder 3-2; at Berkeley 0-3)		
Sept. 28, 1968	California	10- 0
Sept. 9, 1972	Colorado	20-10 (B)
Sept. 13, 1975	Colorado	34-27 (B)
Sept. 11, 1982	California	31-17 (B)
Sept. 11, 2010	California	52- 7
Sept. 10, 2011	California	36-33# (B)
Nov. 16, 2013	Colorado	41-24 (B)
Sept. 27, 2014	California	59-56 %
#—overtime; %—double overtime.		

CHARLESTON SOUTHERN

Colorado leads, 1-0 (in Boulder 1-0)		
Oct. 19, 2013	Colorado	43-10 (B)

CINCINNATI

Colorado leads, 1-0 (in Boulder 1-0)		
Sept. 16, 1972	Colorado	56-14 (B)

CLEMSON

Series tied, 1-1 (at Miami 1-0; at Orlando 0-1)		
Jan. 1, 1957	Colorado	27-21 (1)
Dec. 27, 2005	Clemson	19-10 (2)
1—Orange Bowl at Miami, Fla.		
2—Champs Sports Bowl at Orlando, Fla.		

COLORADO STATE

Colorado leads 64-22-2 (in Boulder 31-9-1; at Fort Collins 23-7-1, in Denver 10-6)		
Feb. 11, 1893	Colorado	70- 6
Oct. 7, 1893	Colorado	44- 6 (B)
Oct. 27, 1894	Colorado	67- 0
Oct. 15, 1899	Colorado	63- 0
Oct. 15, 1900	Colorado	29- 0 (B)
Oct. 18, 1902	Colorado	11- 6
Oct. 10, 1903	Colorado	5- 0 (B)
Nov. 12, 1904	Colorado	46- 0 (B)
Nov. 10, 1906	Tie	0- 0
Oct. 19, 1907	Colorado	17-13 (B)
Oct. 24, 1908	Colorado	8- 0
Oct. 23, 1909	Colorado	57- 0
Nov. 12, 1910	Colorado	44- 0
Nov. 11, 1911	Colorado	31- 0 (B)
Oct. 12, 1912	CSU	21- 0
Oct. 25, 1913	Colorado	16- 7 (B)
Oct. 17, 1914	Colorado	33- 6
Oct. 9, 1915	CSU	23- 6 (B)
Nov. 30, 1916	CSU	32-14 (B)
Nov. 29, 1917	Colorado	6- 0
Nov. 28, 1918	Colorado	16-13 (B)
Oct. 11, 1919	CSU	49- 7
Nov. 20, 1920	Tie	7- 7 (B)
Nov. 19, 1921	Colorado	10- 0

Nov. 4, 1922	Colorado	7- 0 (B)
Nov. 29, 1923	Colorado	6- 3
Nov. 22, 1924	Colorado	36- 0 (B)
Nov. 14, 1925	CSU	12- 0
Nov. 13, 1926	CSU	3- 0 (B)
Nov. 19, 1927	CSU	39- 7
Nov. 10, 1928	Colorado	13- 7 (B)
Nov. 16, 1929	Colorado	6- 0
Oct. 25, 1930	Colorado	7- 0 (B)
Oct. 24, 1931	CSU	19- 6
Oct. 22, 1932	CSU	7- 6 (B)
Oct. 21, 1933	CSU	19- 6
Oct. 27, 1934	Colorado	27- 9 (B)
Oct. 26, 1935	Colorado	19- 6 (B)
Oct. 24, 1936	Colorado	9- 7
Oct. 23, 1937	Colorado	47- 0 (B)
Oct. 22, 1938	Colorado	31- 6
Oct. 21, 1939	Colorado	13- 0 (B)
Oct. 19, 1940	Colorado	33-14
Oct. 18, 1941	Colorado	26-13 (B)
Oct. 24, 1942	Colorado	34- 7
Oct. 13, 1945	Colorado	21- 6
Nov. 28, 1946	Colorado	18- 0 (B)
Oct. 25, 1947	Colorado	14- 7
Nov. 20, 1948	CSU	29-25 (B)
Nov. 26, 1949	CSU	14- 7 (B)
Nov. 25, 1950	Colorado	31- 6
Sept. 22, 1951	Colorado	28-13 (B)
Nov. 29, 1952	Colorado	61- 0 (B)
Nov. 28, 1953	Colorado	13- 7
Sept. 25, 1954	Colorado	46- 0 (B)
Nov. 26, 1955	CSU	10- 0
Oct. 13, 1956	Colorado	47- 7 (B)
Nov. 9, 1957	Colorado	20- 0
Nov. 22, 1958	CSU	15-14 (B)
Sept. 17, 1983	Colorado	31- 3
Sept. 7, 1985	Colorado	23-10 (B)
Sept. 6, 1986	CSU	23- 7 (B)
Oct. 3, 1987	Colorado	29-16
Oct. 1, 1988	Colorado	27-23
Sept. 9, 1989	Colorado	45-20
Sept. 5, 1992	Colorado	37-17 (B)
Sept. 9, 1995	Colorado	42-14 (B)
Sept. 7, 1996	Colorado	48-34
Sept. 6, 1997	Colorado	31-21 (B)
Sept. 5, 1998	Colorado	42-14 (D)
Sept. 4, 1999	CSU	41-14 (D)
Sept. 2, 2000	CSU	28-24 (D)
Sept. 1, 2001	Colorado	41-14 (D)
Aug. 31, 2002	CSU	19-14 (D)
Aug. 30, 2003	Colorado	42-35 (D)
Sept. 4, 2004	Colorado	27-24 (B)
Sept. 3, 2005	Colorado	31-28 (B)
Sept. 9, 2006	CSU	14-10 (D)
Sept. 1, 2007	Colorado	31-28# (D)
Aug. 31, 2008	Colorado	38-17 (B)
Sept. 6, 2009	CSU	23-17 (B)
Sept. 4, 2010	Colorado	24- 3 (D)
Sept. 17, 2011	Colorado	28-14 (D)
Sept. 1, 2012	CSU	22-17 (D)
Sept. 1, 2013	Colorado	41-27 (D)
Aug. 29, 2014	CSU	31-17 (D)
Sept. 19, 2015	Colorado	27-24# (D)
Sept. 2, 2016	Colorado	44- 7 (D)
#—overtime.		

EASTERN WASHINGTON

Colorado leads, 1-0 (in Boulder 1-0)		
Sept. 6, 2008	Colorado	31-24 (B)

FLORIDA STATE

Colorado trails, 0-3 (in Boulder 0-1; at Tallahassee 0-1; at Jacksonville 0-1)		
Sept. 20, 2003	Florida State	47- 7
Sept. 15, 2007	Florida State	16- 6 (B)
Sept. 27, 2008	Florida State	39-21 (J)

FRESNO STATE

Colorado leads, 4-2 (in Boulder 3-1; at Fresno 0-1; at Honolulu 1-0)		
Sept. 25, 1965	Colorado	10- 7 (B)
Sept. 10, 1988	Colorado	45- 3 (B)
Dec. 25, 1993	Colorado	41-30 (1)
Sept. 12, 1998	Colorado	29-21 (B)
Aug. 26, 2001	Fresno State	24-22 (B)
Sept. 15, 2012	Fresno State	69-14
1—Aloha Bowl at Honolulu, Hawaii.		

GEORGIA

Series tied, 1-1 (in Boulder 1-0; at Athens 0-1)		
Sept. 23, 2006	Georgia	14-13
Oct. 2, 2010	Colorado	29-27 (B)

HAWAII

Colorado trails, 2-3 (in Boulder 2-0; at Honolulu 0-3)		
Jan. 1, 1925	Hawaii	13- 0
Sept. 18, 2010	Colorado	31-13 (B)
Sept. 3, 2011	Hawaii	34-17
Sept. 20, 2014	Colorado	21-12 (B)
Sept. 3, 2015	Hawaii	28-20

HOUSTON

Colorado leads, 1-0 (at Houston 1-0)		
Dec. 31, 1971	Colorado	29-17 (1)
1—Astro-Bluebonnet Bowl at Houston, Texas.		

IDAHO STATE

Colorado leads, 1-0 (in Boulder 1-0)		
Sept. 10, 2016	Colorado	56- 7 (B)

ILLINOIS

Series tied, 1-1 (in Boulder 1-0; at Champaign 0-1)		
Sept. 16, 1989	Colorado	38- 7 (B)
Sept. 15, 1990	Illinois	23-22

INDIANA

Colorado leads, 3-1 (in Boulder 1-1; at Bloomington 2-0)		
Oct. 4, 1969	Colorado	30- 7 (B)
Sept. 19, 1970	Colorado	16- 9
Sept. 29, 1979	Colorado	17-16
Sept. 27, 1980	Indiana	45- 7 (B)

IOWA

Colorado leads, 2-0 (in Boulder 1-0; at Iowa City 1-0)		
Sept. 17, 1988	Colorado	24-21
Sept. 26, 1992	Colorado	28-12 (B)

IOWA STATE

Colorado leads, 49-15-1 (in Boulder 25-6-1; at Ames 24-9)		
Sept. 21, 1946	Colorado	13- 7 (B)
Sept. 27, 1947	Colorado	7- 0
Oct. 16, 1948	Iowa State	18- 7
Oct. 8, 1949	Iowa State	13- 6 (B)
Sept. 23, 1950	Iowa State	14- 7
Nov. 3, 1951	Colorado	47-20 (B)
Oct. 18, 1952	Colorado	21-12
Oct. 31, 1953	Colorado	41-34 (B)
Oct. 16, 1954	Colorado	20- 0
Nov. 9, 1955	Colorado	40- 0 (B)
Oct. 20, 1956	Colorado	52- 0
Nov. 23, 1957	Colorado	38-21 (B)
Oct. 18, 1958	Colorado	20- 0
Oct. 17, 1959	Iowa State	27- 0 (B)
Oct. 15, 1960	Colorado	21- 6
Nov. 25, 1961	Colorado	34- 0 (B)
Oct. 20, 1962	Iowa State	57-19
Oct. 19, 1963	Iowa State	19- 7 (B)
Oct. 17, 1964	Colorado	14- 7
Oct. 16, 1965	Tie	10-10 (B)
Oct. 15, 1966	Colorado	41-21
Oct. 7, 1967	Colorado	34- 0 (B)
Oct. 5, 1968	Colorado	28-18
Oct. 11, 1969	Colorado	14- 0
Oct. 10, 1970	Colorado	61-10 (B)
Oct. 9, 1971	Colorado	24-14
Oct. 14, 1972	Colorado	34-22 (B)
Oct. 6, 19		



Oct. 13, 1984	Colorado	23-21	(B)
Oct. 19, 1985	Colorado	40- 6	
Oct. 18, 1986	Colorado	31- 3	(B)
Oct. 31, 1987	Colorado	42-10	
Oct. 29, 1988	Colorado	24-12	(B)
Oct. 14, 1989	Colorado	52-17	
Oct. 13, 1990	Colorado	28-12	(B)
Nov. 23, 1991	Colorado	17-14	
Nov. 21, 1992	Colorado	31-10	(B)
Nov. 20, 1993	Colorado	21-16	
Nov. 19, 1994	Colorado	41-20	(B)
Oct. 21, 1995	Colorado	50-28	
Nov. 9, 1996	Colorado	49-42	(B)
Nov. 8, 1997	Colorado	43-38	
Nov. 14, 1998	Colorado	37- 8	(B)
Oct. 23, 1999	Colorado	16-12	
Nov. 11, 2000	Iowa State	35-27	(B)
Nov. 10, 2001	Colorado	40-27	
Nov. 16, 2002	Colorado	41-27	(B)
Nov. 15, 2003	Colorado	44-10	
Oct. 16, 2004	Colorado	19-14	(B)
Nov. 12, 2005	Iowa State	30-16	
Nov. 11, 2006	Colorado	33-16	(B)
Nov. 10, 2007	Iowa State	31-28	
Nov. 8, 2008	Colorado	28-24	(B)
Nov. 14, 2009	Iowa State	17-10	
Nov. 13, 2010	Colorado	34-14	(B)

KANSAS

Colorado leads, 42-25-3 (in Boulder 24-9; at Lawrence 17-16-3; in Denver 1-0)

Oct. 17, 1903	Kansas	12-11	(B)
Oct. 15, 1904	Tie	6- 6	
Oct. 28, 1905	Colorado	15- 0	(Den)
Oct. 27, 1906	Kansas	16- 0	
Nov. 18, 1922	Kansas	39- 6	
Sept. 29, 1934	Tie	0- 0	
Nov. 16, 1935	Kansas	12- 6	(B)
Oct. 2, 1948	Kansas	40- 7	
Sept. 24, 1949	Colorado	13-12	(B)
Oct. 7, 1950	Kansas	27-21	
Oct. 6, 1951	Colorado	35-27	(B)
Oct. 4, 1952	Kansas	21-12	
Oct. 10, 1953	Kansas	27-21	(B)
Oct. 2, 1954	Colorado	27- 0	
Oct. 1, 1955	Colorado	12- 0	(B)
Oct. 6, 1956	Colorado	26-25	
Oct. 5, 1957	Kansas	35-34	(B)
Oct. 4, 1958	Colorado	31- 0	
Nov. 7, 1959	Colorado	27-14	(B)
Nov. 12, 1960	Kansas	34- 6	
Oct. 7, 1961	Colorado	20-19	(B)
Oct. 6, 1962	Kansas	35- 8	
Nov. 16, 1963	Kansas	43-14	(B)
Nov. 14, 1964	Kansas	10- 7	
Nov. 13, 1965	Colorado	21-14	(B)
Nov. 12, 1966	Colorado	35-18	
Nov. 11, 1967	Colorado	12- 8	(B)
Nov. 2, 1968	Kansas	27-14	
Nov. 8, 1969	Colorado	17-14	
Nov. 7, 1970	Colorado	45-29	(B)
Nov. 6, 1971	Colorado	35-14	
Nov. 11, 1972	Colorado	33- 8	(B)
Nov. 10, 1973	Kansas	17-15	
Nov. 9, 1974	Colorado	17-16	(B)
Nov. 15, 1975	Colorado	24-21	
Nov. 13, 1976	Colorado	40-17	(B)
Oct. 15, 1977	Tie	17-17	
Oct. 7, 1978	Colorado	17- 7	(B)
Nov. 17, 1979	Colorado	31-17	
Nov. 15, 1980	Kansas	42- 3	(B)
Nov. 14, 1981	Kansas	27- 0	
Nov. 13, 1982	Colorado	28- 3	(B)
Nov. 5, 1983	Colorado	34-23	
Nov. 3, 1984	Kansas	28-27	(B)
Nov. 9, 1985	Colorado	14- 3	
Nov. 8, 1986	Colorado	17-10	(B)
Oct. 17, 1987	Colorado	35-10	(B)
Oct. 15, 1988	Colorado	21- 9	
Oct. 21, 1989	Colorado	49-17	(B)
Oct. 20, 1990	Colorado	41-10	
Nov. 16, 1991	Colorado	30-24	(B)
Nov. 14, 1992	Colorado	25-18	
Nov. 13, 1993	Colorado	38-14	(B)
Nov. 12, 1994	Colorado	51-26	
Oct. 7, 1995	Kansas	40-24	(B)
Oct. 19, 1996	Colorado	20- 7	
Oct. 18, 1997	Colorado	42- 6	(B)
Oct. 24, 1998	Kansas	33-17	
Sept. 18, 1999	Colorado	51-17	(B)
Oct. 21, 2000	Kansas	23-15	

Sept. 22, 2001	Colorado	27-16	(B)
Oct. 12, 2002	Colorado	53-29	
Oct. 11, 2003	Colorado	50-47#	(B)
Nov. 6, 2004	Colorado	30-21	
Oct. 22, 2005	Colorado	44-13	(B)
Oct. 28, 2006	Kansas	20-15	
Oct. 20, 2007	Kansas	19-14	(B)
Oct. 11, 2008	Kansas	30-14	
Oct. 17, 2009	Colorado	34-30	(B)
Nov. 6, 2010	Kansas	52-45	

#—overtime.

KANSAS STATE

Colorado leads, 45-20-1 (in Boulder 28-5; at Manhattan 17-15-1)

Nov. 16, 1912	Kansas State	14- 6	
Oct. 14, 1939	Kansas State	20- 0	
Oct. 5, 1940	Colorado	7- 6	(B)
Oct. 23, 1948	Colorado	51- 7	(B)
Oct. 1, 1949	Kansas State	27-13	
Sept. 30, 1950	Colorado	34- 6	(B)
Oct. 20, 1951	Colorado	20- 7	
Nov. 15, 1952	Colorado	34-14	(B)
Oct. 17, 1953	Kansas State	28-14	
Nov. 20, 1954	Colorado	38-14	(B)
Oct. 15, 1955	Colorado	34-13	
Sept. 29, 1956	Colorado	34- 0	(B)
Oct. 19, 1957	Colorado	42-14	
Sept. 27, 1958	Colorado	13- 3	(B)
Oct. 10, 1959	Colorado	20-17	
Oct. 1, 1960	Colorado	27- 7	(B)
Oct. 21, 1961	Colorado	13- 0	
Sept. 29, 1962	Colorado	6- 0	(B)
Oct. 5, 1963	Colorado	21- 7	
Oct. 3, 1964	Kansas State	16-14	(B)
Oct. 2, 1965	Colorado	36- 0	
Oct. 1, 1966	Colorado	10- 0	(B)
Nov. 18, 1967	Colorado	40- 6	
Oct. 19, 1968	Colorado	37-14	(B)
Nov. 22, 1969	Colorado	45-32	(B)
Oct. 3, 1970	Kansas State	21-20	
Oct. 2, 1971	Colorado	31-21	(B)
Oct. 7, 1972	Colorado	38-17	
Nov. 24, 1973	Kansas State	17-14	(B)
Nov. 23, 1974	Kansas State	33-19	
Nov. 22, 1975	Colorado	33- 7	(B)
Nov. 20, 1976	Colorado	35-28	
Nov. 19, 1977	Colorado	23- 0	(B)
Nov. 11, 1978	Kansas State	20-10	
Nov. 24, 1979	Colorado	21- 6	(B)
Nov. 22, 1980	Kansas State	17-14	
Nov. 21, 1981	Colorado	24-21	(B)
Nov. 20, 1982	Kansas State	33-10	
Nov. 19, 1983	Colorado	38-21	(B)
Nov. 17, 1984	Kansas State	38- 6	
Nov. 23, 1985	Colorado	30- 0	(B)
Nov. 22, 1986	Colorado	49- 3	
Nov. 21, 1987	Colorado	41- 0	
Nov. 19, 1988	Colorado	56-14	(B)
Nov. 18, 1989	Colorado	59-11	
Nov. 17, 1990	Colorado	64- 3	(B)
Oct. 26, 1991	Colorado	10- 0	
Oct. 24, 1992	Colorado	54- 7	(B)
Oct. 23, 1993	Tie	16-16	
Oct. 22, 1994	Colorado	35-21	(B)
Nov. 18, 1995	Colorado	27-17	
Nov. 16, 1996	Colorado	12- 0	(B)
Nov. 15, 1997	Kansas State	37-20	
Oct. 10, 1998	Kansas State	16- 9	(B)
Nov. 6, 1999	Kansas State	20-14	
Sept. 29, 2000	Kansas State	44-21	(B)
Oct. 6, 2001	Colorado	16- 6	
Oct. 5, 2002	Colorado	35-31	(B)
Oct. 18, 2003	Kansas State	49-20	
Nov. 13, 2004	Colorado	38-31	(B)
Oct. 29, 2005	Colorado	23-20	
Nov. 4, 2006	Kansas State	34-21	(B)
Oct. 13, 2007	Kansas State	47-20	
Oct. 18, 2008	Colorado	14-13	(B)
Oct. 24, 2009	Kansas State	20- 6	
Nov. 20, 2010	Colorado	44-36	(B)

KENT STATE

Colorado leads, 1-0 (in Boulder 1-0)

Sept. 17, 1977	Colorado	42- 0	(B)
----------------	----------	-------	-----

LOUISIANA STATE

Colorado trails, 1-5 (in Boulder 0-1; at Baton Rouge 1-3; at Miami 0-1)

Jan. 1, 1962	LSU	25- 7	(1)
Sept. 11, 1971	Colorado	31-21	

Sept. 15, 1973	LSU	17- 6	
Sept. 14, 1974	LSU	42-14	
Sept. 15, 1979	LSU	44- 0	(B)
Sept. 20, 1980	LSU	23-20	

1—Orange Bowl at Miami, Fla.

LOUISIANA-MONROE

Colorado leads, 2-0 (in Boulder 2-0)

Sept. 3, 1994	Colorado	48-13	(B)
Sept. 16, 1995	Colorado	66-14	(B)

(Known as Northeast Louisiana at time of games.)

MASSACHUSETTS

Colorado leads, 2-0 (in Boulder 1-0; at Foxborough 1-0)

Sept. 6, 2014	Colorado	41-38	
Sept. 12, 2015	Colorado	48-14	(B)

MIAMI, FLA.

Colorado leads, 5-3 (in Boulder 2-2; at Miami 2-1; at Houston 1-0)

Oct. 14, 1961	Colorado	9- 7	
Sept. 17, 1966	Miami	24- 3	(B)
Dec. 23, 1967	Colorado	31-21	(1)
Oct. 10, 1975	Colorado	23-10	
Sept. 25, 1976	Colorado	33- 3	(B)
Sept. 16, 1978	Colorado	17- 7	(B)
Sept. 25, 1993	Miami	35-29	(B)
Sept. 24, 2005	Miami	23- 3	

1—Bluebonnet Bowl at Houston, Texas.

MIAMI-OHIO

Colorado leads, 1-0 (in Boulder 1-0)

Sept. 22, 2007	Colorado	42- 0	(B)
----------------	----------	-------	-----

MICHIGAN

Colorado trails, 1-4 (in Boulder 0-1; at Ann Arbor 1-3)

Sept. 21, 1974	Michigan	31- 0	
Sept. 24, 1994	Colorado	27-26	
Sept. 14, 1996	Michigan	20-13	(B)
Sept. 13, 1997	Michigan	27- 3	
Sept. 17, 2016	Michigan	45-28	

MICHIGAN STATE

Colorado trails, 0-3 (in Boulder 0-1; at East Lansing 0-2)

Nov. 24, 1951	Michigan State	45- 7	
Sept. 10, 1983	Michigan State	23-17	
Sept. 8, 1984	Michigan State	24-21	(B)

MINNESOTA

Colorado leads, 3-0 (in Boulder 1-0; at Minneapolis 2-0)

Sept. 23, 1972	Colorado	38- 6	
Sept. 21, 1991	Colorado	58- 0	(B)
Sept. 19, 1992	Colorado	21-20	

MISSOURI

Colorado trails, 31-41-3 (in Boulder 20-16-1; at Columbia 11-25-2)

Oct. 4, 1930	Colorado	9- 0	
Oct. 17, 1931	Colorado	9- 7	(B)
Oct. 6, 1934	Tie	0- 0	(B)
Oct. 12, 1935	Missouri	20- 6	
Oct. 2, 1937	Colorado	14- 6	(B)
Oct. 1, 1938	Missouri	14- 7	
Sept. 30, 1939	Missouri	30- 0	
Nov. 9, 1940	Missouri	21- 6	(B)
Oct. 4, 1941	Missouri	21- 6	
Oct. 3, 1942	Missouri	26-13	
Nov. 9, 1946	Missouri	21- 0	
Oct. 11, 1947	Missouri	21- 0	(B)
Nov. 13, 1948	Missouri	27-13	
Nov. 5, 1949	Missouri	20-13	(B)
Nov. 11, 1950	Missouri	21-19	
Oct. 13, 1951	Colorado	34-13	(B)
Nov. 8, 1952	Missouri	27- 7	
Oct. 3, 1953	Missouri	27-16	(B)
Nov. 6, 1954	Tie	19-19	
Oct. 29, 1955	Missouri	20-12	(B)
Nov. 10, 1956	Tie	14-14	
Nov. 2, 1957	Missouri	9- 6	(B)
Nov. 8, 1958	Missouri	33- 9	
Oct. 31, 1959	Colorado	21-20	(B)
Nov. 5, 1960	Missouri	16- 6	
Nov. 4, 1961	Colorado	7- 6	(B)

Nov. 10, 1962	Missouri	57- 0	
Nov. 9, 1963	Missouri	28- 7	(B)
Nov. 7, 1964	Missouri	16- 7	
Nov. 6, 1965	Missouri	20- 7	(B)
Nov. 5, 1966	Colorado	26- 0	
Oct. 14, 1967	Colorado	23- 9	(B)
Oct. 12, 1968	Missouri	27-14	
Oct. 25, 1969	Colorado	31-24	(B)
Oct. 24, 1970	Missouri	30-16	
Oct. 23, 1971	Colorado	27- 7	(B)
Oct. 28, 1972	Missouri	20-17	
Oct. 27, 1973	Colorado	17-13	(B)
Oct. 26, 1974	Missouri	30-24	

Oct. 18, 1975	Colorado	31-20	(B)
Nov. 6, 1976	Missouri	16- 7	
Oct. 29, 1977	Missouri	24-14	(B)
Oct. 28, 1978	Colorado	28-27	
Oct. 20, 1979	Missouri	13- 7	(B)
Oct. 18, 1980	Missouri	45- 7	
Nov. 7, 1981	Missouri	30-14	(B)
Nov. 6, 1982	Missouri	35-14	
Oct. 8, 1983	Missouri	59-20	(B)
Oct. 6, 1984	Missouri	52- 7	
Oct. 12, 1985	Colorado	38- 7	(B)
Oct. 11, 1986	Colorado	17-12	
Nov. 7, 1987	Colorado	27-10	(B)
Nov. 5, 1988	Colorado	45- 8	
Oct. 7, 1989	Colorado	49- 3	(B)
Oct. 6, 1990	Colorado	33-31	
Oct. 12, 1991	Colorado	55- 7	(B)
Oct. 8, 1992	Colorado	6- 0	
Oct. 9, 1993	Colorado	30-18	(B)
Oct. 8, 1994	Colorado	38-23	
Nov. 11, 1995	Colorado	21- 0	(B)
Nov. 2, 1996	Colorado	41-13	



Oct. 21, 1967	Colorado	21-16	
Nov. 16, 1968	Nebraska	22-6	(B)
Nov. 1, 1969	Nebraska	20-7	
Oct. 31, 1970	Nebraska	29-13	(B)
Oct. 30, 1971	Nebraska	31-7	
Nov. 4, 1972	Nebraska	33-10	(B)
Nov. 3, 1973	Nebraska	28-16	
Nov. 2, 1974	Nebraska	31-15	(B)
Oct. 25, 1975	Nebraska	63-21	
Oct. 9, 1976	Nebraska	24-12	(B)
Oct. 22, 1977	Nebraska	33-15	
Oct. 21, 1978	Nebraska	52-14	(B)
Oct. 27, 1979	Nebraska	38-10	
Oct. 25, 1980	Nebraska	45-7	(B)
Oct. 10, 1981	Nebraska	59-0	
Oct. 9, 1982	Nebraska	40-14	(B)
Oct. 22, 1983	Nebraska	69-19	
Oct. 20, 1984	Nebraska	24-7	(B)
Oct. 26, 1985	Nebraska	17-7	
Oct. 25, 1986	Colorado	20-10	(B)
Nov. 28, 1987	Nebraska	24-7	(B)
Nov. 12, 1988	Nebraska	7-0	
Nov. 4, 1989	Colorado	27-21	(B)
Nov. 3, 1990	Colorado	27-12	
Nov. 2, 1991	Tie	19-19	(B)
Oct. 31, 1992	Nebraska	52-7	
Oct. 30, 1993	Nebraska	21-17	(B)
Oct. 29, 1994	Nebraska	24-7	
Oct. 28, 1995	Nebraska	44-21	(B)
Nov. 29, 1996	Nebraska	17-12	
Nov. 28, 1997	Nebraska	27-24	(B)
Nov. 27, 1998	Nebraska	16-14	
Nov. 26, 1999	Nebraska	33-30#	(B)
Nov. 24, 2000	Nebraska	34-32	
Nov. 23, 2001	Colorado	62-36	(B)
Nov. 29, 2002	Colorado	28-13	
Nov. 28, 2003	Nebraska	31-22	(B)
Nov. 26, 2004	Colorado	26-20	
Nov. 25, 2005	Nebraska	30-3	(B)
Nov. 24, 2006	Nebraska	37-14	
Nov. 23, 2007	Colorado	65-51	(B)
Nov. 28, 2008	Nebraska	40-31	
Nov. 27, 2009	Nebraska	28-20	(B)
Nov. 26, 2010	Nebraska	45-17	
#—overtime.			

NEW MEXICO

Colorado leads, 6-3 (in Boulder 5-1; at Albuquerque 0-2; at Pueblo 1-0)

Nov. 6, 1909	Colorado	53-0	(B)
Oct. 14, 1922	Colorado	3-0	(B)
Oct. 17, 1942	Colorado	12-0	(B)
Nov. 4, 1944	Colorado	39-0	(1)
Nov. 3, 1945	New Mexico	12-6	
Oct. 26, 1946	Colorado	14-13	(B)
Sept. 25, 1948	New Mexico	9-6	(B)
Nov. 12, 1949	New Mexico	17-15	
Sept. 24, 1977	Colorado	42-7	(B)

1—at Pueblo, Colo.

NEW MEXICO STATE

Colorado leads, 1-0 (in Boulder 1-0)

Sept. 10, 2005	Colorado	39-0	(B)
----------------	----------	------	-----

NICHOLLS STATE

Colorado leads, 1-0 (in Boulder 1-0)

Sept. 26, 2015	Colorado	48-0	(B)
----------------	----------	------	-----

NORTH TEXAS

Colorado leads, 1-0 (in Boulder 1-0)

Sept. 18, 2004	Colorado	52-21	(B)
----------------	----------	-------	-----

NORTHERN COLORADO

Colorado leads, 9-2 (in Boulder 5-1; at Greeley 4-1)

Sept. 29, 1917	Colorado	54-0	
Nov. 16, 1918	N. Colorado	9-0	(B)
Oct. 21, 1923	Colorado	60-0	(B)
Nov. 20, 1926	Colorado	12-3	(B)
Oct. 15, 1927	Colorado	43-0	(B)
Oct. 13, 1928	Colorado	21-6	
Oct. 12, 1929	Colorado	19-0	(B)
Nov. 8, 1930	Colorado	27-7	
Nov. 18, 1933	Colorado	24-0	(B)
Oct. 12, 1934	N. Colorado	13-7	

NORTHWESTERN

Series tied, 1-1 (in Boulder 1-0; at Chicago 0-1)

Sept. 29, 1951	Northwestern	35-14	
Sept. 30, 1978	Colorado	55-7	(B)

NOTRE DAME

Colorado trails, 2-3 (in Boulder 0-1; at South Bend 0-1; at Miami 1-1; at Tempe 1-0)

Oct. 1, 1983	Notre Dame	27-3	(B)
Sept. 22, 1984	Notre Dame	55-14	
Jan. 1, 1990	Notre Dame	21-6	(1)
Jan. 1, 1991	Colorado	10-9	(1)
Jan. 2, 1994	Colorado	41-24	(2)

1—Orange Bowl at Miami, Fla.;
2—Fiesta Bowl at Tempe, Ariz.

OHIO STATE

Colorado trails, 1-4 (in Boulder 0-1; at Columbus 1-2; at Miami 0-1)

Sept. 25, 1971	Colorado	20-14	
Jan. 1, 1977	Ohio State	27-10	(1)
Sept. 21, 1985	Ohio State	36-13	(B)
Sept. 20, 1986	Ohio State	13-10	
Sept. 24, 2011	Ohio State	37-17	

OKLAHOMA

Colorado trails, 17-40-2 (in Boulder 9-16-2; at Norman 7-22; in Denver 1-0; in Houston 0-1; in Kansas City 0-1)

Nov. 28, 1912	Colorado	14-12	(Den)
Nov. 27, 1913	Oklahoma	14-3	
Sept. 28, 1935	Oklahoma	3-0	
Oct. 3, 1936	Oklahoma	8-0	(B)
Nov. 4, 1950	Oklahoma	27-18	(B)
Oct. 27, 1951	Oklahoma	55-14	
Sept. 27, 1952	Tie	21-21	(B)
Oct. 24, 1953	Oklahoma	27-20	
Oct. 30, 1954	Oklahoma	13-6	(B)
Oct. 22, 1955	Oklahoma	56-21	
Nov. 3, 1956	Oklahoma	27-19	(B)
Oct. 26, 1957	Oklahoma	14-13	
Nov. 1, 1958	Oklahoma	23-7	(B)
Oct. 3, 1959	Oklahoma	42-12	
Oct. 29, 1960	Colorado	7-0	(B)
Oct. 28, 1961	Colorado	22-14	
Nov. 3, 1962	Oklahoma	62-0	(B)
Nov. 2, 1963	Oklahoma	35-0	
Oct. 31, 1964	Oklahoma	14-11	(B)
Oct. 30, 1965	Colorado	13-0	
Oct. 29, 1966	Colorado	24-21	(B)
Nov. 4, 1967	Oklahoma	23-0	
Oct. 26, 1968	Colorado	41-27	(B)
Oct. 18, 1969	Oklahoma	42-30	
Oct. 17, 1970	Oklahoma	23-15	(B)
Oct. 16, 1971	Oklahoma	45-17	
Oct. 21, 1972	Colorado	20-14	(B)
Oct. 20, 1973	Oklahoma	34-7	
Oct. 19, 1974	Oklahoma	49-14	(B)
Oct. 4, 1975	Oklahoma	21-20	
Oct. 30, 1976	Colorado	42-31	(B)
Nov. 12, 1977	Oklahoma	52-14	
Nov. 4, 1978	Oklahoma	28-7	(B)
Oct. 6, 1979	Oklahoma	49-24	
Oct. 4, 1980	Oklahoma	82-42	(B)
Oct. 31, 1981	Oklahoma	49-0	
Oct. 30, 1982	Oklahoma	45-10	(B)
Nov. 12, 1983	Oklahoma	41-28	
Nov. 10, 1984	Oklahoma	42-17	(B)
Nov. 16, 1985	Oklahoma	31-0	
Nov. 15, 1986	Oklahoma	28-0	(B)
Oct. 24, 1987	Oklahoma	24-6	
Oct. 22, 1988	Oklahoma	17-14	(B)
Oct. 28, 1989	Colorado	20-3	
Oct. 27, 1990	Colorado	32-23	(B)
Oct. 19, 1991	Colorado	34-17	
Oct. 17, 1992	Tie	24-24	(B)
Oct. 16, 1993	Colorado	27-10	
Oct. 15, 1994	Colorado	45-7	(B)
Sept. 30, 1995	Colorado	38-17	
Oct. 3, 1998	Colorado	27-25	
Oct. 30, 1999	Colorado	38-24	(B)
Nov. 2, 2002	Oklahoma	27-11	
Dec. 7, 2002	Oklahoma	29-7	(1)
Oct. 25, 2003	Oklahoma	34-20	(B)

Dec. 4, 2004	Oklahoma	42-3	(2)
Oct. 21, 2006	Oklahoma	24-3	
Sept. 29, 2007	Colorado	27-24	(B)
Oct. 30, 2010	Oklahoma	43-10	

1—Big 12 Championship at Houston.
2—Big 12 Championship at Kansas City.

OKLAHOMA STATE

Colorado leads, 26-20-1 (in Boulder 13-8; at Stillwater 12-11-1; at Oklahoma City 1-0; at San Antonio 0-1)

Oct. 25, 1920	Colorado	40-7	(OkC)
Oct. 6, 1933	Colorado	6-0	
Nov. 19, 1960	Colorado	13-6	
Oct. 30, 1961	Colorado	24-0	(B)
Oct. 13, 1962	Oklahoma State	36-16	
Oct. 12, 1963	Colorado	25-0	(B)
Oct. 10, 1964	Oklahoma State	14-10	
Oct. 9, 1965	Colorado	34-11	(B)
Oct. 8, 1966	Oklahoma State	11-10	
Oct. 28, 1967	Oklahoma State	10-7	(B)
Nov. 9, 1968	Oklahoma State	34-17	
Nov. 15, 1969	Colorado	17-14	(B)
Nov. 14, 1970	Colorado	30-6	
Nov. 13, 1971	Colorado	40-6	(B)
Sept. 30, 1972	Oklahoma State	31-6	
Nov. 17, 1973	Oklahoma State	38-24	(B)
Nov. 16, 1974	Colorado	37-20	
Nov. 8, 1975	Colorado	17-7	(B)
Oct. 30, 1976	Colorado	20-10	
Oct. 8, 1977	Colorado	29-13	(B)
Oct. 14, 1978	Oklahoma State	24-20	
Nov. 10, 1979	Oklahoma State	21-20	(B)
Nov. 8, 1980	Oklahoma State	42-7	
Oct. 17, 1981	Colorado	11-10	(B)
Oct. 16, 1982	Tie	25-25	
Oct. 29, 1983	Oklahoma State	40-14	(B)
Oct. 27, 1984	Oklahoma State	20-14	
Nov. 2, 1985	Oklahoma State	14-11	(B)
Nov. 1, 1986	Colorado	31-14	
Oct. 10, 1987	Oklahoma State	42-17	
Oct. 8, 1988	Oklahoma State	41-21	(B)
Nov. 11, 1989	Colorado	41-17	
Nov. 10, 1990	Colorado	41-22	(B)
Nov. 9, 1991	Colorado	16-12	
Nov. 7, 1992	Colorado	28-0	(B)
Nov. 6, 1993	Colorado	31-14	
Nov. 5, 1994	Colorado	17-3	(B)
Nov. 4, 1995	Colorado	45-32	
Oct. 12, 1996	Colorado	35-13	(B)
Oct. 11, 1997	Oklahoma State	33-29	
Oct. 28, 2000	Colorado	37-21	(B)
Oct. 27, 2001	Colorado	22-19	
Oct. 9, 2004	Oklahoma State	42-14	(B)
Oct. 1, 2005	Colorado	34-0	
Nov. 15, 2008	Oklahoma State	30-17	(B)
Nov. 19, 2009	Oklahoma State	31-28	
Dec. 29, 2016	Oklahoma State	38-8	(1)

1—Alamo Bowl at San Antonio, Texas.

OREGON

Colorado trails, 9-12 (in Boulder 4-5; at Eugene 3-6; at Dallas 1-0; at Honolulu 1-0; at Tempe 0-1)

Oct. 15, 1949	Oregon	42-14	
Nov. 18, 1950	Colorado	21-7	(B)
Oct. 8, 1955	Colorado	13-6	
Sept. 22, 1956	Oregon	35-0	(B)
Sept. 23, 1967	Colorado	17-13	
Sept. 21, 1968	Colorado	28-7	(B)
Sept. 9, 1978	Colorado	24-7	(B)
Sept. 8, 1979	Oregon	33-19	(B)
Sept. 15, 1984	Oregon	27-20	
Sept. 14, 1985	Colorado	21-17	(B)
Sept. 13, 1986	Oregon	32-30	
Sept. 12, 1987	Oregon	10-7	(B)
Jan. 1, 1996	Colorado	38-6	(1)
Dec. 25, 1998	Colorado	51-43	(2)
Jan. 1, 2002	Oregon	38-16	(3)
Oct. 22, 2011	Oregon	45-2	(B)
Oct. 27, 2012	Oregon	70-14	
Oct. 5, 2013	Oregon	57-16	(B)
Nov. 22, 2014	Oregon	44-10	
Oct. 3, 2015	Oregon	41-24	(B)
Sept. 24, 2016	Colorado	41-38	

1—Cotton Bowl at Dallas, Texas;
2—Aloha Bowl at Honolulu, Hawaii;

3—Fiesta Bowl at Tempe, Ariz.

OREGON STATE

Colorado trails, 4-5 (in Boulder 3-2; at Corvallis 1-1; at Portland 0-2)

Sept. 26, 1931	Oregon State	16-0	(1)
Sept. 28, 1963	Oregon State	41-6	(1)
Sept. 26, 1964	Oregon State	14-7	(B)
Sept. 24, 1983	Colorado	38-14	(B)
Sept. 24, 1988	Colorado	28-21	(B)
Sept. 28, 2013	Oregon State	44-17	
Oct. 4, 2014	Oregon State	36-31	(B)
Oct. 24, 2015	Colorado	17-13	
Oct. 1, 2016	Colorado	47-6	(B)

1—at Portland, Ore.

PENN STATE

Series tied, 1-1 (in Boulder 1-0; at University Park 0-1)

Sept. 27, 1969	Penn State	27-3	
Sept. 26, 1970	Colorado	41-13	(B)

RICE

Colorado trails, 0-1 (at Dallas 0-1)

Jan. 1, 1938	Rice	28-14	(1)
--------------	------	-------	-----

1—Cotton Bowl at Dallas, Texas.

SACRAMENTO STATE

Colorado trails, 0-1 (in Boulder 0-1)

Sept. 8, 2012	Sacramento State	30-28	(B)
---------------	------------------	-------	-----

SAN DIEGO STATE

Colorado leads, 1-0 (in Boulder 1-0)

Sept. 7, 2002	Colorado	34-14	(B)
---------------	----------	-------	-----

SAN JOSE STATE

Colorado leads, 4-0 (in Boulder 4-0)

Sept. 20, 1952	Colorado	20-14	(B)
Sept. 23, 1978	Colorado	22-7	(B)
Sept. 11, 1999	Colorado	63-35	(B)
Sept. 8, 2001	Colorado	51-15	(B)

SOUTHERN CALIFORNIA

Colorado trails, 0-11 (in Boulder 0-5) at Los Angeles 0-6)

Nov. 12, 1927	USC	46-7	
Sept. 21, 1963	USC	14-0	(B)
Sept. 18, 1964	USC	21-0	
Sept. 9, 2000	USC	17-14	
Sept. 14, 2002	USC	40-3	(B)
Nov. 4, 2011	USC	42-17	(B)
Oct. 20, 2012	USC	50-6	
Nov. 23, 2013	USC	47-29	(B)
Oct. 18, 2014	USC	56-28	
Nov. 13, 2015	USC	27-24	(B)
Oct. 8, 2016	USC	21-17	

STANFORD

Colorado trails, 4-6 (in Boulder 3-2; at Palo Alto 1-3; in Denver



Sept. 4, 1989	Colorado	27-6	(B)
Sept. 22, 1990	Colorado	29-22	
Sept. 4, 1993	Colorado	36-14	(B)
Oct. 1, 1994	Colorado	34-31	
Oct. 26, 1996	Colorado	28-24	(B)
Oct. 25, 1997	Colorado	47-30	
Oct. 14, 2000	Texas	28-14	(B)
Oct. 20, 2001	Texas	41-7	
Dec. 1, 2001	Colorado	39-37	(2)
Oct. 30, 2004	Texas	31-7	(B)
Oct. 15, 2005	Texas	42-17	
Dec. 3, 2005	Texas	70-3	(3)
Oct. 4, 2008	Texas	38-14	(B)
Oct. 10, 2009	Texas	38-14	(B)

1—Bluebonnet Bowl at Houston;
2—Big 12 Championship at Irving, Texas;
3—Big 12 Championship at Houston.

TEXAS A&M

Colorado leads, 6-3 (in Boulder 4-1; at College Station 2-2).

Sept. 23, 1995	Colorado	29-21	(B)
Sept. 28, 1996	Colorado	24-10	
Oct. 4, 1997	Texas A & M	16-10	(B)
Oct. 7, 2000	Colorado	26-19	
Oct. 13, 2001	Colorado	31-21	(B)
Oct. 23, 2004	Texas A & M	29-26#	
Oct. 8, 2005	Colorado	41-20	(B)
Nov. 1, 2008	Texas A & M	24-17	
Nov. 7, 2009	Colorado	35-34	(B)

#—overtime.

TEXAS-EL PASO

Colorado leads, 1-0 (at Houston, 1-0).
Dec 29, 2004 Colorado 33-28 (1)

1—EV1.net Houston Bowl at Houston.

TEXAS TECH

Series tied, 5-5 (in Boulder 4-1; at Lubbock 1-4)

Nov. 17, 1962	Texas Tech	21-12	
Sept. 11, 1976	Texas Tech	24-7	
Sept. 12, 1981	Colorado	45-27	(B)
Oct. 17, 1998	Colorado	19-17	(B)
Oct. 16, 1999	Texas Tech	31-10	
Oct. 26, 2002	Colorado	37-13	(B)
Nov. 1, 2003	Texas Tech	26-21	
Oct. 14, 2006	Colorado	30-6	(B)
Oct. 27, 2007	Colorado	31-26	
Oct. 23, 2010	Texas Tech	27-24	(B)

TOLEDO

Colorado trails, 0-1 (at Toledo 0-1)

Sept. 11, 2009	Toledo	54-38	
----------------	--------	-------	--

TULANE

Colorado trails, 0-1 (at Memphis 0-1)

Dec. 12, 1970	Tulane	17-3	(1)
---------------	--------	------	-----

1—Liberty Bowl at Memphis, Tenn.

TULSA

Colorado leads, 1-0 (in Boulder 1-0)

Sept. 20, 1969	Colorado	35-14	(B)
----------------	----------	-------	-----

UCLA

Colorado trails, 3-9 (in Boulder 2-4; at Los Angeles 1-5)

Sept. 13, 1980	UCLA	56-14	
Oct. 3, 1981	UCLA	27-7	
Oct. 2, 1982	UCLA	34-6	(B)
Sept. 29, 1984	UCLA	33-16	(B)
Sept. 21, 2002	Colorado	31-17	
Sept. 6, 2003	Colorado	16-14	(B)
Nov. 19, 2011	UCLA	45-6	
Sept. 29, 2012	UCLA	42-14	(B)
Nov. 2, 2013	UCLA	45-23	
Oct. 25, 2014	UCLA	40-37%	(B)
Oct. 31, 2015	UCLA	35-31	
Nov. 3, 2016	Colorado	20-10	(B)

%—double overtime.

UTAH

Colorado leads, 32-28-3 (in Boulder 17-12-1; at Salt Lake City 14-16-2; in Denver 1-0)

Oct. 3, 1903	Colorado	22-0	(B)
Oct. 1, 1904	Colorado	33-6	
Nov. 4, 1905	Colorado	46-5	(B)
Nov. 17, 1906	Utah	10-0	
Nov. 16, 1907	Colorado	24-10	(B)
Nov. 14, 1908	Utah	21-14	
Oct. 29, 1910	Colorado	11-0	(B)
Nov. 18, 1911	Colorado	9-0	
Nov. 9, 1912	Colorado	3-0	(Den)
Nov. 8, 1913	Colorado	30-12	
Nov. 7, 1914	Colorado	33-0	(B)
Oct. 30, 1915	Utah	35-3	
Oct. 28, 1916	Utah	28-0	
Nov. 10, 1917	Colorado	18-9	(B)
Nov. 8, 1919	Utah	7-0	
Nov. 6, 1920	Utah	7-0	(B)
Nov. 11, 1921	Tie	0-0	
Oct. 21, 1922	Utah	3-0	(B)
Nov. 17, 1923	Colorado	17-7	
Nov. 1, 1924	Colorado	3-0	(B)
Oct. 24, 1925	Utah	12-7	
Oct. 23, 1926	Utah	37-3	(B)
Oct. 22, 1927	Utah	20-13	
Oct. 27, 1928	Utah	25-6	(B)
Oct. 19, 1929	Utah	40-0	
Nov. 15, 1930	Utah	34-0	(B)
Nov. 14, 1931	Utah	32-0	
Nov. 5, 1932	Utah	14-0	(B)
Nov. 11, 1933	Utah	13-6	
Nov. 10, 1934	Colorado	7-6	(B)
Nov. 9, 1935	Colorado	14-0	
Nov. 7, 1936	Colorado	31-7	(B)
Nov. 6, 1937	Colorado	17-7	
Nov. 5, 1938	Tie	0-0	(B)
Nov. 4, 1939	Colorado	21-14	
Nov. 2, 1940	Utah	21-13	(B)
Nov. 1, 1941	Utah	46-6	
Nov. 7, 1942	Utah	13-0	(B)
Oct. 9, 1943	Colorado	35-0	(B)
Nov. 6, 1943	Colorado	22-19	
Oct. 14, 1944	Colorado	26-0	
Oct. 6, 1945	Colorado	18-13	(B)
Nov. 2, 1946	Utah	7-0	
Nov. 1, 1947	Utah	13-7	(B)
Oct. 30, 1948	Utah	14-12	

Oct. 29, 1949	Colorado	14-7	(B)
Oct. 28, 1950	Tie	20-20	
Nov. 10, 1951	Colorado	54-0	(B)
Nov. 1, 1952	Colorado	20-14	
Nov. 7, 1953	Colorado	21-0	(B)
Nov. 13, 1954	Colorado	20-7	
Nov. 5, 1955	Colorado	37-7	(B)
Nov. 17, 1956	Colorado	21-7	
Sept. 28, 1957	Colorado	30-24	(B)
Nov. 15, 1958	Colorado	7-0	
Nov. 11, 1961	Utah	21-12	(B)
Sept. 22, 1962	Utah	37-21	
Nov. 24, 2011	Colorado	17-14	
Nov. 23, 2012	Utah	42-35	(B)
Nov. 30, 2013	Utah	24-17	
Nov. 29, 2014	Utah	38-34	(B)
Nov. 28, 2015	Utah	20-14	
Nov. 26, 2016	Colorado	27-22	(B)

UTAH STATE

Colorado leads, 11-6-1 (in Boulder 7-2; at Logan 4-1)

Oct. 5, 1912	Colorado	16-3	(B)
Nov. 17, 1917	Utah State	23-0	
Nov. 15, 1919	Utah State	19-7	(B)
Oct. 11, 1930	Tie	0-0	
Oct. 8, 1932	Colorado	26-7	(B)
Nov. 14, 1936	Utah State	14-13	
Oct. 9, 1937	Colorado	33-0	(B)
Oct. 8, 1938	Utah State	20-0	
Oct. 7, 1939	Utah State	16-6	(B)
Oct. 12, 1940	Colorado	26-0	
Oct. 11, 1941	Colorado	13-7	(B)
Oct. 9, 1942	Colorado	31-14	
Nov. 10, 1945	Colorado	14-7	
Oct. 5, 1946	Colorado	6-0	(B)
Nov. 8, 1947	Utah State	35-12	
Nov. 6, 1948	Colorado	28-14	(B)
Oct. 22, 1949	Colorado	20-7	
Sept. 19, 1998	Colorado	25-6	(B)

WASHINGTON

Colorado trails, 5-10-1 (in Boulder 1-4; at Seattle 3-4-1; neutral 1-2)

Nov. 6, 1915	Washington	46-0	
Sept. 9, 1953	Colorado	21-20	
Sept. 21, 1957	Tie	6-6	
Sept. 19, 1959	Washington	21-12	(B)
Sept. 21, 1976	Colorado	21-7	
Dec. 30, 1985	Washington	20-17	(1)
Sept. 30, 1989	Colorado	45-28	
Sept. 29, 1990	Colorado	20-14	(B)
Dec. 30, 1996	Colorado	33-21	(2)
Sept. 25, 1999	Washington	31-24	
Sept. 16, 2000	Washington	17-14	(B)
Oct. 15, 2011	Washington	52-24	
Nov. 17, 2012	Washington	38-3	(B)
Nov. 9, 2013	Washington	59-7	
Nov. 1, 2014	Washington	38-23	(B)
Dec. 2, 2016	Washington	41-10	(3)

1—Freedom Bowl at Anaheim;

2—Holiday Bowl at San Diego;

3—Pac-12 Championship at Santa Clara.

WASHINGTON STATE

Colorado leads, 6-4 (in Boulder 3-3; at Pullman 1-1; at Seattle 1-0; at Spokane 1-0)

Sept. 19, 1981	Washington St.	14-10	(B)
Sept. 18, 1982	*Colorado	12-0	
Sept. 26, 1987	Colorado	26-17	(B)
Aug. 31, 1996	Colorado	37-19	(B)
Sept. 13, 2003	Washington St.	47-26	(B)
Sept. 11, 2004	Colorado	20-12	(Sea)
Oct. 1, 2011	Washington St.	31-27	(B)
Sept. 22, 2012	Colorado	35-34	
Nov. 21, 2015	Washington St.	27-3	
Nov. 19, 2016	Colorado	38-24	(B)

*—at Spokane, Wash.

WEST VIRGINIA

Series tied, 1-1 (in Boulder 1-0; at Morgantown 0-1)

Sept. 18, 2008	Colorado	17-14	#	(B)
Oct. 1, 2009	West Virginia	35-24		

#—overtime.

WISCONSIN

Colorado leads, 4-1-1 (in Boulder 2-0; at Madison 2-0-1; at San Antonio 0-1)

Sept. 18, 1965	Tie	0-0	
Sept. 22, 1973	Colorado	28-25	
Sept. 28, 1974	Colorado	24-21	(B)
Sept. 17, 1994	Colorado	55-17	(B)
Sept. 2, 1995	Colorado	43-7	
Dec. 28, 2002	Wisconsin	31-28#	(1)

#—overtime; 1—Alamo Bowl at San Antonio, Texas.

WYOMING

Colorado leads, 24-2-1 (in Boulder 18-2-1; at Laramie 6-0)

Nov. 5, 1900	Colorado	10-6	(B)
Oct. 21, 1905	Colorado	69-0	(B)
Oct. 22, 1910	Colorado	16-3	(B)
Oct. 28, 1911	Colorado	18-3	(B)
Oct. 19, 1912	Colorado	75-0	(B)
Oct. 4, 1913	Colorado	7-0	
Oct. 2, 1915	Colorado	30-0	(B)
Oct. 14, 1916	Colorado	16-10	(B)
Oct. 23, 1920	Colorado	7-0	
Nov. 24, 1923	Colorado	20-3	
Oct. 25, 1924	Colorado	21-0	
Oct. 16, 1926	Tie	13-13	(B)
Oct. 28, 1933	Colorado	40-12	(B)
Nov. 23, 1935	Wyoming	6-0	(B)
Oct. 29, 1938	Colorado	20-6	(B)
Oct. 28, 1939	Colorado	27-7	
Oct. 26, 1940	Colorado	62-0	(B)
Oct. 25, 1941	Colorado	27-0	(B)
Oct. 31, 1942	Colorado	28-7	(B)
Oct. 12, 1946	Colorado	20-0	
Nov. 15, 1947	Colorado	21-6	(B)
Sept. 18, 1971	Colorado	56-13	(B)
Sept. 20, 1975	Colorado	27-10	(B)
Sept. 25, 1982	Wyoming	24-10	(B)
Sept. 7, 1991	Colorado	30-13	(B)
Sept. 27, 1997	Colorado	20-19	(B)
Sept. 19, 2009	Colorado	24-0	(B)

Scoring Values

Years	TD	FG*	SAF	PAT
1890-1897	4	5	2	2
1898-1903	5	5	2	1
1904-1908	5	4	2	1
1909-1911	5	3	2	1
1912-1957	6	3	2	1
1958-1987	6	3	2	1-kick, 2-run/pass
1988-present	6	3	2	1-kick, 2-run/pass/defensive PAT return

*—Kicking tee history: no tee, 1890-1947, 1989-present; one-inch tee permitted, 1948-64; two-inch tee permitted, 1965-1988.





SERIES GAME TRENDS & RECORDS



(versus all Pac-12 opponents and Colorado State)

ARIZONA

Date	Site	Result	Attend.	Rank CU UA	CU FD	Rushing att yds td	Passing a-c-i yds td	Tot Off no yds	UA FD	Rushing att yds td	Passing a-c-i yds td	Tot Off no yds	TV
Nov. 26, 1931	Tucson	W 27- 7	—	—	Stats	N/A							
Oct. 21, 1950	Tucson	W 28-25	11,600	—	11	39 181 3	9- 6-1 105 1	48 286	15	50 182 1	25-12-2 218 3	75 400	
Oct. 11, 1952	Tucson (N)	W 34-19	24,500	—	19	60 262 3	8- 4-0 68 1	68 330	11	42 106 1	14- 7-1 120 1	56 226	
Sept. 26, 1953	Boulder	W 20-14	24,500	—	14	55 175 3	6- 3-1 49 0	61 224	10	47 114 0	11- 4-2 31 0	58 145	
Oct. 9, 1954	Tucson (N)	W 40-18	25,000	—	20	61 421 5	6- 4-1 39 1	67 460	13	42 210 2	7- 4-0 98 1	49 308	
Sept. 24, 1955	Boulder	W 14- 0	28,000	—	20	56 206 1	15- 5-1 127 1	71 333	8	44 125 0	14- 4-3 51 0	58 176	
Nov. 24, 1956	Tucson (N)	W 38- 7	12,000	20	—	16 62 274 5	7- 4-1 36 0	69 310	12	38 156 1	29- 8-2 60 0	67 216	
Oct. 12, 1957	Boulder	W 34-14	19,500	—	17	62 259 3	18- 7-1 129 1	80 388	12	38 115 2	28-13-4 171 0	66 286	
Oct. 11, 1958	Tucson (N)	W 65-12	18,000	19	—	29 66 551 8	15- 9-0 74 1	81 625	7	26 14 0	29-11-0 159 2	55 173	
Oct. 24, 1959	Tucson (N)	W 18- 0	21,000	—	16	61 231 3	12- 6-0 62 0	73 293	10	29 38 0	19- 9-2 75 0	48 113	
Oct. 8, 1960	Boulder	W 35-16	34,153	—	18	51 243 4	17- 9-0 213 1	68 456	11	40 158 0	24- 7-3 70 1	64 228	
Sept. 28, 1985	Tucson (N)	W 14-13	45,503	—	13	61 301 2	4- 1-2 27 0	65 328	13	28 64 0	33-17-2 164 1	61 228	
Sept. 27, 1986	Boulder	L 21-24	41,024	—	10	10 44 112 3	8- 5-0 134 0	52 246	22	52 211 1	27-14-1 223 1	79 434	Raycom (r)
Nov. 12, 2011	Boulder	W 48-29	48,111	—	27	45 273 4	27-17-1 227 1	72 500	23	23 60 2	53-35-3 352 3	76 412	FCS-P
Nov. 10, 2012	Tucson	L 31-56	51,236	—	24	56 224 3	20-16-1 213 1	76 437	21	38 438 6	14-12-0 136 2	52 574	FX
Oct. 26, 2013	Boulder (N)	L 20-44	38,679	—	19	42 137 1	33-17-1 212 1	75 349	26	50 405 4	32-21-1 265 1	82 670	PAC12
Nov. 8, 2014	Tucson	L 20-38	50,177	—	21	19 36 94 0	39-25-2 259 2	75 353	28	47 288 0	38-21-0 211 4	85 499	PAC12
Oct. 17, 2015	Boulder (N)	L 31-38	39,666	—	22	43 128 2	44-28-0 339 2	87 467	26	44 291 3	40-25-0 325 2	84 616	FS-1
Nov. 12, 2016	Tucson (N)	W 49-24	41,068	16	—	25 46 175 4	27-19-1 213 3	73 388	23	52 267 3	26-12-0 155 0	78 412	FS-1

CU INDIVIDUAL HIGHS

Most Yards Rushing: 183, John Bayuk, Oct. 9, 1954
Most Receptions: 9, Nelson Spruce, Nov. 8, 2014

Most Yards Passing: 339, Sefo Liufau, Oct 17, 2015
Most Yards Receiving: 168, Shay Fields, Oct 17, 2015

ARIZONA STATE

Date	Site	Result	Attend.	Rank CU ASU	CU FD	Rushing att yds td	Passing a-c-i yds td	Tot Off no yds	ASU FD	Rushing att yds td	Passing a-c-i yds td	Tot Off no yds	TV
Sept. 16, 2006	Boulder (N)	L 3-21	47,723	—	22	13 44 133 0	18- 8-1 86 0	62 219	24	37 182 1	37-21-2 248 2	74 430	TBS
Sept. 8, 2007	Tempe (N)	L 14-33	58,417	—	15	26 32 0	47-17-1 172 1	73 204	22	44 138 1	37-19-1 269 3	81 407	FSN
Oct. 29, 2011	Tempe	L 14-48	53,168	—	23	22 32 83 0	42-26-2 337 1	74 420	25	36 207 4	29-19-0 315 2	65 522	FSN
Oct. 11, 2012	Boulder (N)	L 17-51	45,161	—	16	32 75 1	42-20-1 180 1	74 255	31	44 261 1	33-23-0 332 5	77 593	ESPN
Oct. 12, 2013	Tempe (N)	L 13-54	50,104	—	17	35 99 1	30-18-3 169 1	65 268	29	58 276 4	22-11-0 256 2	80 532	PAC12
Sept. 13, 2014	Boulder (N)	L 24-38	38,547	—	16	28 57 232 0	54-35-2 313 3	91 545	18	35 223 2	25-15-0 203 3	60 426	ESPNU
Oct. 10, 2015	Tempe (N)	L 23-48	44,157	—	19	28 48 2	41-26-1 401 1	69 450	21	40 231 1	31-20-1 260 5	71 491	PAC12
Oct. 15, 2016	Boulder (N)	W 40-16	48,588	—	27	52 315 5	32-23-0 265 0	84 580	7	28 50 0	35-13-1 149 1	63 199	PAC12

CU INDIVIDUAL HIGHS

Most Yards Rushing: 219, Phillip Lindsay, Oct. 15, 2016
Most Receptions: 8, Toney Clemons, Oct. 29, 2011

Most Yards Passing: 285, Tyler Hansen, Oct. 29, 2011
Most Yards Receiving: 110, Bryce Bobo, Oct. 15, 2016

CALIFORNIA

Date	Site	Result	Attend.	Rank CU CAL	CU FD	Rushing att yds td	Passing a-c-i yds td	Tot Off no yds	CAL FD	Rushing att yds td	Passing a-c-i yds td	Tot Off no yds	TV
Sept. 28, 1968	Berkeley	L 0-10	27,500	—	18	33 124 0	40-17-3 166 0	73 290	22	53 140 1	29-17-1 203 0	82 343	ABC (r)
Sept. 9, 1972	Boulder	W 20-10	50,751	2	—	14 60 260 1	7- 2-0 23 0	67 283	23	35 116 0	50-24-2 261 1	85 377	
Sept. 13, 1975	Boulder	W 34-27	46,211	—	26	79 437 2	15- 9-0 108 1	94 545	14	32 237 3	25-12-1 177 1	57 414	
Sept. 11, 1982	Boulder	L 17-31	35,103	—	16	38 48 1	38-21-2 191 1	76 239	19	38 90 3	31-19-2 214 0	69 304	
Sept. 11, 2010	Berkeley	L 7-52	55,440	—	17	42 75 1	34-18-3 166 0	76 241	18	36 159 1	24-15-0 197 4	60 356	FSN
Sept. 10, 2011	Boulder (OT)	L 33-36	49,532	—	25	32 108 0	50-28-0 474 3	82 582	22	31 100 1	36-19-1 270 4	67 370	FCS-P
Nov. 16, 2013	Boulder	W 41-24	38,252	—	23	38 121 1	36-23-1 364 3	74 485	23	34 197 3	52-35-1 214 0	86 411	PAC12
Sept. 27, 2014	Berkeley (2 OT)	L 56-59	39,821	—	39	43 175 1	67-46-1 455 7	110 630	24	30 127 1	42-24-1 458 7	72 585	PAC12

CU INDIVIDUAL HIGHS

Most Yards Rushing: 151, Charlie Davis, Sept. 9, 1972
Most Receptions: 19, Nelson Spruce, Sept. 27, 2014

Most Yards Passing: 474, Tyler Hansen, Sept. 10, 2011
Most Yards Receiving: 284, Paul Richardson, Sept. 10, 2011

COLORADO STATE

Date	Site	Result	Attend.	Rank CU CSU	CU FD	Rushing att yds td	Passing a-c-i yds td	Tot Off no yds	CSU FD	Rushing att yds td	Passing a-c-i yds td	Tot Off no yds	TV
Stats for first 45 games in the series are not available													
Oct. 13, 1945	Fort Collins	W 21- 6	—	—	20	373 3	8- 3-3 27 0	400	10	97 1	20-10-1 123 0	220	
Nov. 28, 1946	Boulder	W 18- 0	9,000	—	14	58 376 1	12- 5-1 142 2	70 518	9	25 60 0	26- 9-1 92 0	51 152	
Oct. 25, 1947	Fort Collins	W 14- 7	12,500	—	15	49 217 2	11- 7-1 98 0	60 315	10	35 92 0	20- 8-1 105 1	55 197	
Nov. 20, 1948	Boulder	L 25-29	13,998	—	13	43 145 2	22- 9-3 132 1	65 277	14	59 180 1	8- 3-1 35 1	67 215	
Nov. 26, 1949	Boulder	L 7-14	20,563	—	13	47 81 1	19-10-3 114 0	66 195	14	41 170 1	12- 6-0 78 1	53 248	
Nov. 25, 1950	Fort Collins	W 31- 6	14,500	—	24	58 271 3	10- 9-1 130 1	68 401	9	38 109 1	15- 2-1 30 0	53 139	
Sept. 22, 1951	Boulder	W 28-13	18,913	—	9	52 174 3	12- 6-1 97 1	64 271	12	37 65 1	25-14-2 170 1	62 235	
Nov. 29, 1952	Boulder	W 61- 0	20,882	—	16	57 422 6	15- 7-1 117 2	72 539	7	29 -24 0	27-10-6 110 0	56 86	
Nov. 28, 1953	Fort Collins	W 13- 7	7,549	—	22	67 290 1	11- 5-4 74 1	78 364	8	44 114 1	6- 2-0 19 0	50 133	
Sept. 25, 1954	Boulder	W 46- 0	26,500	—	13	41 415 5	8- 4-2 64 2	49 479	13	53 133 0	24- 4-0 38 0	77 171	
Nov. 26, 1955	Fort Collins	L 0-10	8,999	—	11	54 102 0	7- 3-2 46 0	61 148	14	58 214 1	14- 5-1 60 0	72 274	
Oct. 13, 1956	Boulder	W 47- 7	21,000	—	19	54 298 5	8- 4-0 118 1	62 416	10	47 96 0	16- 4-0 145 1	63 241	
Nov. 9, 1957	Fort Collins	W 20- 0	7,000	—	21	59 240 3	17- 8-3 108 0	76 348	6	39 26 0	12- 5-1 58 0	51 84	
Nov. 22, 1958	Boulder	L 14-15	23,000	—	13	59 190 1	18- 4-2 25 0	77 215	9	36 191 1	9- 5-1 90 1	45 281	
Sept. 17, 1983	Boulder	W 31- 3	49,783	—	20	43 233 1	22-12-1 153 2	65 386	17	37 42 0	42-23-2 192 0	79 234	KWGN (I)
Sept. 7, 1985	Boulder	W 23-10	40,665	—	26	73 358 2	9- 3-0 46 0	82 404	19	22 82 0	41-23-1 208 1	63 290	KCNC (I)
Sept. 6, 1986	Boulder	L 7-23	45,109	—	14	44 191 1	19- 8-2 113 0	63 304	19	46 129 1	30-15-2 156 0	76 285	KCNC (I)
Oct. 3, 1987	Fort Collins	W 29-16	38,129	—	14	54 250 3	6- 4-0 139 1	60 389	21	28 69 0	48-30-3 398 2	76 467	



COLORADO STATE *continued*

Date	Site	Result	Attend.	Rank CU CSU	CU FD	Rushing att yds td	Passing a-c-i yds td	Tot Off no yds	CSU FD	Rushing att yds td	Passing a-c-i yds td	Tot Off no yds	TV
Oct. 1, 1988	Fort Collins	W 27-23	33,979	— —	13	43 124 1	20- 7-0 156 1	63 280	18	41 219 1	40-20-2 234 1	81 453	
Sept. 9, 1989	Boulder	W 45-20	44,921	9 —	25	68 452 6	7- 4-0 53 0	75 505	20	42 240 1	20-12-3 204 1	62 444	
Sept. 5, 1992	Boulder	W 37-17	52,164	12 —	22	34 134 0	36-21-1 409 4	70 543	17	45 267 2	23-10-0 115 0	68 382	KCNC (I)
Sept. 9, 1995	Boulder (N)	W 42-14	52,848	10 —	21	45 200 4	28-19-0 261 1	73 461	20	29 25 0	52-22-3 306 2	81 331	ESPN
Sept 7, 1996	Fort Collins (N)	W 48-34	36,371	5 —	33	47 281 4	42-31-0 364 2	89 645	17	25 81 1	29-16-1 312 2	54 393	ESPN2
Sept. 6, 1997	Boulder	W 31-21	53,416	8 24	17	31 122 1	28-18-1 223 2	59 345	14	33 70 0	22-14-2 215 3	55 285	FSN (r)
Sept. 5, 1998	Denver (N)	W 42-14	76,036	— 15	23	35 147 1	32-21-0 257 3	67 404	19	38 78 1	28-13-0 124 1	66 202	ESPN
Sept. 4, 1999	Denver (N)	L 14-41	73,438	14 —	23	36 82 0	49-30-4 291 2	85 373	12	38 227 3	18-10-0 109 1	56 336	FSN
Sept. 2, 2000	Denver	L 24-28	67,466	23 —	29	45 224 2	39-25-0 308 1	84 532	17	28 65 0	30-19-2 327 4	58 392	ESPN2
Sept. 1, 2001	Denver	W 41-14	75,022	— 24	21	54 315 3	19-15-0 95 0	73 410	18	29 108 0	40-18-4 186 2	69 294	ABC
Aug. 31, 2002	Denver	L 14-19	75,531	7 —	19	48 170 1	27-14-1 199 0	75 369	17	38 152 3	24-11-1 168 0	62 320	ESPN2
Aug. 30, 2003	Denver (N)	W 42-35	76,219	— 23	17	43 102 2	34-21-0 402 4	77 504	24	39 246 2	40-18-1 339 3	79 585	ESPN
Sept. 4, 2004	Boulder (N)	W 27-24	54,954	— —	20	45 255 2	25-13-1 117 0	70 372	23	28 44 1	42-29-1 403 2	70 447	FSN
Sept. 3, 2005	Boulder	W 31-28	54,972	— —	19	29 113 3	33-22-1 283 0	62 396	21	34 95 1	43-28-4 291 3	77 386	TBS
Sept. 2, 2006	Denver	L 10-14	65,701	— —	9	33 75 1	15- 9-0 71 0	48 146	16	34 15 1	23-20-0 233 1	57 248	CSTV
Sept. 1, 2007	Denver(OT)	W 31-28	68,133	— —	18	28 129 1	32-18-1 201 2	60 330	25	56 157 1	27-20-1 229 3	83 386	FSN
Aug. 31, 2008	Denver (N)	W 38-17	69,619	— —	19	36 153 3	29-20-1 214 1	65 367	18	26 71 0	38-27-2 187 1	64 258	FSN
Sept. 6, 2009	Boulder (N)	L 17-23	53,168	— —	13	21 29 1	40-24-1 222 1	61 251	14	45 168 1	17-10-2 208 1	62 376	FSN
Sept. 4, 2010	Denver	W 24- 3	60,989	— —	18	35 115 1	25-17-1 192 2	60 307	14	25 49 0	33-24-3 196 0	58 245	The Mtn
Sept. 17, 2011	Denver	W 28-14	57,186	— —	23	34 145 2	32-17-0 215 2	66 360	16	25 67 1	30-20-0 176 1	55 243	FSN
Sept. 1, 2012	Denver	L 17-22	58,607	— —	17	29 58 0	41-22-0 187 2	70 245	19	44 125 0	21-14-0 173 2	65 298	FX
Sept. 1, 2013	Denver	W 41-27	59,601	— —	24	37 109 0	46-33-0 400 3	83 509	16	28 94 2	39-22-0 201 0	67 295	CBS-SN
Aug. 29, 2014	Denver (N)	L 17-31	63,363	— —	22	34 134 0	39-24-0 241 2	73 375	27	45 266 3	23-13-0 134 1	68 400	FS-1
Sept. 19, 2015	Denver (N; OT)	W 27-24	66,253	— —	18	32 125 0	29-15-0 220 2	61 345	27	49 218 2	39-25-2 282 1	88 500	CBS-SN
Sept. 2, 2016	Denver (N)	W 44- 7	69,850	— —	28	56 260 4	33-23-0 318 1	89 578	12	35 162 0	29-12-2 63 1	64 225	ESPN

CU & CSU INDIVIDUAL HIGHS

Most Yards Rushing

CU: 232, Kayo Lam, Oct. 27, 1934

CSU: 190, Kevin McDougal, Sept. 4, 1999

Most Receptions

CU: 10, on two occasions

CSU: 10, on two occasions

Most Yards Passing

CU: 409, Kordell Stewart, Sept. 5, 1992

CSU: 403, Justin Holland, Sept. 4, 2004

Most Yards Receiving

CU: 208, Paul Richardson, Sept. 1, 2013

CSU: 158, Johnny Walker, Sept. 9, 2006

OREGON

Date	Site	Result	Attend.	Rank CU UO	CU FD	Rushing att yds td	Passing a-c-i yds td	Tot Off no yds	UO FD	Rushing att yds td	Passing a-c-i yds td	Tot Off no yds	TV
Oct. 15, 1949	Eugene	L 14-42	12,500	— —	9	43 160 0	17- 7-3 72 2	60 232	11	47 333 2	25- 8-1 192 3	72 515	
Nov. 18, 1950	Boulder	W 21- 7	12,223	— —	18	60 228 2	13- 7-1 128 1	73 356	9	36 50 0	22-10-1 168 1	58 218	
Oct. 8, 1955	Eugene	W 13- 6	12,500	— —	11	51 164 2	5- 3-0 27 0	56 191	17	47 196 1	20- 8-0 170 0	67 366	NBC (r)
Sept. 22, 1956	Boulder	L 0-35	40,500	— —	7	32 64 0	9- 2-0 38 0	41 102	24	69 364 3	8- 4-1 80 2	77 444	
Sept. 23, 1967	Eugene	W 17-13	27,500	9 —	12	55 179 1	12- 4-1 82 1	67 261	17	35 46 1	33-17-6 301 1	68 347	ABC (r)
Sept. 21, 1968	Boulder	W 28- 7	44,723	— —	22	58 209 4	22-14-1 122 0	80 331	9	38 104 0	15- 4-0 87 1	53 191	
Sept. 9, 1978	Boulder	W 24- 7	45,389	— —	15	56 256 3	16- 6-3 66 0	72 322	17	49 149 0	29- 9-3 96 1	78 245	
Sept. 8, 1979	Boulder	L 19-33	44,274	— —	17	45 56 1	23-12-2 155 1	68 211	22	57 285 3	11- 7-0 168 1	68 453	ESPN
Sept. 15, 1984	Eugene	L 20-27	25,048	— —	21	39 106 2	40-18-2 282 1	79 388	19	45 232 1	25-13-0 112 2	70 344	
Sept. 14, 1985	Boulder	W 21-17	30,373	— —	21	58 342 3	5- 2-1 48 0	63 390	22	41 106 1	38-22-1 222 1	79 328	
Sept. 13, 1986	Eugene	L 30-32	26,155	— —	19	58 368 4	5- 2-0 18 0	63 386	22	39 153 3	42-28-0 262 0	81 415	
Sept. 12, 1987	Boulder	L 7-10	40,521	— —	19	52 267 1	18- 7-2 87 0	70 354	15	46 102 0	24-16-0 175 1	70 277	KCNC (I)
Jan. 1, 1996	Dallas (Cotton)	W 38- 6	58,214	7 12	16	41 170 3	27-12-2 143 2	68 313	16	29 96 0	44-21-2 162 0	73 258	CBS
Dec. 25, 1998	Honolulu (Aloha)	W 51-43	34,803	— 21	13	35 176 0	24-12-0 221 4	59 397	27	35 79 4	46-24-1 456 2	81 535	ABC
Jan. 1, 2002	Tempe (Fiesta)	L 16-38	74,118	3 2	20	31 49 1	47-24-3 279 1	78 328	22	28 150 1	42-28-1 350 4	70 500	ABC
Oct. 22, 2011	Boulder	L 2-45	52,123	— 9	14	39 98 0	33-15-1 133 0	72 231	25	48 371 3	21-11-0 156 2	69 527	FSN
Oct. 27, 2012	Eugene	L 14-70	57,521	— 2	12	33 150 2	27-13-1 96 0	60 246	30	57 425 7	18-14-0 192 2	75 617	PAC12
Oct. 5, 2013	Boulder	L 16-57	45,944	— 2	15	36 94 0	34-12-2 280 1	70 374	31	62 349 3	34-19-2 406 5	96 755	PAC12
Nov. 22, 2014	Eugene	L 10-44	55,891	— 3	14	30 121 0	32-16-0 105 1	62 226	30	41 265 3	36-26-0 332 3	77 597	PAC12
Oct. 3, 2015	Boulder (N)	L 24-41	46,222	— —	18	36 77 2	42-25-1 231 1	78 308	27	60 361 3	21-13-1 176 2	81 537	ESPN
Sept. 24, 2016	Eugene	W 41-38	53,974	— —	32	52 260 2	32-23-2 333 3	84 593	24	45 215 3	33-22-1 293 2	78 508	PAC12

CU INDIVIDUAL HIGHS

Most Yards Rushing: 173, Mark Hatcher, Sept. 13, 1986

Most Receptions: 10, Daniel Graham, Jan. 1, 2002

Most Yards Passing: 333, Steven Montez, Sept. 24, 2016

Most Yards Receiving: 153, Devin Ross, Sept. 24, 2016

OREGON STATE

Date	Site	Result	Attend.	Rank CU OSU	CU FD	Rushing att yds td	Passing a-c-i yds td	Tot Off no yds	OSU FD	Rushing att yds td	Passing a-c-i yds td	Tot Off no yds	TV
Sept. 26, 1931	Portland	L 0-16		— —	Stats N/A								
Sept. 28, 1963	Portland	L 6-41	18,721	— —	13	43 168 0	10- 7-1 127 1	53 295	25	56 275 1	27-16-1 219 5	83 494	
Sept. 26, 1964	Boulder	L 7-14	17,500	— —	14	57 129 1	8- 5-0 47 0	65 176	11	46 134 1	8- 4-0 95 1	54 229	
Sept. 24, 1983	Boulder	W 38-14	33,504	— —	20	41 252 3	20-13-2 210 1	61 462	22	43 99 0	48-20-2 283 2	91 382	
Sept. 24, 1988	Boulder	W 28-21	41,297	— —	16	51 308 4	9- 6-0 190 0	60 498	23	32 119 1	38-27-0 353 2	70 472	
Sept. 28, 2013	Corvallis	L 17-44	44,279	— —	14	35 154 0	34-14-2 146 2	69 300	29	34 120 0	54-28-1 420 6	88 540	PAC12
Oct. 4, 2014	Boulder	L 31-36	36,415	— —	25	28 123 2	49-32-1 308 2	77 431	22	32 167 3	37-27-0 278 1	69 445	PAC12
Oct. 24, 2015	Corvallis (N)	W 17-13	36,977	— —	20	44 171 1	24-17-0 157 1	68 328	17	41 202 1	32-13-1 199 0	73 401	PAC12
Oct. 1, 2016	Boulder	W 47- 6	46,839	— —	26	54 247 2	30-21-0 316 3	84 563	14	34 126 0	32-13-2 100 0	66 226	PAC12

CU INDIVIDUAL HIGHS

Most Yards Rushing: 211, Eric Bieniemy, Sept. 24, 1988

Most Receptions: 7, Shay Fields, Oct. 1, 2016

Most Yards Passing: 308, Sefo Liufau, Oct. 4, 2014

Most Yards Receiving: 169, Shay Fields, Oct. 1, 2016



SOUTHERN CALIFORNIA

Date	Site	Result	Attend.	Rank CU USC	CU FD	Rushing att yds td	Passing a-c-i	yds td	Tot Off no yds	USC FD	Rushing att yds td	Passing a-c-i	yds td	Tot Off no yds	TV
Nov. 12, 1927	Los Angeles	L 7-46		— —	Stats N/A										
Sept. 21, 1963	Boulder	L 0-14	27,000	— 1	4	40 83 0	1- 0-0	0 0	41 83	14	53 159 2	22- 6-2	71 0	75 230	
Sept. 18, 1964	Los Angeles (N)	L 0-21	39,173	— 13	16	50 145 0	14- 8-1	99 0	64 244	15	47 270 3	12- 6-0	103 0	59 373	
Sept. 9, 2000	Los Angeles (N)	L 14-17	65,153	— 11	20	38 137 0	27-17-0	231 2	65 368	22	38 158 1	31-25-1	275 1	69 433	ABC
Sept. 14, 2002	Boulder	L 3-40	53,119	18 17	4	35 37 0	13- 2-1	24 1	48 61	22	41 184 4	31-22-0	244 0	72 425	ABC
Nov. 4, 2011	Boulder (N)	L 17-42	50,083	— 21	19	25 134 0	37-17-0	250 2	62 384	31	33 243 0	39-25-1	318 6	72 561	ESPN
Oct. 20, 2012	Los Angeles	L 6-50	83,274	— 11	25	42 103 0	43-23-3	248 0	85 351	22	23 118 0	25-23-0	340 7	48 458	PAC12
Nov. 23, 2013	Boulder (N)	L 29-47	36,005	— 23	18	31 124 1	33-17-1	188 2	64 312	20	41 243 4	30-20-0	206 2	71 449	PAC12
Oct. 18, 2014	Los Angeles	L 28-56	74,756	— 22	27	46 172 2	49-31-2	231 2	95 403	21	33 213 1	28-19-0	319 7	61 532	PAC12
Nov. 13, 2015	Boulder (N)	L 24-27	37,905	— —	21	36 59 1	31-24-0	222 2	67 281	19	37 129 0	27-17-1	204 3	64 333	ESPN2
Oct. 8, 2016	Los Angeles	L 17-21	68,302	21 —	20	29 96 0	44-28-1	275 2	73 371	28	43 190 0	37-25-1	358 3	80 548	PAC12

CU INDIVIDUAL HIGHS

Most Yards Rushing: 150, Marcus Houston, Sept. 9, 2000
Most Receptions: 10, Bryce Bobo, Oct. 8, 2016

Most Yards Passing: 250, Tyler Hansen, Nov. 2, 2011
Most Yards Receiving: 112, Toney Clemons, Nov. 4, 2011

STANFORD

Date	Site	Result	Attend.	Rank CU SU	CU FD	Rushing att yds td	Passing a-c-i	yds td	Tot Off no yds	SU FD	Rushing att yds td	Passing a-c-i	yds td	Tot Off no yds	TV
Nov. 25, 1904	Denver	L 0-33		— —	Stats N/A										
Sept. 10, 1977	Boulder	W 27-21	50,482	12 —	23	62 262 2	25-16-1	231 1	87 493	18	44 170 1	35-20-2	258 2	79 428	
Sept. 19, 1987	Boulder	W 31-17	45,073	— —	27	80 413 4	9- 3-1	60 0	89 473	15	21 72 0	33-17-2	207 2	54 279	KCNC (I)
Sept. 6, 1990	Boulder (N)	W 21-17	50,669	6 —	18	55 253 3	18- 9-1	179 0	73 432	10	34 75 2	29-18-1	155 0	63 230	ESPN
Sept. 28, 1991	Palo Alto	L 21-28	57,394	17 —	14	41 153 1	20- 9-0	117 1	61 270	24	52 247 4	28-17-1	238 0	80 485	ABC (r)
Sept. 18, 1993	Palo Alto (N)	L 37-41	52,100	7 20	26	55 274 5	30-13-1	277 0	85 551	19	25 61 1	45-32-2	410 5	70 471	ESPN
Oct. 8, 2011	Palo Alto	L 7-48	50,360	— 7	11	27 60 0	30-16-1	204 1	57 264	28	35 161 3	35-27-1	392 3	70 553	Versus
Nov. 3, 2012	Boulder	L 0-48	44,138	— 15	6	21 21 0	23-12-1	97 0	44 76	25	39 306 3	35-25-0	230 2	74 436	FX
Nov. 7, 2015	Boulder	L 10-42	40,142	— 9	15	30 83 1	23-13-2	148 0	53 231	25	48 275 3	27-18-1	197 3	75 472	PAC12
Oct. 22, 2016	Palo Alto	W 10- 5	44,535	— —	23	49 224 0	25-12-0	135 1	74 359	15	33 93 0	29-16-3	170 0	62 263	PAC12

CU INDIVIDUAL HIGHS

Most Yards Rushing: 152, James Mayberry, Sept. 10, 1977
Most Receptions: 8, Charles Johnson, Sept. 18, 1993

Most Yards Passing: 277, Kordell Stewart, Sept. 18, 1993
Most Yards Receiving: 172, Charles Johnson, Sept. 18, 1993

UCLA

Date	Site	Result	Attend.	Rank CU LA	CU FD	Rushing att yds td	Passing a-c-i	yds td	Tot Off no yds	LA FD	Rushing att yds td	Passing a-c-i	yds td	Tot Off no yds	TV
Sept. 13, 1980	Los Angeles	L 14-56	37,205	— —	20	52 225 1	30-19-1	205 1	82 430	18	56 267 7	10- 7-0	85 1	66 352	
Oct. 3, 1981	Los Angeles	L 7-27	40,347	— 16	10	36 107 0	25-10-1	54 1	61 161	22	55 179 0	20-13-1	258 2	80 437	
Oct. 2, 1982	Boulder	L 6-34	38,702	— 9	12	31 57 0	30-19-2	125 0	61 182	27	41 102 3	32-20-1	338 1	73 440	KTLA (I)
Sept. 29, 1984	Boulder	L 16-33	38,925	— 17	25	33 31 0	46-22-1	311 1	79 342	16	49 202 2	23-13-0	193 1	72 395	
Sept. 21, 2002	Los Angeles	W 31-17	63,880	— 20	27	51 325 3	23-12-0	146 0	74 471	20	28 62 0	36-22-1	222 2	64 284	ABC
Sept. 6, 2003	Boulder	W 16-14	48,584	24 —	21	47 88 1	31-21-0	157 1	78 245	13	26 38 0	30-17-0	205 3	56 243	ABC (r)
Nov. 19, 2011	Los Angeles	L 6-45	57,334	— —	15	28 87 0	32-17-3	142 1	60 229	24	44 328 2	19-15-0	225 4	63 553	Versus
Sept. 29, 2012	Boulder	L 14-42	46,893	— —	14	30 83 0	35-23-1	226 2	65 309	29	44 211 4	40-25-0	281 2	84 492	PAC12
Nov. 2, 2013	Los Angeles	L 23-45	80,377	— 17	26	40 134 1	36-25-0	247 1	76 381	18	33 139 4	24-19-0	273 2	57 412	FOX-S1
Oct. 25, 2014	Boulder (2 OT)	L 37-40	37,442	— 25	31	45 233 2	46-28-2	267 2	91 500	21	37 309 4	33-24-0	200 1	76 509	PAC12
Oct. 31, 2015	Los Angeles	L 31-35	51,508	— 24	34	56 242 2	58-37-2	312 0	114 554	16	26 138 3	33-19-0	262 1	59 400	PAC12
Nov. 3, 2016	Boulder (N)	W 20-10	43,761	21 —	24	52 144 1	33-20-3	160 0	85 304	14	30 25 0	29-15-1	185 1	59 210	FS-1

CU INDIVIDUAL HIGHS

Most Yards Rushing: 188, Chris Brown, Sept. 21, 2002
Most Receptions: 11, on two occasions

Most Yards Passing: 312, Sefo Liufau, Oct. 31, 2015
Most Yards Receiving: 145, Jon Embree, Sept. 29, 1984

UTAH

Date	Site	Result	Attend.	Rank CU UU	CU FD	Rushing att yds td	Passing a-c-i	yds td	Tot Off no yds	UU FD	Rushing att yds td	Passing a-c-i	yds td	Tot Off no yds	TV
Stats for first 41 games in the series are not available															
Oct. 13, 1945	Boulder	W 18-13		— —	6	83 3	6- 4-0	68 0	151	13	186 2	22- 7-4	49 0	235	
Nov. 2, 1946	Salt Lake City	L 0- 7	10,575	— —	7	47 228 0	14- 1-5	11 0	61 239	9	57 298 1	19- 6-2	52 0	76 350	
Nov. 1, 1947	Boulder	L 7-13	22,000	— —	14	44 79 1	12- 6-3	110 0	56 189	8	37 119 0	16- 6-2	85 2	53 204	
Oct. 30, 1948	Salt Lake City	L 12-14	17,003	— —	15	55 182 2	12- 3-0	40 0	67 222	14	41 210 0	11- 6-0	97 2	52 307	
Oct. 29, 1949	Boulder	W 14- 7	20,103	— —	15	61 201 2	9- 3-2	59 0	70 260	11	43 222 1	7- 0-0	0 0	50 222	
Oct. 28, 1950	Salt Lake City	T 20-20	11,000	— —	11	53 183 2	14- 5-4	54 0	67 237	11	41 151 1	25-14-2	118 2	66 269	
Nov. 10, 1951	Boulder	W 54- 0	14,048	— —	23	68 452 6	12- 8-0	175 2	80 627	7	24 22 0	35-11-2	137 0	59 159	
Nov. 1, 1952	Salt Lake City	W 20-14	15,300	— —	12	44 192 1	8- 6-0	73 1	52 265	22	51 246 1	31-16-1	131 1	82 377	
Nov. 7, 1953	Boulder	W 21- 0	18,500	— —	10	47 161 2	6- 2-1	29 1	53 190	14	51 191 0	24- 9-7	58 0	75 249	
Nov. 13, 1954	Salt Lake City	W 20- 7	10,111	— —	16	55 219 2	8- 2-1	41 0	63 260	11	36 53 0	23-14-0	152 1	59 205	
Nov. 5, 1955	Boulder	W 37- 7	20,500	— —	21	58 249 1	15- 8-3	193 3	73 442	9	38 62 0	19-10-1	87 0	57 149	
Nov. 17, 1956	Salt Lake City	W 21- 7	9,773	— —	18	68 331 2	12- 6-2	64 1	80 395	12	34 174 0	21- 7-2	120 1	55 294	
Sept. 28, 1957	Boulder	W 30-24	37,000	— —	21	62 294 2	11- 6-1	137 2	73 431	17	35 82 1	26-17-2	248 2	61 330	
Nov. 15, 1958	Salt Lake City	W 7- 0	4,300	— —	2	33 62 1	0- 0-0	0 0	33 62	14	55 190 0	9- 3-0	16 0	64 206	
Nov. 11, 1961	Boulder	L 12-21	25,000	8 —	17	34 210 0	24-10-3	208 2	58 418	22	53 233 2	19-12-0	131 1	72 364	
Sept. 22, 1962	Salt Lake City	L 21-37	25,878	— —	21	36 103 2	32-18-2	208 0	68 311	17	36 195 1	16-12-0	234 3	52 429	
Nov. 25, 2011	Salt Lake City	W 17-14	45,026	— —	20	30 109 1	36-22-1	264 1	66 373	15	33 89 1	25-18-0	185 1	58 274	FSN
Nov. 23, 2012	Boulder	L 35-42	46,052	— —	25	35 112 3	52-30-4	306 1	87 418	18	36 208 3	25-13-0	128 1	61 336	FX
Nov. 30, 2013	Salt Lake City	L 17-24	45,023	— —	20	25 48 0	47-24-1	273 2	72 321	21	44 155 2	33-19-1	233 1	77 388	PAC12



UTAH *continued*

Date	Site	Result	Attend.	Rank CU CSU	CU FD	Rushing att yds td	Passing a-ci yds td	Tot Off no yds	CSU FD	Rushing att yds td	Passing a-ci yds td	Tot Off no yds	TV
Nov. 29, 2014	Boulder	L 34-38	39,155	— —	18	32 116 3	31-20-1 317 3	63 433	21	35 128 1	37-25-0 311 1	72 439	PAC12
Nov. 28, 2015	Salt Lake City	L 14-20	45,823	— —	19	33 49 0	38-19-3 258 2	71 307	18	50 216 1	26-10-1 108 1	76 324	PAC12
Nov. 26, 2016	Boulder (N)	W 27-22	52,301	9 21	18	38 108 1	44-23-0 270 1	82 378	15	41 179 0	40-13-2 160 1	81 339	FOX

CU INDIVIDUAL HIGHS

Most Yards Rushing: 162, Bob Stransky, Sept. 28, 1957

Most Receptions: 9, Devin Ross, Nov. 26, 2016

Most Yards Passing: 317, Sefo Liufau, Nov. 1, 2014

Most Yards Receiving: 112, Leon Mavity, Nov. 11, 1961

WASHINGTON

Date	Site	Result	Attend.	Rank CU UW	CU FD	Rushing att yds td	Passing a-ci yds td	Tot Off no yds	UW FD	Rushing att yds td	Passing a-ci yds td	Tot Off no yds	TV
Nov. 6, 1915	Seattle	L 0-46		— —		Stats N/A							
Sept. 19, 1953	Seattle	W 21-20	31,000	— —	14	52 218 1	13- 3-2 67 2	65 285	16	29 107 2	42-19-1 285 1	71 392	
Sept. 21, 1957	Seattle	T 6- 6	32,500	— —	14	61 238 1	8- 2-0 2 0	69 240	7	41 146 0	7- 2-1 63 1	48 209	
Sept. 19, 1959	Boulder	L 12-21	23,678	— —	14	41 76 1	24-15-2 167 0	65 243	13	53 172 1	7- 4-1 61 1	60 233	
Sept. 18, 1976	Seattle	W 21- 7	36,600	— —	21	63 244 3	7- 5-0 60 0	70 304	19	40 106 1	28-17-1 181 0	68 287	ABC (r)
Dec. 30, 1985	Anaheim (<i>Freedom</i>)	L 17-20	30,961	— —	15	58 190 1	10- 2-0 44 1	68 234	20	43 207 2	26-15-1 141 0	69 348	Lorimar
Sept. 30, 1989	Seattle	W 45-28	69,152	5 21	20	60 420 6	3- 2-1 65 0	63 485	25	28 110 1	45-23-3 259 1	73 369	KCNC (I)
Sept. 29, 1990	Boulder	W 20-14	52,868	20 12	22	56 183 2	15- 8-1 179 0	71 362	17	32 122 1	34-16-3 190 1	66 312	PSN (r)
Dec. 30, 1996	San Diego (N; <i>Holiday</i>)	W 33-21	54,749	8 13	24	30 43 0	45-25-0 371 3	75 414	18	37 138 2	37-21-1 203 0	74 341	ESPN
Sept. 25, 1999	Seattle	L 24-31	72,068	— —	25	25 122 1	36-19-2 167 0	61 289	21	52 205 2	23-12-1 210 0	75 415	ABC
Sept. 16, 2000	Boulder	L 14-17	50,454	— 9	16	35 69 0	27-15-0 174 1	62 243	24	49 205 1	29-15-2 200 1	78 405	ABC (r)
Oct. 15, 2011	Seattle	L 24-52	62,147	— —	17	27 62 2	38-22-0 207 1	65 269	31	40 295 3	30-23-0 267 4	70 562	FCS-P
Nov. 17, 2012	Boulder	L 3-38	43,148	— —	10	31 90 0	23-10-2 51 0	54 141	22	38 228 0	29-22-0 248 5	67 476	FX
Nov. 9, 2013	Seattle (N)	L 7-59	66,599	— —	15	37 128 0	25-14-2 171 1	62 299	28	51 316 4	29-22-0 312 2	80 628	PAC12
Nov. 1, 2014	Boulder	L 23-38	35,633	— —	24	37 181 0	52-36-1 314 2	89 495	14	40 236 1	19-13-0 206 2	59 442	PAC12
Dec. 2, 2016	Santa Clara (N; P12C)	L 10-41	47,118	9 4	9	29 82 1	25- 8-3 81 0	54 163	22	54 265 2	24- 9-0 118 2	78 383	FOX

CU INDIVIDUAL HIGHS

Most Yards Rushing: 143, Eric Bieniemy, Sept. 29, 1990

Most Receptions: 13, Nelson Spruce, Nov. 1, 2014

Most Yards Passing: 371, Koy Detmer, Dec. 30, 1996

Most Yards Receiving: 162, Rae Carruth, Dec. 30, 1996

WASHINGTON STATE

Date	Site	Result	Attend.	Rank CU WSU	CU FD	Rushing att yds td	Passing a-ci yds td	Tot Off no yds	WSU FD	Rushing att yds td	Passing a-ci yds td	Tot Off no yds	TV
Sept. 19, 1981	Boulder	L 10-14	35,277	— —	23	57 205 1	24-14-1 154 0	81 359	14	47 220 1	12- 4-0 39 0	59 259	
Sept. 18, 1982	Spokane	W 12- 0	30,923	— —	16	58 241 0	15- 2-0 20 0	73 261	14	43 107 0	27- 9-1 75 0	70 182	KWGN (I)
Sept. 26, 1987	Boulder	W 26-17	43,527	— —	21	70 425 2	5- 1-0 30 0	75 455	22	34 79 0	52-28-2 264 2	86 343	
Aug. 31, 1996	Boulder	W 37-19	51,481	5 —	23	46 192 1	40-22-1 278 3	86 470	9	21 5 1	33-13-1 163 1	54 168	ABC (r)
Sept. 13, 2003	Boulder	L 26-47	48,146	17 —	21	34 97 0	55-32-2 348 3	48 61	16	33 153 1	33-17-1 310 3	66 463	PPV
Sept. 11, 2004	Seattle	W 20-12	56,188	— —	7	37 47 0	24-12-1 78 0	61 125	20	40 15 1	52-19-1 387 1	92 402	ABC
Oct. 1, 2011	Boulder	L 27-31	51,928	— —	20	38 161 1	24-15-1 175 2	62 336	28	27 79 1	49-32-1 376 3	76 455	FCS-P
Sept. 22, 2012	Pullman	W 35-34	31,668	— —	26	38 186 3	42-29-1 345 2	80 531	23	22 50 0	60-32-2 401 4	82 451	FX
Nov. 21, 2015	Pullman	L 3-27	25,121	— 24	17	30 85 0	41-26-2 238 0	71 323	30	21 149 1	57-30-1 332 2	78 481	ESPN2
Nov. 19, 2016	Boulder	W 38-24	48,658	12 20	31	59 258 5	41-27-0 345 0	100 603	21	22 137 0	53-26-1 325 3	75 462	FOX


CU INDIVIDUAL HIGHS

Most Yards Rushing: 185, Sal Aunese, Sept. 26, 1987

Most Receptions: 11, Derek McCoy, Sept. 13, 2003

Most Yards Passing: 345, on two occasions

Most Yards Receiving: 131, Derek McCoy, Sept. 13, 2003



The ESPN Game Day crew has been to Boulder three times, the last in 1996.



COACHING RECORDS



Coach (Alma Mater)	Seasons	Years	Games	W	L	T	Pct.	Pts.	Opp.
Harry Heller (Baker/Colorado '85)	1894	1	9	8	1	0	.889	288	32
Willis Keinholtz (Minnesota)	1905	1	9	8	1	0	.889	359	28
*Fred Folsom (Dartmouth)	1895-99; 01-02; 08-15	15	102	77	23	2	.765	1813	555
Dave Cropp (Lenox/Wisconsin)	1903-04	2	19	14	4	1	.763	384	112
Rick Neuheisel (UCLA '84)	1995-98	4	47	33	14	0	.702	1398	1008
Myron Witham (Dartmouth '05)	1920-31	12	96	63	26	7	.693	1525	841
William Saunders (Auburn/Navy '16)	1932-34	3	24	15	7	2	.667	413	137
#Brian Cabral (Colorado '78)	2010	1	3	2	1	0	.667	95	95
Bunny Oakes (Illinois '23)	1935-39	5	41	25	15	1	.662	685	332
Frank Potts (Oklahoma '27)	1940; 1944-45	3	25	16	8	1	.660	494	236
Sonny Grandelius (Michigan State '51)	1959-61	3	31	20	11	0	.645	468	414
Bill Mallory (Miami, Ohio '58)	1974-78	5	57	35	21	1	.623	1358	1163
Bill McCartney (Missouri '62)	1982-94	13	153	93	55	5	.624	3977	3039
Dallas Ward (Oregon State '27)	1948-58	11	110	63	41	6	.600	2497	1743
T.C. Mortimer (Simpson '96/Chicago)	1900	1	10	6	4	0	.600	150	78
Jim Yeager (Kansas State '31)	1941-43; 1946-47	5	43	24	17	2	.581	663	590
Eddie Crowder (Oklahoma '55)	1963-73	11	118	67	49	2	.571	2528	2105
Gary Barnett (Missouri '69)	1999-2005	7	88	49	38	0	.563	2385	2256
Frank Castleman (Colgate)	1906-07	2	17	7	6	4	.529	155	96
Melbourne "Bob" Evans (James Millikin U.)	1916-17	2	15	7	7	1	.500	154	218
Joe Mills (Denver)	1918-19	2	11	4	6	1	.409	130	138
Mike MacIntyre (Georgia Tech '89)	2013-16	4	51	20	31	0	.392	1402	1588
Dan Hawkins (UC-Davis '84)	2006-10	5	58	19	39	0	.328	1255	1621
Chuck Fairbanks (Michigan State '55)	1979-81	3	33	7	26	0	.212	469	1047
Bud Davis (Colorado '51)	1962	1	10	2	8	0	.200	122	346
Jon Embree (Colorado '88)	2011-12	2	25	4	21	0	.160	471	1027
#Mike Hankwitz (Michigan '70)	2005	1	1	0	1	0	.000	10	19
*None	1890-93	4	20	7	13	0	.350	310	463
Totals		127	1,225	695	494	36	.582	25,958	21,327

*—Folsom's first game as a coach was the second game in 1895; the first game is included under the "None" category. #—Interim.



Harry Heller



Fred Folsom



Frank Castleman




Joe Mills



Myron Witham



William Saunders



Bunny Oakes



Frank Potts



Jim Yeager



Dallas Ward



Sonny Grandelius



Bud Davis



Eddie Crowder



Bill Mallory



Chuck Fairbanks



Bill McCartney



Rick Neuheisel



Gary Barnett



Mike Hankwitz



Dan Hawkins



Brian Cabral



Jon Embree



Mike MacIntyre



ALL-TIME ASSISTANT COACHES



There have been 187 known full-time assistant coaches, not including strength coaches, administrative assistants, recruiting coordinators and operations directors in Colorado football history. The list of those who have helped head coaches through the years (minimal information available prior to 1918):

Name (Alma Mater)	Position(s)	Seasons
Adams, Clayton (Boise State '05)	RB, TE, OL	(4) 2013-16
Ambrose, Ashley (Mississippi Valley State '92)	CB	(1) 2010
Ashmore, J.N.		(1) 1918
Baer, Kent (Utah State '73)	DC, LB	(2) 2013-14
Bandison, Romeo (Oregon '94)	DL	(5) 2006-10
Barfield, Maurice "Red"		(1) 1944
*Barnett, Gary (Missouri '69)	RB, QB, FB, OC	(8) 1984-91
Barry, Mike (Southern Illinois '69)	OG/C	(6) 1987-92
Bartlett, Chris (Colorado '28)	E	(1) 1940
Bassett, Harold (Iowa State '72)	LB	(1) 1981
Batta, Tom (Kent State '65)	DT	(5) 1974-78
Beattie, Bob (Middlebury '55)	FR (Asst.)	(6) 1956-61
Beckett, Bob (Wyoming '50)	L	(1) 1962
Beers, Hugh		(1) 1922
Belu, George (Ohio '62)	OC	(5) 1974-78
Benz, Duke (St. Lawrence '39)	DE	(1) 1972
Beresford, Howard (Colorado '78)		(3) 1926-28
Bernardi, Gary (Cal State-Northridge '76)	OL,TE/HB	(4) 2013-16
Bernstein, Steve (Occidental '67)	DB	(3) 1985-87
Bielat, Larry (Michigan State '60)		(2) 1966-67
Bieniemy, Eric (Colorado '01)	RB, OC	(4) 2001-02, 2011-12
Blair, Ken (Colorado '63)	OLB	(5) 1966-70
Boerio, Charles (Illinois '52)	LB	(3) 1959-61
Borbely, Dave (DePauw '81)	OL	(4) 2002-05
Bradley, Paul (Colorado '33)	E	(4) 1941-42, 1946-47
*Brandon, Gregg (Northern Colorado '78)	WR, RC	(2) 1999-2000
Bray, Craig (UNLV '75)	DB	(2) 2004-05
Brookhart, J.D. (Colorado State '88)	TE/ST	(2) 2011-12
Brown, Greg (Texas-El Paso '80)	DB, DC	(9) 1991-1993, 2006-09, 2011-12
Brown, Irv (Northern Colorado '57)	FR	(1) 1972
Braun, Ray (North Dakota State '62)	DL	(2) 1979-80
Bynum, Mike (Colorado '69)	QB	(1) 1973
Cabe, Gary (USC '63)	WR	(2) 1980-81
*Cable, Tom (Idaho '86)	OL, OC	(2) 1998-99
Cabral, Brian (Colorado '78)	LB, AH	(23) 1990-2012
*Caldwell, Jim (Iowa '77)	OLB, WR, QB	(3) 1982-84
Cantwell, Phil (Notre Dame '51)	E	(1) 1962
Caranci, Roland (Colorado '43)	L	(1) 1945
Carlson, Harry (Springfield '20)		(1) 1928
Chiaverini, Darrin (Colorado '99)	CO-OC, WR	(1) 2016
Christoff, A.J. (Idaho '72)	DC, DB	(4) 1995-98
*Claiborne, Jerry (Kentucky '50)	AH, DC	(1) 1971
Clark, Charles (Mississippi '07)	DB	(4) 2013-16
Collins, Ron (Washington State '87)	DC	(5) 2006-10
Cooney, Jim		(1) 1922
Corradini, Ron (Miami, Ohio '61)	DB	(5) 1974-78
*Cortese, Bob (Colorado '65)	RB	(1) 1978
Cox, Forrest (Kansas '31)	B	(7) 1935-41
Culpepper, Pat (Texas '63)		(2) 1965, 1968
Cumm, B. I.		(1) 1920
*Dalton, Kay (Colorado State '52)	QB	(2) 1971-72
Davidson, Hugh (Colorado '52)	FR	(4) 1954-57
Dickey, Doug (Florida '54)	AH, OC	(1) 1979
*Dickerson, Ron (Kansas State '70)	AH, DB	(3) 1982-84
*DiNardo, Gerry (Notre Dame '75)	DL, OT, TE, OC	(9) 1982-90
Dorrell, Karl (UCLA '86)	WR, OC, QB	(6) 1992-93, 1995-98
*Dotsch, Roland (Michigan State '55)	B	(1) 1961
Driskill, Walter (Colorado '36)	FR	(4) 1937-40
Durchik, Gary (Miami, Ohio '65)	OG-C	(5) 1974-78
Duval, Rick (Worcester '61)	AA, WR, RC	(5) 1968-72
Embree, Jon (Colorado '87)	TE, DL, WR	(10) 1993-2002
Evans, Dale (West Virginia '60)	DC, ILB	(1) 1982
Farhat, Ed (Ferris Institute '49)	DB	(1) 1962
*Feldman, Rudy (UCLA '55)	AH	(4) 1963-66
Flannagan, Chris		(1) 1944
Foote, Percy		(1) 1906
Foster, Bob (UC-Davis '64)	OLB	(1) 2009
Franklin, Chet (Utah '57)	OC	(8) 1963-70
Franklin, Walter (Colorado '22)		(6) 1923-28
Frease, Don (Oregon '72)	WR	(4) 1987-90
Gentry, Eugene (Minnesota '34)	E	(4) 1948-51



Barnett



I. Brown



Caldwell



DiNardo



Embree




Feldman



Name (Alma Mater)	Position(s)	Seasons
Ghilotti, Bob (<i>Stanford '48</i>)	E	(3) 1959-61
Gilmore, Ted (<i>Wyoming '91</i>)	WR	(2) 2003-04
Goldston, Ralph (<i>Youngstown State '52</i>)	RB	(1) 1973
Gregory, Ben (<i>Nebraska '69</i>)	RB	(6) 1991-96
Grimes, Jeff (<i>Texas-El Paso '91</i>)	AH, OL	(2) 2007-08
Hagan, Darian (<i>Colorado '96</i>)	WR, RB	(7) 2005-10, 2016
Hamburg, George (<i>Colorado '43</i>)	E	(2) 1944-45
Hankwitz, Mike (<i>Michigan '70</i>)	OLB, DC, ILB, DB	(12) 1985-94, 2004-05
Hansen, Paul (<i>Oregon '75</i>)	QB	(1) 1982
Harper, Joe (<i>UCLA '59</i>)		(5) 1963-67
Hauck, Bobby (<i>Montana '87</i>)	ST, RC, DB	(4) 1995-98
Heater, Chuck (<i>Michigan '75</i>)	TE	(5) 1994-98
Helfrich, Mark (<i>Southern Oregon '96</i>)	OC, QB	(3) 2006-08
Hochevar, Gene (<i>Northern Colorado '64</i>)	OL	(3) 1979-81
Hundley, Tim (<i>Oregon Coll. of Ed. '74</i>)	DT	(3) 1996-98
Hunter, John		(1) 1904
*Iba, Henry		(1) 1933
Inge, William (<i>Iowa '96</i>)	DL	(1) 2005
*James, Don (<i>Miami, Fla. '54</i>)	DC	(3) 1968-70
Jeffcoat, Jim (<i>Arizona State '82</i>)	DL	(4) 2013-16
Jenkins, Ray (<i>Colorado '42</i>)	FR, E	(10) 1948-57
Johnson, C.C.		(2) 1923-24
Johnson, Denver (<i>Tulsa '81</i>)	OL	(2) 2009-10
Johnston, Frank (<i>Notre Dame '54</i>)	FR	(3) 1959-61
*Joseph, Vance (<i>Colorado '94</i>)	CB	(2) 2002-03
Julius, Lannie (<i>San Jose State '65</i>)	RC	(3) 1979-81
Kassis, Tom (<i>Notre Dame '31</i>)	L	(1) 1931
Keith, Floyd (<i>Ohio Northern '70</i>)	RB, QB, WR	(5) 1974-78
Kemp, Frank		(1) 1918
Kennan, Larry (<i>LaVerne '66</i>)	TE	(1) 1971
Kennedy, Bobby (<i>Northern Colorado '89</i>)	WR	(2) 2011-12
Kiesau, Eric (<i>Portland State '96</i>)	WR, OC, QB	(5) 2006-10
Knotts, Doug (<i>Duke '57</i>)	DC, LB	(3) 1979-81
Knuckles, Ed (<i>Colorado '14</i>)		(3) 1921-23
Kuzma, Tom (<i>Michigan '47</i>)	FR	(1) 1947
Lam, William "Kayo" (<i>Colorado '36</i>)	B	(2) 1939-40
LaRussa, Andy (<i>Southern Utah '02</i>)	CB, DE	(2) 2013-14
Leavitt, Jim (<i>Missouri '78</i>)	DC, LB	(2) 2015-16
Levine, Pete (<i>Oklahoma State '59</i>)	RB	(2) 1980-81
Lewis, Terry (<i>Southern '70</i>)	TE, OL	(6) 1992-97
Lindgren, Brian (<i>Idaho '04</i>)	OC, QB	(4) 2013-16
*Logan, Steve (<i>Tulsa '75</i>)	RB	(2) 1985-86
Lucas, Oliver (<i>LaVerne '74</i>)	RB	(6) 1985-90
Maier, Julian		(1) 1920
Marciniak, Ron (<i>Kansas State '55</i>)	OL	(3) 1979-81
Marshall, Steve (<i>Louisville '79</i>)	OL	(4) 2000-01, 2011-12
Mason, John (<i>Oklahoma State '25</i>)	B, FR, AH	(9) 1928-36
McConlogue, Jim (<i>Moravian Coll. '47</i>)		(1) 1963
McGhee, Kanavis (<i>Colorado '95</i>)	DL	(2) 2011-12
McGowan, C.B. (<i>Texas Southern '52</i>)	RB	(4) 1969-72
McMahon, Tom (<i>Montana '71</i>)	co-DC, DB	(3½) 1999-Sp 2002
McNeely, Mike (<i>NW Oklahoma St. '76</i>)	LB	(3) 1982-84
*Miles, Les (<i>Michigan '76</i>)	OL	(5) 1982-86
Mills, Joel		(3) 1919-21
*Mondt, Bill (<i>Colorado '59</i>)		(3) 1964-66
*Mora, Jim (<i>Occidental '57</i>)	DE, OLB, DB	(6) 1968-73
Moseley, Dick (<i>Eastern Michigan '56</i>)	DB	(3) 1979-81
Munns, Ralph (<i>Cornell '28</i>)	L	(4) 1927-30
Neinas, Toby (<i>Missouri '95</i>)	ST	(3) 2013-15
Nelson, Jack (<i>Gustavus Adolphus '50</i>)	E	(1) 1958
*Neuheisel, Rick (<i>UCLA '84</i>)	WR	(1) 1994
*Nystrom, Carl "Buck" (<i>Michigan State '56</i>)	OL	(5) 1959-61; 1981-82
Okruch, Vince (<i>Culver-Stockton '77</i>)	co-DC, OLB, DC, SS	(5) 1999-2003
Ortmeyer, Steve (<i>LaVerne '67</i>)	DL	(6) 1968-73
Pola, Kennedy (<i>USC '87</i>)	RB	(2) 1997-98
Polonchek, John (<i>Michigan State '51</i>)	AH	(3) 1959-61
*Potts, Frank (<i>Oklahoma '27</i>)	OL	(18) 1927-39; 1941-43; 1946-47
Prentup, Frank (<i>Kansas State '32</i>)	E, B	(18) 1941-58
Prince, Robert (<i>Humboldt State '90</i>)	WR	(1) 2010
Radakovich, Dan (<i>Penn State '56</i>)	DC, LB	(3) 1971-73
Reubin, Bob (<i>Bowling Green '61</i>)	DC	(5) 1974-78
Riddle, Kent (<i>Oregon State '92</i>)	TE, ST	(5) 2006-10
Rocchio, Wilbur		(2) 1943-44
Russell, Matt (<i>Colorado '97</i>)	LB	(1) 2000
Sample, Sam (<i>Hastings '63</i>)	RB	(1) 1983
Sanders, John (<i>San Diego '75</i>)	TE	(2) 1980-81
Sayre, Elvin (<i>Illinois '37</i>)	L	(4) 1937-40



C. Franklin




Gregory




Hankwitz



James



Keith



Lucas



Name (Alma Mater)


Scherer, Rip (*William & Mary '74*)
 Schottel, Steve (*NW Missouri State '69*)
 Sidwell, Steve (*Colorado '66*)
 *Simmons, Bob (*Bowling Green '71*)
 Simms, Shawn (*Bowling Green '86*)
 Smeland, Chris (*San Luis Obispo '74*)
 Smith, Jim (*Notre Dame '52*)
 Sneddon, Bob (*Colorado State '43*)
 Stalwick, Don (*UCLA '53*)
 Stasica, Leo (*Colorado '43*)
 Stavely, Dan (*Denver '36*)
 *Steckel, Les (*Kansas '68*)
 Stimack, Don (*Adams State '54*)
 Strausser, Chris (*Chico State '89*)
 Tammariello, Augie (*Denver '60*)
 Taylor, Len
 Taylor, Ron (*Missouri '62*)
 *Tepper, Lou (*Rutgers '66*)
 Tuiasosopo, Mike (*Pacific Lutheran '89*)
 Tumpkin, Joe (*Michigan Tech '94*)
 Uzelac, Elliot (*Western Michigan '64*)
 *Vanderlinden, Ron (*Albion '78*)
 Varnery
 *von Appen, Fred (*Linfield '64*)
 Vooletich, Milan (*Geneva '64*)
 Waite, Howard "Doc" (*Illinois*)
 Wallace, Dwight (*Bowling Green '66*)
 Walls, Will (*TCU '37*)
 Walters, Troy (*Stanford '99*)
 Ward, Dal (*Oregon State '27*)
 Watson, Shawn (*Southern Illinois '82*)
 Webster, Jim (*North Carolina '72*)
 Wells, Marshall (*Minnesota '33*)
 Williamson, Billy (*Georgia Tech '62*)
 Wilson, Chris (*Oklahoma '92*)
 Wolcott, Frank (*Colorado '01*)
 Wristen, John (*Southern Colorado '83*)
 Wyatt, Buddy (*TCU '89*)
 Yaralian, Zaven (*Nebraska '74*)

Position(s)

AH/QB
 WR, RC
 LB
 OLB, DL, AH
 RB
 DE
 B
 E
 B
 FR
 TE, WR, OC
 FR
 AH, OL
 OL
 E
 RB, OC, QB
 DC, ILB, AH
 DL
 DB
 OC, OG/C
 DL
 DE
 DB
 QB, WR
 T
 WR
 DC
 QB, OC, WR
 LB
 G-C
 DB
 DL
 RB, TE
 DL
 DB

Seasons


(2) 2011-12
 (1) 1982
 (6) 1968-73
 (7) 1988-94
 (3) 2003-05
 (1) 1978
 (1) 1962
 (2) 1952-53
 (2) 1963-64
 (1) 1945
 (15) 1958, 1963-76
 (6) 1973-76; 1991-92
 (1) 1962
 (1) 2006
 (6) 1968-73
 (1) 1943
 (2) 1982-83
 (5) 1983-87
 (2) 2011-12
 (2) 2015-16
 (2) 1993-94
 (9) 1983-91
 (1) 1923
 (1) 1995
 (4) 1974-77
 (2) 1938-39
 (4) 1974-77
 (3) 1956-58
 (3) 2013-15
 (1) 1962
 (7) 1999-2005
 (2) 1979-80
 (11) 1948-58
 (1) 1967
 (5) 2000-04
 (5) 1919-23
 (7) 1999-2005
 (1) 1999
 (2) 1988-89




Mason



McMahon



Mora



Prentup



Stavely



Tepper

Strength Coaches

Name (Alma Mater)

Bates, Brad (*Michigan '81*)
 Blacken, Malcolm (*Virginia Tech '89*)
 Finnegan, Greg (*Cornell '92*)
 Forman, Dave (*James Madison '02*)
 Kreis, E.J. "Doc" (*Clemson '76*)
 Larson, Mark (*Central Michigan '78*)
 Madden, Jeff (*Vanderbilt '83*)
 Pitman, Jeff (*Boise State '93*)
 Wilson, Drew (*King's College '00*)

Seasons

(3) 1982-84
 (2) 2011-12
 (2) 2003-04
 (3) 2013-15
 (10) 1993-2002
 (4) 1985-88
 (4) 1989-92
 (5) 2006-10
 (1) 2016

Support

(*Operation Directors/Recruiting Coordinators/Admin Assistants*)

Name (Alma Mater)

Barrett, Steve (*Oklahoma '69*)
 George, Rick (*Illinois '82*)
 Glynn, Mike (*Notre Dame '78*)
 Hagan, Darian (*Colorado '96*)
 Hansburg, David (*Amherst '90*)
 Heater, Chuck (*Michigan '75*)
 Hubbard, Ron (*Brockport State '69*)
 Marks, Chip (*Air Force '90*)
 McGinnis, Bryan (*San Jose State '07*)
 McNeely, Brian (*Wichita State '79*)
 Nevin, Jerry (*UCLA '82*)
 Sample, Sam (*Hastings '63*)
 Sykes, Jashon (*Colorado '02*)
 Toyama, Adam (*Hawai'i '04*)
 Tucker, Robert (*Willamette '97*)

Position(s)

AA
 RC
 Ops
 RC
 Ops
 Ops, RC
 AA
 AA, Ops
 Ops
 Ops
 AA, Ops
 RC
 Ops
 RC
 Ops

Seasons

(1) 1981
 (4) 1987-90
 (2) 1991-92
 (1) 2011
 (6) 1999, 2002-06
 (1) 1993
 (2) 1979-80
 (3) 2009-11
 (4) 2013-16
 (2) 2000-01
 (3) 1996-98
 (1) 1984
 (2) 2011-12
 (3) 2013-15
 (3) 2007-09

(**KEY:** *—went on to become a head coach in either college or the National Football League *after* his time at Colorado. Coaching positions listed in order as performed: AA—Administrative Assistant; AH—Assistant Head Coach; DC—Defensive Coordinator; FR—Freshmen; OC—Offensive Coordinator; Ops—Coordinator or Director of Football Operations; RC—Recruiting Coordinator).



COLORADO'S CONFERENCE HISTORY



The Pac-12 Conference is technically the seventh conference in which the University of Colorado has been a member.

There were no organized leagues in the Rocky Mountain region when CU started playing football in 1890. In 1893, Colorado was a charter member of the Colorado Intercollegiate Athletic Association (CIAA); also known as the Colorado Football Association), joined by Denver, Colorado College, Colorado Mines and Colorado A & M. CU remained a member through 1908 (except 1905, when it withdrew from the state conference prior to the season).

In 1909, a new alignment called the Colorado Faculty Athletic Conference came into existence, with CU, CC, A & M and Mines the charter members. One year later in 1910, the name was changed to the Rocky Mountain Faculty Athletic Conference, as the league expanded geographically to include Utah and Denver, and later, Utah State (1914), Montana State (1917), Brigham Young (1918), Wyoming (1921), and Colorado Teachers College (now Northern Colorado) and Western State (1924). This new league, built on a foundation of faculty control, lasted through the 1936-37 school year.

On Dec. 4, 1937, after a serious gap that had developed between the elite of the RMAC and the smaller schools, seven schools split to form the Mountain States Conference. This new league consisted of CU, DU, A & M, Wyoming, Utah, Utah State and BYU. The remaining five schools continued on as the RMAC, which today remains one of the oldest conferences in the nation.

A decade later, CU athletics would change forever, as the Buffaloes were accepted into the Missouri Valley Intercollegiate Athletic Association (also known as the Big Six) on Dec. 1, 1947. Colorado started competition in this league in the 1948-49 school year, thus changing the group's name to the Big Seven. Other schools in the league were Iowa State, Kansas, Kansas State, Missouri, Nebraska and Oklahoma. When Oklahoma State rejoined the group after a three decade absence in 1958, the conference became known as the Big Eight.

On Feb. 25, 1994, the Big Eight announced expansion plans to include Baylor, Texas, Texas A&M and Texas Tech from the Southwest Conference, a league plagued with NCAA violations and probations over the previous decade; the merger of the four gave those schools a new start in the new Big 12. Later that year, Colorado was invited to join the Pacific-10 Conference, but because the Buffaloes had played a major role in helping form the Big 12, CU's Board of Regents voted 6-3 to remain in the Big 12, which assumed operations on July 1, 1996.

Then on June 11, 2010, Colorado was the first of several "dominoes" to fall nationally in conference realignment. The Buffaloes accepted an invitation to join the Pac-10, along with Utah to form the Pac-12 Conference on July 1, 2011. CU and Utah, old rivals from the first half of the 20th Century, joined Arizona, Arizona State, California, Oregon, Oregon State, USC, Stanford, UCLA, Washington and Washington State in what is known as the "conference of champions," the 12 schools owning 451 NCAA championships, over 200 more than any other conference.



ALL-TIME CONFERENCE STANDINGS



(Colorado did not belong to a conference or association its first three years of football.)

Colorado Football Association

(also known as the Colorado Intercollegiate Athletic Conference)

1893

	Conference				Overall			
	W	L	T	Pts Opp	W	L	T	Pts Opp
Colorado Mines	3	0	0	42 16	4	1	0	96 50
Colorado	1	1	0	54 30	2	3	0	62 76
Colorado State	1	2	0	22 62	2	4	0	110 164
Denver	0	2	0	6 16	1	2	0	30 16

1894

	Conference				Overall			
	W	L	T	Pts Opp	W	L	T	Pts Opp
Colorado	5	0	0	198 4	8	1	0	288 32
Colorado Mines	1	2	0	10 38	1	2	0	10 38
Denver	1	3	0	12 103	1	3	0	12 103
Colorado College	0	1	0	0 8	1	2	0	30 22
Colorado State	0	1	0	0 67	0	1	0	0 67

1895

	Conference				Overall			
	W	L	T	Pts Opp	W	L	T	Pts Opp
Colorado	3	0	0	80 10	5	1	0	158 32
Colorado Mines	1	1	0	40 14	1	1	0	40 14
Denver	0	1	1	4 32	0	3	2	12 64
Colorado College	0	2	1	14 82	1	2	1	32 80

1896

	Conference				Overall			
	W	L	T	Pts Opp	W	L	T	Pts Opp
Colorado	2	0	0	80 0	5	0	0	171 6
Colorado Mines	1	1	0	18 32	1	2	0	18 38
Colorado College	0	2	0	2 68	3	4	0	50 106

1897

	Conference				Overall			
	W	L	T	Pts Opp	W	L	T	Pts Opp
Colorado	2	0	0	44 2	7	1	0	188 10
Colorado Mines	1	1	0	32 36	2	2	0	42 46
Colorado College	0	2	0	0 38	3	5	0	89 82

1898

	Conference				Overall			
	W	L	T	Pts Opp	W	L	T	Pts Opp
Colorado Mines	2	0	0	18 2	8	0	0	217 4
Colorado College	1	1	0	24 6	5	1	1	129 6
Colorado	0	2	0	0 34	4	4	0	150 73

1899

	Conference				Overall			
	W	L	T	Pts Opp	W	L	T	Pts Opp
Colorado College	2	0	0	34 5	3	2	1	86 29
Colorado	2	1	0	93 23	7	2	0	210 34
Colorado Mines	1	2	0	55 47	2	3	0	60 53
Colorado State	0	2	0	5 112	1	2	1	22 117

1900

	Conference				Overall			
	W	L	T	Pts Opp	W	L	T	Pts Opp
Colorado College	3	0	0	113 0	6	2	0	229 58
Colorado Mines	2	1	0	38 39	4	3	0	89 60
Colorado	1	2	0	29 32	6	4	0	150 78
Colorado State	0	3	0	0 109	1	3	0	16 109

1901

	Conference				Overall			
	W	L	T	Pts Opp	W	L	T	Pts Opp
Colorado	2	0	0	34 2	5	1	1	56 31
Colorado College	2	1	0	30 16	5	1	0	82 16
Colorado Mines	1	2	0	16 35	1	4	0	16 56
Colorado State	0	2	0	0 27	1	2	0	56 32

(CU accused CSU of having a professional game was not played.)

1902

	Conference				Overall			
	W	L	T	Pts Opp	W	L	T	Pts Opp
Colorado	4	0	0	75 12	5	1	0	87 22
Colorado Mines	2	1	1	33 39	4	1	2	89 44
Colorado College	2	2	0	41 35	3	4	0	58 65
Denver	1	3	0	16 45	3	4	1	34 60
Colorado State	0	3	1	23 57	1	3	2	47 62

1903

	Conference				Overall			
	W	L	T	Pts Opp	W	L	T	Pts Opp
Colorado	4	0	0	63 6	8	2	0	197 54
Colorado State	3	1	0	34 18	5	1	0	67 24
Colorado Mines	2	2	0	52 38	4	4	0	168 78
Colorado College	1	3	0	22 55	4	5	0	135 124
Denver	0	4	0	12 66	6	7	0	164 111

1904

	Conference				Overall			
	W	L	T	Pts Opp	W	L	T	Pts Opp
Colorado Mines	3	0	1	81 20	3	0	1	81 20
Colorado	3	1	0	136 13	6	2	1	187 58
Denver	2	2	0	38 78	2	5	0	44 105
Colorado College	1	2	1	16 41	6	3	1	85 89
Colorado State	0	4	0	0 119	0	4	1	6 125

1905

No conference play (rules/membership disputes).

1906

	Conference				Overall			
	W	L	T	Pts Opp	W	L	T	Pts Opp
Colorado Mines	2	0	2	26 4	2	0	2	26 4
Colorado	1	1	2	6 6	2	3	4	28 32
Denver	2	2	0	17 23	2	3	0	17 47
Colorado College	1	2	1	16 15	3	2	2	27 19
Colorado State	1	2	1	4 21	1	2	1	4 21

1907

	Conference				Overall			
	W	L	T	Pts Opp	W	L	T	Pts Opp
Colorado Mines	4	0	0	88 4	5	1	0	175 20
Colorado College	3	1	0	50 23	5	2	0	105 36
Colorado	2	2	0	50 32	5	3	0	127 64
Denver	1	3	0	13 82	2	6	0	30 179
Colorado State	0	4	0	17 77	0	4	0	17 77

1908

	Conference				Overall			
	W	L	T	Pts Opp	W	L	T	Pts Opp
Colorado	3	1	0	47 14	5	2	0	96 35
Denver	3	1	0	49 14	7	1	0	152 37
Colorado College	2	1	0	26 18	6	1	0	93 22
Colorado State	0	2	0	0 25	1	3	0	30 58
Colorado Mines	0	3	0	4 55	2	3	0	42 59

Colorado Faculty Athletic Conference

1909

	Conference				Overall			
	W	L	T	Pts Opp	W	L	T	Pts Opp
Colorado	3	0	0	82 0	6	0	0	141 0
Colorado College	2	2	0	59 48	5	2	0	172 53
Colorado State	0	2	0	6 88	1	2	0	38 91
*Denver	2	0	0	54 6	7	2	0	177 31
*Colorado Mines	0	3	0	4 63	3	3	0	61 77

(*—ineligible for conference title)

Rocky Mountain Athletic Conference

(also known as the Rocky Mountain Faculty Athletic Conference; *—ineligible for conference title)

1910

	Conference				Overall			
	W	L	T	Pts Opp	W	L	T	Pts Opp
Colorado College	4	0	0	59 22	7	0	0	120 30
Colorado	3	0	0	74 0	6	0	0	119 3
Denver	2	2	0	44 32	4	3	1	72 65
Utah	2	2	0	43 32	4	2	0	70 44
Colorado Mines	1	4	0	16 56	2	4	0	25 64
Colorado State	0	4	0	6 100	0	5	0	6 110

1911

	Conference				Overall			
	W	L	T	Pts Opp	W	L	T	Pts Opp
Colorado	4	0	0	59 2	6	0	0	88 5
Utah	3	1	1	84 15	5	1	1	120 15
Denver	2	1	1	58 12	5	2	1	81 22
Colorado College	2	2	0	31 26	4	3	0	94 66
Colorado Mines	1	4	0	27 46	2	5	0	53 51
Colorado State	0	4	0	0 158	0	6	0	0 216

1912

	Conference				Overall			
	W	L	T	Pts Opp	W	L	T	Pts Opp
Colorado Mines	4	1	0	68 28	8	1	0	167 35
Utah	3	1	0	127 6	5	1	1	153 16
Colorado	2	2	0	16 52	6	3	0	147 81
Colorado State	2	2	0	35 40	3	2	0	68 40
Denver	1	3	0	33 93	2	6	1	87 130
Colorado College	1	4	0	30 90	5	4	0	122 113

1913

	Conference				Overall			
	W	L	T	Pts Opp	W	L	T	Pts Opp
Colorado	3	0	1	66				



1917

	Conference				Overall			
	W	L	Ts	Opp	W	L	Ts	Opp
Denver	6	0	147	20	9	0	226	45
Utah State	4	0	148	14	7	0	1267	26
Colorado	4	2	54	56	6	2	0114	56
Colorado Mines	3	2	94	79	5	3	0221	119
Colorado College	2	3	59	62	3	3	0	86
Utah	2	3	0	48	65	2	4	0
Colorado State	0	7	1	51	148	0	7	1
*Wyoming	1	4	0	140	3	4	0	24
*Montana State	0	1	2	34	60	0	2	2

1918

	Conference				Overall			
	W	L	Ts	Opp	W	L	Ts	Opp
Colorado Mines	2	0	0	96	12	4	0	0184
Denver	3	1	0	42	48	3	2	0
Colorado	1	2	0	23	27	2	3	0
Colorado College	1	2	0	14	71	1	2	0
Colorado State	0	2	0	13	30	0	2	0

1919

	Conference				Overall			
	W	L	Ts	Opp	W	L	Ts	Opp
Colorado State	6	1	0	190	57	7	1	0218
Utah	4	1	0	124	34	5	2	0151
Colorado College	3	1	1	72	37	4	2	1152
Utah State	3	2	0	51	44	5	2	0234
Colorado	2	3	1	87	96	2	3	1
Denver	0	4	1	16	133	1	5	1
Colorado Mines	0	4	1	15	89	0	4	3
*Wyoming	3	2	0	58	32	3	5	0
*Montana State	0	3	0	0	91	1	3	1

1920

	Conference				Overall			
	W	L	Ts	Opp	W	L	Ts	Opp
Colorado State	5	0	1	139	7	6	1	1152
Colorado College	4	1	1	81	61	5	1	1122
Colorado	3	1	2	59	21	4	2	99
Utah State	2	1	1	36	27	4	2	1
Denver	2	3	0	19	72	3	4	0
Utah	1	2	1	12	29	1	5	1
Colorado Mines	0	6	0	23	104	0	6	0
*Wyoming	1	4	1	31	79	4	5	1
*Montana State	0	0	1	0	0	3	1	1

1921

	Conference				Overall			
	W	L	Ts	Opp	W	L	Ts	Opp
Utah State	4	0	0	81	20	7	1	0151
Colorado	4	0	1	65	28	4	1	65
Utah	2	1	1	31	20	3	2	1
Denver	2	2	1	71	67	4	2	1
Colorado State	2	2	1	59	45	2	3	1
Colorado College	2	4	0	55	101	4	3	0
Colorado Mines	1	5	0	41	74	1	5	0
*Wyoming	1	3	2	36	61	1	4	2
*Montana State	0	1	0	7	30	2	4	0

1922

	Conference				Overall			
	W	L	Ts	Opp	W	L	Ts	Opp
Utah	5	0	0	113	7	1	0	153
Colorado State	5	1	1	173	19	5	2	1
Denver	4	1	1	97	48	6	1	1
Colorado Mines	4	2	1	130	48	4	2	1
Utah State	3	3	0	112	76	5	4	0
Colorado	3	3	0	36	40	4	4	0
Colorado College	2	3	1	68	75	3	3	1
Brigham Young	1	4	0	10	170	1	5	0
Wyoming	0	7	0	0	179	1	8	0
*Montana State	0	1	0	6	39	4	4	0
*New Mexico	0	2	0	0	44	3	4	0

1923

	Conference				Overall			
	W	L	Ts	Opp	W	L	Ts	Opp
Colorado	8	0	0	229	27	9	0	0280
Colorado College	5	1	1	123	42	6	1	1133
Colorado State	5	1	1	121	25	5	2	1121
Utah State	4	2	0	121	59	5	2	0147
Denver	4	3	0	94	92	6	3	0117
Utah	2	3	0	120	45	4	3	0241
Brigham Young	1	5	0	28	156	2	5	0
Colorado Mines	1	5	0	33	126	2	5	0
Wyoming	0	7	0	16	251	0	8	0
*Montana State	1	2	0	69	35	5	4	0
*Northern Colorado	0	2	0	12	108	2	3	1

1924

	Conference				Overall			
	W	L	Ts	Opp	W	L	Ts	Opp
Colorado	5	0	1	124	0	8	1	1237
Colorado State	3	2	0	59	56	4	2	0
Utah State	3	2	1	80	52	4	2	1
Denver	3	2	2	16	35	4	2	2
Colorado College	4	3	0	58	41	5	3	0
Utah	2	2	1	70	25	3	4	1
Colorado Mines	2	4	1	23	84	4	4	1
Brigham Young	1	3	1	18	61	2	3	1
Wyoming	1	6	0	26	132	2	6	0
*Montana State	1	1	1	30	18	5	1	1

1925

	Conference				Overall			
	W	L	Ts	Opp	W	L	Ts	Opp
Colorado State	8	0	0	192	37	9	1	0228
Utah	5	1	0	99	23	6	2	0110
Utah State	5	1	0	73	39	6	1	0111
Colorado	5	2	0	142	36	6	3	0156
Wyoming	4	3	0	89	83	6	3	0147
Brigham Young	3	3	0	69	81	3	3	0
Colorado College	4	4	0	89	86	5	4	1
Western State	2	4	0	41	99	3	4	0
Colorado Mines	2	6	0	57	167	2	7	0
Montana State	1	4	0	42	57	6	5	0
Denver	1	6	0	27	152	1	6	0
Northern Colorado	0	6	0	43	103	2	6	1

1926

	Conference				Overall			
	W	L	Ts	Opp	W	L	Ts	Opp
Utah	5	0	0	134	16	7	0	0164
Utah State	4	1	2	64	43	5	1	2
Colorado State	5	2	0	107	41	6	2	1
Colorado College	5	2	0	111	33	5	2	0111
Northern Colorado	3	3	0	95	56	6	4	0
Denver	4	4	0	106	72	4	4	0
Wyoming	1	2	2	90	55	2	4	2
Colorado	2	5	1	52	103	3	5	1
Brigham Young	1	4	1	48	98	1	5	1
Colorado Mines	1	5	0	24	157	1	6	0
Western State	0	7	0	13	213	1	8	0
*Montana State	4	0	0	52	9	4	2	1

1927

	Conference				Overall			
	W	L	Ts	Opp	W	L	Ts	Opp
Colorado State	7	1	0	176	26	7	1	0176
Denver	5	1	0	120	36	5	2	0120
Utah	3	1	1	80	31	3	3	1
Colorado College	5	2	0	142	55	6	2	0224
Colorado	4	4	0	129	149	4	5	0
Utah State	3	3	1	109	32	4	4	1
Brigham Young	2	4	0	105	118	2	4	1
Colorado Mines	2	5	0	137	200	2	5	0
Wyoming	1	4	0	35	73	4	5	0
Western State	1	5	0	31	210	1	6	0
Northern Colorado	1	6	0	41	173	2	7	0
*Montana State	3	1	0	38	40	4	4	0

1928

	Conference				Overall			
	W	L	Ts	Opp	W	L	Ts	Opp
Utah	4	0	1	78	27	5	0	2117
Colorado	5	1	0	110	57	5	1	0110
Colorado State	6	2	0	151	70	6	2	0151
Utah State	4	2	1	116	47	5	3	1
Colorado College	5	3	0	203	150	5	3	0203
Montana State	3	2	0	60	63	4	4	1
Denver	3	4	1	115	84	4	4	1
Northern Colorado	3	4	0	145	86	4	4	0
Colorado Mines	2	4	0	78	178	2	5	0
Brigham Young	1	3	1	59	44	3	3	1
Wyoming	0	5	0	45	140	2	7	0
Western State	0	6	0	31	245	0	7	0

1929

	Conference				Overall			
	W	L	Ts	Opp	W	L	Ts	Opp
Utah	6	0	0	188	23	7	0	0219
Colorado	4	1	1	51	56	5	1	1
Denver	4	1	1	60	15	5	1	92
Brigham Young	4	2	0	130	89	5	3	0
Northern Colorado	3	2	0	41	57	4	3	0
Colorado College	4	3	0	94	81	4	3	0
Colorado State	4	4	0	104	88	5	4	0
Utah State	3	4	0	50	60	3	4	0
Colorado Mines	1	5	0	52	74	2	5	0
Western State	0	5	0	60	158	2	5	0
Wyoming								



1945

	Conference			Overall						
	W	L	T	W	L	T				
Denver	4	1	0	132	66	4	5	1201	182	
Colorado	3	1	0	61	40	5	3	0111	58	
Utah	3	2	0	105	66	4	4	0146	165	
Utah State	1	3	0	32	79	4	3	0173	92	
Colorado State	0	4	0	18	97	2	5	1	89	179

Other schools inactive due to World War II.

1946

	Conference			Overall						
	W	L	T	W	L	T				
Utah State	4	1	1	119	41	7	2	1220	75	
Denver	4	1	1	125	74	5	5	1179	182	
Utah	4	2	0	110	55	8	3	0257	114	
Colorado	3	2	1	64	30	5	4	1	91	147
Brigham Young	3	2	1	55	77	5	4	1	94	119
Colorado State	1	5	0	13	132	2	7	0	50	183
Wyoming	0	6	0	23	100	1	8	1	44	192

1947

	Conference			Overall						
	W	L	T	W	L	T				
Utah	6	0	0	139	41	8	1	1207	74	
Denver	3	2	1	93	79	5	4	1153	138	
Colorado	3	3	0	83	94	4	5	0	90	162
Utah State	3	3	0	126	125	6	5	0228	210	
Colorado State	2	3	1	81	103	5	4	1159	182	
Wyoming	2	4	0	71	121	4	5	0175	168	
Brigham Young	1	5	0	78	108	3	7	0168	182	

Big Seven Conference

(also known as the Missouri Valley Intercollegiate Athletic Association)

1948

	Conference			Overall						
	W	L	T	W	L	T				
Oklahoma	5	0	0	217	34	10	1	0350	121	
Missouri	5	1	0	186	81	8	3	0331	161	
Kansas	4	2	0	121	116	7	3	0199	137	
Colorado	2	3	0	97	98	3	6	0168	164	
Iowa State	2	4	0	73	128	4	6	0116	197	
Nebraska	2	4	0	84	135	2	8	0137	273	
Kansas State	0	6	0	28	214	1	9	0	78	323

1949

	Conference			Overall					
	W	L	T	W	L	T			
Oklahoma	5	0	0	196	40	11	0	0399	88
Missouri	5	1	0	148	115	7	4	0264	225
Iowa State	3	3	0	64	106	5	3	1169	134
Nebraska	3	3	0	78	116	4	5	0124	172
Kansas	2	4	0	137	127	5	5	0259	183
Colorado	1	4	0	59	97	3	7	0129	184
Kansas State	1	5	0	81	162	2	8	0191	257

1950

	Conference			Overall					
	W	L	T	W	L	T			
Oklahoma	6	0	0	228	80	10	1	0352	148
Nebraska	4	2	0	196	171	6	2	1267	217
Missouri	3	2	1	130	133	4	5	1166	215
Kansas	3	3	0	152	135	6	4	0284	188
Iowa State	2	3	1	88	107	3	6	1174	200
Colorado	2	4	0	127	114	5	4	1227	172
Kansas State	0	6	0	48	229	1	9	1122	355

1951

	Conference			Overall						
	W	L	T	W	L	T				
Oklahoma	6	0	0	217	61	8	2	0321	97	
Colorado	5	1	0	186	136	7	3	0289	229	
Kansas	4	2	0	202	150	8	2	0316	208	
Iowa State	2	4	0	139	189	4	4	1211	216	
Missouri	2	4	0	122	163	3	7	0169	292	
Nebraska	2	4	0	80	158	2	8	0121	259	
Kansas State	0	6	0	47	136	0	9	0	73	228

1952

	Conference			Overall						
	W	L	T	W	L	T				
Oklahoma	5	0	1	234	67	8	1	1407	141	
Missouri	5	1	0	109	79	5	5	0147	159	
Nebraska	3	2	1	92	87	5	4	1173	123	
Colorado	2	2	2	111	111	6	2	2246	158	
Kansas	3	3	0	142	94	7	3	0214	110	
Iowa State	1	5	0	39	140	3	6	0158	199	
Kansas State	0	6	0	40	189	1	9	0	81	255

1953

	Conference			Overall						
	W	L	T	W	L	T				
Oklahoma	6	0	0	197	34	9	1	1293	90	
Kansas State	4	2	0	88	76	6	3	1198	116	
Missouri	4	2	0	89	62	6	4	0130	116	
Colorado	2	4	0	126	153	6	4	0201	194	
Nebraska	2	4	0	60	113	3	6	1119	184	
Kansas	2	4	0	56	92	2	8	0	83	179
Iowa State	1	5	0	78	164	2	7	0120	211	

1954

	Conference			Overall						
	W	L	T	W	L	T				
Oklahoma	6	0	0	228	26	10	0	0304	62	
Nebraska	4	2	0	135	121	6	5	0233	202	
Colorado	3	2	1	116	66	7	2	1283	91	
Missouri	3	2	1	159	117	4	5	1198	261	
Kansas State	3	3	0	68	110	3	7	0191	154	
Iowa State	1	5	0	68	149	3	6	0151	182	
Kansas	0	6	0	50	235	0	10	0	93	377

1955

	Conference			Overall						
	W	L	T	W	L	T				
Oklahoma	6	0	0	253	34	11	0	0385	60	
Nebraska	5	1	0	100	94	5	5	0127	176	
Colorado	3	3	0	139	126	6	4	0203	149	
Kansas State	3	3	0	96	97	4	6	0165	191	
Kansas	1	4	1	40	135	3	6	1	93	222
Iowa State	1	4	1	41	132	1	7	1	69	218
Missouri	1	5	0	53	104	1	9	0	92	192

1956

	Conference			Overall						
	W	L	T	W	L	T				
Oklahoma	6	0	0	292	51	10	0	0466	51	
Colorado	4	1	1	161	66	8	2	1294	143	
Missouri	3	2	1	111	115	4	5	1200	183	
Nebraska	3	3	0	63	121	4	6	0125	206	
Kansas	2	4	0	115	130	3	6	0163	215	
Kansas State	2	4	0	63	153	3	7	0143	259	
Iowa State	0	6	0	27	196	2	8	0	92	260

1957

	Conference			Overall						
	W	L	T	W	L	T				
Oklahoma	6	0	0	185	48	10	1	0333	89	
Kansas	4	2	0	77	128	5	4	1115	230	
Colorado	3	3	0	160	93	6	3	1250	137	
Missouri	3	3	0	100	103	5	4	1149	157	
Iowa State	2	4	0	92	133	4	5	1142	160	
Kansas State	2	4	0	65	113	3	6	1124	166	
Nebraska	1	5	0	46	107	1	9	0	67	243

(Oklahoma State did not play a conference schedule.)

Big Eight Conference

(also known as the Missouri Valley Intercollegiate Athletic Association)

1958

	Conference			Overall						
	W	L	T	W	L	T				
Oklahoma	6	0	0	205	20	10	1	0300	55	
Missouri	4	1	1	123	75	5	4	1164	141	
Colorado	4	2	0	107	75	6	4	0207	122	
Kansas	3	2	1	70	106	4	5	1	87	175
Kansas State	2	4	0	66	118	3	7	0110	192	
Nebraska	1	5	0	43	156	3	7	0	71	235
Iowa State	0	6	0	18	82	4	6	0127	88	

(Oklahoma State did not play a conference schedule.)

1959

	Conference			Overall					
	W	L	T	W	L	T			
Oklahoma	5	1	0	164	55	7	3	0234	146
Missouri	4	2	0	82	53	6	5	0125	124
Colorado	3	3	0	92	134	5	5	0144	177
Kansas	3	3	0	79	64	5	5	0163	134
Iowa State	3	3	0	83	62	7	3	0248	80
Nebraska	2	4	0	62	99	4	6	0108	160
Kansas State	1	5	0	60	155	2	8	0109	266

(Oklahoma State did not play a conference schedule.)

1960

	Conference			Overall					
	W	L	T	W	L	T			
*Kansas	6	0	1	184	47	7	2	1219	89
Missouri	6	1	0	199	63	10	1	0295	93
Colorado	5	2							



1976

	Conference				Overall					
	W	L	Pts	Opp	W	L	Pts	Opp		
Colorado	5	2	0	189	140	8	4	0	305	225
Oklahoma State	5	2	0	179	133	9	3	0	329	214
Oklahoma	5	2	0	203	150	9	2	1	326	192
Iowa State	4	3	0	179	175	8	3	0	369	216
Nebraska	4	3	0	189	116	9	3	1	416	181
Missouri	3	4	0	148	161	6	5	0	246	241
Kansas	2	5	0	126	179	6	5	0	260	251
Kansas State	0	7	0	118	277	110	0	155	347	

1977

	Conference				Overall					
	W	L	Pts	Opp	W	L	Pts	Opp		
Oklahoma	7	0	0	273	98	10	2	0	395	186
Nebraska	5	2	0	191	117	9	3	0	294	183
Iowa State	5	2	0	138	99	8	4	0	239	156
Colorado	3	3	1	124	146	7	3	1	266	174
Missouri	3	4	0	142	114	4	7	0	195	180
Kansas	2	4	1	89	198	3	7	1	131	269
Oklahoma State	2	5	0	124	197	4	7	0	235	267
Kansas State	0	7	0	79	191	110	0	131	286	

1978

	Conference				Overall					
	W	L	Pts	Opp	W	L	Pts	Opp		
Oklahoma	6	1	0	256	95	11	1	0	471	175
Nebraska	6	1	0	256	112	9	3	0	444	216
Iowa State	4	3	0	104	121	8	4	0	219	188
Missouri	4	3	0	235	166	8	4	0	368	236
Kansas State	3	4	0	121	221	4	7	0	201	342
Oklahoma State	3	4	0	123	177	3	8	0	167	266
Colorado	2	5	0	112	178	6	5	0	230	206
Kansas	0	7	0	78	215	110	0	124	345	

1979

	Conference				Overall					
	W	L	Pts	Opp	W	L	Pts	Opp		
Oklahoma	7	0	0	242	82	11	1	0	406	145
Nebraska	6	1	0	208	62	10	2	0	380	131
Oklahoma State	5	2	0	127	149	7	4	0	181	210
Missouri	3	4	0	144	103	7	5	0	260	166
Iowa State	2	5	0	69	140	3	8	0	137	221
Colorado	2	5	0	123	168	3	8	0	168	274
Kansas	2	5	0	101	231	3	8	0	172	346
Kansas State	1	6	0	89	168	3	8	0	154	225

1980

	Conference				Overall					
	W	L	Pts	Opp	W	L	Pts	Opp		
Oklahoma	7	0	0	281	127	10	2	0	396	209
Nebraska	6	1	0	292	59	10	2	0	470	210
Missouri	5	2	0	156	88	8	4	0	332	175
Kansas	3	3	1	129	158	4	5	2	171	208
Oklahoma State	2	4	1	115	185	3	7	1	187	268
Iowa State	2	5	0	97	164	6	5	0	245	184
Colorado	1	6	0	97	282	110	0	160	451	
Kansas State	1	6	0	74	178	3	8	0	129	212

1981

	Conference				Overall					
	W	L	Pts	Opp	W	L	Pts	Opp		
Nebraska	7	0	0	267	46	9	3	0	364	125
Oklahoma	4	2	1	184	94	7	4	1	341	193
Kansas	4	3	0	116	132	8	4	0	188	195
Oklahoma State	4	3	0	114	128	7	5	0	197	216
Missouri	3	4	0	143	116	8	4	0	276	157
Iowa State	2	4	1	90	122	5	5	1	189	218
Colorado	2	5	0	59	213	3	8	0	138	325
Kansas State	1	6	0	92	214	2	9	0	164	297

1982

	Conference				Overall					
	W	L	Pts	Opp	W	L	Pts	Opp		
Nebraska	7	0	0	281	90	11	1	0	493	147
Oklahoma	6	1	0	212	88	8	3	0	296	171
Oklahoma State	3	2	2	171	173	4	5	2	241	267
Kansas State	3	3	1	124	117	6	5	1	227	166
Missouri	2	3	2	128	142	5	4	2	207	196
Colorado	1	5	1	115	212	2	8	1	160	301
Iowa State	1	5	1	94	174	4	6	1	213	221
Kansas	1	5	1	82	211	2	7	2	150	276

1983

	Conference				Overall					
	W	L	Pts	Opp	W	L	Pts	Opp		
Nebraska	7	0	0	335	130	12	1	0	654	217
Oklahoma	5	2	0	206	121	8	4	0	312	222
Missouri	5	2	0	204	119	7	5	0	292	202
Oklahoma State	3	4	0	157	103	8	4	0	271	162
Iowa State	3	4	0	174	264	4	7	0	248	385
Kansas	2	5	0	163	241	4	6	1	296	320
Colorado	2	5	0	163	275	4	7	0	252	342
Kansas State	1	6	0	107	256	3	8	0	186	343

1984

	Conference				Overall					
	W	L	Pts	Opp	W	L	Pts	Opp		
Oklahoma	6	1	0	179	89	9	2	1	306	164
Nebraska	6	1	0	228	71	10	2	0	387	115
Oklahoma State	5	2	0	165	94	10	2	0	312	148
Kansas	4	3	0	148	185	5	6	0	218	298
Kansas State	2	4	1	116	201	3	7	1	185	330
Missouri	2	4	1	191	190	3	7	1	310	301
Colorado	1	6	0	101	225	110	0	172	364	
Iowa State	0	5	2	76	149	2	7	2	149	263

1985

	Conference				Overall					
	W	L	Pts	Opp	W	L	Pts	Opp		
Oklahoma	7	0	0	270	39	11	1	0	371	103
Nebraska	6	1	0	232	87	9	3	0	421	163
Oklahoma State	4	3	0	121	105	8	4	0	256	188
Colorado	4	3	0	140	78	7	5	0	228	174
Iowa State	3	4	0	105	221	6	6	0	155	318
Kansas	2	5	0	118	184	6	6	0	294	281
Kansas State	1	6	0	53	223	110	0	101	295	
Missouri	1	6	0	117	219	110	0	206	342	

1986

	Conference				Overall					
	W	L	Pts	Opp	W	L	Pts	Opp		
Oklahoma	7	0	0	302	30	11	1	0	508	81
Colorado	6	1	0	165	80	6	6	0	242	193
Nebraska	5	2	0	248	81	10	2	0	446	165
Oklahoma State	4	3	0	102	109	6	5	0	181	191
Iowa State	3	4	0	129	168	6	5	0	257	244
Missouri	2	5	0	114	195	3	8	0	196	314
Kansas State	1	6	0	70	243	2	9	0	134	343
Kansas	0	7	0	41	265	3	8	0	112	327

1987

	Conference				Overall					
	W	L	Pts	Opp	W	L	Pts	Opp		
Oklahoma	7	0	0	273	59	11	1	0	493	102
Nebraska	6	1	0	260	39	10	2	0	451	164
Oklahoma State	5	2	0	229	152	10	2	0	409	242
Colorado	4	3	0	175	120	7	4	0	268	180
Missouri	3	4	0	145	144	5	6	0	226	209
Iowa State	2	5	0	118	172	3	8	0	195	417
Kansas	0	6	1	91	287	1	9	1	135	398
Kansas State	0	6	1	61	279	0	10	1	135	421

1988

	Conference				Overall					
	W	L	Pts	Opp	W	L	Pts	Opp		
Nebraska	7	0	0	265	92	11	2	0	477	205
Oklahoma	6	1	0	235	101	9	3	0	332	160
Oklahoma State	5	2	0	317	219	10	2	0	584	341
Colorado	4	3	0	181	108	8	4	0	322	196
Iowa State	3	4	0	136	183	5	6	0	195	258
Missouri	2	5	0	164	195	3	7	1	234	330
Kansas	1	6	0	122	319	110	0	189	496	
Kansas State	0	7	0	108	311	0	11	0	171	448

1989

	Conference				Overall			
	W	L	Pts	Opp	W	L	Pts	Opp



	W	L	Pts	Opp	W	L	Pts	Opp
Texas A&M	6	2	246	137	9	4	445	236
Oklahoma State	5	3	228	186	8	4	352	233
Texas Tech	5	3	142	121	6	5	245	217
Texas	2	6	194	255	4	7	283	366
Oklahoma	2	6	125	267	4	8	232	379
Baylor	1	7	146	257	2	9	200	375

CHAMPIONSHIP GAME: Nebraska 54, Texas A&M 15

1998

	Conference				Overall			
	W	L	Pts	Opp	W	L	Pts	Opp
North	8	0	342	110	11	2	610	197
Kansas State	5	3	210	139	9	4	403	206
Nebraska	5	3	214	160	8	4	334	236
Missouri	4	4	155	169	8	4	302	253
Colorado	1	7	155	269	4	7	280	341
Kansas	1	7	135	288	3	8	221	328
South	7	1	191	112	11	3	335	214
Texas A&M	6	2	243	220	9	3	437	357
Texas	4	4	198	189	7	5	315	255
Texas Tech	3	5	197	218	5	6	303	296
Oklahoma State	3	5	125	198	5	6	184	230
Oklahoma	1	7	142	239	2	9	195	323
Baylor								

CHAMPIONSHIP GAME: Texas A&M 36, Kansas State 33 (2 OT)

1999

	Conference				Overall			
	W	L	Pts	Opp	W	L	Pts	Opp
North	7	1	282	124	12	1	442	171
Nebraska	7	1	313	137	11	1	461	164
Kansas State	5	3	242	176	7	5	405	311
Colorado	3	5	170	242	5	7	294	354
Kansas	1	7	173	255	4	7	247	272
Missouri	1	7	118	292	4	7	224	371
South	6	2	293	172	9	4	450	295
Texas	5	3	196	172	8	4	318	232
Texas A&M	5	3	284	147	7	5	430	229
Oklahoma	5	3	188	123	6	5	253	282
Texas Tech	3	5	186	229	5	6	267	274
Oklahoma State	0	8	61	347	1	10	137	414

CHAMPIONSHIP GAME: Nebraska 22, Texas 6

2000

	Conference				Overall			
	W	L	Pts	Opp	W	L	Pts	Opp
North	6	2	278	186	11	3	549	261
Kansas State	6	2	338	163	10	2	522	230
Nebraska	5	3	220	242	9	3	343	322
Colorado	3	5	200	222	3	8	252	284
Kansas	2	6	179	308	4	7	261	359
Missouri	2	6	186	253	3	8	255	348
South	8	0	299	133	13	0	481	194
Oklahoma	7	1	301	160	9	3	455	232
Texas	6	2	201	152	7	5	348	239
Texas A&M	3	5	202	212	7	6	330	278
Texas Tech	1	7	137	249	3	8	202	303
Oklahoma State	0	8	82	343	2	9	139	397
Baylor								

CHAMPIONSHIP GAME: Oklahoma 27, Kansas State 24

2001

	Conference				Overall			
	W	L	Pts	Opp	W	L	Pts	Opp
North	7	1	243	190	10	3	412	318
Colorado	7	1	311	155	11	2	463	226
Nebraska	4	4	203	189	7	5	309	245
Missouri	3	5	213	166	6	6	330	205
Colorado	3	5	180	249	4	7	240	330
Kansas	1	7	114	333	3	8	182	398
South	7	1	295	78	11	2	517	207
Texas	6	2	207	126	11	2	397	169
Oklahoma	4	4	130	157	8	4	248	213
Texas A&M	4	4	244	215	7	5	402	281
Texas Tech	2	6	179	241	4	7	242	281
Oklahoma State	0	8	109	329	3	8	205	358
Baylor								

CHAMPIONSHIP GAME: Colorado 39, Texas 37

2002

	Conference				Overall			
	W	L	Pts	Opp	W	L	Pts	Opp
North	7	1	281	175	9	5	398	325
Colorado	6	2	342	91	11	2	582	154
Kansas State	4	4	201	238	7	7	404	396
Nebraska	3	5	192	215	7	7	383	335
Missouri	2	6	214	268	5	7	360	352
Kansas	0	8	125	380	2	10	248	507

	W	L	Pts	Opp	W	L	Pts	Opp
Oklahoma	6	2	305	154	12	2	541	216
Texas	6	2	235	160	11	2	439	212
Texas Tech	5	3	298	286	9	5	537	439
Oklahoma State	5	3	256	230	8	5	446	356
Texas A&M	3	5	266	245	6	6	345	280
Baylor	1	7	93	366	3	9	202	496

CHAMPIONSHIP GAME: Oklahoma 29, Colorado 7

2003

	Conference				Overall			
	W	L	Pts	Opp	W	L	Pts	Opp
North	6	2	290	121	11	4	549	244
Kansas State	5	3	188	154	10	3	322	188
Nebraska	4	4	250	198	8	5	399	287
Missouri	3	5	228	255	5	7	319	398
Colorado	3	5	209	247	6	7	384	396
Kansas	0	8	71	343	2	10	173	437
South	8	0	412	90	12	2	601	214
Oklahoma	7	1	308	182	10	3	533	280
Texas	5	3	241	259	9	4	467	326
Oklahoma State	4	4	344	296	8	5	552	442
Texas Tech	2	6	205	356	4	8	304	465
Texas A&M	1	7	121	366	3	9	191	455
Baylor								

CHAMPIONSHIP GAME: Kansas State 35, Oklahoma 7

2004

	Conference				Overall			
	W	L	Pts	Opp	W	L	Pts	Opp
North	4	4	169	205	8	5	304	332
Colorado	4	4	148	188	7	5	246	259
Nebraska	3	5	178	243	5	7	275	298
Missouri	3	5	142	171	5	6	256	215
Kansas	2	6	161	198	4	7	262	235
Kansas State	2	6	238	259	4	7	326	337
South	8	0	257	117	12	1	452	219
Oklahoma	7	1	263	145	11	1	423	215
Texas	5	3	255	207	7	5	341	292
Texas A&M	5	3	268	208	8	4	434	314
Texas Tech	4	4	252	220	7	5	387	301
Oklahoma State	1	7	149	319	3	9	224	396
Baylor								

CHAMPIONSHIP GAME: Oklahoma 42, Colorado 3

2005

	Conference				Overall			
	W	L	Pts	Opp	W	L	Pts	Opp
North	5	3	219	167	7	6	305	307
Colorado	4	4	201	208	8	4	296	252
Nebraska	4	4	232	158	7	5	339	230
Missouri	4	4	200	236	7	5	369	350
Kansas	3	5	127	210	7	5	269	264
Kansas State	2	6	179	258	5	6	289	305
South	8	0	405	137	13	0	652	213
Oklahoma	6	2	264	182	9	3	473	226
Texas	6	2	241	190	8	4	323	277
Texas Tech	5	3	218	279	5	6	352	343
Texas A&M	2	6	140	244	5	6	236	291
Baylor	1	7	164	321	4	7	222	344
Oklahoma State								

CHAMPIONSHIP GAME: Texas 70, Colorado 3

2006

	Conference				Overall			
	W	L	Pts	Opp	W	L	Pts	Opp
North	6	2	236	173	9	5	428	256
Nebraska	4	4	214	178	8	5	391	254
Missouri	4	4	188	218	7	6	296	309
Kansas State	3	5	234	225	6	6	348	306
Kansas	2	6	160	199	2	10	196	267
Colorado	1	7	120	262	4	8	226	369
South	7	1	208	121	11	3	424	242
Oklahoma	6	2	270	173	10	3	467	238
Texas	5	3	193	174	9	4	362	267
Texas A&M	4	4	240	235	8	5	422	326
Texas Tech	3	5	264	243	7	6	458	333
Oklahoma State	3	5	194	320	4	8	283	391
Baylor								

CHAMPIONSHIP GAME: Oklahoma 21, Nebraska 7

2007

	Conference				Overall			
	W	L	Pts	Opp	W	L	Pts	Opp
North	7	1	335	181	12	2	558	326
Missouri	4	4	238	276	6	7	355	383
Kansas	3	5	285	278	5	7	422	370
Colorado	2	6	257	339	5	7	401	455
Nebraska	2	6	141	285	3	9	218	381
South								

	W	L	Pts
--	---	---	-----



COLORADO'S CONFERENCE CHAMPIONSHIPS

Year	Record	Conference
1894	5-0-0.....	Colorado Football Association
1895	3-0-0.....	Colorado Football Association
1896	2-0-0.....	Colorado Football Association
1897	2-0-0.....	Colorado Football Association
1901	2-0-0.....	Colorado Football Association
1902	4-0-0.....	Colorado Football Association
1903	4-0-0.....	Colorado Football Association
1908	3-0-0 (tie).....	Colorado Football Association
1909	3-0-0.....	Colorado Faculty Athletic Conference
1911	4-0-0.....	Rocky Mountain Athletic Conference
1913	3-0-1.....	Rocky Mountain Athletic Conference
1923	8-0-0.....	Rocky Mountain Athletic Conference
1924	5-0-1.....	Rocky Mountain Athletic Conference
1934	6-1-0 (tie).....	Rocky Mountain Athletic Conference
1935	5-1-0.....	Rocky Mountain Athletic Conference
1937	7-0-0.....	Rocky Mountain Athletic Conference
1939	5-1-0.....	Mountain States Conference
1942	5-1-0 (tie).....	Mountain States Conference
1943	2-0-0.....	Mountain States Conference <i>(abbreviated due to World War II)</i>
1944	2-0-0.....	Mountain States Conference <i>(abbreviated due to World War II)</i>
1961	7-0-0.....	Big Eight Conference
1976	5-2-0 (tie).....	Big Eight Conference
1989	7-0-0.....	Big Eight Conference
1990	7-0-0.....	Big Eight Conference
1991	6-0-1 (tie).....	Big Eight Conference
2001	7-1.....	Big 12 Conference



Eric Bieniemy finished second in the nation in rushing in 1990 with 1,628 yards and placed third in the Heisman Trophy balloting.



Two legendary Colorado sports information directors have been inducted into the CoSIDA Hall of Fame, **Fred Casotti** (1996) and **Mike Moran** (2002). Casotti served as SID from 1952-68, and Moran followed him from 1968-79.



NOTABLE PERFORMANCES



THE LAST TIME

INDIVIDUAL

Kickoff Return For A Touchdown	Colorado: Nelson Spruce vs. Cal in Boulder, Nov. 16, 2013 (onside, 46 yards; otherwise: M. Mosley vs. Utah, Nov. 23, 2012, 100 yds) Opponent: Reggie Dunn, Utah in Boulder, Nov. 23, 2012 (100 yards).
Punt Return For A Touchdown	Colorado: Isaiah Oliver vs. UCLA in Boulder, Nov. 3, 2016 (68 yards). Opponent: Boobie Hobbs, Utah in Boulder, Nov. 26, 2016 (55 yards).
Interception Return For A Touchdown	Colorado: Rick Gamboa vs. Oregon State in Boulder, Oct. 1, 2016 (20 yards). Opponent: Taylor Rapp, Washington at Santa Clara (Pac-12 Championship Game), Dec. 2, 2016 (35 yards).
Fumble Return/Recovery For A Touchdown	Colorado: Kenneth Olugbode vs. Utah in Boulder, Nov. 26, 2016 (10 yards). Opponent: Tra'Mayne Bondurant, Arizona at Tucson, Nov. 8, 2014 (22 yards).
Blocked Punt Return For A Touchdown	Colorado: Lawrence Vickers vs. Washington State at Seattle, Sept. 11, 2004 (0 yards). Opponent: Grant Perry, Michigan at Ann Arbor, Sept. 17, 2016 (6 yards).
Blocked Field Goal Return For A Touchdown	Colorado: Has not occurred. Opponent: Max Bergen, Stanford at Palo Alto, Oct. 8, 2011 (75 yards; first-ever against Colorado)
Blocked Punt	Colorado: Doug Rippy vs. Toledo at Toledo, Sept. 11, 2009 (<i>two blocks</i>). Opponent: Michael Jocz, Michigan at Ann Arbor, Sept. 17, 2016
Blocked PAT Kick	Colorado: Nate Bonsu vs. Arizona State in Boulder, Oct. 11, 2012. Opponent: Shemar Smith, Oregon State in Boulder, Oct. 1, 2016 (<i>kicker: Chris Graham</i>)
Blocked Field Goal	Colorado: Chidobe Awuzie vs. UCLA in Boulder, Nov. 3, 2016. Opponent: Rick Wade, UCLA in Boulder, Nov. 3, 2016 (<i>kicker: Chris Graham</i>).
Offensive Lineman To Score A Touchdown	Colorado: Alex Kelley vs. Colorado State in Denver, Sept. 2, 2016 (recovered fumble in end zone). Opponent: Has not occurred.
Defensive Two-Point Conversion	Colorado: Greg Biekert vs. Nebraska in Boulder, Nov. 2, 1991. Opponent: Has not occurred.
300 Yards Total Offense	Colorado: 329, Sefo Liufau vs. Utah in Boulder, Nov. 26, 2016 (<i>270 pass, 59 rush</i>). Opponent: 321, Mason Rudolph, Oklahoma State at San Antonio (<i>Alamo Bowl</i>), Dec. 29, 2016 (<i>314 pass, 7 rush</i>).
400 Yards Total Offense	Colorado: 453, Sefo Liufau vs. Washington State in Boulder, Nov. 19, 2016 (<i>345 pass, 108 rush</i>). Opponent: 446, Jared Goff, California at Berkeley, Sept. 27, 2014 (<i>458 pass, -12 rush</i>).
100 Yards Rushing	Colorado: 144, Phillip Lindsay (<i>31 attempts</i>) and 108, Sefo Liufau (<i>23 attempts</i>), vs. Washington State in Boulder, Nov. 19, 2016. Opponent: 100, Justin Hill, Oklahoma State at San Antonio (<i>Alamo Bowl</i>), Dec. 29, 2016 (<i>19 attempts</i>).
200 Yards Rushing	Colorado: 219, Phillip Lindsay vs. Arizona State in Boulder, Oct. 15, 2016 (<i>26 attempts</i>). Opponent: 207, Jared Baker, Arizona in Boulder, Oct. 17, 2015 (<i>23 attempts</i>).
300 Yards Rushing	Colorado: 309, Chris Brown vs. Kansas at Lawrence, Oct. 12, 2002. Opponent: 366, Ka'Deem Carey, Arizona at Tucson, Nov. 10, 2012 (<i>25 carries</i>).
Three Touchdowns Rushing	Colorado: 3, Sefo Liufau vs. Washington State in Boulder, Nov. 19, 2016. Opponent: 4, Javorius "Buck" Allen, Southern California in Boulder, Nov. 23, 2013.
Four Touchdowns Rushing	Colorado: 4, Michael Adkins II vs. Charleston Southern in Boulder, Oct. 19, 2013. Opponent: 4, Ka'Deem Carey, Arizona in Boulder, Oct. 26, 2013.
Two 100-Yard Rushers	Colorado: Phillip Lindsay (31-144) and Sefo Liufau (23-108) vs. Washington State in Boulder, Nov. 19, 2016. Opponent: Miles Gaskin (29-159) and Lavon Coleman (18-101), Washington at Santa Clara (Pac-12 Championship), Dec. 2, 2016.
Three 100-Yard Rushers	Colorado: Jon Keyworth (18-124), Paul Arendt (23-116) and Ward Walsh (15-101), vs. Air Force at USAFA, Nov. 21, 1970. Opponent: David Overstreet (18-258), Darrell Shepard (3-151) and George Rhymes (9-110), Oklahoma in Boulder, Oct. 4, 1980.
300 Yards Passing	Colorado: 345, Sefo Liufau vs. Washington State in Boulder. Opponent: 314 Mason Rudolph, Oklahoma State at San Antonio (<i>Alamo Bowl</i>), Dec. 29, 2016.
400 Yards Passing	Colorado: 455, Sefo Liufau vs. California at Berkeley, Sept. 27, 2014 (<i>46-of-67</i>). Opponent: 458, Jared Goff, California at Berkeley, Sept. 27, 2014 (<i>24-of-42</i>).
Three Touchdowns Passing	Colorado: 3, Sefo Liufau vs. Arizona at Tucson, Nov. 12, 2016. Opponent: 3, Mason Rudolph, Oklahoma State at San Antonio (<i>Alamo Bowl</i>), Dec. 29, 2016.
Four Touchdowns Passing	Colorado: 7, Sefo Liufau vs. California at Berkeley, Sept. 27, 2014 (school record). Opponent: 5, Mike Bercovici, Arizona State at Tempe, Oct. 10, 2015.
Five Touchdowns Passing	Colorado: 7, Sefo Liufau vs. California at Berkeley, Sept. 27, 2014 (school record). Opponent: 5, Mike Bercovici, Arizona State at Tempe, Oct. 10, 2015.



Heath Irwin



Chris Brown

Three Interceptions Thrown	Colorado: 3, Sefo Liufau vs. Washington at Santa Clara (Pac-12 Championship), Dec. 2, 2016. Opponent: 3, Ryan Burns, Stanford at Palo Alto, Oct. 22, 2016.
Four Interceptions Thrown	Colorado: 4, Nick Hirschman vs. Utah in Boulder, Nov. 23, 2012. Opponent: 4, Graham Harrell, Texas Tech at Lubbock, Oct. 27, 2007.
10 Receptions	Colorado: 11, Phillip Lindsay vs. UCLA in Boulder, Nov. 3, 2016 (<i>76 yards</i>) (school record by a running back) Opponent: 11, Gabe Marks, Washington State at Pullman, Nov. 21, 2015 (<i>110 yards</i>).
100 Yards Receiving	Colorado: 103, Phillip Lindsay vs. Oklahoma State at San Antonio (Alamo Bowl), Dec. 29, 2016 (<i>6 receptions</i>). Opponent: 171, James Washington, Oklahoma State at San Antonio (Alamo Bowl), Dec. 29, 2016 (<i>9 receptions</i>).
200 Yards Receiving	Colorado: 209, Paul Richardson vs. Central Arkansas in Boulder, Sept. 7, 2013 (<i>11 receptions</i>). Opponent: 208, Ryan Broyles, Oklahoma at Norman, Oct. 30, 2010 (<i>9 receptions</i>).
Two Touchdowns Receiving	Colorado: 2, Shay Fields vs. Arizona at Tucson, Nov. 12, 2016. Opponent: 2, Darren Carrington, Oregon at Eugene, Sept. 24, 2016.
Three Touchdowns Receiving	Colorado: 3, Shay Fields vs. Oregon State in Boulder, Oct. 1, 2016. Opponent: 3, Nelson Agholor, Southern California at Los Angeles, Oct. 18, 2014.
Two 100-Yard Receivers	Colorado: Paul Richardson (11-140) and Nelson Spruce (8-140) vs. California in Boulder, Nov. 16, 2013. Opponent: Nelson Agholor (6-128) and JuJu Smith (4-104), Southern California at Los Angeles, Oct. 18, 2014.
100-Yard Rusher & Receiver	Colorado: Lindsay (31-144) and Liufau (23-108) rushing & Ross (8-121) receiving vs. Washington State in Boulder, Nov. 19, 2016. Opponent: Justice Hill (19-100 rushing) & James Washington (9-171 receiving), Oklahoma State in San Antonio, Dec. 29, 2016.
100-Yard Rusher & Receiver (same player)	Colorado: Cortlen Johnson (27-172 rushing; 6-105 receiving), vs. Iowa State at Ames, Nov. 10, 2001. Opponent: Has not occurred.
Four Touchdowns In A Game	Colorado: 4, Michael Adkins II vs. Charleston Southern in Boulder, Oct. 19, 2013 (4 rushing). Opponent: 4, Ka'Deem Carey, Arizona in Boulder, Oct. 26, 2013.
Four Field Goals In A Game	Colorado: 4, Will Oliver vs. Colorado State in Denver, Sept. 1, 2013. Opponent: 4, Alex Henery, Nebraska in Lincoln, Nov. 28, 2008.
50-Yard Field Goal	Colorado: 54, Davis Price vs. Oregon State in Boulder, Oct. 1, 2016 (CU freshman record) Opponent: 52, Jared Roberts, Colorado State in Denver, Aug. 29, 2014.
Two Interceptions In A Game	Colorado: 2, Tedric Thompson vs. Utah in Boulder, Nov. 26, 2016. Opponent: 2, Taylor Rapp, Washington at Santa Clara (Pac-12 Championship Game), Dec. 2, 2016.



Three Interceptions In A Game	Colorado: 3, Terrence Wheatley vs. Texas Tech at Lubbock, Oct. 27, 2007. Opponent: 3, Philip Thomas, Fresno State at Fresno, Sept. 15, 2012.
Four Interceptions In A Game	Colorado: Has not occurred. Opponent: 4, Frank Nelson, Utah at Salt Lake City, Nov. 2, 1946.
Three Quarterback Sacks In A Game	Colorado: 3 (for 20 yards), Josh Hartigan vs. Kansas State in Boulder, Nov. 20, 2010. Opponent: 4 (for 31 yards), Vilas Fauonuku, Utah at Salt Lake City, Nov. 28, 2015.
Four Quarterback Sacks In A Game	Colorado: 4½ (for 46), Ron Woolfork vs. Iowa in Boulder, Sept. 26, 1992. Opponent: 4 (for 31 yards), Vilas Fauonuku, Utah at Salt Lake City, Nov. 28, 2015.

TEAM

Shut Out (Defensive)	Colorado: Game: 48-0, vs. Nicholls State in Boulder, Sept. 26, 2015. Through 3rd Qtr: 37-0, vs. Colorado State in Denver, Sept. 2, 2016. At Half: 49-0, vs. Idaho State in Boulder, Sept. 10, 2016. Opponent: Game: 0-48, by Stanford in Boulder, Nov. 3, 2012. Through 3rd Qtr: 0-31, by Oklahoma State at San Antonio (Alamo Bowl), Dec. 29, 2016. At Half: 0-17, by Oklahoma State at San Antonio (Alamo Bowl), Dec. 29, 2016.
Safety	Colorado: vs. Oregon in Boulder, Oct. 22, 2011 (Terrel Smith tackled Cliff Harris in end zone). Opponent: by Stanford at Palo Alto, Oct. 22, 2016 (Sefo Liufau ran out of back of end zone).
Held To No Offensive Touchdowns	Colorado: by Washington State at Pullman, Nov. 21, 2015. Opponent: Stanford at Palo Alto, Oct. 22, 2016; Oregon State in Boulder, Oct. 1, 2016.
30 First Downs In A Game	Colorado: 31, vs. Washington State in Boulder, Nov. 19, 2016. Opponent: 30, by Washington State at Pullman, Nov. 21, 2015.
Held Under 10 First Downs	Colorado: 9, by Washington at Santa Clara, Pac-12 Championship Game, Dec. 2, 2016. Opponent: 7, vs. Arizona State in Boulder, Oct. 15, 2016.
500 Yards Total Offense In A Game	Colorado: 603, vs. Washington State in Boulder, Nov. 19, 2016 (258 rush, 345 pass). Opponent: 527, Oklahoma State at San Antonio (<i>Alamo Bowl</i>), Dec. 29, 2016 (189 rush, 338 pass).
600 Yards Total Offense In A Game	Colorado: 603, vs. Washington State in Boulder, Nov. 19, 2016 (258 rush, 345 pass). Opponent: 616, by Arizona in Boulder, Oct. 17, 2015 (291 rush, 325 pass).
Held Under 200 Yards Total Offense In A Game	Colorado: 163, by Washington at Santa Clara, Pac-12 Championship Game, Dec. 2, 2016 (82 rush, 81 pass). Opponent: 199, Arizona State in Boulder, Oct. 15, 2016 (50 rush, 149 pass).
Held Under 100 Yards Total Offense In A Game	Colorado: 76, by Stanford in Boulder, Nov. 3, 2012 (-21 rush, 97 pass). Opponent: 96, Idaho State in Boulder, Sept. 10, 2016 (29 rush, 67 pass).



Ron Woolfork



Lawrence Vickers



300 Yards Rushing In A Game	Colorado: 315, vs. Arizona State in Boulder, Oct. 15, 2016. Opponent: 361, by Oregon in Boulder, Oct. 3, 2015.
400 Yards Rushing In A Game	Colorado: 427, vs. Kansas at Lawrence, Oct. 12, 2002. Opponent: 405, by Arizona in Boulder, Oct. 26, 2013.
500 Yards Rushing In A Game	Colorado: 502, vs. Missouri in Boulder, Nov. 11, 2000. Opponent: 516, by Missouri at Columbia, Oct. 6, 1984.
Held Under 100 Yards Rushing In A Game	Colorado: 62, vs. Oklahoma State at San Antonio (<i>Alamo Bowl</i>), Dec. 29, 2016 (<i>29 attempts</i>). Opponent: 25, by UCLA in Boulder, Nov. 3, 2016 (<i>30 attempts</i>).
400 Yards Passing In A Game	Colorado: 401, vs. Arizona State at Tempe, Oct. 10, 2015. Opponent: 458, by California at Berkeley, Sept. 27, 2014.
500 Yards Passing In A Game	Colorado: 533, vs. NE Louisiana in Boulder, Sept. 16, 1995. Opponent: 523, by Fresno State at Honolulu, Dec. 25, 1993 (<i>Aloha Bowl</i> ; only time ever vs. Colorado)
Held Under 100 Yards Passing In A Game	Colorado: 81, vs. Washington at Santa Clara, Pac-12 Championship Game, Dec. 2, 2016. Opponent: 67, by Idaho State in Boulder, Sept. 10, 2016.
Averaged Over Eight Yards Per Play	Colorado: 8.00, vs. Charleston Southern in Boulder, Oct. 19, 2013 (52-416). Opponent: 8.72, by Southern California at Los Angeles, Oct. 18, 2014 (61-532).
Held Under Three Yards Per Play	Colorado: 2.61, by Washington in Boulder, Nov. 17, 2012 (54-141). Opponent: 1.75, vs. Idaho State in Boulder, Sept. 26, 2015 (55-96).
Four Interception Game	Colorado: 4, vs. Texas Tech at Lubbock, Oct. 27, 2007. Opponent: 4, by Utah in Boulder, Nov. 23, 2012.
Five Interception Game	Colorado: 5, vs. Texas Tech at Lubbock, Nov. 1, 2003. Opponent: 5, by Oklahoma in Boulder, Oct. 17, 1992.
Forced Five Lost Opponent Fumbles	Colorado: 5, vs. Nebraska in Boulder, Nov. 26, 1999. Opponent: 5, by Oklahoma State at Stillwater, Nov. 8, 1980.
Forced Six Lost Opponent Fumbles	Colorado: 6, vs. Kansas State in Boulder, Oct. 22, 1983. Opponent: 6, by Nebraska at Lincoln, Oct. 25, 1975.
Forty-Minute Time of Possession Game	Colorado: 41:05, vs. UCLA at Pasadena, Oct. 31, 2015. Opponent: 42:20, by Missouri in Boulder, Nov. 1, 1997.
Turnover-Free Game	Colorado: vs. Stanford at Palo Alto, Oct. 22, 2016. Opponent: by Oklahoma State at San Antonio (<i>Alamo Bowl</i>), Dec. 29, 2016.
Did Not Punt	Colorado: vs. Iowa State in Boulder, Nov. 19, 1994. Opponent: by Washington at Seattle, Nov. 9, 2013 (just second time since 1983; Baylor in 2010).
Recovered Own Onside Kick	Colorado: vs. Oregon at Eugene, Nov. 22, 2014 (Nelson Spruce); 0-of-last-4. Opponent: by California in Boulder, Nov. 16, 2013 (0-of-last-1).

Father & Son Buffaloes

*—current team member.

Dick ('67) & Blake ('95) Anderson	Pete ('31) & Pete, Jr. ('54) Middlemist
Larry ('71) & Matt ('01), Jeff ('01) Brunson	Erik ('88) & Clay ('15) Norgard
George ('01) & George ('30) Carlson	Jim ('61) and Jason ('91) Perkins
Jim ('34) & Nick ('59) Counter	Tad ('66) & Tyler ('07) Polumbus
Shannon Clavelle ('95) & *Derek McCartney	Chet ('20) & Dick ('47) Schrepferman
Bob ('44) & Steve ('70) Dal Porto	Kyle ('96) & *Kolter Smith
J.B. ('46) & J.B., Jr. ('73) Dean	Bryan ('95) & *Jacob Stoltenberg
Gary ('74) & Matt ('01), Mike ('04) Duren	Carl ('42) & John ('72), Rick ('74) Stearns
Keith ('73) & Scott ('13) Fernandez	Art ('47) & Mike ('79) Tanner
Derek ('81) & Harrison ('13) Hunter	Marc ('86) & Ryan ('08) Walters
Phil ('70) & Heath ('95) Irwin	Teddy Washington ('64) & Rashaan Salaam ('94)
Darius ('94) & *Isaiah ('14) Holland	Scott ('79) & *Richard ('14) Yates
Karry ('79) & Alex ('16) Kelley	

Football-Basketball Buffs

Through the years, there have been several players who suited up for both CU's football and basketball teams. But since World War II, only three scored points in both sports: **Don Branby** (1950-53), who was reserve on the basketball team, **Dave Logan**, who lettered four times in each sport (1972-75); he scored 817 points on the court and 36 on the gridiron; and **Brian Johnson** (1977-81), who scored 840 points in hoops and 2 in football—he caught a two-point conversion pass against BYU in 1981.

Father-Son Scoring (Colorado)

Touchdowns

Father: Larry Brunson, 1971 (one TD)	Son: Matt Brunson, 2001 (two TDs)
Father: Marc Walters, 1986 (two TDs)	Son: Ryan Walters, 2006 (one TD)

Any Points

Father: Dick Anderson, 1967 (two PAT kicks)	Son: Blake Anderson, 1994 (one TD)
--	---



FIRST PLAY OF THE YEAR



Listed below are the first plays from scrimmage by the Colorado offense each season since 1950:

Year	Opponent	Play	Personnel	Gain
1950	at Iowa State	Rush	Merwin Hodel	1
1951	Colorado State	Rush	Merwin Hodel	8
1952	San Jose State	Rush	Zack Jordan	11
1953	at Washington	Rush	Carroll Hardy	12
1954	Drake	Rush	Frank Bernardi	10
1955	Arizona	Rush	John Bayuk	0
1956	Oregon	Rush	Bud Morley	-1
1957	at Washington	Pass	Bob Stransky	inc
1958	Kansas State	Rush	Howard Cook	-2
1959	Washington	Pass	Gale Weidner	inc
1960	at Baylor	Rush	Jerry Steffen	2
1961	Oklahoma State	Rush	Ed Coleman	3
1962	at Utah	Rush	Leon Mavity	2
1963	Southern Cal	Rush	Bill Symons	2
1964	at Southern Cal	Rush	George Reese	0
1965	at Wisconsin	Rush	Bernie McCall	3
1966	Miami, Fla.	Rush	Dan Kelly	3
1967	Baylor	Rush	William Harris	7
1968	Oregon	Rush	Bobby Anderson	1
1969	Tulsa	Pass	Bobby Anderson	inc
1970	at Indiana	Pass	Jim Bratten to Willie Nichols	11
1971	at LSU	Rush	Ken Johnson	9
1972	California	Rush	Charlie Davis	0
1973	at LSU	Rush	Charlie Davis	0
1974	at LSU	Rush	Billy Waddy	2
1975	California	Rush	Terry Kunz	4
1976	at Texas Tech	Rush	Jim Kelleher	3
1977	Stanford	Rush	James Mayberry	1
1978	Oregon	Rush	Mike Kozlowski	14
1979	Oregon	Rush	Willie Beebe	2
1980	at UCLA	Rush	Willie Beebe	1
1981	Texas Tech	Rush	Willie Beebe	4
1982	California	Pass	Randy Essington	inc
1983	at Michigan State	Pass	Steve Vogel to Loy Alexander	9
1984	Michigan State	Pass	Steve Vogel to Loy Alexander	21
1985	Colorado State	Rush	Anthony Weatherspoon	3
1986	Colorado State	Rush	Mike Marquez	3
1987	Oregon	Pass	Mark Hatcher to Drew Ferrando	15
1988	Fresno State	Rush	Sal Aunese	8
1989	Texas	Rush	Eric Bieniemy	3



Mike McCoy scored on CU's first "touch" of the year—a punt return—in 1975.

Year	Opponent	Play	Personnel	Gain
1990	*Tennessee	Rush	Mike Pritchard	2
1991	Wyoming	Rush	Kent Kahl	2
1992	Colorado State	Pass	Kordell Stewart to Erik Mitchell	31
1993	Texas	Rush	Lamont Warren	8
1994	NE Louisiana	Rush	Rashaan Salaam	1
1995	at Wisconsin	Pass	Koy Detmer to Matt Lepsis	4
1996	Washington State	Rush	Herchell Troutman	-2
1997	Colorado State	Pass	John Hessler to Phil Savoy	9
1998	#Colorado State	Rush	Mike Moschetti	14
1999	#Colorado State	Rush	Wayne Cherrington	1
2000	#Colorado State	Rush	Cortlen Johnson	12
2001	Fresno State	Rush	Chris Brown	1
2002	#Colorado State	Rush	Chris Brown	3
2003	#Colorado State	Rush	Bobby Purify	2
2004	Colorado State	Rush	Bobby Purify	-1
2005	Colorado State	Rush	Joel Klatt	-2
2006	Montana State	Pass	James Cox to Patrick Williams	42
2007	#Colorado State	Rush	Patrick Williams	24
2008	#Colorado State	Rush	Demetrius Sumler	0
2009	Colorado State	Rush	Darrell Scott	1
2010	#Colorado State	Pass	Tyler Hansen to Toney Clemons	8
2011	at Hawai'i	Rush	Tyler Hansen	-1
2012	#Colorado State	Rush	Tony Jones	2
2013	#Colorado State	Rush	Christian Powell	4
2014	#Colorado State	Rush	Christian Powell	2
2015	at Hawai'i	Rush	Christian Powell	2
2016	#Colorado State	Rush	Phillip Lindsay	10

Since 1950, CU has averaged 5.3 yards on the first play from scrimmage. Of the 67 plays for 354 yards, CU has passed 13 times (completing nine). CU has not scored on the first play from scrimmage in this time frame, and has just one turnover (lost fumble) on the first play of the year (in 1990; *—at Anaheim; #—in Denver).

NOTE—CU did score the first time it touched the ball in the 1975 season opener. Mike McCoy returned a California punt 61 yards for a touchdown two minutes into the game.

DID YOU KNOW?...The last time Colorado scored on its first offensive play of any game was at Texas A&M on Sept. 28, 1996. Rae Carruth scored from 28 yards out on a reverse after CU recovered a fumble on the opening kickoff.



Willie Beebe is the only player to be involved in CU's first play of the year three straight seasons.



FIRST SCORE OF THE YEAR



(Since 1950, when play-by-plays are available; time is amount remaining in the quarter specified)

Season	Opponent	Game	CU's First Score	Class	Time	(Qtr)
1950	Iowa State	1	Merwin Hodel 3 run	Jr.	7:30	2nd
1951	Colorado State	1	Woody Shelton 2 run	Jr.	1:15	1st
1952	San Jose State	1	Ralph Curtis 2 run	Sr.	2:03	1st
1953	Washington	1	Gary Knafelc 16 pass from Homer Jenkins	Sr./So.	1:56	1st
1954	Drake	1	Frank Bernardi 35 run	Sr.	5:52	1st
1955	Arizona	1	Homer Jenkins 3 run	Sr.	5:29	1st
1956	Kansas State	2	Gene Worden 5 run	Jr.	9:02	2nd
1957	Washington	1	Leroy Clark 11 run	Jr.	2:04	1st
1958	Kansas State	1	Homer Cook 10 run	Sr.	11:38	1st
1959	Washington	1	Gale Weidner 94 interception return	So.	3:27	2nd
1960	Kansas State	2	Gale Weidner 1 run	Jr.	9:14	1st
1961	Oklahoma State	1	Jerry Hillebrand 40 pass from Gale Weidner	Sr./Sr.	11:30	1st
1962	Utah	1	Bill Harris 97 kickoff return	Jr.	5:55	1st
1963	Oregon State	2	Bill Harris 7 pass from Frank Cesarek	Sr./Jr.	4:51	4th
1964	Oregon State	2	Robert Lee 5 run	Jr.	0:01	3rd
1965	Fresno State	2	Frank Rogers 31 FG	Sr.	9:09	1st
1966	Miami, Fla.	1	Dave Bartelt 23 FG	So.	3:33	1st
1967	Baylor	1	Bobby Anderson 7 run	So.	5:54	1st
1968	Oregon	1	Bobby Anderson 3 run	Jr.	10:09	2nd
1969	Tulsa	1	Ron Rieger 1 run	Jr.	0:34	1st
1970	Indiana	1	Marv Whitaker 9 pass from Jim Bratten	Sr./Sr.	1:29	1st
1971	Louisiana State	1	Willie Nichols 7 pass from Ken Johnson	Jr./So.	0:03	1st
1972	California	1	Charlie Davis 1 run	Jr.	10:49	1st
1973	Louisiana State	1	Larry Ferguson 37 run	Jr.	0:13	3rd
1974	Louisiana State	1	Terry Kunz 3 run	Jr.	14:19	4th
1975	California	1	Mike McCoy 61 punt return	Sr.	13:41	1st
1976	Texas Tech	1	Jim Kelleher 1 run	Sr.	6:52	3rd
1977	Stanford	1	Bob Niziolek 3 pass from Jeff Knappe	So./Jr.	8:13	1st
1978	Oregon	1	Pete Cyphers 1 run	Jr.	1:23	1st
1979	Oregon	1	Tom Field 30 FG	Fr.	5:49	1st
1980	UCLA	1	Lyndell Hawkins 10 lateral from Charles Davis (22 yards total)	Sr./Sr.	5:31	3rd
1981	Texas Tech	1	Walter Stanley 87 pass from Randy Essington	So./So.	9:28	1st
1982	California	1	Tom Field 30 FG	Jr.	0:00	2nd
1983	Michigan State	1	Loy Alexander 16 pass from Steve Vogel	So./Jr.	1:16	1st
1984	Michigan State	1	Ed Reinhardt 3 pass from Steve Vogel	So./Sr.	13:14	4th
1985	Colorado State	1	Larry Eckel 32 FG	Sr.	7:51	1st
1986	Colorado State	1	Mike Marquez 2 run	Jr.	0:29	4th
1987	Oregon	1	Michael Simmons 34 run	Fr.-RS	2:42	1st
1988	Fresno State	1	Mike Pritchard 35 pass from Sal Aunese	So./Jr.	10:40	1st
1989	Texas	1	Eric Bieniemy 1 run	Jr.	13:45	1st
1990	Tennessee	1	George Hemingway 1 run	Sr.	9:55	2nd
1991	Wyoming	1	Darian Hagan 3 run	Sr.	7:46	1st
1992	Colorado State	1	Michael Westbrook 48 pass from Kordell Stewart	Jr./So.	9:53	1st
1993	Texas	1	Charles E. Johnson 35 pass from Kordell Stewart	Sr./Jr.	4:22	1st
1994	NE Louisiana	1	Rashaan Salaam 1 run	Jr.	3:45	1st
1995	Wisconsin	1	Neil Voskeritchian 27 FG	Sr.	5:24	1st
1996	Washington State	1	Jason Lesley 31 FG	Sr.	6:20	1st
1997	Colorado State	1	Herchell Troutman 1 run	Sr.	9:52	1st
1998	Colorado State	1	Jeremy Aldrich 34 FG	Jr.	8:17	1st
1999	Colorado State	1	Roman Hollowell 43 pass from Mike Moschetti	So./Sr.	8:49	4th
2000	Colorado State	1	Marcus Houston 5 run	Fr.	9:41	2nd
2001	Fresno State	1	Roman Hollowell 77 punt return	Sr.	6:03	2nd
2002	Colorado State	1	Jeremy Bloom 75 punt return	Fr.	14:42	4th
2003	Colorado State	1	Bobby Purify 6 run	Sr.-4	13:53	2nd
2004	Colorado State	1	Bobby Purify 1 run	Sr.-5	10:26	1st
2005	Colorado State	1	Mason Crosby 32 FG	Jr.	12:22	2nd
2006	Montana State	1	Mason Crosby 24 FG	Sr.	10:39	1st
2007	Colorado State	1	Scotty McKnight 24 pass from Cody Hawkins	Fr.-RS/Fr.-RS	12:52	1st
2008	Colorado State	1	Scotty McKnight 35 pass from Cody Hawkins	So./So.	14:15	2nd
2009	Colorado State	1	Aric Goodman 54 FG	Jr.	2:50	2nd
2010	Colorado State	1	Travon Patterson 18 pass from Tyler Hansen	Sr./Jr.	6:03	1st
2011	Hawai'i	1	Paul Richardson 15 pass from Tyler Hansen	So./Sr.	12:02	3rd
2012	Colorado State	1	Nelson Spruce 15 pass from Jordan Webb	Fr.-RS./Jr.	12:22	2nd
2013	Colorado State	1	Paul Richardson 82 pass from Connor Wood	Jr./Jr.	12:41	1st
2014	Colorado State	1	Nelson Spruce 54 pass from Sefo Liufau	Jr./So.	10:31	1st
2015	Hawai'i	1	Michael Adkins 5 run	Jr.	9:21	2nd
2016	Colorado State	1	Alex Kelley recovered a fumble in the end zone	Sr.	10:31	1st



QUARTERBACK STARTING DEBUTS



Year	Quarterback	Class	First Game	Result	Rushing	Passing	†Career Record			
							W	L	T	Pct.
1959	Gale Weidner	So.	*WASHINGTON	L 12-21	3-(-12), 0 td	19-11-2, 140, 0 td	20	11	0	.645
1962	Frank Cesarek	So.	*at Utah	L 21-37	2-(-24), 0 td	12- 5-1, 83, 0 td	3	15	0	.167
1962	Larry Ethridge	So.	KANSAS STATE	W 6- 0	1- 3, 0 td	2- 0-0, 0, 0 td	1	1	0	.500
1964	Hale Irwin	So.	*at Southern Cal	L 0-21	10- 42, 0 td	5- 2-1, 22, 0 td	0	1	0	.000
1964	Bernie McCall	So.	OREGON STATE	L 7-14	15- 18, 0 td	2- 1-0, 11, 0 td	12	10	2	.542
1966	Dan Kelly	Jr.	*MIAMI, FLA.	L 3-24	4-(-14), 0 td	4- 2-1, 37, 0 td	3	2	0	.600
1967	Bobby Anderson	So.	*BAYLOR	W 27- 7	15- 83, 2 td	21-11-0, 129, 0 td	14	9	0	.609
1969	Paul Arendt	So.	INDIANA	W 30- 7	20- 72, 1 td	15- 8-0, 103, 0 td	4	3	0	.571
1969	Jim Bratten	Jr.	MISSOURI	W 31-24	20- 20, 0 td	8- 4-0, 47, 0 td	9	4	0	.692
1971	Ken Johnson	So.	*at Louisiana State	W 31-21	11- 18, 0 td	19- 9-3, 82, 1 td	17	6	0	.739
1971	Joe Duenas	So.	WYOMING	W 56-13	15- 106, 3 td	7- 4-1, 111, 1 td	1	0	0	1.000
1973	Clyde Crutchmer	Jr.	*at Louisiana State	L 6-17	6- 15, 0 td	7- 1-1, 15, 0 td	5	6	0	.455
1974	David Williams	Jr.	*at Louisiana State	L 14-42	4- (-3), 0 td	9- 3-0, 28, 0 td	14	9	0	.609
1976	Jeff Austin	Sr.	*at Texas Tech	L 7-24	11-(-14), 0 td	19- 5-5, 67, 0 td	3	1	0	.750
1976	Jeff Knapple	So.	NEBRASKA	L 12-24	5- 23, 0 td	19- 6-0, 94, 0 td	12	6	1	.658
1978	Bill Solomon	Jr.	*OREGON	W 24- 7	10- 40, 1 td	7- 4-1, 46, 0 td	9	13	0	.409
1980	Charlie Davis	Jr.	*at UCLA	L 14-56	16- 60, 0 td	23-13-1, 143, 1 td	0	5	0	.000
1980	Randy Essington	Fr.	at Missouri	L 7-45	4-(-19), 0 td	22-11-1, 58, 0 td	3	14	1	.194
1980	Scott Kingdom	Jr.	IOWA State	W 17- 9	11- (-5), 0 td	6-2-1, 16, 0 td	1	3	0	.250
1981	Steve Vogel	Fr.-RS	at Iowa State	L 10-17	2- (-3), 0 td	16-12-0, 89, 0 td	4	17	0	.190
1983	Derek Marshall	So.	at Kansas	W 34-23	4- 4, 0 td	22-11-0, 148, 0 td	2	1	0	.667
1984	Craig Keenan	Jr.	at Oklahoma State	L 14-20	9- (-2), 0 td	25-10-0, 178, 1 td	0	4	0	.000
1985	Mark Hatcher	So.	*COLORADO STATE	W 23-10	12- 62, 2 td	9- 3-0, 36, 0 td	13	12	0	.520
1985	#Rick Wheeler	So.	at Nebraska	L 7-17	5- 38, 0 td	1- 1-0, 12, 0 td	1	1	0	.500
1986	Marc Walters	Fr.	at Kansas State	W 49- 3	18- 88, 2 td	4- 4-0, 111, 1 td	1	0	0	1.000
1987	Sal Aunese	So.	at Colorado State	W 29-16	18- 83, 1 td	6- 4-0, 139, 1 td	13	6	0	.684
1989	Darian Hagan	So.	*TEXAS	W 27- 6	14- 116, 1 td	12- 7-0, 95, 1 td	28	5	2	.829
1990	Charles Johnson	Jr.	at Missouri	W 33-31	9- 17, 1 td	18-10-0, 151, 1 td	2	0	0	1.000
1992	Kordell Stewart	So.	*COLORADO STATE	W 37-17	9- 21, 0 td	36-21-1, 409, 4 td	27	5	1	.833
1992	Duke Tobin	Jr.	at Minnesota	W 21-20	11-(-12), 0 td	10- 2-0, 12, 0 td	1	0	0	1.000
1992	Koy Detmer	Fr.	OKLAHOMA	T 24-24	9-(-22), 0 td	50-33-5, 418, 2 td	14	3	1	.806
1995	John Hessler	So.	at Oklahoma	W 38-17	6-(-18), 0 td	34-24-0, 348, 5 td	11	8	0	.579
1998	Mike Moschetti	Jr.	*Colorado State (Denver)	W 42-14	5- 13, 0 td	32-21-0, 257, 3 td	14	9	0	.609
1999	Zac Colvin	Fr.-RS	at Iowa State	W 16-12	6- (-1), 0 td	23-14-1, 116, 1 td	1	2	0	.333
2000	Bobby Pesavento	Jr.	WASHINGTON	L 14-17	12-(-13), 0 td	27-15-0, 174, 1 td	4	4	0	.500
2000	Craig Ochs	Fr.	at Texas A&M	W 26-19	6- 6, 1 td	25-15-0, 239, 1 td	10	6	0	.625
2002	Robert Hodge	Sr.	SOUTHERN CAL	L 3-40	8-(-10), 0 td	9- 1-1, 20, 0 td	8	4	0	.667
2003	Joel Klatt	So.	*Colorado State (Denver)	W 42-35	14-(-10), 0 td	34-21-0, 402, 4 td	19	15	0	.559
2003	Erik Greenberg	So.	at Florida State	L 7-47	6-(-23), 0 td	30-14-0, 192, 1 td	0	2	0	.000
2004	James Cox	So.	IOWA STATE	W 19-14	5- 11, 0 td	16- 7-1, 67, 1 td	1	2	0	.333
2006	Bernard Jackson	Jr.	Colorado State (Denver)	L 10-14	18- 30, 1 td	13- 8-0, 70, 0 td	2	9	0	.182
2007	Cody Hawkins	Fr.-RS	*Colorado State (Denver)	W 31-28(OT)	2- 3, 0 td	31-18-1, 201, 2 td	11	17	0	.393
2008	Tyler Hansen	Fr.	at Missouri	L 0-58	16- 30, 0 td	16-12-0, 72, 0 td	6	15	0	.286
2011	Nick Hirschman	Fr.-RS	at Arizona State	L 14-48	0- 0, 0 td	7- 4-0, 52, 0 td	0	3	0	.000
2012	Jordan Webb	Jr.	Colorado State (Denver)	L 17-22	6-(-23), 0 td	41-22-0, 187, 2 td	1	8	0	.111
2012	Connor Wood	So.	WASHINGTON	L 3-38	2- 1, 0 td	6- 3-2, 11, 0 td	2	4	0	.333
2013	Sefo Liufau	Fr.	CHARLESTON SOUTHERN	W 43-10	3- (-8), 0 td	20-14-0, 198, 1 td	16	24	0	.400
2014	Jordan Gehrke	So.	at Oregon	L 10-44	6- (-3), 0 td	18- 9-0, 64, 0 td	0	1	0	.286
2015	Cade Apsay	Fr.-RS	at Washington State	L 3-27	9- 8, 0 td	40-26-2, 238, 0 td	0	2	0	.000
2016	Steven Montez	Fr.-RS	at Oregon	W 41-38	21-135, 1 td	32-23-2, 333, 3 td	2	1	0	.667

(*—season opener; #—injured in the first quarter; †—Colorado's record as the starting quarterback.)



Kordell Stewart



Koy Detmer



Joel Klatt



RUNNING BACK STARTING DEBUTS



Year	Running Back	Pos.	Class	First Game	Result	Rushing	Receiving
1956	Gene Worden	HB	Jr.	OREGON	L 0-35	6-12, 0 td	0-0, 0 td
1956	Eddie Dove	HB	So.	OREGON	L 0-35	1-(-3), 0 td	0-0, 0 td
1956	Leroy Clark	FB	So.	KANSAS STATE	W 34- 0	2-8, 0 td	0-0, 0 td
1956	Howard Cook	HB	So.	NEBRASKA	W 16- 0	5-13, 0 td	0-0, 0 td
1957	George Adams	FB	So.	KANSAS	L 34-35	13-46, 1 td	0-0, 0 td
1958	Chuck Weiss	FB	So.	at Arizona	W 65-12	15-159, 2 td	2-16, 0 td
1959	Jerry Steffen	HB	Jr.	WASHINGTON	L 12-21	8-18, 0 td	2-15, 0 td
1959	Dave Garvin	HB	Sr.	BAYLOR	L 7-15	16-43, 0 td	4-17, 0 td
1959	Fred Purnell	HB	So.	BAYLOR	L 7-15	6-17, 0 td	0-0, 0 td
1959	Reed Johnson	HB	So.	at Oklahoma	L 12-42	6-28, 0 td	0-0, 0 td
1959	Don Maurer	HB	Jr.	at Kansas State	W 20-17	14-39, 0 td	3-42, 0 td
1959	Loren Schweningen	FB	So.	at Kansas State	W 20-17	8-28, 0 td	0-0, 0 td
1959	Dick Dickerson	HB	So.	at Kansas State	W 20-17	7-12, 0 td	0-0, 0 td
1959	Dave Rife	HB	Jr.	IOWA STATE	L 0-27	8-28, 0 td	1-(-4), 0 td
1960	Ed Coleman	HB	So.	KANSAS STATE	W 27- 7	7-39, 0 td	0-0, 0 td
1960	Dave Vivian	HB	So.	at Kansas	L 6-34	3-13, 0 td	0-0, 0 td
1960	Claude Crabb	HB	So.	at Oklahoma State	W 13- 6	5-14, 0 td	1-6, 0 td
1960	Jim Rasis	FB	So.	AIR FORCE	L 6-16	0-0, 0 td	0-0, 0 td
1960	Ted Woods	HB	Jr.	AIR FORCE	L 6-16	0-0, 0 td	0-0, 0 td
1961	Ted Summerville	HB	So.	at Miami	W 9- 7	3-5, 0 td	0-0, 0 td
1961	Leon Mavity	HB	So.	at Kansas State	W 13- 0	2-3, 0 td	0-0, 0 td
1962	Bill Harris	FB	Jr.	at Utah	L 21-37	3-12, 0 td	0-0, 0 td
1962	Bill Symons	HB	So.	KANSAS STATE	W 6- 0	2-7, 0 td	3-25, 0 td
1962	Ben Howe	FB	So.	at Oklahoma State	L 16-36	8-20, 0 td	0-0, 0 td
1963	Noble Milton	FB	Sr.	SOUTHERN CAL	L 0-14	6-14, 0 td	0-0, 0 td
1964	George Reese	HB	So.	at Southern Cal	L 0-21	13-35, 0 td	0-0, 0 td
1964	Terry McCarthy	FB	So.	at Southern Cal	L 0-21	0-0, 0 td	0-0, 0 td
1964	George Lewark	HB	So.	OREGON STATE	L 7-14	1-2, 0 td	0-0, 0 td
1964	Robert Lee	HB	So.	KANSAS STATE	L 14-16	10-29, 0 td	0-0, 0 td
1964	John Marchiol	FB	Jr.	at Iowa State	W 14- 7	13-47, 0 td	0-0, 0 td
1964	Estes Banks	HB	So.	OKLAHOMA	L 11-14	14-41, 0 td	2-29, 0 td
1965	Bill Harris	HB	So.	at Wisconsin	T 0- 0	13-55, 0 td	0-0, 0 td
1965	Dick O'Dell	HB	So.	at Kansas State	W 36- 0	9-38, 0 td	0-0, 0 td
1965	Larry Plantz	HB	So.	at Air Force	W 19- 6	10-47, 0 td	2-27, 0 td
1966	Wilmer Cooks	FB	Jr.	MIAMI	L 3-24	8-27, 0 td	0-0, 0 td
1966	John Farler	HB	Jr.	at Kansas	W 35-18	6-6, 0 td	1-13, 0 td
1967	Tom Porter	FB	So.	BAYLOR	W 27- 7	2-12, 0 td	0-0, 0 td
1967	Steve Engel	FB	So.	at Oregon	W 17-13	13-45, 0 td	0-0, 0 td
1967	Tom Nigbur	FB	So.	OKLAHOMA STATE	L 7-10	8-27, 0 td	0-0, 0 td
1968	Ward Walsh	FB	So.	OREGON	W 28- 7	17-63, 0 td	1-6, 0 td
1969	Ron Rieger	TB	So.	TULSA	W 35-14	23-100, 1 td	1-7, 0 td
1969	Bobby Anderson	TB	Sr.	INDIANA	W 30- 7	29-161, 3 td	0-0, 0 td
1970	John Tarver	HB	Jr.	PENN STATE	W 41-13	19-64, 1 td	0-0, 0 td
1971	Charlie Davis	TB	So.	at Louisiana State	W 31-21	20-174, 2 td	0-0, 0 td
1972	Bo Matthews	FB	Jr.	CALIFORNIA	W 20-10	12-58, 0 td	0-0, 0 td
1973	Billy Waddy	TB	Fr.	at Wisconsin	W 28-25	24-202, 2 td	0-0, 0 td
1974	Terry Kunz	FB	Jr.	at Louisiana State	L 14-42	11-63, 1 td	0-0, 0 td
1974	Tom Perry	FB	So.	at Air Force	W 28-27	11-38, 0 td	0-0, 0 td
1975	Tony Reed	TB	Sr.	MISSOURI	W 31-20	22-153, 2 td	1-5, 0 td
1975	James Mayberry	FB	Fr.	MISSOURI	W 31-20	4-6, 0 td	1-(-4), 0 td
1976	Jim Kelleher	FB	Sr.	at Texas Tech	L 7-24	15-39, 1 td	0-0, 0 td
1977	Mike Kozlowski	TB	Jr.	STANFORD	W 27-21	15-64, 0 td	5-69, 0 td
1977	Jeff Hornberger	TB	Fr.	NEW MEXICO	W 42- 7	17-75, 0 td	0-0, 0 td
1977	Howard Ballage	TB	So.	OKLAHOMA STATE	W 29-13	14-72, 0 td	3-37, 0 td
1978	Eddie Ford	TB	So.	OKLAHOMA	L 7-28	6-30, 0 td	0-0, 0 td
1979	Lyndell Hawkins	FB	Jr.	OREGON	L 19-33	13-32, 0 td	1-14, 0 td
1979	Willie Beebe	HB	So.	OREGON	L 19-33	4-14, 0 td	3-26, 0 td
1979	Mike Green	HB	So.	Louisiana State	L 0-44	6-22, 0 td	1-3, 0 td
1979	Lance Olander	FB	Jr.	DRAKE	L 9-13	7-41, 0 td	0-0, 0 td
1979	Charles Davis	FB	So.	at Kansas	W 31-17	17-62, 0 td	2-26, 0 td
1981	Derek Singleton	HB	So.	TEXAS TECH	W 45-27	15-55, 1 td	1-41, 0 td
1981	Lee Rouson	HB	Fr.-RS	BYU	L 20-41	17-84, 1 td	5-64, 0 td
1981	Richard Johnson	HB	Jr.	at Iowa State	L 10-17	23-84, 1 td	0-0, 0 td
1982	Guy Egging	FB	Jr.	CALIFORNIA	L 17-31	7-13, 0 td	6-35, 1 td
1982	Chris McLemore	FB	Fr.	IOWA STATE	L 14-31	7-1, 0 td	3-18, 0 td
1984	Eric McCarty	HB	Fr.-RS	at Oklahoma State	L 14-20	6-8, 0 td	0-0, 0 td



Running Back Starting Debut*s continued*

Year	Running Back	Pos.	Class	First Game	Result	Rushing	Receiving
1984	Sam Smith	HB	So.	KANSAS	L 27-28	5-23, 0 td	0-0, 0 td
1984	Mark Hatcher	HB	Fr.	OKLAHOMA	L 17-42	1-(-1), 0 td	1-6, 0 td
1984	Anthony Weatherspoon	HB	Fr.	at Kansas State	L 6-38	7-27, 0 td	2-6, 0 td
1985	Mike Marquez	HB	So.	at Iowa State	W 40- 6	7-47, 1 td	0-0, 0 td
1986	Erich Kissick	HB	Fr.-RS	COLORADO STATE	L 7-23	5-28, 0 td	0-0, 0 td
1986	O.C. Oliver	HB	Fr.	IOWA STATE	W 23-21	13-79, 2 td	0-0, 0 td
1987	Michael Simmons	FB	Fr.-RS	OREGON	L 7-10	18-142, 1 td	0-0, 0 td
1987	Eric Bieniemy	HB	Fr.	OREGON	L 7-10	3-19, 0 td	1-6, 0 td
1987	J.J. Flannigan	HB	So.	STANFORD	W 31-17	14-84, 1 td	0-0, 0 td
1988	Mike Pritchard	HB	So.	FRESNO STATE	W 45- 3	0-0, 0 td	1-35, 0 td
1990	George Hemingway	FB	Sr.	TENNESSEE	T 31-31	8-20, 1 td	0-0, 0 td
1991	Kent Kahl	TB	Fr.	WYOMING	W 30-13	10-50, 1 td	1-4, 0 td
1991	James Hill	FB	So.	WYOMING	W 30-13	11-48, 1 td	0-0, 0 td
1991	Kendall Bussey	FB	Fr.	at Stanford	L 21-28	4-5, 0 td	0-0, 0 td
1991	Lamont Warren	TB	Fr.	at Oklahoma	W 34-17	25-81, 1 td	1-6, 0 td
1991	Scott Phillips	FB	So.	at Oklahoma	W 34-17	7-23, 0 td	2-29, 0 td
1993	Rashaan Salaam	TB	So.	NEBRASKA	L 17-21	25-165, 2 td	3-37, 0 td
1995	Herschell Troutman	TB	So.	at Wisconsin	W 43- 7	15-76, 0 td	0-0, 0 td
1996	Lendon Henry	TB	Jr.	OKLAHOMA STATE	W 35-13	18-101, 1 td	2-38, 0 td
1998	Dwayne Cherrington	TB	Jr.	Colorado State (Denver)	W 42-14	25-100, 1 td	2-5, 0 td
1998	Cortlen Johnson	TB	Fr.-RS	BAYLOR	W 18-16	6-30, 0 td	0-0, 0 td
1998	Marlon Barnes	TB	Sr.	at Oklahoma	W 27-25	26-135, 0 td	0-0, 0 td
1998	Damion Barton	TB	So.	TEXAS TECH	W 19-17	22-47, 1 td	2-3, 0 td
2000	Marcus Houston	TB	Fr.	at Southern California	L 14-17	25-150, 0 td	1-27, 0 td
2000	Bobby Purify	TB	Fr.	OKLAHOMA STATE	W 37-21	12-26, 0 td	0-0, 0 td
2001	Chris Brown	TB	So.	FRESNO STATE	L 22-24	15-47, 0 td	2-15, 0 td
2002	Brian Calhoun	TB	Fr.	at Oklahoma	L 7-29	20-122, 0 td	0-0, 0 td
2003	Lawrence Vickers	FB	So.	Colorado State (Denver)	W 42-35	1-0, 0 td	2-3, 0 td
2004	#Lawrence Vickers	TB	Jr.	OKLAHOMA STATE	L 14-42	15-72, 1 td	9-96, 0 td
2005	Hugh Charles	TB	So.	COLORADO STATE	W 31-28	15-101, 2 td	3-34, 0 td
2005	Byron Ellis	TB	So.	MISSOURI	W 41-12	15-32, 0 td	1-3, 0 td
2006	Mell Holliday	TB	Sr.	IOWA STATE	W 33-16	18-126, 0 td	0-0, 0 td
2007	Demetrius Sumler	TB	Fr.-RS	at Arizona State	L 14-33	16-34, 0 td	1-4, 0 td
2007	Brian Lockridge	TB	Fr.	at Kansas State	L 20-47	3-0, 0 td	0-0, 0 td
2007	Jake Behrens	FB	So.	at Kansas State	L 20-47	3-29, 0 td	1-1, 1 td
2008	Rodney Stewart	TB	Fr.	EASTERN WASHINGTON	W 31-24	9-38, 0 td	2-19, 0 td
2008	Darrell Scott	TB	Fr.	Iowa State	W 28-24	19-87, 0 td	0-0, 0 td
2009	Corey Nabors	TB	Jr.	at Iowa State	L 10-17	0-0, 0 td	0-0, 0 td
2010	Will Jefferson	TB	So.	TEXAS TECH	L 24-27	4-11, 0 td	4-46, 0 td
2011	Tony Jones	TB	Fr.-RS	OREGON	L 2-45	19-71, 0 td	3-8, 0 td
2012	Christian Powell	TB	Fr.	SACRAMENTO STATE	L 28-30	28-147, 3 td	1-13, 0 td
2012	Donta Abron	TB	Fr.	at Oregon	L 14-70	5- 20, 0 td	0-0, 0 td
2013	Jordan Murphy	FB	So.	CENTRAL ARKANSAS	W 38-24	0-0, 0 td	0-0, 0 td
2013	Michael Adkins	TB	Fr.	CHARLESTON SOU	W 43-10	13-137, 4 td	1-1, 0 td
2015	Phillip Lindsay	TB	So.	Colorado State	W 27-24 (OT)	8-22, 0 td	1-9, 0 td
2015	Patrick Carr	TB	Fr.	at Oregon State	W 17-13	2-7, 0 td	0-0, 0 td
2015	#Donovan Lee	TB	So.	STANFORD	L 10-42	7-17, 1 td	2-10, 0 td

(#—first career starts at tailback; Anderson previously started at quarterback. Vickers previously at fullback, Lee previously at receiver.)



Billy Waddy



Chuck Weiss



SELECT CIRCLES



1,000-YARD RUSHING SEASONS

Kayo Lam, 1935

	att	yds	td
Game-By-Game Unavailable			
Totals (9 games)	140	1043	7

Byron White, 1937

	att	yds	td
O 2 MISSOURI.....	25	95	0
O 9 UTAH STATE.....	35	210	2
O 16 BRIGHAM YOUNG.....	36	75	0
O 23 COLORADO STATE.....	19	138	2
O 30 COLORADO MINES.....	8	117	3
N 6 at Utah.....	19	154	1
N 13 COLORADO COLLEGE.....	18	213	3
N 25 at Denver.....	21	119	2
Totals (8 games)	181	1121	13

Bob Stransky, 1957

	att	yds	td
S 21 at Washington.....	19	68	0
S 28 UTAH.....	23	162	1
O 5 KANSAS.....	18	139	1
O 12 ARIZONA.....	18	98	3
O 19 at Kansas State.....	14	168	3
O 26 at Oklahoma.....	15	54	1
N 2 MISSOURI.....	21	75	0
N 9 at Colorado State.....	18	97	1
N 16 at Nebraska.....	17	99	1
N 23 IOWA STATE.....	20	137	1
Totals (10 games)	183	1097	12

Charlie Davis, 1971

	att	yds	td
S 11 at Louisiana State.....	20	174	2
S 18 WYOMING.....	17	109	0
S 25 at Ohio State.....	18	135	0
O 2 KANSAS STATE.....	4	16	1
O 9 at Iowa State.....	17	113	1
O 16 at Oklahoma.....	12	77	1
O 23 MISSOURI.....	17	70	0
O 30 at Nebraska.....	17	76	0
N 6 at Kansas.....	28	78	2
N 13 OKLAHOMA STATE.....	34	342	1
N 20 AIR FORCE.....	25	196	2
Totals (11 games)	219	1386	10

Tony Reed, 1976

	att	yds	td
S 11 at Texas Tech.....	22	107	0
S 18 at Washington.....	22	94	0
S 25 MIAMI, FLA.....	21	45	0
O 2 DRAKE.....	18	149	2
O 9 NEBRASKA.....	18	79	0
O 16 at Oklahoma State.....	17	88	0
O 23 IOWA STATE.....	21	138	2
O 30 OKLAHOMA.....	33	136	0
N 6 at Missouri.....	21	66	0
N 13 KANSAS.....	35	168	0
N 20 at Kansas State.....	36	140	1
Totals (11 games)	264	1210	5

James Mayberry, 1977

	att	yds	td
S 10 STANFORD.....	27	152	2
S 17 KENT STATE.....	17	95	2
S 24 NEW MEXICO.....	12	38	1
O 1 at Army.....	16	66	0
O 8 OKLAHOMA STATE.....	24	250	1
O 15 at Kansas.....	16	56	0
O 22 at Nebraska.....	21	113	1
O 29 MISSOURI.....	26	136	0
N 5 at Iowa State.....	27	111	0
N 12 at Oklahoma.....	20	108	1
N 19 KANSAS STATE.....	40	174	1
Totals (11 games)	246	1299	9

Eric Bieniemy, 1988

	att	yds	td
S 10 FRESNO STATE.....	22	118	1
S 17 at Iowa.....	25	153	0
S 24 OREGON STATE.....	20	211	3
O 1 at Colorado State.....	22	66	1
O 8 OKLAHOMA STATE.....	16	81	0
O 15 at Kansas.....	34	195	2
O 22 OKLAHOMA.....	20	114	1
O 29 IOWA STATE.....	24	166	1
N 5 at Missouri.....	30	106	1
N 12 at Nebraska.....	6	33	0
N 19 KANSAS STATE.....		-injured-	
Totals (10 games)	219	1243	10

J.J. Flannigan, 1989

	att	yds	td
S 4 TEXAS.....	11	51	0
S 9 COLORADO STATE.....	10	40	1
S 16 ILLINOIS.....	10	98	2
S 30 at Washington.....	14	85	1
O 7 MISSOURI.....	13	68	1
O 14 at Iowa State.....	10	79	2
O 21 KANSAS.....	10	178	3
O 28 at Oklahoma.....	25	103	1
N 4 NEBRASKA.....	18	96	2
N 11 at Oklahoma State.....	23	143	1
N 18 at Kansas State.....	20	246	4
Totals (11 games)	164	1187	18

Darian Hagan, 1989

	att	yds	td
S 4 TEXAS.....	14	116	1
S 9 COLORADO STATE.....	14	103	1
S 16 ILLINOIS.....	14	20	0
S 30 at Washington.....	12	56	1
O 7 MISSOURI.....	15	106	3
O 14 at Iowa State.....	8	82	2
O 21 KANSAS.....	17	118	2
O 28 at Oklahoma.....	21	107	1
N 4 NEBRASKA.....	25	86	1
N 11 at Oklahoma State.....	18	54	2
N 18 at Kansas State.....	28	156	3
Totals (11 games)	186	1004	17

Eric Bieniemy, 1990

	att	yds	td
A 26 Tennessee.....		—did not play—	
S 6 STANFORD.....	32	149	3
S 15 at Illinois.....	23	127	0
S 22 at Texas.....	26	99	3
S 29 WASHINGTON.....	29	143	0
O 6 at Missouri.....	29	217	1
O 13 IOWA STATE.....	21	131	1
O 20 at Kansas.....	18	174	3
O 27 OKLAHOMA.....	28	188	1
N 3 at Nebraska.....	38	137	4
N 10 OKLAHOMA STATE.....	22	148	1
N 17 KANSAS STATE.....	22	115	0
Totals (11 games)	288	1628	17

Rashaan Salaam, 1994

	att	yds	td
S 3 NE LOUISIANA.....	24	184	3
S 17 WISCONSIN.....	26	85	4
S 24 at Michigan.....	22	141	2
O 1 at Texas.....	35	317	1
O 8 at Missouri.....	28	166	2
O 15 OKLAHOMA.....	25	161	4
O 22 KANSAS STATE.....	28	202	2
O 29 at Nebraska.....	22	134	1
N 5 OKLAHOMA STATE.....	29	174	0
N 12 at Kansas.....	30	232	3
N 19 IOWA STATE.....	29	259	2
Totals (11 games)	298	2055	24

Chris Brown, 2002

	att	yds	td
A 31 Colorado State.....	21	94	1
S 7 San Diego State.....	29	185	2
S 14 Southern California.....	14	44	0
S 21 at UCLA.....	26	188	3
O 5 Kansas State.....	26	167	2
O 12 at Kansas.....	25	309	2
O 19 Baylor.....	23	167	3
O 26 Texas Tech.....	26	149	1
N 2 at Oklahoma.....	25	103	0
N 9 at Missouri.....	35	211	3
N 16 Iowa State.....	25	127	1
N 28 at Nebraska.....		-injured-	
D 7 Oklahoma.....		-injured-	
Totals (11 games)	275	1744	18

Bobby Purify, 2004

	att	yds	td
S 4 COLORADO STATE.....	26	189	1
S 11 at Washington State.....	23	53	0
S 18 NORTH TEXAS.....	15	112	3
O 2 at Missouri.....	22	81	1
O 9 OKLAHOMA STATE.....	6	26	0
O 16 IOWA STATE.....	13	69	0
O 23 at Texas A&M.....	20	130	1
O 30 TEXAS.....	12	13	0
N 6 at Kansas.....	14	52	0
N 13 KANSAS STATE.....	24	155	2
N 26 at Nebraska.....	22	130	1
D 4 Oklahoma.....	12	7	0
Totals (12 games)	209	1017	9

Rodney Stewart, 2010


	att	yds	td
S 4 Colorado State.....	16	67	0
S 11 at California.....	29	80	0
S 18 HAWAII.....	22	106	2
O 2 GEORGIA.....	19	149	1
O 9 at Missouri.....	18	91	0
O 16 BAYLOR.....	30	125	2
O 23 TEXAS TECH.....	20	34	0
O 30 at Oklahoma.....	19	85	0
N 6 at Kansas.....	27	175	3
N 13 IOWA STATE.....	36	123	0
N 20 KANSAS STATE.....	34	195	0
N 26 at Nebraska.....	20	88	0
Totals (12 games)	290	1318	10

Phillip Lindsay, 2016


	att	yds	td
S 2 Colorado State.....	20	95	2
S 10 IDAHO STATE.....	7	30	2
S 17 at Michigan.....	12	51	0
S 24 at Oregon.....	15	72	1
O 1 OREGON STATE.....	16	90	1
O 8 at Southern California.....	11	57	0
O 15 ARIZONA STATE.....	26	219	3
O 22 at Stanford.....	12	131	0
N 3 UCLA.....	24	73	1
N 12 at Arizona.....	25	119	3
N 19 WASHINGTON STATE.....	31	144	2
N 26 at Utah.....	12	55	0
D 2 Washington.....	19	53	1
Totals (13 games)	230	1189	16



QB Kordell Stewart



QB John Hessler



QB Koy Detmer

2,000-YARD PASSING SEASONS

Kordell Stewart, 1992

		a- ci	yds	td
S 5	COLORADO STATE	36-21-1	409	4
S 12	at Baylor	17-16-0	251	3
S 19	at Minnesota	—injured—		
S 26	IOWA	14- 6-2	82	0
O 8	at Missouri	45-24-2	335	0
O 17	OKLAHOMA	—injured—		
O 24	KANSAS STATE	39-21-2	247	1
O 31	at Nebraska	8- 3-0	17	0
N 7	OKLAHOMA STATE	29-18-0	185	1
N 14	at Missouri	34-22-0	304	0
N 21	IOWA STATE	30-20-2	279	3
Totals (9 games)		252-151-9	2109	12

Kordell Stewart, 1993

		a- ci	yds	td
S 4	TEXAS	30-19-0	246	3
S 11	BAYLOR	18-14-0	221	2
S 18	at Stanford	30-13-1	277	0
S 25	MIAMI, FLA.	40-22-0	252	1
O 9	MISSOURI	33-17-1	183	1
O 16	at Oklahoma	14- 8-0	151	1
O 23	at Kansas State	34-17-0	229	0
O 30	NEBRASKA	28- 8-3	115	0
N 6	at Oklahoma State	30-18-2	328	3
N 13	KANSAS	20-13-0	194	0
N 20	at Iowa State	17- 8-0	103	0
Totals (11 games)		294-157-7	2299	11

Kordell Stewart, 1994

		a- ci	yds	td
S 3	NE LOUISIANA	19-15-1	207	1
S 17	WISCONSIN	15- 8-0	249	2
S 24	at Michigan	32-21-1	294	2
O 1	at Texas	25-13-0	119	0
O 8	at Missouri	21-16-0	228	2
O 15	OKLAHOMA	13-10-0	97	0
O 22	KANSAS STATE	18-10-1	136	0
O 29	at Nebraska	28-12-0	150	0
N 5	OKLAHOMA STATE	22-13-0	193	1
N 12	at Kansas	23-15-0	202	2
N 19	IOWA STATE	21-14-0	196	0
Totals (11 games)		237-147-3	2071	10

John Hessler, 1995

		a- ci	yds	td
S 2	at Wisconsin	1- 1-0	11	0
S 9	COLORADO STATE	2- 1-0	6	0
S 16	NE LOUISIANA	12- 7-0	81	0
S 23	TEXAS A & M	20-10-0	177	1
S 30	at Oklahoma	34-24-0	348	5
O 7	KANSAS	32-15-1	253	3
O 21	at Iowa State	23-11-2	173	0
O 28	NEBRASKA	43-21-2	276	2
N 4	at Oklahoma State	31-22-0	301	5
N 11	MISSOURI	26-18-2	196	2
N 18	at Kansas State	42-24-2	314	2
Totals (11 games)		266-154-9	2136	20

Koy Detmer, 1996

		a- ci	yds	td
A 31	WASHINGTON STATE	33-20-0	254	3
S 7	at Colorado State	42-31-0	364	2
S 14	MICHIGAN	39-23-1	287	1
S 28	at Texas A & M	27-16-1	246	2
O 12	OKLAHOMA STATE	31-21-0	402	3
O 19	at Kansas	36-17-3	244	2
O 26	TEXAS	15- 7-2	137	1
N 2	at Missouri	33-19-1	457	3
N 9	IOWA STATE	47-27-1	401	5
N 16	KANSAS STATE	22-15-1	136	0
N 29	at Nebraska	38-12-2	226	0
Totals (11 games)		363-208-12	3156	22

John Hessler, 1997

		a- ci	yds	td
S 6	COLORADO STATE	28-18-1	223	2
S 13	at Michigan	40-15-4	141	0
S 27	WYOMING	25-12-2	190	0
O 4	TEXAS A&M	27-15-1	194	0
O 11	at Oklahoma State	45-22-2	308	1
O 18	KANSAS	19-15-0	188	2
O 25	at Texas	26-14-0	211	1
N 1	MISSOURI	15-10-2	154	2
N 8	at Iowa State	40-24-1	299	1
N 15	at Kansas State	38-17-1	208	2
N 28	NEBRASKA	35-19-2	362	3
Totals (11 games)		338-181-16	2478	14

Mike Moschetti, 1998

		a- ci	yds	td
S 5	Colorado State	32-21-0	257	3
S 12	FRESNO STATE	30-16-0	224	1
S 19	UTAH STATE	28-18-0	222	2
S 26	BAYLOR	18- 7-1	89	0
O 3	at Oklahoma	25-13-1	186	3
O 10	KANSAS STATE	34-15-0	225	1
O 17	TEXAS TECH	24-15-1	173	0
O 24	at Kansas	22-16-2	200	0
N 7	at Missouri	33-21-1	230	2
N 14	IOWA STATE	12- 8-0	166	1
N 27	at Nebraska	18-12-1	132	2
Totals (11 games)		276-162-7	2104	15

Mike Moschetti, 1999

		a- ci	yds	td
S 4	Colorado State	45-30-3	291	2
S 11	SAN JOSE STATE	32-25-0	465	2
S 18	KANSAS	22-17-0	216	2
S 25	at Washington	34-19-2	167	0
O 9	Missouri	41-20-2	259	1
O 16	at Texas Tech	32-20-1	194	1
O 23	at Iowa State	—injured—		
O 30	OKLAHOMA	31-22-1	382	4
N 6	at Kansas State	25-11-3	187	2
N 13	at Baylor	28-19-0	215	1
N 26	Nebraska	41-21-0	317	3
Totals (10 games)		331-204-12	2693	18

Joel Klatt, 2003

		a- ci	yds	td
A 30	Colorado State	34-21-0	402	4
S 6	UCLA	30-21-0	157	1
S 13	WASHINGTON STATE	25-13-0	149	1
S 20	at Florida State	—injured—		
O 4	at Baylor	8- 3-1	53	0
O 11	KANSAS	54-38-1	419	2
O 18	at Kansas State	45-29-1	290	1
O 25	OKLAHOMA	33-24-1	187	3
N 1	at Texas Tech	33-18-3	213	2
N 8	MISSOURI	25-19-0	187	2
N 15	at Iowa State	27-21-1	288	2
N 28	NEBRASKA	44-26-2	269	3
Totals (11 games)		358-233-10	2614	21

Joel Klatt, 2004

		a- ci	yds	td
S 4	COLORADO STATE	25-13-1	117	0
S 11	at Washington State	24-12-1	78	0
S 18	NORTH TEXAS	33-26-0	371	3
O 2	at Missouri	28-18-3	171	0
O 9	OKLAHOMA State	24-12-0	133	0
O 16	IOWA STATE	18-11-2	96	0
O 23	at Texas A&M	42-25-0	346	2
O 30	TEXAS	28-17-2	142	0
N 6	at Kansas	31-18-3	153	1
N 13	KANSAS STATE	26-14-1	184	2
N 26	at Nebraska	29-18-1	222	1
D 4	Oklahoma	26- 8-1	52	0
Totals (12 games)		334-192-15	2065	9



Joel Klatt, 2005

		a- c-i	yds	td
S 3	COLORADO STATE	33-22-1	283	0
S 10	NEW MEXIO STATE	25-18-0	186	2
S 24	at Miami, Fla.	43-25-2	228	0
O 1	at Oklahoma State	26-14-0	151	1
O 8	TEXAS A&M	36-28-0	398	3
O 15	at Texas	39-19-1	189	2
O 22	KANSAS	27-16-0	193	4
O 29	at Kansas State	34-17-0	272	1
N 5	MISSOURI	31-23-0	253	1
N 12	at Iowa State	42-25-2	284	0
N 25	NEBRASKA	40-20-1	159	0
D 3	Texas	24-14-1	100	0
Totals (11 games)		400-241-8	2696	14

Cody Hawkins, 2007

		a- c-i	yds	td
S 1	Colorado State	31-18-1	201	2
S 8	at Arizona State	43-16-1	162	1
S 15	FLORIDA STATE	53-34-2	306	1
S 22	MIAMI-OHIO	30-19-2	275	2
S 29	OKLAHOMA	36-22-2	220	2
O 6	at Baylor	26-17-1	293	2
O 13	at Kansas State	41-19-3	223	1
O 20	KANSAS	44-27-2	287	2
O 27	at Texas Tech	26-15-0	123	2
N 3	MISSOURI	25-12-1	100	0
N 10	at Iowa State	40-23-0	262	2
N 23	NEBRASKA	29-17-0	241	2
Totals (12 games)		424-239-15	2693	19

Tyler Hansen, 2011

		a- c-i	yds	td
S 3	at Hawai'i	30-16-1	223	2
S 10	CALIFORNIA	49-28-0	474	3
S 17	Colorado State	32-17-0	215	2
S 24	at Ohio State	39-22-0	238	2
O 1	WASHINGTON STATE	23-15-1	175	2
O 8	at Stanford	29-15-1	202	1
O 15	at Washington	30-18-0	155	1
O 22	OREGON	15- 7-1	62	0
O 29	at Arizona State	35-22-2	285	1
N 4	SOUTHERN CAL	37-17-0	250	2
N 12	ARIZONA	26-16-1	213	2
N 19	at UCLA	31-16-3	127	1
N 25	at Utah	36-22-1	264	1
Totals (13 games)		412-231-11	2883	20

Sefo Liufau, 2014


		a- c-i	yds	td
A 29	Colorado State	39-24-0	241	2
S 6	at Massachusetts	42-26-1	318	3
S 13	ARIZONA STATE	46-31-2	278	3
S 20	HAWAII	45-29-2	287	2
S 27	at California	67-46-1	455	7
O 4	OREGON STATE	49-32-1	308	2
O 18	at Southern Cal	35-23-2	143	2
O 25	UCLA	45-27-2	246	2
N 1	WASHINGTON	52-36-1	314	2
N 8	at Arizona	33-24-2	252	1
N 22	at Oregon	14- 7-0	41	1
N 29	UTAH	31-20-1	317	1
Totals (12 games)		498-325-15	3200	28

Sefo Liufau, 2015

		a- c-i	yds	td
S 3	at Hawai'i	39-23-1	156	0
S 12	MASSACHUSETTS	24-15-0	168	1
S 19	Colorado State	28-15-0	220	2
S 26	NICHOLLS STATE	21-13-0	227	1
O 3	OREGON	42-25-1	231	1
O 10	at Arizona State	40-25-1	389	1
O 17	ARIZONA	43-28-0	339	2
O 24	at Oregon State	24-17-0	157	1
O 31	at UCLA	57-37-2	312	0
N 7	STANFORD	18-10-1	125	0
N 13	SOUTHERN CAL	8- 6-0	94	0
N 21	at Washington State	—injured—		
N 28	at Utah	—injured—		
Totals (11 games)		344-214-6	2,418	9

Sefo Liufau, 2016

		a- c-i	yds	td
S 2	Colorado State	33-23-0	318	1
S 10	IDAHO STATE	18-15-0	204	2
S 17	at Michigan	25-16-0	246	3
S 24	at Oregon	—injured—		
O 1	OREGON STATE	—injured—		
O 8	at Southern California	3- 2-0	11	0
O 15	ARIZONA STATE	31-23-0	263	0
O 22	at Stanford	25-12-0	135	1
N 3	UCLA	30-19-2	143	0
N 12	at Arizona	27-19-1	213	3
N 19	WASHINGTON STATE	41-27-0	345	0
N 26	at Utah	44-23-0	270	1
D 2	Washington	13- 3-3	21	0
Totals (12 games)		290-182-6	2171	11



QB Mike Moschetti



QB Joel Klatt



QB Sefo Liufau

100-YARD RUSHING GAMES BY SEASON (Known)

1928— 1	1952— 4	1963— 2	1974— 4	1985— 6	1996— 4	2007— 6
1934— 2	1953— 3	1964— 0	1975— 9	1986— 2	1997— 2	2008— 3
1935— 3	1954—10	1965— 2	1976— 6	1987— 7	1998— 4	2009— 5
1936— 1	1955— 2	1966— 4	1977— 6	1988—12	1999— 4	2010— 7
1937— 7	1956— 5	1967— 4	1978— 6	1989—13	2000— 4	2011— 2
1946— 1	1957— 5	1968— 3	1979— 1	1990—12	2001—11	2012— 4
1947— 0	1958— 6	1969— 8	1980— 5	1991— 4	2002—13	2013— 1
1948— 2	1959— 0	1970— 8	1981— 2	1992— 1	2003— 2	2014— 4
1949— 4	1960— 0	1971—11	1982— 1	1993— 9	2004— 5	2015— 5
1950— 2	1961— 1	1972— 7	1983— 3	1994—11	2005— 3	2016— 6
1951— 5	1962— 3	1973— 4	1984— 3	1995— 4	2006— 4	



1,000-YARD RECEIVING SEASONS

Charles Johnson, 1992

	no.	yds	td
S 5 COLORADO STATE	4	159	1
S 12 at Baylor	1	35	1
S 19 at Minnesota	3	46	1
S 26 IOWA	3	95	1
O 8 at Missouri	11	168	0
O 17 OKLAHOMA	8	182	1
O 24 KANSAS STATE	8	104	0
O 31 at Nebraska	2	29	0
N 7 OKLAHOMA STATE	3	46	0
N 14 at Kansas	8	166	0
N 21 IOWA STATE	6	119	0
Totals (11 games)	57	1149	5

Michael Westbrook, 1992

	no.	yds	td
S 5 COLORADO STATE	7	130	2
S 12 at Baylor	11	186	1
S 19 at Minnesota	8	135	1
S 26 IOWA	2	32	1
O 8 at Missouri	8	128	0
O 17 OKLAHOMA	9	108	1
O 24 KANSAS STATE	5	58	0
O 31 at Nebraska	3	54	0
N 7 OKLAHOMA STATE	7	66	1
N 14 at Kansas	9	82	0
N 21 IOWA STATE	7	81	1
Totals (11 games)	76	1060	8

Charles Johnson, 1993

	no.	yds	td
S 4 TEXAS	4	59	1
S 11 BAYLOR	6	151	2
S 18 at Stanford	8	172	0
S 25 MIAMI, FLA.	8	111	1
O 9 MISSOURI	4	28	0
O 16 at Oklahoma	5	136	2
O 23 at Kansas State	2	46	0
O 30 NEBRASKA	4	65	0
N 6 at Oklahoma State	6	121	2
N 13 KANSAS	4	70	0
N 20 at Iowa State	6	123	1
Totals (11 games)	57	1082	9

Rae Carruth, 1995

	no.	yds	td
S 2 at Wisconsin	4	100	2
S 9 COLORADO STATE	3	29	1
S 16 NE LOUISIANA	5	121	1
S 23 TEXAS A & M	5	83	0
S 30 at Oklahoma	5	112	2
O 7 KANSAS	5	148	1
O 21 at Iowa State	3	75	0
O 28 NEBRASKA	7	92	0
N 4 at Oklahoma State	6	127	2
N 11 MISSOURI	3	37	0
N 18 at Kansas State	7	84	0
Totals (11 games)	53	1008	9

Rae Carruth, 1996

	no.	yds	td
A 31 WASHINGTON STATE	3	50	0
S 7 at Colorado State	6	53	0
S 14 MICHIGAN	7	116	0
S 28 at Texas A & M	3	86	0
O 12 OKLAHOMA STATE	6	166	1
O 19 at Kansas	6	106	1
O 26 TEXAS	3	80	1
N 2 at Missouri	7	222	2
N 9 IOWA STATE	6	154	3
N 16 KANSAS STATE	5	36	0
N 29 at Nebraska	2	47	0
Totals (11 games)	54	1116	8

D.J. Hackett, 2003

	no.	yds	td
A 30 Colorado State	10	103	1
S 6 UCLA	6	65	0
S 13 WASHINGTON STATE	7	63	0
S 20 at Florida State	6	46	0
O 4 at Baylor	4	143	0
O 11 KANSAS	8	93	1
O 18 at Kansas State	7	106	1
O 25 OKLAHOMA	7	64	1
N 1 at Texas Tech	4	54	0
N 8 MISSOURI	5	84	0
N 15 at Iowa State	5	98	1
N 28 NEBRASKA	9	94	2
Totals (12 games)	78	1013	7

Paul Richardson, 2013


	no.	yds	td
S 1 Colorado State	10	208	2
S 7 CENTRAL ARKANSAS	11	209	2
S 28 at Oregon State	5	70	1
O 5 OREGON	5	134	0
O 12 at Arizona State	4	39	0
O 19 CHARLESTON SOUTHERN	8	122	1
O 26 ARIZONA	7	132	1
N 2 at UCLA	7	70	1
N 9 at Washington	3	77	1
N 16 CALIFORNIA	11	140	0
N 23 SOUTHERN CALIFORNIA	8	88	1
N 30 at Utah	4	54	0
Totals (12 games)	83	1343	10

Nelson Spruce, 2014


	no.	yds	td
A 29 Colorado State	7	104	2
S 6 at Massachusetts	10	145	2
S 13 ARIZONA STATE	7	97	2
S 20 HAWAII	13	172	1
S 27 at California	19	179	3
O 4 OREGON STATE	6	35	0
O 18 at Southern Cal	9	69	1
O 25 UCLA	6	63	0
N 1 WASHINGTON	13	138	0
N 8 at Arizona	9	89	0
N 22 at Oregon	2	16	0
N 29 UTAH	5	91	1
Totals (12 games)	106	1198	12

Nelson Spruce, 2015

	no.	yds	td
S 3 at Hawai'i	8	69	0
S 12 MASSACHUSETTS	6	64	1
S 19 Colorado State	6	63	0
S 26 NICHOLLS STATE	5	80	0
O 3 OREGON	6	87	0
O 10 at Arizona State	6	77	0
O 17 ARIZONA	8	63	0
O 24 at Oregon State	6	60	1
O 31 at UCLA	11	90	0
N 7 STANFORD	5	75	0
N 13 SOUTHERN CAL	7	94	1
N 21 at Washington State	10	120	0
N 28 at Utah	5	111	1
Totals (13 games)	89	1,053	4



Charles Johnson



D.J. Hackett



Paul Richardson



100-YARD DOUBLES



MULTIPLE 100-YARD RUSHING GAMES (45)

Nov. 17, 1951	at Nebraska	Carroll Hardy Merwin Hodel	11-107 21-103
Oct. 31, 1953	Iowa State	Frank Bernardi Carroll Hardy	12-104 17-103
Sept. 18, 1954	Drake	Homer Jenkins John Bayuk	13-158 16-124
Oct. 9, 1954	at Arizona	John Bayuk Homer Jenkins	25-183 14-108
Nov. 20, 1954	Kansas State	Carroll Hardy Emerson Wilson Frank Bernardi	10-238 7-124 9-113
Oct. 27, 1956	Nebraska	Bob Stransky John Bayuk	15-120 13-108
Oct. 5, 1957	Kansas	Bob Stransky Eddie Dove	18-139 7-131
Oct. 5, 1963	Kansas State	Bill Harris Larry Portis	19-103 8-101
Nov. 18, 1967	at Kansas State	Bobby Anderson Dan Kelly	15-107 15-102
Sept. 20, 1969	Tulsa	Bobby Anderson Ron Rieger	24-163 23-100
Oct. 18, 1969	at Oklahoma	Bobby Anderson Jim Bratten	26-123 24-105
Nov. 7, 1970	Kansas	Jon Keyworth John Tarver	31-137 24-130
Nov. 21, 1970	at Air Force	Jon Keyworth Paul Arendt Ward Walsh	18-124 23-116 15-101
Sept. 18, 1971	Wyoming	Charlie Davis Joe Duenas	17-109 15-106
Nov. 20, 1971	Air Force	Charlie Davis John Tarver	25-196 15-139
Sept. 16, 1972	Cincinnati	Ken Johnson Charlie Davis	20-117 15-102
Nov. 18, 1972	at Air Force	Charlie Davis Ken Johnson	21-109 22-108
Sept. 13, 1975	California	Terry Kunz David Williams	23-131 16-114
Sept. 30, 1978	Northwestern	Bill Solomon James Mayberry	16-134 28-124
Oct. 7, 1978	Kansas	James Mayberry Jeff Hornberger	17-106 15-101
Sept. 14, 1985	Oregon	Mark Hatcher Anthony Weatherspoon	16-114 25-101
Oct. 31, 1987	at Iowa State	Sal Aunese Erich Kissick	19-127 15-124
Oct. 29, 1988	Iowa State	Eric Bieniemy J.J. Flannigan	24-166 7-103
Nov. 5, 1988	at Missouri	Marcus Reliford Eric Bieniemy	12-114 30-106

Nov. 19, 1988	Kansas State	J.J. Flannigan Marcus Reliford	20-151 17-125
Sept. 9, 1989	Colorado State	Eric Bieniemy Darian Hagan	23-156 14-103
Oct. 7, 1989	Missouri	Eric Bieniemy Darian Hagan	16-116 15-106
Oct. 21, 1989	Kansas	J.J. Flannigan Darian Hagan	10-178 17-118
Oct. 28, 1989	at Oklahoma	Darian Hagan J.J. Flannigan	21-107 25-103
Nov. 18, 1989	at Kansas State	J.J. Flannigan Darian Hagan	20-246 28-156
Sept. 6, 1990	Stanford	Eric Bieniemy Darian Hagan	32-149 20-103
Oct. 12, 1991	Missouri	Lamont Warren Darian Hagan	10-110 14-101
Sept. 18, 1993	at Stanford	Lamont Warren Rashaan Salaam	22-114 20-109
Nov. 13, 1993	Kansas	Rashaan Salaam Lamont Warren	19-130 17-115
Oct. 22, 1994	Kansas State	Rashaan Salaam Kordell Stewart	28-202 22-127
Oct. 21, 1995	at Iowa State	Lendon Henry Marlon Barnes	8-111 8-100
Sept. 2, 2000	Colorado State	Cortlen Johnson Marcus Houston	17-121 18-100
Sept. 1, 2001	Colorado State	Bobby Purify Chris Brown	21-191 21-121
Sept. 22, 2001	Kansas	Chris Brown Cortlen Johnson	22-140 8-113
Nov. 23, 2001	Nebraska	Chris Brown Bobby Purify	24-198 20-154
Nov. 9, 2002	at Missouri	Chris Brown Bobby Purify	35-211 19-119
Nov. 16, 2002	Iowa State	Bobby Purify Chris Brown	20-174 25-127
Sept. 18, 2010	Hawai'i	Brian Lockridge Rodney Stewart	14-109 22-106
Sept. 12, 2015	Massachusetts	Michael Adkins II Christian Powell	19-119 8-105
Sept. 26, 2015	Nicholls State	Phillip Lindsay Donovan Lee	17-113 10-103
Nov. 19, 2016	Washington State	Phillip Lindsay Sefo Liufau	31-144 23-108




MULTIPLE 100-YARD PASSING GAMES (11)


Nov. 23, 1974	at Kansas State	David Williams Clyde Crutchmer	24-15-1 177 (0 TD) 11- 4-0 103 (0 TD)
Oct. 22, 1983	at Nebraska	Steve Vogel Derek Marshall	34-18-1 170 (1 TD) 8- 5-0 116 (0 TD)
Sept. 12, 1992	at Baylor	Kordell Stewart Duke Tobin	17-16-0 251 (3 TD) 15-10-1 154 (1 TD)
Oct. 26, 1996	Texas	John Hessler Koy Detmer	19-11-0 158 (0 TD) 15- 7-2 137 (1 TD)
Oct. 27, 2001	at Oklahoma State	Bobby Pesavento Craig Ochs	20-15-1 180 (1 TD) 9- 5-0 115 (1 TD)
Jan. 1, 2002	Oregon	Craig Ochs Bobby Pesavento	20-13-1 140 (1 TD) 27-11-2 139 (0 TD)
Sept. 13, 2003	Washington State	Erik Greenberg Joel Klatt	30-19-2 199 (3 TD) 25-13-0 149 (1 TD)
Oct. 9, 2004	Oklahoma State	James Cox Joel Klatt	21-15-2 175 (1 TD) 24-12-0 133 (0 TD)
Oct. 9, 2010	at Missouri	Cody Hawkins Tyler Hansen	25-16-1 133 (0 TD) 21-15-1 117 (0 TD)
Nov. 28, 2015	at Utah	Cade Apsay Jordan Gehrke	18- 8-2 145 (1 TD) 20-11-1 113 (1 TD)
Sept. 10, 2016	Idaho State	Sefo Liufau Steven Montez	18-15-0 204 (2 TD) 10- 6-0 117 (2 TD)

MULTIPLE 100-YARD RECEIVING GAMES (15)

Oct. 9, 1982	Nebraska	Donnie Holmes Dave Hestera	7-107 6-105
Sept. 8, 1984	Michigan State	Ed Reinhardt Jon Embree	10-142 (2 TD) 7-112
Nov. 3, 1984	Kansas	Jon Embree Loy Alexander	8-133 7-118 (1 TD)
Sept. 5, 1992	Colorado State	Charles Johnson Michael Westbrook	4-159 (1 TD) 7-130 (2 TD)
Oct. 8, 1992	at Missouri	Charles Johnson Michael Westbrook	11-168 8-128
Oct. 17, 1992	Oklahoma	Charles Johnson Michael Westbrook	8-182 (1 TD) 9-108
Nov. 6, 1993	at Oklahoma State	Michael Westbrook Charles Johnson	6-132 (1 TD) 6-121 (1 TD)
Nov. 2, 1996	at Missouri	Rae Carruth Phil Savoy	7-222 (2 TD) 5-117 (1 TD)
Nov. 9, 1996	Iowa State	Rae Carruth Phil Savoy	6-154 (3 TD) 8-104 (1 TD)
Aug. 30, 2003	Colorado State	Derek McCoy D.J. Hackett	4-192 (2 TD) 10-103 (1 TD)
Oct. 4, 2003	at Baylor	Derek McCoy D.J. Hackett	6-171 (2 TD) 4-143 (0 TD)
Sept. 11, 2009	at Toledo	Scotty McKnight Jason Espinoza	11-114 (1 TD) 8-109 (1 TD)
Nov. 14, 2009	at Iowa State	Markques Simas Scotty McKnight	7-128 (1 TD) 8-107
Nov. 27, 2009	Nebraska	Scotty McKnight Markques Simas	7-114 (2 TD) 6-108
Nov. 16, 2013	California	Paul Richardson Nelson Spruce	11-140 (0 TD) 8-140 (0 TD)



Lamont Warren



Cortlen Johnson

(the first and only CU player in history to have 100 yards rushing and receiving in the same game)



100-YARD RUSHING & RECEIVING GAMES (40)

Nov. 5, 1955	UTAH	Rusher: Jack Becker Receiver: Frank Clarke	20-109 2-100
Oct. 29, 1977	MISSOURI	Rusher: James Mayberry Receiver: Steve Gaunty	26-136 3-117
Nov. 8, 1980	at Oklahoma State	Rusher: Derek Singleton Receiver: Ricky Ward	25-120 5-113
Sept. 24, 1983	OREGON STATE	Rusher: Lee Rouson Receiver: Ron Brown	9-106 5-143
Sept. 24, 1988	OREGON STATE	Rusher: Eric Bieniemy Receiver: Jeff Campbell	20-211 3-107
Nov. 19, 1988	KANSAS STATE	Rushers: J.J. Flannigan Marcus Reliford Receiver: Jeff Campbell	20-151 17-125 2-102
Sept. 16, 1989	ILLINOIS	Rusher: Eric Bieniemy Receiver: M.J. Nelson	17-100 3-109
Oct. 20, 1990	at Kansas	Rusher: Eric Bieniemy Receiver: Mike Pritchard	18-174 4-114
Sept. 18, 1993	at Stanford	Rushers: Lamont Warren Rashaan Salaam Receiver: Charles Johnson	22-114 20-109 8-172
Oct. 16, 1993	at Oklahoma	Rusher: Lamont Warren Receiver: Charles Johnson	34-182 5-136
Nov. 20, 1993	at Iowa State	Rusher: Kordell Stewart Receiver: Charles Johnson	13-113 6-123
Sept. 24, 1994	at Michigan	Rusher: Rashaan Salaam Receiver: Michael Westbrook	22-141 7-157
Nov. 5, 1994	OKLAHOMA STATE	Rusher: Rashaan Salaam Receiver: Phil Savoy	29-174 6-113
Nov. 12, 1994	at Kansas	Rusher: Rashaan Salaam Receiver: Michael Westbrook	30-232 6-117
Oct. 7, 1995	KANSAS	Rusher: Herchell Troutman Receiver: Rae Carruth	14-108 5-148
Oct. 12, 1996	OKLAHOMA STATE	Rusher: Lendon Henry Receiver: Rae Carruth	18-101 6-166
Sept. 5, 1998	COLORADO STATE	Rusher: Dwayne Cherrington Receiver: Marcus Stiggers	25-100 4-100
Sept. 11, 1999	SAN JOSE STATE	Rusher: Cortlen Johnson Receiver: Marcus Stiggers	14-104 5-174
Nov. 26, 1999	NEBRASKA	Rusher: Cortlen Johnson Receiver: Javon Green	25-135 5-100
Nov. 3, 2001	MISSOURI	Rusher: Cortlen Johnson Receiver: Daniel Graham	11-102 6-103
Nov. 10, 2001	at Iowa State	Rusher: Cortlen Johnson Receiver: Cortlen Johnson	27-172 6-105
Nov. 23, 2001	NEBRASKA	Rushers: Chris Brown Bobby Purify Receiver: Daniel Graham	24-198 20-154 4-112
Nov. 9, 2002	at Missouri	Rusher: Chris Brown Receiver: Derek McCoy	35-211 6-118
Oct. 23, 2004	at Texas A & M	Rusher: Bobby Purify Receiver: Dusty Sprague	20-130 8-101
Nov. 13, 2004	KANSAS STATE	Rusher: Bobby Purify Receiver: Ron Monteilh	24-155 4-106

Nov. 26, 2004	at NEBRASKA	Rusher: Bobby Purify Receiver: Blake Mackey	22-130 8-116
Oct. 6, 2007	at Baylor	Rusher: Hugh Charles Receiver: Josh Smith	19-109 2-103
Nov. 7, 2009	TEXAS A&M	Rusher: Rodney Stewart Receiver: Markques Simas	20-118 7-135
Nov. 27, 2009	NEBRASKA	Rusher: Rodney Stewart Receivers: Scotty McKnight Markques Simas	21-110 7-114 6-108
Nov. 6, 2010	at Kansas	Rusher: Rodney Stewart Receiver: Paul Richardson	27-175 11-141
Nov. 13, 2010	IOWA STATE	Rusher: Rodney Stewart Receiver: Paul Richardson	36-123 5-121
Nov. 12, 2011	ARIZONA	Rusher: Rodney Stewart Receiver: Toney Clemons	24-181 5-115
Sept. 21, 2012	at Washington State	Rusher: Tony Jones Receiver: Nelson Spruce	4-105 8-103
Oct. 19, 2013	CHARLESTON SO.	Rusher: Michael Adkins II Receiver: Paul Richardson	13-137 8-122
Nov. 11, 2014	WASHINGTON	Rusher: Michael Adkins Receiver: Nelson Spruce	13-109 13-138
Oct. 31, 2015	at UCLA	Rusher: Patrick Carr Receiver: Devin Ross	19-100 9-101
Sept. 24, 2016	at Oregon	Rusher: Steven Montez Receiver: Devin Ross	21-135 7-153
Oct. 15, 2016	Arizona State	Rusher: Phillip Lindsay Receiver: Bryce Bobo	26-219 6-110
Nov. 12, 2016	at Arizona	Rusher: Phillip Lindsay Receiver: Shay Fields	25-119 6-108
Nov. 19, 2016	Washington State	Rusher: Phillip Lindsay Rusher: Sefo Liufau Receiver: Devin Ross	31-144 23-108 8-121

100-YARD RUSHING & 300-YARD PASSING (2)

Sept. 24, 2016	at Oregon	Steven Montez	Rush: 21-135 Pass: 32-23-2, 333
Nov. 19, 2016	Washington State	Sefo Liufau	Rush: 23-108 Pass: 41-27-0, 345

500/500 CLUB (Rushing & Receiving)

Rk	Player (Seasons)	Rush	Rec	Total	Plays	Avg.
1	Rodney Stewart (2008-11)	3,598	969	4,567	902	5.06
2	Bobby Purify (2000-04)	3,016	508	3,524	645	5.46
3	Herchell Troutman (1994-97)	2,487	725	3,212	628	5.11
4	Hugh Charles (2004-07)	2,659	552	3,211	577	5.56
5	Lee Rouson (1981-84)	2,296	699	2,995	667	4.49
6	Phillip Lindsay (2014-16)	2,233	719	2,952	536	5.51
7	Cortlen Johnson (1998-2001)	2,199	691	2,890	497	5.81
8	Merwin Hodel (1949-51)	2,102	540	2,642	550	4.80
9	Ron Brown (1981-85)	751	1,217	1,968	192	6.34
10	Tony Jones (2011-14)	1,269	558	1,827	398	4.68
11	Mike Pritchard (1987-90)	585	1,241	1,826	102	17.90
12	Woody Shelton (1950-52)	1,065	586	1,651	271	6.09
13	Bill Symons (1962-64)	734	537	1,271	258	4.93
14	Lawrence Vickers (2002-05)	616	546	1,162	228	5.10



200 YARDS RUSHING & PASSING IN ONE GAME (54-9)

Date	Opponent	Rush	Pass	Result
Oct. 8, 1960	ARIZONA	243	213	W 35-16
Nov. 11, 1961	UTAH	210	208	L 12-21
Oct. 7, 1967	IOWA STATE	217	223	W 34-0
Oct. 19, 1968	KANSAS STATE	250	288	W 37-14
Nov. 20, 1971	AIR FORCE	352	204	W 53-17
Sept. 29, 1973	BAYLOR	270	224	W 52-28
Nov. 23, 1974	at Kansas State	227	280	L 19-33
Sept. 27, 1975	WICHITA STATE	277	213	W 52-0
Sept. 10, 1977	STANFORD	262	231	W 27-21
Sept. 17, 1977	KENT STATE	245	278	W 42-0
Sept. 13, 1980	at UCLA	225	205	L 14-56
Sept. 12, 1981	TEXAS TECH	205	359	W 45-27
Sept. 24, 1983	OREGON STATE	252	210	W 38-14
Sept. 16, 1989	ILLINOIS	252	223	W 38-7
Oct. 14, 1989	at Iowa State	447	215	W 52-17
Nov. 10, 1990	OKLAHOMA STATE	207	237	W 41-22
Nov. 17, 1990	KANSAS STATE	360	274	W 64-3
Sept. 21, 1991	MINNESOTA	365	247	W 58-0
Sept. 26, 1992	IOWA	217	237	W 28-12
Sept. 4, 1993	TEXAS	270	260	W 36-14
Sept. 11, 1993	BAYLOR	237	298	W 45-21
Sept. 18, 1993	at Stanford	274	277	L 37-41
Nov. 13, 1993	KANSAS	378	220	W 38-14
Sept. 3, 1994	NE LOUISIANA	407	242	W 48-13
Sept. 24, 1994	at Michigan	217	294	W 27-26
Oct. 8, 1994	at Missouri	274	228	W 38-23
Nov. 12, 1994	at Kansas	397	242	W 51-26
Jan. 2, 1995	a—Notre Dame	246	226	W 41-24
Sept. 2, 1995	at Wisconsin	229	278	W 43-7
Sept. 9, 1995	COLORADO STATE	200	261	W 42-14
Sept. 16, 1995	NE LOUISIANA	225	533	W 66-14
Nov. 4, 1995	at Oklahoma State	209	301	W 45-32
Nov. 18, 1995	at Kansas State	212	314	W 27-17
Sept. 7, 1996	at Colorado State	281	364	W 48-34
Oct. 18, 1997	KANSAS	227	207	W 42-6
Oct. 25, 1997	at Texas	208	211	W 47-30
Sept. 11, 1999	SAN JOSE STATE	293	474	W 63-35
Nov. 13, 1999	at Baylor	271	233	W 37-0
Sept. 2, 2000	Colorado State	224	308	L 24-28
Sept. 8, 2001	SAN JOSE STATE	263	297	W 51-15
Nov. 3, 2001	MISSOURI	242	257	W 38-24
Nov. 10, 2001	at Iowa State	255	247	W 40-27
Nov. 23, 2001	NEBRASKA	380	202	W 62-36
Nov. 9, 2002	at Missouri (OT)	372	203	W 42-35
Sept. 18, 2004	NORTH TEXAS	203	383	W 52-21
Sept. 10, 2005	NEW MEXICO STATE	238	233	W 39-0
Nov. 11, 2006	IOWA STATE	263	200	W 33-16
Sept. 22, 2007	MIAMI (Ohio)	359	275	W 42-0
Nov. 23, 2007	NEBRASKA	277	241	W 65-51
Sept. 18, 2010	HAWAII	252	200	W 31-13
Nov. 20, 2010	KANSAS STATE	251	225	W 44-36
Nov. 12, 2011	ARIZONA	273	227	W 48-29
Nov. 10, 2012	at Arizona	224	213	L 31-56
Sept. 13, 2014	ARIZONA STATE	232	313	L 24-38
Oct. 25, 2014	UCLA (2 OT)	233	267	L 37-40
Sept. 26, 2015	NICHOLLS STATE	358	278	W 48-0
Oct. 31, 2015	at UCLA	242	312	L 31-35
Sept. 2, 2016	Colorado State	260	318	W 44-7
Sept. 10, 2016	IDAHO STATE	262	335	W 56-7
Sept. 24, 2016	at Oregon	260	333	W 41-38
Oct. 1, 2016	OREGON STATE	247	316	W 47-6
Oct. 15, 2016	ARIZONA STATE	315	265	W 40-16
Sept. 19, 2016	WASHINGTON STATE	258	345	W 38-24

(a—Fiesta Bowl)

600 YARD TOTAL OFFENSE GAMES (17-1)

Date	Opponent	Rush	Pass	Total	Result
Sept. 11, 1999	SAN JOSE STATE	293	474	767	W 63-35
Sept. 16, 1995	NE LOUISIANA	225	533	758	W 66-14
Nov. 13, 1971	OKLAHOMA STATE	505	171	676	W 40-6
Nov. 21, 1970	at Air Force	482	193	675	W 49-19
Oct. 14, 1989	at Iowa State	447	215	662	W 52-17
Oct. 12, 1991	MISSOURI	502	154	656	W 55-7
Sept. 3, 1994	NE LOUISIANA	407	242	649	W 48-13
Oct. 19, 1997	at Kansas State	478	169	647	W 42-14
Sept. 7, 1996	at Colorado State	281	364	645	W 48-34
Nov. 12, 1994	at Kansas	397	242	639	W 51-26
Sept. 26, 2015	NICHOLLS STATE	358	278	636	W 48-0
Nov. 17, 1990	KANSAS STATE	360	274	634	W 64-3
Sept. 22, 2007	MIAMI (Ohio)	359	275	634	W 42-0
Sept. 27, 2014	at California (2OT)	175	455	630	L 56-59
Nov. 10, 1951	UTAH	452	175	627	W 54-0
Oct. 11, 1958	at Arizona	551	74	625	W 65-12
Sept. 21, 1991	MINNESOTA	365	247	612	W 58-0
Nov. 19, 2016	WASHINGTON STATE	258	345	603	W 38-24

SUB 100/100 DEFENSIVE GAMES (46-1)

Date	Opponent	Rush	Pass	Total	Result
Nov. 4, 1933	COLORADO COLLEGE	40	16	56	W 26-0
Oct. 23, 1937	COLORADO STATE	61	53	114	W 47-0
Nov. 13, 1937	COLORADO COLLEGE	79	39	118	W 35-6
Oct. 22, 1938	at Colorado State	83	15	98	W 31-6
Nov. 12, 1938	BRIGHAM YOUNG	45	52	97	W 8-0
Oct. 21, 1939	COLORADO STATE	81	15	96	W 13-0
Sept. 26, 1942	COLORADO MINES	20	70	90	W 54-0
Oct. 20, 1945	at Colorado College	27	5	32	W 13-0
Sept. 21, 1946	IOWA STATE	30	83	113	W 13-7
Oct. 5, 1946	UTAH STATE	74	53	127	W 6-0
Nov. 28, 1946	COLORADO STATE	60	92	152	W 18-0
Nov. 15, 1947	WYOMING	57	23	80	W 21-6
Oct. 9, 1948	NEBRASKA	73	77	150	W 19-6
Oct. 22, 1949	at Utah State	83	26	109	W 20-7
Oct. 2, 1954	at Kansas	14	42	56	W 27-0
Oct. 16, 1954	at Iowa State	79	85	164	W 20-0
Nov. 5, 1955	UTAH	62	87	149	W 37-7
Nov. 19, 1955	IOWA STATE	77	-1	76	W 40-0
Oct. 20, 1956	at Iowa State	34	97	131	W 52-0
Nov. 9, 1957	at Colorado State	26	58	84	W 20-0
Oct. 4, 1958	at Kansas	86	67	153	W 31-0
Oct. 18, 1958	at Iowa State	43	70	113	W 20-0
Oct. 25, 1958	NEBRASKA	76	35	111	W 27-16
Sept. 26, 1959	BAYLOR	98	92	190	L 7-15
Oct. 24, 1959	at Arizona	38	75	113	W 18-0
Oct. 1, 1960	KANSAS STATE	77	36	113	W 27-7
Oct. 21, 1961	at Kansas State	19	27	46	W 13-0
Nov. 18, 1961	at Nebraska	31	0	31	W 7-0
Nov. 25, 1961	IOWA STATE	88	66	154	W 34-0
Oct. 12, 1963	OKLAHOMA STATE	66	93	159	W 25-0
Oct. 17, 1964	at Iowa State	87	53	140	W 14-7
Oct. 2, 1965	at Kansas State	-19	56	37	W 36-0
Oct. 9, 1965	OKLAHOMA STATE	64	71	135	W 34-11
Nov. 18, 1967	at Kansas State	69	30	99	W 40-6
Nov. 13, 1971	OKLAHOMA STATE	50	74	124	W 40-6
Sept. 17, 1977	KENT STATE	82	55	137	W 42-0
Sept. 16, 1978	MIAMI, FLA.	67	80	147	W 17-7
Nov. 22, 1986	at Kansas State	90	76	166	W 49-3
Sept. 10, 1988	FRESNO STATE	97	80	177	W 45-3
Oct. 24, 1992	KANSAS STATE	-24	40	16	W 54-7
Nov. 7, 1992	OKLAHOMA STATE	44	74	118	W 28-0
Oct. 18, 1997	KANSAS	88	89	177	W 42-6
Sept. 26, 1998	BAYLOR	89	89	178	W 18-16
Nov. 14, 1998	IOWA STATE	89	93	182	W 37-8
Nov. 13, 1999	at Baylor	74	40	114	W 37-0
Sept. 22, 2007	MIAMI (Ohio)	44	95	139	W 42-0
Sept. 10, 2016	IDAHO STATE	29	67	96	W 56-7


TURNOVER FREE GAMES

Colorado is 50-22-4 all-time in games it has not committed a turnover.

1946—0	1955—0	1964—2 (1-1)	1973—1 (1-0)	1982—1 (1-0)	1991—1 (0-0-1)	2000—2 (0-2)	2009—0
1947—0	1956—3 (1-1-1)	1965—0	1974—0	1983—1 (1-0)	1992—1 (1-0)	2001—2 (2-0)	2010—3 (1-2)
1948—0	1957—0	1966—0	1975—0	1984—0	1993—4 (2-1-1)	2002—2 (1-1)	2011—4 (1-3)
1949—0	1958—1 (1-0)	1967—2 (2-0)	1976—1 (1-0)	1985—1 (1-0)	1994—3 (1-1; 1-0 bowl)	2003—1 (1-0)	2012—1 (0-1)
1950—0	1959—2 (2-0)	1968—0	1977—0	1986—0	1995—2 (2-0)	2004—1 (0-0; 1-0 bowl)	2013—1 (1-0)
1951—0	1960—1 (0-1)	1969—0	1978—0	1987—3 (3-0)	1996—0	2005—3 (2-0; 0-1 bowl)	2014—2 (0-2)
1952—1 (0-0-1)	1961—0	1970—0	1979—0	1988—2 (2-0)	1997—0	2006—4 (1-3)	2015—3 (3-0)
1953—0	1962—0	1971—0	1980—0	1989—4 (4-0)	1998—1 (1-0)	2007—2 (2-0)	2016—3 (2-1)
1954—0	1963—0	1972—1 (1-0)	1981—0	1990—2 (1-1)	1999—1 (1-0)	2008—0	



ALL-TIME LONGEST PLAYS



COLORADO'S EMERSON WILSON IS SHOWN AT MID-POINT ON HIS 95-YARD TOUCHDOWN GALLOP AGAINST K-STATE . . . AND AS HE NEARS THE GOAL. Denver Post Photos by Floyd McCall

Newspaper photo account of Wilson's 95 yard run

ALL-TIME LONGEST RUSHING PLAYS

Yards Player, Opponent, Site, Date

- 95 Emerson Wilson vs. Kansas State in Boulder, Nov. 20, 1954 (TD).
- 91 Kayo Lam vs. Brigham Young at Provo, Oct. 20, 1934 (TD).
- 91 Bob West vs. New Mexico in Pueblo, Nov. 4, 1944 (TD).
- 90 Eddie Dove vs. Kansas in Boulder, Oct. 5, 1957 (TD).
- 85 Dick Schrepferman vs. Colorado State in Boulder, Nov. 28, 1946 (TD).
- 85 Cliff Branch vs. Kansas at Lawrence, Nov. 6, 1971 (TD).
- 85 Chris Brown vs. Kansas State in Boulder, Oct. 5, 2002 (TD).
- 84 Carroll Hardy vs. Colorado State in Boulder, Sept. 25, 1954 (TD).
- 84 Tony Jones vs. Washington State at Pullman, Sept. 21, 2012 (TD).
- 80 William Caley vs. Denver in Boulder, Nov. 5, 1895 (TD).
- 80 John Strobel vs. New Mexico in Boulder, Oct. 26, 1946 (TD).
- 80 Bob Stransky vs. Kansas at Lawrence, Oct. 6, 1956 (TD).
- 80 Tom Nigbur vs. Kansas at Lawrence, Nov. 2, 1968 (TD).
- 79 Kayo Lam vs. Colorado Mines in Boulder, Oct. 19, 1935 (TD).
- 78 Byron White vs. Colorado College in Boulder, Nov. 13, 1937 (TD).
- 78 Bill Harris vs. Iowa State in Boulder, Oct. 19, 1963 (TD).
- 78 Mike Pritchard vs. Tennessee at Anaheim, Aug. 26, 1990 (TD).
- 78 Chris Brown vs. Kansas at Lawrence, Oct. 12, 2002 (TD).
- 77 Merwin Hodel vs. Arizona in Boulder, Oct. 21, 1950 (TD).
- 76 William Harris vs. Oklahoma State in Boulder, Oct. 9, 1965 (TD).
- 76 Billy Waddy vs. Wisconsin at Madison, Sept. 22, 1973. (TD).
- 75 William Caley vs. Colorado State in Boulder, Oct. 27, 1894 (TD).
- 75 Joe Dorough vs. New Mexico at Albuquerque, Nov. 3, 1945.
- 75 Carroll Hardy vs. Kansas State in Boulder, Nov. 20, 1954 (TD).
- 75 Chris McLemore vs. Kansas at Lawrence, Nov. 5, 1983 (TD).
- 75 Darian Hagan vs. Texas in Boulder, Sept. 4, 1989.
- 75 Phillip Lindsay vs. Arizona State in Boulder, Oct. 15, 2016 (TD).
- 74 Lamont Warren vs. Iowa State at Ames, Nov. 23, 1991 (TD).
- 74 Jeff Campbell vs. Fresno State in Boulder, Sept. 10, 1988 (TD).
- 74 David Williams vs. Nebraska at Lincoln, Oct. 25, 1975 (TD).
- 74 Hugh Charles vs. Oklahoma State at Stillwater, Oct. 1, 2005 (TD).
- 73 Dick Morrow vs. Colorado College in Boulder, Oct. 21, 1944 (TD).
- 72 Gary Washington vs. Kansas State in Boulder, Nov. 19, 1977 (TD).
- 71 Bob West vs. Colorado College at Colorado Springs, Sept. 29, 1946 (TD).
- 71 Darian Hagan vs. Colorado State in Boulder, Sept. 10, 1989 (TD).
- 71 Howard Cook vs. Nebraska in Boulder, Oct. 25, 1958 (TD).
- 70 George Wittemeyer vs. Colorado College at Colorado Springs, Oct. 18, 1924.
- 70 Kayo Lam vs. Colorado Mines in Boulder, Oct. 14, 1933 (TD).
- 70 Carroll Hardy vs. Missouri at Columbia, Nov. 6, 1951 (TD).
- 70 James Mayberry vs. Oklahoma State in Boulder, Oct. 8, 1977.
- 70 J.J. Flannigan vs. Nebraska in Boulder, Nov. 4, 1989 (TD).

ALL-TIME LONGEST PASSING PLAYS

Yards Player, Opponent, Site, Date

- 94 Robert Hodge to Jeremy Bloom vs. Kansas State in Boulder, Oct. 5, 2002 (TD).
- 92 Koy Detmer to Charles Johnson vs. Oklahoma in Boulder, Oct. 17, 1992 (TD).
- 90 Marc Walters to Jeff Campbell vs. Kansas State in Boulder, Nov. 19, 1988 (TD).
- 89 Koy Detmer to Herchell Troutman vs. Colorado State in Boulder, Sept. 9, 1995.
- 88 Mike Moschetti to Javon Green vs. Oklahoma in Boulder, Oct. 30, 1999 (TD).
- 87 Zack Jordan to Frank Bernardi vs. Kansas at Lawrence, Oct. 4, 1952.
- 87 Randy Essington to Walter Stanley vs. Texas Tech in Boulder, Sept. 12, 1981 (TD).
- 85 Steve Vogel to Ron Brown vs. Iowa State in Boulder, Oct. 13, 1984 (TD).
- 85 Darian Hagan to Rico Smith vs. Oklahoma in Boulder, Oct. 27, 1990 (TD).
- 82 Joel Klatt to Derek McCoy vs. Colorado State in Denver, Aug. 30, 2003 (TD).
- 82 Connor Wood to Paul Richardson vs. Colorado State in Denver, Sept. 1, 2013 (TD).
- 81 Eric Greenberg to Jeremy Bloom vs. Florida State at Tallahassee, Sept. 20, 2003 (TD).
- 81 Jeff Austin to Emery Moorehead vs. Miami, Fla., in Boulder, Sept. 25, 1976 (TD).
- 80 Howard Cook to Eddie Dove vs. Utah in Boulder, Sept. 28, 1957 (TD).
- 80 Bobby Anderson to Steve Engel vs. Missouri at Columbia, Oct. 12, 1968 (TD).
- 80 Craig Keenan to Ron Brown vs. Oklahoma State at Stillwater, Oct. 27, 1984 (TD).
- 79 Paul Arendt to Monte Huber vs. Missouri in Boulder, Oct. 25, 1969 (TD).
- 79 Jeff Knapple to Steve Gaunty vs. Kent State in Boulder, Sept. 17, 1977 (TD).
- 79 Sal Anuse to Drew Ferrando vs. Colorado State at Fort Collins, Oct. 3, 1987 (TD).
- 78 Gale Weidner to Leon Mavity vs. Utah in Boulder, Nov. 11, 1961 (TD).
- 78 Joel Klatt to Derek McCoy vs. Colorado State in Denver, Aug. 30, 2003 (TD).
- 78 Joel Klatt to Joe Klopfenstein vs. UTEP at Houston (Houston Bowl), Dec. 29, 2004 (TD).
- 78 Tyler Hansen to Paul Richardson vs. California in Boulder, Sept. 10, 2011 (TD).
- 77 Zack Jordan to Ronnie Johnson vs. Northwestern at Evanston, Sept. 29, 1951.
- 77 Steve Vogel to Richard Johnson vs. Kansas in Boulder, Nov. 13, 1982 (TD).
- 77 John Hessler to Rae Carruth vs. Oklahoma State at Stillwater, Nov. 4, 1995 (TD).
- 77 Koy Detmer to Rae Carruth vs. Iowa State in Boulder, Nov. 9, 1996 (TD).
- 76 Maurice Reilly to John Zeigler vs. Wyoming in Boulder, Oct. 31, 1942 (TD).
- 76 Koy Detmer to Rae Carruth vs. Washington at San Diego (Holiday Bowl), Dec. 30, 1996 (TD).
- 76 Tyler Hansen to Rodney Stewart vs. Stanford at Palo Alto, Oct. 8, 2011.
- 75 George Grosvenor to Frank McGlone vs. Northern Colorado in Boulder, Nov. 18, 1933 (TD).
- 75 Craig Ochs to Derek McCoy vs. Kansas in Boulder, Sept. 22, 2001.
- 75 Craig Ochs to Derek McCoy vs. San Diego State in Boulder, Sept. 7, 2002 (TD).
- 75 Connor Wood to Paul Richardson vs. Colorado State in Denver, Sept. 1, 2013 (TD).
- 75 Paul Richardson to D.D. Goodson vs. Oregon in Boulder, Oct. 5, 2013 (TD).
- 75 Sefo Liufau to Paul Richardson vs. Arizona in Boulder, Oct. 26, 2013 (TD).
- 75 Sefo Liufau to Shay Fields vs. Arizona at Tucson, Nov. 8, 2014 (TD).
- 74 Joe Duenas to Cliff Branch vs. Wyoming in Boulder, Sept. 18, 1971 (TD).
- 74 Randy Essington to Walter Stanley vs. Texas Tech in Boulder, Sept. 12, 1981 (TD).
- 74 Darian Hagan to Jeff Campbell vs. Illinois in Boulder, Sept. 16, 1989 (TD).
- 74 Koy Detmer to Charles Johnson vs. Iowa in Boulder, Sept. 26, 1992 (TD).
- 74 Craig Ochs to Matt Brunson vs. Oklahoma State at Stillwater, Oct. 27, 2001 (TD).
- 73 Billy Waddy to David Williams vs. Iowa State at Ames, Oct. 13, 1973 (TD).
- 73 Billy Waddy to David Williams vs. Nebraska at Lincoln, Nov. 3, 1973 (TD).
- 73 Bill Solomon to Kazell Pugh vs. Miami, Fla., in Boulder, Sept. 16, 1978 (TD).
- 73 John Hessler to Dwayne Cherrington vs. Oklahoma State at Stillwater, Oct. 11, 1997 (TD).
- 73 Tyler Hansen to Toney Clemons vs. Hawai'i in Boulder, Sept. 18, 2010 (TD).



Billy Waddy

Longest Passing Plays, continued

- 72 Kordell Stewart to Michael Westbrook vs. Oklahoma State at Stillwater, Nov. 6, 1993 (TD).
 - 72 Koy Detmer to Rae Carruth vs. NE Louisiana in Boulder, Sept. 16, 1995 (TD).
 - 72 Sefo Liufau to Shay Fields vs. Arizona in Boulder, Oct. 17, 2015 (TD).
 - 71 Mark Hatcher to Sam Smith vs. Missouri in Boulder, Oct. 12, 1985.
 - 71 John Hessler to Rae Carruth vs. Oklahoma at Norman, Sept. 30, 1995 (TD).
 - 71 Robert Hodge to Brian Calhoun vs. Kansas State in Boulder, Oct. 5, 2002 (TD).
 - 71 Connor Wood to Scott Fernandez vs. Arizona at Tucson, Nov. 10, 2012 (TD).
 - 71 Sefo Liufau to Nelson Spruce vs. Hawai'i in Boulder, Sept. 20, 2014 (TD).
 - 70 Hatfield Chilson to George Wittemyer vs. Colorado College at Colorado Springs, Oct. 18, 1924.
 - 70 Maurice Reilly to Johnny Zeigler vs. Brigham Young in Boulder, Nov. 14, 1942.
 - 70 Clyde Crutchmer to Emery Moorehead vs. Kansas State at Manhattan, Nov. 23, 1974.
 - 70 Jeff Knapple to Billy Waddy vs. Oklahoma in Boulder, Oct. 30, 1976 (TD).
 - 70 Darian Hagan to Mike Pritchard vs. Missouri at Columbia, Oct. 6, 1990 (TD).
 - 70 Mike Moschetti to Javon Green vs. Kansas State at Manhattan, Nov. 6, 1999 (TD).
 - 70 Jordan Webb to Nick Kasa vs. Washington State at Pullman, Sept. 21, 2012 (TD).
 - 70 Sefo Liufau to Nelson Spruce vs. Massachusetts at Foxborough, Sept. 6, 2014 (TD).
 - 70 Sefo Liufau to Shay Fields vs. Michigan at Ann Arbor, Sept. 24, 2016 (TD).
 - 55 *Bob Muth to Art Quinlin vs. Colorado College in Boulder, Nov. 4, 1921 (TD).
- (*—longest pass play in program history between 1890 and 1924.)

ALL-TIME LONGEST KICKOFF RETURNS

Yards Player, Opponent, Site, Date

- 100 Byron White vs. Denver at Denver, Nov. 26, 1936 (TD).
- 100 *Cliff Branch vs. Kansas in Boulder, Nov. 7, 1970 (TD).
- 100 *Billy Waddy vs. Kansas State in Boulder, Nov. 22, 1975 (TD).
- 100 Howard Ballage vs. Nebraska in Boulder, Oct. 21, 1978 (TD).
- 100 Walter Stanley vs. Oklahoma in Boulder, Oct. 4, 1980 (TD).
- 100 *Ben Kelly vs. Missouri in Boulder, Oct. 9, 1999 (TD).
- 100 Marques Mosley vs. Utah in Boulder, Nov. 23, 2012 (TD).
- 99 Mike McCoy vs. Wichita State in Boulder, Sept. 27, 1975 (TD).
- 99 Ben Kelly vs. Wyoming in Boulder, Sept. 27, 1997 (TD).
- 98 Howard Ballage vs. Nebraska at Lincoln, Oct. 22, 1977 (TD).
- 98 Ben Kelly vs. Washington at Seattle, Sept. 25, 1999 (TD).
- 98 Brian Lockridge vs. Oklahoma State at Stillwater, Nov. 19, 2009 (TD).
- 97 Leo Stasica vs. Colorado State at Fort Collins, Oct. 19, 1940 (TD).
- 97 Ronnie Johnson vs. Iowa State in Boulder, Oct. 31, 1953 (TD).
- 97 Bill Harris vs. Utah at Salt Lake City, Sept. 22, 1962 (TD).
- 97 Cliff Branch vs. Penn State in Boulder, Sept. 26, 1970 (TD).
- 96 Bob Nelson vs. Chadron State in Boulder, Sept. 30, 1933 (TD).
- 96 Anthony Julmisse & Phillip Lindsay vs. Washington at Santa Clara, Dec. 2, 2016.
- 95 Ted Woods vs. Nebraska in Boulder, Oct. 22, 1960 (TD).
- 95 Billy Waddy vs. Kansas in Boulder, Nov. 13, 1976 (TD).
- 94 Melvin Johnson vs. Kansas in Boulder, Nov. 9, 1974 (TD).
- 93 Ben Kelly vs. Oklahoma State at Stillwater, Oct. 11, 1997.
- 93 Josh Smith vs. Colorado State in Denver, Aug. 31, 2008 (TD).
- 91 Bill Symons vs. Air Force in Boulder, Nov. 21, 1964 (TD).
- 91 Rick Engel vs. Alabama at Memphis (Liberty Bowl), Dec. 13, 1969 (TD).
- 90 Byron White vs. Utah in Boulder, Nov. 7, 1936.
- 89 Alvin Oviatt vs. Colorado Mines at Golden, Oct. 1, 1932 (TD).
- 89 Arthur Jaffee vs. Iowa State in Boulder, Nov. 13, 2010.

(*—opening kickoff of game.)

ALL-TIME LONGEST PUNT RETURNS

Yards Player, Opponent, Site, Date

- 98 Bob West vs. Colorado College at Colorado Springs, Nov. 18, 1944 (TD).
- 95 Byron White vs. Utah at Salt Lake City, Nov. 6, 1937 (TD).
- 95 Don Morris vs. Utah in Boulder, Oct. 6, 1945 (TD).
- 92 Ron Johnson vs. Kansas in Boulder, Oct. 10, 1953 (TD).
- 90 Dave McCloughan vs. Kansas at Lawrence, Oct. 20, 1990 (TD).
- 88 Ben Kelly vs. Boston College at Tucson (Insight.com Bowl), Dec. 31, 1999 (TD).
- 86 Bill Harris vs. Iowa State in Boulder, Nov. 25, 1961 (TD).
- 85 Steve Haggerty vs. Oklahoma State in Boulder, Nov. 17, 1973 (TD).
- 84 Leroy Clark vs. Colorado State in Boulder, Nov. 22, 1958 (TD).
- 82 Ted Woods vs. Oklahoma State in Boulder, Sept. 30, 1961 (TD).
- 82 Cedric Cormier vs. Colorado State in Denver, Sept. 5, 1998 (TD).
- 81 Six-man lateral (Stasica, Click, Thompson, Pudlik, Jenkins, Oliver) vs. BYU at Provo, Nov. 18, 1939.
- 81 Bob Stransky vs. Utah in Boulder, Nov. 5, 1955 (TD).
- 81 Stephone Robinson vs. Kansas in Boulder, Oct. 22, 2005 (TD).
- 80 Jeremy Bloom vs. Oklahoma at Houston, Dec. 7, 2002 (TD).
- 78 Steve Haggerty vs. Iowa State in Boulder, Oct. 14, 1972 (TD).
- 77 Roman Hollowell vs. Fresno State in Boulder, Aug. 26, 2001 (TD).
- 76 David Moss vs. Tulsa in Boulder, Sept. 20, 1969 (TD).
- 76 Ben Kelly vs. Iowa State in Boulder, Nov. 14, 1998 (TD).
- 75 Art Quinlan vs. Colorado State at Fort Collins, Nov. 28, 1923.
- 75 Byron White vs. Colorado State in Boulder, Oct. 23, 1937 (TD).
- 75 Cliff Branch vs. Louisiana State at Baton Rouge, Sept. 11, 1971 (TD).
- 75 Jeremy Bloom vs. Colorado State in Denver, Aug. 31, 2002 (TD).
- 72 Cliff Branch vs. Iowa State in Boulder, Oct. 10, 1970 (TD).
- 70 Maurice Reilly vs. Brigham Young in Boulder, Nov. 14, 1942 (TD).
- 70 Walter Stanley vs. Texas Tech in Boulder, Sept. 12, 1981 (TD).
- 69 Harry Narcisian vs. Kansas State in Boulder, Oct. 28, 1948 (TD).
- 69 Roman Hollowell vs. Missouri in Boulder, Nov. 3, 2001 (TD).
- 68 Dane Graves vs. Kansas State in Boulder, Oct. 23, 1948 (TD).
- 68 Cliff Branch vs. Ohio State at Columbus, Sept. 25, 1971 (TD).
- 68 Ben Kelly vs. Utah State in Boulder, Sept. 19, 1998 (TD).
- 68 Isaiah Oliver vs. UCLA in Boulder, Nov. 3, 2016 (TD).
- 67 Pat Murphy vs. Oregon in Boulder, Sept. 21, 1968.
- 66 Roman Hollowell vs. Kansas at Lawrence, Oct. 21, 2000 (TD).
- 65 Tom Brookshier vs. Kansas in Boulder, Oct. 6, 1951 (TD).
- 65 Cliff Branch vs. Air Force in Boulder, Nov. 20, 1971 (TD).
- 63 Byron White vs. Colorado Mines in Boulder, Oct. 30, 1937 (TD).
- 63 Frank Bernardi vs. San Jose State in Boulder, Sept. 20, 1952 (TD).
- 62 Cliff Branch vs. Iowa State in Boulder, Oct. 10, 1970 (TD).
- 61 Mike McCoy vs. California in Boulder, Sept. 13, 1975 (TD).
- 61 Howard Cook vs. Arizona at Tucson, Oct. 11, 1958 (TD).
- 60 Leon Mavity vs. Oklahoma State in Boulder, Sept. 30, 1961 (TD).
- 59 Charles Greer vs. Iowa State in Boulder, Oct. 7, 1967 (TD).
- 59 Cliff Branch vs. Kansas State in Boulder, Oct. 2, 1971 (TD).



Ron Johnson



ALL-TIME LONGEST INTERCEPTION RETURNS


Yards	Player	Opponent	Site	Date
100	Dick Kearns	vs. Denver	in Denver	Nov. 24, 1938 (TD).
100	Johnny Zeigler	vs. Colorado Mines	in Boulder	Sept. 26, 1942 (TD).
100	Steve Rosga	vs. Oklahoma State	in Boulder	Oct. 12, 1996 (TD).
99	Isaac Howard	vs. Missouri	at Columbia	Nov. 5, 1966 (TD).
99	Marcus Burton	vs. Oklahoma State	at Stillwater	Oct. 1, 2005 (TD).
97	Mark Haynes	vs. Army	at West Point	Oct. 1, 1977 (TD).
95	Marcus Washington	vs. Oregon	at Dallas (Cotton Bowl)	Jan. 1, 1996 (TD).
95	Donald Strickland	vs. Kansas	at Lawrence	Oct. 12, 2002 (TD).
94	Gale Weidner	vs. Washington	in Boulder	Sept. 19, 1959 (TD).
92	Ted Somerville	vs. Iowa State	at Ames	Oct. 17, 1964.
91	Donald Strickland	vs. Wisconsin	at San Antonio (Alamo Bowl)	Dec. 28, 2002 (TD).
90	Roy Shepard	lateral to George Figner (55 yards)	vs. Iowa State in Boulder	Nov. 3, 1951.
82	John Stearns	vs. Air Force	at USAFA	Nov. 18, 1972.
79	Jered Bell	vs. Central Arkansas	in Boulder	Sept. 7, 2013 (TD).
78	Benjamin Burney	vs. Missouri	in Boulder	Oct. 31, 2009 (TD).
77	Harry Narcisian	vs. Colorado State	in Boulder	Nov. 20, 1948 (TD).
76	Jeff Raymond	vs. Nebraska	at Lincoln	Oct. 21, 1967 (TD).
75	Joe Dorrough	vs. New Mexico	at Albuquerque	Nov. 3, 1945 (TD).
75	Carroll Hardy	vs. Drake	in Boulder	Sept. 18, 1954 (TD).
73	Aaron Killion	vs. Texas	at Irving	Dec. 1, 2001 (TD).
72	Medford Moorer	vs. Texas Tech	at Lubbock	Nov. 1, 2003.
71	Victor Scott	vs. Kansas State	in Boulder	Nov. 19, 1983 (TD).
71	Tedric Thompson	vs. Stanford	in Boulder	Nov. 7, 2015
70	Dick Anderson	lateral to Mike Veeder (45 yards)	vs. Nebraska at Lincoln	Oct. 21, 1967 (TD).
69	Mark Cooney	vs. Kansas State	at Manhattan	Oct. 7, 1972 (TD).
69	Bill Roe	vs. Nebraska	at Lincoln	Oct. 27, 1979 (TD).
64	Medford Moorer	vs. Texas	at Irving	Dec. 1, 2001 (TD).
63	Pat Murphy	vs. Oklahoma	in Boulder	Oct. 26, 1968.
61	Ellis Wood	vs. Missouri	at Columbia	Oct. 18, 1980.
59	Loren Schweninger	vs. Louisiana State	at Miami (Orange Bowl)	Jan. 1, 1962 (TD).
58	Hale Irwin	vs. Baylor	at Waco	Sept. 24, 1966.
58	Don DeLuzio	vs. Colorado State	at Fort Collins	Oct. 1, 1988 (TD).
57	Jalil Brown	vs. Texas	in Boulder	Oct. 4, 2008.

ALL-TIME LONGEST MISCELLANEOUS RETURNS

Yards	Player	Opponent	Site	Date
96	fumble	Ben Kelly	vs. Kansas	in Boulder, Sept. 18, 1999 (TD).
95	fumble	Ryan Walters	vs. Kansas	at Lawrence, Oct. 28, 2006 (TD).
85	Def. XP	Greg Biekert	vs. Nebraska	in Boulder, Nov. 2, 1991.
76	int. lateral	Stan Hendrickson	vs. Missouri	at Columbia, Oct. 3, 1942.
75	fumble	Steve Rosga	vs. Wisconsin	at Madison, Sept. 2, 1995 (TD).
75	fumble	Donnell Leomiti	vs. Iowa State	at Ames, Oct. 21, 1995 (TD).
71	fumble	Medford Moorer	vs. Iowa State	in Boulder, Nov. 16, 2002 (TD).
65	fumble	George Darley	vs. Colorado Mines	in Boulder, Dec. 13, 1890 (TD).
62	blk punt	Art Unger	vs. Colorado College	at Colorado Springs, Oct. 31, 1936.

ALL-TIME LONGEST 2-POINT CONVERSION

Yards	Player	Opponent	Site	Date
33	Bobby Pesavento	pass to Derek McCoy	vs. Oklahoma State	at Stillwater, Oct. 27, 2001.



Byron White, who went on to become a U.S. Supreme Court Justice, still owns two of CU's longest play records.

ALL-TIME LONGEST FIELD GOALS

Yards	Player	Opponent	Site	Date
60	Mason Crosby	vs. Iowa State	in Boulder	Oct. 16, 2004.
58	*Mason Crosby	vs. Miami, Fla.,	at Miami	Sept. 24, 2005.
58	Jerry Hamilton	vs. Iowa State	at Ames	Oct. 24, 1981.
57	Fred Lima	vs. Iowa State	in Boulder	Oct. 14, 1972.
57	Dave DeLine	vs. Nebraska	in Boulder	Oct. 25, 1986.
57	Mason Crosby	vs. Iowa State	at Ames	Nov. 12, 2005.
56	Mason Crosby	vs. Missouri	in Boulder	Nov. 5, 2005.
56	Mason Crosby	vs. Texas Tech	in Boulder	Oct. 14, 2006.
55	Fred Lima	vs. California	in Boulder	Sept. 9, 1972.
55	Mason Crosby	vs. Colorado State	in Boulder	Sept. 4, 2004.
54	Jerry Hillebrand	vs. Oklahoma State	in Boulder	Sept. 30, 1961.
54	Jim Harper	vs. Illinois	at Champaign	Sept. 15, 1990.
54	Mitch Berger	vs. Miami, Fla.,	in Boulder	Sept. 25, 1993.
54	Mason Crosby	vs. Iowa State	in Boulder	Oct. 16, 2004.
54	Mason Crosby	vs. UTEP	in Houston (Houston Bowl)	Dec. 29, 2004.
54	Kevin Eberhart	vs. Baylor	at Waco	Oct. 6, 2007.
54	Aric Goodman	vs. Colorado State	in Boulder	Sept. 6, 2009.
54	Davis Price	vs. Oregon State	in Boulder	Oct. 1, 2016.
53	Mitch Berger	vs. Oklahoma	in Boulder	Oct. 17, 1992.
53	Mason Crosby	vs. Texas Tech	in Boulder	Oct. 14, 2006.
53	Will Oliver	vs. Arizona	in Boulder	Oct. 26, 2013.
52	Dave DeLine	vs. Iowa State	in Boulder	Oct. 13, 1984.
52	Ken Culbertson	vs. Missouri	in Boulder	Nov. 7, 1987.
52	Pat Blottiaux	vs. Missouri	at Columbia	Oct. 8, 1992.
52	Jason Lesley	vs. Michigan	at Ann Arbor	Sept. 13, 1997.
52	Mason Crosby	vs. Washington State	at Seattle	Sept. 10, 2004.
52	Mason Crosby	vs. Kansas State	at Manhattan	Oct. 29, 2005.
52	Will Oliver	vs. California	in Boulder	Sept. 10, 2011.
52	Will Oliver	vs. Colorado State	in Denver	Sept. 1, 2013.
51	Tom Field	vs. Oregon	in Boulder	Sept. 8, 1979.
51	Mason Crosby	vs. Kansas State	in Boulder	Nov. 13, 2004.
50	Mark Zetterberg	vs. Nebraska	in Boulder	Oct. 9, 1976.
50	Tom Field	vs. Oklahoma State	in Boulder	Nov. 10, 1979.
50	Dave DeLine	vs. Kansas	in Boulder	Nov. 3, 1984.
50	Jim Harper	vs. Oklahoma State	in Boulder	Nov. 10, 1990.
50	Jim Harper	vs. Minnesota	in Boulder	Sept. 21, 1991.
50	Pat Blottiaux	vs. Baylor	at Waco	Sept. 12, 1992.
50	Mason Crosby	vs. Kansas State	at Manhattan	Oct. 29, 2005.
50	Kevin Eberhart	vs. Kansas State	at Manhattan	Oct. 13, 2007.

ALL-TIME LONGEST PUNTS

Yards	Player	Opponent	Site	Date
83	Byron White	vs. Missouri	in Boulder	Oct. 2, 1937.
80	Howard Cook	vs. Kansas State	in Boulder	Sept. 29, 1956.
78	Zack Jordan	vs. Oklahoma	in Boulder	Sept. 27, 1952.
78	Howard Cook	vs. Air Force	in Boulder	Nov. 29, 1958.
77	Zack Jordan	vs. Oklahoma	in Boulder	Sept. 27, 1952.
77	Carroll Hardy	vs. Arizona	in Boulder	Sept. 26, 1953.
77	Keith English	vs. Colorado State	at Fort Collins	Oct. 1, 1988.
76	Nick Pietsch	vs. Kansas	at Lawrence	Oct. 19, 1996.
75	Zack Jordan	vs. Utah	at Salt Lake City	Nov. 1, 1952.
75	Carroll Hardy	vs. Colorado State	in Boulder	Sept. 25, 1954.
74	Mitch Berger	vs. Iowa State	in Boulder	Nov. 21, 1992.
73	Ken Blair	vs. Iowa State	at Ames	Oct. 20, 1962.
73	Andy Mitchell	vs. Kansas	in Boulder	Oct. 7, 1995.
73	Matt DiLallo	vs. Colorado State	in Denver	Sept. 9, 2006.
72	Zack Jordan	vs. Oklahoma	in Boulder	Sept. 27, 1952.
72	Bill Symons	vs. Oklahoma State	in Boulder	Oct. 12, 1963.
72	Stan Koleski	vs. Kansas State	at Manhattan	Nov. 23, 1974.
72	John Torp	vs. Colorado State	in Boulder	Sept. 3, 2005.
71	Zack Jordan	vs. Arizona	in Boulder	Oct. 21, 1950.
70	Homer Jenkins	vs. Oregon	at Eugene	Oct. 8, 1955.
70	Boyd Dowler	vs. Missouri	at Columbia	Nov. 10, 1956.
70	Howard Cook	vs. Colorado State	in Boulder	Nov. 22, 1958.
70	Stan Koleski	vs. Air Force	at USAFA	Oct. 5, 1974.
70	Keith English	vs. Oregon State	in Boulder	Sept. 24, 1988.
70	Mike Moschetti	vs. Kansas State	at Manhattan	Nov. 6, 1999.
69	Zack Jordan	vs. Kansas	in Boulder	Oct. 6, 1951.
69	Carroll Hardy	vs. Colorado State	in Boulder	Nov. 29, 1952.
69	Stan Koleski	vs. Oklahoma State	at Stillwater	Oct. 16, 1976.
69	Steve Doolittle	vs. Oklahoma	in Boulder	Nov. 4, 1978.
69	John Torp	vs. Nebraska	in Boulder	Nov. 28, 2003.
68	Ron Johnson	vs. Iowa State	in Boulder	Nov. 3, 1951.
68	William Harris	vs. Miami, Fla.,	in Boulder	Sept. 17, 1966.
68	Barry Helton	vs. Oregon	in Boulder	Sept. 14, 1985.
68	Barry Helton	vs. Colorado State	in Boulder	Sept. 6, 1986.
68	Keith English	vs. Oklahoma State	in Boulder	Oct. 8, 1988.
68	Mark Mariscal	vs. Southern California	in Boulder	Sept. 14, 2002.
68	John Torp	vs. Clemson	in Orlando (Champs Sports Bowl)	Dec. 27, 2005.




ALL-TIME CAREER LEADERS




(Note: bowl statistics NOT included)

RUSHING

Rk	Player (Seasons)	Att.	Net Yards	Avg.	TD	Rk	Player (Seasons)	Att.	Net Yards	Avg.	TD
1	Eric Bieniemy (1987-90)	699	3,940	5.63	41	57	Homer Jenkins (1953-55)	194	922	4.75	10
2	Rodney Stewart (2008-11)	809	3,598	4.45	25	58	Harry Narcisian (1947-49)	227	894	3.94	8
3	Rashaan Salaam (1992-94)	486	3,057	6.29	33	59	O.C. Oliver (1986-90)	177	817	4.62	7
4	Bobby Purify (2000-04)	595	3,016	5.07	20	60	Richard Johnson (1981-82)	174	815	4.68	7
5	Charlie Davis (1971-73)	538	2,958	5.50	24	61	Charlie Davis (1978-81)	262	805	3.07	5
6	Chris Brown (2001-02)	465	2,690	5.78	34	62	Ted Woods (1960-61)	171	769	4.50	4
7	Hugh Charles (2004-07)	517	2,659	5.14	15	63	Ron Brown (1981-85)	135	751	5.56	2
8	James Mayberry (1975-78)	546	2,544	4.66	25	64	Zack Jordan (1950-52)	227	748	3.30	7
9	Herchell Troutman (1994-97)	568	2,487	4.38	21	65	Loren Schwenger (1959-61)	183	739	4.04	4
10	Bob Anderson (1967-69)	568	2,367	4.17	34	66	Bill Symons (1962-64)	206	734	3.56	5
11	Lee Rouson (1981-84)	581	2,296	3.95	10	67	Ken Johnson (1971-73)	274	727	2.65	8
12	Lamont Warren (1991-93)	488	2,242	4.59	22	68	Estes Banks (1964-66)	230	726	3.16	9
13	Phillip Lindsay (2014-16)	449	2,233	4.97	22	69	Bernie McCall (1964-66)	289	725	2.51	6
14	Cortlen Johnson (1998-2001)	445	2,199	4.94	20	70	Jim Bratten (1968-70)	220	724	3.29	4
15	Kayo Lam (1933-35)	313	2,140	6.84	18	71	Demetrius Sumler (2006-09)	199	714	3.59	9
16	Merwin Hodel (1949-51)	502	2,102	4.19	24	72	Ron Johnson (1951-53)	132	710	5.38	9
17	J.J. Flannigan (1987-89)	328	2,096	6.39	27	73	Jon Keyworth (1970-73)	134	704	5.25	9
18	Christian Powell (2012-15)	461	2,040	4.43	18	74	Malcolm Miller (1947-49)	187	703	3.76	6
19	Darian Hagan (1988-91)	489	2,007	4.10	27	75	Bernard Jackson (2004-06)	164	690	4.21	7
20	Carroll Hardy (1951-54)	291	1,999	6.87	23	76	George Hemingway (1987-90)	147	659	4.48	5
21	John Bayuk (1954-56)	367	1,943	5.29	23	77	Chris McLemore (1982-83)	138	620	4.49	7
22	Tony Reed (1975-76)	421	1,938	4.60	10	78	Lawrence Vickers (2002-05)	162	616	3.80	12
23	Bob Stransky (1955-57)	328	1,868	5.70	21	79	Steve Engel (1967-69)	141	610	4.33	3
24	Byron White (1935-37)	342	1,864	5.45	22	80	Dan Kelly (1965-67)	168	590	3.51	7
25	Eddie Dove (1956-58)	239	1,612	6.74	15	81	Mike Pritchard (1987-90)	55	585	10.64	5
26	William Harris (1965-67)	330	1,585	4.80	4	82	George Adams (1957-59)	133	571	4.29	5
27	Terry Kunz (1974-75)	312	1,575	5.05	17	83	Roland Gregory (1946-48)	151	567	3.75	2
28	Ward Walsh (1968-70)	334	1,565	4.69	8	84	Howard Ballage (1975-78)	111	554	4.99	8
29	Billy Waddy (1973-76)	298	1,537	5.16	12	85	Noble Milton (1961-63)	132	549	4.16	3
30	Bill Harris (1961-63)	309	1,486	4.81	10	86	Sam Smith (1984-87)	119	538	4.52	4
31	Mark Hatcher (1984-87)	375	1,470	3.92	16	87	Michael Simmons (1987-90)	101	535	5.30	5
32	Howard Cook (1956-58)	301	1,463	4.86	14	88	Byron Ellis (2004-06)	164	534	3.26	3
33	Marlon Barnes (1994-98)	276	1,364	4.94	14	89	Marcus Houston (2000-02)	118	513	4.35	2
34	Bo Matthews (1971-73)	285	1,339	4.70	9	90	Mell Holliday (2006)	105	512	4.88	1
35	John Tarver (1970-71)	259	1,300	5.02	14	91	Bill Solomon (1977-79)	287	509	1.77	10
36	Erich Kissick (1986-89)	256	1,297	5.07	8	92	Tom Nigbur (1967-69)	93	507	5.45	6
37	Kordell Stewart (1991-94)	302	1,289	4.27	15	93	Eric McCarty (1984-87)	124	503	4.06	1
38	Tony Jones (2011-14)	308	1,269	4.12	8	94	Gary Campbell (1972-75)	96	502	5.23	2
39	Frank Bernardi (1952-54)	195	1,235	6.33	7	95	Maurice Reilly (1941-47)	173	500	2.89	2
40	Anthony Weatherspoon (1984-86)	275	1,193	4.34	7	96	Derek Singleton (1980-81)	130	498	3.83	1
41	Emerson Wilson (1953-55)	261	1,185	4.54	14	97	Larry Plantz (1965-67)	106	489	4.61	3
42	Michael Adkins II (2013-16)	236	1,175	4.98	13	98	Tyler Hansen (2008-11)	279	478	1.71	8
43	Jim Kelleher (1973-76)	276	1,166	4.22	19	99	Gene Worden (1955-57)	114	476	4.18	3
44	Dwayne Cherrington (1996-99)	261	1,144	4.38	10	100	Michael Marquez (1985-87)	98	463	4.72	4
45	James Hill (1990-93)	261	1,142	4.38	13	101	Jeff Campbell (1986-89)	23	439	19.09	6
46	Lendon Henry (1994-96)	225	1,115	4.96	11	102	Darrell Scott (2008-09)	110	438	3.98	1
47	Brian Calhoun (2002-03)	262	1,108	4.23	5	103	Dick Schrepferman (1946-47)	93	434	4.67	5
48	Woody Shelton (1950-52)	243	1,065	4.38	10	104	Don Hagin (1948-50)	25	427	17.08	6
49	Lance Olander (1978-80)	218	1,051	4.82	2	105	Donovan Lee (2014-16)	85	422	4.96	3
50	Chuck Weiss (1958-60)	242	1,039	4.29	12	106	Jeff Hornberger (1977-78)	98	419	4.28	0
51	Ralph Curtis (1950-52)	227	1,032	4.55	8	107	Jack Becker (1955-56)	100	414	4.14	5
52	Sal Aunese (1987-88)	235	1,009	4.29	14	108	Brian Lockridge (2007-11)	85	412	4.85	3
53	Wilmer Cooks (1965-67)	288	1,004	3.49	16	109	Mike Kozlowski (1977-78)	101	404	4.00	1
54	Willie Beebe (1978-81)	229	967	4.22	9	110	Walter Stanley (1980-81)	77	399	5.18	0
55	David Williams (1973-75)	276	959	3.47	12	111	Kyle Evans (2015-16)	102	398	3.90	4
56	Sefo Liufua (2013-16)	368	941	2.56	12						



Eric Bieniemy



Bobby Anderson



QUARTERBACK RUSHING

Rk	Player (Seasons)	Gross Sacked/		Adjusted			
		Att-Yards	Yds Lost	Att	Yards	Avg. TD	
1	Darian Hagan (1988-91)	489-2,007	42/264	447	2,271	5.08	27
2	Byron White (1935-37)	342-1,864	?	342	1,864	5.45	22
3	*Bob Anderson (1967-69)	390-1,580	24/162	366	1,742	4.76	20
4	Kordell Stewart (1991-94)	302-1,289	55/451	247	1,740	7.04	15
5	Mark Hatcher (1984-87)	375-1,470	16/ 95	359	1,565	4.36	16
6	Sefo Liufau (2013-16)	368- 941	71/441	297	1,382	4.65	12
7	David Williams (1973-75)	276- 959	32/251	244	1,210	4.96	12
8	Sal Aunese (1987-88)	235-1,009	18/102	217	1,111	5.12	14
9	Tyler Hansen (2008-11)	279- 478	82/617	197	1,095	5.56	8
10	Ken Johnson (1971-73)	274- 727	32/264	242	991	4.10	8
11	Bill Solomon (1977-79)	287- 509	63/447	224	956	4.27	10
12	Harry Narcisian (1947-49)	227- 894	?	227	894	3.94	8
13	Bernard Jackson (2004-06)	164- 690	28/155	136	845	6.21	7
14	Bernie McCall (1964-66)	289- 725	14/120	275	845	3.07	6
15	Jim Bratten (1968-70)	220- 724	17/105	203	829	4.08	4
16	Zack Jordan (1950-52)	227- 748	?	227	748	3.30	7
17	Dan Kelly (1965-67)	168- 590	14/112	154	702	4.56	7
18	Mike Moschetti (1998-99)	186- 70	64/481	122	551	4.52	7
19	Paul Arendt (1969-70)	156- 343	21/175	135	518	3.84	6
20	John Hessler (1994-97)	131- 276	34/189	97	465	4.79	12
21	Clyde Crutchmer (1973-74)	121- 306	19/137	102	443	4.34	3
22	Jeff Knapple (1976-77)	123- 332	15/106	108	438	4.06	8
23	Craig Ochs (2000-02)	104- 205	25/225	79	430	5.44	4
24	Joe Duenas (1971-73)	117- 266	17/159	100	425	4.25	8
—	Steven Montez (2016)	51- 231	9/ 57	42	288	6.86	 1

(*—Anderson switched to tailback in the third game of the 1969 season.)

PASSING

Rk	Player (Seasons)	Att-Com-Int	Pct.	Yards	TD	Rating
1	Sefo Liufau (2013-16)	1383-870-36	62.9	9,568	60	130.13
2	Cody Hawkins (2007-10)	1214-667-41	54.9	7,409	60	115.76
3	Joel Klatt (2002-05)	1095-666-33	60.8	7,375	44	124.63
4	Kordell Stewart (1991-94)	785-456-19	58.1	6,481	33	136.47
5	Tyler Hansen (2008-11)	872-506-28	58.0	5,705	35	119.81
6	Koy Detmer (1992-96)	594-350-25	58.9	5,390	40	148.95
7	Mike Moschetti (1998-99)	607-366-19	60.3	4,797	33	138.36
8	John Hessler (1994-97)	627-347-26	55.3	4,788	34	129.09
9	Steve Vogel (1981-84)	688-309-33	44.9	3,912	27	96.03
10	Darian Hagan (1988-91)	424-213-19	50.2	3,801	27	137.59
11	Craig Ochs (2000-02)	453-265-15	58.5	3,325	16	125.19
12	Gale Weidner (1959-61)	480-218-32	45.4	3,033	18	97.76
13	Randy Essington (1980-82)	496-247-26	49.8	2,773	10	92.95
14	David Williams (1973-75)	366-198-19	54.1	2,449	13	111.64
15	Bernie McCall (1964-66)	361-177-28	49.0	2,332	4	91.44
16	Zack Jordan (1950-52)	311-159-22	51.1	2,287	13	113.93
17	Bobby Anderson (1967-69)	375-188-21	50.1	2,198	9	96.09
18	Ken Johnson (1971-73)	348-148-19	42.5	2,175	13	96.44
19	Bill Solomon (1977-79)	343-168-22	49.0	2,115	13	100.47
20	Jeff Knapple (1976-77)	316-139-23	44.0	2,107	7	92.75
21	Bobby Pesavento (2000-01)	211-128- 4	60.7	1,770	11	144.53
22	Robert Hodge (2001-02)	248-132- 7	53.2	1,554	12	108.52
23	Sal Aunese (1987-88)	157- 67- 6	42.7	1,526	5	127.19
24	Jordan Webb (2012-13)	265-144- 8	54.3	1,434	8	107.23

25	Jim Bratten (1968-70)	247-105-14	42.5	1,416	6	87.35
26	Frank Cesarek (1962-63)	262-123-14	46.9	1,398	7	88.64
27	Bernard Jackson (2004-06)	221-110- 7	49.8	1,357	7	105.47
28	Mark Hatcher (1984-87)	170- 66-18	38.8	1,148	9	82.14
29	Craig Keenan (1984-85)	177- 92- 7	52.0	1,128	3	103.19
30	Connor Wood (2012-13)	199-105-11	52.8	1,368	9	114.38
31	Clyde Crutchmer (1973-74)	150- 74-11	49.3	1,081	7	110.60
32	Steven Montez (2016)	131- 79- 4	60.3	1,017	9	142.08
33	Paul Arendt (1969-70)	137- 57- 7	41.6	1,007	4	102.77
34	Harry Narcisian (1947-49)	171- 57-18	33.3	961	10	78.79
35	Derek Marshall (1983-84)	110- 59- 6	53.6	878	4	121.78
36	Nick Hirschman (2011-12)	128- 73- 7	57.0	781	2	102.50
37	Boyd Dowler (1956-59)	162- 68- 6	42.0	769	7	88.67
38	Charlie Davis (1978-80)	141- 62-13	44.0	749	4	79.51
39	Erik Greenberg (2000-04)	92- 49- 0	53.3	737	6	135.55
40	Dan Kelly (1965-67)	122- 55- 9	45.1	709	4	89.96
41	Byron White (1935-37)	96- 39-16	40.6	674	3	76.58
42	Scott Kingdom (1980)	113- 45- 8	39.8	619	3	62.73

RECEIVING (Yards)

Rk	Player (Seasons)	No.	Yards	Avg.	TD
1	Nelson Spruce (2012-15)	294	3,347	11.4	23
2	Michael Westbrook (1991-94)	167	2,548	15.3	19
3	Rae Carruth (1992-96)	135	2,540	18.8	20
4	Scotty McKnight (2007-10)	215	2,521	11.7	22
5	Charles E. Johnson (1990-93)	127	2,447	19.3	15
6	Paul Richardson (2010-13)	156	2,412	15.5	21
7	Phil Savoy (1994-97)	152	2,176	14.3	14
8	Derek McCoy (2000-03)	134	2,038	15.2	20
9	Javon Green (1997-2000)	136	2,031	14.9	17
10	Shay Fields (2014-16)	144	1,929	13.4	17
11	*Daniel Graham (1998-2001)	106	1,543	14.6	11
12	Monte Huber (1967-69)	111	1,436	12.9	5
13	Dusty Sprague (2004-07)	103	1,261	12.2	4
14	Mike Pritchard (1987-90)	47	1,241	26.4	10
15	Marcus Stiggers (1996-99)	80	1,223	15.1	10
16	Ron Brown (1981-85)	57	1,217	21.4	8
17	Darrin Chiaverini (1995-98)	97	1,199	12.4	6
18	D.J. Hackett (2002-03)	93	1,194	12.8	9
19	Toney Clemons (2010-11)	86	1,162	13.5	11
20	*Jon Embree (1983-86)	80	1,166	14.6	5
21	Devin Ross (2013-16)	97	1,113	11.5	 7
22	Loy Alexander (1983-85)	78	1,107	14.2	8
23	Tyler McCulloch (2011-14)	88	1,089	12.4	6
24	Dave Logan (1972-75)	68	1,078	15.9	4
25	Patrick Williams (2005-08)	104	1,070	10.3	3
26	*Christian Fauria (1991-94)	98	1,058	10.8	11
27	*Dave Hestera (1981-83)	91	1,057	11.6	2
28	*Riar Geer (2006-09)	87	974	11.2	11
29	John Minardi (1998-2001)	79	971	12.3	6
30	Rodney Stewart (2008-11)	93	969	10.4	0
31	Bryce Bobo (2014-16)	88	945	10.7	 5
32	James Kidd (1993-96)	58	944	16.3	9
33	*Joe Klopfenstein (2002-05)	80	937	11.7	12
34	Evan Judge (2002-05)	69	903	13.1	5
35	*J.V. Cain (1971-73)	61	873	14.3	3
36	Chris Anderson (1994-97)	61	858	14.1	4
37	Josh Smith (2007-08)	52	838	16.1	3
38	Jeff Campbell (1986-89)	28	802	28.6	1

*—tight end



Darian Hagan



QB Joel Klatt



39	Emery Moorehead (1974-76)	40	751	18.8	4	23	*Riar Geer (2006-09)	87	974	11.2	11
40	Herchell Troutman (1994-97)	60	725	12.1	5	23	Phillip Lindsay (2014-16)	87	719	8.3	1
41	*Ryan Deehan (2008-11)	64	723	11.3	3	25	Toney Clemons (2010-11)	86	1,162	13.5	11
42	Phillip Lindsay (2014-16)	87	719	8.3	2	25	Lee Rouson (1981-84)	86	699	8.1	4
42	Steve Gaunty (1975-77)	33	715	21.7	3	27	Marcus Stiggers (1996-99)	80	1,223	15.3	10
43	Kazell Pugh (1977-79)	42	709	16.9	4	27	*Jon Embree (1983-86)	80	1,166	14.6	5
44	Lee Rouson (1981-84)	86	699	8.1	4	27	*Joe Klopfenstein (2002-05)	80	937	11.7	12
45	*Jerry Hillebrand (1959-61)	40	696	17.4	6	30	John Minardi (1998-2001)	79	971	12.3	6
46	Cortlen Johnson (1998-2001)	52	691	13.3	2	31	Loy Alexander (1983-85)	78	1,107	14.2	8
47	D.D. Goodson (2011-14)	60	688	11.5	4	32	Evan Judge (2002-05)	69	903	13.1	5
48	Roman Hollowell (1998-2001)	66	680	10.3	3	33	Dave Logan (1972-75)	68	1,078	15.9	4
49	Cliff Branch (1970-71)	36	665	18.5	3	33	Lawrence Vickers (2002-05)	68	546	8.0	3
50	*Bob Niziolek (1977-80)	49	664	13.6	5	35	Roman Hollowell (1998-2001)	66	680	10.3	3
51	Chuck Mosher (1949-51)	36	663	18.4	5	36	*Ryan Deehan (2008-11)	64	723	11.3	3
52	Don Holmes (1979-82)	44	661	15.0	4	37	*J.V. Cain (1971-73)	61	873	14.3	3
53	*Brody Heffner Liddiard (1996-99)	45	656	14.6	2	37	Chris Anderson (1994-97)	61	858	14.1	4
54	Larry Plantz (1965-67)	39	630	16.2	3	39	Herchell Troutman (1994-97)	60	725	12.1	5
55	Boyd Dowler (1956-58)	41	628	15.3	6	39	D.D. Goodson (2011-14)	60	688	11.5	4
56	*Don Hasselbeck (1973-76)	51	612	12.0	3	39	Hugh Charles (2004-07)	60	552	9.2	2
57	*Gary Knafelc (1951-53)	31	607	19.6	11	42	James Kidd (1993-96)	58	944	16.3	9
58	Rickey Ward (1980-81)	27	601	22.3	1	42	Ron Monteilh (2002-04)	58	562	9.7	1
59	*Ken Blair (1960-62)	47	591	12.6	3	44	Ron Brown (1981-85)	57	1,217	21.4	8
60	Woody Shelton (1950-52)	28	586	20.9	3	45	Cody Crawford (2005-08)	53	564	10.6	2
61	Markques Simas (2009)	43	585	13.6	3	46	Josh Smith (2007-08)	52	838	16.1	3
62	Cody Crawford (2005-08)	53	564	10.6	2	46	Cortlen Johnson (1998-2001)	52	691	13.3	2
63	Ron Monteilh (2002-04)	58	562	9.7	1	46	Bill Symons (1962-64)	52	537	10.3	0
64	Tony Jones (2011-14)	90	558	6.2	3	46	Cedric Cormier (1998-2001)	52	529	10.2	1
65	Hugh Charles (2004-07)	60	552	9.2	2	46	Chris McLemore (1982-83)	52	420	8.1	1
66	Lawrence Vickers (2002-05)	68	546	8.0	3	51	*Don Hasselbeck (1973-76)	50	612	12.2	3
67	Merwin Hodel (1949-51)	48	540	11.3	4	51	Bobby Purify (2000-03)	50	508	10.2	1
68	Bill Symons (1962-64)	52	537	10.3	0	53	*Bob Niziolek (1977-80)	49	664	13.6	5
69	Rico Smith (1990-91)	24	534	22.3	3	54	Merwin Hodel (1949-51)	48	540	11.3	4
70	Frank Clarke (1955-56)	20	531	26.6	7	55	Mike Pritchard (1987-90)	47	1,241	26.4	10
71	Cedric Cormier (1998-2001)	52	529	10.2	1	55	*Ken Blair (1960-62)	47	591	12.6	3
72	*Matt Lepsis (1993-96)	44	517	11.8	2	55	Willie Beebe (1978-81)	47	358	7.6	2
73	*Quinn Sypniewski (2000-05)	40	513	12.8	4	58	Donovan Lee (2014-16)	46	244	5.3	1
74	Bob Masten (1969-71)	34	509	15.0	1	59	*Brody Heffner Liddiard (1996-99)	45	656	14.6	2
75	Bobby Purify (2000-04)	50	508	10.2	1	59	Demetrius Sumler (2007-09)	45	333	7.4	1
76	*Ed Pudlik (1946-48)	24	503	21.0	9	61	Don Holmes (1979-82)	44	661	15.0	4
77	Willie Nichols (1969-71)	25	493	19.7	5	61	*Matt Lepsis (1993-96)	44	517	11.8	2
78	Walter Stanley (1980-81)	28	490	17.5	3	61	Roger Williams (1950-52)	44	476	10.8	4
79	Roger Williams (1950-52)	44	476	10.8	4	64	Markques Simas (2009)	43	585	13.6	3
80	Billy Waddy (1973-76)	31	475	15.3	2	65	Kazell Pugh (1977-79)	42	709	16.9	4
81	Steve Dal Porto (1968-70)	39	474	12.2	1	66	Boyd Dowler (1956-58)	41	628	15.3	6
82	Jay MacIntyre (2015-16)	38	474	12.5	2	67	Emery Moorehead (1974-76)	40	751	18.8	4
83	*Mike Pruett (1967-69)	35	462	13.2	5	67	*Jerry Hillebrand (1959-61)	40	696	17.4	6
84	Jeremy Bloom (2002-03)	24	458	19.1	2	67	*Quinn Sypniewski (2000-05)	40	513	12.8	4
85	John Donahoe (2000-03)	30	443	14.3	2	70	Larry Plantz (1965-67)	39	630	16.2	3
86	Lance Carl (1985-87)	24	441	18.4	2	70	Steve Dal Porto (1968-70)	39	474	12.2	1
87	Eric McCready (1997-2000)	38	435	11.4	2	72	Jay MacIntyre (2015-16)	38	474	12.5	2
88	M.J. Nelson (1986-89)	18	434	24.1	2	72	Eric McCready (1997-2000)	38	435	11.4	2
89	Lamont Warren (1990-92)	38	432	11.4	1	72	Lamont Warren (1990-92)	38	432	11.4	1
90	Greg Howard (1977-78)	32	428	13.4	2	72	Rashaan Salaam (1992-94)	38	412	10.8	0
91	*John Zisch (1946-48)	28	426	15.2	1	72	Alvin Barnett (2005-06)	38	363	9.6	1
92	Chris McLemore (1982-83)	52	420	8.1	1	77	*Tennyson McCarty (1994-97)	37	311	8.4	1
93	Blake Mackey (2003-06)	26	417	16.0	1	78	Cliff Branch (1970-71)	36	665	18.5	3
94	Mark Henry (1988-91)	18	416	23.1	3	78	Chuck Mosher (1949-51)	36	663	18.4	5
95	Malcolm Miller (1947-49)	31	413	13.3	0	80	John McGuire (1962)	36	376	10.4	2
96	Rashaan Salaam (1992-94)	38	412	10.8	0	80	Brian Calhoun (2002-03)	36	339	9.4	2
97	Jo Jo Collins (1984-88)	24	410	17.1	0	82	*Mike Pruett (1967-69)	35	462	13.2	5
98	Larry Brunson (1970-71)	20	407	20.4	3	83	Bob Masten (1969-71)	34	509	15.0	1
						84	Steve Gaunty (1975-77)	33	715	21.7	3
						84	Christian Powell (2012-15)	33	329	6.9	0
						86	Greg Howard (1977-78)	32	428	13.4	2
						86	*Tyson DeVree (2006-07)	32	344	10.8	7
						88	Gary Knafelc (1951-53)	31	607	19.6	11
						88	Billy Waddy (1973-76)	31	475	15.3	2
						88	Malcolm Miller (1947-49)	31	413	13.3	0
						88	*Sean Brown (1990-91)	31	386	12.5	6
						92	John Donahoe (2000-03)	30	443	14.3	2
						92	Tony Reed (1975-76)	30	234	7.8	0
						94	Jeff Campbell (1986-89)	28	802	28.6	1
						94	Woody Shelton (1950-52)	28	586	20.9	3
						94	Walter Stanley (1980-81)	28	490	17.5	3
						94	*John Zisch (1946-48)	28	426	15.2	1
						94	*Patrick Devenny (2006-09)	28	273	9.8	6
						99	Rickey Ward (1980-81)	27	601	22.3	1
						99	Eric Bieniemy (1987-90)	27	380	14.1	1
						99	Brad Parker (1979-82)	27	318	11.8	1
						99	Christian Powell (2012-15)	27	165	6.1	0
						103	Richard Johnson (1981-82)	26	350	15.4	4
						103	Bill Harris (1961-63)	26	266	10.2	3
						103	Blake Mackey (2003-06)	26	417	16.0	1
						106	Willie Nichols (1969-71)	25	493	19.7	5
						106	Charlie McBride (1959-61)	25	363	14.5	1
						106	Ward Walsh (1968-70)	25	225	9.0	2

RECEIVING (Receptions)

*—tight end

Rk	Player (Seasons)	No.	Yards	Avg.	TD
1	Nelson Spruce (2012-15)	294	3,347	11.4	23
2	Scotty McKnight (2007-10)	215	2,521	11.7	22
3	Michael Westbrook (1991-94)	167	2,548	15.3	19
4	Paul Richardson (2010-13)	156	2,412	15.5	21
5	Phil Savoy (1994-97)	152	2,176	14.3	14
6	Shay Fields (2014-16)	144	1,929	13.4	17
7	Javon Green (1997-2000)	136	2,031	14.9	17
8	Rae Carruth (1992-96)	135	2,540	18.8	20
9	Derek McCoy (2000-03)	134	2,038	15.2	20
10	Charles E. Johnson (1990-93)	127	2,447	19.3	15
11	Monte Huber (1967-69)	111	1,436	12.9	5
12	*Daniel Graham (1998-2001)	106	1,543	14.6	11
13	Patrick Williams (2005-08)	104	1,070	10.3	3
14	Dusty Sprague (2004-07)	103	1,261	12.2	4
15	*Christian Fauria (1991-94)	98	1,058	10.8	11
16	Darrin Chiaverini (1995-98)	97	1,199	12.4	6
17	D.J. Hackett (2002-03)	93	1,194	12.8	9
18	Rodney Stewart (2008-11)	93	969	10.4	0
19	*Dave Hestera (1981-83)	91	1,057	11.6	2
20	Tony Jones (2011-14)	90	558	6.2	3
21	Tyler McCulloch (2011-14)	88	1,089	12.4	6
21	Bryce Bobo (2014-16)	88	945	10.7	5



SCORING

Rk	Player (Seasons)	TD	2Pt	EP-EPA	FG-FGA	PTS
1	Mason Crosby (2003-06)	0	0-0	109-117	66-88	307
2	Will Oliver (2011-2014)	0	0-0	129-131	50-69	279
3	Eric Bieniemy (1987-90)	42	1-1	0-0	0-0	254
4	Jeremy Aldrich (1996-99)	0	0-0	87-95	48-64	231
5	Bobby Anderson (1967-69)	35	1-2	0-0	0-0	212
6	Chris Brown (2001-02)	34	0-0	0-0	0-0	204
7	Rashaan Salaam (1992-94)	33	0-0	0-0	0-0	198
8	Tom Field (1979-83)	0	0-0	82-86	36-55	190
9	Byron White (1935-37)	24	0-0	30-32	1-2	177
10	Merwin Hodel (1949-51)	28	0-0	0-0	0-0	168
10	Aric Goodman (2008-10)	0	0-0	93-96	25-47	168
12	J.J. Flannigan (1987-89)	27	0-0	0-0	0-0	162
12	Darian Hagan (1988-91)	27	0-4	0-0	0-0	162
14	Neil Voskeritchian (1994-95)	0	0-0	95-96	22-34	161
15	Herchell Troutman (1994-97)	26	1-1	0-0	0-0	158
15	Charlie Davis (1971-73)	26	1-1	0-0	0-0	158
17	Ken Culbertson (1986-89)	0	0-0	85-87	23-41	154
18	Carroll Hardy (1951-54)	23	0-0	14-19	0-0	152
19	James Mayberry (1975-78)	25	0-0	0-0	0-0	150
19	Rodney Stewart (2008-11)	25	0-0	0-0	0-0	150
21	Dave Haney (1968-70)	0	0-0	86-92	21-35	149
22	Nelson Spruce (2012-15)	24	1-1	0-0	0-0	146
23	Phillip Lindsay (2014-16)	24	0-0	0-0	0-0	144
23	John Bayuk (1954-56)	24	0-0	0-0	0-0	144
25	Bob Stransky (1955-57)	21	0-0	12-22	0-0	138
25	Lamont Warren (1991-93)	23	0-0	0-0	0-0	138
25	Scotty McKnight (2007-10)	23	0-0	0-0	0-0	138
28	Jim Harper (1990-91)	0	0-0	71-74	22-35	137
29	Roger Williams (1950-52)	12	0-0	61-81	1-1	136
30	Rae Carruth (1992-9-6)	22	0-0	0-0	0-0	132
30	Cortlen Johnson (1998-2001)	22	0-0	0-0	0-0	132
32	Paul Richardson (2010-13)	21	1-0	0-0	0-0	128
33	Terry Kunz (1972-75)	21	0-0	0-0	0-0	126
33	Bobby Purify (2000-04)	21	0-0	0-0	0-0	126
35	Derek McCoy (2000-03)	20	4-0	0-0	0-0	124
36	Fred Lima (1972-73)	0	0-0	59-62	21-45	122
37	Jim Kelleher (1973-76)	20	0-0	0-0	0-0	120
38	Michael Westbrook (1991-94)	19	1-0	0-0	0-0	116
39	Diego Gonzalez (2014-16)	0	0-0	51-51	21-33	114
40	Mitch Berger (1991-93)	0	0-1	54-56	19-32	111
41	Pete Dadiotis (1976-78)	0	0-0	61-64	16-26	109
41	Dave DeLine (1984-87)	0	0-0	49-50	20-35	109
43	Christian Powell (2012-15)	18	0-0	0-0	0-0	108
44	Shay Fields (2014-16)	18	0-0	0-0	0-0	108
45	Tom Mackenzie (1974-75)	0	0-0	62-68	14-28	104
45	Javon Green (1997-2000)	17	1-0	0-0	0-0	104
47	Jeremy Flores (2000-01)	0	0-0	43-45	20-26	103
48	Howard Cook (1956-58)	14	0-0	15-26	1-2	102
48	Wilmer Cooks (1965-67)	17	0-0	0-0	0-0	102
48	Charles E. Johnson (1990-93)	17	0-0	0-0	0-0	102
48	Hugh Charles (2004-07)	17	0-0	0-0	0-0	102
52	Cliff Branch (1970-71)	16	1-1	0-0	0-0	98
53	Eddie Dove (1956-58)	16	0-0	0-0	0-0	96
53	Billy Waddy (1973-76)	16	0-1	0-0	0-0	96
53	Mark Hatcher (1984-87)	16	0-0	0-0	0-0	96
56	Mike Pritchard (1987-90)	15	0-0	0-0	0-0	90
56	Kordell Stewart (1991-94)	15	0-1	0-0	0-0	90
58	Ed Pudlik (1946-49)	11	0-0	21-27	0-0	87
58	Kevin Eberhart (2003-07)	0	0-0	39-40	16-26	87
60	Leo Stasica (1939-40)	14	1-1	0-0	0-0	86
60	Frank Rogers (1963-65)	1	0-0	32-37	16-26	86
60	Dave Williams (1973-75)	14	2-3	0-0	0-0	86
63	Emerson Wilson (1953-55)	14	0-0	1-2	0-0	85
64	John Tarver (1970-71)	14	0-0	0-0	0-0	84
64	Lee Rouson (1981-84)	14	0-0	0-0	0-0	84
64	Sal Aunese (1987-88)	14	0-3	0-0	0-0	84
64	James Hill (1990-93)	14	0-0	0-0	0-0	84
64	Phil Savoy (1994-97)	14	0-0	0-0	0-0	84
64	Marlon Barnes (1994-98)	14	0-0	0-0	0-0	84
64	Michael Adkins (2013-16)	14	0-0	0-0	0-0	84
71	Woody Shelton (1950-52)	13	0-0	0-0	0-0	78
71	Chuck Weiss (1958-60)	13	0-0	0-0	0-0	78
71	Bill Harris (1961-63)	13	0-0	0-0	0-0	78
71	Lendon Henry (1994-96)	13	0-0	0-0	0-0	78
75	Patrick Brougham (2001-02)	0	0-0	41-45	12-27	76
76	Dwayne Cherrington (1996-99)	12	1-1	0-0	0-0	74
77	Kayo Lam (1933-35)	12	0-0	0-0	0-0	72

77	Erv Cheney (1934-37)	12	0-0	0-0	0-0	72
77	Marcus Stiggers (1996-99)	12	0-1	0-0	0-0	72
80	Homer Jenkins (1953-55)	10	0-0	10-16	0-0	70
81	Jerry Hillebrand (1959-61)	6	2-2	20-27	3-13	69
82	Bo Matthews (1971-73)	11	1-1	0-0	0-0	68
82	Tony Reed (1975-76)	11	1-1	0-0	0-0	68
82	Riar Geer (2006-09)	11	1-0	0-0	0-0	68
85	Gary Knafelc (1951-53)	11	0-0	0-0	0-0	66
85	Frank Bernardi (1952-54)	11	0-0	0-0	0-0	66
85	Gale Weidner (1959-61)	11	0-0	0-0	0-0	66
85	Willie Beebe (1978-81)	11	0-0	0-0	0-0	66
85	Richard Johnson (1981-82)	11	0-0	0-0	0-0	66
85	Daniel Graham (1998-2001)	11	0-0	0-0	0-0	66
85	Toney Clemons (2010-2011)	11	0-0	0-0	0-0	66

KICK SCORING

Rk	Player (Seasons)	EP-EPA	FG-FGA	PTS
1	Mason Crosby (2003-06)	109-117	66-88	307
2	Will Oliver (2011-13)	129-131	50-69	279
3	Jeremy Aldrich (1996-99)	87-95	48-64	231
4	Tom Field (1979-83)	82-86	36-55	190
5	Aric Goodman (2008-10)	93-96	25-47	168
6	Neil Voskeritchian (1994-95)	95-96	22-34	161
7	Ken Culbertson (1986-89)	85-87	23-41	154
8	Dave Haney (1968-70)	86-92	21-35	149
9	Jim Harper (1990-91)	71-74	22-35	137
10	Fred Lima (1972-73)	59-62	21-45	122
11	Diego Gonzalez (2014-16)	51-51	21-33	114
12	Mitch Berger (1991-93)	54-56	19-32	111
13	Pete Dadiotis (1976-78)	61-64	16-26	109
13	Dave DeLine (1984-87)	49-50	20-35	109



PK Mason Crosby



TB Chris Brown



TOTAL OFFENSE

Rk	Player (Seasons)	Rush	Pass	Total	TDR
1	Sefo Liufau (2013-16)	941	9,568	10,509	73
2	Kordell Stewart (1991-94)	1,289	6,481	7,770	48
3	Cody Hawkins (2007-10)	-159	7,409	7,250	67
4	Joel Klatt (2002-05)	-130	7,375	7,245	47
5	Tyler Hansen (2008-11)	478	5,705	6,183	43
6	Darian Hagan (1988-91)	2,007	3,801	5,808	54
7	Koy Detmer (1992-96)	-31	5,390	5,359	43
8	John Hessler (1994-97)	276	4,788	5,064	44
9	Mike Moschetti (1998-99)	70	4,797	4,867	40
10	Bobby Anderson (1967-69)	2,367	2,198	4,565	43
11	Eric Bieniemy (1987-90)	3,940	63	4,003	42
12	Rodney Stewart (2008-11)	3,598	37	3,535	25
13	Craig Ochs (2000-02)	205	3,325	3,530	20
14	Steve Vogel (1981-84)	-411	3,912	3,501	27
15	David Williams (1973-75)	959	2,449	3,408	25
16	Gale Weidner (1959-61)	58	3,033	3,091	29
17	Bernie McCall (1964-66)	725	2,332	3,057	10
18	Rashaan Salaam (1992-94)	3,057	0	3,057	33
19	Zack Jordan (1950-52)	748	2,287	3,025	21
20	Charlie Davis (1971-73)	2,958	0	2,958	24
21	Ken Johnson (1971-73)	727	2,175	2,902	21
22	Chris Brown (2001-02)	2,690	0	2,690	34
23	Hugh Charles (2004-07)	2,659	0	2,659	15
24	Bill Solomon (1977-79)	509	2,115	2,624	23
25	Mark Hatcher (1984-87)	1,470	1,148	2,618	25
26	James Mayberry (1975-78)	2,548	0	2,548	25
27	Byron White (1935-37)	1,864	674	2,538	25
28	Sal Aunese (1987-88)	1,009	1,526	2,535	19
29	Herchell Troutman (1994-97)	2,487	0	2,487	21
30	Bob Stransky (1955-57)	1,868	587	2,455	25
31	Randy Essington (1980-82)	-327	2,773	2,446	11
32	Jeff Knapple (1976-77)	332	2,107	2,439	15
33	Lamont Warren (1991-93)	2,242	131	2,373	25
34	Lee Rouson (1981-84)	2,296	-2	2,294	10
35	Phillip Lindsay (2014-16)	2,233	0	2,233	22
36	Cortlen Johnson (1998-2001)	2,199	2	2,201	20
37	Kayo Lam (1934-36)	2,140	37	2,177	18
38	Carroll Hardy (1951-54)	1,999	154	2,153	24
39	Jim Bratten (1968-70)	724	1,416	2,140	10
40	Merwin Hodel (1949-51)	2,102	0	2,102	24
41	J.J. Flannigan (1987-89)	2,096	0	2,096	27
42	Bernard Jackson (2004-06)	690	1,357	2,047	14
43	Christian Powell (2012-15)	2,040	0	2,040	18

ALL-PURPOSE YARDS

Rk	Player (Seasons)	Rush	Rec	KOR	PR	Total
1	Rodney Stewart (2008-11)	3,598	969	239	22	4,828
2	Eric Bieniemy (1987-90)	3,940	380	31	0	4,351
3	Phillip Lindsay (2014-16)	2,233	719	1,077	0	4,029
4	Hugh Charles (2004-07)	2,659	552	411	0	3,622
5	Nelson Spruce (2012-15)	2	3,347	63	194	3,606



QB Kordell Stewart

6	Byron White (1935-37)	1,864	234	506	973	3,577
7	Herchell Troutman (1994-97)	2,487	725	240	91	3,543
8	Bobby Purify (2000-04)	3,016	508	0	0	3,524
9	Rashaan Salaam (1992-94)	3,057	412	13	0	3,482
10	Charlie Davis (1971-73)	2,958	131	75	0	3,164
11	Carroll Hardy (1951-54)	1,999	38	853	225	3,115
12	Kayo Lam (1933-35)	2,140	111	331	530	3,112
13	Charles E. Johnson (1990-93)	82	2,447	217	261	3,007
14	Lee Rouson (1981-84)	2,296	699	0	0	2,995
15	James Mayberry (1975-78)	2,548	171	265	0	2,984
16	Rae Carruth (1992-96)	196	2,540	200	9	2,945
17	Merwin Hodel (1949-51)	2,102	540	255	13	2,910
18	Cortlen Johnson (1998-2001)	2,199	691	0	0	2,890
19	Billy Waddy (1973-76)	1,537	475	849	26	2,887
20	Michael Westbrook (1991-94)	84	2,548	226	0	2,858
21	Chris Brown (2001-02)	2,690	76	0	0	2,766
22	Bob Stransky (1955-57)	1,868	37	459	396	2,760
23	Bobby Anderson (1967-69)	2,367	68	209	56	2,700
24	Lamont Warren (1991-93)	2,242	432	0	0	2,674
25	Scotty McKnight (2007-10)	4	2,521	21	36	2,582
26	Mike Pritchard (1987-90)	585	1,241	693	-6	2,513
27	Cliff Branch (1970-71)	354	665	755	733	2,507
28	Roman Hollowell (1998-2001)	137	680	914	752	2,483
29	Bill Symons (1962-64)	734	537	1,051	153	2,475
30	Josh Smith (2007-08)	66	838	1,276	292	2,472
31	Paul Richardson (2010-13)	38	2,412	0	4	2,454
32	Bill Harris (1961-63)	1,486	235	556	134	2,411
33	Howard Cook (1956-58)	1,463	99	373	459	2,394
34	Darian Hagan (1988-91)	2,007	53	0	287	2,347
35	Christian Powell (2012-15)	2,040	229	28	0	2,297
36	Eddie Dove (1956-58)	1,612	270	250	146	2,278
37	J.J. Flannigan (1987-89)	2,096	64	68	0	2,228
38	Ben Kelly (1997-99)	3	9	1,798	395	2,205
39	Walter Stanley (1980-81)	399	490	1,172	138	2,199
40	Phil Savoy (1994-97)	13	2,176	0	0	2,189
41	Tony Reed (1975-76)	1,932	234	0	0	2,166
42	William Harris (1965-67)	1,585	253	320	0	2,158
43	Jeff Campbell (1986-89)	439	802	0	904	2,145
44	Ron Brown (1981-85)	751	1,217	128	0	2,096
45	John Bayuk (1954-56)	1,943	55	55	3	2,056
46	Javon Green (1997-2000)	4	2,031	0	0	2,035
47	Woody Shelton (1950-52)	1,065	586	72	295	2,018
—	Donovan Lee (2014-15)	325	206	586	0	1,117

YARDS FROM SCRIMMAGE

Rk	Player (Seasons)	Rush	Rec	Total
1	Rodney Stewart (2008-11)	3,598	969	4,567
2	Eric Bieniemy (1987-90)	3,940	380	4,320
3	Bobby Purify (2000-04)	3,016	508	3,524
4	Rashaan Salaam (1992-94)	3,057	412	3,469
5	Nelson Spruce (2012-15)	2	3,347	3,349
6	Herchell Troutman (1994-97)	2,487	725	3,212
7	Hugh Charles (2004-07)	2,659	552	3,211
8	Charlie Davis (1971-73)	2,958	131	3,089
9	Lee Rouson (1981-84)	2,296	699	2,995
10	Phillip Lindsay (2014-16)	2,233	691	2,924
11	Cortlen Johnson (1998-2001)	2,199	691	2,890
12	Chris Brown (2001-02)	2,690	76	2,766
13	Rae Carruth (1992-96)	196	2,540	2,736
14	James Mayberry (1975-78)	2,548	171	2,719
15	Lamont Warren (1991-93)	2,242	432	2,674
16	Merwin Hodel (1949-51)	2,102	540	2,642
17	Michael Westbrook (1991-94)	84	2,548	2,632
18	Charles E. Johnson (1990-93)	82	2,447	2,529
19	Scotty McKnight (2007-10)	4	2,521	2,525
20	Paul Richardson (2010-13)	38	2,412	2,450
21	Bobby Anderson (1967-69)	2,367	68	2,435
22	Christian Powell (2012-15)	2,040	229	2,269
23	Kayo Lam (1933-35)	2,140	111	2,251
24	Phil Savoy (1994-97)	13	2,176	2,189
25	Tony Reed (1975-76)	1,932	234	2,166
26	J.J. Flannigan (1987-89)	2,096	64	2,160
27	Byron White (1935-37)	1,864	234	2,098
28	Darian Hagan (1988-91)	2,007	53	2,060
29	Carroll Hardy (1951-54)	1,999	38	2,037
30	Javon Green (1997-2000)	4	2,031	2,035
31	Billy Waddy (1973-76)	1,537	475	2,012
32	John Bayuk (1954-56)	1,943	55	1,998
33	Shay Fields (2014-16)	53	1,929	1,982



PUNTING

Minimum 50 punts

Rk	Player (Seasons)	No.	Yards	Avg.	Long	In 20
1	Mark Mariscal (1999-2002)	99	4,632	46.79	68	25
2	Barry Helton (1984-87)	153	6,873	44.92	68	44
3	Keith English (1985-88)	55	2,457	44.67	77	21
4	Zack Jordan (1950-52)	137	6,113	44.62	78	23
5	John Torp (2002-05)	205	9,145	44.61	72	65
6	Boyd Dowler (1956-58)	106	4,623	43.61	70	28
7	Tom Rouen (1989-90)	90	3,855	42.83	65	27
8	Mitch Berger (1991-93)	168	7,177	42.72	74	44
9	Darragh O'Neill (2011-14)	281	12,001	42.71	62	95
10	Homer Jenkins (1953-55)	58	2,428	41.86	70	12
11	Byron White (1935-37)	124	5,104	41.16	83	...
12	Steve Doolittle (1977-80)	57	2,343	41.11	69	9
13	Lance Olander (1977-80)	107	4,380	40.93	63	25
14	Matt DiLallo (2006-09)	216	8,752	40.52	73	61
15	Art Woods (1979-82)	199	8,038	40.39	61	36
16	Alex Kinney (2015-16)	134	5,364	40.03	59	38
17	Don Evans (1946-48)	155	6,205	40.03	58	...
18	Nick Pietsch (1996-99)	164	6,541	39.88	76	36
19	Bill Symons (1962-64)	59	2,326	39.42	72	13
20	Andy Mitchell (1994-97)	103	4,035	39.17	73	20
21	Stan Koleski (1973-76)	195	7,637	39.16	70	51
22	Dick Anderson (1965-67)	89	3,429	38.53	62	28
23	Jeremy Flores (2000-01)	75	2,841	37.88	55	21
24	Allan Braun (1983-84)	129	4,835	37.48	59	21
25	Dick Robert (1968-70)	132	4,927	37.33	62	23
26	John Stearns (1970-72)	112	4,143	36.99	60	25
27	Chuck McBride (1959-61)	145	5,218	35.99	60	28

KICKOFF RETURNS

Rk	Player (Seasons)	No.	Yards	Avg.	TD
1	Ben Kelly (1997-99)	64	1,798	28.1	3
2	Terrence Wheatley (2003-07)	56	1,350	24.1	0
3	Josh Smith (2007-08)	50	1,276	225.5	1
4	M.J. Nelson (1986-89)	51	1,198	23.5	0
5	Walter Stanley (1980-81)	49	1,172	23.9	1
6	Phillip Lindsay (2014-16)	44	1,077	24.5	0
7	Bill Symons (1962-64)	43	1,051	24.4	1
8	Brian Lockridge (2007-11)	44	968	22.0	1
9	Roman Hollowell (1998-2001)	44	914	20.8	0
10	Ryan Severson (2013-16)	40	872	21.8	0
11	Stephone Robinson (2004-07)	49	867	17.7	0
12	Carroll Hardy (1951-54)	31	853	27.5	0
13	Billy Waddy (1973-76)	32	849	26.5	2
14	Howard Ballage (1976-78)	30	764	25.5	2
15	Cliff Branch (1970-71)	30	755	25.2	2
16	Mike Pritchard (1987-90)	30	693	23.1	0
17	Jeremy Bloom (2002-03)	25	627	25.1	1
18	Melvin Johnson (1973-77)	27	609	22.6	1
19	Marques Mosley (2012-15)	23	604	26.3	1
20	Darrell Scott (2008-09)	24	595	24.8	0
21	Donovan Lee (2014-16)	23	604	26.3	1
22	Mike McCoy (1974-75)	24	562	23.4	1
23	Bill Harris (1961-63)	22	556	25.3	1
24	Roderick Sneed (1999-2002)	20	524	26.2	0
25	Byron White (1935-37)	12	506	42.2	2
26	Steve Haggerty (1972-73)	23	504	21.9	0
27	Jo Jo Collins (1984-88)	26	471	18.1	0
28	Bob Stransky (1955-57)	19	459	24.2	0
29	Shelby Nash (1982-83)	24	456	19.0	0
30	Hugh Charles (2004-07)	17	411	24.2	0
31	Harry Narcisian (1947-49)	15	402	26.8	0

PUNT RETURNS


Rk	Player (Seasons)	No.	Yards	Avg.	TD
1	Charlie Greer (1966-68)	65	975	15.0	1
2	Byron White (1935-37)	82	973	11.9	3
3	Jeff Campbell (1986-89)	84	904	10.8	0
4	Roman Hollowell (1998-2001)	49	752	15.3	3
4	Jo Jo Collins (1984-88)	83	752	9.1	0
6	Cliff Branch (1970-71)	44	733	16.7	6
7	Stephone Robinson (2004-07)	79	647	8.2	2
8	Mike E. Davis (1976-79)	84	632	7.5	0
9	Jeremy Bloom (2002-03)	44	625	14.2	2
10	Dave McCloughan (1987-90)	34	559	16.4	2
11	Kayo Lam (1933-35)	—	530	—	—
12	Chris Hudson (1991-94)	53	516	9.7	0
13	Tom Brookshier (1950-52)	47	501	10.7	0
14	Deon Figures (1988-92)	42	479	11.4	0
15	Howard Cook (1956-58)	44	459	10.4	0
16	Steve Haggerty (1972-73)	32	452	14.1	2
17	Malcolm Miller (1947-49)	37	398	10.8	0
18	Ben Kelly (1997-99)	39	395	10.1	2

TACKLES


Rk	Player (Position, Seasons)	UT	AT	TOT	TFL
1	Barry Remington (LB, 1982-86)	245	248	493	21- 60
2	Matt Russell (LB, 1993-96)	282	164	446	44-144
3	Greg Biekert (LB, 1989-92)	280	161	441	33- 73
4	Jordan Dizon (LB, 2004-07)	293	147	440	35-137
5	Ted Johnson (LB, 1991-94)	253	156	409	21- 61
6	Laval Short (DL, 1976-79)	141	231	372	37-239
7	Chad Brown (LB, 1989-92)	242	127	369	38-169
8	Michael Jones (LB, 1986-89)	218	131	349	13- 41
9	Thaddeaus Washington (LB, 2003-06)	202	136	338	25- 80
10	Michael Lewis (DB, 1998-2001)	225	111	336	17- 73
11	Mickey Pruitt (DB, 1984-87)	201	131	332	18- 71
12	Jashon Sykes (LB, 1998-2001)	212	118	330	33- 97
13	J.J. Billingsley (DB, 2002-06)	211	96	307	25-115
14	Steve Rosga (DB, 1992-96)	181	123	304	1- 1
14	Don DeLuzio (LB, 1984-88)	175	129	304	16- 45
16	Kenneth Olugbode (LB, 2013-16)	193	106	299	10- 30
17	Kanavis McGhee (LB, 1987-90)	179	118	297	38-163
17	Brian Cabral (LB, 1974-77)	120	177	297	10- 38
19	Jeff Smart (LB, 2006-09)	188	103	291	12- 34
20	Ryan Black (DB, 1994-97)	145	130	275	11- 50
21	Hannibal Navies (LB, 1995-98)	182	92	274	20- 75
22	Chidobe Awuzie (DB, 2013-16)	226	47	273	26-104
23	Bill Roe (LB, 1977-79)	116	156	272	15- 78
24	Addison Gillam (LB, 2013-16)	186	84	270	26-115
25	Dick Anderson (DB, 1965-67)	123	143	266
26	Alfred Williams (LB, 1987-90)	180	83	263	59-303
27	Jeff Geiser (LB, 1972-74)	102	159	261	9- 39
28	Derrick Webb (LB, 2010-13)	176	82	258	19- 36
28	Phil Irwin (LB, 1968-70)	88	170	258	16- 48
30	Chapelle Brown (DB, 2006-09)	183	74	257	20- 66
31	Medford Moorer (DB 2000-03)	179	77	256	12- 38
31	Mark Haynes (DB, 1976-79)	142	114	256	12- 32
33	Ruben Vaughan (DL, 1975-78)	108	145	253	28-115
34	Billie Drake (LB, 1970-72)	82	170	252	10- 31
35	Alan Chrite (LB, 1980-84)	128	121	249	18- 64
36	Don Fairbanks (LB/DL, 1983-85)	120	128	248	9- 44
37	Donald Strickland (DB, 1999-2002)	186	61	247	10- 47
38	Tedric Thompson (DB, 2013-16)	172	74	246	11- 27
39	Jeff Donaldson (DB, 1980-83)	141	103	244	11- 47
39	Randy Geist (LB, 1971-73)	85	159	244	8- 39
41	Brad Jones (LB, 2005-08)	150	92	242	20- 84
41	Drew Wahlroos (LB, 1999-2002)	144	98	242	12- 69
41	Darin Schubeck (LB, 1982-86)	134	108	242	11- 35
41	Ryan Olson (DT, 1994-97)	134	108	242	28-107
45	Kerry Mottl (LB, 1965-67)	96	145	241



46	Ray Polk (DB, 2009-12)	153	84	—	237	3- 3
46	Eric McCarty (LB, 1986-87)	135	102	—	237	10- 58
48	Anthony Perkins (DB, 2008-11)	140	96	—	236	3- 22
49	Rodney Rogers (DB, 1985-87)	152	79	—	231	4- 7
49	Whitney Paul (LB, 1973-75)	80	151	—	231	8- 32
51	Steve Doolittle (LB, 1977-80)	90	140	—	230	21- 86
52	Curt Koch (DL, 1984-87)	121	108	—	229	39-212
53	Jon Major (LB, 2009-12)	138	87	—	225	12- 45
53	Troy Archer (DL, 1974-75)	122	103	—	225	23-143
55	Greg Henderson (DB, 2011-14)	163	61	—	224	13- 28
55	Mark Cooney (DL, 1971-73)	75	159	—	224	17- 86
57	Victor Scott (DB, 1980-83)	147	76	—	223	7- 33
57	Ryan Walters (DB, 2005-08)	147	76	—	223	4- 28
59	Leonard Renfro (DL, 1989-92)	153	68	—	221	43-142
60	Bart Roth (LB, 1974-76)	97	123	—	220	2- 23
61	Mike Phillips (LB, 1994-97)	131	86	—	217	18- 55
62	Brian Iwuh (LB, 2002-05)	153	63	—	216	23- 71
62	Greg Jones (LB, 1992-96)	129	87	—	216	45-205
64	Bud Magrum (LB, 1971-72)	78	137	—	215	18- 99
65	Terry Irvin (LB, 1980-83)	118	96	—	214	14- 53
66	Pete Perry (DL, 1980-81)	94	118	—	212	15- 73
67	Ellis Wood (DB, 1979-82)	125	85	—	210	2- 5
68	Will Pericak (DL, 2009-12)	125	82	—	207	19- 87
69	Randy Westendorf (LB, 1974-77)	92	113	—	205	24-106
70	Pat Murphy (DB, 1968-70)	87	114	—	201	8- 28
70	Ken Crawley (DB, 2013-15)	165	36	—	201	8- 20
72	Gary Campbell (LB, 1974-75)	97	101	—	198	6- 32
73	Robbie Robinson (DB, 1999-2001)	137	60	—	197	4- 18
74	Terrel Smith (DB, 2010-12)	130	66	—	196	2- 8
74	Sean Tufts (LB, 2000-03)	113	83	—	196	12- 27
76	John Stearns (DB, 1970-72)	105	89	—	194	0- 0
77	Rashidi Barnes (DB, 1996-99)	122	71	—	193	10- 65
77	Mark Shoop (DL, 1980-82)	105	88	—	193	11- 39
79	Joel Steed (DL, 1988-91)	122	70	—	192	31-109
80	Ron Woolfork (LB, 1990-93)	133	57	—	190	53-303
80	Kyle Rappold (DL, 1985-87)	115	75	—	190	19- 63
80	Dan McMillen (LB, 1982-85)	99	91	—	190	29-168
83	Herb Orvis (DL, 1969-71)	79	110	—	189	32-214
83	Dave Capra (DL, 1968-70)	58	131	—	189	25- 95
85	Tom Reinhardt (DL, 1985-88)	97	91	—	188	18- 73
86	Ray Cone (LB, 1980-82)	103	81	—	184	5- 20
86	Viliami Maumau (DT, 1994-97)	83	101	—	184	13- 44
88	Jimmy Smith (DB, 2007-10)	141	42	—	183	6- 9
88	Ryan Sutter (DB, 1994-97)	109	74	—	183	4- 6
88	Michael Sipili (LB, 2006-10)	99	84	—	183	13- 40
91	Shannon Clavelle (DT, 1992-94)	114	68	—	182	25- 71
91	Charlie Greer (DB, 1965-67)	99	83	—	182
93	Akarika Dawn (LB, 2002-05)	122	58	—	180	12- 68
94	Kerry Hicks (DT, 1992-95)	102	76	—	178	22- 80
94	Rocky Martin (LB, 1967-68)	65	113	—	178
96	Tim James (DB, 1986-90)	138	39	—	177	3- 11
97	Deon Figures (DB, 1988-92)	128	48	—	176	5- 10
97	Ed Shoen (LB, 1972-74)	73	103	—	176	5- 19
98	David Tate (DB, 1984-87)	117	58	—	175	3- 8
99	Rick Gamboa (2015-16)	100	75	—	175	4- 11
100	Charlie Johnson (DL, 1975-76)	77	96	—	173	20- 84
101	Arthur Walker (DT, 1986-89)	92	78	—	170	34-165
102	Marcus Washington (DB, 1995-98)	111	57	—	168	6- 25
103	Jalil Brown (DB, 2007-10)	113	54	—	167	5- 9



ILB Greg Biekert



ILB Ted Johnson



QUARTERBACK SACKS

Rk	Player (Seasons)	No.	Yards
1	Alfred Williams (1987-90)	35	242
2	Ron Woolfork (1990-93)	33	241
3	Greg Jones (1992-96)	25	158
4	Laval Short (1976-79)	24½	192
5	Abraham Wright (2004-06)	21	151
6	Herb Orvis (1969-71)	20	182
6	Chidera Uzo-Diribe (2010-13)	20	142
6	Dan McMillen (1982-85)	20	135
6	Jimmie Gilbert (2013-16)	20	156
10	Bill Brundige (1967-69)	19	151
10	Curt Koch (1984-87)	19	119
10	Leonard Renfro (1989-92)	19	97
13	Ryan Olson (1994-97)	16½	89
14	Kanavis McGhee (1987-90)	15	97
14	Josh Hartigan (2008-11)	15	90
16	Troy Archer (1974-75)	14	123
16	Chad Brown (1989-92)	14	114
16	Ruben Vaughan (1975-78)	14	97
19	Garry Howe (1989-90)	13½	90
20	Art Walker (1986-89)	12½	119
20	George Hypolite (2005-08)	12½	87
20	Joel Steed (1988-91)	12½	80
20	Jashon Sykes (1998-2001)	12½	62
20	Tyler Brayton (1999-2002)	12½	94
25	Stuart Walker (1976-78)	12	75
25	Jordon Dizon (2004-07)	12	97
27	Marques Harris (2000-03)	11½	65
27	Sam Rogers (1992-93)	11½	59
27	Dave Capra (1968-70)	11½	57
30	Carl Taibi (1969-71)	11	95
30	Steve Doolittle (1978-80)	11	59
30	Matt McChesney (2000-04)	11	79
33	Fred Jones (1996-99)	10½	82
33	Addison Gillam (2013-16)	10½	83
35	Bud Magrum (1971-72)	10	78
35	Randy Westendorf (1974-77)	10	69
35	James Garee (2002-05)	10	68
35	Mark Cooney (1971-73)	10	58
39	Brad Jones (2005-08)	9½	64
39	George Visger (1977-79)	9½	52
39	Samson Kafovalu (2012-16)	9½	56
39	Derek McCartney (2014-16)	9½	48
43	Charlie Johnson (1975-76)	9	70
43	Dave Anderson (1981-83)	9	63
45	Alex Ligon (2003-06)	8½	70

Most Sacks By A Defensive Back

(43)	Chidobe Awuzie (2013-16)	9	63
—	Michael Lewis (1998-2001)	6½	42
—	Rashidi Barnes (1996-99)	5½	50
—	Jeff Donaldson (1980-83)	4	30
—	Clyde Surrell (2000-03)	4	24
—	Tony Rettig (1982-83)	4	20
—	Ryan Black (1994-97)	3½	18
—	J.J. Billingsley (2002-05)	3	27
—	Mickey Pruitt (1984-87)	3	26
—	Travis Sandersfeld (2008-11)	3	16
—	Eric Hamilton (1989-91)	3	15

TACKLES FOR LOSS

Rk	Player (Seasons)	No-Yds.
1	Alfred Williams (1987-90)	59-303
2	Ron Woolfork (1990-93)	53-303
3	Greg Jones (1992-96)	45-205
4	Matt Russell (1993-96)	44-144
5	Leonard Renfro (1989-92)	43-142
6	Curt Koch (1984-87)	39-212
7	Chad Brown (1989-92)	38-169
7	Kanavis McGhee (1987-90)	38-163
9	Laval Short (1976-79)	37-239
9	Bill Brundige (1967-69)	37-176
11	Jordon Dizon (2004-07)	35-137
12	Arthur Walker (1986-89)	34-165
13	Jashon Sykes (1998-2001)	33- 97
13	Greg Biekert (1989-92)	33- 73
15	Herb Orvis (1969-71)	32-214
15	Chidera Uzo-Diribe (2010-13)	32-171
15	George Hypolite (2005-08)	32-127
18	Joel Steed (1988-91)	31-109
18	Jimmie Gilbert (2013-16)	31-181
19	Dan McMillen (1982-85)	29-168

19	Abraham Wright (2004-06)	29-165
19	Garry Howe (1989-90)	29-115
22	Ruben Vaughan (1975-78)	28-115
22	Ryan Olson (1994-97)	28-107
24	Marques Harris (2000-03)	26-102
25	Addison Gillam (2013-16)	26-115
25	Chidobe Awuzie (2013-16)	26-104
25	Dave Capra (1968-70)	25- 95
25	Tyler Brayton (1999-2002)	25-119
25	J.J. Billingsley (2002-06)	25-115
25	Thaddaeus Washington (2003-06)	25- 80
25	Shannon Clavelle (1992-94)	25- 71
—	Derek McCartney (2014-16)	17- 56

INTERCEPTIONS

Rk	Player (Seasons)	No.	Yards	Avg.	TD
1	John Stearns (1970-72)	16	339	21.2	0
2	Chris Hudson (1991-94)	15	204	13.6	2
3	Dick Anderson (1965-67)	14	151	10.8	0
3	Terrence Wheatley (2003-07)	14	154	11.0	2
5	Tim James (1987-90)	13	120	9.2	0
5	Tedric Thompson (2013-16)	13	241	18.5	0
7	Deon Figures (1988-92)	12	96	8.0	0
8	Steve Rosga (1992-96)	11	174	15.8	1
8	Ben Kelly (1997-99)	11	97	8.8	0
10	Victor Scott (1980-83)	10	203	20.3	3
10	Roy Shepherd (1950-52)	10	157	15.7	2
10	Cullen Bryant (1970-72)	10	139	13.9	1
10	Boyd Dowler (1956-58)	10	75	7.5	0
14	Hale Irwin (1964-66)	9	162	18.0	0
14	Jeff Donaldson (1980-83)	9	120	13.3	1
14	Michael Lewis (1998-2001)	9	112	12.4	1
14	Clyde Riggins (1980-83)	9	76	8.5	0
18	Byron White (1935-37)	8	153	19.1	2
18	Pat Murphy (1968-70)	8	145	18.1	0
18	Jim Cooch (1969-70)	8	92	11.5	0
18	Damen Wheeler (1996-99)	8	104	13.0	1
18	Dave McCloughan (1987-90)	8	91	11.4	0
23	Medford Moorer (2000-03)	7	243	34.7	2
23	Jered Bell (2010-15)	7	165	23.6	1
23	Howard Cook (1956-58)	7	90	12.8	0
23	John Nairn (1984-87)	7	75	10.7	0
23	Charlie Greer (1965-67)	7	57	8.1	0
23	John Stavely (1970-73)	7	43	6.1	0
23	Odis McKinney (1976-77)	7	33	4.7	0
30	Ellis Wood (1979-82)	6	146	24.5	0
30	Carroll Hardy (1951-54)	6	125	20.8	1
30	Tom Brookshier (1950-52)	6	92	15.3	0
30	Rich Bland (1971-73)	6	91	15.2	0
30	Jalil Brown (2007-10)	6	90	15.0	0
30	Toray Davis (1994-97)	6	78	13.0	0
30	Deon Figures (1988-91)	6	75	12.5	0
30	Mike E. Davis (1976-79)	6	57	9.5	0
30	Lorenzo Sims (2003-06)	6	55	9.2	0
30	Mickey Pruitt (1984-87)	6	54	9.0	2
30	Larry Horine (1950-52)	6	52	8.7	1
30	Jesse Johnson (1976-79)	6	44	7.3	0
30	Jerry Martinez (1973-75)	6	41	6.8	0
30	David Tate (1984-87)	6	23	3.8	0
30	Don Karnoscak (1953-55)	6	14	2.3	0



OLB Alfred Williams (with Bob Hope on All-American TV special)




PASS DEFLECTIONS

Rk	Player (Seasons)	No.
1	Marcus Washington (1995-97)	42
2	Damen Wheeler (1996-99)	39
3	Greg Henderson (2011-14)	36
3	Ken Crawley (2012-15)	36
5	Chidobe Awuzie (2013-16)	35
6	Ben Kelly (1997-99)	34
7	Tedric Thompson (2013-16)	34
8	Donald Strickland (1999-2002)	33
8	Lorenzo Sims (2003-06)	33
10	Mickey Pruitt (1984-87)	32
11	Phil Jackson (2000-03)	29
11	Terrence Wheatley (2003-07)	29
13	Dalton Simmons (1992-96)	28
13	Ahkello Witherspoon (2014-16)	28
15	Deon Figures (1988-92)	27
16	Alfred Williams (1987-90)	25
16	Cha'pelle Brown (2006-09)	25
18	Victor Scott (1980-83)	24
18	Gerett Burl (2004-05)	24
18	Jalil Brown (2007-10)	24
21	Jimmy Smith (2007-10)	21
22	Pat Murphy (1968-70)	20
22	Michael Jones (1986-89)	20
22	Chris Hudson (1991-94)	20
22	Ryan Walters (2005-08)	20
26	Greg Biekert (1989-92)	19
26	T.J. Cunningham (1992-95)	19
26	Steve Rosga (1992-96)	19
26	Isaiah Oliver (2015-16)	19
30	Sam Harris (1964-66)	18
30	Barry Remington (1982-86)	18
30	John Stearns (1970-72)	18
30	David Tate (1984-87)	18
34	Eric Harris (1968-69)	17
34	John Nairn (1984-87)	17
34	Toray Davis (1994-97)	17
34	Jeff Donaldson (1980-83)	17
34	Michael Lewis (1998-2001)	17
34	Medford Mooror (2000-03)	17
40	Odis McKinney (1976-77)	16
40	Greg Thomas (1988-91)	16
42	Solomon Wilcots (1983-86)	15
42	Ron Bradford (1989-92)	15
42	Kerry Hicks (1992-95)	15
45	Cullen Bryant (1970-72)	14
45	Dave McCloughan (1987-90)	14
47	Charlie Greer (1965-67)	13
47	Dick Anderson (1965-67)	13
47	Rod Perry (1973-74)	13
47	Mike Spivey (1974-76)	13
47	Mike E. Davis (1976-79)	13
47	Mark Haynes (1976-79)	13
47	Jesse Johnson (1976-79)	13
47	Lyle Pickens (1984-85)	13
47	Ryan Sutter (1994-97)	13
47	Gardner McKay (2005-08)	13

SPECIAL TEAMS POINTS

Rk	Player (Seasons)	Points
1	Ryan Sutter (1994-97)	123
2	Arthur Jaffee (2008-11)	88
3	Darren Fisk (1995-97)	86
4	Ryan Severson (2013-16)	84
5	Derrick Webb (2010-13)	81
6	Travis Sandersfeld (2008-11)	72
7	Ryan Black (1994-97)	68
8	Jalil Brown (2007-10)	65
8	Terrel Smith (2010-14)	65
10	Paul Rose (1987-90)	63
11	Brady Daigh (2011-14)	61
12	Ryan Iverson (2010-13)	60
13	Jordan Murphy (2013-15)	59
14	Andy Peeke (1998-2001)	56
15	Brandon Southward (1995-98)	54
16	Marcus Washington (1994-97)	53
16	Hannibal Navies (1995-98)	53
18	Ryan Moeller (2014-16)	51



John Stearns

SPECIAL TEAMS TACKLES

Rk	Player (Seasons)	UT	AT	—	Total
1	Ryan Sutter (1994-97)	32	32	—	64
2	Darren Fisk (1995-97)	25	23	—	48
3	Ryan Black (1994-97)	21	19	—	40
4	Paul Rose (1987-90)	14	25	—	39
5	Terrel Smith (2010-14)	24	10	—	34
5	Arthur Jaffee (2008-11)	21	13	—	34
7	Derrick Webb (2010-13)	19	14	—	33
8	Andy Peeke (1998-2001)	26	5	—	31
9	Hannibal Navies (1995-98)	15	13	—	28
10	Greg Lindsey (1990-93)	23	4	—	27
11	Rashidi Barnes (1996-99)	11	15	—	26
12	Ben Kelly (1997-99)	20	5	—	25
12	Brandon Southward (1995-98)	9	16	—	25
14	Greg Biekert (1989-92)	14	10	—	24
14	Dave Brown (1987-90)	18	6	—	24
14	John Minardi (1998-2001)	15	9	—	24
14	Jalil Brown (2007-10)	19	5	—	24
14	Ryan Severson (2013-16)	19	5	—	24
19	Terry Washington (2005-06)	18	4	—	22
20	Travis Sandersfeld (2008-11)	13	7	—	20
21	Ryan Moeller (2014-16)	14	5	—	19



Terrence Wheatley



YEAR-BY-YEAR LEADERS



(Note: bowl statistics NOT included.)

RUSHING

Year	Player	Class	Att.	Yards	Avg.	TD
1934	Kayo Lam	Jr.	110	906	8.2	7
1935	Kayo Lam	Sr.	145	1,043	7.2	7
1936	Byron White	Jr.	127	643	5.1	8
1937	Byron White	Sr.	181	1,121	6.2	13
1946	Maurice Reilly	Sr.	125	327	2.6	2
1947	Dick Schrepferman	So.	78	252	3.2	3
1948	Harry Narcisian	Sr.	126	510	4.1	8
1949	Merwin Hodel	So.	169	748	4.4	7
1950	Merwin Hodel	Jr.	169	757	3.9	15
1951	Merwin Hodel	Sr.	137	597	4.4	6
1952	Ralph Curtis	Sr.	139	664	4.8	8
1953	Emerson Wilson	So.	118	591	5.0	6
1954	John Bayuk	So.	145	824	5.7	11
1955	John Bayuk	Jr.	95	460	4.8	2
1956	John Bayuk	Sr.	127	659	5.2	11
1957	Bob Stransky	Sr.	183	1,097	6.0	12
1958	Howard Cook	Sr.	120	625	5.2	9
1959	Dave Rife	Jr.	96	275	2.9	2
1960	Chuck Weiss	Sr.	108	391	3.6	5
1961	Ted Woods	Sr.	107	525	4.9	3
1962	Bill Harris	Jr.	157	582	3.7	2
1963	Noble Milton	Sr.	117	487	4.2	3
1964	Robert Lee	So.	89	310	3.5	3
1965	William Harris	So.	142	680	4.8	3
1966	Wilmer Cooks	Jr.	159	594	3.7	10
1967	Bobby Anderson	So.	166	625	3.8	7
1968	Bobby Anderson	Jr.	183	788	4.3	9
1969	Bobby Anderson	Sr.	219	954	4.4	18
1970	Ward Walsh	Sr.	117	679	5.8	4
1971	Charlie Davis	So.	219	1,386	6.3	10
1972	Charlie Davis	Jr.	201	926	4.6	12
1973	Charlie Davis	Sr.	118	646	5.5	2
1974	Billy Waddy	So.	157	765	4.9	6
1975	Terry Kunz	Sr.	160	882	5.5	10
1976	Tony Reed	Sr.	264	1,210	4.6	5
1977	James Mayberry	Jr.	246	1,299	5.3	9
1978	James Mayberry	Sr.	230	920	4.0	13
1979	Lance Olander	Jr.	88	440	5.0	0
1980	Lance Olander	Sr.	130	611	4.7	2
1981	Lee Rouson	Fr.	159	656	4.1	6
1982	Richard Johnson	Sr.	117	584	5.0	6
1983	Lee Rouson	Jr.	120	494	4.1	0
1984	Lee Rouson	Sr.	199	725	3.6	4
1985	Anthony Weatherspoon	So.	140	569	4.1	2
1986	O.C. Oliver	Fr.	136	668	4.9	6
1987	Sal Aunese	So.	122	612	5.0	6
1988	Eric Bieniemy	So.	219	1,243	5.7	10
1989	J. J. Flannigan	Sr.	164	1,187	7.2	18
1990	Eric Bieniemy	Sr.	288	1,628	5.7	17
1991	Lamont Warren	Fr.	157	830	5.3	7
1992	Lamont Warren	So.	148	512	3.5	8
1993	Lamont Warren	Jr.	183	900	4.9	7
1994	Rashaan Salaam	Jr.	298	2,055	6.9	24
1995	Herschell Troutman	So.	171	826	4.8	5
1996	Herschell Troutman	Jr.	193	804	4.2	4
1997	Herschell Troutman	Sr.	155	613	4.0	4
1998	Marlon Barnes	Sr.	121	572	4.7	3
1999	Cortlen Johnson	So.	172	835	4.9	8
2000	Cortlen Johnson	Jr.	144	622	4.3	8
2001	Chris Brown	So.	190	946	5.0	16
2002	Chris Brown	Jr.	275	1,744	6.3	18
2003	Brian Calhoun	So.	195	810	4.2	5
2004	Bobby Purify	Sr.	209	1,017	4.9	9
2005	Hugh Charles	So.	176	842	4.8	6
2006	Hugh Charles	Jr.	139	779	5.6	1
2007	Hugh Charles	Sr.	185	989	5.3	8
2008	Rodney Stewart	Fr.	132	622	4.7	2
2009	Rodney Stewart	So.	198	804	4.1	9
2010	Rodney Stewart	Jr.	290	1,318	4.5	10
2011	Rodney Stewart	Sr.	189	854	4.5	4
2012	Christian Powell	Fr.	158	691	4.4	7
2013	Christian Powell	So.	147	562	3.8	3
2014	Christian Powell	Jr.	85	448	5.3	4
2015	Phillip Lindsay	So.	140	653	4.7	6
2016	Phillip Lindsay	Jr.	230	1,189	5.2	16

PASSING

Year	Player	Class	Att-Com-Int	Pct.	Yards	TD
1935	Kayo Lam	Sr.	?-20-?	286	5
1936	Byron White	Jr.	33-9-5	27.3	120	1
1937	Byron White	Sr.	43-21-7	48.8	475	2
1946	Maurice Reilly	Sr.	83-35-10	42.2	551	4
1947	Don Evans	So.	35-20-4	57.1	383	2
1948	Harry Narcisian	Sr.	77-30-12	39.0	521	5
1949	Bob Manire	Sr.	48-24-3	50.0	299	1
1950	Zack Jordan	So.	103-55-10	53.4	823	3
1951	Zack Jordan	Jr.	123-62-7	50.4	897	6
1952	Zack Jordan	Sr.	85-42-5	49.4	567	4
1953	Frank Bernardi	Jr.	22-11-3	50.0	176	2
1954	Carroll Hardy	Sr.	25-13-4	52.0	189	1
1955	Dick Hyson	So.	36-15-3	41.7	358	4
1956	Boyd Dowler	So.	26-13-3	50.0	136	3
1957	Bob Stransky	Sr.	32-18-2	56.3	290	3
1958	Bob Dowler	Sr.	77-35-2	45.5	320	1
1959	Gale Weidner	So.	207-100-13	48.3	1,200	7
1960	Gale Weidner	Jr.	111-45-7	40.5	732	3
1961	Gale Weidner	Sr.	162-73-12	45.1	1,101	8
1962	Frank Cesarek	So.	167-78-12	46.7	786	5
1963	Frank Cesarek	Jr.	95-45-2	47.4	612	2
1964	Bernie McCall	So.	87-48-8	55.2	569	1
1965	Bernie McCall	Jr.	181-84-13	46.4	1,175	2
1966	Bernie McCall	Sr.	93-45-7	48.4	588	1
1967	Bob Anderson	So.	110-63-5	57.3	733	2
1968	Bob Anderson	Jr.	222-112-12	50.5	1,341	7
1969	Paul Arendt	So.	75-34-4	45.3	563	1
1970	Jim Bratten	Sr.	151-64-9	42.4	771	2
1971	Ken Johnson	So.	163-64-12	39.3	1,126	8
1972	Ken Johnson	Jr.	182-83-7	45.6	1,044	5
1973	Clyde Crutchmer	So.	89-50-8	56.2	722	5
1974	David Williams	Jr.	139-73-9	52.5	899	3
1975	David Williams	Sr.	172-103-5	59.9	1,282	7
1976	Jeff Knapple	So.	136-60-10	44.1	904	3
1977	Jeff Knapple	Jr.	180-79-13	43.9	1,203	4
1978	Bill Solomon	Jr.	158-77-9	48.7	944	3
1979	Bill Solomon	Sr.	184-91-13	49.5	1,174	10
1980	Scott Kingdom	Sr.	113-45-8	39.8	619	3
1981	Randy Essington	So.	197-95-9	48.2	1,199	6
1982	Randy Essington	Jr.	219-109-13	49.8	1,121	2
1983	Steve Vogel	Jr.	236-110-12	46.6	1,385	12
1984	Steve Vogel	Sr.	224-100-8	44.6	1,432	9
1985	Mark Hatcher	So.	51-16-5	31.4	325	1
1986	Mark Hatcher	Jr.	66-28-7	42.4	493	2
1987	Sal Aunese	So.	51-23-1	45.1	522	3
1988	Sal Aunese	Jr.	106-44-5	41.5	1,004	2
1989	Darian Hagan	So.	85-48-4	56.5	1,002	4
1990	Darian Hagan	Jr.	163-75-8	46.0	1,538	11
1991	Darian Hagan	Sr.	170-88-6	51.8	1,228	12
1992	Kordell Stewart	So.	252-151-9	59.9	2,109	12
1993	Kordell Stewart	Jr.	294-157-7	53.4	2,299	11
1994	Kordell Stewart	Sr.	237-147-3	62.0	2,071	10
1995	John Hessler	So.	266-154-9	57.9	2,136	20
1996	Koy Detmer	Sr.	363-208-12	57.3	3,156	22
1997	John Hessler	Sr.	338-181-16	53.6	2,478	14
1998	Mike Moschetti	Jr.	276-162-7	58.7	2,104	15
1999	Mike Moschetti	Sr.	331-204-12	61.6	2,693	18
2000	Gary Ochs	Fr.	245-145-7	59.2	1,778	7
2001	Bobby Pesavento	Sr.	139-85-4	61.2	1,234	8
2002	Robert Hodge	Sr.	245-131-6	53.5	1,547	12
2003	Joel Klatt	So.	358-233-10	65.1	2,614	21
2004	Joel Klatt	Jr.	334-192-15	57.5	2,065	9
2005	Joel Klatt	Sr.	400-241-8	60.3	2,696	14
2006	Bernard Jackson	Jr.	219-108-7	49.3	1,298	7
2007	Cody Hawkins	Fr.	424-239-15	56.4	2,693	19
2008	Cody Hawkins	So.	320-183-10	57.2	1,892	17
2009	Tyler Hansen	So.	231-129-7	55.8	1,440	8
2010	Cody Hawkins	Sr.	231-124-5	53.7	1,547	14
2011	Tyler Hansen	Sr.	412-231-11	56.1	2,883	20
2012	Jordan Webb	Jr.	265-144-8	54.3	1,434	8
2013	Sefo Liufau	Fr.	251-149-8	59.4	1,779	12
2014	Sefo Liufau	So.	498-325-15	65.3	3,200	28
2015	Sefo Liufau	Jr.	344-214-6	62.2	2,418	9
2016	Sefo Liufau	Sr.	290-182-6	62.8	2,171	11

RECEIVING (AID)

Year	Player	Class	No.	Yards	Avg.	TD
1946	John Zisch (E)	So.	16	241	15.1	1
1947	Malcolm Miller (B)	So.	14	188	13.4	0
1948	Ed Pudlik	Sr.	12	238	19.8	6
1949	Merwin Hodel (B)	So.	14	174	12.4	1

1950	Chuck Mosher (B)	Jr.	18	366	20.3	2
1951	Woody Shelton	Jr.	14	254	18.1	2
1952	Roger Williams (QB)	Sr.	22	243	17.4	2
1953	Gary Kafalec	Sr.	22	451	20.5	8
1954	Frank Bernardi (B)	Sr.	8	170	21.3	3
1955	Frank Clarke	Jr.	13	407	31.3	5
1956	Frank Clarke	Sr.	7	124	17.7	2
1957	Boyd Dowler (QB)	Jr.	26	380	14.6	2
1958	Boyd Dowler (QB)	Sr.	10	154	15.4	3
1959	Gary Henson	So.	11	201	18.3	2
1960	Jerry Hillebrand (E)	Jr.	11	218	19.8	1
1961	Jerry Hillebrand (E)	Sr.	17	282	16.6	4
1962	John McGuire	So.	36	376	10.4	2
1963	Bill Symons	Jr.	14	197	14.1	0
1964	Bill Symons	Sr.	27	267	9.9	0
1965	George Lewark	So.	18	278	15.4	1
1966	Larry Plantz	So.	22	354	16.1	3
1967	Monte Huber	So.	45	486	10.8	1
1968	Monte Huber	Jr.	38	462	12.2	2
1969	Monte Huber	Sr.	28	488	17.4	2
1970	Cliff Branch	Jr.	23	335	14.6	0
1971	Willie Nichols	Sr.	16	316	19.8	4
1972	J. V. Cain (TE)	Jr.	30	407	13.6	0
1973	J. V. Cain (TE)	Sr.	23	293	12.7	2
1974	Dave Logan	Jr.	21	273	13.0	0
1975	Dave Logan	Sr.	24	392	16.3	0
1976	Tony Reed (RB)	Sr.	19	128	6.7	0
1977	Bob Niziolek (TE)	So.	29	416	14.3	3
1978	Greg Howard	Jr.	28	374	13.4	2
1979	Kazell Pugh	Sr.	23	375	16.3	3
1980	Ricky Ward	Jr.	25	428	17.1	0
1981	Dave Hestera (TE)	So.	21	202	9.6	0
1982	Dave Hestera (TE)	Jr.	41	489	11.9	1
1983	Loy Alexander	Jr.	39	557	14.3	6
1984	Jon Embree (TE)	So.	51	680	13.3	3
1985	Jon Embree (TE)	Jr.	9	140	15.6	1
1986	Lance Carl	Jr.	9	171	19.0	2
1987	Lance Carl	Sr.	15			



1978	Greg Howard	Jr.	28	374	13.4	2
1979	Greg Willett	So.	16	165	10.3	1
1980	Bob Niziolek	Sr.	13	134	10.3	1
1981	Dave Hestera	So.	21	202	9.6	0
1982	Dave Hestera	Jr.	41	489	11.9	1
1983	Dave Hestera	Sr.	29	366	12.6	1
1984	Jon Embree	So.	51	680	13.3	3
1985	Jon Embree	Jr.	9	140	15.6	1
1986	Jon Embree	Sr.	8	153	19.1	0
1987	George Hemingway	Fr.	4	72	18.0	1
1988	John Perak	Jr.	4	82	20.5	0
1989	John Perak	Sr.	8	92	11.5	0
1990	Jon Boman	Jr.	9	97	10.8	0
1991	Sean Brown	Sr.	24	300	12.5	4
1992	Christian Fauria	So.	31	326	10.5	5
1993	Christian Fauria	Jr.	30	351	11.7	1
1994	Christian Fauria	Sr.	35	356	10.2	3
1995	Matt Lepsis	Jr.	25	341	13.6	2
1996	Brody Heffner Liddiard	Fr.	20	288	14.4	2
1997	Brody Heffner Liddiard	So.	16	224	14.0	0
1998	Tom Ashworth	So.	10	135	13.5	0
1999	Daniel Graham	So.	19	264	13.9	4
2000	Daniel Graham	Jr.	33	443	13.4	1
2001	Daniel Graham	Sr.	51	753	14.8	6
2002	Beau Williams	Sr.	11	123	11.2	1
2003	Joe Klopfenstein	So.	20	190	9.5	4
2004	Joe Klopfenstein	Jr.	28	284	10.1	4
2005	Joe Klopfenstein	Sr.	32	463	14.5	4
2006	Riar Geer	Fr.	24	261	10.9	3
2007	Tyson DeVree	Sr.	28	308	11.0	6
2008	Patrick Devenny	Jr.	14	116	8.3	2
2009	Riar Geer	Sr.	36	402	11.2	4
2010	Ryan Deehan	Jr.	25	249	10.0	1
2011	Ryan Deehan	Sr.	24	322	13.4	1
2012	Nick Kasa	Sr.	25	391	15.6	3
2013	Scott Fernandez	Sr.	9	97	10.8	1
2014	Kyle Slavin	Sr.	11	111	10.1	0
2015	Sean Irwin	Jr.	15	248	16.5	0
2016	Three tied with	...	1	(Bounds, Hill, Keeney)		

1980	Tom Field	So.	0	20-21	2-7	26
1981	Lee Rouson	Fr.	7	0-0	0-0	42
1982	Richard Johnson	Sr.	10	0-0	0-0	60
1983	Tom Field	Sr.	0	28-30	10-14	58
1984	Dave DeLine	So.	0	12-12	9-14	39
1985	Mark Hatcher	So.	10	0-0	0-0	60
1986	Dave DeLine	Sr.	0	28-29	8-17	52
1987	Sal Aunese	So.	6	0-0	0-0	36
	Eric Biemiemy	Fr.	6	0-0	0-0	36
1988	Eric Biemiemy	So.	10	1-1	0-0	62
1989	J. J. Flannigan	Sr.	18	0-0	0-0	108
1990	Eric Biemiemy	Sr.	17	0-0	0-0	102
1991	Jim Harper	Sr.	0	30-33	8-13	54
1992	Michael Westbrook	So.	8	1-0	0-0	50
1993	Mitch Berger	Sr.	0	37-39	13-19	76
1994	Rashaan Salaam	Jr.	24	0-0	0-0	144
1995	Neil Voskeritchian	Sr.	0	45-45	12-17	81
1996	Rae Carruth	Sr.	10	0-0	0-0	60
1997	Jeremy Aldrich	So.	0	29-32	12-14	65
1998	Jeremy Aldrich	Jr.	0	22-26	16-22	70
1999	Jeremy Aldrich	Sr.	0	36-37	16-24	84
2000	Cortlen Johnson	Jr.	9	0-0	0-0	54
2001	Chris Brown	So.	16	0-0	0-0	96
2002	Chris Brown	Jr.	18	0-0	0-0	108
2003	Derek McCoy	Fr.	11	0-0	0-0	66
2004	Mason Crosby	So.	0	28-30	19-23	85
2005	Mason Crosby	Jr.	0	31-31	21-28	94
2006	Mason Crosby	Sr.	0	19-19	19-28	76
2007	Kevin Eberhart	Sr.	0	38-39	15-23	83
2008	Aric Goodman	So.	0	30-31	5-14	45
2009	Aric Goodman	Jr.	0	31-32	10-18	61
2010	Aric Goodman	Sr.	0	32-33	10-15	62
2011	Will Oliver	Fr.	0	29-31	11-16	62
2012	Will Oliver	So.	0	28-28	6-8	46
2013	Will Oliver	Jr.	0	30-30	17-24	81
2014	Will Oliver	Sr.	0	42-42	16-21	90
2015	Diego Gonzalez	Jr.	0	35-35	18-29	89
2016	Phillip Lindsay	Jr.	17	0-0	0-0	102

1986	Barry Helton	Jr.	57	2,599	45.6	68	17
1987	Barry Helton	Sr.	40	1,758	44.0	58	13
1988	Keith English	Sr.	51	2,297	45.0	77	21
1989	Tom Rouen	Jr.	36	1,651	45.9	63	14
1990	Tom Rouen	Sr.	54	2,204	40.8	65	13
1991	Mitch Berger	So.	58	2,364	40.8	63	19
1992	Mitch Berger	Jr.	53	2,493	47.0	74	9
1993	Mitch Berger	Sr.	57	2,320	40.7	58	16
1994	Andy Mitchell	Fr.	35	1,341	38.3	57	7
1995	Andy Mitchell	So.	38	1,511	39.8	73	7
1996	Andy Mitchell	Jr.	23	938	40.8	64	5
1997	Nick Pietsch	So.	35	1,359	38.8	54	6
1998	Nick Pietsch	Jr.	54	2,447	41.5	61	11
1999	Nick Pietsch	Sr.	45	1,799	40.0	61	13
2000	Jeremy Flores	Jr.	59	2,247	38.1	52	14
2001	Mark Mariscal	Jr.	37	1,647	44.5	64	9
2002	Mark Mariscal	Sr.	61	2,941	48.2	68	16
2003	John Torp	So.	63	2,679	42.5	69	16
2004	John Torp	Jr.	68	3,151	46.3	63	22
2005	John Torp	Sr.	71	3,166	44.6	72	24
2006	Matt DiLallo	Fr.	47	2,056	43.7	73	14
2007	Matt DiLallo	Jr.	61	2,447	40.1	57	22
2008	Matt DiLallo	Jr.	41	1,660	40.5	64	12
2009	Matt DiLallo	Sr.	67	2,589	38.6	57	13
2010	Zach Grossnickle	Fr.	60	2,368	39.5	52	11
2011	Darragh O'Neill	Fr.	74	3,152	42.6	57	21
2012	Darragh O'Neill	So.	76	3,307	43.5	61	25
2013	Darragh O'Neill	Jr.	66	2,673	40.5	56	22
2014	Darragh O'Neill	Sr.	65	2,869	44.1	62	27
2015	Alex Kinney	Fr.	66	2,648	40.1	58	23
2016	Alex Kinney	So.	68	2,716	39.9	59	15

INTERCEPTIONS

Year	Player	Class	No.	Yards	Avg.	Long	TD
1936	Byron White	Jr.	4	50	12.5	...	0
1937	Byron White	Sr.	4	103	25.8	...	2
1946	J.B. Dean	So.	4	4	1.0	4	0
1947	Art Tanner	Sr.	3	3	1.0	3	0
1948	Three tied with	...	2	(Cook, Miller, Narcisian)			
1949	Two tied with	...	3	(Cantanzaro, Miller)			
1950	Three tied with	...	3	(Brookshier, Graves, Shepherd)			
1951	Cliff Vandeventer	Jr.	4	27	6.8	13	0
1952	Roy Shepherd	Sr.	5	54	10.8	18t	1
1953	Frank Bernardi	Jr.	5	131	26.2	45	1
1954	Carroll Hardy	Sr.	3	90	30.0	75t	1
1955	Two tied with	...	2	(Brandy, Karnoscak)			
1956	Three tied with	...	3	(Cook, Dowler, Stransky)			
1957	Howard Cook	Jr.	3	43	14.3	20	0
1958	Boyd Dowler	Sr.	5	38	7.6	14	0
1959	Dave Rife	Jr.	3	3	1.0	3	0
1960	Reed Johnson	Jr.	3	14	4.7	14	0
1961	Two tied with	...	2	(Johnson, Somerville)			
1962	Five tied with	...	1	(Blair, Graham, Harris, Mavity, Melville)			
1963	Leon Mavity	Sr.	2	31	15.5	31	0
1964	Ted Somerville	Sr.	3	117	39.0	92	0
1965	Hale Irwin	Jr.	5	71	14.2	33	0
1966	Dick Anderson	Jr.	5	55	11.0	28	0
1967	Dick Anderson	Sr.	7	87	12.4	28	0
1968	Two tied with	...	2	(Duncan, Tracy)			
1969	Two tied with	...	4	(Cooch, Irwin)			
1970	John Stearns	So.	5	71	14.2	37	0
1971	John Stearns	Jr.	5	158	31.6	59	0
1972	Cullen Bryant	Sr.	7	63	9.0	21t	1
1973	Rich Bland	Sr.	5	76	15.2	26	0
1974	Rod Perry	Sr.	3	97	32.3	54t	1
1975	Two tied with	...	3	(McCoy, Spivey)			
1976	Odis McKinney	Jr.	5	7	1.4	7	0
1977	Mike L. Davis	So.	3	4	1.3	4	0
1978	Jesse Johnson	Jr.	3	3	1.0	3	0
1979	Bill Roe	Sr.	3	96	32.0	69t	1
1980	Ellis Wood	So.	4	123	30.8	61	0
1981	Clyde Riggins	So.	5	48	9.6	30	0
1982	Victor Scott	Jr.	4	69	17.3	30t	2
1983	Two tied with	...	4	(Donaldson, Scott)			
1984	Three tied with	...	1	(Nairn, Pickens, Rubalcaba)			
1985	Lyle Pickens	Sr.	3	23	7.7	23	0
1986	Two tied with	...	3	(Schubeck, Solomon)			
1987	Mickey Pruitt	Sr.	5	27	5.4	18t	1
1988	Tim James	So.	3	30	10.0	26	0
1989	Tim James	Jr.	4	33	8.3	19	0

SCORING

Year	Player	Class	TD	PAT	FG	Points
1936	Byron White	Jr.	8	7-8	0-0	55
1937	Byron White	Sr.	16	23-24	1-1	122
1940	Leo Stastica	Sr.	10	0-0	0-0	60
1943	Bob Dal Porto	Sr.	7	0-0	0-0	42
1946	Maurice Reilly	Sr.	2	0-0	0-0	12
	Roland Gregory	Fr.	2	0-0	0-0	12
	Edward Pudlik	So.	2	0-0	0-0	12
	Dick Schrepferman	Fr.	2	0-0	0-0	12
1947	Dick Schrepferman	So.	3	0-0	0-0	18
1948	Harry Narcisian	Sr.	8	0-1	0-0	48
1949	Merwin Hodel	So.	7	0-0	0-0	42
1950	Merwin Hodel	Jr.	15	0-1	0-0	90
1951	Roger Williams	Jr.	3	35-42	0-0	53
1952	Roger Williams	Sr.	3	27-36	1-1	48
1953	Gary Knafelc	Sr.	8	0-0	0-0	48
1954	Carroll Hardy	Sr.	9	14-19	0-0	68
1955	Frank Clarke	Jr.	5	0-0	0-0	30
1956	John Bayuk	Sr.	11	0-0	0-0	66
1957	Bob Stransky	Sr.	12	5-6	0-0	77
1958	Howard Cook	Sr.	9	5-10	1-1	62
1959	Gale Weidner	So.	6	0-0	0-0	36
1960	Chuck Weiss	Sr.	5	0-0	0-0	30
1961	Jerry Hillebrand	Sr.	4	14-18	3-11	47
1962	Frank Cesarek	So.	4	6-9	0-0	30
1963	Bill Harris	Sr.	7	0-0	0-0	42
1964	Ben Howe	Sr.	4	0-0	0-0	24
1965	Frank Rogers	Sr.	1	16-18	13-17	61
1966	Wilmer Cooks	Jr.	10	0-0	0-0	60
1967	Wilmer Cooks	Sr.	10	0-0	0-0	60
1968	Bobby Anderson	Jr.	9	1-1	0-0	56
1969	Bobby Anderson	Sr.	19	0-0	0-0	114
1970	Dave Haney	Sr.	0	34-36	12-18	70
1971	Cliff Branch	Sr.	11	1-1	0-0	68
1972	Charlie Davis	Jr.	14	0-0	0-0	84
1973	Fred Lima	Sr.	0	24-26	6-11	42
1974	Terry Kunz	Jr.	9	0-0	0-0	54
1975	Terry Kunz	Sr.	11	0-0	0-0	66
1976	Jim Kelleher	Sr.	15	0-0	0-0	90
1977	James Mayberry	Jr.	9	0-0	0-0	54
	Pete Dadiotis	Jr.	0	24-26	8-16	54
1978	James Mayberry	Sr.	13	0-0	0-0	78
1979	Tom Field	Fr.	0	18-19	10-14	48

PUNTING



1990	Tim James	Sr.	6	57	9.5	25	0
1991	Chris Hudson	Fr.	4	111	27.8	40t	1
1992	Deon Figures	Sr.	6	21	3.5	14	0
1993	Two tied with	...	4	(Collier, Hudson)			
1994	Steve Rosga	So.	4	11	2.8	25	0
1995	Elton Davis	So.	3	37	12.3	33	0
1996	Steve Rosga	Sr.	5	140	28.0	100t	1
1997	Two tied with	...	3	(Sutter, Washington)			
1998	Ben Kelly	So.	4	1	0.31	1	0
1999	Ben Kelly	Jr.	5	49	9.8	31	0
2000	Michael Lewis	Jr.	3	34	11.3	23	0
2001	Michael Lewis	Sr.	5	78	15.6	41t	1
2002	Medford Moorer	Jr.	4	84	21.0	51t	1
2003	Four tied with	...	4	(Billingsley, Brooks, Joseph, Moorer)			
2004	Lorenzo Sims	So.	5	53	10.6	34	0
2005	Four tied with	...	2	(Billingsley, Burl, Burton, Hubbard)			
2006	Terrence Wheatley	Jr.	5	26	5.2	15	0
2007	Terrence Wheatley	Sr.	5	65	13.0	35t	1
2008	Three tied with	...	2	(C.Brown, Mohler, Walters)			
2009	Four tied with	...	2	(J.Brown, Burney, Perkins, Smith)			
2010	Jalil Brown	Sr.	3	0	0.0	0	0
2011	Jason Espinoza	Sr.	2	33	16.5	26	0
2012	Three tied with	...	1	(Bell, Major, Mosley)			
2013	Greg Henderson	Jr.	4	82	20.5	46t	1
2014	Tedric Thompson	So.	3	28	9.3	20	0
2015	Two tied with	...	2	(Bell, Thompson)			
2016	Tedric Thompson	Sr.	7	103	14.7	51	0

PUNT RETURNS

Year	Player	Class	No.	Yards	Avg.	Long	TD
1935	Kayo Lam	Sr.	25	485	19.4	? ?	
1936	Byron White	Jr.	29	319	11.0	38	0
1937	Byron White	Sr.	47	587	12.5	97t	2
1944	Bob West	Jr.	14	301	21.5	98t	1
1946	Maurice Reilly	Sr.	16	190	11.9	27	0
1947	Malcolm Miller	So.	5	102	20.4	38	0
1948	Harry Narcisian	Sr.	11	135	12.3	30	0
1949	Malcolm Miller	Sr.	23	221	9.6	25	0
1950	Fred Johnson	Sr.	10	101	10.1	21	0
1951	Tom Brookshier	Jr.	18	216	12.0	36	0
1952	Tom Brookshier	Sr.	24	233	9.7	28	0
1953	Frank Bernardi	Jr.	10	164	16.4	32	0
1954	Carroll Hardy	Sr.	11	138	12.5	35	0
1955	Bob Stransky	So.	12	174	14.5	31	0
1956	Bob Stransky	Jr.	10	116	11.6	29	0
1957	Howard Cook	Jr.	14	186	13.3	37	0
1958	Howard Cook	Sr.	24	242	10.1	61t	1
1959	Jerry Steffen	Jr.	11	101	9.2	20	0
1960	Reed Johnson	Jr.	5	53	10.6	16	0
1961	Leon Mavity	So.	10	130	13.0	60t	1
1962	Nick Graham	Sr.	4	20	5.0	8	0
1963	Bill Symons	Jr.	20	145	7.3	22	0
1964	George Lewark	So.	7	113	16.1	32	0
1965	Charlie Greer	So.	26	431	16.6	38	0
1966	Charlie Greer	Jr.	11	136	12.4	26	0
1967	Charlie Greer	Sr.	28	408	14.6	59t	1
1968	Pat Murphy	So.	11	139	12.6	32	0
1969	Pat Murphy	Jr.	22	100	4.6	13	0
1970	Cliff Branch	Jr.	13	228	17.5	72t	2
1971	Cliff Branch	Sr.	31	505	16.3	75t	4
1972	Steve Haggerty	Jr.	26	352	13.5	78t	1
1973	Dave Logan	Jr.	16	172	10.7	52t	1
1974	Rod Perry	Sr.	16	120	7.5	17	0
1975	Mike McCoy	Sr.	15	125	8.3	61t	1
1976	Bobby Morris	Sr.	11	52	4.9	14	0
1977	Mike E. Davis	So.	25	205	8.2	29	0
1978	Mike E. Davis	Jr.	34	245	7.2	34	0
1979	Mike E. Davis	Sr.	24	181	7.5	35	0
1980	Ricky Ward	Jr.	22	75	3.4	13	0
1981	Walter Stanley	So.	19	138	7.3	70t	1
1982	Jeff Donaldson	Jr.	14	165	11.8	58	0
1983	Jeff Donaldson	Sr.	16	105	6.6	51	0
1984	Jo Jo Collins	Fr.	24	230	9.6	42	0
1985	Jo Jo Collins	So.	32	277	8.7	45	0
1986	Jeff Campbell	Fr.	26	254	9.8	27	0
1987	Jeff Campbell	So.	20	169	8.5	43	0
1988	Jo Jo Collins	Sr.	16	163	10.2	42	0
1989	Jeff Campbell	Sr.	25	365	14.6	55	0
1990	Dave McCloughan	Sr.	32	524	16.4	90t	2
1991	Darian Hagan	Sr.	25	287	11.5	37	0

1992	Deon Figures	Sr.	42	479	11.4	37	0
1993	Chris Hudson	Jr.	15	175	11.7	47	0
1994	Chris Hudson	Sr.	29	248	8.6	54	0
1995	Steve Rosga	Jr.	16	162	10.1	22	0
1996	Ryan Nunez	Fr.	25	161	6.4	27	0
1997	Damen Wheeler	So.	7	91	13.0	44	0
1998	Ben Kelly	So.	11	229	20.8	76t	2
1999	Ben Kelly	Jr.	28	166	5.9	19	0
2000	Roman Hollowell	Jr.	9	135	15.0	66t	1
2001	Roman Hollowell	Fr.	29	522	18.0	77t	2
2002	Jeremy Bloom	Sr.	20	336	16.8	80t	2
2003	Jeremy Bloom	So.	24	289	12.0	37	0
2004	Stephone Robinson	Fr.	35	269	7.7	48t	1
2005	Stephone Robinson	So.	25	248	9.9	81t	1
2006	Stephone Robinson	Jr.	15	76	5.1	36	0
2007	Chase McBride	Sr.	33	316	9.6	43	0
2008	Josh Smith	So.	28	292	10.4	51	0
2009	Jason Espinoza	So.	22	68	3.1	15	0
2010	Travon Patterson	Sr.	15	125	8.3	45	0
2011	Keenan Canty	Fr.	3	17	5.7	12	0
2012	Kenneth Crawley	Fr.	12	81	6.8	24	0
2013	Nelson Spruce	So.	9	45	5.0	19	0
2014	Nelson Spruce	Jr.	12	90	7.5	28	0
2015	Nelson Spruce	Sr.	10	61	6.1	45	0
2016	Isaiah Oliver	So.	14	164	11.7	68t	1

KICKOFF RETURNS

Year	Player	Class	No.	Yards	Avg.	Long	TD
1936	Byron White	Jr.	7	327	46.7	102t	1
1937	Byron White	Sr.	4	159	39.8	57	0
1946	Maurice Reilly	Sr.	11	193	17.5	29	0
1947	Harry Narcisian	Jr.	6	162	27.0	35	0
1948	Harry Narcisian	Sr.	9	240	26.7	43	0
1949	Gerald Apuzzo	Sr.	12	256	21.3	37	0
1950	Tom Brookshier	So.	4	89	22.3	28	0
1951	Carroll Hardy	Fr.	9	210	23.3	34	0
1952	Carroll Hardy	So.	12	386	32.2	84	0
1953	Ron Johnson	Fr.	6	210	35.0	97t	1
1954	Carroll Hardy	Sr.	5	157	31.4	42	0
1955	Bob Stransky	So.	5	123	24.6	40	0
1956	Howard Cook	So.	4	139	34.8	56	0
1957	Bob Stransky	Sr.	13	289	22.2	35	0
1958	Howard Cook	Sr.	4	118	29.5	43	0
1959	Loren Schweninger	So.	7	142	20.3	36	0
1960	Ted Woods	Jr.	7	187	26.7	95t	1
1961	Ted Woods	Sr.	8	165	20.6	38	0
1962	Bill Symons	So.	14	361	25.8	79	0
1963	Bill Symons	Jr.	18	355	19.7	32	0
1964	Bill Symons	Sr.	11	335	30.5	91t	1
1965	Charlie Greer	So.	11	210	19.1	30	0
1966	George Lewark	Sr.	8	193	24.1	33	0
1967	William Harris	Sr.	8	195	24.4	48	0
1968	Steve Engel	Jr.	7	176	25.1	40	0
1969	Bobby Anderson	Sr.	11	193	17.5	22	0
1970	Cliff Branch	Jr.	21	564	26.9	100t	2
1971	Cliff Branch	Sr.	9	191	21.2	41	0
1972	Ozell Collier	Jr.	12	231	19.3	41	0
1973	Steve Haggerty	Sr.	19	470	24.7	61	0
1974	Mike McCoy	Jr.	15	350	23.3	58	0
1975	Mike McCoy	Sr.	9	212	23.5	99	1
1976	Billy Waddy	Sr.	22	566	25.7	95	1
1977	Melvin Johnson	Sr.	10	223	22.3	48	0
1978	Howard Ballage	Sr.	18	530	29.4	100t	1
1979	Mark Haynes	Sr.	17	397	23.4	58	0
1980	Walter Stanley	Fr.	19	468	25.6	100t	1
1981	Walter Stanley	So.	30	704	23.5	58	0
1982	Richard Johnson	Sr.	11	233	21.2	36	0
1983	Shelby Nash	Sr.	24	456	19.0	34	0
1984	Jo Jo Collins	Fr.	10	154	15.4	27	0
1985	Jo Jo Collins	So.	6	88	14.7	38	0
1986	M.J. Nelson	Fr.	21	519	24.7	35	0
1987	Jo Jo Collins	Jr.	8	191	23.9	35	0
1988	M.J. Nelson	Jr.	12	265	22.1	39	0
1989	Mike Pritchard	Jr.	10	284	28.4	77	0
1990	Mike Pritchard	Sr.	16	331	20.7	36	0
1991	Charles Johnson	So.	10	194	19.4	28	0
1992	Erik Mitchell	So.	9	178	19.8	33	0
1993	Michael Westbrook	Jr.	5	102	20.4	34	0
1994	Rae Carruth	So.	7	145	20.7	29	0
1995	Lendon Henry	So.	11	262	23.8	41	0
1996	Marcus Stiggers	Fr.	12	210	17.5	35	0
1997	Ben Kelly	Fr.	25	777	31.1	99t	1
1998	Ben Kelly	So.	20	474	23.7	53	0
1999	Ben Kelly	Jr.	19	547	28.8	100t	2

2000	Roman Hollowell	Jr.	15	308	20.5	29	0
2001	Roman Hollowell	Sr.	21	431	20.5	52	0
2002	Roderick Sneed	Sr.	17	468	27.5	69	0
2003	Jeremy Bloom	So.	24	589	24.5	88t	1
2004	Terrence Wheatley	So.	16	357	22.3	59	0
2005	Stephone Robinson	So.	18	327	18.2	33	0
2006	Terry Washington	Sr.	10	194	19.4	25	0
2007	Terrence Wheatley	Sr.	37	919	24.8	68	0
2008	Josh Smith	So.	50	1,276	25.5	93t	1
2009	Darrell Scott	So.	21	564	26.9	48	0
2010	Toney Clemons	Jr.	10	255	25.5	53	0
2011	Josh Ford	So.	7	160	22.9	32	0
2012	Marques Mosley	Fr.	21	549	26.1	100t	1
2013	Ryan Severson	Fr.	36	795	22.1	48	0
2014	Phillip Lindsay	Fr.	36	849	23.6	51	0
2015	Donovan Lee	So.	22	540	24.5	37	0
2016	Anthony Julmisse	Fr.	17	384	22.6	48	0

TACKLES

Year	Player	Pos.	Class	UT	AT	Total	TFL
1964	Steve Sidwell	LB	Jr.	23	83	106
1965	Kerry Mottl	LB	So.	26	51	77
1966	Kerry Mottl	LB	Jr.	29	61	90
1967	Dick Anderson	DB	Sr.	51	51	102
1968	Rocky Martin	LB	Sr.	37	74	111
1969	Phil Irwin	LB	Jr.	35	58	93	10-39
1970	Phil Irwin	LB	Sr.	43	69	112	6-9
1971	Randy Geist	LB	So.	37	71	108	4-12
1972							



1976	Stuart Walker	So.	9	44
1977	Randy Westendorf	Sr.	17	74
1978	Laval Short	Jr.	11	63
1979	Laval Short	Sr.	12	87
1980	Pete Perry	Jr.	13	82
1981	Dave Alderson	So.	18	133
1982	Terry Irvin	Jr.	7	33
1983	Sandy Armstrong	Sr.	10	39
1984	George Smith	Sr.	13	84
1985	Dan McMillen	Sr.	18	105
1986	Curt Koch	Jr.	21	101
1987	Alfred Williams	Fr.	11	39
1988	Alfred Williams	So.	11	56
1989	Alfred Williams	Jr.	16	104
1990	Alfred Williams	Sr.	21	104
1991	Ron Woolfork	So.	18	119
1992	Leonard Renfro	Jr.	23	82
1993	Sam Rogers	Sr.	18	84
1994	Shannon Clavelle	So.	15	48
1995	Matt Russell	Jr.	16	45
1996	Ryan Olson	Jr.	16	61
1997	Nick Ziegler	Jr.	10	42
1998	Jesse Warren	Jr.	12	48
1999	Jashon Sykes	So.	15	24
2000	Anwawn Jones	Jr.	9	44
2001	Justin Banaan	Sr.	8	31
	Joey Johnson	Jr.	8	27
2002	Marques Harris	Sr.	14	50
2003	Gabe Nyenhuis	Sr.	12	50
2004	Brian Iwuh	Jr.	14	37
2005	Thaddeus Washington	Jr.	13	53
2006	Abraham Wright	Sr.	16	103
2007	Three tied with		11	...
2008	Brad Jones	Sr.	14	64
2009	Marquez Herrod	Jr.	10	43
2010	Michael Sipili	Sr.	11	34
2011	Josh Hartigan	Sr.	10	50
2012	Chidera Uzo-Diribe	Jr.	10	72
2013	Chidera Uzo-Diribe	Sr.	11	56
2014	Addison Gillam	So.	10	43
2015	Chidobe Awuzie	Jr.	13	48
2016	Jimmie Gilbert	Sr.	14	112

QUARTERBACK SACKS

Year	Player	Class	No.	Yards
1968	Mike Schnitker	Sr.	4	33
	Bill Brundige	Jr.	4	29
1969	Bill Brundige	Sr.	13	109
1970	Herb Orvis	Jr.	8	78
1971	Carl Taibi	Sr.	8	79
1972	Mark Cooney	Jr.	6	34
1973	Mark Sens	Sr.	5	47
1974	Troy Archer	Jr.	7	75
1975	Troy Archer	Sr.	7	48
1976	Ruben Vaughan	So.	6	36
1977	Randy Westendorf	Sr.	9	54
1978	Laval Short	Jr.	7 1/2	54
1979	Laval Short	Sr.	9	70
1980	Pete Perry	Jr.	3	33
	Graham Harrison	Jr.	3	23
1981	Dave Alderson	So.	8	61
1982	Four tied with		3	...
1983	Sandy Armstrong	Sr.	5	27
1984	George Smith	Sr.	4	41
	Dan McMillen	Jr.	4	32
1985	Dan McMillen	Sr.	14	86
1986	Curt Koch	Jr.	10	66
1987	Alfred Williams	Fr.	6	31
1988	Alfred Williams	So.	6	43
1989	Alfred Williams	Jr.	10 1/2	92
1990	Alfred Williams	Sr.	12 1/2	76
1991	Ron Woolfork	So.	13	102
1992	Ron Woolfork	Jr.	13 1/2	99
1993	Sam Rogers	Sr.	9 1/2	48
1994	Greg Jones	So.	6 1/2	30
1995	Greg Jones	Jr.	8	53
1996	Ryan Olson	Jr.	8 1/2	50
1997	Nick Ziegler	Jr.	5 1/2	32
1998	Fred Jones	Jr.	6 1/2	39
1999	Fred Jones	Sr.	4	43
2000	Brady McDonnell	Sr.	5 1/2	31
2001	Tyler Brayton	Jr.	4 1/2	37
2002	Tyler Brayton	Sr.	7	51

2003	Gabe Nyenhuis	Sr.	4	30
	James Garee	So.	4	30
2004	Matt McChesney	Sr.	7	38
2005	Thaddeus Washington	Jr.	5	36
	Abraham Wright	Jr.	5	28
2006	Abraham Wright	Sr.	11 1/2	93
2007	George Hypolite	Jr.	6	42
2008	Brad Jones	Sr.	7	51
2009	Marquez Herrod	Jr.	6	35
2010	Josh Hartigan	Jr.	7	46
2011	Josh Hartigan	Sr.	8	44
2012	Chidera Uzo-Diribe	Jr.	7	66
2013	Chidera Uzo-Diribe	Sr.	4	24
2014	Derek McCartney	Fr.	4 1/2	26
2015	Jimmie Gilbert	Jr.	6	38
2016	Jimmie Gilbert	Sr.	10 1/2	101

PASS DEFLECTIONS

Year	Player	Class	No.
1964	George Lewark	So.	4
1965	Three tied with		6
1966	Sam Harris	Sr.	7
1967	Dick Anderson	Sr.	6
1968	Jeff Raymond	Sr.	8
1969	Eric Harris	Sr.	17
1970	John Stearns	So.	9
1971	Randy Geist	So.	6
1972	Lorne Richardson	Sr.	8
1973	Rod Perry	Jr.	6
1974	Rod Perry	Sr.	7
1975	Mike L. Davis	Jr.	4
	Bart Roth	Jr.	4
1976	Mike Spivey	Sr.	9
1977	Odis McKinney	Sr.	8
1978	Mark Haynes	Jr.	6
1979	Mike E. Davis	Sr.	8
1980	Rickey Bynum	Jr.	5
1981	Jeff Donaldson	So.	8
	Victor Scott	So.	8
1982	Victor Scott	Jr.	8
1983	Jeff Donaldson	Sr.	7
1984	Lyle Pickens	Jr.	3
1985	Lyle Pickens	Sr.	10
1986	Mickey Pruitt	Jr.	13
1987	Michael Jones	So.	11
	Mickey Pruitt	Sr.	11
1988	Keith Pontiflet	Jr.	9
1989	Terry Johnson	Jr.	7
	Alfred Williams	Jr.	7
1990	Three tied with		7
1991	Deon Figures	Jr.	12
1992	Deon Figures	Sr.	8
1993	Chris Hudson	Jr.	6
	Dalton Simmons	So.	6
1994	Chris Hudson	Sr.	6
1995	T. J. Cunningham	Sr.	19


1996	Marcus Washington	So.	20
1997	Marcus Washington	Jr.	10
1998	Ben Kelly	So.	22
1999	Ben Kelly	Jr.	9
2000	Michael Lewis	Jr.	6
2001	Donald Strickland	Jr.	15
2002	Donald Strickland	Sr.	13
2003	Phil Jackson	Sr.	8
2003	Phil Jackson	Sr.	8
2004	Lorenzo Sims	So.	11
2005	Lorenzo Sims	Jr.	17
2006	Terrence Wheatley	Sr.	11
2007	Cha'pelle Brown	So.	12
2008	Cha'pelle Brown	Jr.	10
2009	Jalil Brown	Jr.	15
2010	Jalil Brown	Sr.	5
	Jimmy Smith	Sr.	5
2011	Greg Hendersom	Fr.	9
2012	Parker Orms	Jr.	6
2013	Greg Hendersom	Jr.	10
2014	Greg Hendersom	Sr.	14
2015	Ken Crawley	Sr.	13
2016	Ahkello Witherspoon	Sr.	22

SPECIAL TEAMS POINTS

Year	Player	Class	UT	AT	In20	KD	WB	Other	Pts.
1987	Jim Quackenbush	Sr.	3	6	4	2	1	8	24
1988	Keith Pontiflet	Jr.	8	4	2	0	0	9	23
1989	Paul Rose	Jr.	7	8	3	6	0	1	25
1990	Eric Hamilton	So.	12	3	3	5	1	0	24
1991	Tony Senna	Sr.	2	2	1	10	0	2	17
1992	Tim Ross	Fr.	5	2	5	6	0	0	18
1993	Greg Lindsey	Sr.	8	0	3	4	0	0	15
1994	Blake Anderson	Sr.	11	6	3	3	0	1	24
1995	Ryan Sutter	So.	11	9	4	4	1	2	31
1996	Ryan Sutter	Jr.	7	14	6	9	16	1	53
1997	John Sanders	Fr.	10	4	2	8	4	3	31
1998	Marcus Washington	Sr.	6	4	0	7	2	1	20
1999	Andy Peeke	So.	13	0	4	6	1	2	26
2000	John Minardi	Jr.	8	2	1	0	0	4	15
2001	Joey Johnson	Jr.	13	2	4	2	0	0	21
2002	Aaron Killion	Sr.	4	5	4	4	0	1	18
2003	Marcus Moore	Sr.	12	1	2	1	0	0	16
2004	Tom Hubbard	Jr.	4	2	2	3	0	1	13
2005	Terry Washington	Jr.	7	2	1	2	0	4	16
2006	Terry Washington	Sr.	11	2	3	0	0	4	20
2007	Jalil Brown	Fr.	10	3	2	7	0	9	31
2008	Jalil Brown	So.	4	2	1	3	0	15	25
2009	Travis Sandersfeld	So.	9	5	3	11	6	11	45
2010	Arthur Jaffee	Jr.	8	6	4	9	0	13	40
2011	Derrick Webb	So.	5	7	3	10	1	7	33
2012	Josh Moten	So.	8	0	2	5	0	7	22
2013	Ryan Iverson	Sr.	4	3	0	0	0	13	20
2014	Jordan Murphy	Jr.	6	2	4	16	0	2	30
2015	Jaleel Awini	Jr.	4	6	3	8	0	8	29
2016	Chidobe Awuzie	Sr.	6	3	0	0	0	18	27



Alfred Williams



Ryan Sutter



SEASON-BY-SEASON RESULTS



HOME GAME IN CAPS *conference game

1890 (0-4-0)

N15	at Denver Athletic Club	L	0-20
N22	COLORADO MINES	L	0-103
N29	at Colorado Springs A.A.	L	0-44
D13	COLORADO MINES	L	4-50
LE	*Ed Ingram		
LT	*George Darley		
LG	Charles Easley		
	*Howell Givens		
	Melvin Rust		
	Alex Durward		
C	*Charles McConnell		
RG	*Harry Layton		
	E.F. Garrison		
RT	*Delos Holden		
	James Garrett		
RE	*John Nixon		
Q	*Dr. C.L. Edmundson		
LH	Patrick Carney		
RH	*Homer James		
F	*Wesley Putnam		
	*Bert Kennedy		
	Conrad Bluhm		
	E. Newcomb		
Sub	Fritz Wilson		
Sub	Abram L. Mumper		

(*—the starters in CU's first-ever game.)

1891 (1-4-0)

O24	COLORADO MINES	L	6-10
O31	at Denver Athletic Club	L	0-42
N 3	DENVER A.C.	L	0-44
N 7	at Colorado Mines	L	0-6
N26	at Colorado Springs A.A.	W	24-4
LE	H.P. Gamble		
LT	H.P. Layton		
LG	V.R. Pennock		
C	Clarence Perry		
RG	James T. Muir		
RT	William McIntosh		
RE	Homer James		
	Abram L. Mumper		
Q	Patrick Carney		
LH	W.W. Putnam		
RH	Bert Kennedy		
F	Edwin Newcomb		
Sub	James T. Garrett		
Sub	Charles Easley		

1892 (3-2-0)

O22	at Denver	W	46-0
N 8	DENVER	W	46-0
N12	COLORADO MINES	L	10-16
N19	at Denver Athletic Club	L	6-42
F11	#at Colorado State	W	70-6

(#—challenge game in 1893.)

LE	Fred Carroll
LT	H. P. Layton
LG	B.M. Webster
C	Robert Schaefer
RG	William Arnett
RT	William McIntosh
RE	H. P. Gamble
Q	Patrick Carney
LH	W.W. Putnam
RH	James T. Garrett
F	Edwin Newcomb
Sub	Howells Givens
Sub	Charles Easley
Sub	G. S. Darley

COLORADO FOOTBALL ASSOCIATION

1893 (2-3-0)

S 30	at Denver Athletic Club	L	0-14
O 7	*COLORADO STATE	W	44-6
O14	at Highland School#	W	4-0
N 7	*at Colorado Mines	L	10-24
N18	at Denver Athletic Club	L	4-32

#—later known as State Preparatory School; now Boulder High School.

LE	Fred Carroll
LT	M. J. Crandall
LG	William H. Caley
C	Robert Schaefer
RG	William Arnett
RT	William McIntosh
RE	H.P. Gamble
Q	Patrick Carney
LH	H. P. Layton
RH	George McClure
F	G. F. Wales
Sub	William Rooney
Sub	Bliss (first name N/A)
Sub	George O'Brien

1894 (8-1-0)

O 6	EAST DENVER H.S.	W	46-0
O13	at Denver Athletic Club	W	12-4
O20	*DENVER	W	44-0
O27	*COLORADO STATE	W	67-0
O31	WEST DENVER H.S.	W	26-4
N 3	*at Denver	W	49-4
N 6	*at Colorado Mines	W	20-0
N24	at Denver Athletic Club	L	6-20
N30	*COLORADO MINES	W	18-0
LE	H. P. Gamble		
LT	M. J. Crandall		
	M. C. Whitaker		
LG	E. D. Mc Gill		
C	R. W. Schaefer		
RG	W. D. Arnett		
Q	R. R. Graham		
LH	H. P. Layton		
RH	H. Chase		
F	G. F. Wales		
Subs	several		

1895 (5-1-0)*

O13	DENVER MANUAL H.S.	W	36-0
O26	DENVER WHEEL CLUB	W	32-0
N 5	*DENVER	W	28-0
N 9	at Denver Athletic Club	L	10-22
N16	*at Colorado College	W	38-10
N28	*COLORADO MINES	W	14-0
LE	Fred Carroll		
LT	M. J. Crandall		
LG	C. W. McCoy		
C	H. M. Dawson		
RG	H. A. Stroup		
RT	M. C. Whitaker		
RE	C. F. Clay		
Q	R. R. Graham		
LH	W. H. Caley		
RH	E. P. Dillon		
F	H. P. Gamble		
Subs	several		

*—Fred Folsom took over as head coach for second game; no head coach in opener.

1896 (5-0-0)

O 3	DENVER MANUAL H.S.	W	42-0
O10	EAST DENVER H.S.	W	41-0
N 3	*at Colorado Mines	W	30-0
N15	*COLORADO COLLEGE	W	50-0
N26	at Denver Athletic Club	W	8-6
LE	J. E. Rogers		
LT	M. J. Crandall		
LG	C. E. McCoy		
C	W. L. Turman		
RG	H. G. Garwood		
RT	E. C. Robinson		
RE	C. F. Clay		
Q	H. C. Chase		
LH	R. W. Schaefer		
RH	E. P. Dillon		
F	H. P. Gamble		

1897 (7-1-0)

O 2	EAST DENVER H.S.	W	22-0
O 9	WEST DENVER H.S.	W	52-0
O16	DENVER MANUAL H.S.	W	18-0
O23	LITTLETON A.C.	W	30-0
N 2	*at Colorado College	W	8-0
N 6	at Denver Wheel Club	W	22-0
N13	*COLORADO MINES	W	36-2
N25	at Denver Athletic Club	L	0-8
LE	W. P. Hatch		
LT	Barry Hogarty		
LG	G. Spangler		
RG	R. W. Schaefer		
	E.P. Dillon		
RT	E. A. Austin		
RE	C. F. Clay		
Q	Harry Chase		
LH	J. E. Rogers		
RH	W. W. Shilling		
F	Lewis McCreery		

1898 (4-4-0)

O 8	NORTH DENVER H.S.	W	41-0
O15	EAST DENVER H.S.	W	42-0
O22	*at Colorado College	L	0-22
O29	at Denver Athletic Club	L	5-11
N 8	DENVER WHEEL CLUB	W	29-0
N12	*at Colorado Mines	L	0-12
N17	NEBRASKA	L	10-23
N24	at Denver Athletic Club	W	23-5
LE	T. H. Ketchem		
	Wellington, Howard		
	J. O. Miller		
LT	Barry Hogarty		
LG	O. Garwood		
	W. D. Arnett		
C	F. H. Wolcott		
RG	H. G. Garwood		
RT	G. A. Carlson		
RE	M. T. Rothwell		
Q	Joseph S. Rogers		
LH	William McMurray		
RH	W. W. Shilling		
	Harry S. Thayer		
F	A. C. Whittemore		
	F. H. Merten		

1899 (7-2-0)

S 20	at State Prep School	W	6-0
S 27	DENVER MANUAL H.S.	W	46-0
O 3	WEST DENVER H.S.	W	21-0
O10	at East Denver H.S.	W	33-0
O15	*at Colorado State	W	63-0
O23	at Denver Wheel Club	W	5-0
O31	*COLORADO MINES	W	25-6
N 7	*at Colorado College	L	5-17
N30	at Denver Athletic Club	L	6-11
LE	J.E. Rogers		
LT	E. C. Robinson		
C	F. H. Wolcott		
	Wilson Turman		
RG	H. G. Garwood		
RT	George A. Carlson		
RE	John Carlson		
Q	William McMurray		
LH	H. S. Thayer		
RH	John S. Patterson		
F	F. H. Merten		
Subs	several		

1900 (6-4-0)

S 18	at Denver Manual H.S.	W	29-0
S 25	at West Denver H.S.	W	18-0
O 1	STATE PREP SCHOOL	W	23-5
O 8	at Northern Colorado	W	41-0
O15	*COLORADO STATE	W	29-0
O22	at Denver Wheel Club	L	0-11
O29	*COLORADO MINES	L	0-11
N 5	WYOMING	W	10-6
N12	*at Colorado College	L	0-21
N29	DENVER A.C.	L	0-24
LE	H. T. O'Conner		
	W. P. Hatch		
LT	O. C. Fowler (LG, C)		
	A. C. McCain (F)		
	A. B. Tonkin (C)		
LG	Wilson Turman		
C	T. J. Doyle		
	W. A. Carlson		
RG	H. G. Garwood		
RT	George A. Carlson		
Q	H. R. Whitehead		
LH	J. Affolter (F)		
	H.S. Thayer		
	O. E. Garwood (G)		
RH	F. H. Wolcott		
	John S. Patterson		
F	A. B. Jebb		
	Wellington Howard		

1901 (5-1-1)


S 17	STATE PREP SCHOOL	W	5-0
S 24	ALUMNI	W	6-0
S 30	at State Prep School	T	0-0
O 8	DENVER WHEEL CLUB	W	11-0
O15	*at Colorado College	W	11-2
O22	*COLORADO MINES	W	23-0
N28	at Denver Athletic Club	L	0-29
LE	Ralph Glaze		
LT	T.P. Foote		
	O. C. Fowler (RG, C)		
C	A. B. Tonkin		
RG	J. F. Pughtz		
	T. J. Doyle (C)		
RT	George A. Carlson		
	W. A. Carlson		
RE	H. S. Rubidge		
Q	H. R. Whitehead		
LH	C. E. Pate		
	M. M. McNutt		
RH	H. T. Conner		
	John S. Patterson		
F	N. W. Hill		
	H. S. Thayer (LH)		

1902 (5-1-0)

S 27	STATE PREP SCHOOL	W	12-0
O 4	at Nebraska	L	0-10
O11	*DENVER	W	24-0
O18	*at Colorado State	W	11-6
O25	*COLORADO COLLEGE	W	12-6
N 3	*COLORADO MINES	W	28-0



The 1899 Colorado team, with Coach Fred Folsom pictured at upper left.



The campus field in 1920.

LE	Dewey C. Bailey Jr.
	June J. Wilson
LT	A. C. McCain
	T. Percy Foote
LG	O. S. Fowler
C	A. B. Tonkin
RG	Claude Coffin
RT	Mart Christensen
	Andrew T. Monson
LH	Everett Owens
	Eugene H. Dawson
	Dudley Abbott (RH)
	H. B. Dwight
	Maurice McNutt
	Charles B. Allen
RH	Charles B. Allen Jr.
RE	H. S. Rubidge (F)
	Alvin J. Forbess
Q	Harry R. Whitehead
	Vance (first name N/A)
	O. K. Willey
F	James Garcia
	Ernest L. Pate

1903 (8-2-0)

S 26	at State Prep School	W 40- 0
O 3	UTAH	W 22- 0
O 10	*COLORADO STATE	W 5- 0
O 17	KANSAS	L 11-12
O 24	NEBRASKA	L 0-31
O 31	*at Colorado Mines	W 17- 0
N 7	*at Denver	W 10- 0
N 14	*at Colorado College	W 31- 6
N 21	MISSOURI MINES	W 38- 0
D 5	COLORADO MINES**	W 23- 5

**—post season challenge game

LE	Ray Roberts
LT	T. Percy Foote
LG	O. S. Fowler
C	A. B. Tonkin
	A. T. Monson
RG	Claude Coffin
RT	Herman Sturm
RE	William Trudigan
Q	Everett Owens
LH	A. C. Kingsbury
RH	W. E. Johnson
F	J. B. Becker
	E. R. Mills

1904 (6-2-1)

S 24	ALUMNI	W 6- 0
O 1	at Utah	W 33- 6
O 8	NEBRASKA	W 6- 0
O 15	at Kansas	T 6- 6
O 22	*at Colorado Mines	L 10-13
O 29	*at Denver	W 57- 0
N 5	*at Colorado College	W 23- 0
N 12	*COLORADO STATE	W 46- 0
N 25	Stanford (in Denver)	L 0-33

LE	Mart Christensen
	Avery Leavitt
	Hal Johnson
LT	Claude Coffin
LG	Douglas Roller
	Leonard C. Jordan
C	John F. Brusse
RG	Chester R. Karnop
RT	Howard Smith
Q	Everett Owens
	Robert E. Mauff
LH	Eugene H. Dawson
	Elwin M. Caley
RH	William E. Johnston
RE	Charles P. Allen Jr.
	George H. Kavanaugh
	John Salberg
F	Ray Roberts

1905 (8-1-0)**

S 30	at North Denver H.S.	W 28- 0
O 7	at Regis College	W109- 0
O 14	ALUMNI	W 23- 0
O 21	WYOMING	W 69- 0
O 28	Kansas (in Denver)	W 15- 0
N 4	UTAH	W 46- 5
N 11	at Nebraska	L 0-18
N 18	WASHBURN (Kan.)	W 30- 5
N 30	Haskell (in Denver)	W 39- 0

**—no conference schedule in 1905

LE	John Salberg
LT	R. Claire Coffin
LG	Ray Barr
C	Nat Farnworth
RG	Leonard C. Jordan
RT	T. Percy Foote
	Douglas A. Roller
Q	William Trudigan
	A. D. Wilson
LH	Charles C. Moore
	R. R. Knowles
RH	Elwin M. Caley
	Frederick Siegmund
RE	Mart Christensen
F	Ray Roberts
	D. W. Thomas

1906 (2-3-4)

S 29	STATE PREP SCHOOL	W 22- 0
O 6	ALUMNI	T 0- 0
O 13	*DENVER	W 6- 0
O 20	at Washburn (Kan.)	T 0- 0
O 27	at Kansas	L 0-16
N 3	*COLORADO COLLEGE	L 0- 6
N 10	*at Colorado State	T 0- 0
N 17	at Utah	L 0-10
N 29	*Colorado Mines (in Denver)	T 0- 0

LE	J. T. Salberg
	Mart Christensen
LT	R. Claire Coffin
LG	D. A. Roller
C	Nat Farnworth
RG	A. R. Barr
RT	Joseph Kimmel
RE	Joseph Morrison
Q	William Trudigan
LH	R. R. Knowles
RH	Roy P. Roberts
	G. A. Pughe
	Charles C. Moore
	Murray B. Reid
	Rudolph Weiner
	D. W. Thomas

1907 (5-3-0)

O 1	STATE PREP SCHOOL	W 40- 0
O 5	*DENVER	W 29- 4
O 12	ALUMNI	W 5- 0
O 19	*COLORADO STATE	W 17-13
O 26	at Nebraska	L 8-22
N 9	*at Colorado College	L 0-10
N 16	*UTAH	W 24-10
N 28	*Colorado Mines (in Denver)	L 4- 5

LT	R. Claire Coffin
LG	A. R. Barr
C	Nat Farnworth
	Roy H. Ortner
RG	John T. O'Brien
RT	Joseph C. Kimmel
Q	Ward Randolph
	E. Stirrett
	H. Van Meter
LH	G. A. Pughe
RH	R. R. Knowles

F	D. W. Thomas
	Rudolph Weiner
	H. A. Stocker
E	Joseph Morrison
	Reed Morrill
	Ray Zimmers
H	Roy P. Roberts
	Murray F. Reid

1908 (5-2-0)

S 25	at Longmont H.S.	W 6- 0
O 11	at State Prep School	W 29- 0
O 24	*at Colorado State	W 8- 0
N 3	*COLORADO COLLEGE	W 14- 0
N 14	at Utah	L 14-21
N 21	*DENVER	L 10-14
N 26	*COLORADO MINES	W 15- 0

LT	R. Claire Coffin
LG	A. R. Barr
C	Clem A. Newton
	Ernest Prince
RG	John T. O'Brien
RT	Joseph C. Kimmel
LH	R. R. Knowles
	R. P. Roberts
	John McFadden
RH	T. E. Keim
Q	A. Elmer Stirrett
F	Murray B. Reid
E	H. A. Stocker
	Joseph Morrison
	A. A. Paddock
	Samuel E. Bowler

COLORADO FACULTY ATHLETIC CONFERENCE

1909 (6-0-0)

O 2	STATE PREP SCHOOL	W 3- 0
O 9	ALUMNI	W 3- 0
O 23	*at Colorado State	W 57- 0
N 6	NEW MEXICO	W 53- 0
N 13	*at Colorado College	W 9- 0
N 25	*Colorado Mines (in Denver)	W 16- 0

LE	Frank Gilligan
LT	James E. Slusher
	J. C. Warkley
LG	John T. O'Brien
C	Clem A. Newton
RG	Ernest Prince
RT	Samuel E. Bowler
RE	J. Warner Mills
Q	Elmer Stirrett
	Ward Randolph
LH	John F. McFadden
RH	Archie B. Heaton
	Thurman E. Keim
F	Harry S. Stocker
	John D. Rich

ROCKY MOUNTAIN ATHLETIC CONFERENCE

1910 (6-0-0)

O 1	STATE PREP SCHOOL	W 20- 0
O 8	ALUMNI	W 11- 0
O 22	WYOMING	W 14- 3
O 29	*UTAH	W 11- 0
N 12	*at Colorado State	W 44- 0
N 24	*at Colorado Mines	W 19- 0

LE	Frank Gilligan
LG	Edgerton Crouter
C	Neil E. Davenport
T	Ralph Andrus
	Henry S. Cooper
RG	John T. O'Brien
RE	J. Warner Mills
LH	John D. Rich
	John D. McFadden
RH	A. B. Heaton
Q	Warren Hartman
	Lyle Bowman
F	Earl Carmichael

1911 (6-0-0)

O 14	ALUMNI	W 11- 0
O 28	WYOMING	W 18- 3
N 4	*COLORADO COLLEGE	W 8- 2
N 11	*COLORADO STATE	W 31- 0
N 18	*at Utah	W 9- 0
N 30	*Colorado Mines (in Denver)	W 11- 0

LE	Frank A. Kemp
LT	Cecil Van Grundy
LG	John C. Warkley
	Carl Knowles
C	Neil E. Davenport
RG	Edgerton Crouter
RT	Henry S. Cooper
RE	J. Warner Mills
Q	Warren Hartman
	Wightman (first name N/A)
LH	John T. McFadden
RH	E. R. Nelson
	Roy Pigg
F	John D. Rich

1912 (6-3-0)

S 28	ALUMNI	W 20- 0
O 5	UTAH STATE	W 16- 3
O 12	*at Colorado State	L 0-21
O 19	WYOMING	W 75- 0
N 2	*at Colorado College	W 10- 7
N 9	*Utah (in Denver)	W 3- 0
N 16	at Kansas State	L 6-14
N 23	*COLORADO MINES	L 3-24
N 28	Oklahoma (in Denver)	W 14-12

LE	Frank A. Kemp
LG	William W. Sloan
C	Clarence L. Eckel
T	Ralph Andrus
	Frank J. Gartland
RE	Giley R. McConnell
Q	Warren Hartman
	E. W. Glendenning (E)
F	Carl Knowles
	Wayne F. Ivers
	R. Lyle Dowing
E	C. B. Johnson
	G. Emory Lines
H	John T. Donovan
	Frank E. Stattery
	Phillip McCary

1913 (5-1-1)

O 4	at Wyoming	W 7- 0
O 11	ALUMNI	W 6- 0
O 18	*COLORADO STATE	W 16- 7
O 25	*COLORADO COLLEGE	T 0- 0
N 8	*at Utah	W 30-12
N 15	*Colorado Mines (in Denver)	W 20- 0
N 27	Oklahoma (at Okla.City)	L 3-14

LE	Kirk Huber
LT	Carl Knowles
	Paul F. McBride
LG	Walter L. Spring
	William L. Sloan
	Edward Knowles
C	Clarence L. Eckel
	Scott Heckman
RG	Roscoe Healey
	Letcher R. Gentry
RT	Frank Powars
RE	Giley R. McConnell
	Frank Allen
Q	F. J. Walters
LH	John Donovan
RH	E. R. Nelson
	Phillip McCary
F	Wayne F. Ivers

1914 (5-1-0)

O 3	ALUMNI	W 27- 3
O 17	*at Colorado State	W 33- 6
O 31	*at Colorado College	W 10- 7
N 7	*UTAH	W 33- 0
N 14	*Colorado Mines (in Denver)	L 2- 6
N 26	*at Denver	W 6- 0



LE	Kirk Huber
LT	Paul F. McBride
LG	William W. Sloan
C	Walter Ziegler
	C. W. Reese
RG	Edward Knowles
	Roscoe Healey
RT	Harry Gammon
	Frank Powars
RE	E. W. Glendenning
	Paul Guthrie
	Frank Allen
Q	F. J. Walter
F	Wayne F. Ivers
H	Virgil E. Sells
	E. Raymond Nelson
	John X. Donovan
	Phillip McCary
	Hamilton Cooper

1915 (1-6-0)

O 2	WYOMING	W 30- 0
O 9	*COLORADO STATE	L 6-23
O 23	*COLORADO COLLEGE	L 0-44
O 30	*at Utah	L 3-35
N 6	*Colorado Mines (in Denver)	L 6-13
N 13	*at Denver	L 0- 7
N 26	at Washington	L 0-46
E	Wibur Adams	
	J. S. Griffin	
	E. C. Harvey	
H	Gerry Chapman	
	W. H. Cooper	
	E. R. Nelson	
T	Robert Neuman	
	F. W. Robertson	
	W. L. Spring	
G	A. B. Blake	
	H. Eschenburg	
	William Grieg	
	J. D. Randall	
C	Victor Adams	
Q	Frank Cotts (F)	
	Edwin Evans	
	F. J. Walter	
F	P. C. Kemp	
	R. A. Talbot	

1916 (1-5-1)

O 7	ALUMNI	T 0- 0
O 14	*WYOMING	W 16-10
O 21	*DENVER	L 0- 7
O 28	*at Utah	L 0-28
N 10	*at Colorado College	L 0-58
N 18	*Colorado Mines (in Denver)	L 10-27
N 30	*COLORADO STATE	L 14-32
LE	J. H. Reed	
LT	William Williams	
LG	John D. Randall	
C	Victor Adams	
RG	Elvin R. Scheidegger	
RT	Wilbur W. Adams	
RE	Alfred Sylvester	
Q	Edwin Evans	
LH	George Costello	
RH	Elbridge G. Chapman	
F	Philip C. Kemp	
G	Raymond Sandhouse	
	Maurice Shugren	
	William Dobler	
T	Harold Eastman	
	Herman Eschenburg	

1917 (6-2-0)

S 22	ALUMNI	W 6- 0
S 29	at Northern Colorado	W 54- 0
O 13	*at Denver	L 0- 7
O 20	*Colorado Mines (in Denver)	W 12- 0
N 3	*COLORADO COLLEGE	W 18-17
N 10	*UTAH	W 18- 9
N 17	*at Utah State	L 0-23
N 29	*at Colorado State	W 6- 0
LE	Alva A. Noggle	
LT	William Williams	
LG	N. B. Loper	
	Roland Trowbridge	
	Bernard Yegge	
C	Walter B. Franklin	

RG	Charles Shapiro
RT	Victor Adams
RE	Carl Samuelson
Q	Leslie K. Eastman
LH	Charles Lille
RH	George Costello
F	Carl L. Fulghum
HB	Harold Sears
Sub	Evan Eastman
Sub	Carlton Robinson

1918 (2-3-0)

N 16	NORTHERN COLO.	L 0- 9
N 20	THE LIEUTENANTS	W 20- 6
N 23	*at Denver	L 0- 6
N 28	*COLORADO STATE	W 16-13
D 7	*COLORADO COLLEGE	L 7- 8

LE	James Lee Willard
LT	James Brown
LG	Charles Shapiro
C	Robert Strain
RG	Karl Eppich
	William Lord
RT	D. Doush
Q	A. Weiss
LH	Leslie K. Eastman
	Chester M. Schrepferman
	Carlin Allen
RH	Ted Williams
RE	L. Belcher
F	Raymond Savage
Sub	Robert Muth
Sub	Cohig (first name N/A)

1919 (2-3-1)

O 11	*at Colorado State	L 7-49
O 18	*at Denver	W 26- 7
O 25	*COLORADO COLLEGE	T 14-14
N 8	*at Utah	L 0- 7
N 15	*UTAH STATE	L 7-19
N 29	*COLORADO MINES	W 33- 0

LE	Alva R. Noggle
LT	Wilbur Adams
LG	Victor Adams
C	W. B. Franklin
RG	Thomas Hogan
RT	Robert Muth
RE	Robert Breckenridge
Q	Chester Schrepferman
LH	George Costello
RH	Henry B. Abbett
RW	James Brown
F	Raymond Savage
	Carl Fulghum
G	Warren Thompson
HB	James Lee Willard
	Robert Starks

1920 (4-1-2)

O 16	*at Denver	W 31- 0
O 23	*at Wyoming	W 7- 0
O 31	*COLORADO COLLEGE	T 7- 7
N 6	*UTAH	L 0- 7
N 13	*Colorado Mines (in Denver)	W 7- 0
N 20	*COLORADO STATE	T 7- 7
N 25	at Oklahoma State	W 40- 7

LE	Alva R. Noggle
L	Carl Fulghum
G	Warren Thompson
	Charles T. Alexander
	Homer Britzman
RE	James Brown
C	Louis Vidal
Q	Chester M. Schrepferman
RE	Walter B. Franklin
HB	James Lee Willard

	Anthony Cush
	Charles Lillie
F	Willard Suess
T	Sam Zuckerman
	Robert Muth
	Robert Starks

1921 (4-1-1)

O 22	*DENVER	W 10- 7
O 29	at Chicago	L 0-35
N 4	*COLORADO COLLEGE	W 35-14
N 12	*at Utah	T 0- 0
N 19	*at Colorado State	W 10- 0
N 24	*COLORADO MINES	W 10- 7

L	Carl Fulgham
G	C. Alexander
	Harry LeFevre
	Homer Britzman
E	Alva R. Noggle
	Walter B. Franklin
C	John Mellet
Q	Arthur Quinlan
	James Lee Willard
HB	George Touhy
	Earl Losier
F	Delbert Jack
T	Robert Muth
	Donald McLean
	Howard Smith

1922 (4-4-0)

O 7	at Regis College	W 14- 0
O 14	*NEW MEXICO	W 3- 0
O 21	*UTAH	L 0- 3
O 29	*at Denver	L 0-16
N 4	*COLORADO STATE	W 7- 0
N 11	*at Colorado College	L 10-21
N 18	at Kansas	L 6-39
N 23	*Colorado Mines (in Denver)	W 16- 0

G	George Beveridge
	Donald Keim
E	Homer Berger
	Karl Walter
C	Mortimer Stillwell
Q	Arthur Quinlan
H	Earl Losier
	Riley Hopper
F	Delbert Jack
T	Donald McLean
	Howard Smith
	Charles Alexander
Sub	D. Nichols
Sub	T. Akerberg

1923 (9-0-0)

O 7	*BRIGHAM YOUNG	W 41- 0
O 14	WESTERN STATE	W 51- 0
O 21	NORTH. COLORADO	W 60- 0
O 27	*at Denver	W 21- 7
N 3	*COLORADO COLLEGE	W 17- 7
N 10	*at Colorado Mines	W 47- 0
N 17	*at Utah	W 17- 7
N 24	*at Wyoming	W 20- 3
N 29	*at Colorado State	W 6- 3

G	William McGlone
	Kenneth Mead
	Kenneth Sawyer
E	Jack Healey
	Fred Johnson
	Richard Handy
C	William McNary
Q	Hatfield Chilson
H	Arthur Quinlan
	Earl Losier
	Fred Hartshorn
	William Bohn
T	Donald McLean
	Paul Steward

Player	Seasons
Joel Klatt	2003-05

1924 (8-1-1)

O 4	WESTERN STATE	W 31- 0
O 11	REGIS	W 98- 0
O 18	Gale Weidner	W 99- 61
O 25	at Colorado College	W 26- 15
	at Wyoming	W 41- 0
N 1	*UTAH	W 3- 0
N 8	*COLORADO MINES	W 38- 0
N 15	*at Denver	T 0- 0
N 22	*COLORADO STATE	W 36- 0
D 25	at Hawaii-Navy All-Stars	W 43- 0
J 1	at Hawaii	L 0-13

G	William F. McGlone
	David M. Scoville
	Kenneth Mead
E	Carmean
	Rialto Philleo
	Fritz Johnson
C	John Dozier
	William S. McNary
Q	Hatfield Chilson
H	Fred H. Hartshorn
	William Bohn
	Witte Meyer
	Dickey
F	Jack Healey
T	Joseph Sisson
	Paul Steward

1925 (6-3-0)

S 26	CHADRON STATE	L 0- 3
O 3	*MONTANA STATE	W 23- 3
O 7	at Creighton	W 14- 6
O 24	*at Utah	L 7-12
O 31	*at Colorado Mines	W 14- 3
N 7	*COLORADO COLLEGE	W 23- 6
N 14	*at Colorado State	L 0-12
N 21	*WESTERN STATE	W 34- 0
N 26	*at Denver	W 41- 0

G	Robert Breitenstein
	William McGlone
E	Fritz Johnson
	Rialto Philleo
	Jack Healey
C	William McNary
	David Scoville (C)
Q	Hatfield Chilson
H	Kenneth Mead
	Max Chamberlain
F	Frank Pexton
	William Bohn
	John Adams
T	John Wolff
	George Waite

1926 (3-5-1)

O 2	CHADRON STATE	W 25- 0
O 9	*MONTANA STATE	L 3- 6
O 16	*WYOMING	T 13-13
O 23	*UTAH	L 3-37
O 30	*at Colorado College	L 0-21
N 6	*at Colorado Mines	W 12- 0
N 13	*COLORADO STATE	L 0- 3
N 20	*NORTH. COLORADO	W 12- 3
N 25	*at Denver	L 9-20

G	William McGlone
	John Wolff
	Bob Breitenstein
E	Chris Bartlett
	Harold Sheldon
	Dean Stapp
	Ralph Prator
C	David Scoville
	Maury Witches
Q	Max Chamberlain
	George Wittemeyer
H	James Connell
	James Castetter
	Neil Curlee
F	William Bohn
T	George Waite
	Robert Ziegler
	William Crompton
Sub	William Ramsey

1927 (4-5-0)

O 1	*WESTERN STATE	W 25- 6
O 8	*at Montana State	L 6-12
O 15	*NORTH. COLORADO	W 43- 0
O 22	*at Utah	L 13-20
O 29	*COLORADO MINES	W 28-18
N 5	*COLORADO COLLEGE	W 7- 6
N 12	at Southern California	L 7-46
N 19	*at Colorado State	L 7-39
N 24	*at Denver	L 0-48

G	Bazil Penney
	Robert Breitenstein
E	Chris Bartlett
	Robert Spencer
	Alan Loucks



Byron Bradford
Ralph Prator
C Jere Gress
Ralph Lawrence
Q George Wittemeyer
H Donald Bagnell
Charles Smith
Francis Reagan
F William Smith
T William Crompton
Jack Wolff
George Stevers
BF Colton Babcock
James Connell
Max Chamberlain

C Bernard Teets
Willis Crosby
Q Pete Middlemist
James Haley
George Grosvenor
H Sidney Pleasant
Frank McGlone
George Newton
F Robley Nelson
Raymond Stenzel
T Paul Sawyer
Ernest Bolen
Kenneth McLean
Fletcher Birney

G Ralph March
Delbert Ritchhart
E Sydney Buka
Merle Lefferdink
Edwin Nelson
Doy Neighbors
Clayton White
C Stanford Hartman
Burt McGhee
David Murphy
Q James Counter
George Grosvenor
William Lam
H Kenneth Anderson
Richard Bailey
Frank McGlone
F Robley Nelson
Raymond Stenzel
Edward Wagner
T Boyd Bailey
Vernon Drain
Walter Driskill
Kenneth McLean

1936 (4-3-0)

O 3 OKLAHOMA L 0-8
O17 *COLORADO MINES W 33-0
O24 *at Colorado State W 9-7
O31 *at Colorado College W 7-0
N 7 *UTAH W 31-7
N14 *at Utah State L 13-14
N26 *at Denver L 6-7

G Harry Humphry
Frank Rogel
Louis Smith
Francis Stevens
E Joe Davies
Royal Dow
Lyman Hardy
Leon Lavington
Arthur Unger
C John Edgar Boyd
Gene Moore
Q John Slovek
Byron White
H John Appleby
Robert Gilbert
Orville Nuttall
L. Steffenhagen
Floyd Trachsel
F Joe Antonio
Ervin Cheney
T John Brown
Elmer Holmes
Abe Levine

1928 (5-1-0)

O13 *at Northern Colorado W 21-6
O20 *COLORADO MINES W 39-0
O27 *UTAH L 6-25
N10 *COLORADO STATE W 13-7
N17 *at Colorado College W 24-19
N29 *at Denver W 7-0

1931 (5-3-0)

S 26 #Oregon State (N) L 0-16
O10 *COLORADO MINES W 27-0
O17 MISSOURI W 9-7
O24 *at Colorado State L 6-19
N 7 *DENVER W 25-6
N14 *at Utah L 0-32
N21 *COLORADO COLLEGE W 17-7
N26 at Arizona W 27-7
#—at Portland, Ore.

1934 (6-1-2)

S 29 at Kansas T 0-0
O 6 MISSOURI T 0-0
O12 *at North. Colorado (N) L 7-13
O20 *at Brigham Young W 48-6
O27 *COLORADO STATE W 27-9
N 3 *at Colorado Mines W 40-6
N10 *UTAH W 7-6
N17 *at Colorado College W 31-0
N29 *at Denver W 7-0

G Chester Volkman
John Harris
Buster Bernard
E Ralph Prator
Clarence Quinlan
George Carlson
Robert Spencer
Gerald Henaghan
C Maury Witcher
Jere Gress
Kenneth Curlee
Q Stuart Beresford
Warren D. McKelvey
H Charles Smith
Robert Lang
John Robinson
F William Smith
T Chester Nelson
Choice Elliot

G Raymond Linder
Edward Peate
William Railey
Daniel Beaton
John Burg
E Paul Bradley
Clayton White
Harmon Davis
Robert Buirgy
Bernard Teets
C Willis Crosby
Q Pete Middlemist
James Haley
George Grosvenor
H Sidney Pleasant
Frank McGlone
George Newton
F Robley Nelson
Raymond Stenzel
T Paul Sawyer
Ernest Bolen
Kenneth McLean
Fletcher Birney

G Ralph March
Laurence Modrich
Dave Murphy
Delbert Ritchhart
E Kenneth Anderson
Egon Hansen
Lyman Hardy
Edwin Nelson
Henry Simons
C Stanford Hartman
Donald Leshner
Q James Counter
William Lam
H Clyde Gelwick
Doy Neighbors
Almon Oviatt
Otto Staab
F Ervin Cheney
Eddie Wagner
T Boyd Bailey
Vernon Drain
Walter Driskill
Frank Rogel

1937 (8-1-0)

O 2 MISSOURI W 14-6
O 9 *UTAH STATE W 33-0
O16 *BRIGHAM YOUNG W 14-0
O23 *COLORADO STATE W 47-0
O30 *COLORADO MINES W 54-0
N 6 *at Utah W 17-7
N13 *COLORADO COLLEGE W 35-6
N25 *at Denver W 34-7
J 1 †Rice (#18) L 14-28
†Cotton Bowl at Dallas, 1938.

1929 (5-1-1)

O 5 REGIS COLLEGE W 27-13
O12 *NORTH. COLORADO W 19-0
O19 *at Utah L 0-40
N 2 *DENVER T 0-0
N 9 *at Colorado Mines W 13-9
N16 *at Colorado State W 6-0
N23 *COLORADO COLLEGE W 13-7

1932 (2-4-0)

O 1 *at Colorado Mines W 31-0
O 8 *UTAH STATE W 26-7
O22 *COLORADO STATE L 6-7
N 5 *UTAH L 0-14
N12 *at Colorado College L 0-12
N24 *at Denver L 0-6

1935 (5-4-0)

S 28 at Oklahoma L 0-3
O12 at Missouri L 6-20
O19 *COLORADO MINES W 58-0
O26 *COLORADO STATE W 19-6
N 2 *COLORADO COLLEGE W 23-0
N 9 *at Utah W 14-0
N16 KANSAS L 6-12
N23 *WYOMING L 0-6
N28 *at Denver W 14-0

G Bernard Buster
Bernard Teets
William Railey
E George Carlson
Alan Loucks
Clarence Quinlan
Robert Spencer
C Kenneth Curlee
Maury Witcher
Q Francis Reagan
Pete Middlemist
H Warren McKelvey
Sidney Pleasant
F William Smith
T Ernest Bolen
Howard Grant
Paul Sawyer
Choice Elliot

G Raymond Linder
Wallace Taylor
E Merle Lefferdink
Doy Neighbors
Clayton White
C Robert Clements
Stanford Hartman
Meredith Jameson
Edward Peate
Q George Grosvenor
H Virgil Britton
James Counter
Frank McGlone
George Newton
Raymond Stenzel
Clyde Gelwick
F Almon Oviatt
Otto Staab
T Boyd Bailey
Vernon Drain
Kenneth McLean

G Burt McGhee
David Murphy
Francis Stevens
E Leon Lavington
Henry Simons
John Taney
Arthur Unger
C A. Todd Davis
Donald Leshner
Gene Moore
Q William Lam
Byron White
H Kenneth Anderson
Almon Oviatt
Otto Staab
F Eddie Wagner
T John Edgar Boyd
Walter Driskill
Frank Rogel
Louis Smith

G Henry Brown
Justin Card
Morgan Davidson
Don Smart
Louis Smith
Francis Stevens
E Joe Davies
Gene Grove
Leon Lavington
Louis Liley
Lex Quarnberg
Harold Saunders
C Gene Moore
Raymond Thompson
Q Joe Antonio
Rex Tomlinson
Byron White
Charles Heeb
H Robert Hill
Lawrence Jump
Orville Nuttall
Jack Rooney
Floyd Trachsel
Ervin Cheney
F James Hickey
T Marty Brill
John Brown
Abe Levine
Charles Lowen
Don Smith

1930 (6-1-1)

O 4 at Missouri W 9-0
O11 *at Utah State T 0-0
O18 *COLORADO MINES W 36-7
O25 *COLORADO STATE W 7-0
N 1 *at Colorado College W 14-13
N 8 *at Northern Colorado W 27-7
N15 *UTAH L 0-34
N27 *at Denver W 27-7

1933 (7-2-0)

S 30 CHADRON STATE W 19-0
O 6 at Oklahoma State (N) W 6-0
O14 *COLORADO MINES W 42-0
O21 *at Colorado State L 6-19
O28 *WYOMING W 40-12
N 4 *COLORADO COLLEGE W 26-0
N11 *at Utah L 6-13
N18 *NORTH. COLORADO W 24-0
N30 *at Denver W 14-7

Raymond Linder
Edward Peate
William Railey
Daniel Beaton
John Burg
E Paul Bradley
Clayton White
Harmon Davis
Robert Buirgy

MOUNTAIN STATES CONFERENCE

1938 (3-4-1)

O 1 at Missouri L 7-14
O 8 *at Utah State L 0-20
O15 GEORGE WASHINGTON L 0-13
O22 *at Colorado State W 31-6
O29 *WYOMING W 20-6
N 5 *UTAH T 0-0
N12 *BRIGHAM YOUNG W 8-0
N24 *at Denver L 12-19



G	Morgan Davidson
	Max Punches
	Don Smart
E	Floyd Trachsel
	Louis Liley
	John Pudlik
	Lex Quarnberg
	Harold Saunders
	Arthur Unger
C	Willard Flinn
	Alvin McCall
Q	Jack Broady
	Richard Kearns
	Rex Tomlinson
H	Charles Heeb
	Jack Rooney
	Raymond Thompson
F	Bud Hallock
	Robert Hill
T	Marty Brill
	Loren Creese
	Darrell Gibbs
	Abe Levine
	Harold Punches
	Don Smith

1939 (5-3-0)

S 30	at Missouri	L	0-30
O 7	*UTAH STATE	L	6-16
O 14	at Kansas State	L	0-20
O 21	*COLORADO STATE	W	13-0
O 28	*at Wyoming	W	27-7
N 4	*at Utah	W	21-14
N 18	*at Brigham Young	W	12-6
N 30	*DENVER	W	27-17

G	Justin Card
	Jay Combs
	Morgan Davidson
	Vern Graham
	Joe Peters
	Max Punches
E	Oscar Jacobson
	John Pudlik
	Lex Quarnberg
	Harold Saunders
C	Willard Flinn
	Lloyd Oliver
	Raymond Thompson
Q	Vernon Lockard
	Paul McClung
	Paul Reeves
	Leo Stasica
H	Don Barris
	Harvey Click
	Charles Heeb
	Vern Miller
	Jack Rooney
F	James Hickey
	Ray Jenkins
T	Loren Creese
	Harold Punches
	Don Smart

1940 (5-3-1)

S 28	at Texas	L	7-39
O 5	KANSAS STATE	W	7-6
O 12	*at Utah State	W	26-0
O 19	*at Colorado State	W	33-14
O 26	*WYOMING	W	62-0
N 2	*UTAH	L	13-21
N 9	MISSOURI	L	6-21
N 16	*BRIGHAM YOUNG	W	25-2
N 21	*at Denver	T	3-3

G	Richard Bridenbaugh
	Roland Caranci
	Justin Card
	Vernon Graham
	Max Punches
E	Robert Barnes
	John Eaton
	Oscar Jacobson
	John Pudlik
	Leonard Scott
	Richard Woodward
C	Don Brotzman
	Willard Flinn
Q	Vernon Lockard
	Paul McClung
	Leo Stasica
H	John Adams
	Harvey Click
	Glenn Hedgecock
	Vern Miller
	Orville Nuttall
F	Charles Haney
	Ray Jenkins
T	George Belders
	Marty Brill
	John Lentz
	Lloyd Oliver
	Harold Punches

1941 (3-4-1)

S 27	TEXAS	L	6-34
O 4	at Missouri	L	6-21
O 11	*UTAH STATE	W	13-7
O 18	*COLORADO STATE	W	26-13
O 25	*WYOMING	W	27-0
N 1	*at Utah	L	6-46
N 15	*at Brigham Young	T	13-13
N 20	*at Denver	L	0-27

G	John Adams
	Leonard Shannon
E	Harvey Click
	Stan Hendrickson
	Allan Rogers
	Richard Woodward
C	K. K. Bigelow
	Don Brotzman
	Irving Shwayder
H	Harold Carver

F	Glen Hedgecock
	Ray Jenkins
	Robert Knowles
	Vern Lockard
	Paul McClung
	Vern Miller
	Maurice Reilly
T	Roland Caranci
	Loren Creese
	Jack Griffith
	Lloyd Oliver
	James Smith

1942 (7-2-0)

S 26	COLORADO MINES	W	54-0
O 3	at Missouri	L	13-26
O 9	*at Utah State (N)	W	31-14
O 17	NEW MEXICO	W	12-0
O 24	*at Colorado State	W	34-7
O 31	*WYOMING	W	28-7
N 7	*UTAH	L	0-13
N 14	*BRIGHAM YOUNG	W	48-0
N 26	*at Denver	W	31-6

B	John Adams
	Walter Clay
	Glenn Hedgecock
	Robert Knowles
	Clayton Lewis
	Sollie Raso
	Maurice Reilly
	Carl Stearns
	John Ziegler
G	Don Creese
	Richard Meckley
	Bill Myers
	Leonard Shannon
	Robert Spicer
E	Lloyd Chambers
	Stan Hendrickson
	George Waters
	Richard Woodward
C	Harry Allen
	Don Brotzman
T	Aubrey Allen
	Paul Briggs
	Roland Caranci
	Hubert Showlin
	James Smith

1943 (5-2-0)**

S 25	FT. FRANCIS WARREN	W	38-0
O 2	LOWRY AFB	W	19-6
O 9	*UTAH	W	35-0
O 16	SALT LAKE AFB	W	14-0
O 23	COLO. COLLEGE (#18)	L	6-16
N 6	*at Utah	W	22-19
N 20	at Colorado College	L	0-6

**limited conference schedule because of World War II.

B	Robert Dal Porto
	David Donaldson
	Bob Gulbrandson
	Bob Maddalena
	Bob McIntosh
	Jim Price
	Tom Rooney
	L. M. Thomas
G	John Fabling
	Willard Miller
	Charles Pace
	Roland Rautenstrauss
E	David Anderson
	Robert Descenzo
	David Hall
	William McKinley
	John Myers
C	Albert Henry
	Kenneth Knieval
T	Aubrey Allen
	Paul Briggs
	Brigham Gardner
	F. W. Taylor

1944 (6-2-0)**

S 23	FT. FRANCIS WARREN	L	6-7
S 30	SECOND AFB	L	6-33
O 14	*at Utah	W	26-0
O 21	COLORADO COLLEGE	W	28-0
N 4	New Mexico (at Pueblo)	W	39-0
N 11	PERU STATE	W	40-12
N 18	at Colorado College	W	40-6
N 23	*at Denver	W	16-14

**limited conference schedule because of World War II.

B	Joe Dickey
	Lemar Dykstra
	William Ecklund
	Don Evans
	Dale Hardy
	Dick Morrow
	Ted Warshauer
	Robert West
	Stewart Worden
G	Roland Rautenstrauss
	Rollin Wilson
E	Walt Koebel
	Dick Lisco
	Bob Phillipson
C	Kenneth Knieval
	Jim Oliver
T	Tom Broyles
	Don Canfield
	Kenneth Classen
	John Peper
	Robert Wuellner

1945 (5-3-0)

S 22	FT. FRANCIS WARREN	L	0-6
S 29	at Colorado College	W	13-0
O 6	*UTAH	W	18-13
O 13	*at Colorado State	W	21-6
O 20	COLORADO COLLEGE	W	31-0
N 3	at New Mexico	L	6-12
N 10	*at Utah State	W	14-7
N 22	*at Denver	L	8-14

B	Joe Dickey
	Joe Dorough
	Lawrence Finley
	Robert Jindra
	Don Morris
	Charles Pace
	Bob Phillipson
	Art Tanner
	Robert West
G	August Peters
	Roland Theiler
	Rollin Wilson
	Robert Wise
E	Charles Daigneault
	Walter Koebel
	Richard Lisco
	Jack Usher
C	William Albers
	Robert Fredric
T	Tom Broyles
	Robert Daiss
	William R. Jones
	Kenneth Knieval
	Ralph Scott



Folsom Field in the 1950s



Full season statistics are available dating back to 1946; Colorado was the first collegiate program to include these in its media guide (in 2001), with an assist to the Denver Broncos, which started doing it in 1995 and is now common in the NFL. Thanks to the foresight of former SID's Dan Partner, Phil Danielson, H.J. Hicks and Fred "The Count" Casotti, Colorado's comprehensive filing system started back in 1946 and has been maintained through the years, as over 99 percent of the original play-by-plays remain on file at CU. This enabled a complete record book audit in the summer of 2001, along with the ability to compile several statistics that didn't come into being until the late 1970s. STATISTICS ARE FOR REGULAR SEASON GAMES ONLY AND THUS DO NOT INCLUDE BOWL GAMES.
KEY: *—conference game; (N)—night game. Ranks listed are those of the Associated Press polls. All TV games listed are national, unless indicated with an "r" (regional) or "l" (local). Terminology listed following offense and defense in usual lineup indicates the formation Colorado utilized that particular season. Usual lineup includes players who started close to half of the games that year or saw significant playing time in a non-starting role.

1946 5-4-1 3-2-1 (4th/Mountain States)

	Result	Attend	Rank CU	Opp	CU FD	Rushing att	yds	td	Passing a-c-i	yds	td	Tot Off no	yds	Opp FD	Rushing att	yds	td	Passing a-c-i	yds	td	Tot Off no	yds	
S 21	IOWA STATE	W 13- 7	13,892	—	—	8	47	105	2	9- 5-0	60	0	56	165	6	25	30	0	32- 9-2	83	1	57	113
S 28	at Texas	L 0-76	24,000	—	—	5	29	-8	0	20- 7-3	67	0	49	59	12	40	307	7	14-11-1	287	4	54	594
O 5	*UTAH STATE	W 6- 0	9,200	—	—	13	65	203	1	5- 1-1	9	0	70	212	6	30	74	0	17- 6-0	53	0	47	127
O 12	*at Wyoming	W 20- 0	4,126	—	—	6	35	144	0	10- 5-1	90	3	45	234	7	31	138	0	12- 2-1	10	0	43	148
O 19	*at Brigham Young	L 7-10	5,000	—	—	14	31	113	1	18-11-1	145	0	49	258	19	47	175	0	23-10-3	184	1	70	359
O 26	NEW MEXICO	W 14-13	17,000	—	—	11	60	165	1	11- 6-0	101	1	71	266	10	45	177	1	12- 6-0	64	1	57	241
N 2	*at Utah	L 0- 7	10,575	—	—	7	47	228	0	14- 1-5	11	0	61	239	9	57	298	1	19- 6-2	52	0	76	350
N 9	at Missouri	L 0-21	6,000	—	—	1	28	6	0	9- 3-1	24	0	37	30	17	69	253	2	8- 2-3	68	1	77	321
N 16	*DENVER	T 13-13	21,000	—	—	8	38	100	1	8- 5-1	96	1	46	196	13	54	156	0	17- 4-1	34	2	71	190
N 28	*COLORADO STATE	W 18- 0	9,000	—	—	14	58	376	1	12- 5-1	142	2	70	518	9	25	60	0	26- 9-1	92	0	51	152

Head Coach: Jim Yeager. **Assistant Coaches:** Paul Bradley (ends), Frank Potts (line), Frank Prentup (backfield).

Usual Lineup: Offense (Short punt), Defense (7-Diamond)—LE John Zisch, LT Paul Briggs, LG Gus Shannon, C J.B. Dean, RG Don Creese/Bob Wise, RT Aubrey Allen, RE Rex Wagner, QB Maurice Reilly, FB Roland Gregory, LHB Jim Price, RHB Bob Phillipson/Art Tanner. **Specialists**—PK Jim Smith, P Don Evans/Bob Phillipson.

Notes: Texas opened the year at No. 1 a week after defeating CU; the game at Wyoming was played in near blizzard conditions.

SCORE/QUARTERS	1	2	3	4	—	Total
COLORADO	21	38	19	13	—	91
Opponents	39	55	36	17	—	147

TEAM STATISTICS	Colorado	Opponents
FIRST DOWNS	87	108
by rushing	63	75
by passing	22	27
by penalty	2	6
RUSHING ATTEMPTS	438	423
yards gained	1828	1920
yards lost	396	252
NET RUSHING YARDS	1432	1668
average per rush	3.3	3.9
average per game	143.2	166.8
PASSING ATTEMPTS	116	180
passes completed	49	65
had intercepted	14	14
completion percentage	42.2	36.1
NET PASSING YARDS	745	927
average per attempt	6.4	5.2
average per completion	15.2	14.3
average per game	74.5	92.7
TOTAL OFFENSIVE PLAYS	554	603
TOTAL NET YARDS	2177	2595
AVERAGE GAIN PER PLAY	3.9	4.3
AVERAGE PER GAME	217.7	259.5
FUMBLES-LOST	32-19	26-15
PENALTIES/YARDS	38/345	46/408
TURNOVERS (Margin: -4/-0.40)	33	29
TOTAL RETURN YARDS	434	650
Punt Returns: No-Yards	36-405	55-564
Interceptions: No-Yards	14-29	14-86
Misc. (Fum/Blk. FG) Returns	0-0	0-0
KICKOFF RETURNS: No-Yards	32-558	14-284
average per return	17.4	20.3
PUNTS/Average	93/37.4	82/37.6
BLOCKED KICKS	2	5
TOUCHDOWNS	14	21
by rushing	7	12
by passing	7	9
by return	0	0
PAT Kicks	7-14	16-21
Field Goals	0-0	1-1
Safeties	0	1
TOTAL POINTS	91	147
average per game	9.1	14.7

RUSHING Player	Att	Gain	Loss	NET	Avg.	TD	Long
M. Reilly	125	510	183	327	2.6	2	46
R. Gregory	115	379	74	305	2.6	2	18
D. Schrepferman	18	201	2	199	11.1	1	85t
J. Price	29	152	10	142	4.9	0	54
B. Simons	38	122	8	114	3.0	0	16
J. McEwen	21	121	12	109	5.2	0	32
J. Strobel	24	112	19	93	3.9	1	17
D. Evans	27	115	43	72	2.7	0	18
R. Wagner	5	32	0	32	6.4	1	11t
D. Powers	6	23	0	23	3.8	0	12
B. McGrath	7	18	3	15	2.1	0	7
C. Breinig	6	12	1	11	1.8	0	5
B. Phillipson	2	6	0	6	3.0	0	5
J. Ferrier	6	20	14	6	1.0	0	14
A. Tanner	3	2	5	-3	-1.0	0	2
P. Click	2	1	9	-8	-4.0	0	1
B. Jindra	4	2	13	-11	-2.7	0	2

RECEIVING Player	No.	Yards	Avg.	TD	Long
J. Zisch	16	241	15.1	1	28
J. Price	7	72	10.3	1	17t
R. Wagner	5	60	12.0	1	22t
D. Schrepferman	3	94	31.3	1	34t
E. Pudlik	3	77	25.7	2	35t
D. Woodward	3	70	23.3	1	45
W. Koelbel	3	47	15.7	0	22
J. McEwen	3	26	8.7	0	11
B. Phillipson	2	22	11.0	0	22
J. Strobel	1	21	21.0	0	21
A. Tanner	1	11	11.0	0	11
R. Gregory	1	2	2.0	0	2
B. Simons	1	2	2.0	0	2

SCORING Player	Tot	Ru	Re	Rt	EP-A	FG-A	PTS
R. Gregory	2	2	0	0	0-0	0-0	12
E. Pudlik	2	0	2	0	0-0	0-0	12
M. Reilly	2	2	0	0	0-0	0-0	12
D. Schrepferman	2	1	1	0	0-0	0-0	12
R. Wagner	1	1	1	0	0-0	0-0	12
J. Price	1	0	1	0	1-1	0-0	7
J. Smith	0	0	0	0	6-13	0-0	6
J. Strobel	1	1	0	0	0-0	0-0	6
D. Woodward	1	0	1	0	0-0	0-0	6
J. Zisch	1	0	1	0	0-0	0-0	6

PASSING Player	Att-Com-Int	Pct.	Yards	-avg. per-att.	comp.	TD	Long
M. Reilly	83- 35-10	42.2	551	6.6	12.3	4	35t
D. Evans	22- 9- 2	40.9	133	6.0	12.9	3	22
J. Strobel	6- 3- 1	50.0	31	5.2	10.3	0	16
P. Click	2- 1- 0	50.0	13	6.5	13.0	0	13
B. Simons	1- 1- 0	100.0	6	6.0	6.0	0	6
J. Ferrier	2- 0- 1	0.0	0	0.0	0.0	0	0

PUNTING Player	No.	Yards	Avg.	Long	had blk
D. Evans	54	2208	40.9	55	2
B. Phillipson	25	903	36.1	49	2
M. Reilly	4	193	48.3	58	0
T. Rooney	1	55	55.0	55	0
J. Strobel	2	61	30.5	32	0
J. Smith	1	30	30.0	30	0
P. Click	1	25	25.0	25	0
J. Ferrier	0	0	0.0	0	1
Team	5	0	0.0	0	0

PUNT RETURNS Player	No.	Yards	Avg.	TD	Long
M. Reilly	16	190	11.9	0	27
D. Evans	10	105	10.5	0	43
B. Jindra	1	28	28.0	0	28
J. Ferrier	1	15	15.0	0	15
B. McGrath	1	15	15.0	0	15
J. Strobel	2	16	8.0	0	12
J. Price	4	31	7.8	0	13
B. Simons	1	5	5.0	0	5

KICKOFF RETURNS Player	No.	Yards	Avg.	TD	Long
M. Reilly	11	193	17.5	0	29
D. Evans	3	115	38.3	0	78
R. Gregory	6	100	16.7	0	24
J. Price	2	44	22.0	0	26
J. McEwen	1	18	18.0	0	18
B. McGrath	1	16	16.0	0	16
J. Strobel	3	36	12.0	0	20
B. Simons	1	10	10.0	0	10
P. Click	1	9	9.0	0	9
B. Phillipson	2	15	7.5	0	8
C. Breinig	1	2	2.0	0	2

INTERCEPTIONS Player	No.	Yards	Avg.	TD	Long
J.B. Dean	4	4	1.0	0	4
M. Reilly	3	15	5.0	0	15
R. Gregory	2	5	2.5	0	5
J. Price	2	0	0.0	0	0
A. Tanner	1	5	5.0	0	5
T. Rooney	1	0	0.0	0	0
D. Schepferman	1	0	0.0	0	0

FIELD GOALS Player	10-19	20-29	30-39	40-49	50+	Total	Long
Colorado	0-0	0-0	0-0	0-0	0-0	0-0	0
Opponents	0-0	1-1	0-0	0-0	0-0	1-1	26

PASSING Player	Att-Com-Int	Pct.	Yards	-avg. per-att.	comp.	TD	Long	TOTAL OFFENSE Att.	Yds	Avg.
M. Reilly	83- 35-10	42.2	551	6.6	12.3	4	35t	208	878	4.2
D. Evans	22- 9- 2	40.9	133	6.0	12.9	3	22	49	205	4.2
J. Strobel	6- 3- 1	50.0	31	5.2	10.3	0	16	30	124	4.1
P. Click	2- 1- 0	50.0	13	6.5	13.0	0	13	4	5	1.3
B. Simons	1- 1- 0	100.0	6	6.0	6.0	0	6	39	120	3.1
J. Ferrier	2- 0- 1	0.0	0	0.0	0.0	0	0	8	6	0.8

NCAA Rating: Reilly 89.7, Evans 118.5.



1947 4-5-0 3-3 (3rd/Mountain States)

	Result	Attend	Rank	CU	Rushing	Passing	Total Off	Opp	Rushing	Passing	Total Off
			CU	Opp	att	a - c - i	no	FD	att	a - c - i	no
S 27	at Iowa State	W 7- 0	9,000	—	8	35 72 0	16- 4-3	99	1	51 171	13
O 4	at Army	L 0-47	22,000	—	10	31 59 0	22-10-4	99	0	53 158	23
O 11	MISSOURI	L 0-21	13,000	—	13	43 115 0	23- 7-4	103	0	66 218	9
O 18	*BRIGHAM YOUNG	W 9- 7	14,000	—	10	56 241 1	5- 0-3	0	0	62 241	9
O 25	*at Colorado State	W 14- 7	12,500	—	15	49 217 2	11- 7-1	98	0	60 315	10
N 1	*UTAH	L 7-13	22,000	—	14	44 79 1	12- 6-3	110	0	56 189	8
N 8	*at Utah State	L 12-35	6,000	—	11	34 136 1	9- 3-2	45	1	43 181	16
N 15	*WYOMING	W 21- 6	5,000	—	13	41 93 1	21-12-0	222	2	62 315	10
N 27	*at Denver	L 20-26	28,063	—	13	23 99 1	26-11-2	189	2	49 288	12

Head Coach: Jim Yeager. **Assistant Coaches:** Paul Bradley (ends), Frank Potts (line), Frank Prentup (backfield), Tom Kuzma (freshmen).
Usual Lineup: Offense (Short punt), Defense (7-Diamond)—LE Stan Hendrickson, LT Paul Briggs, LG Bob Spicer, C Bill Simons, RG Don Creese, RT Aubrey Allen, RE Ed Pudlik, QB Dick Schrepferman/Don Evans/Harry Narcisian, FB Roland Gregory, LHB Maurice Reilly, RHB Art Tanner. **Specialists**—PK John Zisch, P Don Evans.
Note: A record crowd witnessed the season finale at Denver, marking the end of Colorado's tenure in the Mountain States Conference (also known as the Big Seven), as well as the final game in the 55-year old CU-DU rivalry. CU joined the six members of the Missouri Valley Intercollegiate Athletic Association to form a new Big Seven the following year.

SCORE/QUARTERS	1	2	3	4	—	Total
COLORADO.....	13	34	20	23	—	90
Opponents.....	21	59	14	68	—	162

TEAM STATISTICS	Colorado	Opponents
FIRST DOWNS.....	107	110
by rushing.....	60	77
by passing.....	41	26
by penalty.....	6	7
RUSHING ATTEMPTS.....	366	406
yards gained.....	1380	1901
yards lost.....	269	279
NET RUSHING YARDS.....	1111	1622
average per rush.....	3.0	4.0
average per game.....	123.4	180.2
PASSING ATTEMPTS.....	145	144
passes completed.....	60	51
had intercepted.....	22	14
completion percentage.....	41.4	35.4
NET PASSING YARDS.....	965	875
average per attempt.....	6.7	6.1
average per completion.....	16.1	17.2
average per game.....	107.2	97.2
TOTAL OFFENSIVE PLAYS.....	511	550
TOTAL NET YARDS.....	2076	2497
AVERAGE GAIN PER PLAY.....	4.1	4.54
AVERAGE PER GAME.....	230.7	277.4
FUMBLES-LOST.....	26-10	29-13
PENALTIES/YARDS.....	30/275	36/320
TURNOVERS (Margin: -5/-0.50).....	32	27
TOTAL RETURN YARDS.....	352	678
Punt Returns: No-Yards.....	30-323	33-434
Interceptions: No-Yards.....	14-29	22-244
Misc. (Fum/Blk. FG) Returns.....	0-0	0-0
KICKOFF RETURNS: No-Yards.....	28-573	20-472
average per return.....	20.5	23.6
PUNTS/Average.....	63/37.6	57/39.0
BLOCKED KICKS.....	1	3
TOUCHDOWNS.....	13	24
by rushing.....	7	13
by passing.....	6	10
by return.....	0	1
PAT Kicks.....	9-13	18-24
Field Goals.....	1-1	0-0
Safeties.....	0	0
TOTAL POINTS.....	90	162
average per game.....	10.0	18.0

RUSHING Player	Att	Gain	Loss	NET	Avg.	TD	Long
D. Schrepferman.....	78	326	74	252	3.2	3	29
M. Miller.....	76	276	41	235	3.1	2	18
R. Gregory.....	32	145	9	136	4.3	0	16
H. Narcisian.....	49	199	44	155	3.2	0	20
J. Strobel.....	33	137	21	116	3.5	0	17
T. Delmonico.....	32	100	4	96	3.0	1	8
J. McEwen.....	30	115	20	95	3.2	0	14
B. Manire.....	4	10	0	10	2.5	0	6
E. Pudlik.....	1	7	0	7	7.0	0	7
D. Evans.....	10	35	30	5	0.5	1	12
C. Robinson.....	1	4	0	4	4.0	0	4
M. Reilly.....	12	23	20	3	0.3	0	5
A. Tanner.....	3	1	0	1	0.3	0	1
J. Pixler.....	3	1	1	0	0.0	0	1
P. Cook.....	2	1	5	-4	-2.0	0	1

RECEIVING Player	No.	Yards	Avg.	TD	Long
M. Miller.....	14	188	13.4	0	25
E. Pudlik.....	9	188	20.9	2	48t
J. Zisch.....	6	113	18.8	0	27
P. Cook.....	5	104	20.8	1	26
W. Koelbel.....	4	56	14.0	1	22
J. McEwen.....	3	71	23.7	1	50t
D. Schrepferman.....	3	46	15.3	0	19
J. Pixler.....	3	27	9.0	0	12
A. Tanner.....	2	39	19.5	0	23
J. Strobel.....	2	17	8.5	0	9
R. Gregory.....	2	16	8.0	0	13
T. Delmonico.....	1	26	26.0	0	26
M. Reilly.....	1	18	18.0	1	18t

SCORING Player	Tot	Ru	Re	Rt	EP-A	FG-A	PTS
D. Schrepferman.....	3	3	0	0	0-0	0-0	18
E. Pudlik.....	2	0	2	0	3-3	0-0	15
M. Miller.....	2	2	0	0	0-0	0-0	12
J. Zisch.....	0	0	0	0	6-10	1-1	9
P. Cook.....	1	0	1	0	0-0	0-0	6
T. Delmonico.....	1	1	0	0	0-0	0-0	6
D. Evans.....	1	1	0	0	0-0	0-0	6
W. Koelbel.....	1	0	1	0	0-0	0-0	6
J. McEwen.....	1	0	1	0	0-0	0-0	6
M. Reilly.....	1	0	1	0	0-0	0-0	6

PASSING Player	Att-Com-Int	Pct.	Yards	—avg. per—	TD	Long	TOTAL OFFENSE	
				att. comp.			Att. Yds Avg.	
D. Evans.....	35- 20- 3	57.1	383	10.9	19.1	2	50t	45 388 8.6
H. Narcisian.....	33- 13- 4	39.4	220	6.7	16.9	2	27	82 375 4.6
M. Reilly.....	41- 18- 9	43.9	200	4.9	11.1	0	19	53 203 3.8
D. Schrepferman.....	26- 8- 4	30.8	157	6.0	19.6	2	48t	104 409 3.9
J. McEwen.....	2- 1- 0	50.0	5	2.5	5.0	0	5	32 100 3.1
B. Manire.....	4- 0- 0	0.0	0	0.0	0.0	0	0	8 10 1.3
E. Pudlik.....	1- 0- 0	0.0	0	0.0	0.0	0	0	2 7 3.5
J. Strobel.....	1- 0- 0	0.0	0	0.0	0.0	0	0	34 116 3.4
M. Miller.....	1- 0- 1	0.0	0	0.0	0.0	0	0	77 235 3.1
J. Pixler.....	1- 0- 1	0.0	0	0.0	0.0	0	0	4 0 0.0

NCAA Rating: Evans 150.8, Narcisian 91.2, Schrepferman 76.1, Reilly 41.0.

PUNTING Player	No.	Yards	Avg.	Long	had blk
D. Evans.....	50	1899	38.0	61	3
M. Miller.....	5	222	44.4	63	0
H. Narcisian.....	1	60	60.0	60	0
J. McEwen.....	2	105	52.5	55	0
D. Schrepferman.....	1	48	48.0	48	0
M. Reilly.....	1	36	36.0	36	0
Team.....	3	0	0.0	0	0

PUNT RETURNS Player	No.	Yards	Avg.	TD	Long
M. Miller.....	5	102	20.4	0	38
D. Schrepferman.....	12	95	7.9	0	19
H. Narcisian.....	4	63	15.8	0	41
M. Reilly.....	1	16	16.0	0	16
D. Evans.....	4	32	8.0	0	15
*Variance.....	4	15	...	0	...

KICKOFF RETURNS Player	No.	Yards	Avg.	TD	Long
H. Narcisian.....	6	162	27.0	0	35
D. Schrepferman.....	6	133	22.2	0	35
R. Gregory.....	1	30	30.0	0	30
T. Delmonico.....	1	23	23.0	0	23
M. Miller.....	2	44	22.0	0	27
J. McEwen.....	3	51	17.0	0	20
J. Zisch.....	1	13	13.0	0	13
J. Strobel.....	2	16	8.0	0	13
J. Pixler.....	1	6	6.0	0	6
S. Hendrickson.....	1	5	5.0	0	5
*Variance.....	4	90	...	0	...

INTERCEPTIONS Player	No.	Yards	Avg.	TD	Long
A. Tanner.....	2	3	1.0	0	3
M. Reilly.....	3	3	1.5	0	3
D. Schrepferman.....	1	9	9.0	0	9
B. Simons.....	1	4	4.0	0	4
D. Evans.....	1	3	3.0	0	3
P. Cook.....	1	0	0.0	0	0
B. Manire.....	1	0	0.0	0	0
M. Miller.....	1	0	0.0	0	0
*Variance.....	3	7	...	0	...

FIELD GOALS Player	10-19	20-29	30-39	40-49	50+	Total	Long
J. Zisch.....	0-0	0-0	1-1	0-0	0-0	1-1	36
Opponents.....	0-0	0-0	0-0	0-0	0-0	0-0	0



1948 3-6-0 2-3 (4th/Big 7)

	Result	Attend	Rank CU Opp	CU FD	Rushing att yds td	Passing a - c - i yds td	Total Off no yds	Opp FD	Rushing att yds td	Passing a - c - i yds td	Total Off no yds
S 25 NEW MEXICO	L 6-9	16,125	— —	11	46 143 1	16- 3-2 60 0	62 203	12	53 249 1	9- 1-1 7 0	62 256
O 2 *at Kansas	L 7-40	21,000	— —	5	33 78 1	5- 2-1 37 0	38 115	22	69 280 2	14- 8-0 139 3	83 419
O 9 *NEBRASKA	W 19-6	19,516	— —	16	63 250 1	13- 6-1 124 2	76 374	9	34 73 1	12- 3-1 77 0	46 150
O 16 *at Iowa State	L 7-18	14,000	— —	7	36 67 0	21- 9-2 80 0	57 147	9	46 233 3	9- 3-1 49 0	55 282
O 23 *KANSAS STATE	W 51-7	19,518	— —	6	37 267 6	7- 3-1 62 0	44 329	16	59 167 0	18- 5-2 110 1	77 277
O 30 at Utah	L 12-14	17,003	— —	15	55 182 2	12- 3-0 40 0	67 222	14	41 210 0	11- 6-0 97 2	52 307
N 6 UTAH STATE	W 28-14	10,322	— —	14	51 277 3	11- 3-2 49 1	62 326	10	44 138 1	13- 3-1 71 0	57 209
N 13 *at Missouri	L 13-27	22,500	— 20	10	44 98 0	13- 6-3 130 2	57 228	17	50 207 2	13- 8-0 123 2	63 330
N 20 COLORADO STATE	L 25-29	13,998	— —	13	43 145 2	22- 9-3 132 1	65 277	14	59 180 1	8- 3-1 35 1	67 215

Head Coach: Dal Ward. **Assistant Coaches:** Eugene Gentry (ends), Frank Prentup (backfield), Marshall Wells (line), Ray Jenkins (freshmen), Frank Potts (scout).
Usual Lineup: Offense (Single-wing), Defense (5-3)—LE John Zisch/Harry Robertson/Bill Case, LT Frank Krone, LG Bill Jones/Charles Breinig, C Bill Simons, RG Bob Spicer, RT Pete Thompson, RE Ed Pudlik, QB John Strobel, LHB Harry Narcisian, RHB Malcolm Miller/Dick Brenneman, FB Don Hagin/Tony Delmonico. **Specialists**—PK Pudlik, P Don Evans.
Note: CU enjoyed many ups and downs in its first year as a member of the Big Seven, though old Mountain States rivals Utah and Colorado A & M (now Colorado State) exacted some revenge.

SCORE/QUARTERS	1	2	3	4	—	Total
COLORADO	59	31	26	52	—	168
Opponents.....	16	50	37	61	—	164

TEAM STATISTICS	Colorado	Opponents
FIRST DOWNS.....	97	123
by rushing.....	74	94
by passing.....	21	22
by penalty.....	2	7
RUSHING ATTEMPTS.....	408	455
yards gained.....	1786	2055
yards lost.....	279	318
NET RUSHING YARDS.....	1507	1737
average per rush.....	3.7	3.8
average per game.....	167.4	193.0
PASSING ATTEMPTS.....	120	107
passes completed.....	44	40
had intercepted.....	15	7
completion percentage.....	36.7	37.4
NET PASSING YARDS.....	714	708
average per attempt.....	6.0	6.6
average per completion.....	16.2	17.7
average per game.....	79.3	78.7
TOTAL OFFENSIVE PLAYS.....	528	562
TOTAL NET YARDS.....	2221	2445
AVERAGE GAIN PER PLAY.....	4.2	4.4
AVERAGE PER GAME.....	246.8	271.7
FUMBLES-LOST.....	18-9	27-15
PENALTIES/YARDS.....	39/354	38/395
TURNOVERS (Margin: -2/-0.22).....	24	22
TOTAL RETURN YARDS.....	545	560
Punt Returns: No-Yards.....	28-366	31-454
Interceptions: No-Yards.....	7-181	15-106
Misc. (Fum/Blk. FG) Returns.....	0-0	0-0
KICKOFF RETURNS: No-Yards.....	27-521	28-555
average per return.....	18.7	19.8
PUNTS/Average.....	57/38.5	52/38.4
BLOCKED KICKS.....	1	3
TOUCHDOWNS.....	26	23
by rushing.....	16	12
by passing.....	6	10
by return.....	4	1
PAT Kicks.....	12-26	15-23
Field Goals.....	0-1	3-4
Safeties.....	0	1
TOTAL POINTS.....	168	164
average per game.....	18.7	18.2

RUSHING						
Player	Att	Gain	Loss	NET Avg.	TD	Long
H. Narcisian.....	126	624	114	510 4.0	6	31
D. Hagin.....	92	337	14	323 3.5	4	20
M. Miller.....	59	260	44	216 3.7	1	20
T. Delmonico.....	33	136	1	135 4.1	2	18
R. Gregory.....	14	87	0	87 6.2	0	25
D. Graves.....	10	96	9	87 8.7	2	38t
J. Strobel.....	21	77	16	61 2.9	1	11
B. Manire.....	5	50	0	50 10.0	0	33
J. Reece.....	8	30	8	22 2.8	0	9
D. Brenneman.....	18	43	25	18 1.0	0	7
A. Beery.....	8	23	20	3 0.4	0	9
J. Ferrier.....	7	14	17	-3 -0.4	0	5
P. Cook.....	6	9	11	-2 -0.3	0	3
J. Gump.....	1	0	0	0 0.0	0	0

RECEIVING					
Player	No.	Yards	Avg.	TD	Long
E. Pudlik.....	12	238	19.8	5	41t
J. Strobel.....	6	139	23.2	0	40
J. Zisch.....	5	75	15.0	0	23
M. Miller.....	5	73	14.6	1	27
P. Cook.....	5	48	9.6	0	18
D. Brenneman.....	3	40	13.3	0	19
B. Case.....	2	64	32.0	0	46
D. Hagin.....	2	-3	-1.5	0	0
R. Gregory.....	1	12	12.0	0	12
A. Beery.....	1	10	10.0	0	10
B. Manire.....	1	10	10.0	0	10
S. Winningham.....	1	8	8.0	0	8

SCORING							
Player	Touchdowns			Rt	EPA	FG-A	PTS
	Tot	Ru	Re				
H. Narcisian.....	8	6	0	2	0-0	0-0	48
E. Pudlik.....	6	0	5	1	7-15	0-0	43
D. Hagin.....	4	4	0	0	0-0	0-0	24
D. Graves.....	3	2	0	1	0-0	0-0	18
M. Miller.....	2	1	1	0	0-2	0-0	12
T. Delmonico.....	2	2	0	0	0-0	0-0	12
J. Strobel.....	1	1	0	0	0-0	0-0	6
D. Brenneman.....	0	0	0	0	2-2	0-0	2
J. Zisch.....	0	0	0	0	2-4	0-0	2
P. Cook.....	0	0	0	0	1-3	0-0	1

PUNTING				
Player	No.	Yards	Avg.	Long
D. Evans.....	51	2098	41.1	56
B. Manire.....	2	61	30.5	35
J. Ferrier.....	1	37	37.0	37
Team.....	3	0	0.0	0

PUNT RETURNS				
Player	No.	Yards	Avg.	TD
H. Narcisian.....	11	135	12.3	1
D. Graves.....	3	76	25.3	1
M. Miller.....	9	75	8.3	0
A. Beery.....	1	28	28.0	0
H. Robertson.....	1	20	20.0	0
E. Pudlik.....	1	15	15.0	0
J. Ferrier.....	1	12	12.0	0
D. Evans.....	1	5	5.0	0

KICKOFF RETURNS				
Player	No.	Yards	Avg.	TD
H. Narcisian.....	10	257	25.7	0
M. Miller.....	7	123	17.6	0
J. Strobel.....	2	55	27.5	0
A. Beery.....	1	23	23.0	0
D. Hagin.....	2	20	10.0	0
B. Manire.....	1	9	9.0	0
D. Graves.....	4	34	8.5	0

INTERCEPTIONS				
Player	No.	Yards	Avg.	TD
P. Cook.....	2	80	40.0	0
H. Narcisian.....	2	77	38.5	1
M. Miller.....	2	14	7.0	0
A. Beery.....	1	10	10.0	0

FIELD GOALS						
Player	10-19	20-29	30-39	40-49	50+	Total
J. Zisch.....	0-0	0-0	0-1	0-0	0-0	0-1
Opponents.....	0-0	1-2	2-2	0-0	0-0	3-4

PASSING												
Player	Att-Com-Int			Pct.	Yards	—avg. per—		TD	Long	TOTAL OFFENSE		
	Att	Com	Int			att.	comp.			Att.	Yds	Avg.
H. Narcisian.....	77-	30-12		39.0	521	6.8	17.4	5	46	203	1031	5.1
M. Miller.....	15-	4-0		26.7	71	4.7	17.8	1	21	74	287	3.9
D. Evans.....	8-	5-1		62.5	55	6.9	11.0	0	18	8	55	6.9
D. Graves.....	5-	2-1		40.0	35	7.0	17.5	0	27	15	122	8.1
A. Beery.....	9-	2-1		22.2	25	2.8	12.5	0	18	17	28	1.6
J. Ferrier.....	2-	1-0		50.0	7	3.5	7.0	0	7	9	4	0.4
J. Reece.....	1-	0-0		0.0	0	0.0	0.0	0	0	9	22	2.4
J. Strobel.....	1-	0-0		0.0	0	0.0	0.0	0	0	22	61	2.8
J. Nix.....	2-	0-0		0.0	0	0.0	0.0	0	0	2	0	0.0

NCAA Rating: Narcisian 86.1, Miller 88.4.



1949

3-7-0 1-4 (6th/Big 7)

S	O	O	O	O	O	N	N	N	N	N	Rank	CU		Rushing			Passing			Tot Off		Opp	Rushing			Passing			Tot Off	
												CU	Opp	FD	att	yds	td	a	c	i	yds		td	no	yds	FD	att	yds	td	a
24	*	KANSAS	W	13-12	22,095	—	—	14	52	224	1	13-	6-0	136	1	65	360	15	45	207	1	13-	5-4	119	1	58	326			
1	*at	Kansas State	L	13-27	13,397	—	—	9	44	146	1	15-	4-2	85	1	59	231	11	51	279	3	11-	5-1	119	1	62	398			
8	*IOWA STATE	L	6-13	16,234	—	—	14	54	202	1	14-	3-1	40	0	68	242	11	46	187	2	12-	4-0	47	0	58	234				
15	at	Oregon	L	14-42	12,500	—	—	9	43	160	0	17-	7-3	72	2	60	232	11	47	333	2	25-	8-1	192	3	72	515			
22	at	Utah State	W	20- 7	4,000	—	—	13	51	211	3	17-	7-1	99	0	68	310	7	42	83	0	10-	4-1	26	1	52	109			
29	UTAH	W	14- 7	20,103	—	—	15	61	201	2	9-	3-2	59	0	70	260	11	43	222	1	7-	0-0	0	0	50	222				
5	*MISSOURI	L	13-20	19,781	—	—	11	43	112	1	14-	5-1	53	1	57	165	21	43	145	1	39-	20-1	242	2	82	387				
12	at	New Mexico	L	15-17	9,000	—	—	10	47	149	1	15-	7-0	73	1	62	222	7	41	121	0	15-	5-2	85	2	56	206			
19	*at	Nebraska	L	14-25	32,000	—	—	12	43	97	2	20-	8-1	130	0	63	227	11	47	294	4	7-	2-0	88	0	54	382			
26	COLORADO STATE	L	7-14	20,563	—	—	13	47	81	1	19-	10-3	114	0	66	195	14	41	170	1	12-	6-0	78	1	53	248				

Head Coach: Dal Ward. **Assistant Coaches:** Eugene Gentry (ends), Frank Prentup (backfield), Marshall Wells (line), Ray Jenkins (freshmen).
Usual Lineup: Offense (Single-wing), Defense (5-3)—LE Hilary Johnson/Chuck Mosher, LT Victor Thomas, LG Charles Breinig, C Tom Hancock, RG Russell Gorman, RT Jack Jorgenson, RE Ed Pudlik, QB Bob Manire/John Strobel, LH Gerald Apuzzo/Harry Narcisian, RH Malcolm Miller, FB Merwin Hodel/Don Hagin. **Specialists**—P Manire/Miller, PK Ed Pudlik.
Note: The 14-7 win over Utah started with sunshine at kickoff, cloudy skies by halftime and ended with six inches of snow on the playing field in the most radical day of weather in CU history.

SCORE/QUARTERS	1	2	3	4	—	Total
COLORADO	21	48	26	34	—	129
Opponents.....	41	58	37	48	—	184

TEAM STATISTICS	Colorado	Opponents
FIRST DOWNS.....	120	119
by rushing.....	85	82
by passing.....	31	28
by penalty.....	4	9
RUSHING ATTEMPTS.....	485	446
yards gained.....	2046	2259
yards lost.....	463	218
NET RUSHING YARDS.....	1583	2041
average per rush.....	3.3	4.6
average per game.....	158.3	204.1
PASSING ATTEMPTS.....	153	151
passes completed.....	60	59
had intercepted.....	14	10
completion percentage.....	39.2	39.1
NET PASSING YARDS.....	861	996
average per attempt.....	5.6	6.6
average per completion.....	14.4	16.9
average per game.....	86.1	99.6
TOTAL OFFENSIVE PLAYS.....	638	597
TOTAL NET YARDS.....	2444	3037
AVERAGE GAIN PER PLAY.....	3.8	5.1
AVERAGE PER GAME.....	244.4	303.7
FUMBLES-LOST.....	24-13	28-21
PENALTIES/YARDS.....	73/530	53/435
TURNOVERS (Margin: +4/+0.40)....	27	31
TOTAL RETURN YARDS.....	428	385
Punt Returns: No-Yards.....	37-344	38-297
Interceptions: No-Yards.....	10-84	14-88
Misc. (Fum/Blk. FG) Returns....	0-0	0-0
KICKOFF RETURNS: No-Yards.....	37-636	25-582
average per return.....	23.6	23.3
PUNTS/Average.....	78/38.8	62/39.2
BLOCKED KICKS.....	2	0
TOUCHDOWNS.....	19	27
by rushing.....	13	15
by passing.....	6	11
by return.....	0	1
PAT Kicks.....	13-19	19-27
Field Goals.....	0-1	1-1
Safetyes.....	1	0
TOTAL POINTS.....	129	184
average per game.....	12.9	18.4

RUSHING						
Player	Att	Gain	Loss	NET Avg.	TD	Long
M. Hodel.....	169	778	30	748 4.4	6	66t
M. Miller.....	52	300	48	252 4.8	2	31t
G. Apuzzo.....	72	329	104	225 2.1	2	21t
H. Narcisian.....	47	205	76	129 2.7	0	18
D. Hagin.....	32	107	4	103 3.2	2	12
D. Graves.....	51	147	100	46 0.9	0	17
T. Delmonico.....	9	23	4	19 2.1	0	5
H. Davidson.....	4	16	0	16 4.0	0	8
J. Reece.....	7	20	4	16 2.3	0	8
S. Winningham.....	8	23	7	16 2.0	0	13
A. Beery.....	6	19	9	10 1.7	0	11
B. Manire.....	23	74	72	2 0.1	1	15
J. Strobel.....	4	6	5	1 0.3	0	5
B. Wilson.....	1	0	0	0 0.0	0	0

RECEIVING					
Player	No.	Yards	Avg.	TD	Long
M. Hodel.....	14	174	12.4	1	68
M. Miller.....	11	152	13.8	0	23
F. Johnson.....	8	125	15.6	0	24
E. Pudlik.....	7	150	21.4	1	27t
J. Strobel.....	7	47	6.7	1	15
C. Mosher.....	6	112	18.7	2	43t
S. Winningham.....	3	70	23.3	0	48
J. Nix.....	2	28	14.0	1	19
D. Hagin.....	1	28	28.0	0	28
A. Beery.....	1	4	4.0	0	4

SCORING							
Player	Touchdowns			Rt	EPA	FG-A	PTS
	Tot	Ru	Re				
M. Hodel.....	7	6	1	0	0-0	0-0	42
E. Pudlik.....	1	0	1	0	11-14	0-1	17
G. Apuzzo.....	2	2	0	0	0-0	0-0	12
D. Hagin.....	2	2	0	0	0-0	0-0	12
M. Miller.....	2	2	0	0	0-0	0-0	12
C. Mosher.....	2	0	2	0	0-0	0-0	12
B. Manire.....	1	1	0	0	0-0	0-0	6
J. Nix.....	1	0	1	0	0-0	0-0	6
J. Strobel.....	1	0	1	0	0-0	0-0	6
R. Flores.....	0	0	0	0	2-5	0-0	2

PUNTING					
Player	No.	Yards	Avg.	Long	had blk
M. Miller.....	41	1504	36.7	55	0
B. Manire.....	35	1463	41.8	59	0
H. Narcisian.....	1	35	35.0	35	0
M. Hodel.....	1	25	25.0	25	0

PUNT RETURNS					
Player	No.	Yards	Avg.	TD	Long
M. Miller.....	23	221	9.6	0	30
A. Beery.....	5	60	12.0	0	26
H. Narcisian.....	5	29	5.8	0	15
J. Reece.....	4	34	8.5	0	11
G. Apuzzo.....	1	0	0.0	0	0

KICKOFF RETURNS					
Player	No.	Yards	Avg.	TD	Long
H. Narcisian.....	6	162	27.0	0	35
G. Apuzzo.....	12	256	21.3	0	32
M. Hodel.....	9	155	17.2	0	28
M. Miller.....	5	64	12.8	0	24
A. Beery.....	2	50	25.0	0	30
J. Reece.....	1	40	40.0	0	40
D. Graves.....	1	16	16.0	0	16
C. Mosher.....	1	12	12.0	0	12
T. Delmonico.....	1	9	9.0	0	9
D. Hagin.....	1	8	8.0	0	8
J. Strobel.....	2	15	7.5	0	15
S. Winningham.....	1	7	7.0	0	7
F. Johnson.....	1	4	4.0	0	4

INTERCEPTIONS					
Player	No.	Yards	Avg.	TD	Long
S. Catanzaro.....	3	27	9.0	0	21
M. Miller.....	3	17	5.7	0	10
S. Winningham.....	2	8	4.0	0	8
H. Narcisian.....	1	22	22.0	0	22
B. Simons.....	1	10	10.0	0	10

FIELD GOALS							
Player	10-19	20-29	30-39	40-49	50+	Total	Long
E. Pudlik.....	0-0	0-0	0-1	0-0	0-0	0-1	0
Opponents.....	0-0	1-1	0-0	0-0	0-0	1-1	29

PASSING												
Player	Att-Com-Int			Pct.	Yards	—avg. per—			TOTAL OFFENSE			
	att	comp.	TD			Long	Att.	Yds	Avg.			
B. Manire.....	48	24	3	50.0	299	6.2	12.5	1	28	71	301	4.2
H. Narcisian.....	41	14	4	34.2	220	5.4	15.7	3	68	88	349	4.0
G. Apuzzo.....	22	9	2	40.9	125	5.7	13.9	0	25	94	350	3.7
D. Graves.....	27	7	4	25.9	98	3.6	14.0	0	24	78	144	1.9
M. Miller.....	8	3	0	37.5	81	10.1	27.0	1	43t	60	333	5.6
D. Hagin.....	1	1	0	100.0	20	20.0	20.0	0	20	33	123	3.7
J. Reece.....	1	1	0	100.0	9	9.0	9.0	0	9	8	25	3.1
J. Strobel.....	3	1	1	33.3	9	3.0	9.0	1	9t	7	10	1.4
B. Wilson.....	1	0	0	0.0	0	0.0	0.0	0	0	1	0	0.0
H. Davidson.....	1	0	0	0.0	0	0.0	0.0	0	0	5	16	3.2

NCAA Rating: Manire 89.7, Narcisian 83.9, Apuzzo 70.5, Graves 26.8.



1950

5-4-1 2-4 (6th/Big 7)

	Rank	CU	Rushing	Passing	Tot Off	Opp	Rushing	Passing	Tot Off
	CU	Opp	att	a - c - i	no	FD	att	a - c - i	no
S 23 *at Iowa State	—	—	8 45 118 1	10- 4-1 84 0	55 202	17	53 198 1	17- 5-1 93 0	70 291
S 30 *KANSAS STATE	—	—	15 49 195 4	14- 9-0 164 1	63 359	7	43 121 0	12- 1-2 55 0	55 176
O 7 *at Kansas	—	—	15 59 216 3	9- 7-0 85 0	68 301	10	39 182 1	11- 3-1 68 1	50 250
O 14 *NEBRASKA	—	—	16 38 156 2	20-11-4 229 1	58 385	15	45 236 1	23-10-1 109 2	68 345
O 21 ARIZONA	—	—	11 39 181 3	9- 6-1 105 1	48 286	15	50 182 1	25-12-2 218 3	75 400
O 28 at Utah	—	—	11 53 183 2	14- 5-4 54 0	67 237	11	41 151 1	25-14-2 118 2	66 269
N 4 *OKLAHOMA	—	3	16 42 115 2	21-11-2 140 1	63 255	23	56 351 2	12- 7-0 81 1	68 432
N 11 *at Missouri	—	—	20 59 296 2	24- 9-0 109 1	83 405	10	35 99 1	17- 9-4 210 2	52 309
N 18 OREGON	—	—	18 60 228 2	13- 7-1 128 1	73 356	9	36 50 0	22-10-1 168 1	58 218
N 25 at Colorado State	—	—	24 58 271 3	10- 9-1 130 1	68 401	9	38 109 1	15- 2-1 30 0	53 139

Head Coach: Dal Ward. **Assistant Coaches:** Eugene Gentry (ends), Frank Prentup (backfield), Marshall Wells (line), Ray Jenkins (freshmen).
Usual Lineup: Offense (Single-wing), Defense (5-3)—LE Chuck Mosher/Bill Case, LT Victor Thomas/Bill Allen, LG Jack Swigert/Dick Panches, C Bill Jump, RG Don Gorman, RT Pete Thompson, RE Joe Nix, QB Roger Williams/Arlie Beery, LH Zack Jordan/Cliiff Vandeventer, FB Merwin Hodel/Dan Graves, RH Woody Shelton/Tom Brookshier.
Specialists—PK Lee Venzke, P Zack Jordan.
Note: CU wins last two games of the year to finish with a winning record for the first time since 1946, and it begins a string of 12 straight winning seasons.

SCORE/QUARTERS	1	2	3	4	—	Total
COLORADO	52	54	80	41	—	227
Opponents.....	20	51	32	69	—	172

TEAM STATISTICS	Colorado	Opponents
FIRST DOWNS.....	154	126
by rushing	106	79
by passing	43	37
by penalty.....	5	10
RUSHING ATTEMPTS.....	502	436
yards gained.....	2256	2030
yards lost.....	297	351
NET RUSHING YARDS.....	1959	1679
average per rush.....	3.9	3.9
average per game.....	195.8	167.9
PASSING ATTEMPTS.....	144	179
passes completed.....	78	73
had intercepted.....	14	15
completion percentage.....	54.2	40.8
NET PASSING YARDS.....	1228	1150
average per attempt.....	8.5	6.4
average per completion.....	15.7	15.8
average per game.....	122.8	115.0

TOTAL OFFENSIVE PLAYS.....	646	615
TOTAL NET YARDS.....	3187	2829
AVERAGE GAIN PER PLAY.....	4.3	4.6
AVERAGE PER GAME.....	318.7	282.9
FUMBLES-LOST.....	32-17	40-20
PENALTIES/YARDS.....	63/564	52/477
TURNOVERS (Margin: +4/+0.40)....	31	35
TOTAL RETURN YARDS.....	516	586
Punt Returns: No-Yards.....	29-278	26-307
Interceptions: No-Yards.....	15-238	14-279
Misc. (Fum/Blk. FG) Returns....	0-0	0-0
KICKOFF RETURNS: No-Yards.....	32-475	41-833
average per return.....	14.8	20.3
PUNTS/Average.....	54/45.4	56/40.0
BLOCKED KICKS.....	1	0
TOUCHDOWNS.....	34	26
by rushing	24	13
by passing	7	12
by return.....	3	1
PAT Kicks.....	23-34	16-26
Field Goals.....	0-1	0-0
Safeties.....	0	0
TOTAL POINTS.....	227	172
average per game.....	22.7	17.2

RUSHING	Att	Gain	Loss	NET	Avg.	TD	Long
M. Hodel.....	196	790	33	757	3.9	15	77t
Z. Jordan.....	104	522	114	408	3.9	1	40
W. Shelton.....	68	412	39	373	5.5	1	39
R. Curtis.....	35	153	23	130	3.7	0	17
D. Graves.....	38	183	49	134	3.5	2	33
F. Johnson.....	10	58	9	49	4.9	0	14
R. Williams.....	32	69	20	49	1.5	5	5
B. Wilson.....	6	23	0	23	3.9	0	8
T. Brookshier.....	3	21	0	21	7.0	0	8
A. Beery.....	8	17	10	7	0.9	0	5
G. Leyden.....	1	7	0	7	7.0	0	7
D. Hagin.....	1	1	0	1	1.0	0	1

RECEIVING	Player	No.	Yards	Avg.	TD	Long
M. Hodel.....	23	244	10.6	0	23	
C. Mosher.....	18	366	20.3	2	42t	
R. Williams.....	15	177	11.8	1	24	
W. Shelton.....	7	239	34.1	2	55	
A. Beery.....	4	65	16.3	1	22t	
F. Johnson.....	3	58	19.3	0	32	
D. Graves.....	2	71	35.5	1	45	
T. Evans.....	2	11	5.5	0	6	
J. Nix.....	1	5	5.0	0	5	
D. Branby.....	1	2	2.0	0	2	
P. Thompson.....	1	-5	-5.0	0	-5	
H. Johnson.....	1	-5	-5.0	0	-5	

SCORING	Player	Tot	Ru	Re	Rt	EP-A	FG-A	PTS
M. Hodel.....	15	15	0	0	0-0	0-0	90	
R. Williams.....	6	5	1	0	2-3	0-0	38	
L. Venzke.....	0	0	0	0	21-31	0-0	21	
D. Graves.....	3	2	1	0	0-0	0-0	18	
W. Shelton.....	3	1	2	0	0-0	0-0	18	
C. Mosher.....	2	0	2	0	0-0	0-0	12	
Z. Jordan.....	1	1	0	0	0-0	0-0	6	
A. Beery.....	1	0	1	0	0-0	0-0	6	
D. Panches.....	1	0	0	1	0-0	0-0	6	
D. Branby.....	1	0	0	1	0-0	0-0	6	
J. Dalthorp.....	1	0	0	1	0-0	0-0	6	

PASSING	Player	Att-Com-Int	Pct.	Yards	—avg. per—	TD	Long	TOTAL OFFENSE
					att. comp.			Att. Yds Avg.
Z. Jordan.....	103- 55-10	53.4	823	8.0	15.0	3	55	207 1345 6.5
D. Graves.....	17- 11- 1	64.7	178	10.5	16.2	1	38t	55 312 5.7
W. Shelton.....	6- 5- 0	83.3	95	15.8	19.0	1	42t	74 468 6.3
A. Beery.....	8- 3- 1	37.5	16	2.0	5.3	0	6	16 23 1.4
F. Johnson.....	4- 2- 0	50.0	68	17.0	34.0	0	39	14 117 8.4
G. Leyden.....	1- 1- 0	100.0	22	22.0	22.0	1	22t	2 29 14.5
R. Williams.....	3- 1- 1	33.3	26	8.7	26.0	1	26t	35 75 2.1
R. Curtis.....	2- 0- 1	0.0	0	0.0	0.0	0	0	37 130 3.5

NCAA Rating: Jordan 110.7, Graves 160.3.

PUNTING	Player	No.	Yards	Avg.	Long	In	had	Net
						20	50+	blk
Z. Jordan.....	38	1830	48.2	71	7	13	0	42.0
L. Venzke.....	10	326	32.6	53	0	1	0	30.0
R. Williams.....	4	199	49.8	55	1	2	0	39.0
D. Graves.....	1	54	54.0	54	0	1	0	54.0
A. Beery.....	1	45	45.0	45	0	0	0	40.0

PUNT RETURNS	Player	No.	Yards	Avg.	TD	Long
W. Shelton.....	5	76	15.2	0	18	
T. Brookshier.....	5	52	10.4	0	17	
F. Johnson.....	10	101	10.1	0	20	
D. Graves.....	5	34	6.8	0	22	
M. Hodel.....	2	13	6.5	0	9	
G. Leyden.....	1	1	1.0	0	1	
R. Shepherd.....	1	1	1.0	0	1	

KICKOFF RETURNS	Player	No.	Yards	Avg.	TD	Long
T. Brookshier.....	4	89	22.3	0	31	
A. Beery.....	3	56	18.7	0	27	
M. Hodel.....	5	91	18.2	0	28	
R. Williams.....	5	84	16.4	0	32	
W. Shelton.....	5	72	14.4	0	20	
D. Graves.....	4	42	10.5	0	29	
J. Nix.....	1	10	10.0	0	10	
H. Davidson.....	1	9	9.0	0	9	
C. Mosher.....	3	22	7.3	0	14	
J. Swigert.....	1	0	0.0	0	0	

INTERCEPTIONS	Player	No.	Yards	Avg.	TD	Long
T. Brookshier.....	3	67	22.3	0	53	
R. Shepherd.....	3	56	18.7	0	52	
D. Graves.....	3	20	6.7	0	13	
F. Johnson.....	2	13	6.5	0	13	
D. Branby.....	1	48	48.0	1	48t	
J. Dalthorp.....	1	30	30.0	1	30t	
T. Hancock.....	1	2	2.0	0	2	
L. Horine.....	1	2	2.0	0	2	

FIELD GOALS	Player	10-19	20-29	30-39	40-49	50+	Total	Long
L. Venzke.....	0-0	0-0	0-1	0-0	0-0	0-1	0	0
Opponents.....	0-0	0-0	0-0	0-0	0-0	0-0	0	0



1951

7-3-0 5-1 (2nd/Big 7)

	S	R	W	L	Result		Attend	Rank		CU	FD	Rushing			Passing			Tot Off		Opp	FD	Rushing			Passing			Tot Off		TV
					CU	Opp		att	yds			td	a	c	i	yds	td	no	yds			att	yds	td	a	c	i	yds	td	
S 22	COLORADO STATE	W	28-13	18,913	—	—	9	52	174	3	12-6-1	97	1	64	271	12	37	65	1	25-14-2	170	1	62	235						
S 29	at Northwestern	L	14-35	42,000	—	—	15	51	148	1	37-15-1	221	1	88	369	6	43	185	2	14-8-2	149	3	57	334						
O 6	*KANSAS	W	35-27	29,367	—	20	14	51	246	3	12-6-0	65	1	63	311	16	46	172	2	19-8-1	201	1	65	373						
O 13	*MISSOURI	W	34-13	21,331	—	—	14	50	325	5	13-6-0	72	0	63	397	13	39	76	1	30-12-2	160	1	69	236						
O 20	*at Kansas State	W	20-7	14,523	—	—	19	80	268	3	7-3-0	41	0	87	309	5	13	15	0	28-10-1	173	1	41	188						
O 27	*at Oklahoma	L	14-55	46,686	—	—	12	40	155	2	21-9-3	101	0	61	256	14	57	268	3	13-7-0	189	4	70	457						
N 3	*IOWA STATE	W	47-20	23,462	—	—	10	52	262	4	8-5-1	109	1	60	371	16	42	168	1	29-11-4	246	2	71	414						
N 10	UTAH	W	54-0	14,048	—	—	23	68	452	6	12-8-0	175	2	80	627	7	24	22	0	35-11-2	137	0	59	159						
N 17	*at Nebraska	W	36-14	34,000	—	—	22	73	308	3	11-6-1	110	2	84	418	14	29	105	1	25-8-0	120	1	54	225	IND.					
N 24	at Michigan State	L	7-45	29,987	—	2	12	48	178	1	17-7-2	68	0	65	246	22	58	390	5	14-6-1	120	2	72	510						

Head Coach: Dal Ward. **Assistant Coaches:** Eugene Gentry (ends), Frank Prentup (backfield), Marshall Wells (line), Ray Jenkins (B squad).
Usual Lineup: Offense (Single-wing)—LE Chuck Mosher, LT Laverne Rickels, LG Dick Knowlton, C Ken Huffer, RG Jack Swigert, RT Bill Allen, RE Hilary Johnson, QB Roger Williams, LH Zack Jordan, RH Woody Shelton, FB Merwin Hodel. **Defense (5-3)**—LE Don Branby, LT Jim Stander, LG Don Greenwood, C Roy Shepherd, RG Tom Cain, RT Jack Jorgenson, RE H.Johnson, B Jim Dalthorp, LH Cliff Vandeventer, S Larry Horine, RH Tom Brookshier. **Specialists**—PK Williams, P Jordan.
Note: Substitutions for the next four seasons were more readily allowed with relaxed rules due to the Korean War (freshmen were also eligible).

SCORE/QUARTERS	1	2	3	4	—	Total
COLORADO	48	82	57	102	—	289
Opponents.....	68	59	41	61	—	229

TEAM STATISTICS	Colorado	Opponents
FIRST DOWNS.....	150	125
by rushing.....	117	69
by passing.....	30	47
by penalty.....	3	9
RUSHING ATTEMPTS.....	565	388
yards gained.....	2833	1765
yards lost.....	317	299
NET RUSHING YARDS.....	2516	1466
average per rush.....	4.5	3.8
average per game.....	251.6	146.6
PASSING ATTEMPTS.....	150	232
passes completed.....	71	95
had intercepted.....	9	15
completion percentage.....	47.3	40.9
NET PASSING YARDS.....	1059	1665
average per attempt.....	7.1	7.2
average per completion.....	14.9	17.5
average per game.....	105.9	166.5
TOTAL OFFENSIVE PLAYS.....	715	620
TOTAL NET YARDS.....	3575	3131
AVERAGE GAIN PER PLAY.....	5.0	5.1
AVERAGE PER GAME.....	357.5	313.1

FUMBLES-LOST.....	42-17	35-19
PENALTIES/YARDS.....	86/660	54/444
TURNOVERS (Margin: +8/+0.80).....	26	34
TOTAL RETURN YARDS.....	642	281
Punt Returns: No-Yards.....	40-414	27-208
Interceptions: No-Yards.....	15-228	9-73
Misc. (Fum/Blk. FG) Returns.....	0-0	0-0
KICKOFF RETURNS: No-Yards.....	42-681	49-812
average per return.....	16.2	16.6
PUNTS/Average.....	63/39.3	66/39.7
BLOCKED KICKS.....	1	5
TOUCHDOWNS.....	42	34
by rushing.....	31	19
by passing.....	8	15
by return.....	3	0
PAT Kicks.....	35-42	25-34
Field Goals.....	0-0	0-1
Safeties.....	1	0
TOTAL POINTS.....	289	229
average per game.....	28.9	22.9

RUSHING	Att	Gain	Loss	NET	Avg.	TD	Long
M. Hodel.....	137	613	16	597	4.4	5	66
R. Johnson.....	72	482	27	455	6.3	6	36t
C. Hardy.....	53	440	17	423	7.9	5	67t
W. Shelton.....	113	527	107	417	3.7	4	24
R. Curtis.....	53	237	4	233	4.3	3	51t
Z. Jordan.....	65	276	110	166	2.5	2	19
B. Horton.....	14	77	8	69	4.9	0	23
H. Davidson.....	23	89	17	62	2.7	1	12
R. Gray.....	12	53	10	43	3.5	0	16
R. Williams.....	13	36	0	36	2.9	3	10
L. Venzke.....	9	14	1	13	1.5	2	4
T. Brookshier.....	1	2	0	2	2.0	0	2

RECEIVING	No.	Yards	Avg.	TD	Long
W. Shelton.....	14	254	18.1	2	48t
C. Mosher.....	12	190	15.8	1	31
L. Venzke.....	11	140	12.7	2	31t
M. Hodel.....	11	122	11.1	1	36
R. Williams.....	7	56	8.0	0	22
T. Evans.....	4	43	10.8	0	20
G. Knafelc.....	3	50	16.7	0	23
R. Curtis.....	3	22	7.3	0	11
R. Johnson.....	2	108	54.0	0	77
R. Gray.....	2	34	17.0	0	22
C. Fisher.....	1	30	30.0	1	30t
H. Davidson.....	1	10	10.0	1	10

SCORING	Player	Tot	Ru	Re	Rt	EP-A	FG-A	PTS
R. Williams.....	3	3	0	0	35-42	0-0	53	
M. Hodel.....	6	5	1	0	0-0	0-0	36	
R. Johnson.....	6	6	0	0	0-0	0-0	36	
W. Shelton.....	6	4	2	0	0-0	0-0	36	
C. Hardy.....	5	5	0	0	0-0	0-0	30	
L. Venzke.....	4	2	2	0	0-0	0-0	24	
R. Curtis.....	3	3	0	0	0-0	0-0	18	
Z. Jordan.....	2	2	0	0	0-0	0-0	12	
H. Davidson.....	2	1	1	0	0-0	0-0	12	
G. Figner.....	1	0	0	1	0-0	0-0	6	
T. Brookshier.....	1	0	0	1	0-0	0-0	6	
L. Horine.....	1	0	0	1	0-0	0-0	6	
C. Fisher.....	1	0	1	0	0-0	0-0	6	
C. Mosher.....	1	0	1	0	0-0	0-0	6	

PUNTING	Player	No.	Yards	Avg.	Long	In 20	had 50+	Net blk	Avg.
Z. Jordan.....	43	1751	40.7	69	4	7	1	37.6	
R. Johnson.....	5	229	45.8	68	1	2	0	39.6	
L. Venzke.....	5	209	41.8	55	1	1	0	38.8	
R. Williams.....	5	198	39.6	48	0	0	0	37.0	
C. Hardy.....	3	87	29.0	47	1	0	1	23.7	
Team.....	2	0	0.0	0	0	0	0	0.0	

PUNT RETURNS	Player	No.	Yards	Avg.	TD	Long
T. Brookshier.....	18	216	12.0	1	65t	
W. Shelton.....	17	175	10.3	0	30	
G. Figner.....	2	10	5.0	0	6	
C. Hardy.....	3	13	4.3	0	7	

KICKOFF RETURNS	Player	No.	Yards	Avg.	TD	Long
R. Curtis.....	6	140	23.3	0	29	
C. Hardy.....	10	241	24.1	0	43	
T. Brookshier.....	8	113	14.1	0	24	
B. Horton.....	1	20	20.0	0	20	
R. Gray.....	1	20	20.0	0	20	
R. Johnson.....	1	16	16.0	0	16	
L. Venzke.....	3	43	14.3	0	17	
H. Davidson.....	4	48	12.0	0	22	
M. Hodel.....	1	9	9.0	0	9	
H. Johnson.....	3	18	6.0	0	13	
R. Hunt.....	1	4	4.0	0	4	
D. Branby.....	2	6	3.0	0	6	
B. Allen.....	1	3	3.0	0	3	

INTERCEPTIONS	Player	No.	Yards	Avg.	TD	Long
C. Vandeventer.....	4	27	6.8	0	13	
L. Horine.....	3	31	10.3	1	25t	
G. Figner.....	2	48	24.0	1	45	
R. Shepherd.....	2	47	23.5	0	45	
R. Johnson.....	1	36	36.0	0	36	
D. Greenwood.....	1	15	15.0	0	15	
R. Gray.....	1	14	14.0	0	14	
J. Dalthorp.....	1	10	10.0	0	10	

FIELD GOALS

Player	10-19	20-29	30-39	40-49	50+	Total	Long
Colorado.....	0-0	0-0	0-0	0-0	0-0	0-0	0
Opponents.....	0-0	0-0	0-0	0-1	0-0	0-1	0

PASSING	Player	Att-Com-Int	Pct.	Yards	—avg. per—	TD	Long	TOTAL OFFENSE		
					att. comp.			Att.	Yds	Avg.
Z. Jordan.....	123-62-7	50.4	897	7.3	14.5	6	77	188	1063	5.7
B. Horton.....	3-2-0	66.7	48	16.0	24.0	1	26t	17	117	6.9
R. Johnson.....	6-1-0	16.7	36	6.0	36.0	0	36	78	491	6.3
R. Gray.....	2-1-0	50.0	30	15.0	30.0	1	30t	14	73	5.2
C. Hardy.....	4-2-1	66.7	29	7.3	14.5	0	20	57	452	7.9
W. Shelton.....	10-3-1	30.0	19	1.9	6.3	0	10	123	436	3.5
T. Brookshier.....	1-0-0	0.0	0	0.0	0.0	0	0	2	2	1.0
R. Williams.....	1-0-0	0.0	0	0.0	0.0	0	0	14	36	2.6

NCAA Rating: Jordan 116.4.



1952

6-2-2 2-2-2 (4th/Big 7)

	Rank	CU	Opp	FD	Rushing			Passing			Tot Off		Opp	Rushing			Passing			Tot Off		TV		
					att	yds	td	a	c	i	yds	td		no	yds	att	yds	td	a	c	i		yds	td
S 20	SAN JOSE STATE	W	20-14	19,998	—	—	19	68	350	2	9-3-2	29	0	77	379	12	38	169	2	20-9-0	139	0	58	308
S 27	*OKLAHOMA	T	21-21	30,732	—	4	11	49	120	2	14-8-1	97	1	63	217	16	61	257	3	12-4-1	64	0	73	321
O 4	*at Kansas	L	12-21	32,500	—	9	10	47	165	1	12-9-0	176	1	59	341	12	50	271	2	10-5-0	79	1	60	350
O 11	at Arizona (N)	W	34-19	24,500	—	—	19	60	262	3	8-4-0	68	1	68	330	11	42	106	1	14-7-1	120	1	56	226
O 18	*at Iowa State	W	21-12	15,000	—	—	11	45	147	1	17-8-1	84	1	62	231	10	46	147	1	23-9-2	88	1	69	235
O 25	*NEBRASKA	T	16-16	31,316	—	—	12	40	210	1	13-4-0	56	1	53	266	16	57	224	2	19-10-1	204	0	76	428
N 1	at Utah	W	20-14	15,300	—	—	12	44	192	1	8-6-0	73	1	52	265	22	51	246	1	31-16-1	131	1	82	377
N 8	*at Missouri	L	7-27	13,500	—	—	7	42	148	1	12-5-1	46	0	54	194	16	59	368	3	7-1-1	8	1	66	376
N 15	*KANSAS STATE	W	34-14	20,553	—	—	12	57	216	5	9-3-1	35	0	66	251	9	45	102	1	14-2-2	44	0	59	146
N 29	COLORADO STATE	W	61-0	20,882	—	—	16	57	422	6	15-7-1	117	2	72	539	7	29	-24	0	27-10-6	110	0	56	86

Head Coach: Dal Ward. **Assistant Coaches:** Frank Prentup (backfield), Bob Sneddon (ends), Marshall Wells (line), Ray Jenkins (B squad).

Usual Lineup: Offense (Single-wing)—LE Gary Knafelc, LT Bill Allen, LG Jack Swigert, C Ken Huffer, RG Roger Hunt, RT Dick Dietrich, RE Tom Evans, QB Roger Williams, LH Zack Jordan/Carroll Hardy, RH Woody Shelton, FB Ralph Curtis/Bill Horton. **Defense (5-3)**—LE Don Branby, LT Jim Stander, LG Bob Klamann, RG Roy Shepherd, RT Bob Morton, RE Alabama Glass, LB Don Greenwood, LB Jim Dalthorp, LH George Figner, S Larry Horine/Frank Bernardi, RH Tom Brookshier. **Specialists**—PK Williams, P Jordan.

Note: The 21-21 tie against Oklahoma was the only blemish on the Sooners record in Big Seven Conference games (Oklahoma was 57-0-1 in 10 years of league play).

SCORE/QUARTERS	1	2	3	4	—	Total
COLORADO	54	74	65	53	—	246
Opponents.....	48	30	33	47	—	158

TEAM STATISTICS

	Colorado	Opponents
FIRST DOWNS.....	129	131
by rushing.....	98	92
by passing.....	27	36
by penalty.....	4	3
RUSHING ATTEMPTS.....	509	478
yards gained.....	2587	2282
yards lost.....	355	416
NET RUSHING YARDS.....	2232	1866
average per rush.....	4.4	3.9
average per game.....	223.2	186.6
PASSING ATTEMPTS.....	117	177
passes completed.....	57	73
had intercepted.....	7	15
completion percentage.....	48.7	41.2
NET PASSING YARDS.....	781	987
average per attempt.....	6.7	5.6
average per completion.....	13.7	13.5
average per game.....	78.1	98.7
TOTAL OFFENSIVE PLAYS.....	626	655
TOTAL NET YARDS.....	3013	2853
AVERAGE GAIN PER PLAY.....	4.8	4.4
AVERAGE PER GAME.....	301.3	285.3
FUMBLES-LOST.....	31-17	37-29
PENALTIES/YARDS.....	52/550	49/415
TURNOVERS (Margin: +20/+2.00).....	24	44
TOTAL RETURN YARDS.....	609	414
Punt Returns: No-Yards.....	42-453	30-324
Interceptions: No-Yards.....	15-151	7-35
Misc. (Fum/Blk. FG) Returns.....	1-5	1-55
KICKOFF RETURNS: No-Yards.....	29-623	39-716
average per return.....	21.5	18.4
PUNTS/Average.....	63/44.3	74/38.6
BLOCKED KICKS.....	3	1
TOUCHDOWNS.....	36	23
by rushing.....	24	16
by passing.....	8	5
by return.....	4	2
PAT Kicks.....	27-36	18-22
Field Goals.....	1-1	0-2
Safeties.....	0	1
TOTAL POINTS.....	246	158
average per game.....	24.6	15.8

RUSHING

Player	Att	Gain	Loss	NET	Avg.	TD	Long
R. Curtis.....	139	679	15	664	4.8	5	49t
C. Hardy.....	94	629	56	573	6.1	6	28
W. Shelton.....	62	319	44	275	4.4	4	29
Z. Jordan.....	58	284	110	174	3.0	4	41t
B. Horton.....	46	178	14	164	3.6	1	20
D. Shelley.....	31	154	26	128	4.1	2	39t
R. Johnson.....	22	145	28	117	5.3	1	54
F. Bernardi.....	25	104	30	74	3.0	0	22
R. Gray.....	11	39	11	28	2.5	0	7
D. Greenwood.....	1	23	0	23	23.0	0	23
D. Neary.....	3	10	1	9	3.0	0	9
T. Brookshier.....	7	9	4	5	0.7	0	5
R. Williams.....	8	14	12	2	0.3	1	5
B. Ryder.....	1	0	1	-1	-1.0	0	-1
L. Venzke.....	1	0	3	-3	-3.0	0	-3

RECEIVING

Player	No.	Yards	Avg.	TD	Long
R. Williams.....	22	243	11.0	2	36t
R. Curtis.....	8	86	10.8	1	34t
W. Shelton.....	7	93	13.3	0	28
G. Knafelc.....	6	106	17.7	3	42t
Z. Jordan.....	3	45	15.0	1	16t
L. Venzke.....	3	22	7.3	0	9
F. Bernardi.....	2	92	46.0	1	87t
R. Johnson.....	2	41	20.5	0	24
T. Evans.....	2	48	19.0	0	33
C. Hardy.....	1	15	15.0	0	15
K. Huffer.....	1	-10	-10.0	0	-10

SCORING

Player	Touchdowns			Rt	EP-A	FG-A	PTS
	Tot	Ru	Re				
R. Williams.....	3	1	2	0	27-36	1-1	48
R. Curtis.....	6	5	1	0	0-0	0-0	36
C. Hardy.....	6	6	0	0	0-0	0-0	36
Z. Jordan.....	5	4	1	0	0-0	0-0	30
W. Shelton.....	4	4	0	0	0-0	0-0	24
G. Knafelc.....	3	0	3	0	0-0	0-0	18
F. Bernardi.....	2	0	1	1	0-0	0-0	12
D. Shelley.....	2	2	0	0	0-0	0-0	12
R. Shepherd.....	2	0	0	2	0-0	0-0	12
J. Dalthorp.....	1	0	0	1	0-0	0-0	6
B. Horton.....	1	1	0	0	0-0	0-0	6
R. Johnson.....	1	1	0	0	0-0	0-0	6

PUNTING

Player	No.	Yards	Avg.	In		had Net	
				20	50+	blk	Avg.
Z. Jordan.....	56	2532	45.2	78	12	19	1 36.2
C. Hardy.....	2	133	66.5	69	2	2	0 66.5
R. Johnson.....	3	115	38.3	50	0	1	0 38.3
R. Williams.....	1	9	9.0	9	0	0	0 9.0
Team.....	1	0	0.0	0	0	0	0 0.0

PUNT RETURNS

Player	No.	Yards	Avg.	TD	Long
T. Brookshier.....	24	233	9.7	0	22
F. Bernardi.....	1	63	63.0	1	63t
W. Shelton.....	6	69	11.5	0	15
L. Horine.....	3	30	10.0	0	15
G. Figner.....	7	53	7.6	0	35
R. Shepherd.....	1	5	5.0	0	5

KICKOFF RETURNS

Player	No.	Yards	Avg.	TD	Long
C. Hardy.....	12	386	32.2	0	84
T. Brookshier.....	8	136	17.0	0	32
B. Horton.....	5	60	12.0	0	22
R. Hunt.....	3	32	10.7	0	18
D. Branby.....	1	9	9.0	0	9

INTERCEPTIONS

Player	No.	Yards	Avg.	TD	Long
R. Shepherd.....	5	54	10.8	1	18t
T. Brookshier.....	3	25	8.3	0	18
D. Greenwood.....	2	24	12.0	0	12
D. Branby.....	2	29	14.5	0	29
L. Horine.....	2	19	9.5	0	19
G. Figner.....	1	0	0.0	0	0

FIELD GOALS

Player	10-19	20-29	30-39	40-49	50+	Total	Long
R. Williams.....	0-0	1-1	0-0	0-0	0-0	1-1	28
Opponents.....	0-0	0-0	0-1	0-1	0-0	0-2	0

PASSING

Player	Att	Com	Int	Pct.	Yards	—avg. per—		TD	Long	TOTAL OFFENSE		
						att.	comp.			Att.	Yds	Avg.
Z. Jordan.....	85	42	5	49.4	567	6.7	13.5	4	87t	143	741	5.2
W. Shelton.....	6	4	0	66.7	60	10.0	15.0	2	21	68	335	4.9
L. Venzke.....	2	2	0	100.0	58	29.0	29.0	2	42t	3	55	18.3
R. Williams.....	9	4	1	44.4	48	5.3	12.0	0	15	17	50	2.9
F. Bernardi.....	8	3	1	37.5	27	3.4	9.0	0	14	33	101	3.1
C. Hardy.....	5	2	0	40.0	21	4.2	10.5	0	12	99	594	6.0
R. Johnson.....	2	0	0	0.0	0	0.0	0.0	0	0	23	117	5.1

NCAA Rating: Jordan 109.2.



1953

6-4-0 2-4 (6th/Big 7)

S	No	at	Opp	Result	Attend	Rank		CU	Rushing			Passing			Tot Off		Opp	Rushing			Passing			Tot Off		TV	
						CU	Opp		FD	att	yds	td	a	c	i	yds		td	no	yds	FD	att	yds	td	a		c
S	19	at	Washington	W 21-20	31,000	—	—	14	52	218	1	13	3-2	67	2	65	285	16	29	107	2	42	19-1	285	1	71	392
S	26		ARIZONA	W 20-14	24,500	—	—	14	55	175	3	6	3-1	49	0	61	224	10	47	114	0	11	4-2	31	0	58	145
O	3		*MISSOURI	L 16-27	23,840	—	—	15	45	200	1	15	4-3	97	1	60	297	12	40	147	2	14	9-1	229	2	54	376
O	10		*KANSAS	L 21-27	24,300	—	—	9	26	67	1	25	11-4	146	1	51	213	18	59	306	4	8	3-1	60	0	67	366
O	17		*at Kansas State	L 14-28	14,000	—	—	17	54	215	2	12	8-1	101	0	66	316	14	43	376	3	2	0-0	0	0	45	376
O	24		*at Oklahoma	L 20-27	36,565	—	9	11	53	277	3	9	3-1	11	0	62	288	16	57	327	4	5	1-0	11	0	62	338
O	31		*IOWA STATE	W 41-34	22,500	—	—	17	45	278	3	14	6-1	117	2	59	395	17	48	220	3	18	12-2	218	2	66	438
N	7		UTAH	W 21-0	18,500	—	—	10	47	161	2	6	2-1	29	1	53	190	14	51	191	0	24	9-7	58	0	75	249
N	14		*at Nebraska	W 14-10	36,000	—	—	10	34	150	1	7	3-1	46	1	41	196	20	62	248	1	12	5-0	55	0	74	303
N	28		at Colorado State	W 13-7	7,549	—	—	22	67	290	1	11	5-4	74	1	78	364	8	44	114	1	6	2-0	19	0	50	133

Head Coach: Dal Ward. **Assistant Coaches:** Frank Prentup (backfield), Bob Sneddon (ends), Marshall Wells (line), Ray Jenkins (freshmen).
Usual Lineup: Offense (Single-wing), Defense (5-3)—LE Gary Knafelc, LT Lee Marshall, LG Jim Stander, C Dave Hill, RG Dick Knowlton, RT Bob Morton, RE Alabama Glass, QB Roger Hunt, LH Carroll Hardy/Homer Jenkins/Ron Johnson, RH Frank Bernardi, FB Emerson Wilson. **Specialists**—PK Roger Hunt/Don Piper, P Jenkins/Hardy.
Note: The Buffs rebounded from four straight tough losses in the middle of the season to close with four straight wins, including the last three over long-time rivals Utah,

SCORE/QUARTERS	1	2	3	4	—	Total
COLORADO	27	55	63	56	—	201
Opponents	70	40	35	49	—	194

TEAM STATISTICS	Colorado	Opponents
FIRST DOWNS	139	145
by rushing	107	114
by passing	28	30
by penalty	4	1
THIRD DOWN EFFICIENCY	49-112	40-124
percentage	43.8	32.3
FOURTH DOWN EFFICIENCY	9-21	11-25
percentage	42.9	44.0
RUSHING ATTEMPTS	478	480
yards gained	2316	2429
yards lost	285	279
NET RUSHING YARDS	2031	2150
average per rush	4.2	4.5
average per game	203.1	215.0
PASSING ATTEMPTS	118	142
passes completed	48	64
had intercepted	19	14
completion percentage	40.7	45.1
NET PASSING YARDS	737	966
average per attempt	6.2	6.8
average per completion	15.4	15.1
average per game	73.7	96.6
TOTAL OFFENSIVE PLAYS	596	622
TOTAL NET YARDS	2768	3116
AVERAGE GAIN PER PLAY	4.6	5.0
AVERAGE PER GAME	276.8	311.6
FUMBLES-LOST	38-14	30-18
PENALTIES/YARDS	55/428	50/447
TURNOVERS (Margin: -1/-0.10)	33	32
TOTAL RETURN YARDS	664	592
Punt Returns: No-Yards	27-464	22-333
Interceptions: No-Yards	14-200	19-174
Misc. (Fum/Blk. FG) Returns	0-0	2-85
KICKOFF RETURNS: No-Yards	37-730	36-762
average per return	19.7	21.2
PUNTS/Average	50/38.8	54/36.5
BLOCKED KICKS	2	2
TIMES PENETRATED OPP. 20	25	22
scores/td,fg	17/17.0	16/15.1
TOUCHDOWNS	29	28
by rushing	18	20
by passing	9	5
by return	2	3
PAT Kicks	25-29	20-28
Field Goals	0-0	2-2
Safeties	1	0
TOTAL POINTS	201	194
average per game	20.1	19.4

RUSHING						
Player	Att	Gain	Loss	NET	Avg.	TD Long
E. Wilson	118	617	26	591	5.0	6 41t
F. Bernardi	95	553	60	493	5.2	2 46t
C. Hardy	74	416	55	361	4.9	3 35t
H. Jenkins	65	248	65	183	2.8	3 17
D. Shelley	41	172	0	172	4.2	2 11
R. Johnson	38	157	19	138	3.6	0 16
R. Hunt	4	33	0	33	8.3	2 26t
S. Maphis	4	17	0	17	4.3	0 8
C. Toms	2	15	0	15	7.5	0 11
B. Horton	14	39	26	13	0.8	0 10
D. Piper	6	13	0	13	2.2	0 5
L. Popoff	1	9	0	9	9.0	0 9
D. Neary	5	8	3	5	1.0	0 3
P. Middlemist	7	17	16	1	0.1	0 9
B. Lamont	2	0	4	-4	-2.0	0 -2
G. Knafelc	2	2	11	-9	-4.5	0 2

RECEIVING					
Player	No.	Yards	Avg.	TD	Long
G. Knafelc	22	451	20.5	8	50t
D. Piper	6	65	10.8	0	22
F. Bernardi	4	41	10.3	0	17
B. Lamont	4	40	10.0	0	22
R. Hunt	3	49	16.3	0	25
A. Glass	2	14	7.0	0	10
E. Wilson	2	-3	-1.5	0	-1
R. Johnson	1	29	29.0	1	29t
C. Fisher	1	22	22.0	0	22
M. Balich	1	20	20.0	0	20
D. Shelley	1	8	8.0	0	8
H. Jenkins	1	1	1.0	0	1

SCORING						
Player	Tot	Ru	Re	Rt	EPA	FG-A PTS
G. Knafelc	8	0	8	0	0-0	0-0 48
E. Wilson	6	6	0	0	0-0	0-0 36
R. Hunt	2	2	0	0	14-15	0-0 26
R. Johnson	3	0	1	2	0-0	0-0 18
C. Hardy	3	3	0	0	0-0	0-0 18
H. Jenkins	3	3	0	0	0-0	0-0 18
F. Bernardi	2	2	0	0	0-0	0-0 12
D. Shelley	2	2	0	0	0-0	0-0 12
D. Piper	0	0	0	0	9-10	0-0 9
B. Lamont	0	0	0	0	2-4	0-0 2

PASSING										
Player	Att	Com	Int	Pct.	Yards	—avg. per—	TD	Long	TOTAL OFFENSE	
						att.	comp.		Att. Yds Avg.	
F. Bernardi	22	11	3	50.0	176	8.0	16.0	2	31t	117 669 5.7
H. Jenkins	26	9	5	34.6	163	6.3	18.1	3	50t	91 346 3.8
B. Horton	16	8	2	50.0	111	6.9	13.9	1	28t	30 124 4.1
C. Hardy	19	6	1	31.6	104	5.5	17.3	1	25t	93 465 5.0
R. Johnson	17	7	2	41.2	88	5.2	12.6	1	30t	55 226 4.1
C. Toms	8	3	2	37.5	45	5.6	15.0	0	22	10 60 6.0
P. Middlemist	7	2	3	28.6	29	4.1	14.5	1	17	14 30 2.1
D. Neary	1	1	0	100.0	22	22.0	22.0	0	22	6 27 4.5
B. Lamont	1	0	1	0.0	0	0.0	0.0	0	0	3 -4 -1.3
D. Piper	1	1	0	100.0	-1	-1.0	-1.0	0	-1	7 12 1.7

NCAA Rating: Bernardi 119.9, Jenkins 86.9.

PUNTING									
Player	No.	Yards	Avg.	Long	In	had	Net		
					20	50+	blk	Avg.	
D. Neary	1	42	42.0	42	0	0	0	42.0	
C. Hardy	17	732	43.1	77	5	2	0	37.2	
H. Jenkins	18	750	41.7	61	3	3	0	34.3	
R. Hunt	2	65	32.5	39	0	0	0	-7.5	
R. Johnson	7	278	39.7	59	2	4	2	36.7	
C. Toms	2	56	28.0	36	1	0	0	28.0	
P. Middlemist	1	16	16.0	16	0	0	0	16.0	
Team	2	0	0.0	0	0	0	0	0.0	

PUNT RETURNS					
Player	No.	Yards	Avg.	TD	Long
R. Johnson	7	179	25.6	1	92t
C. Hardy	4	74	18.5	0	54
F. Bernardi	10	164	16.4	0	51
P. Middlemist	3	26	8.7	0	12
H. Jenkins	2	16	8.0	0	16
C. Toms	1	5	5.0	0	5

KICKOFF RETURNS					
Player	No.	Yards	Avg.	TD	Long
R. Johnson	6	210	35.0	1	97t
H. Jenkins	2	59	29.5	0	45
C. Hardy	4	100	25.0	0	30
R. Hunt	8	160	20.0	0	26
D. Neary	1	20	20.0	0	20
D. Piper	3	59	19.7	0	22
F. Bernardi	2	33	16.5	0	22
B. Horton	1	12	12.0	0	12
G. Knafelc	2	22	11.0	0	22
E. Wilson	4	40	10.0	0	17
D. Shelley	1	8	8.0	0	8
A. Glass	2	5	2.5	0	3
H. Branby	1	2	2.0	0	2

INTERCEPTIONS					
Player	No.	Yards	Avg.	TD	Long
F. Bernardi	5	131	26.2	0	45
C. Hardy	3	35	11.7	0	25
H. Jenkins	2	12	6.0	0	19
D. Karnoscak	2	2	1.0	0	2
K. Huffer	1	3	3.0	0	3
D. Piper	1	0	0.0	0	0
P. Middlemist	0*	17	0	17

FIELD GOALS							
Player	10-19	20-29	30-39	40-49	50+	Total	Long
Colorado	0-0	0-0	0-0	0-0	0-0	0-0	0
Opponents	0-0	1-1	0-0	1-1	0-0	2-2	46



1954

7-2-1 3-2-1 (3rd/Big 7)

	Result	Attend	Rank	CU	Rushing	Passing	Tot Off	Opp	Rushing	Passing	Tot Off	TV												
S	18	DRAKE	W 61-0	14,500	—	19	43	430	6	7-3-0	49	2	50	479	15	54	135	0	11-5-1	74	0	65	209	
S	25	COLORADO STATE	W 46-0	26,500	—	13	41	415	5	8-4-2	64	2	49	479	13	53	133	0	24-4-0	38	0	77	171	
O	2	*at Kansas	W 27-0	24,000	—	15	61	259	3	2-2-0	66	1	63	325	4	34	14	0	7-3-2	42	0	41	56	
O	9	at Arizona (N)	W 40-18	25,000	—	20	61	421	5	6-4-1	39	1	67	460	13	42	210	2	7-4-0	98	1	49	308	
O	16	*at Iowa State	W 20-0	17,000	17	18	61	319	3	3-2-0	18	0	64	337	12	35	79	0	19-7-2	85	0	54	164	
O	23	*NEBRASKA	L 6-20	32,500	11	15	41	231	1	18-5-1	43	0	59	274	19	56	280	3	12-6-0	100	0	68	380	
O	30	*OKLAHOMA	L 6-13	32,600	—	2	15	46	105	0	12-6-1	107	1	58	212	18	58	245	2	7-3-0	65	0	65	310
N	6	*at Missouri	T 19-19	24,000	—	11	47	268	3	6-4-1	38	0	53	306	15	59	186	2	10-3-0	72	1	69	258	
N	13	at Utah	W 20-7	10,111	—	16	55	219	2	8-2-1	41	0	63	260	11	36	53	0	23-14-0	152	1	59	205	
N	20	*KANSAS STATE	W 38-14	23,600	—	14	36	493	6	2-1-0	5	0	38	498	22	65	245	1	18-6-1	131	1	83	376	

Head Coach: Dal Ward. **Assistant Coaches:** Ray Jenkins (ends), Frank Prentup (backfield), Marshall Wells (line), Hugh Davidson (freshmen).
Usual Lineup: Offense (Single-wing), Defense (5-3)—LE Lamar Meyer, LT Dick Golder/Bill Kucera, LG Dick Stapp, C Don Karnoscak, RG Dave Jones, RT Sam Salerno/Harry Javernick, RE Wally Merz/Les Lotz, QB Sam Maphis, LH Carroll Hardy/Homer Jenkins, RH Frank Bernardi, FB Emerson Wilson/John Bayuk. **Specialists**—PK Hardy/Bill Lamont, P Hardy.
Note: Colorado finished third in the nation in rushing (316.0 per game) and battled eventual national runner-up Oklahoma (10-0) closer than anyone in holding the Sooners to a season low 13 points.

SCORE/QUARTERS	1	2	3	4	—	Total
COLORADO	66	73	74	70	—	283
Opponents.....	12	20	20	39	—	91

TEAM STATISTICS	Colorado	Opponents
FIRST DOWNS.....	156	142
by rushing	135	103
by passing	18	30
by penalty.....	3	9
THIRD DOWN EFFICIENCY.....	52-111	53-141
percentage.....	46.8	37.6
FOURTH DOWN EFFICIENCY.....	12-21	17-32
percentage.....	57.1	53.1
RUSHING ATTEMPTS.....	492	492
yards gained.....	3439	1986
yards lost.....	279	406
NET RUSHING YARDS.....	3160	1580
average per rush	6.4	3.2
average per game	316.0	158.0
PASSING ATTEMPTS.....	72	138
passes completed.....	33	55
had intercepted.....	7	6
completion percentage.....	45.8	39.9
NET PASSING YARDS.....	470	857
average per attempt.....	6.5	6.2
average per completion	14.2	15.6
average per game.....	47.0	85.7
TOTAL OFFENSIVE PLAYS.....	564	630
TOTAL NET YARDS	3630	2437
AVERAGE GAIN PER PLAY.....	6.4	3.9
AVERAGE PER GAME	363.0	243.7
FUMBLES-LOST	32-13	35-19
PENALTIES/YARDS	64/577	53/394
TURNOVERS (Margin: +5/+0.50)....	20	25
TOTAL RETURN YARDS.....	538	235
Punt Returns: No-Yards.....	36-442	16-170
Interceptions: No-Yards.....	6-96	7-65
Misc. (Fum/Blk. FG) Returns....	0-0	0-0
KICKOFF RETURNS: No-Yards.....	22-476	41-772
average per return	21.6	18.8
PUNTS/Average.....	41/40.1	60/37.2
BLOCKED KICKS.....	2	3
TIMES PENETRATED OPP. 20	30	21
scores/td,fg	22/22.0	11/11.0
TOUCHDOWNS.....	43	14
by rushing	34	10
by passing	7	4
by return.....	2	0
PAT Kicks.....	25-43	7-14
Field Goals.....	0-0	0-0
Safeties.....	0	0
TOTAL POINTS.....	283	91
average per game.....	28.3	9.1

RUSHING Player	Att	Gain	Loss	NET	Avg.	TD	Long
J. Bayuk.....	145	847	23	824	5.7	11	79t
F. Bernardi.....	75	708	40	668	8.9	4	68t
C. Hardy.....	70	716	74	642	9.2	8	84t
H. Jenkins.....	69	503	57	446	6.5	4	54
E. Wilson.....	82	430	11	419	5.1	4	95t
P. Middlemist.....	17	97	26	71	4.2	1	24
D. Neary.....	11	69	21	48	4.4	0	28
H. Scott.....	4	20	0	20	5.0	0	15
S. Maphis.....	15	38	23	15	1.0	2	7
M. Frinks.....	3	11	0	11	3.7	0	6
B. Lamont.....	1	0	4	-4	-4.0	0	-4

RECEIVING Player	No.	Yards	Avg.	TD	Long
F. Bernardi.....	8	170	21.3	3	44t
W. Merz.....	5	49	9.8	0	14
B. Lamont.....	5	28	5.6	1	20t
S. Maphis.....	4	54	13.5	1	39t
J. Leahy.....	2	56	28.0	1	48
L. Meyer.....	2	38	19.0	1	26t
C. Hardy.....	2	23	11.5	0	14
H. Jenkins.....	2	20	10.0	0	18
L. Lotz.....	1	14	14.0	0	14
K. Schlagel.....	1	10	10.0	0	10
E. Wilson.....	1	8	8.0	0	8

SCORING Player	Tot	Ru	Re	Rt	EPA	FGA	PTS
R. Williams.....	3	1	2	0	27-36	1-1	48
C. Hardy.....	9	8	0	1	14-19	0-0	68
J. Bayuk.....	11	11	0	0	0-0	0-0	66
F. Bernardi.....	7	4	3	0	0-0	0-0	42
H. Jenkins.....	4	4	0	0	4-7	0-0	28
E. Wilson.....	4	4	0	0	0-0	0-0	24
S. Maphis.....	3	2	1	0	0-0	0-0	18
B. Lamont.....	1	0	1	0	7-17	0-0	13
L. Meyer.....	1	0	1	0	0-0	0-0	6
P. Middlemist.....	1	1	0	0	0-0	0-0	6
J. Leahy.....	1	0	1	0	0-0	0-0	6
D. Karnoscak.....	1	0	0	1	0-0	0-0	6

PUNTING Player	No.	Yards	Avg.	In	had	Net		
C. Hardy.....	26	1122	43.2	75	3	10	0	38.2
H. Jenkins.....	8	314	39.3	50	2	1	0	37.5
H. Scott.....	1	39	39.0	39	0	0	0	27.0
P. Middlemist.....	6	170	28.3	43	1	0	0	25.8

PUNT RETURNS Player	No.	Yards	Avg.	TD	Long
C. Hardy.....	11	138	12.5	0	52
P. Middlemist.....	6	108	18.0	0	24
F. Bernardi.....	7	86	12.3	0	22
H. Jenkins.....	5	64	12.8	0	42
D. Neary.....	4	26	6.5	0	13
H. Scott.....	2	17	8.5	0	14
L. Meyer.....	1	3	3.0	0	3

KICKOFF RETURNS Player	No.	Yards	Avg.	TD	Long
H. Jenkins.....	2	104	52.0	0	68
C. Hardy.....	5	157	31.4	0	35
P. Middlemist.....	2	55	27.5	0	33
J. Bayuk.....	1	18	18.0	0	18
L. Meyer.....	1	16	16.0	0	16
S. Maphis.....	2	28	14.0	0	20
F. Bernardi.....	5	62	12.4	0	32
E. Wilson.....	2	18	9.0	0	13
L. Lotz.....	1	9	9.0	0	9
W. Merz.....	1	9	9.0	0	9

INTERCEPTIONS Player	No.	Yards	Avg.	TD	Long
C. Hardy.....	3	90	30.0	1	75t
D. Karnoscak.....	2	1	0.5	0	1
P. Middlemist.....	1	5	5.0	0	5

FIELD GOALS Player	10-19	20-29	30-39	40-49	50+	Total	Long
Colorado.....	0-0	0-0	0-0	0-0	0-0	0-0	0
Opponents.....	0-0	0-0	0-0	0-0	0-0	0-0	0

PASSING Player	Att-Com-Int	Pct.	Yards	—avg. per—	TD	Long	TOTAL OFFENSE
C. Hardy.....	25-13-4	52.0	189	7.6	15.8	1	48
H. Jenkins.....	12-5-0	41.7	92	7.7	18.4	2	44t
P. Middlemist.....	13-6-1	46.2	90	6.9	15.0	2	39t
F. Bernardi.....	15-6-2	40.0	70	4.7	11.7	1	26t
H. Scott.....	5-2-0	40.0	15	3.0	7.5	1	8
S. Maphis.....	2-1-0	50.0	14	7.0	14.0	0	14

NCAA Rating: Jenkins 161.3, Middlemist 139.5, Hardy 96.7, Bernardi 74.8.



1955

6-4-0 3-3 (3rd/Big 7)

Table with columns: Rank, CU, Opp, Rushing, Passing, Tot Off, Opp, Rushing, Passing, Tot Off, TV. Rows include games against ARIZONA, KANSAS, Oregon, Kansas State, Oklahoma, MISSOURI, UTAH, Nebraska, IOWA STATE, and Colorado State.

Head Coach: Dal Ward. Assistant Coaches: Ray Jenkins (ends), Frank Prentup (backfield), Marshall Wells (line), Hugh Davidson (freshmen). Usual Lineup: Offense (Single-wing), Defense (5-3)...

SCORE/QUARTERS table with columns 1, 2, 3, 4, Total. Rows for COLORADO and Opponents.

TEAM STATISTICS table with columns Colorado, Opponents. Rows include FIRST DOWNS, RUSHING ATTEMPTS, NET RUSHING YARDS, PASSING ATTEMPTS, TOTAL OFFENSIVE PLAYS, etc.

RUSHING Player table with columns Att, Gain, Loss, NET Avg, TD, Long. Rows list players like J. Bayuk, J. Becker, H. Jenkins, etc.

RECEIVING Player table with columns No., Yards, Avg, TD, Long. Rows list players like F. Clarke, S. Maphis, J. Leahy, etc.

SCORING Player table with columns Tot, Ru, Re, Rt, EP-A, FGA, PTS. Rows list players like B. Stransky, E. Wilson, H. Jenkins, etc.

PASSING Player table with columns Att-Com-Int, Pct, Yards, -avg. per-att, -comp, TD, Long, TOTAL OFFENSE Att, Yds, Avg.

PUNTING Player table with columns No., Yards, Avg, Long, In 20, had 50+, Net blk, Avg. Rows list players like J. Becker, H. Jenkins, B. Stransky, etc.

PUNT RETURNS Player table with columns No., Yards, Avg, TD, Long. Rows list players like B. Stransky, E. Wilson, H. Jenkins, etc.

KICKOFF RETURNS Player table with columns No., Yards, Avg, TD, Long. Rows list players like B. Stransky, H. Jenkins, G. Worden, etc.

INTERCEPTIONS Player table with columns No., Yards, Avg, TD, Long. Rows list players like D. Karnoscak, H. Branby, J. Leahy, etc.

FIELD GOALS Player table with columns 10-19, 20-29, 30-39, 40-49, 50+, Total, Long. Rows for Colorado and Opponents.



1957

6-3-1 33 (3rd/Big 7)

	Result	Attend	Rank CU	Opp	CU FD	Rushing att	yds	td	Passing a-c-i	yds	td	Tot Off no	yds	Opp FD	Rushing att	yds	td	Passing a-c-i	yds	td	Tot Off no	yds	TV	
S 21	at Washington	T 6-6	32,500	—	—	14	61	238	1	8-2-0	2	0	69	240	7	41	146	0	7-2-1	63	1	48	209	
S 28	UTAH	W 30-24	37,000	—	—	21	62	294	2	11-6-1	137	2	73	431	17	35	82	1	26-17-2	248	2	61	330	
O 5	*KANSAS	L 34-35	34,000	—	—	24	55	397	4	10-4-1	53	1	65	450	11	50	198	3	6-4-0	101	2	56	299	
O 12	ARIZONA	W 34-14	19,500	—	—	17	62	259	3	18-7-1	129	1	80	388	12	38	115	2	28-13-4	171	0	66	286	
O 19	*at Kansas State	W 42-14	16,000	—	—	35	58	478	6	18-11-1	169	0	76	647	17	50	197	2	12-7-0	77	0	62	274	
O 26	*at Oklahoma	L 13-14	61,624	—	1	16	64	213	0	8-4-1	54	1	72	267	14	60	250	2	7-0-1	0	0	67	250	NBC (r)
N 2	*MISSOURI	L 6-9	41,000	18	—	16	67	274	1	10-4-2	52	0	77	326	7	33	107	1	6-2-1	16	0	39	123	
N 9	at Colorado State	W 20-0	7,000	—	—	21	59	240	3	17-8-3	108	0	76	348	6	39	26	0	12-5-1	58	0	51	84	
N 16	*at Nebraska	W 27-0	28,000	—	—	27	70	404	3	14-6-0	75	1	84	479	9	44	132	0	9-2-0	32	0	53	164	
N 23	*IOWA STATE	W 38-21	21,000	—	—	29	58	427	4	13-6-1	149	2	71	576	13	37	114	1	22-10-1	236	2	59	350	

Head Coach: Dal Ward. **Assistant Coaches:** Ray Jenkins (ends), Frank Prentup (backfield), Will Walls (tackles), Marshall Wells (guards/centers), Hugh Davidson (freshmen), Bob Beattie (freshmen assistant).

Usual Lineup: Offense (Single-wing/Wing-T), Defense (5-3)—LE Gary Nady, LT Jack Himelwright, LG John Wooten, C Mel Warner, RG Bill Mondt, RT Jim Howell, RE Kirk Campbell, QB Boyd Dowler, LB Bob Stransky/Howard Cook, RH Eddie Dove/Ray Engel, FB Gene Worden/George Adams. **Specialists**—PK Ellwyn Indorf/Cook, P Dowler.

Notes: Colorado led the nation in rushing (322.4 per game) and was second in total offense (415.2). CU led No. 1 Oklahoma 13-7 in the fourth quarter, but the Sooners took the lead with 10:26 remaining in rallying for a 14-13 win. The close call was enough to knock OU out of No. 1 into No. 2.

SCORE/QUARTERS	1	2	3	4	—	Total
COLORADO	61	80	61	48	—	250
Opponents	35	13	28	61	—	137

TEAM STATISTICS	Colorado	Opponents
FIRST DOWNS	220	113
by rushing	176	71
by passing	42	37
by penalty	2	5
THIRD DOWN EFFICIENCY	65-144	31-119
percentage	45.1	26.1
FOURTH DOWN EFFICIENCY	11-30	13-25
percentage	36.7	52.0
RUSHING ATTEMPTS	616	427
yards gained	3575	1652
yards lost	251	285
NET RUSHING YARDS	3224	1367
average per rush	5.2	3.2
average per game	322.4	136.7
PASSING ATTEMPTS	127	135
passes completed	58	62
had intercepted	11	11
completion percentage	45.7	45.9
NET PASSING YARDS	928	1002
average per attempt	7.3	7.4
average per completion	16.0	16.2
average per game	92.8	100.2
QBs sacked/yards lost	6/42	13/127
TOTAL OFFENSIVE PLAYS	743	562
TOTAL NET YARDS	4152	2369
AVERAGE GAIN PER PLAY	5.6	4.2
AVERAGE PER GAME	415.2	236.9
FUMBLES-LOST	33-17	35-16
PENALTIES/YARDS	56/533	42/381
TURNOVERS (Margin: -1/-0.10)	28	27
TOTAL RETURN YARDS	436	569
Punt Returns: No-Yards	31-318	27-379
Interceptions: No-Yards	11-118	11-190
Misc. (Fum/Blk. FG) Returns	0-0	0-0
KICKOFF RETURNS: No-Yards	28-591	45-803
average per return	21.1	17.8
PUNTS/Average	42/38.3	64/40.0
BLOCKED KICKS	0	3
TIMES PENETRATED OPP. 20	38	20
scores/td,fg	26/26.0	14/14.0
TOUCHDOWNS	37	19
by rushing	27	13
by passing	8	6
by return	2	0
PAT Kicks	26-37	18-19
Field Goals	0-2	1-2
Safeties	1	1
TOTAL POINTS	250	137
average per game	25.0	13.7

RUSHING Player	Att	Gain	Loss	NET	Avg.	TD	Long
B. Stransky	183	1149	52	1097	6.0	11	45t
E. Dove	88	658	38	620	7.0	8	90t
H. Cook	91	495	53	442	4.9	2	37
G. Adams	76	367	25	342	4.5	1	14
G. Worden	80	348	9	339	4.2	2	20
R. Engel	40	217	16	201	5.0	0	20
R. Herbst	24	120	3	117	4.9	1	28
L. Clark	11	49	0	49	4.5	1	11
M. Biddle	5	38	6	32	6.4	0	28
E. Indorf	2	10	0	10	5.0	0	6
D. Garvin	3	1	0	1	0.3	0	1
B. Dowler	12	23	35	-12	-1.0	1	8
Team	1	0	14	-14	-14.0	0	-14

RECEIVING Player	No.	Yards	Avg.	TD	Long
B. Dowler	26	380	14.6	2	31
E. Dove	6	168	28.0	1	80t
G. Nady	6	102	17.0	3	61t
G. Adams	4	48	12.0	0	15
G. Worden	3	55	18.3	0	21
B. Stransky	3	34	11.3	0	19
H. Cook	3	28	9.3	0	16
K. Baker	2	53	26.5	0	37
K. Campbell	1	19	19.0	0	19
B. Munson	1	16	16.0	0	16
R. Engel	1	12	12.0	1	12t
R. Herbst	1	7	7.0	0	7
J. Comer	1	6	6.0	1	6t

SCORING Player	Tot	Ru	Re	Rt	EP-A	FG-A	PTS
B. Stransky	12	11	0	1	5-6	0-0	77
E. Dove	9	8	1	0	0-0	0-0	54
H. Cook	2	2	0	0	6-10	0-0	18
B. Dowler	3	1	2	0	0-0	0-0	18
G. Nady	3	0	3	0	0-0	0-0	18
E. Indorf	0	0	0	0	14-18	0-1	14
G. Adams	2	1	0	1	0-0	0-0	12
G. Worden	2	2	0	0	0-0	0-0	12
L. Clark	1	1	0	0	0-0	0-0	6
R. Engel	1	0	1	0	0-0	0-0	6
R. Herbst	1	1	0	0	0-0	0-0	6
J. Comer	1	0	1	0	0-0	0-0	6
C. Brown	0	0	0	0	1-3	0-1	1

PASSING Player	Att-Com-Int	Pct.	Yards	—avg. per— att.	comp.	TD	Long	Sacked	TOTAL OFFENSE Att.	Yds	Avg.
B. Stransky	32-18-2	56.3	290	9.1	16.1	3	33	0/0	215	1387	6.5
B. Dowler	47-15-3	31.9	271	5.8	18.1	2	37	3/23	59	259	4.4
H. Cook	16-9-1	56.3	191	11.9	21.2	3	80t	3/19	107	633	5.9
R. Herbst	22-9-4	40.9	120	5.5	13.3	0	21	0/0	46	237	5.2
E. Dove	9-6-1	66.7	50	5.4	8.3	0	20	0/0	97	670	6.9
E. Indorf	1-1-0	100.0	6	6.0	6.0	0	6	0/0	3	16	5.3

PUNTING Player	No.	Yards	Avg.	Long	In 20	had 50+	Net blk	Avg.
B. Dowler	32	1349	42.2	69	9	4	1	32.0
G. Worden	3	115	38.3	42	0	0	0	29.7
H. Cook	5	173	34.6	54	0	1	0	30.0
B. Stransky	1	33	33.0	33	1	0	0	28.0
Team	1	0	0.0	0	0	0	0	0.0

PUNT RETURNS Player	No.	Yards	Avg.	TD	Long
H. Cook	14	186	13.3	0	43
B. Stransky	15	106	7.1	0	21
D. Garvin	1	23	23.0	0	23
E. Dove	1	3	3.0	0	3

KICKOFF RETURNS Player	No.	Yards	Avg.	TD	Long
B. Stransky	13	289	22.2	0	43
H. Cook	6	116	19.3	0	28
E. Dove	8	152	19.0	0	35
G. Adams	1	14	14.0	0	14
R. Engel	0*	20	20.0	0	20

(*—lateral)

INTERCEPTIONS Player	No.	Yards	Avg.	TD	Long
H. Cook	3	43	14.3	0	20
B. Stransky	2	40	20.0	1	40t
B. Dowler	2	4	2.0	0	4
G. Adams	1	26	26.0	1	26t
B. Mondt	1	5	5.0	0	5
S. Pruitt	1	0	0.0	0	0
M. Warner	1	0	0.0	0	0

FIELD GOALS Player	10-19	20-29	30-39	40-49	50+	Total	Long
C. Brown	0-0	0-0	0-1	0-0	0-0	0-1	0
E. Indorf	0-0	0-0	0-1	0-0	0-0	0-1	0
Opponents	0-0	0-0	1-2	0-0	0-0	1-2	30

NCAA Rating: Cook 205.9, Stransky 150.8, Dowler 81.6, Herbst 50.4.



1958

6-4-0 42 (3rd/Big 7)

	Rank	CU	Result		Attend	Rushing		Passing		Tot Off		Opp		Rushing		Passing		Tot Off		TV					
			CU	Opp		att	yds	at	yds	at	yds	no	yds	FD	att	yds	at	yds	no		yds				
S 27	*KANSAS STATE	W	13-3	37,500	—	—	11	42	162	17-7-1	68	0	59	230	15	55	242	0	11-5-1	84	0	66	326		
O 4	*at Kansas	W	31-0	22,000	—	—	23	71	409	2	17-5-0	83	2	88	492	11	43	86	0	15-8-1	67	0	58	153	
O 11	at Arizona (N)	W	65-12	18,000	19	—	29	66	551	8	15-9-0	74	1	81	625	7	26	14	0	29-11-0	159	2	55	173	
O 18	*at Iowa State	W	20-0	10,000	—	—	18	57	291	3	9-4-1	62	0	66	353	9	46	43	0	12-4-0	70	0	58	113	
O 25	*NEBRASKA	W	27-16	40,000	12	—	20	52	323	3	9-3-1	33	1	61	356	5	46	76	1	7-3-2	35	1	53	111	NBC (r)
N 1	*OKLAHOMA	L	7-23	47,000	9	7	11	31	87	1	23-7-2	99	0	54	186	14	78	258	3	7-3-0	21	0	85	279	
N 8	*at Missouri	L	9-33	31,500	—	—	14	40	84	0	28-13-1	106	0	68	190	13	55	234	3	13-1-2	9	1	68	243	
N 15	at Utah	W	7-0	4,300	—	—	2	33	62	1	0-0-0	0	0	33	62	14	55	190	0	9-3-0	16	0	64	206	
N 22	COLORADO STATE	L	14-15	23,000	—	—	13	59	190	1	18-4-2	25	0	77	215	9	36	191	1	9-5-1	90	1	45	281	
N 29	AIR FORCE	L	14-20	40,000	—	—	26	72	336	1	17-10-0	84	1	89	420	5	21	121	1	17-7-2	39	1	38	160	

Head Coach: Dal Ward. **Assistant Coaches:** Jack Nelson (ends), Frank Prentup (backfield), Will Walls (tackles), Marshall Wells (guards/centers), Dan Stavely (freshmen), Bob Beattie (freshmen assistant).

Usual Lineup: Offense (Single-wing/Wing-T), Defense (5-3)—LE Bill Elkins, LT Bob Salerno, LG John Wooten, C Sherman Pruitt, RG Bill Mondt, RT Jack Himelwright, RE Mel Semenko, QB Boyd Dowler, LH Howard Cook/Leroy Clark, RH Eddie Dove, FB Chuck Weiss/George Adams. **Specialists**—PK Ellwyn Indorf/Howard Cook, P Drowler/Cook.

Note: After a 27-16 win over Nebraska improved CU's record to 5-0, the Buffs climbed to No. 9 in the polls, the first time in school history the Buffaloes cracked the top 10.

SCORE/QUARTERS	1	2	3	4	—	Total
COLORADO	89	25	41	52	—	207
Opponents	27	25	28	42	—	122

TEAM STATISTICS	Colorado	Opponents
FIRST DOWNS	167	102
by rushing	129	71
by passing	31	23
by penalty	7	8
THIRD DOWN EFFICIENCY	53-126	39-134
percentage	42.1	29.1
FOURTH DOWN EFFICIENCY	7-22	8-20
percentage	31.8	40.0
RUSHING ATTEMPTS	523	461
yards gained	2758	1774
yards lost	263	319
NET RUSHING YARDS	2495	1455
average per rush	4.8	3.2
average per game	249.5	145.5
PASSING ATTEMPTS	153	129
passes completed	62	50
had intercepted	8	9
completion percentage	40.5	38.8
NET PASSING YARDS	634	590
average per attempt	4.1	4.6
average per completion	10.2	11.8
average per game	63.4	59.0
QBs sacked/yards lost	8/73	21/174
TOTAL OFFENSIVE PLAYS	676	590
TOTAL NET YARDS	3129	2045
AVERAGE GAIN PER PLAY	4.6	3.5
AVERAGE PER GAME	312.9	204.5
FUMBLES-LOST	51-26	37-20
PENALTIES/YARDS	76/704	39/386
TURNOVERS (Margin: -5/-0.50)	34	29
TOTAL RETURN YARDS	688	579
Punt Returns: No-Yards	50-597	31-488
Interceptions: No-Yards	9-87	8-71
Misc. (Fum/Blk. FG) Returns	1-4	1-20
KICKOFF RETURNS: No-Yards	22-405	38-681
average per return	18.4	17.9
PUNTS/Average	69/39.7	89/37.1
BLOCKED KICKS	1	6
TIMES PENETRATED OPP. 20	30	15
scores/td,fg	22/20.2	8/6.2
TOUCHDOWNS	30	17
by rushing	21	9
by passing	5	6
by return	4	2
PAT Kicks	19-28	6-9
2-Pt. PAT	1-2	4-8
Field Goals	2-2	2-5
Safeties	0	0
TOTAL POINTS	207	122
average per game	20.7	12.2

RUSHING Player	Att	Gain	Loss	NET	Avg.	TD	Long
H. Cook	120	698	73	625	5.2	8	71t
E. Dove	108	686	68	618	5.7	3	41t
C. Weiss	78	458	6	452	5.8	6	64t
G. Adams	55	228	4	224	4.1	3	12
L. Clark	34	146	12	134	3.9	1	36t
J. Steffen	20	78	8	70	3.5	0	12
D. Maurer	19	79	10	69	3.6	0	16
D. Rife	10	68	4	64	6.4	0	22
D. Garvin	17	69	5	64	3.8	0	12
R. Herbst	21	79	15	64	3.0	0	8
B. Dowler	14	68	23	45	3.2	0	51
R. Engel	6	39	3	36	6.0	0	19
J. Flowers	8	27	2	25	3.1	0	9
B. Savacool	3	13	0	13	4.3	0	8
E. Indorf	8	22	9	13	1.6	0	9
Team	2	0	21	-21	-10.5	0	-4

RECEIVING Player	No.	Yards	Avg.	TD	Long
B. Dowler	10	154	15.4	3	44t
H. Cook	9	71	7.9	0	27
G. Adams	8	50	6.3	0	8
M. Semenko	6	53	8.8	0	15
M. Oliver	6	41	6.8	0	15
E. Dove	5	102	20.4	0	27
K. Campbell	3	44	14.7	0	16
J. McKenzie	3	41	13.7	0	16
B. Elkins	3	32	10.3	1	14
C. Weiss	2	16	8.0	0	9
E. Clark	2	8	4.0	0	5
L. Clark	2	3	1.5	0	5
J. Steffen	1	9	9.0	0	9
J. Watkins	1	8	8.0	1	8
J. Flowers	1	6	6.0	0	6

SCORING Player	Touchdowns—		2Pt.	EP-A	FG-A	PTS		
	Tot	Ru	Re	PAT	EP-A	FG-A		
H. Cook	9	8	0	1	0-0	5-10	1-1	62
C. Weiss	6	6	0	0	0-0	0-0	0-0	36
B. Dowler	3	0	3	0	0-0	1-1	0-0	19
G. Adams	3	3	0	0	0-0	0-0	0-0	18
E. Dove	3	3	0	0	0-1	0-0	0-0	18
E. Indorf	0	0	0	0	0-0	11-15	1-1	14
L. Clark	2	1	0	1	0-0	0-0	0-0	12
B. Elkins	1	0	1	0	1-1	0-0	0-0	8
K. Campbell	1	0	0	1	0-0	0-0	0-0	6
M. Semenko	1	0	0	1	0-0	0-0	0-0	6
J. Watkins	1	0	1	0	0-0	0-0	0-0	6
R. Herbst	0	0	0	0	0-0	1-1	0-0	1
J. Steffen	0	0	0	0	0-0	1-1	0-0	1

PASSING Player	Att	Com	Int	Pct.	Yards	TD	Long	Sacked
B. Dowler	77	35	2	45.5	320	4	27	3/31
H. Cook	38	14	4	36.8	216	3	44t	4/33
R. Herbst	25	11	1	44.0	78	1	15	1/9
E. Dove	5	2	1	40.0	20	0	14	0/0
L. Clark	1	0	0	0.0	0	0	0	0/0
D. Garvin	1	0	0	0.0	0	0	0	0/0
D. Maurer	1	0	0	0.0	0	0	0	0/0
B. Savacool	1	0	0	0.0	0	0	0	0/0
E. Indorf	4	0	0	0.0	0	0	0	0/0

PUNTING Player	No.	Yards	Avg.	Long	In 20	had 50+	Net blk	Avg.
H. Cook	18	892	49.5	78	4	11	0	45.4
B. Dowler	33	1486	45.0	65	13	11	4	35.0
J. Steffen	1	41	41.0	41	0	0	0	-42.0
D. Garvin	4	130	32.5	40	0	0	1	32.5
B. Savacool	7	191	27.3	48	0	0	1	27.3
Team	6	2	0.3	2	0	0	0	0.3

PUNT RETURNS Player	No.	Yards	Avg.	TD	Long
H. Cook	24	242	10.1	1	61t
E. Dove	7	129	18.4	0	41
L. Clark	4	126	31.5	1	84t
D. Garvin	5	37	7.4	0	9
D. Rife	3	29	9.7	0	19
J. Steffen	3	19	6.3	0	9
E. Indorf	1	5	5.0	0	5
C. Weiss	1	5	5.0	0	5
B. Savacool	1	3	3.0	0	3
R. Herbst	1	2	2.0	0	2

KICKOFF RETURNS Player	No.	Yards	Avg.	TD	Long
H. Cook	4	118	29.5	0	36
L. Clark	4	77	19.3	0	23
E. Dove	4	74	18.5	0	27
J. Steffen	3	56	18.7	0	29
B. Dowler	2	31	15.5	0	25
D. Rife	2	24	12.0	0	13
D. Maurer	1	15	15.0	0	15
R. Engel	1	6	6.0	0	6
K. Campbell	1	4	4.0	0	4

INTERCEPTIONS Player	No.	Yards	Avg.	TD	Long
B. Dowler	5	38	7.6	0	14
K. Campbell	1	37	37.0	1	37t
D. Maurer	1	6	6.0	0	6
S. Pruitt	1	6	6.0	0	6
H. Cook	1	0	0.0	0	0

FIELD GOALS Player	10-19	20-29	30-39	40-49	50+	Total	Long
H. Cook	0-0	0-0	1-1	0-0	0-0	1-1	33
E. Indorf	0-0	1-1	0-0	0-0	0-0	1-1	22
Opponents	0-0	0-0	2-3	0-2	0-0	2-5	30

PASSING Player	Att	Com	Int	Pct.	Yards	TD	Long	Sacked	TOTAL OFFENSE		
	Att	Com	Int	Pct.	Yards	TD	Long	Sacked	Att	Yds	Avg.
B. Dowler	77	35	2	45.5	320	4	27	3/31	91	365	4.0
H. Cook	38	14	4	36.8	216	3	44t	4/33	158	841	5.3
R. Herbst											



1959

5-5 3-3 (3rd/Big7)

	Rank	CU	Rushing	Passing	Tot Off	Opp	Rushing	Passing	Tot Off	
	CU	Opp	att	a-c-i	no	FD	att	a-c-i	no	
S 19 WASHINGTON	—	—	41 76 1	24-15-2	167 0	65 243	13 53 172 1	7- 4-1	61 1	60 233
S 26 BAYLOR	—	—	12 42 86 1	28-13-3	133 0	70 219	10 31 98 1	22-14-1	92 1	53 190
O 3 *at Oklahoma	—	—	18 37 101 1	33-15-2	202 1	70 303	25 62 309 6	13- 8-0	167 1	75 476
O 10 *at Kansas State	—	—	18 55 144 2	22-10-3	180 1	77 324	11 33 26 1	19-12-0	130 1	52 156
O 17 *IOWA STATE	—	—	8 45 94 0	16- 4-2	27 0	61 121	17 54 247 3	8- 5-0	80 1	62 327
O 24 at Arizona (N)	—	—	16 61 231 3	12- 6-0	62 0	73 293	10 29 38 0	19- 9-2	75 0	48 113
O 31 *MISSOURI	—	—	15 38 70 2	26-15-0	174 1	64 244	19 50 177 2	25-10-1	147 1	75 324
N 7 *KANSAS	—	—	21 56 164 1	19-11-0	138 3	75 302	13 44 193 2	15- 5-1	53 0	59 246
N 14 *at Nebraska	—	—	16 36 182 2	37-16-1	189 0	73 371	11 55 217 1	6- 2-3	23 1	61 240
N 28 AIR FORCE	—	—	18 61 183 0	25-10-1	83 2	86 266	13 32 125 1	28-11-1	125 0	60 250

Head Coach: Sonny Grandelius. **Assistant Coaches:** Charles Boerio (defense), Bob Ghilotti (ends), Carl "Buck" Nystrom (line), John Polonchek (backs), Frank Johnston (freshmen), Bob Beattie (freshmen assistant).

Usual Lineup: Offense (Wing-T), Defense (4-3)—LE Bill Elkins/Chuck McBride, LT Bob McCullough, LG Ken Vardell, C Walt Klinker, RW Joe Romig, RT Jim Perkins, RE Mel Semenko, QB Gale Weidner, LH Jerry Steffen/Don Maurer, RH Dave Rife, FB Chuck Weiss/Loren Schwenger. **Specialists**—PK Joe Dowler, P Chuck McBride.

Note: This team joined the 1939 team as the only ones in CU's first 70 seasons of football to rally from 0-3 starts to finish with a winning record.

SCORE/QUARTERS	1	2	3	4	—	Total
COLORADO	20	36	22	66	—	144
Opponents	59	44	61	13	—	177

TEAM STATISTICS

	Colorado	Opponents
FIRST DOWNS	156	142
by rushing	79	87
by passing	65	47
by penalty	12	8
THIRD DOWN EFFICIENCY	60-165	44-125
percentage	36.4	35.2
FOURTH DOWN EFFICIENCY	11-26	7-13
percentage	42.3	53.8
RUSHING ATTEMPTS	472	443
yards gained	1548	1959
yards lost	217	357
NET RUSHING YARDS	1331	1602
average per rush	2.8	3.6
average per game	133.1	160.2
PASSING ATTEMPTS	242	162
passes completed	115	80
had intercepted	14	10
completion percentage	47.5	49.4
NET PASSING YARDS	1355	953
average per attempt	5.6	5.9
average per completion	11.8	11.9
average per game	135.5	95.3
QBs sacked/yards lost	6/39	15/128
TOTAL OFFENSIVE PLAYS	714	605
TOTAL NET YARDS	2686	2555
AVERAGE GAIN PER PLAY	3.8	4.2
AVERAGE PER GAME	268.6	255.5
FUMBLES-LOST	22-11	27-15
PENALTIES/YARDS	58/501	55/508
TURNOVERS (Margin: 0/0.00)	25	25
TOTAL RETURN YARDS	356	423
Punt Returns: No-Yards	30-239	27-195
Interceptions: No-Yards	10-117	14-228
Misc. (Fum/Blk. FG) Returns	0-0	0-0
KICKOFF RETURNS: No-Yards	31-593	25-456
average per return	19.1	18.2
PUNTS/Average	62/35.1	60/37.3
BLOCKED KICKS	2	0
TIMES PENETRATED OPP. 20	26	30
scores/td,fg	20/20,0	20/19,1
TOUCHDOWNS	22	25
by rushing	13	17
by passing	8	6
by return	1	2
PAT Kicks	4-7	20-22
2-Pt. PAT	4-15	2-3
Field Goals	0-0	1-3
Safeties	0	0
TOTAL POINTS	144	177
average per game	14.4	17.7

RUSHING

Player	Att	Gain	Loss	NET	Avg.	TD	Long
D. Rife	96	314	39	275	2.9	2	12
C. Weiss	56	200	4	196	3.5	1	26
D. Maurer	58	202	8	194	3.4	2	13
J. Steffen	58	211	32	179	3.1	1	24
G. Weidner	49	155	50	105	2.1	5	18
L. Schwenger	28	100	2	98	3.5	1	12
F. Purnell	16	65	0	65	4.1	0	10
R. Johnson	20	67	14	53	2.7	0	12
D. Garvin	22	55	6	49	2.2	0	10
T. Woods	13	47	0	47	3.6	0	13
D. Bennett	7	29	4	25	3.6	0	11
D. Dickerson	10	24	2	22	2.2	0	8
M. Oliver	8	24	7	17	2.1	0	7
F. Montera	10	21	9	12	1.2	0	5
N. Counter	6	10	0	10	1.7	1	4
G. Adams	2	5	0	5	2.5	0	3
T. Reed	1	1	0	1	1.0	0	1
B. Senger	1	0	4	-4	-4.0	0	-4
J. Dowler	11	18	36	-18	-1.6	0	5

RECEIVING

Player	No.	Yards	Avg.	TD	Long
C. McBride	16	189	11.8	1	25
J. Steffen	14	119	8.5	1	25
J. Hillebrand	12	196	16.3	1	45
C. Weiss	12	91	7.6	1	13
G. Henson	11	201	18.3	2	43
D. Maurer	11	171	15.5	0	48
D. Rife	11	129	11.7	0	34
B. Elkins	7	90	12.9	1	19
D. Garvin	6	34	5.7	0	17
M. Semenko	5	46	9.2	0	11
D. Dickerson	2	27	13.5	0	19
D. Bennett	2	22	11.0	0	19
K. Campbell	1	15	15.0	1	15t
J. Watkins	1	13	13.0	0	13
F. Purnell	1	9	9.0	0	9
T. Woods	1	3	3.0	0	3
L. Schwenger	1	3	3.0	0	3
G. Adams	1	-3	-3.0	0	-3

SCORING

Player	Touchdowns			PAT	EP-A	FG-A	PTS
	Tot	Ru	Re				
G. Weidner	6	5	0	1	0-9	0-0	36
D. Rife	2	2	0	0	1-0	0-0	14
G. Henson	2	0	2	0	0-0	0-0	12
D. Maurer	2	2	0	0	0-2	0-0	12
J. Steffen	2	1	1	0	0-0	0-0	12
C. Weiss	2	1	1	0	0-0	0-0	12
N. Counter	1	1	0	0	1-0	0-0	8
J. Hillebrand	1	0	1	0	1-0	0-0	8
L. Schwenger	1	1	0	0	1-0	0-0	8
K. Campbell	1	0	1	0	0-0	0-0	6
B. Elkins	1	0	1	0	0-0	0-0	6
C. McBride	1	0	1	0	0-0	0-0	6
J. Dowler	0	0	0	0	0-2	4-7	4
F. Montera	0	0	0	0	0-1	0-0	0
T. Reed	0	0	0	0	0-1	0-0	0

PASSING

Player	Att-Com-Int	Pct.	Yards	—avg. per—	TD	Long	Sacked	TOTAL OFFENSE
				att. comp.				Att. Yds Avg.
G. Weidner	207-100-13	48.3	1200	5.8 12.0	7	48	3/27	256 1305 5.1
F. Montera	16- 9- 0	56.3	100	6.3 11.1	0	24	1/ 0	26 112 4.3
J. Dowler	12- 5- 0	41.7	42	3.5 8.4	1	15t	2/12	23 24 1.0
T. Reed	7- 1- 1	14.3	13	1.9 13.0	0	13	0/ 0	8 14 1.8

NCAA Rating: Weidner 95.6, Montera 108.8.

PUNTING

Player	No.	Yards	Avg.	Long	In 20	had 50+	Net blk	Avg.
C. McBride	47	1720	36.6	61	9	9	0	32.9
C. Weiss	2	71	36.5	36	0	0	0	36.5
D. Garvin	1	34	34.0	34	0	0	0	34.0
F. Montera	3	95	31.7	46	0	0	0	30.7
L. Schwenger	9	258	28.7	49	2	0	0	26.4

PUNT RETURNS

Player	No.	Yards	Avg.	TD	Long
J. Steffen	11	101	9.2	0	18
D. Rife	6	51	8.5	0	20
R. Johnson	3	37	12.3	0	26
D. Maurer	8	31	3.9	0	10
D. Garvin	2	19	9.5	0	11

KICKOFF RETURNS

Player	No.	Yards	Avg.	TD	Long
L. Schwenger	7	142	20.3	0	28
J. Steffen	4	79	19.8	0	26
R. Johnson	3	73	24.3	0	30
D. Garvin	3	67	22.3	0	28
D. Maurer	3	66	22.0	0	24
D. Rife	3	59	19.7	0	25
C. Weiss	2	35	17.5	0	23
T. Woods	1	24	24.0	0	24
D. Dickerson	1	20	20.0	0	20
J. Hillebrand	1	10	10.0	0	10
C. McBride	1	10	10.0	0	10
G. Henson	1	8	8.0	0	8
W. Klinker	1	0	0.0	0	0

INTERCEPTIONS

Player	No.	Yards	Avg.	TD	Long
D. Rife	3	3	1.0	0	3
G. Weidner	2	94	47.0	1	94t
F. Purnell	1	18	18.0	0	18
C. Weiss	1	2	2.0	0	2
G. Adams	1	0	0.0	0	0
J. Steffen	1	0	0.0	0	0
K. Vardell	1	0	0.0	0	0

FIELD GOALS

Player	10-19	20-29	30-39	40-49	50+	Total	Long
J. Dowler	0-0	0-0	0-0	0-0	0-0	0-0	0
Opponents	0-0	1-1	0-2	0-0	0-0	1-3	24



1960

6-4 5-2 (2nd/Big 8)

	Result	Attend	Rank	CU	Rushing	Passing	Tot Off	Opp	Rushing	Passing	Tot Off	TV
	CU	Opp	FD	att	yds	at	yds	FD	att	yds	at	yds
S 24 at Baylor (N)	L 0-26	29,000	—	8	32	84	0	13	47	124	3	62 244
O 1 *KANSAS STATE	W 27-7	23,500	—	19	69	290	4	6	30	77	1	40 113
O 8 ARIZONA	W 35-16	34,153	—	18	51	243	4	11	40	158	0	64 228
O 15 *at Iowa State	W 21-6	20,000	—	14	63	289	3	7	33	56	0	42 162
O 22 *NEBRASKA	W 19-6	43,000	—	19	52	226	2	11	50	129	1	59 156
O 29 *OKLAHOMA	W 7-0	46,000	—	17	69	247	1	7	29	139	0	38 193
N 5 *at Missouri	L 6-16	37,500	—	2	8	31	56	13	64	166	1	67 183
N 12 *at Kansas	L 6-34	33,000	—	11	31	69	0	21	60	352	5	74 423
N 19 *at Oklahoma State	W 13-6	22,000	—	14	56	203	2	9	49	192	1	55 191
N 26 AIR FORCE	L 6-16	39,000	—	13	37	80	1	18	56	317	1	76 374

Head Coach: Sonny Grandelius. **Assistant Coaches:** Charles Boerio (defense), Bob Ghilotti (ends), Carl "Buck" Nystrom (line), John Polonchek (backs), Frank Johnston (freshmen).

Usual Lineup: Offense (Wing-T), Defense (4-3)—LE Bill Elkins/Gary Henson, LT Chuck Pearson/John Denver, LG Tom Wilsam, C Bill Scribner, RG Joe Romig, RT Bill Eurich, RE Jerry Hillebrand/Chuck McBride, QB Gale Weidner, LH Jerry Steffen/Ted Woods, RH Dave Rife/Ed Coleman, FB Chuck Weiss/Loren Schwenger. **Specialists**—PK Hillebrand, P McBride.

Notes: CU defeated Oklahoma for the first time since 1912 (the first game of the series). Kansas used an ineligible player and that game was later forfeited to Colorado, but all records are computed with the result that took place on the field.

SCORE/QUARTERS	1	2	3	4	—	Total
COLORADO	33	55	21	31	—	140
Opponents	19	19	44	51	—	133

TEAM STATISTICS	Colorado	Opponents
FIRST DOWNS	141	116
by rushing	99	88
by passing	33	25
by penalty	9	3
THIRD DOWN EFFICIENCY	53-147	49-128
percentage	36.1	38.3
FOURTH DOWN EFFICIENCY	15-28	8-22
percentage	53.6	36.4
RUSHING ATTEMPTS	491	458
yards gained	2015	2018
yards lost	228	308
NET RUSHING YARDS	1787	1710
average per rush	3.6	3.7
average per game	178.7	171.0
PASSING ATTEMPTS	143	119
passes completed	56	46
had intercepted	8	12
completion percentage	39.2	38.7
NET PASSING YARDS	865	557
average per attempt	6.0	4.7
average per completion	15.4	12.1
average per game	86.5	55.7
QBs sacked/yards lost	24/180	11/97

TOTAL OFFENSIVE PLAYS	634	577
TOTAL NET YARDS	2652	2267
AVERAGE GAIN PER PLAY	4.2	3.9
AVERAGE PER GAME	265.2	226.7
FUMBLES-LOST	17-11	22-17
PENALTIES/YARDS	42/375	49/386
TURNOVERS (Margin: +10/+1.00)	19	29
TOTAL RETURN YARDS	272	532
Punt Returns: No-Yards	19-117	26-419
Interceptions: No-Yards	12-154	8-51
Misc. (Fum/Blk. FG) Returns	1-1	1-62
KICKOFF RETURNS: No-Yards	27-584	26-502
average per return	21.6	19.3
PUNTS/Average	56/35.0	54/39.3
BLOCKED KICKS	3	1
TIMES PENETRATED OPP. 20	25	20
scores/td,fg	15/15,0	13/12,1
TOUCHDOWNS	21	19
by rushing	17	13
by passing	3	1
by return	1	5
PAT Kicks	8-12	8-13
2-Pt. PAT	3-9	2-6
Field Goals	0-3	1-4
Safeties	0	2
TOTAL POINTS	140	133
average per game	140.0	133.3

RUSHING Player	Att	Gain	Loss	NET	Avg.	TD	Long
C. Weiss	108	395	4	391	3.6	5	12
J. Steffen	66	262	6	256	3.9	0	25
E. Coleman	48	247	2	245	5.1	1	31
T. Woods	64	284	40	244	3.8	2	24
D. Rife	50	254	19	235	4.7	1	33
L. Schwenger	33	136	7	129	3.9	0	16
J. Raisis	15	83	0	83	5.5	1	20
D. Vivian	20	77	1	76	3.8	0	13
F. Fink	9	66	1	65	7.2	2	18
C. Crabb	20	63	4	59	3.0	1	8
J. Mars	3	16	0	16	5.3	0	8
R. Johnson	3	11	1	10	3.3	0	6
N. Counter	2	8	0	8	4.0	0	6
B. Hren	3	7	0	7	2.3	0	5
J. Claus	1	5	0	5	5.0	0	5
D. Dickerson	3	5	0	5	1.7	0	3
R. Smith	1	2	0	2	2.0	0	2
P. Young	4	7	11	-4	-1.0	0	5
F. Montera	14	29	36	-7	-0.5	1	13
G. Weidner	23	58	73	-15	-0.7	3	21
Team	1	0	23	-23	-23.0	0	-23

RECEIVING Player	No.	Yards	Avg.	TD	Long
J. Hillebrand	11	218	19.8	1	51t
G. Henson	8	206	25.8	2	38t
E. Coleman	6	67	11.2	0	16
D. Rife	5	73	14.6	0	36
D. Vivian	4	59	14.8	0	25
C. McBride	4	57	14.3	0	19
T. Woods	3	25	8.3	0	16
K. Blair	2	35	17.5	0	18
C. Crabb	2	29	14.5	0	23
D. Dickerson	2	23	11.5	0	15
F. Fink	2	16	8.0	0	11
C. Weiss	2	1	0.5	0	1
B. Bell	1	26	26.0	0	26
N. Counter	1	13	13.0	0	13
B. Elkins	1	8	8.0	0	8
D. Krueger	1	8	8.0	0	8
R. Johnson	1	1	1.0	0	1

SCORING Player	Touchdowns—	2Pt.	EP-A	FG-A	PTS			
	Tot	Ru	Re	Rt	PAT			
C. Weiss	5	5	0	0	0-0	30		
T. Woods	3	2	0	1	1-1	0-0	20	
G. Weidner	3	3	0	0	0-5	0-0	18	
F. Fink	2	2	0	0	0-0	0-0	12	
G. Henson	2	0	2	0	0-0	0-0	12	
J. Hillebrand	1	0	1	0	0-0	6-9	0-2	12
E. Coleman	1	1	0	0	0-0	1-2	0-0	7
C. Crabb	1	1	0	0	0-0	0-0	0-0	6
F. Montera	1	1	0	0	0-1	0-0	0-0	6
J. Raisis	1	1	0	0	0-0	0-0	0-0	6
D. Rife	1	1	0	0	0-0	0-0	0-0	6
M. Semenko	0	0	0	0	2-0	0-0	0-0	4
J. Romig	0	0	0	0	0-0	1-1	0-1	1
T. Homco	0	0	0	0	0-1	0-0	0-0	0
P. Young	0	0	0	0	0-1	0-0	0-0	0

PASSING Player	Att-Com-Int	Pct.	Yards	—avg. per—	TD	Long	Sacked	TOTAL OFFENSE
				att. comp.				Att. Yds Avg.
G. Weidner	111-45-7	40.5	732	6.6 16.3	3	51t	8/74	134 717 5.4
F. Montera	24-7-0	29.2	84	3.5 14.0	0	18	3/23	38 77 2.0
P. Young	4-2-1	66.7	28	7.0 14.0	0	15	0/0	8 24 3.0
P. White	4-2-0	50.0	21	5.3 10.5	0	13	0/0	4 21 5.3

NCAA Rating: Weidner 92.6, Montera 58.6.

PUNTING Player	No.	Yards	Avg.	Long	In	had	Net
					20	50+	blk Avg.
C. McBride	55	1925	35.0	50	9	2	0 27.4
C. Morris	1	32	32.0	32	1	0	0 32.0

PUNT RETURNS Player	No.	Yards	Avg.	TD	Long
D. Vivian	1	27	27.0	0	27
R. Johnson	5	53	10.6	0	35
N. Counter	1	9	9.0	0	9
E. Coleman	4	13	4.3	0	8
C. Crabb	1	3	3.0	0	3
D. Rife	3	7	2.3	0	5
J. Steffen	4	5	1.3	0	4

KICKOFF RETURNS Player	No.	Yards	Avg.	TD	Long
T. Woods	7	187	26.7	1	96t
J. Steffen	3	79	26.3	0	33
C. Crabb	2	46	23.0	0	35
E. Coleman	6	124	20.7	0	31
L. Schwenger	1	29	29.0	0	29
C. Weiss	2	48	24.0	0	27
R. Johnson	1	21	21.0	0	21
B. Elkins	1	17	17.0	0	17
D. Rife	1	15	15.0	0	15
J. Raisis	2	18	9.0	0	11
G. Henson	1	0	0.0	0	0

INTERCEPTIONS Player	No.	Yards	Avg.	TD	Long
R. Johnson	3	14	4.7	0	14
C. Pearson	2	0	0.0	0	0
J. Steffen	2	0	0.0	0	0
F. Montera	1	68	68.0	0	68
C. Crabb	1	30	30.0	0	30
E. Coleman	1	25	25.0	0	25
L. Schwenger	1	17	17.0	0	17
N. Counter	1	0	0.0	0	0

FIELD GOALS Player	10-19	20-29	30-39	40-49	50+	Total	Long
J. Romig	0-0	0-1	0-0	0-0	0-0	0-1	0
J. Hillebrand	0-0	0-1	0-1	0-0	0-0	0-2	0
Opponents	0-0	0-1	1-1	0-2	0-0	1-4	39



1961

9-2 7-0 (1st/Big 8)

	Rank	CU	Rushing	Passing	Tot Off	Opp	Rushing	Passing	Tot Off	TV
	CU	Opp	att	a-c-i	no	FD	att	a-c-i	no	
S 30 *OKLAHOMA STATE	—	—	12 42 128 0	13- 5-1 109 1	55 237	16	39 107 0	26-13-4 133 0	65 240	
O 7 *KANSAS	—	—	17 35 142 0	23-12-2 212 3	58 354	18	53 279 2	8- 4-0 31 1	61 310	
O 14 at Miami, Fla. (N)	15	—	12 48 112 1	14- 6-2 51 0	62 163	12	32 142 0	16- 8-1 121 1	48 263	
O 21 *at Kansas State	9	—	16 56 220 2	19- 5-1 51 0	75 271	4	40 19 0	12- 2-0 27 0	52 46	
O 28 *at Oklahoma	10	—	18 57 291 3	11- 4-1 31 0	68 322	13	41 154 1	10- 4-0 67 1	51 221	
N 4 *MISSOURI	8	10	13 39 97 0	16- 9-0 108 1	55 205	16	52 177 0	18- 8-2 79 1	70 256	ABC (r)
N 11 UTAH	8	—	17 34 210 0	24-10-3 208 2	58 418	22	53 233 2	19-12-0 131 1	72 364	
N 18 *at Nebraska	8	—	20 57 193 1	14-10-0 150 0	71 343	0	23 31 0	12- 0-0 0 0	35 31	
N 25 *IOWA STATE	7	—	18 52 248 3	24- 8-1 157 1	76 405	11	43 88 0	14- 4-3 66 0	57 154	
D 2 AIR FORCE	6	—	20 51 278 3	20- 9-2 105 1	71 383	13	44 145 2	20- 9-0 54 0	64 199	
J 1 #Louisiana State	6	4	7 16 24 0	39-12-0 105 0	55 129	19	57 234 2	18- 8-3 109 0	75 343	NBC

#—Orange Bowl at Miami, Fla.

Head Coach: Sonny Grandelius. **Assistant Coaches:** Charles Boerio (defense), Roland Dotsch (backs), Bob Ghilotti (ends), Carl "Buck" Nystrom (line), John Polonchek (backs), Frank Johnston (freshmen).

Usual Lineup: Offense (Wing-T), Defense (4-3)— LE Ken Blair, LT John Denvir, LG Ralph Heck, C Walt Klinker, RG Joe Romig, RT Jim Perkins, RE Jerry Hillebrand/John Meadows, QB Gale Weidner, LH Ted Woods/Bill Harris, RH Leon Mavity/Ted Somerville, FB Loren Schweningen. **Defensive specialists:** Reed Johnson, Nick Graham.

Specialists—PK Jerry Hillebrand, P Chuck McBride.

Notes: Colorado won its first conference title since 1942, when it shared the Mountain States crown. CU rallied from 19 down to beat Kansas and posted a defensive gem at Nebraska in holding the home team to zero first downs.

SCORE/QUARTERS	1	2	3	4	—	Total
COLORADO	47	37	31	62	—	177
Opponents	20	26	20	13	—	79

TEAM STATISTICS	Colorado	Opponents
FIRST DOWNS	163	125
by rushing	102	80
by passing	55	35
by penalty	6	10
THIRD DOWN EFFICIENCY	40-135	44-133
percentage	29.6	33.1
FOURTH DOWN EFFICIENCY	16-31	5-20
percentage	51.6	25.0
RUSHING ATTEMPTS	471	420
yards gained	2145	1680
yards lost	226	305
NET RUSHING YARDS	1919	1375
average per rush	4.1	3.3
average per game	191.9	137.5
PASSING ATTEMPTS	178	155
passes completed	78	64
had intercepted	13	10
completion percentage	43.8	41.3
NET PASSING YARDS	1182	709
average per attempt	6.6	4.6
average per completion	15.2	11.1
average per game	118.2	70.9
QBs sacked/yards lost	9/74	22/171
TOTAL OFFENSIVE PLAYS	649	575
TOTAL NET YARDS	3101	2084
AVERAGE GAIN PER PLAY	4.8	3.6
AVERAGE PER GAME	310.1	208.4
FUMBLES-LOST	21-9	23-10
PENALTIES/YARDS	44/431	30/233
TURNOVERS (Margin: -2/-0.20)	22	20
TOTAL RETURN YARDS	565	304
Punt Returns: No-Yards	35-521	16-88
Interceptions: No-Yards	10-35	13-216
Misc. (Fum/Blk. FG) Returns	1-9	0-0
KICKOFF RETURNS: No-Yards	16-356	31-530
average per return	22.3	17.1
PUNTS/Average	43/36.6	66/38.7
BLOCKED KICKS	0	6
TIMES PENETRATED OPP. 20	31	17
scores/td,fg	17/15.2	11/11.0
TOUCHDOWNS	25	12
by rushing	13	7
by passing	9	5
by return	3	0
PAT Kicks	14-19	7-8
2-Pt. PAT	2-6	0-4
Field Goals	3-11	0-2
Safeties	0-0	0
TOTAL POINTS	177	79
average per game	17.7	7.9

RUSHING Player	Att	Gain	Loss	NET	Avg.	TD	Long
T. Woods	107	540	15	525	4.9	2	19
L. Schweningen	122	532	20	512	4.2	3	27
B. Harris	82	454	20	434	5.3	4	59t
L. Mavity	38	193	10	183	4.8	1	39
T. Somerville	28	146	5	141	5.0	0	55
N. Milton	15	64	2	62	4.1	0	15
E. Coleman	16	59	0	59	3.7	0	9
C. Crabb	10	31	3	28	2.8	0	12
J. Raisis	1	13	0	13	12.0	0	13
J. Mars	6	15	3	12	2.0	0	5
P. Young	3	12	3	9	3.0	0	7
R. Johnson	1	8	0	8	8.0	0	8
J. Lockwood	1	4	0	4	4.0	0	4
F. Monterra	7	17	12	5	0.7	1	11
L. Loudermilk	1	0	18	-18	-18.0	0	-18
G. Weidner	32	57	89	-32	-1.0	2	17
Team	1	0	26	-26	-26.0	0	-26

RECEIVING Player	No.	Yards	Avg.	TD	Long
J. Hillebrand	17	282	16.6	4	40t
K. Blair	10	200	20.0	2	58t
T. Somerville	8	78	9.8	0	20
L. Schweningen	8	63	7.9	0	23
L. Mavity	6	154	25.7	1	78t
B. Harris	6	102	17.0	1	26
T. Woods	6	54	9.0	0	15
C. McBride	5	117	23.4	0	45
E. Coleman	5	63	12.6	0	42
C. Crabb	4	41	10.3	0	17
C. Morris	1	12	12.0	1	12t
R. Johnson	1	10	10.0	0	10
J. Hold	1	6	6.0	0	6

SCORING Player	Touchdowns—	2Pt.	PAT	EP-A	FG-A	PTS
	Tot Ru Re Rt					
J. Hillebrand	4 0 4 0	1-0	14-18	3-11	49	
B. Harris	6 4 1 1	0-0	0-0	0-0	36	
L. Mavity	3 1 1 1	1-0	0-0	0-0	20	
L. Schweningen	3 3 0 0	0-0	0-0	0-0	18	
T. Woods	3 2 0 1	0-0	0-0	0-0	18	
K. Blair	2 0 2 0	0-0	0-0	0-0	12	
G. Weidner	2 2 0 0	0-4	0-0	0-0	12	
F. Monterra	1 1 0 0	0-1	0-0	0-0	6	
C. Morris	1 0 1 0	0-0	0-0	0-0	6	
J. Romig	0 0 0 0	0-0	0-1	0-0	0	
P. Young	0 0 0 0	0-1	0-0	0-0	0	

PASSING Player	Att-Com-Int	Pct.	Yards	—avg. per—	TD	Long	Sacked	TOTAL OFFENSE
				att. comp.				Att. Yds Avg.
G. Weidner	162- 74-12	45.7	1101	6.8 14.9	8	78t	6/49	194 1069 5.5
F. Monterra	11- 3- 1	27.3	69	6.3 23.0	0	42	2/ 7	18 74 4.1
P. Young	1- 1- 0	100.0	12	12.0 12.0	0	12	0/ 0	4 21 5.3
C. Crabb	2- 0- 0	0.0	0	0.0 0.0	0	0	0/ 0	12 28 2.3
L. Loudermilk	2- 0- 0	0.0	0	0.0 0.0	0	0	1/18	3 -18 -6.0

NCAA Rating: Weidner 104.3.

PUNTING Player	No.	Yards	Avg.	Long	In 20	had 50+	Net blk	Avg.
C. McBride	43	1573	36.6	65	10	6	0	34.5

PUNT RETURNS Player	No.	Yards	Avg.	TD	Long
L. Mavity	10	130	13.0	1	60t
B. Harris	5	126	25.2	1	86t
T. Woods	6	110	18.3	1	82t
C. Crabb	5	63	12.6	0	24
R. Johnson	4	47	11.8	0	24
E. Coleman	2	19	9.5	0	11
T. Somerville	1	17	17.0	0	17
J. Mars	1	9	9.0	0	9
L. Schweningen	1	0	0.0	0	0

KICKOFF RETURNS Player	No.	Yards	Avg.	TD	Long
T. Woods	8	165	20.6	0	52
B. Harris	3	82	27.3	0	44
L. Mavity	2	62	31.0	0	32
T. Somerville	1	25	25.0	0	25
L. Schweningen	2	22	11.0	0	21

INTERCEPTIONS Player	No.	Yards	Avg.	TD	Long
R. Johnson	2	12	6.0	0	12
T. Somerville	2	0	0.0	0	0
R. Heck	1	9	9.0	0	9
B. Tabakoff	1	9	9.0	0	9
L. Schweningen	1	5	5.0	0	5
J. Denvir	1	0	0.0	0	0
E. Coleman	1	0	0.0	0	0

FIELD GOALS Player	10-19	20-29	30-39	40-49	50+	Total	Long
J. Hillebrand	0-0	1-2	1-4	0-2	1-3	3-11	54
Opponents	0-0	0-0	0-1	0-1	0-0	0-2	0



1962

2-8 1-6 (7th/Big 8)

	Result	Attend	Rank		CU	Rushing	Passing	Tot Off	Opp	Rushing	Passing	Tot Off	TV
			CU	Opp									
S 22 at Utah (N)	L 21-37	25,878	—	—	21	36 103 2	32-18-2	208 0	68 311	17	36 195 1	16-12-0	234 3 52 429
S 29 *KANSAS STATE	W 6-0	35,000	—	—	16	57 218 1	20- 8-2	93 0	77 311	9	40 135 0	11- 4-0	51 0 51 186
O 6 *at Kansas	L 8-35	32,000	—	—	17	29 72 1	40-18-2	175 0	69 247	19	49 311 5	12- 4-0	105 1 61 416
O 13 *at Oklahoma State	L 16-36	25,000	—	—	10	36 98 0	24-13-1	135 1	60 233	18	51 229 3	13- 7-1	174 2 64 403
O 20 *at Iowa State	L 19-57	19,500	—	—	12	39 85 1	31-13-1	123 2	70 208	21	52 358 6	13- 6-0	130 2 65 488
O 27 *NEBRASKA	L 6-31	35,500	—	16	18	42 94 1	28-14-1	150 0	70 244	24	58 365 3	15- 5-1	90 1 73 455
N 3 *OKLAHOMA	L 0-62	24,500	—	—	13	48 136 0	29- 9-5	69 0	77 205	21	53 346 6	11- 7-0	289 3 64 635
N 10 *at Missouri	L 0-57	42,500	—	7	6	39 91 0	19- 5-3	39 0	58 130	20	65 392 7	3- 1-0	6 0 68 398
N 17 at Texas Tech	L 12-21	10,000	—	—	16	53 190 1	21-10-2	82 1	74 272	11	45 244 2	2- 1-1	9 0 47 253
N 24 AIR FORCE	W 34-10	21,000	—	—	20	65 253 3	17-10-1	86 1	82 339	13	32 122 0	16- 7-2	77 1 48 199

Head Coach: Bud Davis. **Assistant Coaches:** Dal Ward (defense), Bob Beckett (line), Phil Cantwell (ends), Ed Farhat (DB), Jim Smith (backs), Don Stimack (freshmen).
Specialists: PK Cesarek, P Blair.
Head Lineup: Offense (various), Defense (5-2)—LE Stan Irvine, LT Dan Grimm, LG Tom Kresnak, C Dale Christensen, RG Tom Monczka, RT Bill Bearss, RE Ken Blair, QB Frank Cesarek/Larry Etheridge, LH Leon Mavity/Terry Locke, RH John McGuire, FB Bill Harris/Bill Symons. **Specialists**—PK Cesarek, P Blair.
Note: CU's roster was decimated following NCAA penalties and a summer eligibility snafu as the Big Eight ruled 16 of Colorado's top 33 players ineligible for the season.

SCORE/QUARTERS	1	2	3	4	—	Total
COLORADO	27	26	19	50	—	122
Opponents	58	101	126	61	—	346

TEAM STATISTICS	Colorado	Opponents
FIRST DOWNS	149	173
by rushing	83	130
by passing	58	39
by penalty	8	4
THIRD DOWN EFFICIENCY	47-154	60-116
percentage	30.5	51.7
FOURTH DOWN EFFICIENCY	21-41	8-19
percentage	51.2	42.1
RUSHING ATTEMPTS	444	481
yards gained	1615	2864
yards lost	275	167
NET RUSHING YARDS	1340	2697
average per rush	3.0	5.6
average per game	134.0	269.7
PASSING ATTEMPTS	261	112
passes completed	118	54
had intercepted	20	5
completion percentage	45.2	48.2
NET PASSING YARDS	1160	1165
average per attempt	4.4	10.4
average per completion	9.8	21.6
average per game	116.0	116.5
QBs sacked/yards lost	15/139	11/90
TOTAL OFFENSIVE PLAYS	705	593
TOTAL NET YARDS	2500	3862
AVERAGE GAIN PER PLAY	3.5	6.5
AVERAGE PER GAME	250.0	386.2
FUMBLES-LOST	19-11	23-17
PENALTIES/YARDS	39/359	57/540
TURNOVERS (Margin: -9/-0.90)	31	22
TOTAL RETURN YARDS	178	694
Punt Returns: No-Yards	15-77	32-388
Interceptions: No-Yards	5-101	20-306
Misc. (Fum/Blk. FG) Returns	0-0	0-0
KICKOFF RETURNS: No-Yards	50-1060	25-419
average per return	21.1	16.8
PUNTS/Average	54/36.4	34/38.4
BLOCKED KICKS (Special Teams)	2	5
TIMES PENETRATED OPP. 20	20	49
scores/td,fg	14/14.0	34/31.3
TOUCHDOWNS	18	48
by rushing	10	32
by passing	5	13
by return	3	3
PAT Kicks	6-10	27-36
2-Pt. PAT	3-8	10-12
Field Goals	0-1	3-5
Safeties	1	1
TOTAL POINTS	122	346
average per game	12.2	34.6

RUSHING Player	Att	Gain	Loss	NET	Avg.	TD	Long
B. Harris	157	597	15	582	3.7	1	23
B. Symons	98	415	24	391	4.0	3	29
L. Mavity	73	323	44	279	3.8	1	31t
T. Locke	24	76	7	69	2.9	0	13
K. Osborn	18	62	2	60	3.3	1	17
B. Howe	19	54	0	54	2.8	0	8
J. Price	5	9	2	7	1.4	0	4
N. Graham	3	11	5	6	2.0	0	10
T. Somerville	1	5	0	5	5.0	0	5
T. Hogan	1	4	0	4	4.0	0	4
K. Blair	3	8	13	-5	-1.7	0	8
F. Cesarek	26	36	86	-50	-1.9	4	5
L. Ethridge	16	15	77	-62	-3.9	0	7

RECEIVING Player	No.	Yards	Avg.	TD	Long
J. McGuire	36	376	10.4	2	20
K. Blair	35	356	10.2	1	33
L. Mavity	15	188	12.5	0	28
B. Symons	11	73	6.6	0	16
B. Harris	5	31	6.2	0	15
S. Irvine	3	36	12.0	0	15
D. Pitman	3	22	7.3	0	16
T. Locke	3	9	3.0	1	5
D. Grimm	2	22	11.0	0	13
R. Wissmiller	2	14	7.0	1	12
J. Price	1	22	22.0	0	22
J. Watkins	1	17	17.0	0	17
F. Cesarek	1	-6	-6.0	0	-6

SCORING Player	Touchdowns—		2Pt.		PAT			FG-A			PTS
	Tot	Ru	Re	Rt	PAT	EP-A	FG-A	PTS			
F. Cesarek	4	4	0	0	0-5	6-10	0-0	30			
B. Symons	3	3	0	0	1-0	0-0	0-0	20			
K. Blair	2	0	1	1	1-0	0-0	0-1	14			
K. Mavity	2	1	0	1	1-0	0-0	0-0	14			
B. Harris	2	1	0	1	0-0	0-0	0-0	12			
J. McGuire	2	0	2	0	0-0	0-0	0-0	12			
T. Locke	1	0	1	0	0-0	0-0	0-0	6			
K. Osborn	1	1	0	0	0-0	0-0	0-0	6			
R. Wissmiller	1	0	1	0	0-0	0-0	0-0	6			
L. Ethridge	0	0	0	0	0-2	0-0	0-0	0			

PASSING Player	Att	Com	Int	Pct.	Yards	—avg. per—	TD	Long	Sacked	TOTAL OFFENSE	Att.	Yds	Avg.
						att.	comp.			Att.	Yds	Avg.	
F. Cesarek	167	78	12	46.7	786	4.7	10.1	5	33	193	736	3.8	
L. Ethridge	88	37	8	42.0	365	4.1	9.9	0	25	104	303	2.9	
L. Mavity	4	3	0	75.0	9	2.3	3.0	0	12	77	288	3.7	
K. Blair	1	0	0	0.0	0	0.0	0.0	0	0	4	-5	-1.3	
J. McGuire	1	0	0	0.0	0	0.0	0.0	0	0	1	0	0.0	

NCAA Ratings: Cesarek 81.8, Ethridge 58.7.

PUNTING Player	No.	Yards	Avg.	Long	In	had	Net
					20	50+	blk Avg.
K. Blair	45	1749	38.9	73	7	5	2 31.5
F. Cesarek	1	34	34.0	34	0	0	0 23.0
B. Symons	6	176	29.3	47	1	0	0 21.7
Team	2	4	2.0	4	0	0	0 2.0

PUNT RETURNS Player	No.	Yards	Avg.	TD	Long
N. Graham	4	20	5.0	0	10
B. Symons	1	19	19.0	0	19
L. Mavity	5	15	3.0	0	6
J. Price	1	9	9.0	0	9
T. Somerville	1	6	6.0	0	6
B. Harris	2	8	4.0	0	8
J. Watkins	1	0	0.0	0	0

KICKOFF RETURNS Player	No.	Yards	Avg.	TD	Long
B. Symons	14	361	25.8	0	79
B. Harris	14	360	25.7	1	97t
L. Mavity	11	228	20.7	0	36
B. Howe	2	37	18.5	0	21
J. Watkins	1	15	15.0	0	15
T. Locke	2	28	14.0	0	15
K. Osborn	2	25	12.5	0	20
S. Hall	1	3	3.0	0	3
J. Price	1	3	3.0	0	3
J. McGuire	2	0	0.0	0	0

INTERCEPTIONS Player	No.	Yards	Avg.	TD	Long
K. Blair	1	47	47.0	1	47t
D. Melville	1	37	37.0	0	37
N. Graham	1	10	10.0	0	10
L. Mavity	1	7	7.0	1	7t
B. Harris	1	0	0.0	0	0

FIELD GOALS Player	10-19	20-29	30-39	40-49	50+	Total	Long
K. Blair	0-0	0-0	0-1	0-0	0-0	0-1	0
Opponents	0-0	2-2	1-2	0-1	0-0	3-5	39



1963

2-8 2-5 (6th/Big 8)

S	O	N	D	Result	Attend	Rank		Rushing			Passing			Tot Off		Opp		Rushing			Passing			Tot Off		TV
						CU	Opp	FD	att	yds	td	a	c	i	yds	td	no	yds	FD	att	yds	td	a	c	i	
S 21	SOUTHERN CAL	L	0-14	27,000	—	1	4	40	83	0	1-0-0	0	0	41	83	14	53	159	2	22-6-2	71	0	75	230		
S 28	†at Oregon State	L	6-41	18,721	—	—	13	43	168	0	10-7-1	127	1	53	295	25	56	275	1	27-16-1	219	5	83	494		
O 5	*at Kansas State	W	21-7	17,500	—	—	26	73	371	3	11-6-1	70	0	84	441	12	38	89	1	20-10-0	110	0	58	199		
O 12	*OKLAHOMA STATE	W	25-0	36,500	—	—	19	65	276	4	9-4-0	48	0	74	324	7	36	66	0	19-7-1	93	0	55	159		
O 19	*IOWA STATE	L	7-19	27,500	—	—	4	42	106	1	7-4-0	74	0	49	180	16	54	152	1	21-5-0	58	1	75	210		
O 26	*at Nebraska	L	6-41	37,000	—	—	14	36	99	0	19-10-1	120	1	55	219	29	59	293	5	22-13-0	181	1	81	474		
N 2	*at Oklahoma	L	0-35	49,402	—	6	8	32	35	0	19-8-2	88	0	51	123	29	75	382	4	14-7-0	104	1	89	486		
N 9	*MISSOURI	L	7-28	23,000	—	—	13	55	225	1	8-3-0	48	0	63	273	14	47	227	4	8-6-0	108	0	55	335		
N 16	*KANSAS	L	14-43	21,000	—	—	14	37	167	1	18-7-0	81	1	55	248	26	74	342	5	12-2-0	40	1	86	382		
D 7	at Air Force	L	14-17	26,016	—	—	12	39	140	2	12-5-0	66	0	51	206	16	50	194	1	19-7-1	105	1	69	299		

†—at Portland, Ore.

Head Coach: Eddie Crowder. **Assistant Coaches:** Rudy Feldman (chief assistant), Chet Franklin, Joe Harper, Jim McConlogue, Don Stalwick, Dan Stavely (freshmen). **Usual Lineup: Offense (Switching T; Slot-I Triple Option), Defense (Wide-tackle 6)**—LE Dick Taylor, LT Frank Van Valkenburg, LG Tom Monczka, C Larry Ferraro (LB Steve Sidwell), RG Tom Kresnak, RT Stan Irvine, RE Ray LeMasters, QB Frank Cesarek, LH Bill Symons, RH Bill Harris, FB Noble Milton/Larry Portis. **Specialists**—PK Frank Cesarek, Frank Rogers/P. Bill Symons.

Note: The season finale at Air Force was originally scheduled for Saturday, Nov. 23; however, the game was postponed until Dec. 7 out of respect for President John F. Kennedy, who was assassinated the Friday before (Nov. 22) in Dallas.

SCORE/QUARTERS	1	2	3	4	—	Total
COLORADO	20	0	33	47	—	100
Opponents	49	62	62	72	—	245

TEAM STATISTICS

	Colorado	Opponents
FIRST DOWNS	127	188
by rushing	88	131
by passing	32	51
by penalty	7	6
THIRD DOWN EFFICIENCY	47-130	60-153
percentage	36.2	39.2
FOURTH DOWN EFFICIENCY	5-14	22-29
percentage	35.7	75.9
RUSHING ATTEMPTS	462	542
yards gained	1901	2453
yards lost	231	274
NET RUSHING YARDS	1670	2179
average per rush	3.6	4.0
average per game	167.0	217.9
PASSING ATTEMPTS	114	184
passes completed	54	79
had intercepted	5	5
completion percentage	47.4	42.9
NET PASSING YARDS	722	1089
average per attempt	6.3	5.9
average per completion	13.4	13.8
average per game	72.2	108.9
QBs sacked/yards lost	12/70	22/174
TOTAL OFFENSIVE PLAYS	576	726
TOTAL NET YARDS	2392	3268
AVERAGE GAIN PER PLAY	4.2	4.5
AVERAGE PER GAME	239.2	326.8
FUMBLES-LOST	45-25	30-19
PENALTIES/YARDS	47/452	55/477
TURNOVERS (Margin: -6/-0.60)	30	24
TOTAL RETURN YARDS	235	411
Punt Returns: No-Yards	23-151	29-346
Interceptions: No-Yards	5-60	5-65
Misc. (Fum/Blk. FG) Returns	1-24	0-0
KICKOFF RETURNS: No-Yards	31-627	25-490
average per return	20.2	19.6
PUNTS/Average	60/37.5	47/36.9
BLOCKED KICKS	1	4
TIMES PENETRATED OPP. 20	19	40
scores/td,fg	12/12,0	30/29,1
TOUCHDOWNS	15	34
by rushing	12	24
by passing	3	10
by return	0	0
PAT Kicks	10-15	25-28
2-Pt. PAT	0-0	4-6
Field Goals	0-1	2-9
Safeties	0	1
TOTAL POINTS	100	245
average per game	10.0	24.5

RUSHING

Player	Att	Gain	Loss	NET	Avg.	TD	Long
N. Milton	117	492	5	487	4.2	3	30t
B. Harris	70	478	8	470	6.7	5	78t
L. Portis	74	305	1	304	4.1	0	23
B. Symons	84	319	73	246	2.9	1	21
T. Somerville	22	85	3	82	3.7	1	14
J. Price	6	41	0	41	6.8	0	17
L. Mavity	15	47	31	16	1.1	1	11
R. Morris	7	18	5	13	1.9	0	8
T. Hogan	1	3	0	3	3.0	0	3
G. Pletcher	1	3	0	3	3.0	0	3
F. Cesarek	63	108	105	3	0.1	1	16
J. Watkins	1	2	0	2	2.0	0	2
F. Rogers	1	1	0	0	0.0	0	0

RECEIVING

Player	No.	Yards	Avg.	TD	Long
B. Symons	14	197	14.1	0	45
B. Harris	9	101	11.2	2	19t
B. Howe	5	62	12.4	1	18
T. Somerville	5	43	8.6	0	14
R. Morris	4	55	13.8	0	27
N. Milton	4	29	7.3	0	14
J. Stemmons	3	26	8.7	0	15
D. Taylor	2	75	37.5	0	38
R. Wissmiller	2	51	25.5	0	29
R. LeMasters	2	38	19.0	0	20
D. Henderson	2	26	13.0	0	15
L. Portis	1	11	11.0	0	11
L. Mavity	1	8	8.0	0	8

SCORING

Player	Touchdowns—				2Pt.	PAT	EP-A	FG-A	PTS
	Tot	Ru	Re	Rt					
B. Harris	7	5	2	0	0-0	0-0	0-0	0	42
N. Milton	3	3	0	0	0-0	0-0	0-0	0	18
F. Cesarek	1	1	0	0	0-0	6-7	0-1	12	12
B. Howe	1	0	1	0	0-0	0-0	0-0	6	6
L. Mavity	1	1	0	0	0-0	0-0	0-0	6	6
T. Somerville	1	1	0	0	0-0	0-0	0-0	6	6
B. Symons	1	1	0	0	0-0	0-0	0-0	6	6
F. Rogers	0	0	0	0	0-0	4-7	0-0	4	4
R. Morris	0	0	0	0	0-0	0-1	0-0	0	0

PASSING

Player	Att-Com-Int		Pct.	Yards	—avg. per—		TD	Long	Sacked	TOTAL OFFENSE			
	att.	comp.			Att.	Yds				Avg.			
F. Cesarek	95	45	2	47.4	612	6.4	13.6	2	45	9/45	158	615	3.9
L. Mavity	8	4	2	50.0	51	5.4	12.8	0	17	3/25	23	67	2.9
T. Somerville	2	1	0	50.0	22	11.0	22.0	0	22	0/0	24	104	4.3
J. Price	3	2	0	66.7	20	6.7	10.0	0	16	0/0	9	61	6.8
B. Symons	5	2	1	40.0	17	3.4	8.5	1	13t	0/0	79	263	3.3
B. Harris	1	0	0	0.0	0	0.0	0.0	0	0	0/0	71	470	6.6

NCAA Ratings: Cesarek 104.2.

PUNTING

Player	No.	Yards	Avg.	In		had		Net
				20	50+	blk	Avg.	
B. Symons	53	2050	38.7	72	12	10	1	33.0
T. Owen	6	196	32.7	39	1	0	0	25.3
Team	1	2	2.0	2	0	0	0	2.0

PUNT RETURNS

Player	No.	Yards	Avg.	TD	Long
B. Symons	20	145	7.3	0	26
L. Mavity	3	6	2.0	0	6

KICKOFF RETURNS

Player	No.	Yards	Avg.	TD	Long
B. Symons	18	355	19.7	0	32
B. Harris	5	114	22.8	0	36
T. Somerville	3	67	22.3	0	25
T. Hogan	1	20	20.0	0	20
L. Mavity	2	39	19.5	0	20
J. Price	2	32	16.0	0	25

INTERCEPTIONS

Player	No.	Yards	Avg.	TD	Long
L. Mavity	2	31	15.5	0	31
B. Symons	1	15	15.0	0	15
R. Morris	1	13	13.0	0	13
N. Milton	1	1	1.0	0	1

FIELD GOALS

Player	10-19	20-29	30-39	40-49	50+	Total	Long
F. Cesarek	0-0	0-0	0-1	0-0	0-0	0-1	0
Opponents	0-0	0-1	1-2	1-4	0-2	2-9	41



1964

2-8 1-6 (7th/Big 8)

S	R	Result	Attend	Rank		CU	Rushing		Passing		Tot Off		Opp	Rushing		Passing		Tot Off		TV				
				CU	Opp		att	yds	at	c-i	yds	td		no	yds	FD	att	yds	at		c-i	yds	td	no
S	18	at Southern Cal (N)	L 0-21	39,173	—	13	16	50	145	0	14-8-1	99	0	64	244	15	47	270	3	12-6-0	103	0	59	373
S	26	OREGON STATE	L 7-14	17,500	—	—	14	57	129	1	8-5-0	47	0	65	176	11	46	134	1	8-4-0	95	1	54	229
O	3	*KANSAS STATE	L 14-16	29,500	—	—	18	57	161	2	13-7-2	68	0	70	229	10	49	184	2	5-3-0	5	0	54	189
O	10	*at Oklahoma State	L 10-14	22,000	—	—	19	58	162	1	13-7-1	125	0	71	287	7	44	126	1	6-2-0	43	0	50	169
O	17	*at Iowa State	W 14-7	20,000	—	—	16	62	220	2	7-3-0	29	0	69	249	10	43	87	1	17-4-1	53	0	60	140
O	24	*NEBRASKA	L 3-21	42,900	—	5	2	36	-3	0	14-5-0	54	0	50	51	17	51	137	2	16-10-2	162	1	67	299
O	31	*OKLAHOMA	L 11-14	24,200	—	—	18	58	173	1	15-9-1	103	0	73	276	13	47	201	1	5-1-2	19	0	52	220
N	7	*at Missouri	L 7-16	46,000	—	—	13	44	147	1	17-9-4	75	0	61	222	14	49	218	1	14-5-2	90	1	63	308
N	14	*at Kansas	L 7-10	37,000	—	—	16	56	224	0	16-8-3	61	1	72	285	11	45	164	1	9-3-0	34	0	54	198
N	21	AIR FORCE	W 28-23	26,500	—	—	8	37	131	3	4-2-0	39	0	41	170	22	49	114	1	32-22-1	298	2	81	412

Head Coach: Eddie Crowder. **Assistant Coaches:** Rudy Feldman (chief assistant), Chet Franklin, Joe Harper, Bill Mondt, Don Stalwick, Dan Stavely (freshmen).
Usual Lineup: Offense (Switching T: Slot-I Triple Option), Defense (5-4)—TE Sam Harris, TT Bill Sabatino, TG Tim Monczka, C Steve Sidwell, SG Jack Parmater, ST Stan Irvine, SE Ray LeMasters, QB Bernie McCall/Hale Irwin, TB George Lewark/Estes Banks, SB Bill Symons, FB Ben Howe. **Specialists**—PK Frank Rogers, P S.Harris.
Note: Though 2-8, CU struck fear into its opponents with a stingy defense, allowing only 15.8 points and 248 yards per game in the eight losses, four of which were by four points or less.

SCORE/QUARTERS	1	2	3	4	—	Total
COLORADO	31	17	31	22	—	101
Opponents	55	47	16	38	—	156

TEAM STATISTICS	Colorado	Opponents
FIRST DOWNS	140	130
by rushing	90	85
by passing	41	36
by penalty	9	19
THIRD DOWN EFFICIENCY	43-142	57-143
percentage	30.3	39.9
FOURTH DOWN EFFICIENCY	20-29	12-19
percentage	69.0	63.2
RUSHING ATTEMPTS	515	470
yards gained	1779	1871
yards lost	290	236
NET RUSHING YARDS	1489	1635
average per rush	2.9	3.5
average per game	148.9	163.5
PASSING ATTEMPTS	121	124
passes completed	63	60
had intercepted	12	8
completion percentage	52.1	48.4
NET PASSING YARDS	700	902
average per attempt	5.8	7.3
average per completion	11.1	15.0
average per game	70.0	90.2
QB's sacked/yards lost	16/115	11/68
TOTAL OFFENSIVE PLAYS	636	594
TOTAL NET YARDS	2189	2537
AVERAGE GAIN PER PLAY	3.4	4.3
AVERAGE PER GAME	218.9	253.7
FUMBLES-LOST	29-13	20-12
PENALTIES/YARDS	48/415	58/503
TURNOVERS (Margin: -5/-0.50)	25	20
TOTAL RETURN YARDS	427	275
Punt Returns: No-Yards	21-233	17-151
Interceptions: No-Yards	8-194	12-110
Misc. (Fum/Blk. FG) Returns	0-0	1-14
KICKOFF RETURNS: No-Yards	31-720	24-628
average per return	23.2	26.2
PUNTS/Average	52/35.5	44/39.9
DEFENSIVE		
quarterback sacks/yards	11/68	16/115
passes broken up	17	12
BLOCKED KICKS	3	1
TIMES PENETRATED OPP. 20	26	27
scores/td,fg	14/11,3	19/15,4
TOUCHDOWNS	13	21
by rushing	11	14
by passing	1	5
by return	1	2
PAT Kicks	12-12	14-16
2-Pt. PAT	1-1	2-5
Field Goals	3-9	4-8
Safeties	0	0
TOTAL POINTS	101	156
average per game	10.1	15.6

RUSHING						
Player	Att	Gain	Loss	NET Avg.	TD	Long
R. Lee	89	356	46	310	3.5	3
E. Banks	81	302	29	273	3.4	1
B. McCall	114	326	103	223	2.0	2
B. Howe	59	203	0	203	3.4	4
H. Irwin	56	179	79	100	1.8	1
B. Symons	24	118	21	97	4.0	0
J. Marchiol	20	74	0	74	3.7	0
G. Lewark	16	68	0	68	4.3	0
M. Martin	7	23	0	23	3.3	0
T. McCarthy	8	23	0	23	2.9	0
T. Somerville	4	19	0	19	4.8	0
S. Harris	3	10	0	10	3.3	0
R. Morris	3	10	0	10	3.3	0
S. Graves	2	3	0	3	1.5	0
J. Price	1	0	3	-3	-3.0	0
G. Reese	23	52	6	46	2.0	0
D. Kelly	5	13	3	10	2.0	0

RECEIVING					
Player	No.	Yards	Avg.	TD	Long
B. Symons	27	267	9.9	0	29
S. Harris	12	134	11.2	1	27
B. Fairband	8	104	13.0	0	29
R. LeMasters	4	21	5.3	0	10
E. Banks	3	42	14.0	0	17
B. Howe	3	23	7.7	0	13
T. Somerville	2	55	27.5	0	41
G. Lewark	2	20	10.0	0	11
R. Lee	1	20	20.0	0	20
M. Martin	1	14	14.0	0	14

SCORING										
Player	Touchdowns—				2Pt.		FG-A			PTS
	Tot	Ru	Re	Pat	EP-A	FG-A	PTS			
B. Howe	4	4	0	0	0-0	0-0	0-0	24		
F. Rogers	0	0	0	0	0-0	12-12	3-9	21		
R. Lee	3	3	0	0	0-0	0-0	0-0	18		
B. McCall	2	2	0	0	1-1	0-0	0-0	14		
E. Banks	1	1	0	0	0-0	0-0	0-0	6		
H. Irwin	1	1	0	0	0-0	0-0	0-0	6		
S. Harris	1	0	1	0	0-0	0-0	0-0	6		
B. Symons	1	0	0	1	0-0	0-0	0-0	6		

PASSING													
Player	Att-Com-Int			Pct.	Yards	—avg. per—			TOTAL OFFENSE				
	Att	Com	Int			att.	comp.	TD		Long	Att.	Yds	Avg.
B. McCall	87	48	8	55.2	569	6.5	11.9	1	41	9/64	201	792	3.9
H. Irwin	24	9	3	37.5	79	3.3	8.8	0	17	7/51	80	179	2.2
R. Lee	5	3	0	62.5	21	4.2	7.0	0	10	0/0	94	331	3.5
E. Banks	1	1	0	100.0	13	13.0	13.0	0	13	0/0	82	286	3.5
D. Kelly	1	1	0	100.0	13	13.0	13.0	0	13	0/0	6	23	3.8
G. Reese	1	1	0	100.0	5	5.0	5.0	0	5	0/0	24	51	2.1
G. Lewark	2	0	1	0.0	0	0.0	0.0	0	0	0/0	18	68	3.8

NCAA Ratings: McCall 95.5, Irwin 40.2.

PUNTING									
Player	No.	Yards	Avg.	Long	In		had		Net
					50+	blk	blk	Avg.	
S. Harris	47	1679	35.7	62	15	2	0	0	32.7
G. Lewark	2	87	43.5	51	0	1	0	0	42.0
D. Kelly	3	81	27.0	43	2	0	0	0	24.3

PUNT RETURNS					
Player	No.	Yards	Avg.	TD	Long
G. Lewark	7	113	16.1	0	50
T. Somerville	2	56	28.0	0	54
G. Reese	2	25	12.5	0	15
B. McCall	1	9	9.0	0	9
B. Symons	1	8	8.0	0	8
H. Irwin	3	19	6.3	0	16
R. Lee	3	1	0.3	0	1
D. Peercy	2	2	1.0	0	2

KICKOFF RETURNS					
Player	No.	Yards	Avg.	TD	Long
B. Symons	12	353	29.4	1	91t
R. Lee	11	220	20.0	0	30
E. Banks	2	53	26.5	0	28
G. Lewark	1	22	22.0	0	22
H. Irwin	2	38	19.0	0	20
G. Reese	3	34	11.3	0	22

INTERCEPTIONS					
Player	No.	Yards	Avg.	TD	Long
T. Somerville	3	117	39.0	0	92
B. Howe	1	56	56.0	0	56
S. Sidwell	1	13	13.0	0	13
J. Marchiol	1	8	8.0	0	8
H. Irwin	1	0	0.0	0	0
G. Lewark	1	0	0.0	0	0

FIELD GOALS							
Player	10-19	20-29	30-39	40-49	50+	Total	Long
F. Rogers	0-0	2-2	1-4	0-3	0-0	3-9	31
Opponents	0-0	2-3	2-3	0-1	0-1	4-8	39

TACKLE LEADERS									
Player	UT	AT	—	Tot	PBU				
S. Sidwell	23	83	—	106	1				
R. LeMasters	15	59	—	74	0				
G. Lewark	21	49	—	70	4				
T. Somerville	20	45	—	65	3				
J. McClurg	19	45	—	64	1				
H. Irwin	15	49	—	64	3				
B. Cortese	10	41	—	51	0				
L. Ferraro	15	34	—	49	0				
T. Kresnak	10	37	—	47	0				
B. Sabatino	8	38	—	46	0				
D. Peercy	9	35	—	44	1				
B. Howe	12	28	—	40	0				
S. Harris	7	24	—	31					



1965

6-2-2 4-2-1 (3rd/Big 8)

	Result	Attend	Rank		CU	FD	Rushing			Passing			Tot Off		Opp	FD	Rushing			Passing			Tot Off		TV
			CU	Opp			att	yds	td	a	c	i	yds	td			no	yds	att	yds	td	a	c	i	
S 18 at Wisconsin	T 0-0	45,914	—	—	10	43	169	0	15	4-3	69	0	58	238	19	45	93	0	41	20-3	165	0	86	258	
S 25 FRESNO STATE	W 10-7	29,000	—	—	12	46	178	1	15	7-0	114	0	61	292	17	46	123	1	29	17-0	190	0	75	313	
O 2 *at Kansas State	W 36-0	19,000	—	—	21	74	267	3	19	9-1	109	1	93	376	7	29	-19	0	24	6-4	56	0	53	37	
O 9 *OKLAHOMA STATE	W 34-11	21,500	—	—	15	58	275	4	13	7-0	126	0	71	401	9	46	64	1	16	6-2	71	0	62	135	
O 16 *IOWA STATE	T 10-10	25,500	—	—	14	64	186	1	20	8-1	99	0	84	285	10	44	115	0	21	6-3	56	1	65	171	
O 23 *at Nebraska	L 13-38	54,110	—	3	13	35	134	1	29	11-2	125	0	64	259	17	55	149	2	28	10-3	223	2	83	372	
O 30 *at Oklahoma	W 13-0	45,006	—	—	13	61	141	1	21	9-2	115	0	82	256	18	46	137	0	25	11-3	147	0	71	284	
N 6 *MISSOURI	L 7-20	32,500	—	9	14	37	132	1	32	19-4	178	0	69	310	12	57	217	0	9	2-0	12	1	66	229	
N 13 *KANSAS	W 21-14	21,200	—	—	13	57	154	2	15	7-1	139	1	72	293	17	47	202	1	24	7-3	83	1	71	285	
N 20 at Air Force	W 19-6	38,235	—	—	16	59	208	1	16	7-0	143	1	75	351	13	39	74	1	38	18-1	155	0	77	229	

Head Coach: Eddie Crowder. **Assistant Coaches:** Rudy Feldman (chief assistant), Pat Culpepper, Chet Franklin, Joe Harper, Bill Mondt, Dan Stavely (freshmen).
Usual Lineup: Offense (Switching T: Slot-I Triple Option)—TE Tad Polumbus, TT Dick Taylor, TG John Beard, C Larry Ferraro, SG Kirk Tracy, ST Frank Van Valkenburg, SE Frank Rogers/George Lewark, QB Bernie McCall, TB William Harris/Larry Plantz, SB John Farler, FB Estes Banks/Wilmer Cooks. **Defense (5-2)**—LE Sam Harris, LT Bill Sabatino, MG Ron Scott, RT Frank Bosch, RE Bill Fairband, LB Kerry Mottl, LB Steve Sidwell, LH Robert Lee/George Lewark, RH Charles Greer, LS Dick Anderson, RS Hale Irwin. **Specialists**—PK Rogers, P Anderson.

Notes: College football changes forever with the implementation of new substitution rules in 1965, allowing for unlimited replacements and platoons on offense and defense.

SCORE/QUARTERS	1	2	3	4	—	Total
COLORADO	28	54	33	48	—	163
Opponents	24	40	3	39	—	106

TEAM STATISTICS	Colorado	Opponents
FIRST DOWNS	141	139
by rushing	83	66
by passing	53	60
by penalty	5	13
THIRD DOWN EFFICIENCY	66-191	54-167
percentage	34.6	32.3
FOURTH DOWN EFFICIENCY	12-19	10-22
percentage	63.2	45.5
RUSHING ATTEMPTS	534	454
yards gained	2029	1476
yards lost	185	321
NET RUSHING YARDS	1844	1155
average per rush	3.5	2.5
average per game	184.4	115.5
PASSING ATTEMPTS	195	255
passes completed	88	103
had intercepted	14	22
completion percentage	45.1	40.4
NET PASSING YARDS	1217	1158
average per attempt	6.2	4.5
average per completion	13.8	11.2
average per game	121.7	115.8
QBs sacked/yards lost	5/56	32/216
TOTAL OFFENSIVE PLAYS	729	709
TOTAL NET YARDS	3061	2313
AVERAGE GAIN PER PLAY	4.2	3.3
AVERAGE PER GAME	306.1	231.3
FUMBLES-LOST	33-19	17-10
PENALTIES/YARDS	67/652	43/373
TURNOVERS (Margin: -1/-0.10)	33	32
TOTAL RETURN YARDS	723	430
Punt Returns: No-Yards	31-507	19-245
Interceptions: No-Yards	22-216	14-185
Misc. (Fum/Blk. FG) Returns	0-0	0-0
KICKOFF RETURNS: No-Yards	21-372	30-527
average per return	17.7	17.6
PUNTS/Average	62/36.4	69/38.4
DEFENSIVE		
quarterback sacks/yards	32/216	5/56
passes broken up	35	15
BLOCKED KICKS	0	0
TIMES PENETRATED OPP. 20	34	22
scores/td,fg	25/14,11	14/12,2
TOUCHDOWNS	18	14
by rushing	15	8
by passing	3	5
by return	0	1
PAT Kicks	16-18	11-13
2-Pt. PAT	0-0	1-1
Field Goals	13-17	3-9
Safeties	0	0
TOTAL POINTS	163	106
average per game	16.3	10.6

RUSHING						
Player	Att	Gain	Loss	NET Avg.	TD	Long
W. Harris	142	722	42	680	4.8	3 76t
E. Banks	114	336	19	317	2.8	5 20
B. McCall	104	345	92	253	2.4	1 21
L. Plantz	50	238	10	228	4.6	1 45
D. O'Dell	36	141	2	139	3.9	2 25t
W. Cooks	30	89	0	89	3.0	1 6
S. Marchiol	23	60	1	59	2.6	0 6
L. Fischer	10	40	4	36	3.6	0 9
D. Kelly	9	26	7	19	2.1	1 5
D. Babbs	9	20	2	18	2.0	1 7
T. Polumbus	0	5	0	5	...	0 5
G. Lewark	1	4	0	4	4.0	0 4
R. Lee	1	1	0	1	1.0	0 1
J. Farler	5	2	6	-4	-0.8	0 1

RECEIVING						
Player	No.	Yards	Avg.	TD	Long	
J. Farler	19	123	6.5	1	12	
G. Lewark	18	278	15.4	1	31	
F. Rogers	13	250	19.2	1	58t	
L. Plantz	10	219	21.9	0	54	
W. Harris	9	120	13.3	0	28	
T. Polumbus	9	112	12.4	0	22	
L. Fischer	6	75	12.5	0	23	
E. Banks	2	23	11.5	0	18	
R. Morris	1	9	9.0	0	9	
D. Taylor	1	8	8.0	0	8	

SCORING											
Player	Touchdowns—				PAT	EP-A	FG-A	PTS			
	Tot	Ru	Re	Rt							
F. Rogers	1	0	1	0	0-0	16-18	13-17	61			
E. Banks	5	5	0	0	0-0	0-0	0-0	30			
W. Harris	3	3	0	0	0-0	0-0	0-0	18			
D. O'Dell	2	2	0	0	0-0	0-0	0-0	12			
D. Babbs	1	1	0	0	0-0	0-0	0-0	6			
W. Cooks	1	1	0	0	0-0	0-0	0-0	6			
J. Farler	1	0	1	0	0-0	0-0	0-0	6			
D. Kelly	1	1	0	0	0-0	0-0	0-0	6			
G. Lewark	1	0	1	0	0-0	0-0	0-0	6			
B. McCall	1	1	0	0	0-0	0-0	0-0	6			
L. Plantz	1	1	0	0	0-0	0-0	0-0	6			

PASSING													
Player	Att-Com-Int			Pct.	Yards	—avg. per—				TOTAL OFFENSE			
	att.	comp.	TD			Long	Sacked	Att.	Yds	Avg.			
B. McCall	181	84-13		46.4	1175	6.5	14.0	2	58t	5/56	285	1428	5.0
D. Babbs	9	3-0		33.3	27	3.0	9.0	1	11	0/0	18	45	2.5
D. Kelly	3	1-1		33.3	15	5.0	15.0	0	15	0/0	12	34	2.8
L. Plantz	1	0-0		0.0	0	0.0	0.0	0	0	0/0	51	228	4.5
F. Rogers	1	0-0		0.0	0	0.0	0.0	0	0	0/0	1	0	0.0

NCAA Ratings: McCall 90.2, Babbs 94.9.

PUNTING										
Player	No.	Yards	Avg.	Long	In		had		Net	
					20	50+	blk	Avg.		
D. Anderson	52	1878	36.1	62	12	5	0	31.8		
W. Harris	2	104	52.0	53	2	2	0	52.0		
D. Kelly	7	254	36.3	46	1	0	0	33.0		
S. Harris	1	22	22.0	22	0	0	0	22.0		

PUNT RETURNS						
Player	No.	Yards	Avg.	TD	Long	
C. Greer	26	431	16.6	0	39	
G. Lewark	1	32	32.0	0	32	
T. Corson	1	16	16.0	0	16	
L. Plantz	1	13	13.0	0	13	
R. Lee	2	15	7.5	0	12	

KICKOFF RETURNS						
Player	No.	Yards	Avg.	TD	Long	
C. Greer	11	210	19.1	0	28	
D. Anderson	2	35	17.5	0	18	
L. Plantz	5	87	17.4	0	22	
W. Harris	1	21	21.0	0	21	
T. Polumbus	1	12	12.0	0	12	
G. Lewark	1	7	7.0	0	7	

INTERCEPTIONS						
Player	No.	Yards	Avg.	TD	Long	
H. Irwin	5	71	14.2	0	33	
D. Drummond	4	46	11.5	0	22	
C. Greer	3	39	13.0	0	18	
G. Lewark	2	18	9.0	0	18	
D. Anderson	2	9	4.5	0	5	
K. Mottl	2	0	0.0	0	0	
R. Lee	1	12	12.0	0	12	
M. Martin	1	11	11.0	0	11	
B. Fairband	1	10	10.0	0	10	
R. Scott	1	0	0.0	0	0	

FIELD GOALS																											
Player	10-19					20-29					30-39					40-49					50+					Total	Long
	0-0	2-2	8-11	3-4	0-0	13-17	48	0-0	0-1	2-6	1-2	0-0	3-9	45													
F. Rogers	0-0	2-2	8-11	3-4	0-0	13-17	48	0-0	0-1	2-6	1-2	0-0	3-9	45													
Opponents	0-0	0-0	0-0	0-0	0-0	0-0	0-0	0-0	0-0	0-0	0-0	0-0	0-0	0-0													

TACKLE LEADERS						
Player	UT		AT		Tot	PBU
	UT	AT	UT	AT		
K. Mottl	26	51	—	—	77	3
C. Greer	41	28	—	—	69	3
F. Bosch	36	33	—	—	69	0



1966

7-3 5-2 (2nd/Big 8)

	Result	Attend	Rank	CU	Rushing	Passing	Tot Off	Opp	Rushing	Passing	Tot Off	TV
			CU	Opp	att	a-c-i	no	FD	att	a-c-i	no	
S 17 MIAMI, FLA.	L 3-24	39,000	—	20	10	31 46 0	27-10-3	132	0	58	178	18
S 24 at Baylor (N)	W 13- 7	29,000	—	10	13	52 175 2	17- 6-1	94	0	69	269	17
O 1 *KANSAS STATE	W 10- 0	35,000	20	—	15	40 220 1	18-11-2	153	0	58	373	14
O 8 *at Oklahoma State	L 10-11	27,000	—	—	19	55 241 1	9- 6-2	71	0	64	312	14
O 15 *at Iowa State	W 41-21	24,000	—	—	27	66 361 6	16- 8-0	94	0	82	455	17
O 22 *NEBRASKA	L 19-21	46,112	—	7	18	56 265 2	17- 6-2	99	1	73	364	21
O 29 *OKLAHOMA	W 24-21	36,200	—	—	23	57 265 2	11- 7-2	72	1	68	337	11
N 5 *at Missouri	W 26- 0	56,500	—	—	11	56 205 2	5- 0-0	0	0	61	205	12
N 12 *at Kansas	W 35-18	36,500	16	—	20	57 205 4	20-10-0	166	1	77	371	22
N 19 AIR FORCE	W 10- 9	39,876	16	—	18	53 241 1	18- 8-1	60	0	71	301	19

Head Coach: Eddie Crowder. **Assistant Coaches:** Rudy Feldman (chief assistant), Larry Bielat, Ken Blair, Chet Franklin, Joe Harper, Bill Mondt, Dan Stavely (freshmen). **Usual Lineup: Offense (Switching T: Slot-I Triple Option)**—TE Mike Martin, TT Mike Montler, TG John Beard, C Bruce Heath, SG Kirk Tracy, ST Bill Csikos, SE Larry Plantz, QB Bernie McCall/Dan Kelly, TB William Harris/Estes Banks, SB John Farler, FB Wilmer Cooks. **Defense (5-2)**—LE Sam Harris/Mike Schnitker, LT Bill Sabatino, MG Ron Scott, RT Frank Bosch, RE Bill Fairband, LB Dennis Drummond, LB Kerry Mottl, LH Charles Greer, RH George Lewark, LS Dick Anderson, RS Hale Irwin. **Specialists**—PK Farler, P Kelly/Anderson.

Note: Colorado finished second in the Big Eight with a 5-2 mark, but the two losses came by a combined three points.

SCORE/QUARTERS	1	2	3	4	—	Total
COLORADO	47	53	23	68	—	191
Opponents	23	34	31	44	—	132

TEAM STATISTICS	Colorado	Opponents
FIRST DOWNS	174	165
by rushing	116	78
by passing	51	77
by penalty	7	10
FIRST DOWN PLAYS / Average	292/4.3	282/4.8
THIRD DOWN EFFICIENCY	69-150	49-146
percentage	46.0	33.4
FOURTH DOWN EFFICIENCY	8-12	6-21
percentage	66.7	28.6
RUSHING ATTEMPTS	523	406
yards gained	2405	1692
yards lost	181	329
NET RUSHING YARDS	2224	1363
average per rush	4.3	3.4
average per game	222.4	136.3
PASSING ATTEMPTS	158	255
passes completed	72	135
had intercepted	13	20
completion percentage	45.6	52.9
NET PASSING YARDS	941	1421
average per attempt	6.0	5.6
average per completion	13.1	10.5
average per game	94.1	142.1
QBs sacked/yards lost	9/67	19/97
TOTAL OFFENSIVE PLAYS	681	661
TOTAL NET YARDS	3165	2784
AVERAGE GAIN PER PLAY	4.6	4.2
AVERAGE PER GAME	316.5	278.4
FUMBLES-LOST	23-17	22-13
PENALTIES/YARDS	43/449	38/362
TURNOVERS (Margin: +3/+0.30)	30	33
TOTAL RETURN YARDS	464	326
Punt Returns: No-Yards	20-197	13-192
Interceptions: No-Yards	20-267	14-58
Misc. (Fum/Blk. FG) Returns	0-0	1-76
KICKOFF RETURNS: No-Yards	29-564	37-683
average per return	19.4	18.5
PUNTS/Average	53/37.2	55/38.2
DEFENSIVE		
quarterback sacks/yards	19/97	9/67
passes broken up	37	15
BLOCKED KICKS	0	2
TIMES PENETRATED OPP. 20	38	29
scores/td,fg	29/22.7	16/11.5
TOUCHDOWNS	25	16
by rushing	21	6
by passing	3	7
by return	1	3
PAT Kicks	20-24	14-14
2-Pt. PAT	0-1	2-2
Field Goals	7-12	6-10
Safeties	0	0
TOTAL POINTS	191	132
average per game	19.1	13.2

RUSHING						
Player	Att	Gain	Loss	NET	Avg.	TD Long
W. Cooks	159	595	1	594	3.7	10 12
W. Harris	105	566	28	538	5.1	1 37
D. Kelly	107	532	191	431	4.0	3 44
B. McCall	71	276	27	249	3.5	3 21
J. Farler	27	200	15	185	6.9	3 40
E. Banks	35	143	7	136	3.9	1 20t
D. O'Dell	15	65	2	63	4.2	0 10
L. Plantz	2	22	0	22	11.0	0 13
M. Bynum	2	6	0	6	3.0	0 3

RECEIVING						
Player	No.	Yards	Avg.	TD	Long	
L. Plantz	22	354	16.1	3	30t	
J. Farler	13	177	13.6	0	23	
W. Cooks	10	75	7.5	0	12	
W. Harris	9	99	11.0	0	18	
M. Martin	8	97	12.1	0	27	
D. O'Dell	3	63	21.0	0	31	
E. Banks	3	32	10.7	0	18	
T. Corson	2	29	14.5	0	16	
T. Polumbus	1	8	8.0	0	8	
M. Bynum	1	7	7.0	0	7	

SCORING										
Player	Touchdowns—			2Pt.			PAT			PTS
	Tot	Ru	Re	Rt	EP-A	FG-A	FG-A	PTS		
W. Cooks	10	10	0	0	0-0	0-0	0-0	60		
J. Farler	3	3	0	0	0-0	17-20	4-6	47		
D. Kelly	3	3	0	0	0-1	0-0	0-0	18		
B. McCall	3	3	0	0	0-0	0-0	0-0	18		
L. Plantz	3	0	3	0	0-0	0-0	0-0	18		
D. Bartelt	0	0	0	0	0-0	3-4	3-6	12		
E. Banks	1	1	0	0	0-0	0-0	0-0	6		
W. Harris	1	1	0	0	0-0	0-0	0-0	6		
I. Howard	1	0	0	1	0-0	0-0	0-0	6		

PUNTING									
Player	No.	Yards	Avg.	Long	In 20	had 50+	Net blk	Avg.	
D. Anderson	18	759	42.2	59	9	4	0	31.9	
D. Kelly	31	1027	33.1	54	3	1	0	32.9	
W. Harris	4	186	46.5	68	1	2	0	46.5	

PUNT RETURNS									
Player	No.	Yards	Avg.	TD	Long				
C. Greer	11	136	12.3	0	42				
S. Tracy	2	23	11.5	0	18				
G. Lewark	5	23	4.6	0	17				
H. Irwin	1	11	11.0	0	11				
D. Anderson	1	4	4.0	0	4				

KICKOFF RETURNS									
Player	No.	Yards	Avg.	TD	Long				
G. Lewark	8	193	24.1	0	33				
W. Harris	5	104	20.8	0	25				
J. Farler	7	100	14.3	0	23				
L. Plantz	5	98	19.6	0	29				
W. Cooks	3	47	15.7	0	19				
E. Banks	1	22	22.0	0	22				

INTERCEPTIONS									
Player	No.	Yards	Avg.	TD	Long				
D. Anderson	5	55	11.0	0	28				
I. Howard	3	99	33.0	1	99t				
H. Irwin	3	91	30.3	0	58				
C. Greer	2	18	9.0	0	18				
G. Lewark	2	4	2.0	0	4				
F. Bosch	1	0	0.0	0	0				
S. Graves	1	0	0.0	0	0				
S. Harris	1	0	0.0	0	0				
K. Mottl	1	0	0.0	0	0				
M. Schnitker	1	0	0.0	0	0				

FIELD GOALS									
Player	10-19	20-29	30-39	40-49	50+	Total	Long		
J. Farler	0-0	2-3	2-2	0-1	0-0	4-6	34		
D. Bartelt	0-0	2-5	1-1	0-0	0-0	3-6	36		
Opponents	1-1	2-3	2-3	1-3	0-0	6-10	45		

TACKLE LEADERS									
Player	UT	AT	—	Tot	PBU				
K. Mottl	29	61	—	90	1				
D. Anderson	31	44	—	75	1				
R. Scott	28	45	—	73	0				
D. Drummond	23	46	—	69	1				
C. Greer	32	34	—	66	5				
H. Irwin	21	44	—	65	2				
F. Bosch	19	39	—	58	0				
B. Fairband	27	18	—	45	4				
I. Howard	11	20	—	31	4				
G. Lewark	17	13	—	30	3				
B. Sabatino	11	18	—	29	1				
S. Harris	8	19	—	27	7				
M. Schnitker	6	15	—	21	1				
S. Graves	13	2	—	15	0				

PASSING										
Player	Att	Com	Int	Pct.	Yards	—avg. per—	TD	Long	Sacked	TOTAL OFFENSE
						att.	comp.			Att. Yds Avg.
B. McCall	93	45	7	48.4	588	6.3	13.1	1 31	0/0	164 837 5.1
D. Kelly	65	27	6	41.5	353	5.4	13.1	2 29t	9/67	172 784 4.6

NCAA Ratings: McCall 90.0, Kelly 78.9.



1967

9-2 5-2 (2nd/Big 8)

	Result	Attend	Rank	CU	Rushing	Passing	Tot Off	Opp	Rushing	Passing	Tot Off	TV
			CU	Opp	att	yds	no	FD	att	yds	no	
S 16 BAYLOR	W 27-7	31,400	10	—	19	43	211	4	27-13-1	164	0	70 375
S 23 at Oregon	W 17-13	27,500	9	—	12	55	179	1	12-4-1	82	1	67 261
O 7 *IOWA STATE	W 34-0	38,500	8	—	17	48	217	3	22-12-1	223	1	70 440
O 14 *MISSOURI	W 23-9	44,517	6	17	20	78	238	2	10-7-0	71	0	88 309
O 21 *at Nebraska	W 21-16	65,766	4	13	14	42	110	1	15-8-1	72	0	57 182
O 28 *OKLAHOMA STATE	L 7-10	42,200	3	—	17	48	161	1	12-7-0	101	0	60 262
N 4 *at Oklahoma	L 0-23	61,106	9	15	14	47	129	0	13-5-3	52	0	60 181
N 11 *KANSAS	W 12-8	40,200	—	—	15	64	174	2	10-6-0	67	0	74 241
N 18 *at Kansas State	W 40-6	14,500	19	—	25	62	353	4	20-13-1	120	0	82 473
N 25 at Air Force	W 33-0	28,835	17	—	21	43	271	4	24-15-0	122	1	67 393
D 23 #Miami, Fla.	W 31-21	30,156	14	18	21	56	273	4	21-10-1	82	1	77 355

#—Bluebonnet Bowl at Houston, Texas.

Head Coach: Eddie Crowder. **Assistant Coaches:** Rudy Feldman (chief assistant), Larry Bielat, Ken Blair, Chet Franklin, Joe Harper, Bill Williamson, Dan Stavely (freshmen).
Usual Lineup: Offense (Switching T: Slot-I Triple Option)—TE Mike Prueett, TT Mike Montler, TG Bart Bortles, C Bruce Heath, SG Kirk Tracy, ST Bill Csikos/Kyle Morgan, SE Monte Huber, QB Bob Anderson/Dan Kelly, TB William Harris/Larry Plantz, SB John Farler, FB William Cooks/Tom Nigbur. **Defense (5-2)**—LE Mike Schnitker, LT Ron Scott/Bill Brundige, MG Rocky Martin, RT Frank Bosch, RE Mike Veeder, LB Dave Bartelt, RB Kerry Mottl, LH Charles Greer, RH Isaac Howard, LS Dick Anderson, RS Mike Bynum. **Specialists**—PK Bartelt/Farler, P D.Anderson/Harris.

Note: CU rose to No. 3 in the nation after back-to-back upsets of Missouri and Nebraska, and capped the season with its first bowl win in 11 years.

SCORE/QUARTERS	1	2	3	4	—	Total
COLORADO	46	78	36	54	—	214
Opponents.....	29	10	22	31	—	92

TEAM STATISTICS	Colorado	Opponents
FIRST DOWNS.....	174	129
by rushing.....	127	67
by passing.....	42	54
by penalty.....	5	8
FIRST DOWN PLAYS / Average.....	281/4.4	257/3.6
THIRD DOWN EFFICIENCY.....	61-154	47-145
percentage.....	39.6	32.4
FOURTH DOWN EFFICIENCY.....	11-19	12-22
percentage.....	57.9	54.5
RUSHING ATTEMPTS.....	530	439
yards gained.....	2348	1630
yards lost.....	305	366
NET RUSHING YARDS.....	2043	1264
average per rush.....	3.9	2.9
average per game.....	204.3	126.4
PASSING ATTEMPTS.....	165	191
passes completed.....	90	84
had intercepted.....	8	21
completion percentage.....	54.5	44.0
NET PASSING YARDS.....	1074	1248
average per attempt.....	6.5	6.5
average per completion.....	11.9	14.9
average per game.....	107.4	124.8
QBs sacked/yards lost.....	19/136	21/174
TOTAL OFFENSIVE PLAYS.....	695	630
TOTAL NET YARDS.....	3117	2512
AVERAGE GAIN PER PLAY.....	4.5	4.0
AVERAGE PER GAME.....	311.7	251.2
FUMBLES-LOST.....	21-12	22-16
PENALTIES/YARDS.....	64/737	42/363
TURNOVERS (Margin: +17/+1.70).....	20	37
TOTAL RETURN YARDS.....	931	339
Punt Returns: No-Yards.....	38-564	30-244
Interceptions: No-Yards.....	21-367	8-95
Misc. (Fum/Blk. FG) Returns.....	0-0	0-0
KICKOFF RETURNS: No-Yards.....	22-396	37-663
average per return.....	18.0	17.9
PUNTS/Average.....	60/37.6	65/38.4
DEFENSIVE		
quarterback sacks/yards.....	21/174	19/136
passes broken up.....	26	7
BLOCKED KICKS.....	2	2
TIMES PENETRATED OPP. 20.....	36	21
scores/td,fg.....	26/21.5	10/7.3
TOUCHDOWNS.....	29	12
by rushing.....	22	8
by passing.....	4	4
by return.....	3	0
PAT Kicks.....	21-24	7-9
2-Pt. PAT.....	1-5	1-3
Field Goals.....	5-9	3-4
Safeties.....	1	1
TOTAL POINTS.....	214	92
average per game.....	21.4	9.2

RUSHING						
Player	Att	Gain	Loss	NET Avg.	TD	Long
B. Anderson.....	166	798	173	625	3.8	7 36
W. Harris.....	83	378	11	367	4.4	2 34t
W. Cooks.....	99	321	0	321	3.2	6 15
L. Plantz.....	54	257	18	239	4.4	2 15
D. Kelly.....	52	227	87	140	2.7	3 19
T. Nigbur.....	26	114	1	113	4.3	0 12
J. Farler.....	18	106	4	102	5.7	0 19
S. Engel.....	21	78	2	76	3.6	0 7
G. Kuxhaus.....	2	28	0	28	14.0	2 17t
S. Tracy.....	3	14	1	13	4.3	0 10
T. Porter.....	2	12	0	12	6.0	0 8
D. Cleveland.....	3	15	3	12	4.0	0 10
M. Bynum.....	1	0	5	-5	-5.0	0 -5

RECEIVING						
Player	No.	Yards	Avg.	TD	Long	
M. Huber.....	45	486	10.8	1	35t	
M. Prueett.....	7	131	18.7	2	58t	
L. Plantz.....	7	57	8.1	0	11	
S. Engel.....	4	49	12.3	0	20	
T. Nigbur.....	4	47	11.8	0	21	
W. Cooks.....	4	40	10.0	0	16	
T. Corson.....	4	40	10.0	0	18	
J. Farler.....	4	36	9.0	0	12	
W. Harris.....	4	34	8.5	0	14	
G. Springston.....	3	54	18.0	1	30t	
G. Kuxhaus.....	2	73	36.5	0	67	
F. Conrad.....	1	16	16.0	0	16	
P. Kelly.....	1	11	11.0	0	11	

SCORING											
Player	Touchdowns—				PAT	EP-A	FG-A	PTS			
	Tot	Ru	Re	Rt							
B. Anderson.....	7	7	0	0	0-1	0-0	0-0	42			
W. Cooks.....	6	6	0	0	0-0	0-0	0-0	36			
D. Bartelt.....	0	0	0	0	0-0	9-11	3-6	18			
D. Kelly.....	3	3	0	0	0-2	0-0	0-0	18			
J. Farler.....	0	0	0	0	0-0	10-11	2-3	16			
L. Plantz.....	2	2	0	0	1-1	0-0	0-0	14			
M. Prueett.....	2	0	2	0	0-0	0-0	0-0	12			
W. Harris.....	2	2	0	0	0-0	0-0	0-0	12			
G. Kuxhaus.....	2	2	0	0	0-0	0-0	0-0	12			
M. Huber.....	1	0	1	0	0-0	0-0	0-0	6			
C. Greer.....	1	0	0	1	0-0	0-0	0-0	6			
M. Veeder.....	1	0	0	1	0-0	0-0	0-0	6			
J. Raymond.....	1	0	0	1	0-0	0-0	0-0	6			
G. Springston.....	1	0	1	0	0-0	0-0	0-0	6			
D. Anderson.....	0	0	0	0	0-1	2-2	0-0	2			

PASSING					
Player	Att	Com	Int	Pct.	Yards
B. Anderson.....	110	63	5	57.3	733
D. Kelly.....	54	27	2	50.0	341
L. Plantz.....	1	0	1	0	0

PUNTING						
Player	No.	Yards	Avg.	Long	In 20	had 50+ blk
D. Anderson.....	19	792	41.7	56	7	2 2 34.6
W. Harris.....	25	902	36.1	56	3	4 0 33.2
D. Kelly.....	11	387	35.2	49	3	0 0 32.2
B. Anderson.....	3	134	44.7	46	0	0 0 42.7
Team.....	2	41	20.5	13	0	0 0 11.5

PUNT RETURNS					
Player	No.	Yards	Avg.	TD	Long
C. Greer.....	28	408	14.6	1	59t
M. Bynum.....	4	108	27.0	0	46
D. Anderson.....	4	37	9.3	0	13
T. Kmetovic.....	1	6	6.0	0	6
B. Carmichael.....	1	5	5.0	0	5

KICKOFF RETURNS					
Player	No.	Yards	Avg.	TD	Long
W. Harris.....	8	195	24.4	0	48
L. Plantz.....	10	158	15.8	0	24
T. Nigbur.....	1	20	20.0	0	20
M. Prueett.....	1	16	16.0	0	16
E. Harris.....	1	5	5.0	0	5
D. Cleveland.....	1	2	2.0	0	2

INTERCEPTIONS					
Player	No.	Yards	Avg.	TD	Long
D. Anderson.....	7	87	12.4	0	28
J. Raymond.....	3	89	29.7	1	76t
R. Martin.....	3	15	5.0	0	15
T. Kmetovic.....	2	48	24.0	0	28
K. Mottl.....	2	24	12.0	0	19
C. Greer.....	2	0	0.0	0	0
M. Bynum.....	1	54	54.0	0	54
I. Howard.....	1	0	0.0	0	0
M. Veeder.....	0*	50	1	50t

FIELD GOALS									
Player	10-19	20-29	30-39	40-49	50+	Total	Long		
D. Bartelt.....	0-0	2-3	1-3	0-0	0-0	3-6	38		
J. Farler.....	0-0	1-2	1-1	0-0	0-0	2-3	30		
Opponents.....	0-0	2-2	1-1	0-1	0-0	3-4	33		

TACKLE LEADERS					
Player	UT	AT	—	Tot	PBU
D. Anderson.....	51	51	—	102	6
K. Mottl.....	41	33	—	74	0
R. Martin.....	28	39	—	67	1
F. Bosch.....	28	25	—	53	1
C. Greer.....	26	21	—	47	5
R. Scott.....	22	22	—	44	2
M. Bynum.....	18	25	—	43	0
M. Veeder.....	22	13	—	35	2
M. Schnitker.....	17	18	—	35	0
T. Kmetovic.....	14	21	—	35	1
I. Howard.....	17	17	—	34	2
D. Bartelt.....	12	13	—	25	4
V. Hokanson.....	11	7	—	18	0
S. Tracy.....	11	7	—	18	0
B. Brundige.....	6	11	—	17	2

TOTAL OFFENSE									
Player	Att	Comp	TD	Long	Sacked	Att.	Yds	Avg.	
B. Anderson.....	6.7	11.6	2	58t	14/91	276	1358	4.9	
D. Kelly.....	6.3	12.6	2	67	5/45	106	481	4.5	
L. Plantz.....	0.0	0.0	0	0	0/0	55	239	4.3	

NCAA Ratings: Anderson 110.2, Kelly 107.9.



1968

4-6 3-4 (4th/Big 8)

	Result	Attend	Rank	CU	Rushing	Passing	Tot Off	Opp	Rushing	Passing	Tot Off	TV										
	CU	Opp	FD	att	yds	td	a-c-i	yds	td	no	yds	FD	att	yds	td	a-c-i	yds	td	no	yds	TV	
S 21 OREGON	W 28-7	44,723	—	22	58	209	4	22-14-1	122	0	80	331	9	38	104	0	15-4-0	87	1	53	191	
S 28 at California	L 0-10	27,500	—	18	33	124	0	40-17-3	166	0	73	290	22	53	140	1	29-17-1	203	0	82	343	ABC (r)
O 5 *at Iowa State	W 28-18	24,500	—	23	62	235	3	16-11-1	161	1	78	396	18	46	182	1	32-11-2	214	1	78	396	
O 12 *at Missouri	L 14-27	50,705	—	6	26	97	0	11-3-4	153	2	37	250	26	99	421	3	12-4-0	33	0	111	454	
O 19 *KANSAS STATE	W 37-14	32,500	—	29	59	250	1	32-20-1	288	3	91	538	17	34	90	2	34-15-2	120	0	68	210	
O 26 *OKLAHOMA	W 41-27	47,724	—	27	68	371	6	14-8-0	70	0	82	441	29	55	291	3	23-14-1	217	1	78	508	
N 2 *at Kansas	L 14-27	44,500	—	3	11	42	211	2	12-3-0	40	0	54	251	24	67	428	2	15-9-1	87	1	82	509
N 9 *at Oklahoma State	L 17-34	17,500	—	27	58	332	2	28-13-2	146	0	86	478	19	60	313	5	17-11-0	146	0	77	459	
N 16 *NEBRASKA	L 6-22	48,327	—	18	43	172	1	33-10-1	67	0	76	239	17	67	228	2	12-5-1	47	0	79	275	
N 23 AIR FORCE	L 35-58	42,300	—	20	39	157	4	30-20-0	234	1	69	391	32	66	381	5	20-13-0	149	3	86	530	

Head Coach: Eddie Crowder. **Assistant Coaches:** Ken Blair (offense), Pat Culpepper (defense), Rick Duval (defense), Chet Franklin (offense), Don James (defense), Jim Mora (defense), Steve Ortmayer (offense), Augie Tammariello (offense), Dan Stavely (freshmen).

Usual Lineup: Offense (Switching T: Slot-I Triple Option)—TE Steve Dal Porto/Jim Cooch, TT Mike Montler, TG Dennis Havig, C Don Popplewell, SG Dick Melin, ST Kile Morgan, SE Monte Huber, QB Bobby Anderson, TB Steve Engel, FB Tom Nigbur/Ward Walsh, SB Mike Pruett. **Defense (5-2)**—LE Mike Schnitker, LT Dave Capra, MG Bill Collins, LB Rocky Martin, RB Phil Irwin, RE Dave Bartelt/Tom Duncan, RT Bill Brundige, LC Jeff Raymond, LS Steve Tracy, RS Mike Bynum, RC Isaac Howard/Pat Murphy. **Specialists**—PK Dave Haney, P Dick Robert.

Note: A relatively young CU team (18 sophomores in the two deep) endured an up-and-down season, which featured the second straight win over Oklahoma in Boulder for the first time in Buff history and the first loss to Air Force in five years.

SCORE/QUARTERS	1	2	3	4	—	Total
COLORADO	21	72	72	55	—	220
Opponents	46	54	69	75	—	244

TEAM STATISTICS	Colorado	Opponents
FIRST DOWNS	201	213
by rushing	118	133
by passing	74	68
by penalty	9	12
FIRST DOWN PLAYS / Average	317/5.2	328/4.8
THIRD DOWN EFFICIENCY	52-141	90-185
percentage	36.9	48.6
FOURTH DOWN EFFICIENCY	17-26	17-22
percentage	65.4	77.3
RUSHING ATTEMPTS	488	585
yards gained	2354	2858
yards lost	196	280
NET RUSHING YARDS	2158	2578
average per rush	4.4	4.4
average per game	215.8	257.8
PASSING ATTEMPTS	238	209
passes completed	119	103
had intercepted	13	8
completion percentage	50.0	49.3
NET PASSING YARDS	1447	1303
average per attempt	6.1	6.2
average per completion	12.2	12.7
average per game	144.7	130.3
QBs sacked/yards lost	9/60	25/195
TOTAL OFFENSIVE PLAYS	726	794
TOTAL NET YARDS	3605	3881
AVERAGE GAIN PER PLAY	5.0	4.9
AVERAGE PER GAME	360.5	388.1
FUMBLES-LOST	24-14	29-18
PENALTIES/YARDS	41/491	55/521
TURNOVERS (Margin: -1/-0.10)	27	26
TOTAL RETURN YARDS	382	372
Punt Returns: No-Yards	27-226	27-305
Interceptions: No-Yards	8-156	13-67
Misc. (Fum/Blk. FG) Returns	1-8	0-0
KICKOFF RETURNS: No-Yards	29-532	40-925
average per return	18.3	23.1
PUNTS/Average	54/36.8	46/42.1
DEFENSIVE		
quarterback sacks/yards	25/195	9/60
passes broken up	41	28
BLOCKED KICKS	0	1
TIMES PENETRATED OPP. 20	36	42
scores/td,fg	28/26,2	28/23,5
TOUCHDOWNS	31	33
by rushing	24	24
by passing	7	6
by return	0	1
PAT Kicks	24-27	20-26
2-Pt. PAT	2-4	1-7
Field Goals	2-5	8-16
Safeties	0	0
TOTAL POINTS	220	244
average per game	22.0	24.4

RUSHING Player	Att	Gain	Loss	NET Avg.	TD	Long
B. Anderson	183	935	147	788	4.3	9
S. Engel	110	494	3	491	4.5	3
T. Nigbur	67	408	14	394	5.9	6
W. Walsh	103	390	6	384	3.7	5
G. Kuxhaus	6	46	0	46	7.7	1
G. Bailey	4	16	1	15	3.8	0
B. Kelsey	1	12	0	12	12.0	0
J. Bratten	11	36	25	11	1.0	0
M. Huber	1	9	0	9	9.0	0
M. Pruett	1	5	0	5	5.0	0
D. Schnorr	1	3	0	3	3.0	0

RECEIVING Player	No.	Yards	Avg.	TD	Long
M. Huber	38	462	12.2	2	47t
M. Pruett	22	281	12.8	3	66t
W. Walsh	13	136	10.5	1	19
J. Cooch	13	169	13.0	0	24
S. Dal Porto	12	149	12.4	0	21
T. Nigbur	8	31	3.9	0	9
S. Engel	7	147	21.0	1	80t
B. Kelsey	4	45	11.3	0	13
G. Kuxhaus	1	18	18.0	0	18
D. Schnorr	1	9	9.0	0	9

SCORING Player	Touchdowns—	2Pt.	EP-A	FG-A	PTS
	Tot Ru Re Rt	PAT			
B. Anderson	9 9 0 0	1-1	0-0	0-0	56
T. Nigbur	6 6 0 0	0-0	0-0	0-0	36
W. Walsh	6 5 1 0	0-0	0-0	0-0	36
D. Haney	0 0 0 0	0-0	24-26	2-5	30
S. Engel	4 3 1 0	0-2	0-0	0-0	24
M. Pruett	3 0 3 0	0-0	0-0	0-0	18
M. Huber	2 0 2 0	0-0	0-0	0-0	12
G. Kuxhaus	1 1 0 0	0-0	0-0	0-0	6
B. Kelsey	0 0 0 0	1-1	0-0	0-0	2

PUNTING Player	No.	Yards	Avg.	In 20	had 50+	Net blk
D. Robert	49	1792	36.6	53	6	3
W. Walsh	2	110	55.0	60	2	2
B. Anderson	3	88	29.3	36	0	0

PUNT RETURNS Player	No.	Yards	Avg.	TD	Long
M. Bynum	14	85	6.1	0	13
P. Murphy	11	139	12.6	0	67
J. Raymond	1	2	2.0	0	2
W. Walsh	1	0	0.0	0	0

KICKOFF RETURNS Player	No.	Yards	Avg.	TD	Long
S. Engel	7	176	25.1	0	40
P. Murphy	6	131	21.8	0	29
W. Walsh	5	74	14.8	0	20
T. Nigbur	5	93	18.6	0	32
J. Cooch	2	15	7.5	0	9
B. Anderson	1	16	16.0	0	16
M. Pruett	1	16	16.0	0	16
G. Kuxhaus	1	11	11.0	0	11
K. Morgan	1	0	0.0	0	0

INTERCEPTIONS Player	No.	Yards	Avg.	TD	Long
T. Duncan	2	54	27.0	0	52
S. Tracy	2	0	0.0	0	0
P. Murphy	1	63	63.0	0	63
I. Howard	1	17	17.0	0	17
B. Blount	1	12	12.0	0	12
M. Bynum	1	10	10.0	0	0

FIELD GOALS Player	10-19	20-29	30-39	40-49	50+	Total	Long
D. Haney	0-0	2-4	0-0	0-2	0-0	2-6	23
Opponents	0-0	1-3	4-8	2-3	1-2	8-16	54

TACKLE LEADERS Player	UT	AT	—	Tot	PBU
R. Martin	37	74	—	111	5
M. Schnitker	32	53	—	85	1
S. Tracy	41	32	—	73	5
B. Smith	29	33	—	62	0
B. Brundige	19	43	—	62	1
P. Murphy	30	30	—	60	6
M. Bynum	29	25	—	54	2
P. Irwin	10	43	—	53	1
J. Raymond	25	26	—	51	8
B. Collins	17	31	—	48	2
D. Capra	11	37	—	48	0
T. Duncan	12	24	—	36	2
D. Bartelt	16	17	—	33	0
I. Howard	19	13	—	32	4

PASSING Player	Att-Com-Int	Pct.	Yards	—avg. per— att. comp.	TD	Long	Sacked	TOTAL OFFENSE Att.	Yds	Avg.	
B. Anderson	222-112-12	50.5	1341	6.0	12.0	7	80t	8/58	405	2129	5.3
J. Bratten	16-7-1	43.8	106	6.6	15.1	0	21	1/2	27	117	4.3

NCAA Ratings: Anderson 100.8, Bratten 86.9.



1969

8-3 5-2 (3rd/Big 8)

	Result	Attend	Rank	CU	Rushing	Passing	Tot Off	Opp	Rushing	Passing	Tot Off	TV
S 20 TULSA	W 35-14	34,784	—	18	58 315 5	15- 5-1 43 0	73 358	17	48 117 0	33-15-3 153 0	81 270	
S 27 at Penn State	L 3-27	51,535	—	2	16 52 127 0	30- 9-4 97 0	82 224	15	53 179 1	16- 6-0 50 1	69 229	
O 4 INDIANA	W 30- 7	31,534	—	22	61 281 4	21-10-0 121 0	82 402	9	42 56 0	17- 8-2 111 1	59 167	
O 11 *at Iowa State	W 14- 0	29,000	—	14	49 227 2	21- 6-1 57 0	70 284	15	50 3 0	35-14-0 198 0	85 201	
O 18 *at Oklahoma	L 30-42	60,400	—	12	27 74 319 3	25-10-1 113 1	99 432	24	51 289 5	18- 8-1 130 1	69 419	
O 25 *MISSOURI	W 31-24	41,886	—	5	13 66 195 3	10- 6-0 184 1	76 379	17	44 118 1	35-15-2 273 2	79 391	
N 1 *at Nebraska	L 7-20	67,035	18	—	15 60 207 1	14- 4-4 35 0	74 242	12	50 114 1	18- 9-1 139 1	68 253	
N 8 *at Kansas	W 17-14	37,000	—	16	54 187 2	18- 9-1 165 0	72 352	18	53 221 2	21- 4-3 83 0	74 304	
N 15 *OKLAHOMA STATE	W 17-14	29,500	—	16	53 161 1	21-11-0 160 0	74 321	17	42 136 0	28-12-3 164 2	70 300	
N 22 *KANSAS STATE	W 45-32	37,400	—	19	59 193 4	23-11-0 251 2	82 444	24	28 20 1	63-28-1 439 3	91 459	
D 13 #Alabama	W 47-33	50,144	—	29	70 473 5	16- 6-3 90 0	86 563	24	46 155 3	34-14-0 212 2	80 367	ABC

#—Liberty Bowl at Memphis, Tenn.

Head Coach: Eddie Crowder. **Assistant Coaches:** Chet Franklin (OC), Don James (DC), Ken Blair (DE), Rick Duval (WR), C.B. McGowan (backs), Jim Mora (DL), Steve Ortmyer (OL), Steve Sidwell (LB), Augie Tammariello (OL), Dan Stavelly (freshmen).

Usual Lineup: Offense (Switching T: Slot-I Triple Option)—WR Bob Masten, TT Jim Phillips, TG Dick Melin, C Don Popplewell, SG Dennis Havig, ST Eddie Fusiek, TE Mike Prueett, SE Monte Huber, QB Jim Bratten/Paul Arendt, TB Bobby Anderson, FB Ward Walsh. **Defense (4-3)**—LE Herb Orvis, LT Dave Perini/Bill Collins, RT Dave Capra, RE Bill Brundige, OLB Bill Blanchard, ILB Phil Irwin, OLB Rick Ogle, LC Jim Cooch, LS Pat Murphy, RS Pete Jacobsen, RC Eric Harris. **Specialists**—PK Dave Haney, P Dick Robert. **Note:** Bobby Anderson started the first two games at quarterback, but in perhaps the most successful in-season position switch in CU history, he goes on to earn All-America honors at tailback. He closes with a 254-yard, three touchdown effort against Alabama and legendary coach Bear Bryant in the Liberty Bowl.

SCORE/QUARTERS	1	2	3	4	—	Total
COLORADO	48	85	24	72	—	239
Opponents.....	27	87	41	39	—	194

TEAM STATISTICS	Colorado	Opponents
FIRST DOWNS.....	176	168
by rushing.....	124	78
by passing.....	48	76
by penalty.....	4	14
FIRST DOWN PLAYS / Average.....	313/4.5	308/4.0
THIRD DOWN EFFICIENCY.....	67-187	53-167
percentage.....	35.8	31.7
FOURTH DOWN EFFICIENCY.....	19-28	10-16
percentage.....	67.9	62.5
RUSHING ATTEMPTS.....	586	461
yards gained.....	2489	1688
yards lost.....	277	435
NET RUSHING YARDS.....	2212	1253
average per rush.....	3.8	2.7
average per game.....	221.2	125.3
PASSING ATTEMPTS.....	198	284
passes completed.....	81	119
had intercepted.....	12	16
completion percentage.....	40.9	41.9
NET PASSING YARDS.....	1226	1740
average per attempt.....	6.2	6.1
average per completion.....	15.1	14.6
average per game.....	122.6	174.0
QB's sacked/yards lost.....	23/173	42/307
TOTAL OFFENSIVE PLAYS.....	784	745
TOTAL NET YARDS.....	3438	2993
AVERAGE GAIN PER PLAY.....	4.7	4.0
AVERAGE PER GAME.....	343.8	299.3
FUMBLES-LOST.....	27-16	24-12
PENALTIES/YARDS.....	48/489	39/340
TURNOVERS (Margin: 0/+0.00).....	28	28
TOTAL RETURN YARDS.....	381	353
Punt Returns: No-Yards.....	34-195	35-240
Interceptions: No-Yards.....	16-186	12-107
Misc. (Fum/Blk. FG) Returns.....	0-0	1-6
KICKOFF RETURNS: No-Yards.....	26-614	38-933
average per return.....	23.6	24.6
PUNTS/Average.....	71/38.3	68/41.2
DEFENSIVE/tackles for loss.....	83-425	62-263
quarterback sacks/yards.....	42/307	23/173
passes broken up.....	65	28
BLOCKED KICKS.....	1	1
TIME OF POSSESSION (Avg.).....	31:41	28:19
TIMES PENETRATED OPP. 20.....	34	35
scores/td,fg.....	29/22.7	23/17.6
TOUCHDOWNS.....	30	24
by rushing.....	25	11
by passing.....	4	9
by return.....	1	2
PAT Kicks.....	28-30	22-22
2-Pt. PAT.....	0-0	2-2
Field Goals.....	7-11	8-17
Safeties.....	0	0
TOTAL POINTS.....	229	194
average per game.....	22.9	19.4

RUSHING	Player	Att	Gain	Loss	NET	Avg.	TD	Long
	B. Anderson.....	219	1003	49	954	4.4	18	69t
	W. Walsh.....	114	502	0	502	4.4	0	22
	J. Bratten.....	92	319	85	234	2.5	1	13
	P. Arendt.....	91	292	118	174	1.9	4	25
	R. Rieger.....	33	141	5	136	4.1	1	30
	M. Whitaker.....	16	98	3	95	5.9	0	39
	S. Engel.....	10	56	13	43	4.3	0	20
	B. Smith.....	5	43	0	43	8.6	0	31
	M. Huber.....	3	32	0	32	10.7	1	23
	B. Masten.....	1	0	1	-1	-1.0	0	-1

RECEIVING	Player	No.	Yards	Avg.	TD	Long
	M. Huber.....	28	488	17.4	2	79t
	S. Dal Porto.....	14	172	12.3	1	30t
	B. Masten.....	11	177	16.1	0	40
	W. Walsh.....	7	64	9.1	0	22
	M. Whitaker.....	5	150	30.0	0	58
	M. Prueett.....	6	50	8.3	0	12
	B. Anderson.....	4	68	17.0	1	44t
	D. Schnorr.....	3	22	7.3	0	9
	W. Nichols.....	1	19	19.0	0	19
	B. Kelsey.....	1	9	9.0	0	9
	R. Rieger.....	1	7	7.0	0	7

SCORING	Player	Tot	Ru	Re	Rt	PAT	EP-A	FG-A	PTS
	B. Anderson.....	19	18	1	0	0-0	0-0	0-0	114
	D. Haney.....	0	0	0	0	0-0	28-30	7-11	49
	P. Arendt.....	4	4	0	0	0-0	0-0	0-0	24
	M. Huber.....	3	1	2	0	0-0	0-0	0-0	18
	J. Bratten.....	1	1	0	0	0-0	0-0	0-0	6
	S. Dal Porto.....	1	0	1	0	0-0	0-0	0-0	6
	S. Engel.....	1	0	0	1	0-0	0-0	0-0	6
	R. Rieger.....	1	1	0	0	0-0	0-0	0-0	6

PUNTING	Player	No.	Yards	Avg.	In	had	Net
	D. Robert.....	70	2717	38.8	62 15	8 1	35.4
	Team.....	1	0	0.0	0 0	0 0	-6.0

PUNT RETURNS	Player	No.	Yards	Avg.	TD	Long
	P. Murphy.....	22	100	4.5	0	14
	B. Anderson.....	5	56	11.2	0	23
	E. Harris.....	5	24	4.8	0	11
	B. Masten.....	1	11	11.0	0	11
	R. Rieger.....	1	4	4.0	0	4

KICKOFF RETURNS	Player	No.	Yards	Avg.	TD	Long
	B. Anderson.....	11	193	17.5	0	22
	B. Masten.....	6	155	25.8	0	46
	S. Engel.....	2	134	67.0	1	88t
	P. Murphy.....	4	79	19.8	0	30
	R. Rieger.....	1	21	21.0	0	21
	M. Whitaker.....	1	17	17.0	0	17
	G. Kuxhaus.....	1	15	15.0	0	15

INTERCEPTIONS	Player	No.	Yards	Avg.	TD	Long
	J. Cooch.....	4	49	12.3	0	22
	P. Irwin.....	4	18	4.5	0	12
	E. Harris.....	3	66	22.0	0	41
	P. Murphy.....	3	31	10.3	0	22
	P. Jacobsen.....	2	22	11.0	0	22

FIELD GOALS	Player	10-19	20-29	30-39	40-49	50+	Total	Long
	D. Haney.....	0-0	4-4	3-4	0-2	0-1	7-11	33
	Opponents.....	0-0	2-4	4-6	2-5	0-2	8-17	48

TACKLE LEADERS	Player	UT	AT	—	Tot	TFL	QBS	PBU
	P. Irwin.....	35	58	—	93	10-39	4½-28	2
	B. Collins.....	24	56	—	80	5-31	3½-25	6
	P. Murphy.....	34	45	—	79	4-17	2-10	7
	H. Orvis.....	33	41	—	78	12-84	9-78	2
	B. Brundige.....	30	40	—	70	24-123	13-109	1
	P. Jacobsen.....	28	28	—	56	1- 3	0- 0	6
	E. Harris.....	24	31	—	55	1- 3	0- 0	17
	B. Blanchard.....	18	33	—	51	4- 9	1- 3	4
	D. Capra.....	16	35	—	51	6-21	4-15	0
	R. Ogle.....	22	27	—	49	1- 2	0- 0	1
	D. Varriano.....	19	30	—	49	4-18	2-12	0
	J. Cooch.....	18	18	—	36	2- 4	0- 0	4
	D. Perini.....	11	21	—	32	4-29	3-27	0
	B. Blount.....	8	9	—	17	0- 0	0- 0	4
	C. Havens.....	6	11	—	17	0- 0	0- 0	0

PASSING	Player	Att-Com-Int	Pct.	Yards	—avg. per—	TD	Long	Sacked	TOTAL OFFENSE			
	P. Arendt.....	75- 34- 4	45.3	563	7.5	16.6	1	79t	10/84	166	737	4.4
	J. Bratten.....	80- 34- 4	42.5	539	6.7	15.9	3	62	11/76	172	773	4.5
	B. Anderson.....	43- 13- 4	30.2	124	2.9	9.5	0	19	2/13	262	1078	4.1

NCAA Ratings: Arendt 102.1, Bratten 101.5, Anderson 35.9.



1970 6-5 3-4 (4th/Big 8)

	Result	Attend	Rank	CU	Rushing	Passing	Tot Off	Opp	Rushing	Passing	Tot Off	TV											
	CU Opp	FD	att	yds	td	a-c-i	yds	td	no	yds	FD	att	yds	td	no	yds	TV						
S 19 at Indiana	W 16-9	42,174	—	19	51	273	0	22-11-0	89	1	73	362	24	50	164	0	28-14-3	118	1	78	282		
S 26 PENN STATE	W 41-13	42,850	18	4	23	56	212	3	27-14-2	194	1	83	406	19	50	144	1	27-14-2	146	1	77	290	ABC
O 3 *at Kansas State	L 20-21	40,200	8	—	20	53	221	3	29-9-2	84	0	82	305	19	48	245	0	28-13-2	171	2	76	416	
O 10 *IOWA STATE	W 61-10	40,840	17	—	21	60	299	4	22-10-0	139	2	82	438	16	45	99	1	30-12-1	129	0	75	228	
O 17 *OKLAHOMA	L 15-23	47,700	13	—	26	71	359	2	17-7-4	99	0	88	458	14	55	253	1	5-2-0	70	1	60	323	
O 24 *at Missouri	L 16-30	57,000	19	—	13	35	35	1	33-13-0	244	0	68	279	21	69	270	2	23-12-1	158	1	92	428	
O 31 *NEBRASKA	L 13-29	50,881	—	4	16	54	296	2	18-5-2	40	0	72	336	19	55	153	2	19-11-2	173	2	74	326	ABC (r)
N 7 *KANSAS	W 45-29	37,250	—	—	28	87	429	5	13-6-2	69	0	100	498	17	37	109	2	29-12-2	190	2	66	299	
N 14 *at Oklahoma State	W 30-6	18,000	—	—	25	74	390	3	17-5-0	80	0	91	470	15	42	117	1	25-7-2	68	0	67	185	
N 21 at Air Force	W 49-19	45,447	—	10	33	83	482	5	17-8-1	193	2	100	675	20	20	40	1	55-25-4	266	1	75	306	
D 12 #Tulane	L 3-17	44,500	19	—	13	57	155	0	7-3-1	20	0	64	175	15	52	213	2	9-3-1	28	0	61	241	ABC

#—Liberty Bowl at Memphis, Tenn.

Head Coach: Eddie Crowder. **Assistant Coaches:** Chet Franklin (OC), Don James (DC), Ken Blair (DE), Rick Duval (WR), C.B. McGowan (backs), Jim Mora (DL), Steve Ortmyer (OL), Steve Sidwell (LB), Augie Tammariello (OL), Dan Stavelly (freshmen).

Usual Lineup: Offense (**Switching T: Slot-I Triple Option**)—TE Bob Masten/Rick Kay, LT Jim Phillips, LG Bill Kralicek, C Don Popplewell, RG Dennis Havig, RT Eddie Fusiek, SE Larry Brunson/Willie Nichols, QB Jim Bratten/Paul Arendt, FB Ward Walsh, SB Cliff Branch. **Defense (4-3)**—LE Herb Orvis, LT Dave Capra, RT Rich Varriano/Bruce Smith, RE John Stavelly, LB Billie Drake, LB Phil Irwin, LB Rick Ogle, LC Cullen Bryant, SS John Stearns, WS Pat Murphy, RC Jim Cooch. **Specialists**—PK Dave Haney, P Stearns/Dick Robert.

Note: Colorado blasted Penn State, 41-13, on national television to end the Nittany Lions' 31-game unbeaten streak. Linebacker Phil Irwin is featured on the cover of the following week's *Sports Illustrated*, the first time a CU athlete graces the popular magazine's cover.

SCORE/QUARTERS	1	2	3	4	—	Total
COLORADO	69	99	69	69	—	306
Opponents	46	47	48	48	—	189

TEAM STATISTICS	Colorado	Opponents
FIRST DOWNS	224	184
by rushing	157	97
by passing	56	72
by penalty	11	15
FIRST DOWN PLAYS / Average	358/5.6	320/4.5
THIRD DOWN EFFICIENCY	77-175	58-165
percentage	44.0	35.2
FOURTH DOWN EFFICIENCY	12-18	7-11
percentage	66.7	63.6
RUSHING ATTEMPTS	625	471
yards gained	3230	1969
yards lost	232	375
NET RUSHING YARDS	2998	1594
average per rush	4.8	3.4
average per game	299.8	159.4
PASSING ATTEMPTS	215	269
passes completed	88	122
had intercepted	13	19
completion percentage	40.9	45.4
NET PASSING YARDS	1231	1489
average per attempt	5.7	5.5
average per completion	14.0	12.2
average per game	123.1	148.9
QBs sacked/yards lost	16/118	28/201
TOTAL OFFENSIVE PLAYS	840	740
TOTAL NET YARDS	4229	3083
AVERAGE GAIN PER PLAY	5.0	4.2
AVERAGE PER GAME	422.9	308.3
FUMBLES-LOST	34-21	26-18
PENALTIES/YARDS	73/702	53/446
TURNOVERS (Margin: +3/+0.30)	34	37
TOTAL RETURN YARDS	471	357
Punt Returns: No-Yards	26-250	10-54
Interceptions: No-Yards	19-221	13-213
Misc. (Fum/Blk. FG) Returns	0-0	1-90
KICKOFF RETURNS: No-Yards	41-795	45-937
average per return	19.4	20.8
PUNTS/Average	50/35.9	62/38.5
DEFENSIVE/tackles for loss	76-360	49-206
quarterback sacks/yards	28/201	16/118
passes broken up	44	32
BLOCKED KICKS	2	2
TIME OF POSSESSION (Avg.)	30:45	29:15
TIMES PENETRATED OPP. 20	44	36
scores/td,fg	36/28,8	25/17,8
TOUCHDOWNS	39	24
by rushing	29	11
by passing	6	11
by return	4	2
PAT Kicks	34-36	14-17
2-Pt. PAT	1-3	2-7
Field Goals	12-19	9-18
Safeties	0	0
TOTAL POINTS	306	189
average per game	30.6	18.9

RUSHING Player	Att	Gain	Loss	NET Avg.	TD	Long	
W. Walsh	117	680	1	679	5.8	3	47t
J. Keyworth	125	678	11	667	5.3	9	30t
J. Tarver	137	650	27	623	4.5	8	28
J. Bratten	117	531	52	479	4.1	3	23
P. Arendt	65	284	115	169	2.6	2	24
S. Dal Porto	11	157	0	157	14.3	1	59t
C. Branch	22	141	22	119	5.4	1	34
R. Rieger	19	74	0	74	3.9	1	16
C. Bennett	7	23	1	22	3.1	0	9
M. Whitaker	2	11	3	8	4.0	0	8
D. Havig	1	1	0	1	1.0	1	1t
W. Nichols	1	0	0	0	0.0	0	0
L. Thomas	1	0	0	0	0.0	0	0

RECEIVING Player	No.	Yards	Avg.	TD	Long
C. Branch	23	335	14.6	0	43
L. Brunson	14	295	21.1	2	63t
S. Dal Porto	13	153	11.8	0	35
B. Masten	12	118	9.8	0	20
W. Nichols	8	158	19.8	1	42t
R. Kay	4	34	8.5	1	17t
W. Walsh	5	25	5.0	1	11
D. Schnorr	4	61	15.3	0	27
R. Rieger	2	25	12.5	0	19
M. Williams	1	11	11.0	0	11
M. Whitaker	1	9	9.0	1	9
J. Keyworth	1	7	7.0	0	7

SCORING Player	Touchdowns—	2Pt.	PAT	EP-A	FG-A	PTS		
	Tot	Ru	Re	Rt				
D. Haney	0	0	0	0	0-0	34-36	12-18	70
J. Keyworth	9	9	0	0	0-0	0-0	0-0	54
J. Tarver	8	8	0	0	0-0	0-0	0-0	48
C. Branch	5	1	0	4	0-1	0-0	0-0	30
W. Walsh	4	3	1	0	0-0	0-0	0-0	24
J. Bratten	3	3	0	0	0-2	0-0	0-0	18
L. Brunson	2	0	2	0	0-0	0-0	0-0	12
P. Arendt	2	2	0	0	0-0	0-0	0-0	12
S. Dal Porto	1	1	0	0	1-0	0-0	0-0	8
R. Kay	1	0	1	0	0-0	0-0	0-0	6
M. Whitaker	1	0	1	0	0-0	0-0	0-0	6
D. Havig	1	1	0	0	0-0	0-0	0-0	6
W. Nichols	1	0	1	0	0-0	0-0	0-0	6

PASSING Player	Att-Com-Int	Pct.	Yards	—avg. per—	TD	Long	Sacked	TOTAL OFFENSE			
				att. comp.				Att. Yds Avg.			
J. Bratten	151-64-9	42.4	771	5.1	12.0	3	43	268	1250	4.6	
P. Arendt	62-23-3	37.1	444	7.2	19.3	3	63t	11/91	127	613	4.8
J. Stearns	1-1-0	100.0	16	16.0	16.0	0	16	0/0	1	16	16.0
J. Keyworth	1-0-1	0.0	0	0.0	0.0	0	0	0/0	126	667	5.3

NCAA Ratings: Bratten 79.9; Arendt 103.5.

PUNTING Player	No.	Yards	Avg.	Long	In	had	Net	
					20	50+	blk Avg.	
J. Stearns	37	1375	37.2	60	9	3	0	36.3
D. Robert	13	422	32.5	43	2	0	0	30.8

PUNT RETURNS Player	No.	Yards	Avg.	TD	Long
C. Branch	13	228	17.5	2	72t
B. Foster	3	9	3.0	0	7
P. Murphy	8	8	1.0	0	19
C. Bryant	2	5	2.5	0	5

KICKOFF RETURNS Player	No.	Yards	Avg.	TD	Long
C. Branch	21	564	26.9	2	100t
B. Masten	6	100	16.7	0	35
J. Keyworth	4	51	12.8	0	19
L. Brunson	3	23	7.7	0	16
J. Tarver	2	24	12.0	0	24
W. Walsh	2	23	11.5	0	12
W. Nichols	2	6	3.0	0	6
S. Mahoney	1	4	4.0	0	4

INTERCEPTIONS Player	No.	Yards	Avg.	TD	Long
J. Stearns	5	71	14.2	0	37
P. Murphy	4	31	7.8	0	21
J. Cooch	4	43	10.8	0	24
J. Stavelly	3	33	11.0	0	26
L. Richardson	1	22	22.0	0	22
C. Bryant	1	19	19.0	0	19
K. Brown	1	2	2.0	0	2

FIELD GOALS Player	10-19	20-29	30-39	40-49	50+	Total	Long
D. Haney	1-1	4-4	5-6	2-5	0-3	12-19	48
Opponents	0-0	3-4	3-6	3-5	0-3	9-18	47

TACKLE LEADERS Player	UT	AT	—	Tot	TFL	QBS	PBU
P. Irwin	43	69	—	112	6-9	0-0	6
D. Capra	31	59	—	90	14-58	5½-26	1
J. Stearns	39	38	—	77	0-0	0-0	9
H. Orvis	27	42	—	69	14-96	8-78	1
P. Murphy	23	39	—	62	4-11	0-0	6
R.B. Smith	21	38	—	59	13-65	4½-26	0
R. Ogle	18	38	—	56	3-13	1-9	1
B. Drake	15	40	—	55	3-9	1-5	1
J. Stavelly	21	33	—	54	4-19	1-8	2
R. Varriano	28	24	—	52	4-15	2-13	0
C. Taibi	15	20	—	35	7-41	3-16	1
J. Cooch	21	13	—	34	0-0	0-0	5
G. Clark	5	16	—				



1971

10-2 5-2 (3rd/Big 8)

	Result	Attend	Rank	CU	Rushing	Passing	Tot Off	Opp	Rushing	Passing	Tot Off	TV													
S	11	at Louisiana State (N)	W	31-21	70,099	—	9	20	58	293	2	19- 9-3	82	1	77	375	17	40	150	1	27- 9-4	77	1	67	227
S	18	WYOMING	W	56-13	40,729	12	—	26	64	405	7	10- 5-1	129	1	74	534	13	43	110	2	32-10-3	150	0	75	260
S	25	at Ohio State	W	20-14	85,538	10	6	19	50	285	2	9- 4-2	97	0	59	382	24	56	145	1	33-20-0	255	1	89	400
O	2	*KANSAS STATE	W	31-21	47,740	6	—	17	37	97	1	28-14-1	276	2	65	373	18	51	219	2	32-15-0	178	1	83	397
O	9	*at Iowa State	W	24-14	32,000	5	—	27	76	334	2	14- 5-1	107	1	90	441	17	40	94	1	24-14-1	171	1	64	265
O	16	*at Oklahoma	L	17-45	61,826	6	2	18	32	83	1	33-14-2	241	1	65	324	27	73	498	3	5- 4-0	172	3	78	670
O	23	*MISSOURI	W	27- 7	45,129	11	—	18	68	330	3	13- 1-2	14	0	81	344	10	34	106	0	34-16-3	119	1	68	225
O	30	*at Nebraska	L	7-31	67,776	9	1	11	55	108	0	9- 2-1	52	1	64	160	20	58	180	3	21-12-0	144	1	79	324 ABC
N	6	*at Kansas	W	35-14	35,500	13	—	19	60	289	5	12- 5-1	71	0	72	360	9	48	120	0	15- 8-0	60	1	63	180
N	13	*OKLAHOMA STATE	W	40- 6	40,211	12	—	27	67	505	5	22- 8-0	171	1	89	676	9	42	50	1	21- 6-4	74	0	63	124
N	20	AIR FORCE	W	53-17	46,362	10	—	26	55	352	5	28-11-2	204	2	83	556	15	46	138	1	25-10-1	195	1	71	333
D	31	#Houston (N)	W	29-17	54,720	7	15	24	62	336	3	17- 7-1	62	1	79	398	19	50	219	2	25-11-1	173	0	75	392 ABC

#—Astro-Turf Bonnet Bowl at Houston, Texas.

Head Coach: Eddie Crowder. **Assistant Coaches:** Jerry Claiborne (AHC/DC), Kay Dalton (QB), Rick Duval (WR), Larry Kennan (TE), C.B. McGowan (RB), Jim Mora (DL), Steve Ortmayer (OL), Steve Sidwell (LB), Augie Tammariello (OL), Dan Stavely (freshmen).

Usual Lineup: Offense (Switching T: Slot-I Triple Option)—TE Bob Masten/J.V. Cain, TT Greg Horton, TG Bill Kralicek, C William McDonald, SG Chuck Mandril, ST Jake Zumbach, SE Cliff Branch/Willie Nichols, QB Ken Johnson/Joe Duenas, TB Charlie Davis, FB John Tarver/Bo Matthews, SB Larry Brunson. **Defense (Wide-tackle 6)**—LE Rick Kay, LT Herb Orvis/Mark Cooney, LB Randy Geist, LG Carl Taibi, LB Billie Drake/Lenny Ciufio, RT Chris Havens, LB Bud Magrum/Dave Orvis, RE John Stavely, LH Cullen Bryant, RH Brian Foster/Loren Richardson, S John Stearns. **Specialists**—PK J.B. Dean, P Stearns.

Notes: Artificial surfacing makes its debut in Boulder, as an AstroTurf carpet blanketed Folsom Field. CU's stunning road upsets of Louisiana State and Ohio State pave the way for a 10-2 season, as the Big Eight owned the top three spots in the final Associated Press poll after the bowls. With Nebraska (#1), Oklahoma (#2) and Colorado (#3), it was the first and to date only time in history one conference has occupied all top three positions at the end of the year.

SCORE/QUARTERS	1	2	3	4	—	Total
COLORADO	57	99	82	103	—	341
Opponents	38	55	68	42	—	203

TEAM STATISTICS	Colorado	Opponents
FIRST DOWNS	228	179
by rushing	158	98
by passing	61	70
by penalty	9	11
FIRST DOWN PLAYS / Average	365/5.2	333/4.6
THIRD DOWN EFFICIENCY	70-167	62-189
percentage	41.9	32.8
FOURTH DOWN EFFICIENCY	4-12	9-24
percentage	33.3	37.5
RUSHING ATTEMPTS	624	532
yards gained	3565	2227
yards lost	471	417
NET RUSHING YARDS	3094	1810
average per rush	5.0	3.4
average per game	281.3	164.5
PASSING ATTEMPTS	196	270
passes completed	78	125
had intercepted	16	16
completion percentage	39.8	46.3
NET PASSING YARDS	1444	1639
average per attempt	7.4	6.1
average per completion	18.5	13.1
average per game	131.3	149.0
QBs sacked/yards lost	24/215	37/287

TOTAL OFFENSIVE PLAYS	820	802
TOTAL NET YARDS	4538	3449
AVERAGE GAIN PER PLAY	5.5	4.3
AVERAGE PER GAME	412.5	313.5
FUMBLES-LOST	48-25	26-20
PENALTIES/YARDS	72/671	46/397
TURNOVERS (Margin: -5/-0.45)	41	36
TOTAL RETURN YARDS	827	183
Punt Returns: No-Yards	39-577	11-77
Interceptions: No-Yards	16-250	16-87
Misc. (Fum/Blk. FG) Returns	0-0	1-19
KICKOFF RETURNS: No-Yards	29-389	53-1077
average per return	13.4	20.3
PUNTS/Average	58/35.7	82/38.4
DEFENSIVE/tackles for loss	64-332	64-320
quarterback sacks/yards	37/287	24/215
passes broken up	32	19
BLOCKED KICKS	3	5
TIME OF POSSESSION (Avg.)	29:38	30:22
TIMES PENETRATED OPP. 20	39	38
scores/td,fg	31/27.4	24/21.3
TOUCHDOWNS	47	28
by rushing	33	16
by passing	10	10
by return	4	2
PAT Kicks	37-45	26-27
2-Pt. PAT	2-2	0-1
Field Goals	6-12	3-8
Safeties	0	0
TOTAL POINTS	341	203
average per game	31.0	18.5

RUSHING	Att	Gain	Loss	NET	Avg.	TD	Long
C. Davis	219	1481	95	1386	6.3	10	67t
J. Tarver	122	677	0	677	5.5	6	52
K. Johnson	142	553	204	349	2.5	4	25
C. Branch	9	240	5	235	26.1	4	85t
B. Matthews	33	140	9	131	4.0	2	16
J. Duenas	55	255	135	120	2.2	4	34
R. Bland	16	85	12	73	4.6	2	19
L. Thomas	13	66	4	62	4.8	1	12
L. Brunson	4	23	3	20	5.0	0	15
S. Mendez	3	20	2	18	6.0	0	20
J. Keyworth	3	10	0	10	3.3	0	6
M. Whitaker	3	10	2	8	2.7	0	8
J. Stearns	1	2	0	2	2.0	0	2

RECEIVING	No.	Yards	Avg.	TD	Long
W. Nichols	16	316	19.8	4	64t
C. Branch	13	330	25.4	3	74t
B. Masten	11	214	19.5	1	48t
M. Whitaker	9	126	14.0	0	19
J.V. Cain	8	173	21.6	1	40
C. Davis	7	79	11.3	0	18
L. Brunson	6	112	18.7	1	55t
S. Mendez	4	58	14.5	0	18
J. Tarver	3	31	10.3	0	15
J. Keyworth	1	5	5.0	0	5

SCORING	Touchdowns—			2Pt.	PAT			EP-A	FG-A	PTS
Player	Tot	Ru	Re	Rt	PAT	EP-A	FG-A	PTS		
C. Branch	11	4	3	4	1-1	0-0	0-0	68		
C. Davis	10	10	0	0	1-1	0-0	0-0	62		
J.B. Dean	0	0	0	0	0-0	37-45	6-12	55		
J. Tarver	6	6	0	0	0-0	0-0	0-0	36		
K. Johnson	4	4	0	0	0-0	0-0	0-0	24		
J. Duenas	4	4	0	0	0-0	0-0	0-0	24		
W. Nichols	4	0	4	0	0-0	0-0	0-0	24		
B. Matthews	2	2	0	0	0-0	0-0	0-0	12		
R. Bland	2	2	0	0	0-0	0-0	0-0	12		
B. Masten	1	0	1	0	0-0	0-0	0-0	6		
L. Brunson	1	0	1	0	0-0	0-0	0-0	6		
L. Thomas	1	1	0	0	0-0	0-0	0-0	6		
J.V. Cain	1	0	1	0	0-0	0-0	0-0	6		

PASSING	Att-Com-Int	Pct.	Yards	—avg. per—	Tot	Long	Sacked	TOTAL OFFENSE
Player				att. comp.	TD	Yds		Att. Yds Avg.
K. Johnson	163- 64-12	39.3	1126	6.9 17.6	8	64t	14/131	305 1475 4.8
J. Duenas	26-11- 4	42.3	212	8.2 19.3	1	74t	10/84	81 332 4.1
C. Branch	4- 2- 0	50.0	88	22.0 44.0	1	48t	0/ 0	13 323 24.8
R. Bland	3- 1- 0	33.3	18	6.0 18.0	0	18	0/ 0	19 91 4.8

NCAA Ratings: Johnson 98.8, Duenas 92.8.

PUNTING	No.	Yards	Avg.	Long	In	had	Net
Player					20	50+	blk Avg.
J. Stearns	49	1730	35.3	54	11	2	1 34.0
D. Stewart	8	339	42.4	59	2	2	0 40.5
Team	1	0	0.0	0	0	0	0 0.0

PUNT RETURNS	No.	Yards	Avg.	TD	Long
C. Branch	31	505	16.3	4	75t
B. Foster	3	54	18.0	0	61
C. Bryant	3	12	4.0	0	11
L. Richardson	2	6	3.0	0	3

KICKOFF RETURNS	No.	Yards	Avg.	TD	Long
C. Branch	9	191	21.2	0	41
L. Brunson	8	109	13.6	0	50
C. Davis	4	59	14.8	0	22
W. Nichols	2	9	4.5	0	8
J.V. Cain	1	13	13.0	0	13
B. Masten	1	5	5.0	0	5
B. Matthews	1	3	3.0	0	3
G. Parr	1	0	0.0	0	0
B. Bain	1	0	0.0	0	0
L. Thomas	1	0	0.0	0	0

INTERCEPTIONS	No.	Yards	Avg.	TD	Long
J. Stearns	5	158	31.6	0	59
J. Stavely	3	4	1.3	0	4
C. Bryant	2	57	28.5	0	34
L. Richardson	2	18	9.0	0	18
L. Ciufio	1	10	10.0	0	10
J.B. Dean	1	2	2.0	0	2
B. Foster	1	1	1.0	0	1
R. Geist	1	0	0.0	0	0

FIELD GOALS	10-19	20-29	30-39	40-49	50+	Total	Long
J.B. Dean	0-0	0-1	5-7	1-2	0-2	6-12	47
Opponents	0-0	1-2	2-3	0-0	0-3	3- 8	36

TACKLE LEADERS	UT	AT	—	Tot	TFL	QBS	PBU
R. Geist	37	71	—	108	4-12	2- 9	6
B. Magrum	39	65	—	104	8-49	5-43	1
B. Drake	34	68	—	102	5-19	1- 7	0
C. Taibi	23	49	—	72	12-82	8-78	0
J. Stearns	31	29	—	60	0- 0	0- 0	3
M. Cooney	20	40	—	60	5-20	3-13	



1972 8-4 4-3 (3rd/Big 8)

	Result	Attend	Rank	CU	Rushing	Passing	Tot Off	Opp	Rushing	Passing	Tot Off	TV				
			CU	Opp	att	a-c-i	no	FD	att	a-c-i	no					
S 9 CALIFORNIA	W 20-10	50,751	2	—	14	60 260 1	7- 2-0	23	0	67 283	23	35 116 0	50-24-2	261	1	85 377
S 16 CINCINNATI	W 56-14	50,171	2	—	27	70 473 7	12- 5-2	88	0	82 561	15	44 207 1	22-10-2	119	1	66 326
S 23 at Minnesota	W 38- 6	42,703	3	—	28	56 352 4	15- 8-0	116	1	71 468	15	42 109 0	22-14-2	157	1	64 266
S 30 *at Oklahoma State	L 6-31	38,500	3	—	12	49 205 1	17- 5-1	49	0	66 254	26	72 307 3	6- 4-1	62	1	78 369
O 7 *at Kansas State	W 38-17	40,000	12	—	25	75 300 4	13- 8-0	101	0	88 401	16	23 73 1	40-17-2	251	1	63 324
O 14 *IOWA STATE	W 34-22	51,668	13	18	22	58 189 2	24-15-0	197	1	82 386	21	38 129 3	28-14-3	233	0	66 362
O 21 *OKLAHOMA	W 20-14	52,022	9	2	14	52 172 1	19-10-1	151	1	71 323	13	47 163 1	21- 6-3	75	1	68 238 ABC
O 28 *at Missouri	L 17-20	55,550	7	—	19	54 186 2	20-11-1	133	0	74 319	15	53 222 1	12- 7-0	92	1	65 314
N 4 *NEBRASKA	L 10-33	52,128	15	3	15	45 136 1	29-11-1	85	0	74 221	22	50 219 4	17-11-1	130	1	67 349 ABC
N 11 *KANSAS	W 33- 8	50,304	16	—	21	45 185 1	28-12-1	218	2	73 403	15	43 127 0	19-11-1	148	1	62 275
N 18 at Air Force	W 38- 7	47,191	15	—	23	65 295 3	20- 9-1	88	2	85 383	16	49 176 1	20- 7-4	92	0	69 268
D 28 #Auburn	L 3-24	71,114	13	6	14	29 63 0	33-20-2	204	0	62 267	13	58 153 1	8- 5-0	80	2	66 233 ABC

#—Gator Bowl at Jacksonville, Fla.

Head Coach: Eddie Crowder. **Assistant Coaches:** Dan Radakovich (DC), Duke Benz (DE), Kay Dalton (QB), Rick Duval (WR), C.B. McGowan (RB), Jim Mora (DE/OLB), Steve Ortmayer (DL), Steve Sidwell (ILB), Augie Tammariello (OL), Dan Stavely (freshmen), Irv Brown (freshmen assistant).

Usual Lineup: Offense (Slot-I Triple Option)—TE J.V.Cain, LT Greg Horton, LG Chuck Mandril, C William McDonald, RG Gregg Parr, RT Jake Zumbach, SE Steve Haggerty/Rick Ellwood, QB Ken Johnson/Joe Duenas, TB Charlie Davis/Gary Campbell, FB Bo Matthews, WB Jon Keyworth. **Defense (4-4)**—LE Rick Kay, LT Stu Aldrich, RT Mark Cooney, RE Lennie Ciufu, LB Jeff Geiser, LB Billie Drake, LB Bud Magrum, LB Randy Geist, LC Cullen Bryant, S John Stearns, RC Lorne Richardson. **Specialists**—PK Fred Lima, P John Stearns/Mike Wedman.

Notes: Freshmen were deemed eligible to play once again (for the first time since the early 1950s). Colorado opened the year with the highest preseason ranking in its history, and the win over No. 2 Oklahoma was the first time CU defeated a team ranked in the nation's top three.

SCORE/QUARTERS	1	2	3	4	—	Total
COLORADO	24	94	86	106	—	310
Opponents.....	36	55	35	56	—	182

TEAM STATISTICS

	Colorado	Opponents
FIRST DOWNS.....	220	197
by rushing.....	142	102
by passing.....	62	81
by penalty.....	16	14
FIRST DOWN PLAYS / Average.....	356/5.2	331/4.6
THIRD DOWN EFFICIENCY.....	73-174	65-172
percentage.....	42.0	37.8
FOURTH DOWN EFFICIENCY.....	10-19	6-17
percentage.....	52.6	35.3
RUSHING ATTEMPTS.....	629	508
yards gained.....	3062	2125
yards lost.....	311	273
NET RUSHING YARDS.....	2753	1848
average per rush.....	4.4	3.6
average per game.....	250.3	168.0
PASSING ATTEMPTS.....	204	257
passes completed.....	96	125
had intercepted.....	8	21
completion percentage.....	47.1	48.6
NET PASSING YARDS.....	1249	1640
average per attempt.....	6.1	6.4
average per completion.....	13.0	13.1
average per game.....	113.5	149.1
QBs sacked/yards lost.....	12/108	23/143
TOTAL OFFENSIVE PLAYS.....	833	765
TOTAL NET YARDS.....	4002	3488
AVERAGE GAIN PER PLAY.....	4.8	4.6
AVERAGE PER GAME.....	363.8	317.1
FUMBLES-LOST.....	39-15	21-13
PENALTIES/YARDS.....	62/555	62/599
TURNOVERS (Margin: +11/+1.00).....	23	34
TOTAL RETURN YARDS.....	809	390
Punt Returns: No-Yards.....	34-442	19-277
Interceptions: No-Yards.....	21-350	8-74
Misc. (Fum/Blk. FG) Returns.....	2-17	2-41
KICKOFF RETURNS: No-Yards.....	28-416	42-885
average per return.....	14.9	21.1
PUNTS/Average.....	43/39.3	62/35.0
DEFENSIVE/tackles for loss.....	55-247	50-235
quarterback sacks/yards.....	23/143	12/108
passes broken up.....	35	27
BLOCKED KICKS.....	2	1
TIME OF POSSESSION (Avg.).....	30:29	29:31
TIMES PENETRATED OPP. 20.....	43	36
scores/td,fg.....	33/27,6	26/23,3
TOUCHDOWNS.....	38	24
by rushing.....	27	15
by passing.....	7	9
by return.....	4	0
PAT Kicks.....	35-36	19-20
2-Pt. PAT.....	1-2	2-4
Field Goals.....	15-34	5-16
Safeties.....	0	0
TOTAL POINTS.....	310	182
average per game.....	28.2	16.5

RUSHING

Player	Att	Gain	Loss	NET	Avg.	TD	Long
C. Davis.....	201	978	52	926	4.6	12	25
B. Matthews.....	155	726	6	720	4.6	4	19
K. Johnson.....	132	522	144	378	2.9	4	20
G. Campbell.....	58	350	9	341	5.9	1	43t
J. Duenas.....	41	190	70	120	2.9	3	32
J.V. Cain.....	12	122	10	112	9.3	1	26
T. Kunz.....	5	49	0	49	9.8	1	36
M. Bennett.....	12	37	0	37	3.1	1	11
O. Collier.....	4	35	6	29	7.3	0	25
J. Stearns.....	2	27	0	27	13.5	0	22
J. Keyworth.....	6	28	1	27	4.5	0	16
Team.....	1	0	13	-13	-13.0	0	-13

RECEIVING

Player	No.	Yards	Avg.	TD	Long
J.V. Cain.....	30	407	13.6	0	37
J. Keyworth.....	18	218	12.1	1	24
S. Haggerty.....	11	178	16.2	2	41t
R. Ellwood.....	10	149	14.9	0	25
C. Davis.....	10	52	5.2	2	10t
O. Collier.....	7	80	11.4	1	18
G. Campbell.....	4	54	13.5	0	26
L. Allen.....	4	75	18.8	1	34t
D. Logan.....	1	18	18.0	0	18
B. Matthews.....	1	18	18.0	0	18

SCORING

Player	Touchdowns—				PAT	EP-A	FG-A	PTS
	Tot	Ru	Re	Rt				
C. Davis.....	14	12	2	0	0-0	0-0	0-0	84
F. Lima.....	0	0	0	0	0-0	35-36	15-34	80
B. Matthews.....	4	4	0	0	1-1	0-0	0-0	26
K. Johnson.....	4	4	0	0	0-1	0-0	0-0	24
J. Duenas.....	3	3	0	0	0-0	0-0	0-0	18
S. Haggerty.....	3	0	2	1	0-0	0-0	0-0	18
L. Allen.....	1	0	1	0	0-0	0-0	0-0	6
M. Bennett.....	1	1	0	0	0-0	0-0	0-0	6
C. Bryant.....	1	0	0	1	0-0	0-0	0-0	6
J.V. Cain.....	1	1	0	0	0-0	0-0	0-0	6
G. Campbell.....	1	1	0	0	0-0	0-0	0-0	6
O. Collier.....	1	0	1	0	0-0	0-0	0-0	6
M. Cooney.....	1	0	0	1	0-0	0-0	0-0	6
J. Keyworth.....	1	0	1	0	0-0	0-0	0-0	6
T. Kunz.....	1	1	0	0	0-0	0-0	0-0	6
E. Schoen.....	1	0	0	1	0-0	0-0	0-0	6

PUNTING

Player	No.	Yards	Avg.	Long	In 20	had 50+	Net blk	Net Avg.
M. Wedman.....	16	635	39.7	66	3	2	0	35.6
J. Stearns.....	26	1038	39.9	59	5	1	1	31.8
Team.....	1	16	16.0	16	0	0	0	16.0

PUNT RETURNS

Player	No.	Yards	Avg.	TD	Long
S. Haggerty.....	26	352	13.5	1	78t
J. Stearns.....	4	36	9.0	0	15
C. Bryant.....	3	22	7.3	0	18
L. Richardson.....	1	32	32.0	0	32

KICKOFF RETURNS

Player	No.	Yards	Avg.	TD	Long
O. Collier.....	12	231	19.3	0	41
J. Keyworth.....	6	95	15.8	0	24
S. Haggerty.....	4	34	8.5	0	15
C. Davis.....	1	16	16.0	0	16
M. Bennett.....	1	18	18.0	0	18
G. Campbell.....	1	13	13.0	0	13
T. Kunz.....	1	5	5.0	0	5
D. Wallace.....	1	4	4.0	0	4
G. Parr.....	1	0	0.0	0	0

INTERCEPTIONS

Player	No.	Yards	Avg.	TD	Long
C. Bryant.....	7	63	9.0	1	21t
J. Stearns.....	6	110	18.3	0	82
E. Schoen.....	3	82	27.3	1	48t
L. Richardson.....	2	4	2.0	0	4
M. Cooney.....	1	69	69.0	1	69t
R. Bland.....	1	15	15.0	0	15
R. Geist.....	1	7	7.0	0	7

FIELD GOALS

Player	10-19	20-29	30-39	40-49	50+	Total	Long
F. Lima.....	0-0	3-4	4-7	6-10	2-13	15-34	57
Opponents.....	0-0	0-2	4-7	1-4	0-3	5-16	48

TACKLE LEADERS

Player	UT	AT	—	Tot	TFL	QBS	PBU
B. Magrum.....	39	72	—	111	10-50	5-35	1
B. Drake.....	33	62	—	95	2- 3	0- 0	0
M. Cooney.....	33	62	—	95	11-55	6-34	1
R. Geist.....	25	34	—	59	1- 3	0- 0	2
J. Stearns.....	35	22	—	57	0- 0	0- 0	6
L. Richardson.....	34	22	—	56	1- 1	0- 0	8
L. Ciufu.....	33	16	—	49	8-31	2-11	5
J. Geiser.....	23	21	—	44	2-12	1-10	1
C. Bryant.....	31	12	—	43	1-10	0- 0	6
R. Kay.....	26	16	—	42	6-26	4-22	0
S. Aldrich.....	15	25	—	40	3-15	0- 0	1
R. Stearns.....	15	19	—	34	1- 1	0- 0	0
E. Shoen.....	14	18	—	32	2-14	2-14	1
D. Orvis.....	14	14					



1973

5-6 2-5 (6th/Big 8)

	Result	Attend	Rank	CU	Rushing	Passing	Tot Off	Opp	Rushing	Passing	Tot Off	TV				
S	15	at Louisiana State (N)	L	6-17	71,239	10 15 11	38 208 1	16- 3-3	28 0	54 236	15	61 186 0	13- 9-0	161 1	74 347	
S	22	at Wisconsin	W	28-25	58,237	19	16	48 274 3	12- 4-1	45 1	60 319	20	58 248 2	18- 6-1	149 1	76 397
S	29	BAYLOR	W	52-28	48,041	—	—	20 43 270 2	20-12-1	224 4	63 494	15	52 229 1	29-14-2	169 3	81 398
O	6	*at Iowa State	W	23-16	35,900	17	—	9 40 136 1	11- 8-1	173 2	51 309	20	62 264 1	23- 8-2	100 0	85 364
O	13	AIR FORCE	W	38-17	50,115	18	—	20 49 234 5	14- 9-0	119 0	63 353	19	46 228 2	30- 9-5	82 0	76 310
O	20	*at Oklahoma	L	7-34	61,826	16	3	18 45 151 1	17-11-1	142 0	62 293	27	77 438 3	8- 3-2	93 1	85 531
O	27	*MISSOURI	W	17-13	51,425	—	7	15 48 242 2	11- 5-0	54 0	59 296	21	61 298 1	15- 8-1	79 0	76 377
N	3	*at Nebraska	L	16-28	76,555	17	13	18 54 242 2	16- 6-2	105 1	70 327	19	57 231 2	21-11-0	148 2	78 379
N	10	*at Kansas	L	15-17	34,000	—	18	22 65 271 1	14- 8-2	83 1	79 354	13	26 50 2	26-11-0	170 0	52 220 ABC (r)
N	17	*OKLAHOMA STATE	L	24-38	50,169	—	—	19 45 93 0	27-12-2	204 2	72 297	23	76 412 3	11- 2-1	23 2	87 435
N	24	*KANSAS STATE	L	14-17	46,771	—	—	23 51 296 2	17- 7-2	108 0	68 404	19	69 289 2	15- 6-1	53 0	84 342

Head Coach: Eddie Crowder. **Assistant Coaches:** Dan Radakovich (DC), Mike Bynum (QB), Ralph Goldston (RB), Jim Mora (DB), Steve Ortmayer (DL), Steve Sidwell (LB), Augie Tammariello (OL).

Usual Lineup: Offense (Pro-I)—TE J.V. Cain, LT Greg Horton, LG Harvey Goodman, C William McDonald, RG Doug Payton, RT Mark Koncar/Wayne Mattingly, QB Clyde Crutchmer/David Williams, TB Charlie Davis/Billy Waddy, FB Bo Matthews, WB Dave Logan. **Defense (5-2)**—LE Bill Donnell, LT Jeff Turcotte, LB Jeff Geiser, NG Steve Griffin, LB Ed Shoen/Rick Stearns, RT Mark Sens, LC Jerry Martinez, S Rich Bland, R Randy Geist/Greg Westbrooks, RC Rick Cleveland/Rod Perry. **Specialists**—PK Fred Lima, P Stan Koleski/Logan.

Note: Four tough losses to end the year led Eddie Crowder to resign as head coach, though he would stay on as athletic director for the next 11 years.

SCORE/QUARTERS	1	2	3	4	—	Total
COLORADO	66	61	53	60	—	240
Opponents	41	60	55	94	—	250

TEAM STATISTICS	Colorado	Opponents
FIRST DOWNS	191	211
by rushing	124	156
by passing	55	46
by penalty	12	9
FIRST DOWN PLAYS / Average	321/6.2	356/4.8
THIRD DOWN EFFICIENCY	44-144	83-183
percentage	30.6	45.4
FOURTH DOWN EFFICIENCY	6-14	13-23
percentage	42.9	56.5
RUSHING ATTEMPTS	526	645
yards gained	2737	3111
yards lost	330	238
NET RUSHING YARDS	2397	2873
average per rush	4.6	4.5
average per game	217.3	261.2
PASSING ATTEMPTS	175	209
passes completed	85	87
had intercepted	15	16
completion percentage	48.6	41.6
NET PASSING YARDS	1285	1227
average per attempt	7.3	5.9
average per completion	15.1	14.1
average per game	116.8	111.5
QBs sacked/yards lost	20/146	19/157
TOTAL OFFENSIVE PLAYS	701	854
TOTAL NET YARDS	3682	4100
AVERAGE GAIN PER PLAY	5.3	4.8
AVERAGE PER GAME	334.7	372.7

FUMBLES-LOST	32-20	38-21
PENALTIES/YARDS	55/543	55/512
TURNOVERS (Margin: +2/+0.18)	35	37
TOTAL RETURN YARDS	520	422
Punt Returns: No-Yards	27-314	13-176
Interceptions: No-Yards	16-169	15-246
Misc. (Fum/Blk. FG) Returns	3-37	0-0
KICKOFF RETURNS: No-Yards	36-815	29-656
average per return	22.6	22.6
PUNTS/Average	60/35.8	46/38.4
DEFENSIVE/tackles for loss	53-224	61-273
quarterback sacks/yards	19/157	20/146
passes broken up	27	29
BLOCKED KICKS	3	2
TIME OF POSSESSION (Avg.)	27:38	32:22
TIMES PENETRATED OPP. 20	32	40
scores/td,fg	24/19.5	30/21.9
TOUCHDOWNS	32	31
by rushing	18	19
by passing	11	10
by return	3	2
PAT Kicks	24-26	23-24
2-Pt. PAT	3-6	4-7
Field Goals	6-11	11-24
Safeties	0	0
TOTAL POINTS	240	250
average per game	21.8	22.7

RUSHING	Player	Att	Gain	Loss	NET Avg.	TD	Long
	C. Davis	118	672	26	646 5.5	2	38
	B. Waddy	101	618	67	551 5.5	5	76t
	B. Matthews	97	497	9	488 5.0	5	43t
	D. Williams	64	264	67	197 3.1	1	25
	C. Crutchmer	68	283	106	177 2.6	1	40
	J. Kelleher	27	101	5	96 3.6	1	10
	M. Johnson	11	81	11	70 6.4	1	59
	S. Haggerty	5	68	5	63 12.6	0	34
	L. Ferguson	3	41	2	39 13.0	1	37
	D. Logan	4	38	0	38 9.5	0	20
	J. Duenas	21	59	33	26 1.2	1	9
	J. Keyworth	4	13	0	13 3.3	0	7
	J.V. Cain	2	2	0	2 2.0	0	2
	Team	1	0	9	-9 -9.0	0	-9

RECEIVING	Player	No.	Yards	Avg.	TD	Long
	J.V. Cain	23	293	12.7	2	26
	D. Logan	22	395	18.0	4	49t
	J.B. Dean	8	131	16.4	0	50
	S. Haggerty	6	125	20.8	2	30
	B. Waddy	5	49	9.8	0	35
	J. Kelleher	5	12	2.4	0	5
	D. Hasselbeck	4	43	10.8	0	15
	B. Matthews	4	-6	-1.5	0	7
	L. Ferguson	3	75	25.0	0	44
	D. Williams	2	146	73.0	2	73t
	J. Keyworth	1	13	13.0	0	13
	P. Kohlman	1	1	1.0	0	1
	M. Johnson	1	0	0.0	0	0

SCORING	Player	Touchdowns—	2Pt.	PAT	EP-A	FG-A	PTS
		Tot Ru Re Rt					
	F. Lima	0 0 0 0	0-0	24-26	6-11		42
	D. Logan	5 0 4 1	0-0	0-0	0-0		30
	B. Matthews	5 5 0 0	0-0	0-0	0-0		30
	B. Waddy	5 5 0 0	0-1	0-0	0-0		30
	D. Williams	3 1 2 0	1-2	0-0	0-0		20
	S. Haggerty	3 0 2 1	0-0	0-0	0-0		18
	J.V. Cain	2 0 2 0	0-0	0-0	0-0		12
	C. Davis	2 2 0 0	0-0	0-0	0-0		12
	C. Crutchmer	1 1 0 0	2-2	0-0	0-0		10
	J. Duenas	1 1 0 0	0-1	0-0	0-0		6
	L. Ferguson	1 1 0 0	0-0	0-0	0-0		6
	M. Johnson	1 1 0 0	0-0	0-0	0-0		6
	J. Kelleher	1 1 0 0	0-0	0-0	0-0		6
	P. Kohlman	1 0 1 0	0-0	0-0	0-0		6
	E. Schoen	1 0 0 1	0-0	0-0	0-0		6

PASSING	Player	Att-Com-Int	Pct.	Yards	—avg. per—	TD	Long	Sacked	TOTAL OFFENSE
					att. comp.				Att. Yds Avg.
	C. Crutchmer	89- 50- 8	56.2	722	8.1 14.4	5	42t	11/82	157 899 5.7
	D. Williams	55- 22- 5	40.0	268	4.9 12.2	3	49t	7/46	119 465 3.9
	B. Waddy	6- 4- 0	66.7	169	28.2 42.3	3	73t	0/0	107 720 6.7
	J. Duenas	21- 8- 1	38.1	121	5.8 15.1	0	21	2/18	50 147 2.9
	K. Johnson	3- 1- 0	33.3	5	1.7 5.0	0	5	0/0	3 5 1.7
	D. Logan	1- 0- 0	0.0	0	0.0 0.0	0	0	0/0	5 38 7.6

NCAA Ratings: Crutchmer 124.9, Williams 80.8, Waddy 468.3, Duenas 77.0.

PUNTING	Player	No.	Yards	Avg.	Long	In	had	Net
						20	50+	blk Avg.
	S. Koleski	29	1107	38.2	61	4	4	2 36.1
	D. Logan	29	1042	35.9	58	10	3	0 32.2
	Team	2	0	0.0	0	0	0	0 -4.5

PUNT RETURNS	Player	No.	Yards	Avg.	TD	Long
	D. Logan	16	172	10.8	1	52t
	S. Haggerty	6	100	16.7	1	85t
	J. Martinez	3	17	5.7	0	14
	R. Perry	2	25	12.5	0	21

KICKOFF RETURNS	Player	No.	Yards	Avg.	TD	Long
	S. Haggerty	19	470	24.7	0	61
	B. Waddy	5	106	21.2	0	50
	J. Keyworth	5	105	21.0	0	27
	M. Johnson	3	67	22.3	0	25
	R. Perry	4	67	16.8	0	20

INTERCEPTIONS	Player	No.	Yards	Avg.	TD	Long
	R. Bland	5	76	15.2	0	26
	J. Martinez	4	41	10.3	0	24
	E. Schoen	1	39	39.0	1	39t
	J. Stavely	1	6	6.0	0	6
	M. Sens	1	5	5.0	0	5
	R. Geist	1	2	2.0	0	2
	R. Cleveland	1	0	0.0	0	0
	J. Kensinger	1	0	0.0	0	0
	R. Perry	1	0	0.0	0	0

FIELD GOALS	Player	10-19	20-29	30-39	40-49	50+	Total	Long
	F. Lima	1-1	2-2	1-2	2-4	0-2	6-11	48
	Opponents	0-0	3-4	6-7	2-9	0-5	11-25	45

TACKLE LEADERS	Player	UT	AT	—	Tot	TFL	QBS	PBU
	J. Geiser	46	100	—	146	4-15	1-12	1
	R. Geist	23	56	—	79	3-24	2-20	1
	M. Cooney	22	57	—	79	1-11	1-11	0
	L. Ciufo	31	44	—	75	2-14	1- 8	1
	E. Schoen	28	39	—	67	2- 2	0- 0	0
	B. Hunt	18	40	—	58	3-11	1- 9	0
	J. Turcotte	22	33	—	55	3- 7	0- 0	0
	R. Stearns	19	34	—	53	3-10	0- 0	1
	R. Cleveland	20	30	—	50	4-15	0- 0	1
	G. Westbrooks	14	34	—	48			



1974 5-6 3-4 (5th/Big 8)

	Result	Attend	Rank	CU	Rushing	Passing	Tot Off	Opp	Rushing	Passing	Tot Off
			CU	Opp	att	a-c-i	no	FD	att	a-c-i	no
S 14	at Louisiana State (N)	L 14-42	70,274	—	9	12	43	128	1	18-6-0	93
S 21	at Michigan	L 0-31	91,203	—	6	10	30	64	0	27-13-1	117
S 28	WISCONSIN	W 24-21	50,512	—	11	22	62	271	2	15-8-2	118
O 5	at Air Force	W 28-27	38,354	—	—	15	57	283	4	16-8-1	79
O 12	*IOWA STATE	W 34-7	50,593	—	—	15	55	305	3	9-5-0	51
O 19	*OKLAHOMA	L 14-49	51,777	—	2	15	56	173	1	17-7-2	107
O 26	*at Missouri	L 24-30	61,023	—	—	17	66	164	2	13-6-1	74
N 2	*NEBRASKA	L 15-31	52,049	—	9	22	58	259	1	20-11-2	171
N 9	*KANSAS	W 17-16	48,831	—	—	20	64	279	1	16-5-2	46
N 16	*at Oklahoma State	W 37-20	38,500	—	18	26	67	283	4	15-9-1	122
N 23	*at Kansas State	L 19-33	17,128	—	—	24	63	227	2	35-19-1	280

Head Coach: Bill Mallory. **Assistant Coaches:** George Belu (OC/OL), Bob Reublin (DC/LB), Tom Batta (DL), Ron Corradini (DE), Gary Durchik (OL), Floyd Keith (RB), Les Steckel (WR), Milan Vooletich (DB), Dwight Wallace (QB).

Usual Lineup: Offense (I-Formation)—SE Larry Ferguson/Rick Ellwood, ST Mark Koncar, LG Steve Stripling/Leon White, C Pete Brock, RG Harvey Goodman, TT Doug Payton/Steve Young, TE Don Hasselbeck, QB David Williams/Clyde Crutchmer, TB Billy Waddy/Melvin Johnson, FB Terry Kunz, WB Dave Logan. **Defense (5-2)**—OSE Whitney Paul, LT Jeff Turcotte/Tom Likovich, OSB Jeff Geiser/Bobby Hunt, NG Steve Griffin/Tiloi Lolotai, CSB Ed Shoen, RT Bob Simpson, CSE Troy Archer/Bill Donnell, AP Greg Westbrook, S Tom Tesone, OCB Rod Perry, CCB Mike McCoy (O denotes open side, C closed side). **Specialists**—PK Tom Mackenzie, P Stan Koleski.

Note: After CU opens with a rough 0-2 start, Bill Mallory's first-year team rebounds to knock off two ranked teams and wins what would be the series finale with Air Force.

SCORE/QUARTERS	1	2	3	4	—	Total
COLORADO	54	37	53	82	—	226
Opponents	57	95	88	67	—	307

TEAM STATISTICS	Colorado	Opponents
FIRST DOWNS	198	206
by rushing	136	138
by passing	59	59
by penalty	3	9
FIRST DOWN PLAYS / Average	337/4.2	338/5.4
THIRD DOWN EFFICIENCY	81-181	58-146
percentage	44.8	39.7
FOURTH DOWN EFFICIENCY	7-20	10-15
percentage	35.0	66.7
RUSHING ATTEMPTS	621	568
yards gained	2757	3138
yards lost	316	374
NET RUSHING YARDS	2441	2764
average per rush	3.9	4.9
average per game	221.9	251.3
PASSING ATTEMPTS	201	184
passes completed	97	87
had intercepted	13	12
completion percentage	48.3	47.3
NET PASSING YARDS	1258	1285
average per attempt	6.3	7.0
average per completion	13.0	14.8
average per game	114.4	116.8
QBs sacked/yards lost	18/146	20/184
TOTAL OFFENSIVE PLAYS	822	752
TOTAL NET YARDS	3699	4049
AVERAGE GAIN PER PLAY	4.5	5.4
AVERAGE PER GAME	336.3	368.1
FUMBLES-LOST	41-17	40-20
PENALTIES/YARDS	64-519	39-370
TURNOVERS (Margin: +2/+0.18)	30	32
TOTAL RETURN YARDS	352	275
Punt Returns: No-Yards	21-183	17-157
Interceptions: No-Yards	12-169	13-118
Misc. (Fum/Blk. FG) Returns	0-0	0-0
KICKOFF RETURNS: No-Yards	41-848	28-541
average per return	20.7	19.3
PUNTS/Average	61/38.6	54/41.2
DEFENSIVE/tackles for loss	50-266	54-227
quarterback sacks/yards	20/184	18/146
passes broken up	25	33
BLOCKED KICKS	1	1
TIME OF POSSESSION (Avg.)	31:43	28:17
TIMES PENETRATED OPP. 20	42	40
scores/td,fg	26/21,5	35/32,3
TOUCHDOWNS	30	41
by rushing	21	30
by passing	5	10
by return	4	0
PAT Kicks	25-27	31-35
2-Pt. PAT	3-3	4-6
Field Goals	5-11	6-10
Safeties	0	2
TOTAL POINTS	226	307
average per game	20.5	27.9

RUSHING	Att	Gain	Loss	NET	Avg.	TD	Long
B. Waddy	157	807	42	765	4.9	6	67t
T. Kunz	152	700	7	693	4.6	7	18
M. Johnson	56	226	16	210	3.8	1	12
D. Williams	84	309	119	190	2.3	4	44t
G. Campbell	38	171	10	161	4.2	1	35
C. Crutchmer	53	222	93	129	2.4	2	65t
E. Moorehead	28	112	5	107	3.8	0	11
D. Logan	16	90	1	89	5.6	0	13
D. Brace	13	52	3	49	3.8	0	7
T. Perry	13	47	2	45	3.5	0	14
L. Ferguson	5	15	1	14	2.8	0	7
Arnold	2	3	2	1	0.5	0	4
G. Westbrook	2	3	3	0	0.0	0	3
S. Koleski	2	0	12	-12	-6.0	0	-4

RECEIVING	No.	Yards	Avg.	TD	Long
D. Logan	21	273	13.0	0	40
R. Ellwood	14	203	14.5	1	35t
L. Ferguson	13	184	14.2	0	27
D. Hasselbeck	10	120	12.0	0	19
B. Waddy	8	114	14.3	0	27
E. Moorehead	8	153	19.1	1	70
T. Kunz	8	76	9.5	2	15
L. Allen	6	70	11.7	1	20
M. Johnson	3	19	6.3	0	8
L. Williams	2	29	14.5	0	20
G. Campbell	2	6	3.0	0	4
D. Brace	1	14	14.0	0	14
M. Koncar	1	-3	-3.0	0	-3

SCORING	Touchdowns—			2Pt.			
Player	Tot	Ru	Re	PAT	EP-A	FG-A	PTS
T. Kunz	9	7	2	0	0-0	0-0	54
T. Mackenzie	0	0	0	0	0-0	25-27	5-11
B. Waddy	6	6	0	0	0-0	0-0	36
D. Williams	4	4	0	0	1-1	0-0	26
C. Crutchmer	2	2	0	0	1-1	0-0	14
M. Johnson	2	1	0	1	1-1	0-0	14
L. Allen	1	0	1	0	0-0	0-0	6
G. Campbell	1	1	0	0	0-0	0-0	6
R. Ellwood	1	0	1	0	0-0	0-0	6
D. Logan	1	0	0	1	0-0	0-0	6
E. Moorehead	1	0	0	1	0-0	0-0	6
W. Paul	1	0	0	1	0-0	0-0	6
R. Perry	1	0	0	1	0-0	0-0	6

PASSING	Att-Com-Int		Pct.	Yards	—avg. per—		TOTAL OFFENSE	
Player	Att	Com	Int		att.	comp.	TD	Long
D. Williams	139	73	9	52.5	899	6.5	12.3	3
C. Crutchmer	61	24	3	39.3	359	5.9	15.0	2
D. Logan	1	0	1	0.0	0	0.0	0.0	0

NCAA Ratings: Williams 101.0, Crutchmer 89.8.

PUNTING	In		had		Net	
Player	No.	Yards	Avg.	Long	20	50+
S. Koleski	59	2257	38.3	70	19	7
B. Waddy	2	97	48.5	49	1	0

PUNT RETURNS	No.	Yards	Avg.	TD	Long
R. Perry	15	120	8.0	0	28
D. Logan	5	55	11.0	1	51t
W. Paul	1	8	8.0	1	8

KICKOFF RETURNS	No.	Yards	Avg.	TD	Long
M. McCoy	15	350	23.3	0	50
M. Johnson	8	242	30.3	1	94t
L. Ferguson	4	77	19.3	0	28
T. Tesone	3	54	18.0	0	20
M. Spivey	3	43	14.3	0	20
E. Moorehead	3	23	7.6	0	12
L. Williams	2	24	12.0	0	16
G. Campbell	2	16	8.0	0	10
D. Logan	1	19	19.0	0	19

INTERCEPTIONS	No.	Yards	Avg.	TD	Long
R. Perry	3	97	32.3	1	54t
T. Hilton	2	44	22.0	0	41
J. Martinez	2	0	0.0	0	0
M. McCoy	2	0	0.0	0	0
T. Tesone	1	20	20.0	0	20
J. Geiser	1	5	5.0	0	5
E. Shoen	1	3	3.0	0	3

FIELD GOALS	10-19	20-29	30-39	40-49	50+	Total	Long
T. Mackenzie	0-0	3-4	2-5	0-0	0-2	5-11	35
Opponents	1-1	1-1	2-2	1-3	1-3	6-10	60

TACKLE LEADERS	UT	AT	—	Tot	TFL	QBS	PBU
E. Shoen	31	46	—	77	1-3	0-0	2
M. McCoy	35	36	—	71	3-3	0-0	3
J. Geiser	33	38	—	71	3-12	1-10	1
T. Archer	34	37	—	71	11-85	7-75	1
S. Griffin	27	35	—	62	5-18	1-11	1
B. Hunt	23	38	—	61	2-13	1-10	2
W. Paul	21	35	—	56	6-27	3-21	0
G. Westbrook	32	22	—	54	5-25	1-10	1
T. Tesone	32	20	—	52	0-0	0-0	5
T. Likovich	24	27	—	51	6-40	3-30	0
B. Simpson	14	18	—	32	3-11	1-1	0
R. Perry	23	8	—	31	0-0	0-0	7
B. Donnell	16	6	—	22	0-0	0-0	0
T. Lolotai	9	5	—	14	2-12	0-0	0

—avg. per—	TOTAL OFFENSE		
Player	Att.	Yds	Avg.
D. Williams	139	899	6.5
C. Crutchmer	61	359	5.9
D. Logan	1	0	0.0



1975

9-3 5-2 (3rd/Big 8)

	Result	Attend	Rank	CU	Rushing	Passing	Tot Off	Opp	Rushing	Passing	Tot Off	TV		
	CU Opp	FD	Att	Yds	Att	Yds	no	Yds	Att	Yds	no	Yds		
S 13 CALIFORNIA	W 34-27	46,211	—	26	79	437	2	15-	9-0	108	1	94	545	
S 20 WYOMING	W 27-10	46,032	—	28	66	368	3	17-13-0	145	0	83	513		
S 27 WICHITA STATE	W 52-0	46,613	—	26	66	277	4	21-14-0	213	2	87	490		
O 4 *at Oklahoma	L 20-21	70,286	19	1	12	59	140	0	17-	8-1	68	1	76	208
O 10 at Miami, Fla. (N)	W 23-10	18,901	13	—	23	60	244	3	17-	9-0	135	0	77	379
O 18 *MISSOURI	W 31-20	50,239	12	10	17	54	282	3	13-	4-1	24	1	67	306
O 25 *at Nebraska	L 21-63	76,509	10	4	20	38	268	3	35-13-2	186	0	73	454	
N 1 *at Iowa State	W 28-27	42,500	16	—	22	64	360	3	13-	7-1	67	1	77	427
N 8 *OKLAHOMA STATE	W 17-7	47,759	14	—	22	53	223	1	22-14-1	186	1	75	409	
N 15 *at Kansas	W 24-21	40,120	10	17	23	62	230	2	15-12-1	189	1	77	419	
N 22 *KANSAS STATE	W 33-7	44,345	9	—	24	58	192	3	17-	9-0	129	1	75	321
D 27 #Texas	L 21-38	52,728	10	9	21	51	117	1	26-17-3	177	2	77	294	

#—Astro-Bluebonnet Bowl at Houston, Texas.

Head Coach: Bill Mallory. **Assistant Coaches:** George Belu (OC/OL), Bob Reublin (DC/LB), Tom Batta (DL), Ron Corradini (DE), Gary Durchik (OL), Floyd Keith (RB), Les Steckel (WR), Milan Vooletich (DB), Dwight Wallace (QB).

Usual Lineup: Offense (I-Formation)—TE Don Hasselbeck, TT Leon White, RG Steve Hakes, C Pete Brock, LG Steve Stripling, ST Mark Koncar/Steve Young.

SE Dave Logan, QB David Williams, TB Tony Reed, FB Terry Kunz/Jim Kelleher, WB Emery Moorehead/Billy Waddy. **Defense (5-2)**—LE Troy Archer, LT Jackie Thornton, OSLB Brian Cabral, MG Charlie Johnson, CSLB Gary Campbell/Bart Roth, RT Bob Simpson, RE Whitney Paul, OCB Mike Spivey, CCB Mike L. Davis, S Mike McCoy, AP Chuck McCarter. **Specialists**—PK Tom Mackenzie, P Stan Koleski.

Note: CU almost knocked off No. 1 Oklahoma, but did knock the Sooners from No. 1 to No. 2 in the polls. CU pulled to within the eventual final score of 21-20 with 1:19 left, but elected to go for the tie against OU, which was riding a 32-game unbeaten streak at the time, but the extra point kick sailed off to the left. Mallory went for the tie on the belief that a tie could give CU the conference championship later in the year.

SCORE/QUARTERS	1	2	3	4	—	Total
COLORADO	62	78	113	57	—	310
Opponents	48	77	54	34	—	213

TEAM STATISTICS	Colorado	Opponents
FIRST DOWNS	243	174
by rushing	164	109
by passing	65	56
by penalty	14	9
FIRST DOWN PLAYS / Average	381/5.2	310/4.9
THIRD DOWN EFFICIENCY	82-176	58-164
percentage	46.6	35.4
FOURTH DOWN EFFICIENCY	10-16	10-16
percentage	62.5	62.5
RUSHING ATTEMPTS	659	545
yards gained	3326	2379
yards lost	305	352
NET RUSHING YARDS	3021	2027
average per rush	4.6	3.7
average per game	274.6	184.3
PASSING ATTEMPTS	202	193
passes completed	112	90
had intercepted	7	13
completion percentage	55.4	46.6
NET PASSING YARDS	1450	1304
average per attempt	7.2	6.8
average per completion	12.9	14.5
average per game	131.8	118.5
QBs sacked/yards lost	17/123	28/193
TOTAL OFFENSIVE PLAYS	861	738
TOTAL NET YARDS	4471	3331
AVERAGE GAIN PER PLAY	5.2	4.5
AVERAGE PER GAME	406.5	302.8
FUMBLES-LOST	46-23	29-14
PENALTIES/YARDS	43/409	66/572
TURNOVERS (Margin: -3/-0.27)	30	27
TOTAL RETURN YARDS	311	196
Punt Returns: No-Yards	21-134	11-118
Interceptions: No-Yards	13-177	7-78
Misc. (Fum/Blk. FG) Returns	0-0	0-0
KICKOFF RETURNS: No-Yards	26-591	28-549
average per return	22.7	19.6
PUNTS/Average	47/39.3	66/40.0
DEFENSIVE/tackles for loss	61-247	55-203
quarterback sacks/yards	28/193	17/123
passes broken up	27	25
BLOCKED KICKS	0	1
TIME OF POSSESSION (Avg.)	32:55	27:05
TIMES PENETRATED OPP. 20	51	37
scores/td,fg	39/32,7	27/23,4
TOUCHDOWNS	41	29
by rushing	29	20
by passing	9	8
by return	3	1
PAT Kicks	37-41	27-28
2-Pt. PAT	0-0	0-1
Field Goals	9-17	4-11
Safeties	0	0
TOTAL POINTS	310	213
average per game	28.2	19.4

RUSHING Player	Att	Gain	Loss	NET	Avg.	TD	Long
T. Kunz	160	887	5	882	5.5	10	45
T. Reed	157	768	40	728	4.6	6	44
D. Williams	128	715	143	572	4.5	7	74t
J. Kelleher	94	458	3	455	4.8	3	48
B. Waddy	34	174	16	158	4.6	1	32
E. Moorehead	25	83	6	77	3.1	1	9
J. Mayberry	16	72	1	71	4.4	0	15
J. Austin	14	61	25	36	2.6	0	12
P. Krause	9	31	3	28	3.1	1	7
S. Gauntly	2	16	0	16	9.0	0	10
M. Johnson	8	23	9	14	1.8	0	15
D. Salvi	2	12	0	12	6.0	0	6
R. LaGarde	6	19	11	8	1.5	0	9
G. Campbell	1	4	0	4	4.0	0	4
T. Locke	1	3	0	3	3.0	0	3
S. Koleski	1	0	6	-6	-6.0	0	-6
Team	1	0	37	-37	-37.0	0	-37

RECEIVING Player	No.	Yards	Avg.	TD	Long
D. Logan	24	392	16.3	0	36
D. Hasselbeck	22	235	10.7	3	35t
E. Moorehead	14	224	16.0	1	45t
B. Waddy	12	126	10.5	1	19
T. Reed	11	106	9.6	0	28
T. Kunz	11	104	9.5	1	17
S. Gauntly	7	112	16.0	0	21
P. Krause	3	34	11.3	0	14
J. Kelleher	3	32	10.7	1	16
L. Mauler	2	36	18.0	0	19
M. Kerin	1	32	32.0	1	32t
M. Johnson	1	21	21.0	1	21t
J. Mayberry	1	-4	-4.0	0	-4

SCORING Player	Touchdowns—	2Pt.	PAT	EPA	FGA	PTS
	Tot Ru Rt	Ret				
T. Kunz	11	10	1	0	0-0	66
T. Mackenzie	0	0	0	0-0	37-41	64
D. Williams	7	7	0	0-0	0-0	42
T. Reed	6	6	0	0-0	0-0	36
J. Kelleher	4	3	1	0-0	0-0	24
D. Hasselbeck	3	0	3	0-0	0-0	18
B. Waddy	3	1	1	0-0	0-0	18
M. McCoy	2	0	0	2	0-0	12
E. Moorehead	2	1	1	0-0	0-0	12
M. Johnson	1	0	1	0-0	0-0	6
M. Kerin	1	0	1	0-0	0-0	6
P. Krause	1	1	0	0-0	0-0	6

PASSING Player	Att-Com-Int	Pct.	Yards	—avg. per—	TD	Long	Sacked	TOTAL OFFENSE
				att. comp.				Att. Yds Avg.
D. Williams	172-103-5	59.9	1282	7.5 12.4	7	45t	15/114	300 1854 6.2
J. Austin	28-9-1	32.1	168	6.0 18.7	2	32t	2/9	42 204 4.9
D. Logan	1-0-1	0.0	0	0.0 0.0	0	0	0/0	1 0 0.0
D. Salvi	1-0-0	0.0	0	0.0 0.0	0	0	0/0	3 12 4.0

NCAA Ratings: Williams 130.1, Austin 99.0.

PUNTING Player	No.	Yards	Avg.	Long	In	had	Net
					20	50+	blk Avg.
S. Koleski	45	1794	39.9	62	12	6	1 37.2
B. Waddy	1	53	53.0	53	0	1	0 53.0
Team	1	0	0.0	0	0	0	0 0.0

PUNT RETURNS Player	No.	Yards	Avg.	TD	Long
M. McCoy	15	127	8.3	1	61t
D. Logan	4	3	0.8	0	12
T. Tesone	1	3	3.0	0	3
M. Spivey	1	1	1.0	0	1

KICKOFF RETURNS Player	No.	Yards	Avg.	TD	Long
M. McCoy	9	212	23.6	1	99t
B. Waddy	5	177	35.4	1	100t
M. Johnson	6	77	11.8	0	15
S. Gauntly	4	79	19.8	0	26
J. Mayberry	1	30	30.0	0	30
T. Tesone	1	16	16.0	0	16

INTERCEPTIONS Player	No.	Yards	Avg.	TD	Long
M. McCoy	3	51	17.0	0	40
M. Spivey	3	2	0.7	0	3
C. McCarter	2	21	10.5	0	14
T. Tesone	1	47	47.0	0	47
B. Roth	1	21	21.0	0	21
B. Cabral	1	19	19.0	0	19
B. Muxlow	1	16	16.0	0	16
M. Davis	1	0	0.0	0	0

FIELD GOALS Player	10-19	20-29	30-39	40-49	50+	Total	Long
T. Mackenzie	0-0	3-6	3-5	3-4	0-2	9-17	48
Opponents	0-0	1-3	3-5	0-1	0-2	4-11	35

TACKLE LEADERS Player	UT	AT	— Tot	TFL	QBS	PBU
G. Campbell	59	55	— 114	5-20	3-15	1
T. Archer	60	45	— 105	12-58	7-48	3
C. Johnson	37	42	— 89	11-33	4-27	0
M. Davis	45	26	— 71	1-1	0-0	4
McCoy	45	25	— 70	0-0	0-0	3
W. Paul	26	40	— 66	2-5	0-0	0
B. Roth	31	34	— 65	0-0	0-0	4
B. Cabral	32	32	— 64	3-12	0-0	2
B. Simpson	25	36	— 61	5-32	4-30	0
F. Patrick	14	32	— 46	1-1	0-0	0
T. Tesone	20	22	— 42	1-3	0-0	2



1976

8-4 5-2 (1st/Big 8)

	Result	Attend		Rank	CU	Rushing		Passing			Tot Off		Opp		Rushing		Passing			Tot Off		TV					
		CU	Opp			att	yds	at	c-i	yds	td	no	yds	FD	att	yds	td	at	c-i	yds	td		no	yds			
S 11	at Texas Tech (N)	L	7-24	44,132	—	—	15	57	141	1	19	5-5	67	0	76	208	8	41	152	3	11	4-0	34	0	52	186	
S 18	at Washington	W	21- 7	36,600	—	—	21	63	244	3	7	5-0	60	0	70	304	19	40	106	1	28	17-1	181	0	68	287	ABC (r)
S 25	MIAMI, FLA.	W	33- 3	48,882	—	—	19	56	166	2	20	10-0	189	1	76	355	14	40	73	0	29	14-3	199	0	69	272	
O 2	DRAKE	W	45-24	45,318	—	—	29	62	451	5	15	7-4	117	1	77	568	21	54	154	1	28	18-1	248	2	82	402	
O 9	*NEBRASKA	L	12-24	53,538	—	6	12	37	173	0	23	8-1	107	0	60	280	19	62	253	2	20	9-0	96	1	82	349	
O 16	*at Oklahoma State	W	20-10	39,000	—	—	16	48	167	2	17	10-1	135	0	65	302	17	59	240	1	15	3-3	53	0	74	293	
O 23	*IOWA STATE	W	33-14	51,413	—	16	25	64	361	5	18	10-1	128	0	82	489	16	39	148	0	31	15-1	226	2	70	374	
O 30	*OKLAHOMA	W	42-31	53,380	19	13	22	62	286	4	23	11-2	191	1	85	477	15	53	293	4	15	8-1	145	0	68	438	
N 6	*at Missouri	L	7-16	64,830	14	16	20	55	161	1	26	11-4	167	0	81	328	23	53	133	1	29	11-1	176	1	82	309	
N 13	*KANSAS	W	40-17	47,850	19	—	19	68	292	3	18	4-0	58	1	86	350	19	67	329	2	13	1-4	15	0	80	344	
N 20	*at Kansas State	W	35-28	16,500	15	—	18	79	217	5	10	3-3	16	0	89	233	24	41	148	3	33	16-4	180	1	74	328	
J 1	#Ohio State (N)	L	10-27	65,537	12	11	12	40	134	0	23	8-2	137	1	63	271	21	71	271	3	7	2-0	59	0	78	330	NBC

#—Orange Bowl at Miami, Fla.

Head Coach: Bill Mallory. **Assistant Coaches:** George Belu (OC/OL), Bob Reublin (DC/LB), Tom Batta (DL), Ron Corradini (DE), Gary Durchik (OL), Floyd Keith (RB), Les Steckel (WR), Milan Vooletich (DB), Dwight Wallace (QB).

Usual Lineup—Offense (I-Formation)—TE Don Hasselbeck, TT Matt Miller, RG John Sutrina, C Mike Tope, LG Steve Hakes, ST George Osborne, SE Steve Gaunty, QB Jeff Knappell/Jeff Austin, TB Tony Reed, FB Jim Kelleher/James Mayberry, WB Emery Moorehead. **Defense (5-2)**—OSE Stuart Walker, LT Ruben Vaughan, OSLB Brian Cabral, MG Charlie Johnson, CSLB Bill Muxlow/Tom Perry, RT Laval Short, CSE Randy Westendorf, OCB Odis McKinney, CCB Mike Spivey, AP Mark Haynes, S Mike L. Davis.

Specialists—PK Mark Zetterberg/Tim Mangnall, P Stan Koleski, KR Billy Waddy.

Note: Colorado, Oklahoma and Oklahoma State all tied for first place in the Big 8 Standings with 5-2 records, but CU earned the Orange Bowl berth by virtue of its wins over both Oklahoma schools.

SCORE/QUARTERS	1	2	3	4	—	Total
COLORADO	54	88	84	68	—	295
Opponents.....	55	62	31	50	—	198

TEAM STATISTICS	Colorado	Opponents
FIRST DOWNS	216	195
by rushing	144	102
by passing	58	75
by penalty	14	18
FIRST DOWN PLAYS / Average	360/5.0	342/3.7
THIRD DOWN EFFICIENCY	74-181	69-180
percentage	40.9	38.3
FOURTH DOWN EFFICIENCY	9-17	8-9
percentage	52.9	88.9
RUSHING ATTEMPTS	651	551
yards gained	2931	2389
yards lost	272	359
NET RUSHING YARDS	2659	2030
average per rush	4.1	3.7
average per game	241.7	184.5
PASSING ATTEMPTS	196	252
passes completed	84	117
had intercepted	21	19
completion percentage	42.9	46.4
NET PASSING YARDS	1235	1553
average per attempt	6.3	6.2
average per completion	14.7	13.3
average per game	112.3	141.2
QBs sacked/yards lost	11/70	29/217
TOTAL OFFENSIVE PLAYS	847	803
TOTAL NET YARDS	3894	3583
AVERAGE GAIN PER PLAY	4.6	4.5
AVERAGE PER GAME	354.0	325.7
FUMBLES-LOST	31-12	48-30
PENALTIES/YARDS	55/596	59/578
TURNOVERS (Margin: +16/+1.45) ..	33	49
TOTAL RETURN YARDS	333	337
Punt Returns: No-Yards	20-137	27-115
Interceptions: No-Yards	19-181	21-217
Misc. (Fum/Blk. FG) Returns ..	1-15	1-5
KICKOFF RETURNS: No-Yards	33-746	41-673
average per return	22.6	16.4
PUNTS/Average	62/40.0	66/40.5
DEFENSIVE/tackles for loss	63-308	54-224
quarterback sacks/yards	29/217	11/70
passes broken up	43	36
BLOCKED KICKS	0	1
TIME OF POSSESSION (Avg.)	31:40	28:20
TIMES PENETRATED OPP. 20	42	41
scores/td.fg	34/29.5	29/23.6
TOUCHDOWNS	38	25
by rushing	31	18
by passing	4	7
by return	3	0
PAT Kicks	33-36	24-25
2-Pt. PAT	1-2	0-0
Field Goals	10-18	8-17
Safeties	1	0
TOTAL POINTS	295	198
average per game	26.8	18.0

RUSHING									
Player	Att	Gain	Loss	NET	Avg.	TD	Long		
T. Reed	264	1273	63	1210	4.6	5	41t		
J. Kelleher	155	620	5	615	4.0	15	36		
J. Mayberry	54	255	1	254	4.7	3	42		
J. Knapple	59	300	76	224	3.8	3	28t		
H. Ballage	23	99	6	93	4.0	1	12		
J. Austin	42	146	73	73	1.7	3	37		
B. Waddy	6	64	1	63	10.5	0	27		
E. Moorehead	23	68	21	47	2.1	1	12t		
D. Brace	9	41	0	41	4.6	0	12		
S. Gaunty	3	27	0	27	9.0	0	13		
M. Holmes	2	12	0	12	6.0	0	7		
C. Martin	4	8	0	8	2.0	0	3		
B. Roth	1	6	0	6	6.0	0	6		
J. Fisher	4	12	11	1	0.3	0	7		
M. Spivey	1	0	4	-4	-4.0	0	-4		
Team	1	0	11	-11	-11.0	0	-11		

RECEIVING						
Player	No.	Yards	Avg.	TD	Long	
T. Reed	19	128	6.7	0	24	
E. Moorehead	18	374	20.8	2	81t	
D. Hasselbeck	14	214	15.3	0	48	
S. Gaunty	13	233	17.9	1	46	
B. Waddy	6	186	31.0	1	70t	
J. Kelleher	7	45	6.4	0	11	
H. Ballage	3	22	7.3	0	9	
J. Mayberry	2	17	8.5	0	9	
M. Kerin	1	9	9.0	0	9	
L. Williams	1	7	7.0	0	7	

SCORING									
Player	Tot	Ru	Re	Rt	PAT	EP-A	FG-A	PTS	
J. Kelleher	15	15	0	0	0-0	0-0	0-0	90	
T. Reed	5	5	0	0	1-1	0-0	0-0	32	
M. Zetterberg	0	0	0	0	0-0	16-18	5-10	31	
T. Mangnall	0	0	0	0	0-0	13-13	4-6	25	
J. Austin	3	3	0	0	0-0	0-0	0-0	18	
J. Knapple	3	3	0	0	0-1	0-0	0-0	18	
J. Mayberry	3	3	0	0	0-0	0-0	0-0	18	
E. Moorehead	3	1	2	0	0-0	0-0	0-0	18	
B. Waddy	2	0	1	1	0-0	0-0	0-0	12	
P. Dadiotis	0	0	0	0	0-0	4-4	1-1	7	
H. Ballage	1	1	0	0	0-0	0-0	0-0	6	
S. Gaunty	1	0	1	0	0-0	0-0	0-0	6	
F. Patrick	1	0	0	1	0-0	0-0	0-0	6	
M. Spivey	1	0	0	1	0-0	0-0	0-0	6	
B. Morris	0	0	0	0	0-0	0-1	0-1	0	

PASSING					—avg. per—				
Player	Att	Com	Int	Pct.	Yards	TD	Long	Sacked	TOTAL OFFENSE
J. Knapple	136	60	10	44.1	904	6.6	15.1	3	70t
J. Austin	58	24	9	41.4	331	5.7	14.1	1	81t
J. Fisher	2	0	2	0.0	0	0.0	0.0	0	0
NCAA Ratings: Knapple 92.5, Austin 63.9.									

PUNTING						In	had	Net
Player	No.	Yards	Avg.	Long	20	50+	blk	Avg.
S. Koleski	62	2479	40.0	69	16	9	0	38.1

PUNT RETURNS					
Player	No.	Yards	Avg.	TD	Long
H. Ballage	4	58	14.5	0	37
B. Morris	11	52	4.7	0	14
B. Waddy	4	26	6.5	0	12
M.E. Davis	1	1	1.0	0	1

KICKOFF RETURNS					
Player	No.	Yards	Avg.	TD	Long
B. Waddy	22	566	25.7	1	95t
J. Mayberry	6	123	20.5	0	72
H. Ballage	3	35	11.7	0	14
J. Kelleher	1	12	12.0	0	12
E. Moorehead	1	10	10.0	0	10

INTERCEPTIONS						
Player	No.	Yards	Avg.	TD	Long	
O. McKinney	5	7	1.4	0	7	
M. Spivey	2	35	17.5	1	32t	
M.E. Davis	2	33	16.5	0	28	
B. Cabral	1	41	41.0	0	41	
F. Patrick	1	25	25.0	1	25t	
R. Westendorf	1	15	15.0	0	15	
M.L. Davis	1	11	11.0	0	11	
R. Vaughan	1	7	7.0	0	7	
L. Williams	1	4	4.0	0	4	
T. Perry	1	3	3.0	0	3	
M. Haynes	1	0	0.0	0	0	
H. Perkins	1	0	0.0	0	0	
B.						



1977

7-3-1 3-3-1 (4th/Big 8)

	Result	Attend	Rank	CU	Rushing	Passing	Tot Off	Opp	Rushing	Passing	Tot Off	TV												
S	10	STANFORD	W 27-21	50,482	12	—	23	62	262	2	25-16-1	231	1	87	493	18	44	170	1	35-20-2	258	2	79	428
S	17	KENT STATE	W 42-0	46,164	12	—	22	60	245	4	21-12-0	278	1	81	523	9	47	82	0	11-5-1	55	0	58	137
S	24	NEW MEXICO	W 42-7	47,152	8	—	18	67	267	5	22-6-0	94	1	89	361	8	48	103	0	18-5-2	72	1	66	175
O	1	at Army	W 31-0	34,548	7	—	25	63	382	3	19-10-1	119	0	82	501	19	43	121	0	32-15-4	160	0	75	281
O	8	*OKLAHOMA STATE	W 29-13	52,904	6	—	17	55	358	4	18-5-1	72	0	73	430	16	58	213	1	18-6-1	90	0	76	303
O	15	*at Kansas	T 17-17	39,320	3	—	17	43	158	2	18-7-2	101	0	61	259	24	83	338	2	7-1-1	9	0	90	347
O	22	*at Nebraska	L 15-33	76,486	7	18	13	46	222	1	17-6-1	44	0	63	266	29	68	390	3	21-5-1	90	1	89	480
O	29	*MISSOURI	L 14-24	52,908	15	—	13	45	144	1	18-5-3	151	1	63	295	24	61	292	1	29-14-1	140	2	90	432
N	5	*at Iowa State	W 12-7	50,000	—	19	18	70	248	1	9-6-0	96	0	79	344	13	37	96	1	21-11-1	146	0	58	242
N	12	*at Oklahoma	L 14-52	71,184	—	3	12	45	148	2	24-10-4	99	0	69	247	29	77	430	6	6-3-1	57	1	83	487 ABC
N	19	*KANSAS STATE	W 23-0	43,873	—	—	26	77	384	2	10-4-1	57	1	87	441	21	31	55	0	39-20-1	260	0	70	315

Head Coach: Bill Mallory. **Assistant Coaches:** George Belu (OC/OL), Bob Reublin (DC/LB), Tom Batta (DL), Ron Corradini (DE), Ron Durchik (OL), Floyd Keith (RB), Milan Vooletich (DB), Dwight Wallace (QB/WR).

Usual Lineup: Offense (I-Formation)—TE Bob Niziolek, TT Matt Miller, RG Dave Griffin, C Leon White, LG Bruce Kirchner, ST Stan Brock, SE Steve Gaunty, QB Jeff Knapple, FB James Mayberry/Mike Holmes, TB Howard Ballage/Mike Kozlowski, WB Robert LaGarde. **Defense (5-2)**—OSE Stuart Walker, LT Ruben Vaughan, OSLB Brian Cabral, MG Laval Short, CSLB Tom Perry, RT Mike Hagan/Dan Kennelly, CSE Randy Westendorf, OCB Odis McKinney, CCB Jesse Johnson, AP Mark Haynes, S Tom Tesone.

Specialists—PK Pete Dadiotis, P Knapple/Lance Olander.
Note: CU climbs as high as No. 3, its highest ranking in five years, but a 17-17 tie at Kansas starts a 2-3-1 second half of the year to knock the Buffs out of bowl contention.

SCORE/QUARTERS	1	2	3	4	—	Total
COLORADO	63	82	52	69	—	266
Opponents	17	51	51	55	—	174

TEAM STATISTICS	Colorado	Opponents
FIRST DOWNS	204	210
by rushing	142	134
by passing	59	64
by penalty	3	12
FIRST DOWN PLAYS / Average	349/5.3	355/5.0
THIRD DOWN EFFICIENCY	72-180	57-183
percentage	40.0	31.1
FOURTH DOWN EFFICIENCY	14-20	11-20
percentage	70.0	55.0
RUSHING ATTEMPTS	633	596
yards gained	3115	2686
yards lost	297	399
NET RUSHING YARDS	2818	2287
average per rush	4.5	3.8
average per game	256.2	207.4
PASSING ATTEMPTS	201	237
passes completed	87	105
had intercepted	14	17
completion percentage	43.3	44.3
NET PASSING YARDS	1342	1337
average per attempt	6.7	5.6
average per completion	15.4	12.7
average per game	122.0	121.5
QBs sacked/yards lost	11/91	28/204
TOTAL OFFENSIVE PLAYS	834	833
TOTAL NET YARDS	4160	3624
AVERAGE GAIN PER PLAY	5.0	4.4
AVERAGE PER GAME	378.2	329.5
FUMBLES-LOST	30/16	32/20
PENALTIES/YARDS	57/590	39/384
TURNOVERS (Margin: +7/+0.64)	30	37
TOTAL RETURN YARDS	525	188
Punt Returns: No-Yards	34-267	22-99
Interceptions: No-Yards	17-258	14-89
Misc. (Fum/Blk. FG) Returns	0-0	0-0
KICKOFF RETURNS: No-Yards	29-617	41-791
average per return	21.3	19.3
PUNTS/Average	63/38.9	75-39.3
DEFENSIVE/tackles for loss	66-304	44-216
quarterback sacks/yards	28/204	11/91
passes broken up	34	30
BLOCKED KICKS	1	1
TIME OF POSSESSION (Avg.)	29:37	30:23
TIMES PENETRATED OPP. 20	44	32
scores/td,fg	34/27,7	20/16,4
TOUCHDOWNS	35	22
by rushing	27	15
by passing	5	7
by return	3	0
PAT Kicks	30-32	21-22
2-Pt. PAT	1-3	0-0
Field Goals	8-16	7-12
Safeties	0	0
TOTAL POINTS	266	174
average per game	24.2	15.8

RUSHING Player	Att	Gain	Loss	NET	Avg.	TD	Long
J. Mayberry	246	1310	11	1299	5.3	9	70
H. Ballage	87	487	25	462	5.3	6	59t
M. Kozlowski	61	279	40	239	3.9	1	42t
M. Holmes	45	176	2	174	3.9	3	25
P. Cyphers	32	160	16	144	4.5	1	27
J. Hornberger	36	168	34	134	3.7	0	21
B. Humble	27	126	0	126	4.7	1	15
J. Knapple	64	235	127	108	1.7	5	36
G. Washington	3	78	0	78	26.0	1	72t
M. Johnson	3	15	0	15	5.0	0	7
E. Walker	5	18	5	13	2.6	0	12
B. Niziolek	3	12	0	12	4.0	0	5
L. Lillo	6	10	2	8	1.3	0	5
S. Doolittle	1	7	0	7	7.0	0	7
B. Solomon	3	7	0	7	2.3	0	6
M. Haynes	1	3	0	3	3.0	0	3
E. Ford	1	2	0	2	2.0	0	2
R. LaGarde	8	22	27	-5	-0.6	0	11
S. Gaunty	1	0	8	-8	-8.0	0	-8

RECEIVING Player	No.	Yards	Avg.	TD	Long
B. Niziolek	29	416	14.3	3	50
S. Gaunty	13	370	28.5	2	79t
J. Mayberry	11	78	7.1	0	18
R. LaGarde	10	172	17.2	0	55
H. Ballage	6	86	14.3	0	25
M. Kozlowski	6	69	11.5	0	48
K. Pugh	4	68	17.0	0	27
G. Howard	4	54	13.5	0	23
J. Hornberger	3	25	8.3	0	14
M. Davis	1	4	4.0	0	4

SCORING Player	Touchdowns—	2Pt.	EP-A	FG-A	PTS			
	Tot	Ru	Re	Rt	PAT			
P. Dadiotis	0	0	0	0	0-0	30-32	8-16	54
J. Mayberry	9	9	0	0	0-0	0-0	0-0	54
H. Ballage	7	6	0	1	0-0	0-0	0-0	42
J. Knapple	5	5	0	0	1-2	0-0	0-0	32
M. Holmes	3	3	0	0	0-0	0-0	0-0	18
B. Niziolek	3	0	3	0	0-0	0-0	0-0	18
S. Gaunty	2	0	2	0	0-0	0-0	0-0	12
P. Cyphers	1	1	0	0	0-1	0-0	0-0	6
M. Haynes	1	0	0	1	0-0	0-0	0-0	6
B. Humble	1	1	0	0	0-0	0-0	0-0	6
D. Kennelly	1	0	0	1	0-0	0-0	0-0	6
M. Kozlowski	1	1	0	0	0-0	0-0	0-0	6
G. Washington	1	1	0	0	0-0	0-0	0-0	6

PASSING Player	Att-Com-Int	Pct.	Yards	—avg. per—	Tot	Long	Sacked	TOTAL OFFENSE
				att.	comp.			Att. Yds Avg.
J. Knapple	180-79-13	43.9	1203	6.7	15.3	4	79t	244 1311 5.4
P. Cyphers	17-6-1	35.3	80	4.7	13.3	1	19	2/13 49 224 4.6
M. Kozlowski	2-1-0	50.0	55	27.5	55.0	0	55	0/0 63 294 4.7
L. Lillo	1-1-0	100.0	4	4.0	4.0	0	4	0/0 7 12 1.7
B. Solomon	1-0-0	0.0	0	0.0	0.0	0	0	0/0 4 7 1.8

PUNTING Player	No.	Yards	Avg.	Long	In	had	Net
					20	50+	blk Avg.
J. Knapple	44	1706	38.8	60	14	5	0 37.4
L. Olander	18	724	40.2	63	5	3	0 38.1
S. Doolittle	1	20	20.0	20	0	0	0 20.0

PUNT RETURNS Player	No.	Yards	Avg.	TD	Long
M. Davis	25	205	8.2	0	29
T. Tesone	6	58	9.7	0	17
R. Cullins	3	4	1.3	0	4

KICKOFF RETURNS Player	No.	Yards	Avg.	TD	Long
M. Johnson	10	223	22.3	0	48
H. Ballage	9	199	22.1	1	98t
J. Mayberry	5	112	22.4	0	41
J. Hornberger	2	46	23.0	0	24
S. Brock	3	37	12.3	0	17

INTERCEPTIONS Player	No.	Yards	Avg.	TD	Long
M. Davis	3	4	1.3	0	4
M. Haynes	2	141	70.5	1	97t
T. Tesone	2	38	19.0	0	20
O. McKinney	2	26	13.0	0	26
B. Cabral	2	11	5.5	0	11
B. Roe	1	32	32.0	0	32
S. Walker	1	4	4.0	0	4
R. Westendorf	1	2	2.0	0	2
M. Cilento	1	0	0.0	0	0
J. Lee	1	0	0.0	0	0
J. Johnson	1	0	0.0	0	0

FIELD GOALS Player	10-19	20-29	30-39	40-49	50+	Total	Long
P. Dadiotis	0-0	5-7	3-4	0-5	0-0	8-16	37
Opponents	0-0	0-0	4-6	3-5	0-1	7-12	48

TACKLE LEADERS Player	UT	AT	—	Tot	TFL	QBS	PBU
L. Short	34	51	—	85	11-75	6-65	0
R. Vaughan	37	47	—	84	8-29	1-8	0
M. Haynes	43	39	—	82	2-4	0-0	2
B. Cabral	31	48	—	79	2-12	1-11	2
R. Westendorf	33	44	—	77	17-74	9-54	1
J. Lee	27	50	—	77	2-11	0-0	2
T. Perry	23	26	—	49	2-4	0-0	0
S. Walker	17	29	—	46	7-43	6-40	2
T. Tesone	25	19	—	44	0-0	0-0	4
B. Roe	12	28	—	40	0-0	0-0	0
M. Davis	23	15	—	38	0-0	0-0	2
B. McCabe	6	27	—	33	0-0	0-0	1
O. McKinney	13	17	—	30	1-1		



1978

6-5 2-5 (7th/Big 8)

	Result	Attend	Rank	CU	Rushing	Passing	Tot Off	Opp	Rushing	Passing	Tot Off	TV										
	CU	Opp	FD	att	yds	td	a-c-i	yds	td	no	yds	FD	att	yds	td	a-c-i	yds	td	no	yds	TV	
S 9 OREGON	W 24-7	45,389	—	15	56	256	3	16-6-3	66	0	72	322	17	49	149	0	29-9-3	96	1	78	245	
S 16 MIAMI, FLA.	W 17-7	44,714	—	13	60	195	0	11-3-0	92	2	71	287	11	42	67	0	21-7-1	80	1	63	147	
S 23 SAN JOSE STATE	W 22-7	44,868	19	—	30	79	248	2	12-6-0	84	0	91	332	23	27	56	0	50-28-2	261	1	77	317
S 30 NORTHWESTERN	W 55-7	44,709	16	—	39	79	483	8	12-8-0	98	0	91	581	12	37	103	1	20-12-1	86	0	57	189
O 7 *KANSAS	W 17-7	50,232	13	—	29	66	371	1	21-11-1	127	1	87	498	14	45	188	0	12-6-1	79	1	57	267
O 14 *at Oklahoma State	L 20-24	41,200	13	—	13	50	166	3	14-8-1	88	0	64	254	16	64	286	2	10-2-0	11	1	74	297
O 21 *NEBRASKA	L 14-52	53,262	—	5	9	49	119	1	13-4-3	66	0	62	185	31	70	463	5	18-11-1	178	1	88	641
O 28 *at Missouri	W 28-27	71,096	—	13	20	53	115	4	22-12-0	181	0	75	296	21	51	158	2	22-15-1	241	2	73	399 ABC (r)
N 4 *OKLAHOMA	L 7-28	53,553	—	1	14	59	125	1	26-10-3	104	0	85	229	17	61	382	3	2-1-1	20	1	63	402
N 11 *at Kansas State	L 10-20	13,100	—	14	47	157	1	24-10-2	92	0	71	249	20	52	235	2	24-7-1	95	0	76	330	
N 18 *IOWA STATE	L 16-20	46,321	—	19	59	181	2	14-8-1	61	0	73	242	19	46	202	1	17-9-0	159	1	63	361 ABC (r)	

Head Coach: Bill Mallory. **Assistant Coaches:** George Belu (OC/OL), Bob Reublin (DC/LB), Tom Batta (DL), Ron Corradini (DB), Bob Cortese (RB), Gary Durchik (OL), Floyd Keith (QB/WR), Chris Smeland (DE).

Usual Lineup: Offense (I-Formation)—TE Greg Howard, TT Matt Miller, LG Dave Griffin, C Bruce Kirchner, RG Brant Thurston, ST Stan Brock, SE Kazell Pugh, QB Bill Solomon, TB James Mayberry/Mike Kozlowski, FB Eddie Ford/Jeff Hornberger, FL Howard Ballage. **Defense (5-2)**—OSE Stuart Walker, LT Ruben Vaughan, OSLB Jeff Lee, NG Laval Short, CSLB Bill Roe, RT George Visger, CSE Steve Doolittle, AP Mark Haynes, S Tim Roberts, OCB Jesse Johnson, CCB Mike E. Davis. **Specialists**—PK Pete Dadiotis, P Doolittle/Lance Olander.

Note: CU rallies from 20 points down in the third quarter against Missouri in Columbia to win 28-27, the largest comeback in the program's history.

SCORE/QUARTERS	1	2	3	4	—	Total
COLORADO	48	63	76	43	—	230
Opponents.....	37	39	67	63	—	206

TEAM STATISTICS	Colorado	Opponents
FIRST DOWNS.....	215	201
by rushing.....	158	131
by passing.....	53	56
by penalty.....	4	14
FIRST DOWN PLAYS / Average.....	348/4.7	334/5.1
THIRD DOWN EFFICIENCY.....	79-193	54-170
percentage.....	40.9	31.8
FOURTH DOWN EFFICIENCY.....	11-25	5-10
percentage.....	44.0	50.0
RUSHING ATTEMPTS.....	657	544
yards gained.....	2818	2654
yards lost.....	402	365
NET RUSHING YARDS.....	2416	2289
average per rush.....	3.7	4.2
average per game.....	219.6	208.1
PASSING ATTEMPTS.....	185	225
passes completed.....	86	107
had intercepted.....	14	12
completion percentage.....	46.5	47.6
NET PASSING YARDS.....	1059	1306
average per attempt.....	5.7	5.8
average per completion.....	12.5	12.2
average per game.....	96.3	118.7
QBs sacked/yards lost.....	32/241	28/163
TOTAL OFFENSIVE PLAYS.....	842	769
TOTAL NET YARDS.....	3475	3595
AVERAGE GAIN PER PLAY.....	4.1	4.7
AVERAGE PER GAME.....	315.9	326.8
FUMBLES-LOST.....	36-14	37-16
PENALTIES/YARDS.....	49/542	58/514
TURNOVERS (Margin: 0/0.00).....	28	28
TOTAL RETURN YARDS.....	441	411
Punt Returns: No-Yards.....	39-268	30-298
Interceptions: No-Yards.....	12-128	14-113
Misc. (Fum/Blk. FG) Returns.....	1-45	0-0
KICKOFF RETURNS: No-Yards.....	26-606	28-484
average per return.....	23.3	17.3
PUNTS/Average.....	72/40.6	75/43.0
DEFENSIVE/tackles for loss.....	69-303	73-335
quarterback sacks/yards.....	28/163	32/241
passes broken up.....	33	26
BLOCKED KICKS.....	1	1
TIME OF POSSESSION (Avg.).....	30:04	29:56
TIMES PENETRATED OPP. 20.....	44	35
scores/td.fg.....	31/26.5	23/18.5
TOUCHDOWNS.....	30	27
by rushing.....	26	16
by passing.....	3	10
by return.....	1	1
PAT Kicks.....	27-28	24-25
2-Pt. PAT.....	0-2	1-2
Field Goals.....	7-9	6-14
Safeties.....	1	0
TOTAL POINTS.....	230	206
average per game.....	20.9	18.7

RUSHING									
Player	G	Att	Gain	Loss	NET	Avg.	TD	Long	
J. Mayberry.....	11	230	941	21	920	4.0	13	28	
B. Solomon.....	11	189	740	256	484	2.6	7	38t	
J. Hornberger.....	10	62	295	11	284	4.6	0	27	
M. Kozlowski.....	6	40	176	11	165	4.1	0	16	
W. Beebe.....	6	22	122	0	122	5.6	2	27	
E. Ford.....	7	24	121	0	121	5.0	2	16	
C. Davis.....	5	34	175	57	118	3.5	1	21	
B. Humble.....	8	15	84	0	84	5.3	0	20	
E. Walker.....	5	14	70	0	70	5.0	0	15	
M. Green.....	4	8	44	0	44	5.5	0	13	
P. Cyphers.....	3	16	50	29	21	1.3	1	20	
H. Ballage.....	11	1	0	1	-1	-1.0	0	-1	
K. Pugh.....	11	2	0	16	-16	-1.5	0	-2	

RECEIVING									
Player	G	No.	Yards	Avg.	TD	Long			
G. Howard.....	11	28	374	13.4	2	33			
K. Pugh.....	11	15	266	17.7	1	73t			
M. Kozlowski.....	6	11	88	8.0	0	18			
J. Mayberry.....	11	11	80	7.3	0	19			
J. Hornberger.....	10	7	83	11.9	0	22			
H. Ballage.....	11	7	77	11.0	0	29			
W. Beebe.....	6	2	19	9.5	0	14			
B. Solomon.....	11	1	34	34.0	0	34			
T. Haigh.....	11	1	15	14.0	0	15			
R. Harden.....	11	1	8	8.0	0	8			
B. Niziolek.....	2	1	8	8.0	0	8			
G. Watson.....	11	1	7	7.0	0	7			

SCORING									
Player	G	Tot	Ru	Rt	PAT	EP-A	FG-A	PTS	
J. Mayberry.....	11	13	13	0	0	0-0	0-0	0-0	78
P. Dadiotis.....	11	0	0	0	0	0-0	27-28	7-9	48
B. Solomon.....	11	7	7	0	0	0-1	0-0	0-0	42
W. Beebe.....	6	2	2	0	0	0-0	0-0	0-0	12
E. Ford.....	7	2	2	0	0	0-0	0-0	0-0	12
G. Howard.....	11	2	0	2	0	0-0	0-0	0-0	12
H. Ballage.....	11	1	0	0	1	0-0	0-0	0-0	6
P. Cyphers.....	3	1	1	0	0	0-0	0-0	0-0	6
C. Davis.....	5	1	1	0	0	0-0	0-0	0-0	6
K. Pugh.....	11	1	0	1	0	0-0	0-0	0-0	6

PASSING										
Player	G	Att	Com	Int	Pct.	Yards	—avg. per—	TD	Long	
B. Solomon.....	11	158	77	9	48.7	944	6.0	12.3	3	73t
C. Davis.....	5	15	6	0	40.0	87	5.8	14.5	0	34
P. Cyphers.....	3	11	3	0	27.3	28	2.5	9.3	0	18
M. Kozlowski.....	6	1	0	0	0.0	0	0.0	0.0	0	0

PUNTING									
Player	G	No.	Yards	Avg.	Long	In	had	Net	
M. Kozlowski.....	6	1	55	55.0	55	0	1	0	55.0
S. Doolittle.....	11	41	1737	42.4	69	7	9	0	36.6
L. Olander.....	6	29	1121	38.7	61	8	4	0	36.7
B. Solomon.....	11	1	11	11.0	11	0	0	0	11.0

PUNT RETURNS									
Player	G	No.	Yards	Avg.	TD	Long			
E. Walker.....	5	1	14	14.0	0	14			
M. Davis.....	11	34	245	7.2	0	34			
L. Olander.....	6	3	15	5.0	0	9			
T. Roberts.....	11	1	-6	-6.0	0	-6			

KICKOFF RETURNS									
Player	G	No.	Yards	Avg.	TD	Long			
H. Ballage.....	11	18	530	29.4	1	100t			
T. Haigh.....	11	2	42	21.0	0	28			
W. Beebe.....	6	2	16	8.0	0	16			
M. Tope.....	11	1	8	8.0	0	8			
G. Howard.....	11	1	4	4.0	0	4			
B. Humble.....	8	1	0	0.0	0	0			

INTERCEPTIONS									
Player	G	No.	Yards	Avg.	TD	Long			
J. Johnson.....	11	3	3	1.0	0	3			
S. Doolittle.....	11	2	15	7.5	0	8			
B. Roe.....	9	1	48	48.0	0	48			
T. Rossi.....	11	1	31	31.0	0	31			
R. Cullins.....	11	1	24	24.0	0	24			
G. Visger.....	9	1	6	6.0	0	6			
B. McCabe.....	7	1	1	1.0	0	1			
B. Chace.....	11	1	0	0.0	0	0			
T. Roberts.....	11	1	0	0.0	0	0			

FIELD GOALS									
Player	10-19	20-29	30-39	40-49	50+	Total	Long		
P. Dadiotis.....	0-0	2-2	1-2	4-5	0-0	7-9	47		
Opponents.....	0-0	4-5	1-2	1-5	0-2	6-14	45		

TACKLE LEADERS									
Player	G	UT	AT	— Tot</					



1979

3-8 2-5 (5th/Big 8)

	Result	Attend	Rank	CU	Rushing	Passing	Tot Off	Opp	Rushing	Passing	Tot Off	TV
			CU	Opp	att	a-c-i	no	FD	att	a-c-i	no	
S 8 OREGON	L 19-33	44,274	—	—	17 45 56 1	23-12-2 155 1	68 211	22	57 285 3	11- 7-0 168 1	68 453	ESPN
S 15 LOUISIANA STATE	L 0-44	46,642	—	—	8 32 21 0	33- 9-4 109 0	65 130	26	66 231 5	26-12-0 148 1	92 379	
S 22 DRAKE	L 9-13	40,126	—	—	26 54 250 1	27-12-1 176 0	81 426	16	48 151 0	12- 6-0 67 1	60 218	
S 29 at Indiana	W 17-16	36,100	—	—	18 57 216 1	14- 6-2 59 1	71 275	21	49 173 2	31-15-2 173 0	80 346	
O 6 *at Oklahoma	L 24-49	71,187	—	3	21 51 129 2	39-17-2 148 1	90 277	21	58 396 7	4- 2-0 48 0	62 444	
O 20 *MISSOURI	L 7-13	51,123	—	—	15 38 103 0	37-16-2 180 1	75 283	11	53 169 0	11- 5-0 74 1	64 243	
O 27 *at Nebraska	L 10-38	76,158	—	2	9 45 59 0	13- 8-1 87 0	58 146	23	64 452 5	12- 2-1 27 0	76 479	
N 3 *at Iowa State	L 10-24	47,100	—	—	12 38 146 1	12- 7-0 105 0	50 251	24	67 325 3	13- 6-1 58 0	80 383	
N 10 *OKLAHOMA STATE	L 20-21	41,148	—	—	16 43 142 0	22-12-1 191 2	65 333	16	57 195 0	21- 8-0 94 3	78 289	
N 17 *at Kansas	W 31-17	31,125	—	—	19 56 261 2	19-11-1 130 2	75 391	13	45 65 0	21- 6-3 105 1	66 170	
N 24 *KANSAS STATE	W 21- 6	41,643	—	—	18 56 155 1	21-12-1 166 2	77 321	13	50 137 0	26- 7-3 109 0	76 246	

Head Coach: Chuck Fairbanks. **Assistant Coaches:** Doug Dickey (AHC/OC), Doug Knotts (DC/LB), Ray Braun (DL), Gene Hochevar (OL), Ron Hubbard (AdmA/OL), Lannie Julius (DL), Ron Marciniak (OL), Dick Moseley (DB), Jim Webster (LB).

Usual Lineup: Offense (Multiple)—SE Donnie Holmes, LT Stan Brock, LG Paul Butero, C Roger Gunter/Bob Sebros, RG Art Dale Johnson/Guy Thurston, RT Karry Kelley, TE Bob Niziolek/Greg Willett/Doug Krahenbuhl, QB Bill Solomon, FB Willie Beebe, HB Lance Olander/Charles Davis. **Defense (3-4)**—OLB Steve Doolittle, LE George Visger, NT Laval Short, RE Kevin Szazama, OLB Brian McCabe/Bob Humble, ILB Bill Roe, ILB Charles Scott, LC Mark Haynes, SS Mike E. Davis, FS Tim Roberts, RC Jesse Johnson/Tim Stampley. **Specialists**—PK Tom Field, P Lance Olander.

Note: Though hardly a big deal at the time, CU and Oregon opened the Chuck Fairbanks Era as the first college football game televised on an all sports and entertainment cable network called ESPN.

SCORE/QUARTERS	1	2	3	4	—	Total
COLORADO	46	41	30	51	—	168
Opponents	48	70	57	99	—	274

TEAM STATISTICS	Colorado	Opponents
FIRST DOWNS	179	206
by rushing	111	144
by passing	60	49
by penalty	8	13
FIRST DOWN PLAYS / Average	296/3.5	314/5.3
THIRD DOWN EFFICIENCY	66-174	51-153
percentage	37.9	33.3
FOURTH DOWN EFFICIENCY	9-17	13-21
percentage	52.9	61.9
RUSHING ATTEMPTS	517	624
yards gained	2055	2974
yards lost	517	395
NET RUSHING YARDS	1538	2579
average per rush	3.0	4.2
average per game	139.8	234.5
PASSING ATTEMPTS	260	188
passes completed	122	76
had intercepted	17	10
completion percentage	46.9	42.2
NET PASSING YARDS	1506	1071
average per attempt	5.8	5.7
average per completion	12.4	14.1
average per game	136.9	97.4
QBs sacked/yards lost	55/389	36/280
TOTAL OFFENSIVE PLAYS	777	802
TOTAL NET YARDS	3044	3650
AVERAGE GAIN PER PLAY	3.9	4.6
AVERAGE PER GAME	276.7	331.8
FUMBLES-LOST	37-22	37-17
PENALTIES/YARDS	73/616	71/565
TURNOVERS (Margin: -12/-1.09)	39	27
TOTAL RETURN YARDS	414	514
Punt Returns: No-Yards	31-222	34-322
Interceptions: No-Yards	10-192	17-192
Misc. (Fum/Blk. FG) Returns	0-0	0-0
KICKOFF RETURNS: No-Yards	39-760	25-443
average per return	19.5	17.7
PUNTS/Average	71/41.4	61/42.5
DEFENSIVE/tackles for loss	60-357	95-495
quarterback sacks/yards	36-280	55-389
passes broken up	25	36
forced fumbles	19	21
BLOCKED KICKS	2	0
TIME OF POSSESSION (Avg.)	30:06	29:54
TIMES PENETRATED OPP. 20	28	38
scores/td,fg	22/15,7	33/24,9
TOUCHDOWNS	20	34
by rushing	9	25
by passing	10	8
by return	1	1
PAT Kicks	18-19	31-34
2-Pt. PAT	0-1	0-0
Field Goals	10-14	13-19
Safeties	0	0
TOTAL POINTS	168	274
average per game	15.3	24.9

RUSHING	G	Att	Gain	Loss	NET Avg.	TD	Long
L. Olander	10	88	447	7	440 5.0	0	42
W. Beebe	9	101	432	24	408 4.0	3	24
L. Hawkins	8	53	231	11	220 4.2	0	23
C. Davis	10	83	294	119	175 2.1	1	15
M. Green	7	27	119	1	118 4.4	1	18
E. Ford	5	29	93	5	88 3.0	1	14
E. Walker	5	19	54	10	44 2.3	0	8
D. Holmes	11	4	33	3	30 7.5	0	16
B. Solomon	11	95	314	296	18 0.2	3	49
K. Pugh	11	4	20	5	15 3.8	0	16
B. Humble	10	6	13	1	12 2.0	0	6
S. Jones	5	1	3	0	3 3.0	0	3
D. Reed	1	1	2	0	2 2.0	0	2
P. Cyphers	2	4	0	35	-35 -8.8	0	-6

RECEIVING	G	No.	Yards	Avg.	TD	Long
K. Pugh	11	23	375	16.3	3	42
W. Beebe	9	21	137	6.5	0	13
D. Holmes	11	17	301	17.7	3	40
G. Willett	11	16	165	10.3	1	22
L. Olander	10	12	144	12.0	0	39
L. Hawkins	8	9	93	10.3	0	26
B. Niziolek	9	6	106	17.7	1	55t
S. Jones	5	5	67	13.2	0	19
C. Davis	10	4	39	9.8	0	15
D. Krahenbuhl	9	3	40	13.3	1	18
M. Green	7	2	12	6.0	0	9
B. Humble	10	2	11	5.5	0	8
E. Walker	5	1	10	10.0	1	10t
E. Ford	5	1	6	6.0	0	6

SCORING	Touchdowns	2Pt.	EP-A	FG-A	PTS				
Player	G	Tot	Ru	Re	Rt	PAT	EP-A	FG-A	PTS
T. Field	11	0	0	0	0	0-0	18-19	10-14	48
W. Beebe	9	3	3	0	0	0-0	0-0	0-0	18
D. Holmes	11	3	0	3	0	0-0	0-0	0-0	18
K. Pugh	11	3	0	3	0	0-0	0-0	0-0	18
B. Solomon	11	3	3	0	0	0-1	0-0	0-0	18
C. Davis	10	1	1	0	0	0-0	0-0	0-0	6
E. Ford	5	1	1	0	0	0-0	0-0	0-0	6
M. Green	7	1	1	0	0	0-0	0-0	0-0	6
D. Krahenbuhl	9	1	0	1	0	0-0	0-0	0-0	6
B. Niziolek	9	1	0	1	0	0-0	0-0	0-0	6
B. Roe	11	1	0	0	1	0-0	0-0	0-0	6
E. Walker	5	1	0	1	0	0-0	0-0	0-0	6
G. Willett	11	1	0	1	0	0-0	0-0	0-0	6

PASSING	G	Att	Com	Int	Pct.	Yards
B. Solomon	11	184	91	13	49.5	1174
C. Davis	10	52	23	1	44.2	232
P. Cyphers	2	24	8	3	33.3	100

NCAA Ratings: Solomon 110.1, Davis 77.9, Cyphers 43.3.

PUNTING	G	No.	Yards	Avg.	Long	In	had	Net
Player	G	No.	Yards	Avg.	Long	20	50+	blk Avg.
L. Olander	10	50	2099	42.0	62	10	10	0 38.1
A. Woods	1	7	292	41.7	56	1	1	0 34.6
S. Doolittle	11	14	534	38.1	59	2	1	0 33.5

PUNT RETURNS	G	No.	Yards	Avg.	TD	Long
M. Haynes	11	5	41	8.2	0	14
M. Davis	11	24	181	7.5	0	35
B. Parker	9	2	0	0.0	0	0

KICKOFF RETURNS	G	No.	Yards	Avg.	TD	Long
M. Haynes	11	17	397	23.4	0	58
L. Hawkins	8	6	134	22.3	0	29
M. Davis	11	4	66	16.5	0	18
E. Walker	5	1	15	15.0	0	15
L. Olander	10	10	129	12.9	0	24
E. Wood	1	1	9	9.0	0	9

INTERCEPTIONS	G	No.	Yards	Avg.	TD	Long
B. Roe	11	3	96	32.0	1	69t
J. Johnson	11	2	41	20.5	0	30
M. Haynes	11	2	17	8.5	0	17
M. Davis	11	1	20	20.0	0	20
S. Doolittle	11	1	18	18.0	0	18
T. Roberts	11	1	0	0.0	0	0

FIELD GOALS	G	20-29	30-39	40-49	50+	Total	Long
T. Field	11	0-0	2-2	3-6	3-4	2-2	10-14 51
Opponents	11	0-0	5-5	5-8	2-3	1-3	13-19 52

TACKLE LEADERS	G	UT	AT	—	Tot	TFL	QBS	PBU
B. Roe	11	73	89	—	162	10-53	3-30	1
L. Short	11	66	70	—	136	12-87	9-70	1
G. Visger	11	43	45	—	88	6-36	5-35	0
K. Szazama	11	27	44	—	71	6-46	5-42	1
C. Scott	11	36	34	—	70	6-31	4-26	0
S. Doolittle	11	28	36	—	64	8-43	6-36	4
M. Davis	11	36	22	—	58	2- 5	0- 8	8
T. Roberts	11	32	25	—	57	2-11	1- 7	2
M. Haynes	11	31	11	—	42	2- 2	0- 3	3
J. Johnson	11	26	16	—	42	1-14	1- 9	5
B. McCabe	11	8	22	—	30	1-11	1-11	0
B. Humble	10	12	16	—	28	2-17	1-14	0
R. Umphrey	11	8	8	—	16	0- 0	0- 0	0

—avg. per—	TD	Long	Sacked	TOTAL OFFENSE
att. comp.				Att. Yds Avg.
B. Solomon	10	55t	36/257	269 1192 4.4
C. Davis	0	23	15/97	135 407 3.0
P. Cyphers	0	38	4/35	28 65 2.3



1980 1-10 1-6 (7th/Big 8)

	Rank	CU	Opp		Rushing			Passing			Tot Off		Opp			Rushing			Passing			Tot Off		TV
			CU	Opp	att	yds	td	a	c	i	yds	td	no	yds	FD	att	yds	td	a	c	i	yds	td	
S 13 at UCLA	L	14-56	37,205	—	—	20	52	225	1	30-19-1	205	1	82	430	18	56	267	7	10-7-0	85	1	66	352	
S 20 at Louisiana State (N)	L	20-23	74,999	—	—	16	50	173	2	24-9-3	139	1	74	312	18	61	218	2	15-5-1	62	1	76	280	
S 27 INDIANA	L	7-49	40,219	—	—	26	78	338	1	17-7-3	93	0	95	431	14	28	160	2	15-11-0	345	5	43	505	
O 4 *OKLAHOMA	L	42-82	50,217	—	—	12	20	37	112	2	33-14-3	218	3	70	330	35	73	75810	7-5-0	117	1	80	875	ESPN
O 11 DRAKE	L	22-41	37,689	—	—	24	43	230	2	6-2-1	149	0	69	379	20	54	198	3	18-10-0	149	2	72	347	
O 18 *at Missouri	L	7-45	72,333	—	—	16	7	27	72	1	25-12-1	57	0	52	129	30	67	348	4	18-10-1	216	2	85	564
O 25 *NEBRASKA	L	7-45	51,989	—	—	9	17	42	89	0	27-15-2	151	1	69	240	23	69	403	6	8-6-1	111	0	77	514
N 1 *IOWA STATE	W	17-9	41,567	—	—	21	73	307	2	6-2-1	16	0	79	323	16	37	96	1	26-13-0	189	0	63	285	
N 8 *at Oklahoma State	L	7-42	50,000	—	—	19	46	179	0	35-14-1	213	1	81	392	18	62	355	5	9-3-0	65	1	71	420	
N 15 *KANSAS	L	3-42	24,187	—	—	23	57	171	0	28-11-0	145	0	85	316	21	52	425	3	14-5-1	161	3	66	586	
N 22 *at Kansas State	L	14-17	17,510	—	—	15	41	158	0	16-7-2	116	2	57	274	19	61	265	2	15-7-1	115	0	76	380	

Head Coach: Chuck Fairbanks. **Assistant Coaches:** Gene Hochevar (OC/QB), Doug Knotts (DC/LB), Ray Braun (DL), Gary Cabe (WR), Ron Hubbard (AdmA/OL), Lannie Julius (DL), Pete Levine (RB), Ron Marciniak (OL), Dick Moseley (DB), John Sanders (TE), Jim Webster (LB).

Useful Lineup: Offense (Multiple)—SE Ricky Ward/Reggie Harden, LT Bruce Campbell/Bob Sebro, LG Doug Krahenbuhl, C Rich Umphrey, RG Bo Halamandaris/Joe Bell, RT Roger Gunter/Art Dale Johnson, TE Bob Niziolek, QB Charles Davis/Scott Kingdom/Randy Essington, FB Charles Davis/Willie Beebe, HB Lance Olander, WB Lyndell Hawkins. **Defense (3-4)**—OLB Rod Butler, LE Graham Harrison, NT Dan Ralph, RE Pete Perry, OLB Scott Hardison/Kevin Hood, ILB Steve Doolittle, ILB Bob Humble, LC Ricky Bynum, SS Brad Chace, FS Larry Lillo/Ellis Wood, RC Victor Scott/Tim Stampley. **Specialists**—PK Tom Field, P Lance Olander.

Note: CU struggles to its worst record in history, going 1-10, including an infamous 82-42 loss to Oklahoma in a game that set 63 records.

SCORE/QUARTERS	1	2	3	4	—	Total
COLORADO	17	59	34	50	—	160
Opponents	122	151	86	92	—	451

TEAM STATISTICS	Colorado	Opponents
FIRST DOWNS	218	232
by rushing	124	171
by passing	69	50
by penalty	15	11
FIRST DOWN PLAYS / Average	339/4.1	337/6.9
THIRD DOWN EFFICIENCY	57-169	64-140
percentage	33.7	45.7
FOURTH DOWN EFFICIENCY	13-27	10-17
percentage	48.1	58.8
RUSHING ATTEMPTS	546	620
yards gained	2441	3693
yards lost	387	200
NET RUSHING YARDS	2054	3493
average per rush	3.8	5.6
average per game	186.7	317.5
PASSING ATTEMPTS	267	155
passes completed	121	82
had intercepted	21	5
completion percentage	45.3	52.9
NET PASSING YARDS	1502	1615
average per attempt	5.6	10.4
average per completion	12.4	19.7
average per game	136.5	146.8
QBs sacked/yards lost	21/188	11/84
TOTAL OFFENSIVE PLAYS	813	775
TOTAL NET YARDS	3556	5108
AVERAGE GAIN PER PLAY	4.4	6.6
AVERAGE PER GAME	323.3	464.4
FUMBLES-LOST	49-24	38-18
PENALTIES/YARDS	59/608	65/556
TURNOVERS (Margin: -22/-2.00)	45	23
TOTAL RETURN YARDS	216	672
Punt Returns: No-Yards	25-77	34-381
Interceptions: No-Yards	5-139	29-291
Misc. (Fum/Blk. FG) Returns	0-0	0-0
KICKOFF RETURNS: No-Yards	42-974	12-333
average per return	23.2	27.8
PUNTS/Average	59/41.2	45/41.5
DEFENSIVE/tackles for loss	48-173	64-358
quarterback sacks/yards	11/84	21/188
passes broken up	21	45
forced fumbles	17	21
BLOCKED KICKS	0	1
TIME OF POSSESSION (Avg.)	31:12	28:48
TIMES PENETRATED OPP. 20	29	54
scores/td,fg	15/13,2	47/42,5
TOUCHDOWNS	22	62
by rushing	11	45
by passing	9	16
by return	2	1
PAT Kicks	20-21	58-60
2-Pt. PAT	1-1	0-2
Field Goals	2-7	7-10
Safeties	0	0
TOTAL POINTS	160	451
average per game	14.5	41.0

RUSHING								
Player	G	Att	Gain	Loss	NET Avg.	TD	Long	
L. Olander	11	130	632	21	611	4.7	2	32
C. Davis	11	114	493	98	395	3.5	3	36
D. Singleton	5	68	311	26	285	4.2	0	28
W. Stanley	9	51	253	20	233	4.6	0	30
M. Green	4	43	175	0	175	4.1	0	14
W. Beebe	9	36	173	2	171	4.8	2	31
L. Hawkins	11	24	130	11	119	5.0	2	38t
G. Egging	7	18	76	1	75	4.2	0	11
V. James	11	12	69	3	66	5.5	0	38
K. Johnson	3	2	44	0	44	22.0	0	30
W. Hogan	1	1	3	0	3	3.0	0	3
R. Essington	6	18	38	63	-45	-2.5	1	17
S. Kingdom	6	29	44	122	-78	-13.0	1	10

RECEIVING							
Player	G	No.	Yards	Avg.	TD	Long	
R. Ward	11	25	428	17.1	0	35	
L. Hawkins	11	15	158	10.5	0	19	
R. Harden	11	14	248	17.7	3	40t	
W. Stanley	9	14	138	9.9	1	58t	
B. Niziolek	11	13	134	10.3	1	34	
L. Olander	11	8	83	10.4	1	27	
D. Singleton	5	7	29	4.1	0	9	
V. James	11	5	76	15.2	0	32	
C. Davis	11	5	29	5.8	0	13	
W. Beebe	9	4	66	16.5	1	36t	
G. Willett	11	4	45	11.3	1	20	
S. Jones	4	3	43	14.3	1	18	
G. Egging	7	2	13	6.5	0	19	
M. Green	4	1	7	7.0	0	7	
B. Parker	9	1	5	5.0	0	5	

SCORING											
Player	Touchdowns					2Pt. PAT	EP-A	FG-A	PTS		
	G	Tot	Ru	Re	Rt						
T. Field	11	0	0	0	0	0-0	20-21	2-7	26		
L. Olander	11	4	2	1	1	0-0	0-0	0-0	24		
R. Harden	11	3	0	3	0	0-0	0-0	0-0	18		
W. Beebe	9	3	2	1	0	0-0	0-0	0-0	18		
C. Davis	11	3	3	0	0	0-0	0-0	0-0	18		
L. Hawkins	11	2	2	0	0	0-0	0-0	0-0	12		
W. Stanley	9	2	0	1	1	0-0	0-0	0-0	12		
R. Essington	6	1	1	0	0	0-0	0-0	0-0	6		
S. Jones	4	1	0	1	0	0-0	0-0	0-0	6		
B. Niziolek	11	1	0	1	0	0-0	0-0	0-0	6		
S. Kingdom	6	1	1	0	0	0-1	0-0	0-0	6		
G. Willett	11	1	0	1	0	0-0	0-0	0-0	6		
R. Ward	11	0	0	0	0	1-0	0-0	0-0	2		

PUNTING									
Player	G	No.	Yards	Avg.	Long	In		had Net	
						20	50+	blk	Avg.
S. Doolittle	11	1	52	52.0	52	9	1	9	52.0
L. Olander	11	10	436	43.6	55	2	3	0	36.7
A. Woods	11	47	1943	41.3	63	13	13	1	34.7

PUNT RETURNS							
Player	G	No.	Yards	Avg.	TD	Long	
R. Ward	11	22	75	3.4	0	13	
V. Scott	11	1	1	1.0	0	1	
T. Stampley	11	1	1	1.0	0	1	
L. Olander	11	1	0	0.0	0	0	

KICKOFF RETURNS							
Player	G	No.	Yards	Avg.	TD	Long	
W. Stanley	9	19	468	24.6	1	100t	
L. Olander	11	10	245	24.5	1	86t	
V. James	11	4	148	37.0	0	57	
K. Johnson	3	3	48	16.0	0	25	
L. Hawkins	11	2	35	17.5	0	19	
G. Willett	11	2	19	9.5	0	11	
D. Krahenbuhl	11	1	8	8.0	0	8	
M. Hasart	11	1	3	3.0	0	3	

INTERCEPTIONS							
Player	G	No.	Yards	Avg.	TD	Long	
E. Wood	11	4	123	30.8	0	61	
S. Doolittle	11	1	6	6.0	0	6	
V. Scott	11	0*	10	...	0	10	

(*—lateral)

FIELD GOALS									
Player	10-19	20-29	30-39	40-49	50+	Total	Long		
T. Field	0-0	0-0	1-2	1-5	0-0	2-7	48		
Opponents	2-2	1-1	2-3	0-2	2-2	7-10	52		

TACKLE LEADERS											
Player	G	UT	AT	—	Tot	TFL	QBS	PBU			
									S. Doolittle	11	38
B. Humble	11	35	75	—	110	4-11	1-8	0			
E. Wood	11	45	49	—	94	2-5	0-0	3			
P. Perry	11	34	58	—	92	10-49	3-33	0			
G. Harrison	11	44	45	—	89	5-30	3-23	0			
B. Chace	11	41	40	—	81	4-10	0-0	4			
D. Ralph	11	28	52	—	80	0-0	0-0	0			
K. Hood	11	19	43	—	62	3-4	0-0	0			
R. Butler	10	14	25	—	39	4-11	2-8	0			
M. Shoop	11	12	23	—	35	2-9	0-0	0			
R. Bynum	10	21	12	—	33	1-5	0-0	5			
S. Hornung	11	14	16	—	30	2-11	1-10	0			
V. Scott	11	13	17	—	3						



1981

3-8 2-5 (7th/Big 8)

	Result	Attend	Rank	CU	Rushing	Passing	Tot Off	Opp	Rushing	Passing	Tot Off	TV	
			CU	Opp	att	a-c-i	no	FD	att	a-c-i	no		
S 12	TEXAS TECH	W 45-27	34,884	—	22	48 205 2	25-16-0	359 3	73 564	15	35 169 2	29-12-0	112 1 64 281
S 19	WASHINGTON STATE	L 10-14	35,277	—	23	57 205 1	24-14-1	154 0	81 359	14	47 220 1	12- 4-0	39 0 59 259
S 26	BRIGHAM YOUNG	L 20-41	43,259	—	11	30 42 145 1	35-22-1	271 2	77 416	30	33 197 0	40-19-0	326 5 73 523
O 3	at UCLA	L 7-27	40,347	—	16	10 36 107 0	25-10-1	54 1	61 161	22	55 179 0	25-13-1	258 2 80 437
O 10	*at Nebraska	L 0-59	76,168	—	9	40 107 0	17- 4-2	39 0	57 146	42	74 541 4	16- 9-0	178 4 90 719
O 17	*OKLAHOMA STATE	W 11-10	36,101	—	18	50 97 0	30-14-1	177 1	80 274	12	47 133 0	11- 6-3	105 1 58 238
O 24	*at Iowa State	L 10-17	50,103	—	14	10 47 149 1	16-12-0	89 0	63 238	14	59 209 2	8- 1-2	21 0 67 230
O 31	*at Oklahoma	L 0-49	74,807	—	19	11 41 130 0	29- 8-3	64 0	70 194	18	68 374 6	4- 0-0	0 0 72 374
N 7	*MISSOURI	L 14-30	35,782	—	16	49 150 2	26-12-3	127 0	75 277	19	55 253 2	12- 6-1	133 1 67 386
N 14	*at Kansas	L 0-27	31,500	—	10	32 91 0	23- 8-1	56 0	55 147	26	64 238 1	19-13-1	238 2 83 476
N 21	*KANSAS STATE	W 24-21	23,921	—	20	61 252 3	13- 8-0	120 0	74 372	15	41 89 2	25- 9-1	160 1 66 249

Head Coach: Chuck Fairbanks. **Assistant Coaches:** Gene Hochevar (OC/QB), Doug Knotts (DC/LB), Harold Bassett (LB), Gary Cabe (WR), Lannie Julias (DL), Pete Levine (RB), Ron Marciniak (OL), Dick Moseley (DB), Buck Nystrom (OL), John Sanders (TE).

Usual Lineup: Offense (Multiple)—SE Brad Parker/Ricky Ward, LT Bob Sebros, LG Vince Rafferty, C Rich Umphrey, RG Doug Krahenbuhl, RT Bruce Alison/Mike Berk, TE Dave Hestera, QB Randy Essington/Steve Vogel, FB Willie Beebe, HB Derek Singleton/Lee Rouson, WB Walter Stanley. **Defense (3-4)**—OLB Dave Alderson, LT Mark Shoop, NG Sandy Armstrong, RT Pete Perry, OLB Kevin Hood/Greg Willett, ILB Mark Remington, ILB Scott Hardison/Alan Chrite, LC Rickey Bynum/Clyde Riggins, SS Jeff Donaldson, FS Ellis Wood/Derek Hunter, RC Victor Scott.

Specialists—PK Jerry Hamilton, P Art Woods.

Note: Chuck Fairbanks resigned the following June 1 to take the head coaching position with the New Jersey Generals of the fledgling United States Football League.

SCORE/QUARTERS	1	2	3	4	—	Total
COLORADO	28	44	27	42	—	141
Opponents.....	62	83	85	92	—	322

TEAM STATISTICS	Colorado	Opponents
FIRST DOWNS.....	179	227
by rushing	108	142
by passing	63	73
by penalty.....	8	12
FIRST DOWN PLAYS / Average.....	302/4.1	325/5.9
THIRD DOWN EFFICIENCY.....	59-169	67-159
percentage.....	34.9	42.1
FOURTH DOWN EFFICIENCY.....	9-25	8-11
percentage.....	36.0	72.7
RUSHING ATTEMPTS.....	503	578
yards gained.....	2085	2845
yards lost.....	447	269
NET RUSHING YARDS.....	1638	2576
average per rush	3.3	4.5
average per game	148.9	234.2
PASSING ATTEMPTS.....	263	201
passes completed.....	128	94
had intercepted.....	13	11
completion percentage.....	48.7	46.8
NET PASSING YARDS.....	1510	1570
average per attempt.....	5.7	7.8
average per completion	11.8	16.7
average per game	137.3	142.7
QBs sacked/yards lost.....	25/245	25/157
TOTAL OFFENSIVE PLAYS.....	766	779
TOTAL NET YARDS.....	3148	4146
AVERAGE GAIN PER PLAY.....	4.1	5.3
AVERAGE PER GAME.....	286.2	376.9
FUMBLES-LOST.....	27-14	29-10
PENALTIES/YARDS.....	61/629	53/462
TURNOVERS (Margin: -6/-0.55).....	27	21
TOTAL RETURN YARDS.....	249	474
Punt Returns: No-Yards.....	20-138	30-255
Interceptions: No-Yards.....	11-105	13-176
Misc. (Fum/Blk. FG) Returns.....	1-6	1-43
KICKOFF RETURNS: No-Yards.....	37-826	14-283
average per return	22.3	20.2
PUNTS/Average.....	77/39.0	58/42.7
DEFENSIVE/tackles for loss.....	54-245	72-356
quarterback sacks/yards.....	25/157	25/245
quarterback hurries.....	64	52
passes broken up.....	40	43
forced fumbles.....	7	13
BLOCKED KICKS.....	2	1
TIME OF POSSESSION (Avg.).....	29:53	30:07
TIMES PENETRATED OPP. 20.....	26	42
scores/td,fg.....	14/12,2	35/27,8
TOUCHDOWNS.....	18	40
by rushing	10	20
by passing	7	17
by return.....	1	3
PAT Kicks.....	14-14	32-33
2-Pt. PAT.....	2-4	4-7
Field Goals.....	5-8	14-19
Safeties.....	0	0
TOTAL POINTS.....	141	322
average per game.....	12.8	29.3

RUSHING Player	G	Att	Gain	Loss	NET	Avg.	TD	Long
L. Rouson.....	10	159	698	42	656	4.1	6	17
W. Beebe.....	11	70	274	8	266	3.8	2	18
R. Johnson.....	7	57	255	24	231	4.1	1	36
D. Singleton.....	4	62	236	23	213	3.4	1	30t
R. Brown.....	9	37	185	7	178	4.8	0	17
W. Stanley.....	11	26	185	19	166	6.4	0	22
C. Davis.....	10	31	121	4	117	3.8	0	13
V. James.....	11	8	50	12	38	4.8	0	17
G. Egging.....	11	7	30	7	23	3.3	0	12
A. Woods.....	11	1	0	15	-15	-15.0	0	-15
S. Vogel.....	6	16	29	86	-57	-3.6	0	12
R. Essington.....	9	29	22	200	-178	-6.1	0	10

RECEIVING Player	G	No.	Yards	Avg.	TD	Long
D. Hestera.....	11	21	202	9.6	0	24
W. Beebe.....	11	20	136	6.8	1	16
B. Parker.....	11	19	204	10.7	1	20
W. Stanley.....	11	14	352	25.1	2	87t
R. Ward.....	11	12	173	14.4	1	35t
L. Rouson.....	10	12	131	10.9	1	22
V. James.....	11	11	145	13.2	1	33t
D. Singleton.....	4	8	160	20.0	0	41
C. Davis.....	10	8	-1	-0.1	0	7
R. Brown.....	9	2	8	1.0	0	4
G. Egging.....	11	1	0	0.0	0	0

SCORING Player	Touchdowns	2Pt.	PAT	EP-A	FG-A	PTS
	G	Tot	Ru	Re	Rt	
L. Rouson.....	10	7	6	1	0	0-0
J. Hamilton.....	11	0	0	0	0	0-0
W. Stanley.....	11	3	0	2	1	0-0
W. Beebe.....	11	3	2	1	0	0-0
D. Singleton.....	4	1	1	0	0	0-0
V. James.....	11	1	0	1	0	0-0
R. Johnson.....	7	1	1	0	0	0-0
B. Parker.....	11	1	0	1	0	0-0
R. Ward.....	11	1	0	1	0	0-0
B. Johnson.....	6	0	0	0	0	1-0
R. Essington.....	9	0	0	0	0	0-3
S. Vogel.....	6	0	0	0	0	0-1

PASSING Player	G	Att	Com	Int	Pct.	Yards
R. Essington.....	9	197	95	9	48.2	1199
S. Vogel.....	6	66	33	4	50.0	311

NCAA Ratings: Essington 100.1, Vogel 82.5.

PUNTING Player	G	No.	Yards	Avg.	Long	In 20	had 50+	Net blk
A. Woods.....	11	76	3004	39.5	61	18	12	1
Team.....	11	1	0	0.0	0	0	0	-43.0

PUNT RETURNS Player	G	No.	Yards	Avg.	TD	Long
W. Stanley.....	11	19	138	7.3	1	70t
C. Riggins.....	11	1	0	0.0	0	0

KICKOFF RETURNS Player	G	No.	Yards	Avg.	TD	Long
W. Stanley.....	11	30	704	23.5	0	58
V. James.....	11	1	18	18.0	0	18
G. Egging.....	11	4	70	17.5	0	27
G. Willett.....	11	2	13	6.5	0	7
V. Scott.....	11	0*	21	0	21

INTERCEPTIONS Player	G	No.	Yards	Avg.	TD	Long
C. Riggins.....	11	5	48	9.4	0	30
J. Donaldson.....	11	2	21	10.5	0	21
V. Scott.....	11	2	19	9.5	0	19
R. Bynum.....	6	1	15	15.0	0	15
C. Braun.....	10	1	2	2.0	0	2

FIELD GOALS Player	10-19	20-29	30-39	40-49	50+	Total	Long
J. Hamilton.....	0-0	0-1	2-3	2-2	1-2	5-8	58
Opponents.....	0-0	2-2	6-8	6-9	0-0	14-19	47

TACKLE LEADERS Player	G	UT	AT	—	Tot	TFL	QBS	PBU
P. Perry.....	11	60	60	—	120	5-24	2-16	2
J. Donaldson.....	11	45	38	—	83	3- 3	0- 8	
M. Remington.....	11	32	39	—	71	4-26	2-18	1
A. Chrite.....	11	39	28	—	67	5-16	2- 9	1
M. Shoop.....	10	34	32	—	66	3-17	2- 9	0
D. Alderson.....	11	35	30	—	65	10-72	8-61	1
K. Hood.....	8	32	27	—	59	5-10	1- 2	1
S. Armstrong.....	9	25	29	—	54	3- 6	2- 4	0
V. Scott.....	11	32	22	—	54	3-16	0- 8	
E. Wood.....	7	32	13	—	45	0- 0	0- 0	2
D. Hunter.....	11	30	13	—	43	5-21	2-12	2
C. Riggins.....	11	24	19	—	43	1- 2	1- 2	5
G. Willett.....	11	9	22	—	31	2-16	2-16	0
R. Bynum.....	6	22	3	—	25	1- 1	0- 0	4

PASSING Player	—avg. per—	TD	Long	Sacked	TOTAL OFFENSE
	att.	comp.			Att. Yds Avg.
R. Essington.....	6.1	12.6	6	87t	226 1021 4.5
S. Vogel.....	4.7	9.4	1	27	82 254 3.1



1982 2-8-1 1-5-1 (6th/Big 8)

	Result	Attend	Rank	CU	Rushing	Passing	Tot Off	Opp	Rushing	Passing	Tot Off	TV
			CU	Opp	att	a-c-i	no	FD	att	a-c-i	no	
S 11 CALIFORNIA	L 17-31	35,103	—	—	16 38 48 1	38-21-2	191 1	76 239	19 38 90 3	31-19-2	214 0	69 304
S 18 †Washington State	W 12-0	30,923	—	—	16 58 241 0	15-2-0	20 0	73 261	14 43 107 0	27-9-1	75 0	70 182 KWGN (I)
S 25 WYOMING	L 10-24	40,593	—	—	13 36 133 1	34-11-3	128 0	70 261	21 66 230 1	14-11-0	143 1	80 373
O 2 UCLA	L 6-34	38,702	—	9	12 31 57 0	30-19-2	125 0	61 182	27 41 102 3	32-20-1	338 1	73 440 KTLA (I)
O 9 *NEBRASKA	L 14-40	53,022	—	7	21 23 81 1	51-24-2	361 1	74 442	31 73 446 4	15-6-1	58 1	88 504
O 16 *at Oklahoma State	T 25-25	47,250	—	—	15 27 20 0	36-19-0	195 0	63 215	30 62 269 1	33-18-5	218 2	95 487
O 23 *IOWA STATE	L 14-31	40,581	—	—	10 14 76 1	30-13-3	145 0	44 221	32 69 322 2	24-16-0	249 2	93 571 WOI (I)
O 30 *OKLAHOMA	L 10-45	43,908	—	17	14 24 97 1	36-14-4	138 0	60 235	26 76 368 4	8-4-1	46 0	84 414 KTVY (I)
N 6 *at Missouri	L 14-35	46,312	—	—	18 32 108 1	41-18-3	221 1	73 329	24 53 206 2	28-18-1	194 2	81 400
N 13 *KANSAS	W 28-3	35,114	—	—	16 44 181 1	21-10-0	172 3	65 353	13 48 128 0	27-9-4	96 0	75 224
N 20 *at Kansas State	L 10-33	24,300	—	—	24 30 111 0	52-26-3	226 1	82 337	21 56 353 4	14-10-1	97 0	70 450

†—at Spokane, Wash.

Head Coach: Bill McCartney (OC). **Assistant Coaches:** Ron Dickerson (AHC/DB), Dale Evans (DC/ILB), Jim Caldwell (OLB), Gerry DiNardo (DL), Paul Hansen (QB), Mike McNeely (LB), Les Miles (OL), Buck Nystrom (OL), Steve Schettel (WR), Ron Taylor (RB).

Usual Lineup: Offense (Multiple)—SE Brad Parker/Kent Davis, LT Derek Weisner/Randy Hogbin, LG Vince Rafferty, C Steve Heron, RG Calvin Beaty/Eric Coyle, RT John Firm, TE Dave Hestera, QB Randy Essington/Steve Vogel, FB Guy Egging/Chris McLemore, HB Lee Rouson/Richard Johnson, FL Donnie Holmes. **Defense (3-4)**—OLB Kevin Hood, LT Mark Shoop, NT George Smith/Donald Muncie, RT Mark Washington/Mike Sylvester/Joe O'Brien, OLB Terry Irvin/Dave Alderson, ILB Ray Cone, ILB Alan Chrite/Cleon Braun, LC Clyde Riggins/Robert Johnson, SS Jeff Donaldson, FS Ellis Wood/Steve Salvatore/Tony Rettig, RC Victor Scott. **Specialists**—PK Tom Field, P Art Woods.

Note: In Bill McCartney's second game as CU head coach, the Buffs record their first shutout in five seasons, winning 12-0 at Washington State.

SCORE/QUARTERS	1	2	3	4	—	Total
COLORADO	44	41	35	40	—	160
Opponents	65	93	56	87	—	301

TEAM STATISTICS	Colorado	Opponents
FIRST DOWNS	175	258
by rushing	69	167
by passing	96	80
by penalty	10	11
FIRST DOWN PLAYS / Average	307/4.2	385/5.5
THIRD DOWN EFFICIENCY	53-159	74-185
percentage	33.3	40.0
FOURTH DOWN EFFICIENCY	9-21	11-19
percentage	42.9	57.9
RUSHING ATTEMPTS	357	625
yards gained	1490	2931
yards lost	337	310
NET RUSHING YARDS	1153	2621
average per rush	3.2	4.2
average per game	104.8	238.3
PASSING ATTEMPTS	384	254
passes completed	177	141
had intercepted	22	17
completion percentage	46.1	55.5
NET PASSING YARDS	1922	1743
average per attempt	5.0	6.9
average per completion	10.9	12.4
average per game	175.6	158.5
QBs sacked/yards lost	25/195	30/218
TOTAL OFFENSIVE PLAYS	741	879
TOTAL NET YARDS	3075	4364
AVERAGE GAIN PER PLAY	4.2	5.0
AVERAGE PER GAME	279.5	396.7
FUMBLES-LOST	27-13	32-17
PENALTIES/YARDS	56/477	56/488
TURNOVERS (Margin: -1/-0.09)	35	34
TOTAL RETURN YARDS	350	676
Punt Returns: No-Yards	20-191	31-274
Interceptions: No-Yards	17-155	22-402
Misc. (Fum/Blk. FG) Returns	1-4	0-0
KICKOFF RETURNS: No-Yards	26-516	16-254
average per return	19.8	15.9
PUNTS/Average	69/40.6	49/40.9
DEFENSIVE/tackles for loss	62-298	64-309
quarterback sacks/yards	30/218	25/195
quarterback hurries	51	127
passes broken up	37	57
forced fumbles	15	9
BLOCKED KICKS	1	1
TIME OF POSSESSION (Avg.)	26:36	33:24
TIMES PENETRATED OPP. 20	27	38
scores/td,fg	15/9,6	32/26,6
TOUCHDOWNS	17	37
by rushing	7	24
by passing	7	9
by return	3	4
PAT Kicks	16-16	34-34
2-Pt. PAT	0-1	2-3
Field Goals	14-20	13-17
Safeties	0	2
TOTAL POINTS	160	301
average per game	14.5	30.9

RUSHING							
Player	G	Att	Gain	Loss	NET Avg.	TD	Long
Ri. Johnson	10	117	612	28	584 5.0	6	47t
L. Rouson	11	103	453	32	421 4.1	0	24
C. McLemore	11	41	156	14	142 3.5	0	13
G. Egging	6	26	97	9	88 3.4	0	12
D. Holmes	11	3	21	0	21 7.0	0	17
K. Davis	11	2	23	4	19 9.5	0	23
D. York	2	5	17	0	17 3.4	0	9
T. Armstrong	3	2	12	0	12 6.0	0	7
V. Rafferty	11	1	7	0	7 7.0	0	7
C. Keenan	2	1	1	0	1 1.0	1	1
T. Rettig	9	1	1	0	1 1.0	0	1
A. Woods	11	1	0	1	-1 -1.0	0	-1
A. Harris	1	1	0	8	-8 -8.0	0	-8
S. Vogel	9	19	26	73	-47 -2.5	0	14
R. Essington	7	34	64	168	-104 -3.1	0	19

RECEIVING							
Player	G	No.	Yards	Avg.	TD	Long	
D. Hestera	11	41	489	11.9	1	37	
C. McLemore	11	39	337	8.6	0	44	
D. Holmes	11	27	360	13.3	1	41	
Ri. Johnson	10	26	350	13.5	4	77	
L. Rouson	11	20	142	7.1	0	17	
G. Egging	6	10	79	7.9	1	16	
B. Parker	11	7	109	15.6	0	23	
G. Campbell	9	3	28	9.3	0	14	
V. Scott	11	1	19	19.0	0	19	
A. Harris	1	1	6	6.0	0	6	
D. Fairbanks	11	1	5	5.0	0	5	
S. Vogel	9	1	2	-2.0	0	-2	

SCORING										
Player	G	Tot	Ru	Re	Rt	2Pt.	PAT	EP-A	FG-A	PTS
Ri. Johnson	10	10	6	4	0	0-0	0-0	0-0	0-0	60
T. Field	11	0	0	0	0	0-0	16-16	14-20	58	
V. Scott	11	2	0	0	2	0-0	0-0	0-0	12	
D. Hestera	11	1	0	1	0	0-0	0-0	0-0	6	
G. Egging	6	1	0	1	0	0-0	0-0	0-0	6	
D. Holmes	11	1	0	1	0	0-0	0-0	0-0	6	
C. Keenan	2	1	1	0	0	0-0	0-0	0-0	6	
D. McMillen	11	1	0	0	1	0-0	0-0	0-0	6	

PASSING										
Player	G	Att	Com	Int	Pct.	Yards	—avg. per—	TD	Long	Sacked
R. Essington	7	219	109	13	49.8	1121	5.1 10.3	2	37	15/129
S. Vogel	9	162	66	9	40.7	784	4.8 11.9	5	77	10/66
A. Woods	10	1	1	0	100.0	19	19.0 19.0	0	19	0/0
L. Rouson	11	1	1	0	100.0	-2	-2.0 -2.0	0	-2	0/0
C. Keenan	11	1	0	0	0.0	0	0.0 0.0	0	0	0/0

NCAA Ratings: Essington 83.8, Vogel 80.1.

PUNTING										
Player	G	No.	Yards	Avg.	Long	In	had	Net		
A. Woods	11	69	2799	40.6	58	5	8	1	36.7	

PUNT RETURNS							
Player	G	No.	Yards	Avg.	TD	Long	
J. Donaldson	11	14	165	11.8	0	58	
D. Holmes	11	2	9	4.5	0	9	
Ri. Johnson	10	3	13	4.4	0	9	
D. McMillen	8	1	4	4.0	0	4	

KICKOFF RETURNS							
Player	G	No.	Yards	Avg.	TD	Long	
Ri. Johnson	10	11	233	21.2	0	36	
D. Holmes	11	5	104	20.8	0	24	
C. McLemore	11	7	126	18.0	0	33	
T. Armstrong	3	1	22	22.0	0	22	
Ro. Johnson	9	1	16	16.0	0	16	
G. Egging	6	1	15	15.0	0	15	

INTERCEPTIONS							
Player	G	No.	Yards	Avg.	TD	Long	
V. Scott	11	4	69	17.3	2	30t	
J. Donaldson	11	3	42	14.0	0	19	
E. Wood	8	2	23	11.5	0	20	
B. Remington	8	2	15	7.5	0	11	
C. Riggins	6	2	0	0.0	0	0	
Ro. Johnson	9	2	0	0.0	0	0	
A. Chrite	10	1	3	3.0	0	3	
T. Rettig	9	1	3	3.0	0	3	

FIELD GOALS										
Player	10-19	20-29	30-39	40-49	50+	Total	Long			
T. Field	0-0	2-3	6-8	6-7	0-2	14-20	49			
Opponents	1-1	2-2	5-6	5-10	0-0	13-17	42			

TACKLE LEADERS												
Player	G	UT	AT	—	Tot	TFL	QBS	PBU				
R. Cone	11	102	81	—	183	5-20	2-14	6				
M. Shoop	11	59	33	—	92	5-13	2-9	1				
A. Chrite	10	50	40	—	90	5-26	3-20	4				
J. Donaldson	11	47	32	—	79	5-30	2-18	2				
E. Wood	8	46	23	—	69	0-0	0-0	0				
T. Irvin	10	47	19	—	66	7-33	3-25	1				
C. Braun	11	40	25	—	65	4-21	3-19	2				
V. Scott	11	46	16	—	62	2-11	1-9	8				
K. Hood	10	34	26	—	60	5-23	2-18	0				
D. Muncie	6	32	28	—	60	1-1	0-0	0				
B. Remington	8	21	22	—	43	1-1	0-0	2				
T. Rettig	9	22	13	—	35	3-12	2-8	2				
G. Smith	4	24	10	—	34	4-8	1-2	2				
M. Sylvester	8	28	5	—	33	4-40	3-27	0				

TOTAL OFFENSE												
Player												



1983

4-7 2-5-0 (6th/Big 8)

S	Rank	CU	Opp	FD	Rushing			Passing			Tot Off		Opp	Rushing			Passing			Tot Off		TV				
					att	yds	td	a	c	i	yds	td		no	yds	att	yds	td	a	c	i		yds	td	no	yds
10	—	—	—	15	32	47	0	35	18	1	228	2	67	275	17	50	150	2	23	15	1	179	0	73	329	
17	—	—	—	20	43	233	1	22	12	1	153	2	65	386	17	37	42	0	42	23	2	192	0	79	234	KWGN (I)
24	—	—	—	20	41	252	3	20	13	2	210	1	61	462	22	43	99	0	48	20	2	283	2	91	382	
1	—	—	—	20	32	108	0	32	15	1	128	0	64	236	24	54	334	3	16	10	0	160	0	70	494	KWGN (I)
8	—	—	—	16	24	53	1	39	20	2	252	2	63	305	29	69	381	6	12	11	0	190	2	81	571	
15	—	—	—	22	38	109	0	36	14	1	192	1	74	301	19	41	133	1	31	19	1	200	2	72	333	
22	1	—	—	20	32	112	1	42	23	1	286	1	74	398	37	72	526	8	9	7	0	83	2	81	609	
29	—	—	—	13	17	6	1	35	15	5	274	1	52	280	30	76	365	4	25	12	2	159	1	101	524	
5	—	—	—	17	50	235	3	22	11	0	148	1	72	383	26	32	137	1	52	23	5	394	1	84	531	
12	—	—	—	16	32	89	2	35	13	0	119	2	67	208	17	66	351	4	7	3	0	72	1	73	423	KWGN (I)
19	—	—	—	17	28	119	2	25	12	4	231	2	53	350	28	69	311	2	22	11	2	144	1	91	455	

Head Coach: Bill McCartney. **Assistant Coaches:** Ron Dickerson (AHC/DB), Ron Taylor (OC/QB), Lou Tepper (DC/ILB), Jim Caldwell (WR), Gerry DiNardo (OL/TE), Mike McNeely (OLB), Les Miles (OL), Sam Sample (RB), Ron Vanderlinden (DL).

Usual Lineup: Offense (Multiple)—SE Lou Alexander, LT Mike Sylvester, LG Junior Ili, C Steve Heron, RG Shaun Beard/Derek Weisner, RT John Firm, TE Dave Hestera, QB Steve Vogel/Derek Marshall, FB Lee Rouson, TB Chris McLemore, WB Ron Brown. **Defense (3-4)**—OLB Sandy Armstrong, LT Vince Rafferty/Randy Hogbin, NT Donald Muncie, RT George Smith, OLB Wayne Carroll/Dan McMillen, ILB Barry Remington/Don Fairbanks, ILB Terry Irvin, LC Clyde Riggins, SS Jeff Donaldson, FS Kent Davis, RC Victor Scott. **Specialists**—PK Tom Field, P Allan Braun.

Note: CU and CSU resumed their in-state rivalry after a 25-year dormancy in Boulder, and CU posts a winning record after three games for the first time since 1978.

SCORE/QUARTERS	1	2	3	4	—	Total
COLORADO	48	59	48	69	—	252
Opponents	44	110	75	72	—	342

TEAM STATISTICS	Colorado	Opponents
FIRST DOWNS	196	266
by rushing	78	175
by passing	98	81
by penalty	20	10
FIRST DOWN PLAYS / Average	312/6.0	380/5.7
THIRD DOWN EFFICIENCY	63-151	88-174
percentage	41.7	50.6
FOURTH DOWN EFFICIENCY	7-14	10-16
percentage	50.0	62.5
RUSHING ATTEMPTS	369	609
yards gained	1682	3136
yards lost	319	307
NET RUSHING YARDS	1363	2829
average per rush	3.7	4.7
average per game	123.9	257.1
PASSING ATTEMPTS	343	287
passes completed	166	154
had intercepted	18	15
completion percentage	48.4	53.7
NET PASSING YARDS	2221	2056
average per attempt	6.5	7.2
average per completion	13.4	13.4
average per game	201.9	186.9
QBs sacked/yards lost	20/176	25/148
TOTAL OFFENSIVE PLAYS	712	896
TOTAL NET YARDS	3684	4885
AVERAGE GAIN PER PLAY	5.2	5.5
AVERAGE PER GAME	334.9	444.1
FUMBLES-LOST	22-10	31-19
PENALTIES/YARDS	57/436	63/520
TURNOVERS (Margin: +6/+0.55)	28	34
TOTAL RETURN YARDS	351	335
Punt Returns: No-Yards	19-146	24-120
Interceptions: No-Yards	15-206	18-215
Misc. (Fum/Blk. FG) Returns	0-0	0-0
KICKOFF RETURNS: No-Yards	38-637	28-528
average per return	16.8	18.9
PUNTS/Average	62/39.7	37/36.9
DEFENSIVE/tackles for loss	59-236	67-299
quarterback sacks/yards	25/148	20/176
quarterback hurries	47	86
passes broken up	28	44
forced fumbles	11	11
BLOCKED KICKS	2	1
TIME OF POSSESSION (Avg.)	27:43	32:17
TIMES PENETRATED OPP. 20	39	54
scores/td,fg	31/23,8	40/31,9
TOUCHDOWNS	32	43
by rushing	15	31
by passing	15	12
by return	2	0
PAT Kicks	28-30	37-42
2-Pt. PAT	1-2	1-1
Field Goals	10-14	15-21
Safeties	0	0
TOTAL POINTS	252	342
average per game	22.9	31.1

RUSHING Player	G	Att	Gain	Loss	NET Avg.	TD	Long
L. Rouson	10	120	539	45	494	4.1	0 44
C. McLemore	11	97	499	21	478	4.9	7 75
D. Johnson	11	67	281	49	232	3.5	4 32t
G. Egging	10	31	147	8	139	4.5	0 18
R. Brown	11	4	59	0	59	14.8	0 34
S. Nash	11	7	40	0	40	5.7	0 14
R. Arnold	2	2	20	0	20	10.0	1 15t
B. Salazar	6	2	8	0	8	4.0	0 7
C. Riggins	11	1	1	0	1	1.0	0 1
L. Alexander	11	1	0	3	-3	-3.0	0 -3
D. Marshall	10	19	56	103	-47	-2.5	1 22t
S. Vogel	10	18	32	90	-58	-3.2	0 20

RECEIVING Player	G	No.	Yards	Avg.	TD	Long
L. Alexander	11	39	557	14.3	6	56t
D. Hestera	11	29	366	12.6	1	39
L. Rouson	10	25	223	8.9	2	28
R. Brown	11	24	515	21.5	3	63
D. Johnson	11	18	175	9.7	0	17
C. McLemore	11	13	83	6.4	1	17
J. Embree	9	12	193	16.1	1	51
H. Nevarez	4	3	56	18.7	1	21
S. Nash	11	2	19	9.0	0	16
T. Armstrong	7	1	34	34.0	0	34

SCORING Player	G	Tot	Ru	Re	Rt	2Pt. PAT	EP-A	FG-A	PTS
T. Field	11	0	0	0	0	0-0	28-30	10-14	58
C. McLemore	11	8	7	1	0	0-0	0-0	0-0	48
L. Alexander	11	6	0	6	0	0-0	0-0	0-0	36
D. Johnson	11	4	4	0	0	0-0	0-0	0-0	24
R. Brown	11	3	0	3	0	0-0	0-0	0-0	18
D. Hestera	11	2	1	1	0	1-1	0-0	0-0	14
L. Rouson	10	2	0	2	0	0-0	0-0	0-0	12
G. Egging	10	1	1	0	0	0-0	0-0	0-0	6
R. Arnold	2	1	1	0	0	0-0	0-0	0-0	6
D. Marshall	10	1	1	0	0	0-0	0-0	0-0	6
J. Embree	9	1	0	1	0	0-0	0-0	0-0	6
H. Nevarez	4	1	0	1	0	0-0	0-0	0-0	6
J. Donaldson	11	1	0	0	1	0-0	0-0	0-0	6
V. Scott	11	1	0	0	1	0-0	0-0	0-0	6
S. Vogel	10	0	0	0	0	0-1	0-0	0-0	6

PASSING Player	G	Att-Com-Int	Pct.	Yards	—avg. per— att. comp.	TD	Long	Sacked	TOTAL OFFENSE Att. Yds Avg.
S. Vogel	10	236-110-12	46.6	1385	5.9 12.6	12	62	10/79	254 1327 5.2
D. Marshall	10	107-56-6	52.3	836	7.8 14.9	3	63	9/94	126 789 6.3
L. Alexander	11	0-0-0	0.0	0	0.0 0.0	0	0	1/3	1 3 3.0

NCAA Ratings: Marshall 115.9, Vogel 102.5.

PUNTING Player	G	No.	Yards	Avg.	Long	In 20	had 50+	Net blk Avg.
A. Braun	11	62	2463	39.7	59	10	9	1 37.8

PUNT RETURNS Player	G	No.	Yards	Avg.	TD	Long
J. Donaldson	11	16	105	6.6	0	51
K. Davis	11	1	30	30.0	0	30
V. Scott	11	1	6	6.0	0	6
T. Lancelot	3	1	5	5.0	0	5

KICKOFF RETURNS Player	G	No.	Yards	Avg.	TD	Long
S. Nash	11	24	456	19.0	0	34
S. Wilcots	11	8	105	11.7	0	22
D. Johnson	11	2	30	15.0	0	17
J. Embree	9	2	28	14.0	0	18
V. Scott	11	1	12	12.0	0	12
G. Egging	10	1	6	6.0	0	6

INTERCEPTIONS Player	G	No.	Yards	Avg.	TD	Long
V. Scott	11	4	105	26.3	1	71t
J. Donaldson	11	4	57	14.3	1	44
K. Davis	11	3	20	6.7	0	14
C. Riggins	11	2	28	14.0	0	28
S. Wilcots	11	1	0	0.0	0	0
T. Irvin	10	1	-4	-4.0	0	-4

FIELD GOALS Player	10-19	20-29	30-39	40-49	50+	Total	Long
T. Field	0-0	5-6	3-4	2-3	0-1	10-14	43
Opponents	2-2	4-4	4-5	4-6	1-4	1	

TACKLE LEADERS Player	G	UT	AT	— Tot	TFL	QBS	PBU
T. Irvin	10	58	63	— 121	5-17	2-7	1
D. Fairbanks	10	49	61	— 110	2-4	0-0	1
J. Donaldson	11	48	31	— 79	3-14	2-12	7
V. Scott	11	56	21	— 77	0-0	0-0	4
D. Muncie	11	39	36	— 75	5-18	2-8	0
G. Smith	11	31	42	— 73	5-12	1-5	0
S. Armstrong	11	41	29	— 70	10-39	5-27	0
C. Riggins	11	43	23	— 66	1-3	0-0	2
M. Cone	11	33	31	— 64	2-6	0-0	1
K. Davis	11	39	13	— 52	0-0	0-0	4
W. Carroll	11	28	16	— 44	7-38	3-24	3
B. Remington	2	23	15	— 38	2-18	1-13	1
D. McMillen	10	13	20	— 33	1-1	0-0	1
S. Wilcots	1						



1984 1-10 1-6-0 (7th/Big 8)

	Result	Attend	Rank	CU	Rushing	Passing	Tot Off	Opp	Rushing	Passing	Tot Off	TV							
			CU	Opp	att	a - c - i	no	FD	att	a - c - i	no								
S 8	MICHIGAN STATE	L 21-24	35,825	—	25	35 14 0	48-25-1	344	3	83	358	10	46 148 1	13- 9-0	145	2	59	293	MH Cable
S 15	at Oregon	L 20-27	25,048	—	21	39 106 2	40-18-2	282	1	79	388	19	45 232 1	25-13-0	112	2	70	344	
S 22	at Notre Dame	L 14-55	59,075	—	16	39 71 1	25-13-2	164	1	64	235	22	55 212 6	14-12-0	139	1	69	351	
S 29	UCLA	L 16-33	38,925	—	17	25 33 1	46-22-1	311	1	79	342	16	49 202 2	23-13-0	193	1	72	395	
O 6	*at Missouri	L 7-52	38,662	—	18	35 134 1	32-15-3	190	0	67	324	28	64 516 6	16- 8-2	123	0	80	639	KATZ (r)
O 13	*IOWA STATE	W 23-21	36,762	—	14	38 -16 0	25-11-0	223	3	63	207	14	48 130 1	31-13-0	144	1	79	274	WOI (I)
O 20	*NEBRASKA	L 7-24	51,124	—	5	10 22 53 0	35-10-2	84	1	57	137	24	77 372 2	11- 7-0	80	1	88	452	
O 27	*at Oklahoma State	L 14-20	47,800	—	10	16 44 59 0	28-12-0	217	1	72	276	25	65 265 1	21-13-0	181	1	86	446	KATZ (r)
N 3	*KANSAS	L 27-28	33,166	—	22	38 75 2	32-21-2	349	1	70	424	23	49 202 1	26-16-1	205	2	75	407	KOOD (I)
N 10	*OKLAHOMA	L 17-42	38,888	—	9	14 30 -3 1	41-22-1	212	1	71	209	16	60 266 4	10- 5-0	112	2	70	378	KTVY (I)
N 17	*at Kansas State	L 6-38	17,600	—	23	37 135 0	44-22-2	195	1	81	330	19	55 283 3	8- 5-0	85	0	63	368	

Head Coach: Bill McCartney. **Assistant Coaches:** Ron Dickerson (AHC/DB), Gerry DiNardo (OC/TE), Lou Tepper (DC/ILB), Gary Barnett (RB), Jim Caldwell (WR), Mike McNeely (OLB), Les Miles (OL), Sam Sample (RC), Ron Vanderlinden (DL).

Usual Lineup: Offense (One-back formation first seven games, split-back last four)—SE Loy Alexander, LT Pat Ryan/Jeff Glenn, LG Junior Ili, C William Gulley/Eric Coyle, RG Shaun Beard, RT Tim Harper/Jimmy Webb, TE Ed Reinhardt/Jon Embree, QB Steve Vogel/Craig Keenan, TB Lee Rouson, HB Eric McCarty/Mark Hatcher, WB Ron Brown. **Defense (3-4)**—LT Curt Koch/Calvin Beaty, NG Donald Muncie, RT George Smith, OLB Dan McMillen, ILB Barry Remington/Miles Kusayanagi, ILB Don Fairbanks/Alan Chrite, OLB Darin Schubeck, LC Solomon Wilcots/Lyle Pickens, SS Mickey Pruitt/John Bennett, FS Kent Davis/John Nairn, RC Alvin Rubalcaba/Tommy Streeter. **Specialists**—PK Dave DeLine, P Allan Braun.

Note: CU rattled early by career-ending, life threatening brain injury to sophomore tight end Ed Reinhardt late in the Sept. 15 game at Oregon.

SCORE/QUARTERS	1	2	3	4	—	Total
COLORADO	16	37	57	62	—	172
Opponents	79	115	67	104	—	364

TEAM STATISTICS	Colorado	Opponents
FIRST DOWNS	204	216
by rushing	66	135
by passing	121	72
by penalty	17	9
FIRST DOWN PLAYS / Average	342/4.2	344/5.3
THIRD DOWN EFFICIENCY	56-162	70-169
percentage	34.6	41.4
FOURTH DOWN EFFICIENCY	4-11	6-8
percentage	36.4	75.0
RUSHING ATTEMPTS	390	613
yards gained	1300	3122
yards lost	641	294
NET RUSHING YARDS	659	2828
average per rush	1.7	4.6
average per game	59.7	257.1
PASSING ATTEMPTS	396	198
passes completed	191	114
had intercepted	16	3
completion percentage	48.2	57.6
NET PASSING YARDS	2571	1519
average per attempt	6.5	7.7
average per completion	13.5	13.3
average per game	233.7	138.1
QB's sacked/yards lost	54/476	17/131
TOTAL OFFENSIVE PLAYS	786	811
TOTAL NET YARDS	3230	4347
AVERAGE GAIN PER PLAY	4.1	5.4
AVERAGE PER GAME	293.5	395.2
FUMBLES-LOST	23-11	32-19
PENALTIES/YARDS	51/360	82/635
TURNOVERS (Margin: -5/-0.45)	27	22
TOTAL RETURN YARDS	380	378
Punt Returns: No-Yards	39-354	29-196
Interceptions: No-Yards	3-26	16-190
Misc. (Fum/Blk. FG) Returns	0-0	0-0
KICKOFF RETURNS: No-Yards	29-432	26-691
average per return	15.4	26.6
PUNTS/Average	72/34.9	56/42.6
DEFENSIVE/tackles for loss	63-294	83-535
quarterback sacks/yards	17/131	54/476
quarterback hurries	50	75
passes broken up	23	70
forced fumbles	21	16
BLOCKED KICKS	1	1
TIME OF POSSESSION (Avg)	28:24	31:36
TIMES PENETRATED OPP. 20	28	51
scores/td.fg	20/13.7	38/30.8
TOUCHDOWNS	21	44
by rushing	7	28
by passing	14	13
by return	0	3
PAT Kicks	15-16	40-41
2-Pt. PAT	2-5	0-3
Field Goals	9-18	18-24
Safeties	0	2
TOTAL POINTS	172	364
average per game	15.6	33.1

RUSHING							
Player	G	Att	Gain	Loss	NET Avg.	TD	Long
L. Rouson	10	199	797	72	725 3.6	4	37
E. McCarty	11	53	201	11	190 3.6	1	40t
A. Weatherspoon	9	15	44	1	43 2.9	1	11
M. Hatcher	7	14	44	4	40 2.9	0	11
S. Smith	3	11	36	0	36 3.3	0	8
D. Dyson	3	4	15	2	13 3.3	0	5
A. Braun	11	1	0	9	-9.0	0	-9
R. Brown	11	4	13	23	-10 -2.5	0	13
C. Page	2	3	0	26	-26 -8.7	0	-6
D. Marshall	11	4	0	39	-39 -9.8	0	-8
C. Keenan	6	41	122	166	-44 -1.1	1	12
S. Vogel	8	41	28	277	-249 -5.8	0	16
Team	11	1	0	11	-11 -11.0	0	-11

RECEIVING							
Player	G	No.	Yards	Avg.	TD	Long	
J. Embree	11	51	680	13.3	3	31	
L. Alexander	11	35	496	14.2	2	29t	
R. Brown	11	29	673	23.2	5	85t	
L. Rouson	10	29	203	7.0	1	17	
E. Reinhardt	2	14	190	13.6	2	35	
M. Hatcher	7	6	39	6.5	0	13	
T. Wolf	7	5	65	13.0	1	25	
E. McCarty	11	5	48	9.6	0	19	
J. Collins	9	4	69	17.3	0	26	
A. Weatherspoon	9	4	20	5.0	0	10	
D. Ferrando	4	3	51	17.0	0	30	
P. Cross	2	2	17	8.5	0	10	
S. Smith	3	2	12	6.0	0	11	
D. Dyson	3	2	8	4.0	0	7	

SCORING										
Player	Touchdowns				2Pt. PAT	EP-A	FG-A	PTS		
	G	Tot	Ru	Re						
D. DeLine	9	0	0	0	0	0	12-12	9-14	39	
R. Brown	11	5	0	5	0	0	0-0	0-0	30	
L. Rouson	10	5	4	1	0	0	0-0	0-0	30	
J. Embree	11	3	0	3	0	0	0-0	0-0	18	
E. Reinhardt	2	2	0	2	0	1	0-0	0-0	14	
L. Alexander	11	2	0	2	0	0	0-0	0-0	12	
C. Keenan	6	1	1	0	0	1	0-0	0-0	8	
E. McCarty	11	1	1	0	0	0	0-0	0-0	6	
A. Weatherspoon	9	1	1	0	0	0	0-0	0-0	6	
T. Wolf	7	1	0	1	0	0	0-0	0-0	6	
L. Eckel	11	0	0	0	0	0	0-0	3-4	3	
S. Vogel	8	0	0	0	0	0	0-3	0-0	0	
B. Helton	1	0	0	0	0	0	0-1	0-0	0	

PASSING						
Player	G	Att	Com	Int	Pct.	Yards
S. Vogel	8	224	100	8	44.6	1432
C. Keenan	6	149	78	7	52.3	1012
C. Page	2	17	10	1	58.8	85
D. Marshall	11	3	3	0	100.0	42
M. Hatcher	7	1	0	0	0.0	0
L. Rouson	10	1	0	0	0.0	0
L. Alexander	11	1	0	0	0.0	0

PUNTING										
Player	G	No.	Yards	Avg.	Long	In 20	had 50+	Net blk	Avg.	
A. Braun	11	67	2372	35.4	51	11	2	0	32.5	
B. Helton	1	4	126	31.5	37	1	0	0	31.5	
C. Keenan	6	1	12	12.0	12	0	0	0	12.0	

PUNT RETURNS						
Player	G	No.	Yards	Avg.	TD	Long
J. Collins	9	24	230	9.6	0	42
J. Nairn	10	12	67	5.6	0	15
L. Pickens	11	2	57	28.5	0	50
D. Thistle	10	1	0	0	0	0

KICKOFF RETURNS						
Player	G	No.	Yards	Avg.	TD	Long
J. Collins	9	10	154	15.4	0	27
R. Brown	11	7	116	16.6	0	29
M. Hatcher	7	4	58	14.5	0	19
J. Bennett	11	4	46	11.5	0	14
S. Smith	3	2	31	15.5	0	16
D. Tate	2	1	16	16.0	0	16
J. Embree	11	1	11	11.0	0	11

INTERCEPTIONS						
Player	G	No.	Yards	Avg.	TD	Long
J. Nairn	10	1	16	16.0	0	16
A. Rubalcaba	11	1	10	10.0	0	10
L. Pickens	11	1	0	0.0	0	0

FIELD GOALS							
Player	10-19	20-29	30-39	40-49	50+	Total	Long
D. DeLine	1-1	2-2	1-2	3-7	2-2	9-14	52
L. Eckel	0-0	0-0	0-2	0-1	0-1	0-4	0
Opponents	0-0	2-3	7-8	8-11	0-1	18-24	51

TACKLE LEADERS										
Player	G	UT	AT	—	Tot	TFL	QBS	PBU		
B. Remington	10	60	63	—	123	6-15	0-0	1		
G. Smith	11	61	52	—	113	13-84	4-41	2		
K. Davis	11	43	42	—	85	2-3	0-0	2		
A. Chrite	10	37	47	—	84	8-22	1-4	1		
L. Pickens	11	51	25	—	76	0-0	0-0	3		
D. Fairbanks	11	39	36	—	75	4-20	1-9	0		
D. McMillen	11	37	31	—	68	8-45	4-32	1		
D. Schubeck	11	32	36	—	68	2-2	0-0	2		
D. Muncie	11	26	31	—	57	4-4	1-1	2		
M. Pruitt	11	27	28	—	55	2-15	1-			



1985 7-5 4-3-0 (3rd/Big 8)

	Result	Attend	Rank	CU	Rushing	Passing	Tot Off	Opp	Rushing	Passing	Tot Off	TV						
			CU	Opp	att	a-c-i	no	FD	att	a-c-i	no							
S 7	COLORADO STATE	W 23-10	40,665	—	26	73 358 2	9- 3-0	46	0	82	404	19 22 82 0	41-23-1	208	1	63	290	KCNC (1)
S 14	OREGON	W 21-17	30,373	—	21	58 342 3	5- 2-1	48	0	63	390	22 41 106 1	38-22-1	222	1	79	328	
S 21	OHIO STATE	L 13-36	47,022	—	7	16 49 215 2	12- 3-2	36	0	61	251	23 47 162 2	26-18-0	181	3	73	343	
S 28	at Arizona (N)	W 14-13	45,503	—	13	61 301 2	4- 1-2	27	0	65	328	13 28 64 0	33-17-2	164	1	61	228	
O 12	*MISSOURI	W 38- 7	38,604	—	25	68 390 4	9- 4-1	115	1	77	505	15 33 136 1	34-15-1	153	0	67	289	
O 19	*at Iowa State	W 40- 6	41,215	—	13	67 244 3	5- 1-0	14	1	72	258	8 30 41 0	30-15-3	136	1	60	177	
O 26	*at Nebraska	L 7-17	76,014	—	5	14 47 151 1	12- 7-0	67	0	59	218	21 60 332 2	15- 5-1	113	0	75	445	ABC
N 2	*OKLAHOMA STATE	L 11-14	35,860	—	12	18 66 220 1	11- 4-0	38	0	77	258	12 48 217 2	9- 5-0	47	0	57	264	Raycom (r)
N 9	*at Kansas	W 14- 3	25,000	—	10	51 210 1	6- 1-0	11	0	57	221	18 32 62 0	41-22-1	256	0	73	318	
N 16	*at Oklahoma	L 0-31	74,145	—	7	6 39 75 0	12- 4-1	34	0	51	109	24 81 360 4	10- 3-0	39	0	91	399	
N 23	*KANSAS STATE	W 30- 0	28,210	—	24	68 352 4	5- 2-0	31	0	73	383	10 40 126 0	15- 4-1	59	0	55	185	KCNC (1)
D 30	#Washington	L 17-20	30,961	—	15	58 190 1	10- 2-0	44	1	68	234	20 43 207 2	26-15-1	141	0	69	348	Lorimar

#—Freedom Bowl at Anaheim, Calif.
Head Coach: Bill McCartney. **Assistant Coaches:** Gerry DiNardo (OC/TE), Lou Tepper (DC/ILB), Gary Barnett (QB/FB), Steve Bernstein (DB), Mike Hankwitz (OLB), Steve Logan (RB), Oliver Lucas (WR), Les Miles (OL), Ron Vanderlinden (DL).
Usual Lineup: Offense (Wishbone)—SE Loy Alexander, LT Pat Ryan, LG Junior Ili, C Eric Coyle, RG Chris Symington, RT Jimmy Webb, TE Jon Embree, QB Mark Hatcher, FB Anthony Weatherspoon/Eric McCarty, HB Ron Brown, HB Sam Smith. **Defense (3-4)**—LT Don Fairbanks, NT Kyle Rappold, RT Curt Koch, OLB Dan McMillen, ILB Barry Remington, ILB Don DeLuzio, OLB Darin Schubeck/Conley Smith, LC Solomon Wilcots, SS Mickey Pruitt, SS John Nairn/Rodney Rogers, RC Lyle Pickens. **Specialists**—PK Larry Eckel, P Barry Helton.
Notes: CU earns a bowl invitation for the first time since 1976, and wins the NCAA Most Improved Team Award (+5 1/2 games over the previous regular season record).

SCORE/QUARTERS	1	2	3	4	—	Total
COLORADO	65	58	30	58	—	211
Opponents	20	49	55	30	—	154

TEAM STATISTICS	Colorado	Opponents
FIRST DOWNS	186	185
by rushing	155	95
by passing	23	80
by penalty	8	10
FIRST DOWN PLAYS / Average	301/4.5	299/4.1
THIRD DOWN EFFICIENCY	75-169	70-177
percentage	44.4	39.5
FOURTH DOWN EFFICIENCY	12-17	10-17
percentage	70.6	58.8
RUSHING ATTEMPTS	647	462
yards gained	3064	1986
yards lost	206	298
NET RUSHING YARDS	2858	1688
average per rush	4.4	3.7
average per game	259.8	153.5
PASSING ATTEMPTS	90	292
passes completed	32	149
had intercepted	7	11
completion percentage	35.6	51.0
NET PASSING YARDS	467	1578
average per attempt	5.2	5.4
average per completion	14.6	10.6
average per game	42.5	143.5
QBs sacked/yards lost	7/42	29/202
TOTAL OFFENSIVE PLAYS	737	754
TOTAL NET YARDS	3325	3266
AVERAGE GAIN PER PLAY	4.5	4.3
AVERAGE PER GAME	302.3	296.8
FUMBLES-LOST	30-17	21-13
PENALTIES/YARDS	49-450	60-453
TURNOVERS (Margin: 0.00)	24	24
TOTAL RETURN YARDS	416	424
Punt Returns: No-Yards	32-281	20-123
Interceptions: No-Yards	11-157	7-42
Misc. (Fum/Blk. FG) Returns	1-24	0-0
KICKOFF RETURNS: No-Yards	11-169	20-414
average per return	15.4	20.7
PUNTS/Average	52/46.0	61/40.9
DEFENSIVE/tackles for loss	61-284	53-206
quarterback sacks/yards	29/202	7/42
quarterback hurries	88	26
passes broken up	49	19
forced fumbles	16	19
BLOCKED KICKS	1	0
TIME OF POSSESSION (Avg.)	31:51	28:09
TIMES PENETRATED OPP. 20	32	34
scores/td,fg	29/22,7	21/15,6
TOUCHDOWNS	27	19
by rushing	23	12
by passing	2	7
by return	2	0
PAT Kicks	21-24	16-18
2-Pt. PAT	2-3	0-1
Field Goals	8-16	8-18
Safeties	0	0
TOTAL POINTS	211	154
average per game	19.2	14.0

RUSHING						
Player	G	Att	Gain	Loss	NET Avg.	TD Long
A. Weatherspoon	11	140	572	3	569 4.1	2 35t
M. Hatcher	10	125	613	74	539 4.3	10 30
R. Brown	10	90	538	14	524 5.8	2 41
E. McCarty	11	71	313	0	313 4.4	0 28
S. Smith	11	52	288	19	269 5.2	0 28
M. Marquez	10	36	179	5	174 4.8	1 15
J. Collins	11	9	126	2	124 13.8	2 32
C. Keenan	6	50	161	47	114 2.3	2 20
D. Sanders	9	28	100	20	80 2.9	2 11
R. Wheeler	4	23	84	22	62 2.7	2 22
C. Bates	2	9	32	0	32 3.6	0 6
A. Strait	1	3	21	0	21 7.0	0 16
S. Martin	3	5	20	0	20 4.0	0 6
D. Dyson	2	2	12	0	12 6.0	0 9
K. Halsey	1	2	5	0	5 2.5	0 3
L. Alexander	11	1	0	0	0 0.0	0 0
D. Ferrando	11	1	0	0	0 0.0	0 0

RECEIVING						
Player	G	No.	Yards	Avg.	TD	Long
J. Embree	11	9	140	15.6	1	28
S. Smith	11	4	107	26.8	0	71
L. Alexander	11	4	54	13.8	0	15
D. Sanders	9	4	11	2.8	0	5
D. Ferrando	11	3	55	18.3	0	27
M. Marquez	10	3	41	13.7	1	35
J. Collins	11	3	38	12.7	0	14
R. Brown	10	2	21	10.5	0	16

PUNTING						
Player	G	No.	Yards	Avg.	TD	Long
B. Helton	11	52	2390	46.0	68	13 17 0 43.6

PUNT RETURNS						
Player	G	No.	Yards	Avg.	TD	Long
J. Collins	11	32	277	8.7	0	45
L. Pickens	11	0*	4	0	4

(*—lateral)

KICKOFF RETURNS						
Player	G	No.	Yards	Avg.	TD	Long
L. Alexander	11	3	62	20.7	0	23
J. Collins	11	6	88	14.7	0	38
R. Brown	10	1	12	12.0	0	12
M. Marquez	10	1	7	7.0	0	7

INTERCEPTIONS						
Player	G	No.	Yards	Avg.	TD	Long
L. Pickens	11	3	23	4.7	0	23
D. Schubeck	8	2	83	41.5	0	52
D. Tate	11	2	8	4.0	0	4
M. Pruitt	9	1	27	27.0	1	27t
S. Beck	11	1	8	8.0	0	8
J. Nairn	5	1	8	8.0	0	8
T. Streeter	11	1	0	0.0	0	0

FIELD GOALS						
Player	10-19	20-29	30-39	40-49	50+	Total Long
L. Eckel	0-0	2-3	5-5	1-4	0-4	8-16 44
Opponents	0-0	0-4	4-8	3-4	1-2	8-18 54

SCORING						
Player	G	Tot	Ru	Re	Rt	2Pt. PAT EP-A FGA PTS
M. Hatcher	10	10	0	0	0	0-0 0-0 0-0 60
L. Eckel	11	0	0	0	0	0-0 21-24 8-16 45
C. Keenan	6	2	2	0	0	1-1 0-0 0-0 14
A. Weatherspoon	11	2	2	0	0	1-1 0-0 0-0 14
R. Brown	10	2	2	0	0	0-0 0-0 0-0 12
J. Collins	11	2	2	0	0	0-0 0-0 0-0 12
M. Marquez	10	2	1	1	0	0-0 0-0 0-0 12
D. Sanders	9	2	2	0	0	0-0 0-0 0-0 12
R. Wheeler	4	2	2	0	0	0-1 0-0 0-0 12
J. Embree	11	1	0	1	0	0-0 0-0 0-0 6
M. Pruitt	10	1	0	1	0	0-0 0-0 0-0 6
B. Remington	11	1	0	0	1	0-0 0-0 0-0 6

PASSING						
Player	G	Att	Com	Int	Pct.	Yards
M. Hatcher	10	51-	16-	5	31.4	325
C. Keenan	6	27-	14-	0	51.9	116
R. Wheeler	4	8-	2-	2	25.0	26
A. Strait	1	2-	0-	0	0.0	0
B. Helton	11	2-	0-	0	0.0	0

TACKLE LEADERS						
Player	G	UT	AT	—	Tot	TFL QBS PBU
B. Remington	11	83	79	—	162	4- 7 0- 0 8
D. DeLuzio	11	77	64	—	141	8-24 1-10 2
D. McMillen	11	43	39	—	82	18-105 14-86 1
D. Schubeck	8	44	34	—	78	2-16 2-16 2
C. Koch	11	37	29	—	66	8-35 4-25 4
M. Pruitt	9	38	25	—	63	3-21 1-14 4
R. Rogers	10	46	17	—	63	2- 3 0- 0 2
D. Fairbanks	11	32	31	—	63	3-20 1-12 2
K. Rappold	11	38	24	—	62	7-22 3-17 0
C. Smith	11	22	21	—	43	2-19 2-19 0
L. Pickens	11	25	15	—	40	0- 0 0- 0 10
D. Tate	11	18	14	—	32	0- 0 0- 0 3
S. Wilcots	11	20	11	—	31	1- 3 0- 0 6

—avg. per—						
Player	att.	comp.	TD	Long	Sacked	TOTAL OFFENSE Att. Yds Avg.
M. Hatcher	6.4	20.3	1	71	2/16	176 864 4.9
C. Keenan	4.3	8.3	0	17	5/26	77 230 3.0
R. Wheeler	3.3	13.0	1	14	0/ 0	31 88 2.8
A. Strait	0.0	0.0	0	0	0/ 0	5 21 4.2
B. Helton	0.0	0.0	0	0	0/ 0	2 0 0.0

NCAA Ratings: Keenan 88.0, Hatcher 71.8.



1986 6-6 6-1-0 (2nd/Big 8)

S	Rank	CU	Opp	FD	Rushing			Passing			Tot Off		Opp			Rushing			Passing			Tot Off		TV	
					att	yds	td	a-c-i	yds	td	no	yds	FD	att	yds	td	a-c-i	yds	td	no	yds				
6	COLORADO STATE	L	7-23	45,109	—	—	14	44	191	1	19-8-2	113	0	63	304	19	46	129	1	30-15-2	156	0	76	285	KCNC (I)
13	at Oregon	L	30-32	26,155	—	—	19	58	368	4	5-2-0	18	0	63	386	22	39	153	3	42-28-0	262	0	81	415	
20	at Ohio State	L	10-13	88,404	—	—	12	50	188	0	6-3-2	47	1	56	235	15	43	115	0	24-11-1	118	1	67	233	
27	ARIZONA	L	21-24	41,024	—	10	10	44	112	3	8-5-0	134	0	52	246	22	52	211	1	27-14-1	223	1	79	434	Raycom (r)
11	*at Missouri	W	17-12	42,780	—	—	16	58	313	2	6-4-1	78	0	64	391	14	41	65	0	28-13-1	158	1	69	223	Raycom (r)
18	*IOWA STATE	W	31-3	41,215	—	—	21	66	303	4	8-3-0	36	0	74	339	12	33	47	0	29-16-1	128	0	62	175	WOI (I)
25	*NEBRASKA	W	20-10	52,440	—	3	14	58	182	1	5-2-0	81	1	63	263	16	43	123	1	27-11-2	139	0	70	262	
1	*at Oklahoma State	W	31-14	36,900	—	—	20	57	242	3	9-6-1	112	1	66	354	19	39	82	1	32-16-1	217	1	71	299	Raycom (r)
8	*KANSAS	W	17-10	37,056	—	—	19	71	332	2	9-3-0	37	0	80	369	14	27	78	1	43-25-3	192	0	70	270	
15	*OKLAHOMA	L	0-28	52,707	—	4	10	50	127	0	8-1-1	8	0	58	135	14	60	344	4	0-0-0	0	0	60	344	Raycom (r)
22	*at Kansas State	W	49-3	14,700	—	—	26	64	407	6	4-4-0	111	1	68	518	13	45	90	0	23-8-3	76	0	68	166	
31	#Baylor	L	9-21	40,470	—	—	12	47	83	1	14-7-1	111	0	61	194	12	43	114	2	28-14-2	165	1	71	279	Raycom

#—Bluebonnet Bowl at Houston, Texas.

Head Coach: Bill McCartney. **Assistant Coaches:** Lou Tepper (AHC/DC/ILB), Gerry DiNardo (OC/TE), Gary Barnett (QB/FB), Steve Bernstein (DB), Mike Hankwitz (OLB), Steve Logan (RB), Oliver Lucas (WR), Les Miles (OL), Ron Vanderlinden (DL).

Usual Lineup: Offense (Wishbone)—SE Drew Ferrando/Jo Jo Collins, LT Pat Ryan, LG Bill Coleman, C Eric Coyle, RG Bob Lawrence, RT Joe McCreary, TE Jon Embree, QB Mark Hatcher, FB Anthony Weatherspoon/Erich Kissick, HB Sam Smith/O.C. Oliver, HB Mike Marquez. **Defense (3-4)**—DT Jim Smith/Cole Hayes, NT Kyle Rappold, DT Curt Koch, RLB Tom Reinhardt, ILB Barry Remington, ILB Don DeLuzio/Eric McCarty, DLB Darin Schubeck, LC David Tate, SS Mickey Pruitt, FS Rodney Rogers, RC Solomon Wilcots. **Specialists**—PK Dave DeLine, P Barry Helton, PR Jeff Campbell.

Note: CU rallied from an 0-4 start to play for the Big Eight title; though finishing as the runner-up, the Buffs beat Nebraska for the first time since 1967.

SCORE/QUARTERS	1	2	3	4	—	Total
COLORADO	65	62	47	59	—	233
Opponents	20	59	36	57	—	172

TEAM STATISTICS	Colorado	Opponents
FIRST DOWNS	181	180
by rushing.....	137	90
by passing.....	33	79
by penalty.....	11	11
FIRST DOWN PLAYS / Average.....	312/5.6	314/3.7
THIRD DOWN EFFICIENCY.....	57-145	53-174
percentage.....	39.3	30.5
FOURTH DOWN EFFICIENCY.....	4-9	11-17
percentage.....	44.4	64.7
RUSHING ATTEMPTS	620	468
yards gained.....	3048	1768
yards lost.....	283	331
NET RUSHING YARDS	2765	1437
average per rush.....	4.5	3.1
average per game.....	251.4	130.6
PASSING ATTEMPTS	87	305
passes completed.....	41	157
had intercepted.....	4	15
completion percentage.....	47.1	51.5
NET PASSING YARDS	775	1669
average per attempt.....	8.9	5.5
average per completion.....	18.9	10.6
average per game.....	70.5	151.7
QBs sacked/yards lost.....	10/54	24/195
TOTAL OFFENSIVE PLAYS	707	773
TOTAL NET YARDS	3540	3106
AVERAGE GAIN PER PLAY	5.0	4.0
AVERAGE PER GAME	321.8	282.4
FUMBLES-LOST.....	45-25	25-11
PENALTIES/YARDS.....	60/496	62/506
TURNOVERS (Margin: -3/-0.27).....	29	26
TOTAL RETURN YARDS	734	370
Punt Returns: No-Yards.....	33-331	26-190
Interceptions: No-Yards.....	15-179	7-123
Misc. (Fum/Blk. FG) Returns.....	1-4	1-1
KICKOFF RETURNS: No-Yards.....	32-681	29-707
average per return.....	21.3	24.4
PUNTS/Average.....	57/45.6	72/42.4
DEFENSIVE/tackles for loss	87-342	67-252
quarterback sacks/yards.....	24/195	10/54
quarterback hurries.....	91	23
passes broken up.....	57	12
forced fumbles.....	16	20
BLOCKED KICKS.....	0	0
TIME OF POSSESSION (Avg.).....	29:26	30:34
TIMES PENETRATED OPP. 20.....	30	29
scores/td,fg.....	25/20.5	25/14.11
TOUCHDOWNS.....	30	17
by rushing.....	26	12
by passing.....	4	4
by return.....	0	1
PAT Kicks.....	29-30	14-14
2-Pt. PAT.....	0-0	0-3
Field Goals.....	8-17	18-21
Safeties.....	0	1
TOTAL POINTS	233	172
average per game.....	21.2	15.6

RUSHING									
Player	G	Att	Gain	Loss	NET	Avg.	TD	Long	
O.C. Oliver.....	11	136	704	36	668	4.9	6	51	
A. Weatherspoon.....	11	116	584	3	581	5.0	4	25t	
M. Hatcher.....	10	155	698	146	552	3.6	4	55t	
E. Kissick.....	11	53	230	6	224	4.2	1	24	
S. Smith.....	10	48	207	17	190	4.0	3	19	
M. Walters.....	5	35	197	20	177	5.1	2	34t	
M. Marquez.....	11	44	185	11	174	4.0	3	17	
J. Campbell.....	10	5	145	0	145	29.0	2	41	
M.J. Nelson.....	11	9	51	6	45	5.0	0	18	
A. Strait.....	3	6	21	0	21	3.5	0	6	
C. Jones.....	5	7	19	0	19	2.7	1	10	
R. Wheeler.....	1	2	7	0	7	3.5	0	7	
L. Carl.....	11	1	0	11	-11	-11.0	0	-11	
B. Helton.....	11	3	0	27	-27	-9.0	0	-4	

RECEIVING									
Player	G	No.	Yards	Avg.	TD	Long			
L. Carl.....	11	9	171	19.0	2	52t			
J. Embree.....	11	8	153	19.1	0	68			
M. Marquez.....	11	7	205	29.3	0	52			
D. Ferrando.....	10	6	75	12.5	0	19			
J. Collins.....	2	4	69	17.3	0	26			
O.C. Oliver.....	11	4	61	15.3	2	23t			
M. Pruitt.....	11	1	17	17.0	0	17			
T. Wolf.....	10	1	16	16.0	0	16			
A. Weatherspoon.....	11	1	8	8.0	0	8			

SCORING									
Player	G	Tot	Ru	Re	Rt	PAT	EP-A	FG-A	PTS
D. DeLine.....	10	0	0	0	0	0-0	28-29	8-17	52
O.C. Oliver.....	11	8	6	2	0	0-0	0-0	0-0	48
M. Hatcher.....	10	4	4	0	0	0-0	0-0	0-0	24
A. Weatherspoon.....	11	4	4	0	0	0-0	0-0	0-0	24
M. Marquez.....	11	3	3	0	0	0-0	0-0	0-0	18
S. Smith.....	10	3	3	0	0	0-0	0-0	0-0	18
J. Campbell.....	10	2	2	0	0	0-0	0-0	0-0	12
L. Carl.....	10	2	0	2	0	0-0	0-0	0-0	12
M. Walters.....	5	2	2	0	0	0-0	0-0	0-0	12
C. Jones.....	5	1	1	0	0	0-0	0-0	0-0	6
E. Kissick.....	11	1	1	0	0	0-0	0-0	0-0	6
K. Culbertson.....	3	0	0	0	0	0-0	1-1	0-0	1

PUNTING									
Player	G	No.	Yards	Avg.	Long	In	had	Net	
B. Helton.....	11	57	2599	45.6	68	17	20	0	42.3

PUNT RETURNS									
Player	G	No.	Yards	Avg.	TD	Long			
J. Collins.....	2	4	51	12.8	0	26			
L. Carl.....	11	1	10	10.0	0	10			
J. Campbell.....	10	26	254	9.8	0	27			
D. Ferrando.....	10	2	16	8.0	0	15			

KICKOFF RETURNS									
Player	G	No.	Yards	Avg.	TD	Long			
M.J. Nelson.....	11	21	519	24.7	0	35			
K. Pontiflet.....	9	4	82	20.5	0	42			
J.J. Collins.....	2	2	38	19.0	0	25			
E. Kissick.....	11	2	24	12.0	0	14			
S. Beck.....	10	1	9	9.0	0	9			
J. Embree.....	11	1	9	9.0	0	9			
D. DeLuzio.....	7	1	0	0.0	0	0			

INTERCEPTIONS									
Player	G	No.	Yards	Avg.	TD	Long			
S. Wilcots.....	11	3	75	25.0	0	66			
D. Schubeck.....	11	3	18	6.0	0	11			
J. Nairn.....	11	2	29	14.5	0	19			
D. Tate.....	11	2	12	6.0	0	12			
B. Remington.....	11	2	11	5.5	0	11			
R. Rogers.....	11	1	30	30.0	0	30			
T. Wolf.....	7	1	4	4.0	0	4			
C. Smith.....	11	1	0	0.0	0	0			

FIELD GOALS									
Player	10-19	20-29	30-39	40-49	50+	Total	Long		
D. DeLine.....	0-0	3-3	2-4	2-5	1-5	8-17	57		
Opponents.....	1-1	8-8	4-5	1-3	4-4	18-21	62		

TACKLE LEADERS									
Player	G	UT	AT	—	Tot	TFL	QBS	PBU	
B. Remington.....	11	58	69	—	127				



1987

7-4 4-3-0 (4th Big 8)

	Result	Attend	Rank	CU	Rushing	Passing	Tot Off	Opp	Rushing	Passing	Tot Off	TV				
	CU	Opp	FD	att	yds	at	yds	FD	att	yds	no	yds				
S 12 OREGON	L 7-10	40,521	—	19	52 267	18- 7-2	87 0	70 354	15	46 102	0	24-16-0	175 1	70 277	KCNC (I)	
S 19 STANFORD	W 31-17	45,073	—	27	80 413	9- 3-1	60 0	89 473	15	21 72	0	33-17-2	207 2	54 279	KCNC (I)	
S 26 WASHINGTON STATE	W 26-17	43,527	—	21	70 425	2- 1-0	30 0	75 455	22	34 79	0	52-28-2	264 2	86 343		
O 3 at Colorado State	W 29-16	38,129	—	14	54 250	3- 6-4	139 1	60 389	21	28 69	0	48-30-3	398 2	76 467		
O 10 *at Oklahoma State	L 17-42	42,800	—	19	21 53	216 2	21- 8-3	125 0	74 341	21	44 137	3	28-21-1	257 2	72 394	
O 17 *KANSAS	W 35-10	43,514	—	26	73 421	4- 10-6	125 1	83 546	15	39 84	0	26-11-2	204 1	65 288	KCNC (I)	
O 24 *at Oklahoma (N)	L 6-24	75,004	—	1	12 54	158 0	12- 4-0	55 0	66 213	16	63 358	3	6- 3-0	54 0	69 412	ESPN
O 31 *at Iowa State	W 42-10	34,920	—	23	63 413	5- 10-5	101 1	73 514	16	38 100	1	29-16-1	139 0	67 239		
N 7 *MISSOURI	W 27-10	44,050	—	19	54 325	2- 9-3	67 1	63 392	18	52 183	0	20- 5-1	52 1	72 235	KCNC (I)	
N 21 *at Kansas State	W 41- 0	12,500	—	24	68 335	5- 9-6	93 0	77 428	10	31 116	0	20- 6-1	61 0	51 177		
N 28 *NEBRASKA	L 7-24	52,026	—	5	14 44	147 0	14- 5-2	79 1	58 226	22	62 419	3	6- 1-1	3 0	68 422	ESPN

Head Coach: Bill McCartney. **Assistant Coaches:** Lou Tepper (AHC/DC/ILB), Gerry DiNardo (OC/TE), Gary Barnett (QB/FB), Mike Barry (OL), Steve Bernstein (DB), Don Frease (WR), Mike Hankwitz (OLB), Oliver Lucas (RB), Ron Vanderlinden (DL).

Usual Lineup: Offense (Wishbone)—SE Drew Ferrando/Lance Carl, LT Pat Ryan, LG Joe Garten, C Erik Norgard, RG Chris Symington, RT Darrin Muilenburg, TE Troy Wolf/George Hemingway, QB Mark Hatcher/Sal Aunese, FB Michael Simmons/Erich Kissick, HB J.J. Flannigan, HB Eric Bieniemy. **Defense (3-4)**—DT Lee Brunelli/Arthur Walker, MG Kyle Rappold, DT Curt Koch, RLB Tom Reinhardt, ILB Michael Jones, ILB Eric McCarty, DLB Tom Stone/Kanavis McGhee, LC David Tate, SS Mickey Pruitt, FS Rodney Rogers, RC John Nairn, PR Jeff Campbell.

Specialists—PK Eric Hannah/Ken Culbertson, P Barry Helton.

Note: Many felt the 7-4 Buffaloes, ranked fourth in the nation in rushing, were snubbed when it came time to pass out the bowl invitations.

SCORE/QUARTERS	1	2	3	4	—	Total
COLORADO	57	111	49	51	—	268
Opponents	52	33	38	57	—	180

TEAM STATISTICS	Colorado	Opponents
FIRST DOWNS	220	191
by rushing	172	92
by passing	38	87
by penalty	10	12
FIRST DOWN PLAYS / Average	341/5.4	318/4.6
THIRD DOWN EFFICIENCY	75-166	63-159
percentage	45.2	39.6
FOURTH DOWN EFFICIENCY	5-14	6-14
percentage	35.7	42.9
RUSHING ATTEMPTS	665	458
yards gained	3662	1990
yards lost	292	271
NET RUSHING YARDS	3370	1719
average per rush	5.1	3.8
average per game	306.4	156.3
PASSING ATTEMPTS	123	292
passes completed	52	154
had intercepted	9	14
completion percentage	42.3	52.7
NET PASSING YARDS	961	1814
average per attempt	7.8	6.2
average per completion	18.5	11.8
average per game	87.4	164.9
QBs sacked/yards lost	14/90	21/108

TOTAL OFFENSIVE PLAYS	788	750
TOTAL NET YARDS	4331	3533
AVERAGE GAIN PER PLAY	5.5	4.7
AVERAGE PER GAME	393.7	321.2
FUMBLES-LOST	31-16	37-12
PENALTIES/YARDS	71/613	75/599
TURNOVERS (Margin: +1/+0.09)	25	26
TOTAL RETURN YARDS	313	299
Punt Returns: No-Yards	28-199	19-148
Interceptions: No-Yards	14-94	9-87
Misc. (Fum/Blk. FG) Returns	0-0	0-0
KICKOFF RETURNS: No-Yards	24-521	34-467
average per return	21.7	13.7
PUNTS/Average	44/43.6	62/37.9
DEFENSIVE/tackles for loss	61-228	64-220
quarterback sacks/yards	21/108	14/90
quarterback hurries	55	17
passes broken up	63	21
forced fumbles	17	14
BLOCKED KICKS	1	1
TIME OF POSSESSION (Avg.)	31:57	28:03
TIMES PENETRATED OPP. 20	48	24
scores/td,fg	35/25,10	18/13,5
TOUCHDOWNS	34	22
by rushing	28	10
by passing	5	11
by return	1	1
PAT Kicks	31-33	21-22
2-Pt. PAT	0-1	0-0
Field Goals	11-22	9-15
Safeties	0	0
TOTAL POINTS	268	180
average per game	24.4	16.4

RUSHING	G	Att	Gain	Loss	NET	Avg.	TD	Long
S. Aunese	9	122	707	95	612	5.0	6	54
E. Kissick	10	97	585	1	584	6.0	3	44
E. Bieniemy	11	104	565	57	508	4.9	5	57
J.J. Flannigan	11	76	424	37	387	5.1	3	53t
M. Hatcher	10	81	417	78	339	4.2	2	44
M. Simmons	9	69	334	2	332	4.8	4	34t
O.C. Oliver	10	38	142	2	140	3.7	0	10
M. Pritchard	6	17	120	3	117	6.9	0	22
M. Marquez	10	18	117	2	115	6.4	0	26
J. Campbell	11	7	100	0	100	14.3	1	31
R. Wheeler	6	24	82	15	67	2.8	3	14
S. Smith	10	8	43	0	43	5.4	1	15
M.J. Nelson	11	1	17	0	17	17.0	0	17
S. DeGoler	1	1	4	0	4	4.0	0	4
J. Collins	6	1	3	0	3	3.0	0	3
D. Pisani	1	1	2	0	2	2.0	0	2

RECEIVING	G	No.	Yards	Avg.	TD	Long
L. Carl	11	15	270	18.0	0	36
E. Bieniemy	11	10	186	18.6	1	34t
D. Ferrando	11	9	242	26.9	3	79t
G. Hemingway	9	4	72	18.0	1	33
J.J. Flannigan	11	4	56	14.0	0	24
O.C. Oliver	10	4	52	13.0	0	20
J. Campbell	11	3	50	16.7	0	17
M.J. Nelson	11	2	22	11.0	0	13
J. Collins	6	1	11	11.0	0	11

SCORING	Touchdowns				2Pt.	PAT				FG-A				PTS
Player	G	Tot	Ru	Re	Rt	PA	EP-A	FG-A	PTS					
S. Aunese	9	6	6	0	0	0-1	0-0	0-0	36					
E. Bieniemy	11	6	5	1	0	0-0	0-0	0-0	36					
E. Hannah	6	0	0	0	0	0-0	16-17	4-5	28					
M. Simmons	9	4	4	0	0	0-0	0-0	0-0	24					
K. Culbertson	11	0	0	0	0	0-0	6-7	4-13	18					
D. Ferrando	11	3	0	3	0	0-0	0-0	0-0	18					
J.J. Flannigan	11	3	3	0	0	0-0	0-0	0-0	18					
R. Wheeler	6	3	3	0	0	0-0	0-0	0-0	18					
E. Kissick	10	3	3	0	0	0-0	0-0	0-0	18					
D. DeLine	3	0	0	0	0	0-0	9-9	3-4	18					
M. Hatcher	10	2	2	0	0	0-0	0-0	0-0	12					
G. Hemingway	9	1	0	1	0	0-0	0-0	0-0	6					
J. Campbell	11	1	1	0	0	0-0	0-0	0-0	6					
M. Pruitt	11	1	0	0	1	0-0	0-0	0-0	6					
S. Smith	11	1	1	0	0	0-0	0-0	0-0	6					

PASSING	G	Att	Com	Int	Pct.	Yards	—avg. per—	TD	Long	Sacked	TOTAL OFFENSE			
Player							att.	comp.			Att.	Yds	Avg.	
S. Aunese	9	51	23	1	45.1	522	10.2	22.7	3	79t	8/43	173	1134	6.6
M. Hatcher	10	52	22	6	42.3	330	6.3	15.0	1	32	5/39	133	669	5.0
R. Wheeler	6	14	5	1	35.7	71	5.1	14.2	0	17	1/ 8	38	138	3.6
L. Carl	11	1	1	0	100.0	34	34.0	34.0	1	34t	0/ 0	1	34	34.0
O.C. Oliver	10	2	1	0	50.0	4	2.0	4.0	0	4	0/ 0	40	144	3.6
E. Bieniemy	11	1	0	0	0.0	0	0.0	0.0	0	0	0/ 0	105	510	4.9
M. Marquez	10	1	0	0	0.0	0	0.0	0.0	0	0	0/ 0	19	115	6.0
B. Helton	11	1	0	1	0.0	0	0.0	0.0	0	0	0/ 0	1	0	0.0

NCAA Ratings: Aunese 146.6, Hatcher 78.9.

PUNTING	G	No.	Yards	Avg.	Long	In	had	Net	
Player						20	50+	blk	Avg.
B. Helton	11	40	1758	44.0	58	13	6	0	40.3
K. English	2	4	160	40.0	42	0	0	0	40.0

PUNT RETURNS	G	No.	Yards	Avg.	TD	Long
J. Campbell	11	20	169	8.5	0	43
J. Collins	6	7	31	4.4	0	8
D. Ferrando	11	1	-1	-1.0	0	-1

KICKOFF RETURNS	G	No.	Yards	Avg.	TD	Long
J. Collins	6	8	191	23.9	0	35
M.J. Nelson	11	9	197	21.9	0	38
D. McCloughan	5	6	120	20.0	0	27
J.J. Flannigan	11	1	13	13.0	0	13

INTERCEPTIONS	G	No.	Yards	Avg.	TD	Long
M. Pruitt	11	5	27	5.2	1	18t
J. Nairn	11	3	22	7.3	0	20
D. Tate	11	2	3	1.5	0	3
M. Jones	11	1	17	17.0	0	17
E. McCarty	11	1	10	10.0	0	10
R. Rogers	11	1	10	10.0	0	10
D. McCloughan	5	1	5	5.0	0	3

FIELD GOALS	10-19	20-29	30-39	40-49	50+	Total	Long
E. Hannah	0-0	1-1	3-4	0-0	0-0	4-5	35
D. DeLine	0-0	1-1	2-3	0-0	0-0	3-4	37
K. Culbertson	0-0	3-3	0-2	0-2	1-6	4-13	52
Opponents	0-0	2-2	2-4	3-5	2-4	9-15	54

TACKLE LEADERS	G	UT	AT	— Tot	TFL	QBS	PBU
E							



1988 8-4 4-3-0 (4th/Big 8)

	Result	Attend	Rank	CU	Rushing	Passing	Tot Off	Opp	Rushing	Passing	Tot Off	TV	
	CU	Opp	FD	att	yds	at	c	FD	att	yds	at		
S 10 FRESNO STATE	W 45-3	32,417	—	20	66	446	4	7-3-0	62	2	73	508	11 27 97 0 33-16-2 80 0 60 177 KCNC (I)
S 17 at Iowa	W 24-21	67,700	—	19	17	57	258	3	8-5-0	116	0	65	374 21 38 75 1 38-21-1 269 1 76 344
S 24 OREGON STATE	W 28-21	41,297	—	16	51	308	4	9-6-0	190	0	60	498	23 32 119 1 38-27-0 353 2 70 472
O 1 at Colorado State	W 27-23	33,979	—	13	43	124	1	20-7-0	156	1	63	280	18 41 219 1 40-20-2 234 1 81 453
O 8 *OKLAHOMA STATE	L 21-41	41,854	—	13	24	52	241	3	19-8-2	149	0	71	390 19 51 238 5 24-13-0 202 0 75 440 KCNC (I)
O 15 *at Kansas	W 21-9	22,500	—	19	64	310	3	4-0-0	0	0	68	310	22 44 113 0 35-18-1 265 0 79 378 KCNC (I)
O 22 *OKLAHOMA (N)	L 14-17	49,716	—	9	16	40	155	1	18-8-1	184	0	58	339 22 70 360 2 6-1-0 19 0 76 379 ESPN
O 29 *IOWA STATE	W 24-12	37,241	—	18	56	339	3	10-4-2	71	0	66	410	21 41 180 0 29-16-6 134 0 70 314 KCNC (I)
N 5 *at Missouri	W 45-8	36,931	—	27	72	328	6	9-7-0	151	0	81	479	14 42 207 1 17-6-1 144 0 59 351
N 12 *at Nebraska	L 0-7	76,359	19	7	13	51	193	0	11-1-0	43	0	62	236 16 55 278 1 9-2-0 18 0 64 296 KCNC (I)
N 19 *KANSAS STATE	W 56-14	32,617	—	23	62	393	6	10-5-2	162	2	72	555	19 36 75 0 44-22-4 269 2 80 344 KCNC (I)
D 29 #Brigham Young (N)	L 17-20	35,941	—	20	60	273	2	15-5-2	64	0	75	337	23 42 152 0 28-15-1 168 2 70 320 Raycom

#—Freedom Bowl at Anaheim, Calif.
Head Coach: Bill McCartney. **Assistant Coaches:** Gerry DiNardo (OC/TE), Mike Hankwitz (DC/ILB), Gary Barnett (QB/FB), Mike Barry (OL), Don Frease (WR), Oliver Lucas (RB), Bob Simmons (OLB), Ron Vanderlinden (DL), Zaven Yarialian (DB).
Usual Lineup: Offense (Wishbone/I-formation)—SE Jo Jo Collins/Jeff Campbell, LT Bill Coleman, LG Joe Garten, C Erik Norgard, RG Darrin Muilenburg, RT Mark VanderPoel, TE John Perak, QB Sal Aunese, FB Erich Kissick, HB Mike Pritchard/J.J. Flannigan, HB Eric Bieniemy. **Defense (3-4)**—OLB Alfred Williams, DT Arthur Walker, NT Tom Reinhardt/Brad Robinson, DT Okland Salavea/Cole Hayes, OLB Kanavis McGhee, ILB Don DeLuzio, ILB Michael Jones, LC Keith Pontiffet/Deon Figures, SS Tim James, FS Bruce Young, RC Dave McCloughan. **Specialists**—PK Ken Culbertson, P Keith English.
Note: The eight wins were the most in 12 seasons, dating back to 1976 when CU posted a similar record.

SCORE/QUARTERS	1	2	3	4	—	Total
COLORADO	92	76	55	82	—	305
Opponents	40	54	56	26	—	176

TEAM STATISTICS	Colorado	Opponents
FIRST DOWNS	206	206
by rushing	149	113
by passing	44	83
by penalty	13	10
FIRST DOWN PLAYS / Average	323/5.9	340/5.1
THIRD DOWN EFFICIENCY	59-153	60-167
percentage	38.6	35.9
FOURTH DOWN EFFICIENCY	8-14	5-13
percentage	57.1	38.5
RUSHING ATTEMPTS	614	477
yards gained	3403	2236
yards lost	308	275
NET RUSHING YARDS	3095	1961
average per rush	5.0	4.1
average per game	281.4	178.3
PASSING ATTEMPTS	125	313
passes completed	54	162
had intercepted	7	17
completion percentage	43.2	51.8
NET PASSING YARDS	1284	1987
average per attempt	10.3	6.3
average per completion	23.8	12.3
average per game	116.7	180.6
QBs sacked/yards lost	15/81	25/167
TOTAL OFFENSIVE PLAYS	739	790
TOTAL NET YARDS	4379	3948
AVERAGE GAIN PER PLAY	5.9	5.0
AVERAGE PER GAME	398.1	358.9
FUMBLES-LOST	33-16	22-12
PENALTIES/YARDS	68/535	66/569
TURNOVERS (Margin: +6/+0.55)	23	29
TOTAL RETURN YARDS	508	221
Punt Returns: No-Yards	30-279	20-109
Interceptions: No-Yards	17-229	7-64
Misc. (Fum/Blk. FG) Returns	0-0	1-48
KICKOFF RETURNS: No-Yards	23-447	28-560
average per return	19.4	20.0
PUNTS/Average	55/42.2	63/40.1
DEFENSIVE/tackles for loss	64-266	62-251
quarterback sacks/yards	25/167	15/81
quarterback hurries	50	16
passes broken up	46	15
forced fumbles	15	15
BLOCKED KICKS	1	4
TIME OF POSSESSION (Avg.)	29:51	30:09
TIMES PENETRATED OPP. 20	42	31
scores/td,fg	37/30,7	21/12,9
TOUCHDOWNS	40	20
by rushing	34	12
by passing	5	6
by return	1	2
PAT Kicks	34-36	18-18
2-Pt. PAT	2-3	1-2
Field Goals	9-16	12-18
Safeties	0	0
TOTAL POINTS	305	176
average per game	27.8	16.0

RUSHING									
Player	G	Att	Gain	Loss	NET	Avg.	TD	Long	
E. Bieniemy	10	219	1290	47	1243	5.7	10	66t	
J.J. Flannigan	10	88	539	17	522	5.9	6	60	
S. Aunese	11	113	511	114	397	3.5	8	30	
E. Kissick	11	62	278	3	275	4.4	2	15	
M. Reliford	5	33	262	5	257	7.8	2	41	
D. Hagan	5	32	216	41	175	5.5	2	63	
G. Hemingway	11	26	105	0	105	4.6	2	22t	
J. Campbell	11	6	89	23	66	11.0	2	74t	
D. Arterberry	6	10	40	0	40	4.0	0	12	
M.J. Nelson	10	1	9	0	9	9.0	0	9	
M. Pritchard	11	6	20	11	9	1.5	0	9	
M. Walters	4	15	44	39	5	0.3	0	8	
C. Johnson	1	1	0	3	-3	-3.0	0	-3	
M. Wahler	1	2	0	5	-5	-2.5	0	-2	

RECEIVING						
Player	G	No.	Yards	Avg.	TD	Long
J. Campbell	11	15	466	31.1	1	90t
J. Collins	11	12	223	18.6	0	40
M. Pritchard	11	7	216	30.9	2	52
M.J. Nelson	10	7	146	20.9	0	34
J. Perak	11	4	82	20.5	0	43
T. Stone	8	3	68	22.7	1	31
E. Bieniemy	10	2	20	10.0	0	12
G. Hemingway	11	1	20	20.0	1	20t
E. Kissick	11	1	19	19.0	0	19
M. Henry	6	1	17	17.0	0	17
J.J. Flannigan	10	1	7	7.0	0	7

SCORING												
Player	G	Tot	Ru	Re	Rt	PAT	EP-A	FG-A	PTS			
E. Bieniemy	10	10	0	0	1	1	0-0	0-0	62			
S. Aunese	11	8	0	0	0	0-2	0-0	0-0	48			
K. Culbertson	11	0	0	0	0	0-0	19-20	6-11	37			
J.J. Flannigan	10	6	6	0	0	0-0	0-0	0-0	36			
J. Campbell	11	3	2	1	0	0-0	0-0	0-0	18			
G. Hemingway	11	3	2	1	0	0-0	0-0	0-0	18			
E. Hannah	3	0	0	0	0	0-0	8-8	3-5	17			
D. Hagan	5	2	2	0	0	0-0	0-0	0-0	12			
E. Kissick	11	2	2	0	0	0-0	0-0	0-0	12			
M. Pritchard	11	2	0	2	0	0-0	0-0	0-0	12			
M. Reliford	5	2	2	0	0	0-0	0-0	0-0	12			
P. Blottiaux	2	0	0	0	0	0-0	7-7	0-0	7			
D. DeLuzio	11	1	0	0	1	0-0	0-0	0-0	6			
T. Stone	8	1	0	1	0	0-0	0-0	0-0	6			
J. Perak	11	0	0	0	1	0-0	0-0	0-0	2			
Team	11	0	0	0	0	0-0	0-1	0-0	0			

PASSING														
Player	G	Att	Com	Int	Pct.	Yards	—avg. per—	TD	Long	Sacked	TOTAL OFFENSE			
							att.	comp.			Att.	Yds	Avg.	
S. Aunese	11	106	44	5	41.5	1004	9.5	22.8	2	67	10/59	219	1401	6.4
M. Walters	4	13	8	1	61.5	247	19.0	30.9	3	90t	3/13	28	252	9.0
D. Hagan	5	6	2	1	33.3	33	5.5	16.5	0	17	2/9	38	208	5.5

NCAA Ratings: Aunese 117.9, Walters 281.9.

PUNTING												
Player	G	No.	Yards	Avg.	Long	In	had	Net				
						20	50+	blk	Avg.			
K. English	11	51	2297	45.0	77	21	19	2	42.9			
M. Henry	6	1	30	30.0	30	0	0	0	30.0			
Team	11	3	-8	-2.7	11	0	0	0	-2.7			

PUNT RETURNS						
Player	G	No.	Yards	Avg.	TD	Long
J. Collins	11	16	163	10.2	0	42
J. Campbell	11	13	116	8.9	0	16
M. Pritchard	11	1	0	0.0	0	0

KICKOFF RETURNS						
Player	G	No.	Yards	Avg.	TD	Long
M.J. Nelson	10	12	265	22.1	0	39
M. Pritchard	11	4	78	19.5	0	35
J.J. Flannigan	10	4	55	13.8	0	21
M. Reliford	5	2	43	21.5	0	22
G. Hemingway	11	1	6	6.0	0	6

INTERCEPTIONS						
Player	G	No.	Yards	Avg.	TD	Long
T. James	11	3	30	10.0	0	26
D. DeLuzio	11	2	61	30.5	1	58t
D. Figures	10	2	57	28.5	0	32
G. Desmarais	6	2	23	11.5	0	15
T. Johnson	8	2	10	5.0	0	6
B. Young	11	1	43	43.0	0	43
B. Cowles	1	1	5	5.0	0	5
D. Brown	9	1	0	0.0	0	0
M. Jones	11	1	0	0.0	0	0
K. McGhee	10	1	0	0.0	0	0
T. Reinhardt	10	1	0	0.0	0	0

FIELD GOALS												
Player	10-19	20-29	30-39	40-49	50+	Total	Long					
K. Culbertson	0-0	3-3	1-1	2-4	0-3	6-11	48					
E. Hannah	0-0	3-3	0-0	0-2	0-0	3-5	29					
Opponents	0-0	6-8	3-5	2-3	1-2	12-18	52					

TACKLE LEADERS												
Player	G	UT	AT	—	Tot	TFL	QBS	PBU				
M. Jones	11											



1989

11-1 7-0-0 (1st/Big 8)

Table with columns: Rank, CU, Rushing, Passing, Tot Off, Opp, Rushing, Passing, Tot Off, TV. Rows include Texas (N), Colorado State, Illinois, Washington, Missouri, Iowa State, Kansas, Oklahoma, Nebraska, Oklahoma State, Kansas State, and Notre Dame (N).

#—Orange Bowl at Miami, Fla.

Head Coach: Bill McCartney. Assistant Coaches: Gerry DiNardo (OC/TE), Mike Hankwitz (DC/ILB), Gary Barnett (QB/FB), Mike Barry (OL), Don Frease (WR), Oliver Lucas (RB), Bob Simmons (OLB), Ron Vanderlinden (DL), Zaven Yaralian (DB).

Usual Lineup: Offense (I-bone)—WR Jeff Campbell, LT Bill Coleman, LG Joe Garten, C Jay Leeuwenburg, RG Darrin Muilenburg, RT Mark VanderPoel, TE John Perak, QB Darian Hagan, FB Erich Kissick, WB Mike Pritchard, TB Eric Bieniemy/J.J. Flannigan. Defense (3-4)—OLB Alfred Williams, LT Arthur Walker, NT Joel Steed, RT Okland Salavea, OLB Kanavis McGhee, ILB Terry Johnson, ILB Michael Jones, LC Dave McCloughan, SS Bruce Young, FS Tim James, RC David Gibbs. Specialists—PK Ken Culbertson, P Tom Rouen.

Notes: Following the first 11-0 regular season in school history, CU plays for its first ever chance for the national championship but comes up short in the Orange Bowl. The Buffs dedicated the season to senior quarterback Sal Aunese, who died Sept. 23 from complications due to stomach cancer.

SCORE/QUARTERS 1 2 3 4 -- Total. Colorado: 115 151 107 79 -- 452. Opponents: 41 32 21 56 -- 150.

TEAM STATISTICS. Colorado Opponents. FIRST DOWNS: 233 195. RUSHING ATTEMPTS: 666 400. NET RUSHING YARDS: 4090 1270. PASSING ATTEMPTS: 102 342. NET PASSING YARDS: 1111 2030. TOTAL OFFENSIVE PLAYS: 768 742. TOTAL NET YARDS: 5201 3300. AVERAGE PER GAME: 472.8 300.0. DEFENSIVE/tackles for loss: 80-359 60-175. TOTAL POINTS: 452 150.

RUSHING Player G Att Gain Loss NET Avg. TD Long. J.J. Flannigan: 11 164 1217 30 1187 7.2 18 70t. D. Hagan: 11 186 1132 128 1004 5.4 17 75. E. Bieniemy: 8 88 575 14 561 6.4 9 48.

RECEIVING Player G No. Yards Avg. TD Long. M. Pritchard: 11 12 292 24.3 2 40. M.J. Nelson: 11 9 266 29.6 2 48t. J. Campbell: 11 10 286 28.6 0 74.

SCORING Player Touchdowns 2Pt. PAT EP-A FG-A PTS. J.J. Flannigan: 11 18 18 0 0 0-0 0-0 0-0 108. D. Hagan: 11 17 17 0 0 0-0 0-0 0-0 102. K. Culbertson: 11 0 0 0 0 0-0 59-59 13-17 98.

PASSING Player G Att-Com-Int Pct. Yards --avg. per-- att. comp. TD Long Sacked TOTAL OFFENSE Att. Yds Avg. D. Hagan: 11 85- 48- 4 56.5 1002 11.8 20.9 4 74 9/52 271 2006 7.4.

PUNTING Player G No. Yards Avg. Long 20 50+ blk Avg. T. Rouen: 10 36 1651 45.9 63 14 13 0 43.8.

PUNT RETURNS Player G No. Yards Avg. TD Long. J. Campbell: 11 25 365 14.6 0 55. M.J. Nelson: 11 2 64 32.0 0 57. D. McCloughan: 11 2 35 17.5 0 24.

KICKOFF RETURNS Player G No. Yards Avg. TD Long. M. Pritchard: 11 10 284 28.4 0 77. M.J. Nelson: 11 9 217 24.1 0 50. D. Davis: 8 1 45 45.0 0 45. D. Gibbs: 11 1 2 2.0 0 2.

INTERCEPTIONS Player G No. Yards Avg. TD Long. T. James: 11 4 33 8.3 0 19. B. Young: 11 3 12 4.0 0 8. D. McCloughan: 11 3 11 3.7 0 9. D. Gibbs: 11 2 23 11.5 0 23. R. Hutchins: 7 1 34 34.0 0 34. M. Jones: 11 1 26 26.0 0 26. R. Bradford: 7 1 13 13.0 0 13. S. Hanna: 9 1 6 6.0 0 6. D. Adkins: 8 1 1 1.0 0 1.

FIELD GOALS Player 10-19 20-29 30-39 40-49 50+ Total Long. K. Culbertson: 0-0 4-5 3-3 6-7 0-2 13-17 49. Opponents: 0-0 4-4 5-5 2-4 1-2 12-15 50.

TACKLE LEADERS Player G UT AT -- Tot TFL QBS PBU. M. Jones: 11 70 33 -- 103 6-12 1- 2 4. A. Williams: 11 58 23 -- 81 16-104 10½-92 5. K. McGhee: 11 46 29 -- 75 12-60 7-49 4. A. Walker: 11 38 24 -- 62 17-87 7-64 2. B. Young: 11 45 14 -- 59 0- 0 0- 0 2. T. Johnson: 11 41 17 -- 58 1- 2 0- 0 5. C. Brown: 11 45 5 -- 50 2- 4 0- 0 4. T. James: 11 37 13 -- 50 0- 0 0- 0 4. J. Steed: 11 36 12 -- 48 9-21 2-11 2. D. McCloughan: 11 30 8 -- 38 0- 0 0- 0 4. D. Gibbs: 11 21 14 -- 35 0- 0 0- 0 3. G. Howe: 11 21 13 -- 34 7-34 3½-30 1. O. Salavea: 11 15 10 -- 25 0- 0 0- 0 1. G. Thomas: 10 16 2 -- 18 0- 0 0- 0 3.



1990

11-1-1 7-0-0 (1st/Big 8)

		Result	Attend	Rank	CU	Rushing	Passing	Tot Off	Opp	Rushing	Passing	Tot Off	TV						
				CU	Opp	att	a - c - i	no	FD	att	a - c - i	no							
A 26	†Tennessee	T 31-31	33,485	5	8	18	55 368 3	19- 5-3	68	0	74 436	27	36 135 2	55-33-3	368	2	91	503	NBC
S 6	STANFORD (N)	W 21-17	50,669	6	—	18	55 253 3	18- 9-1	179	0	73 432	10	34 75 2	29-18-1	155	0	63	230	ESPN
S 15	at Illinois	L 22-23	64,351	9	21	11	42 178 1	16- 6-0	95	1	58 273	19	41 114 1	29-23-1	222	2	70	336	ABC
S 22	at Texas (N)	W 29-22	77,273	20	22	19	53 239 3	12- 7-0	160	1	65 399	21	44 141 1	28-15-1	153	1	72	294	ESPN
S 29	WASHINGTON	W 20-14	52,868	20	12	22	56 183 2	15- 8-1	179	0	71 362	17	32 122 1	34-16-3	190	1	66	312	PSN (r)
O 6	*at Missouri	W 33-31	46,856	12	—	16	53 330 3	18-10-0	151	1	71 481	18	27 87 1	34-19-1	326	3	61	413	KCNC (I)
O 13	*IOWA STATE	W 28-12	51,861	14	—	25	58 362 2	18-10-0	122	2	76 484	14	37 82 0	21-13-0	137	1	58	219	KCNC (I)
O 20	*at Kansas	W 41-10	40,000	14	—	21	52 328 3	12- 6-0	135	1	64 463	14	44 74 0	20-13-1	136	1	64	210	KCNC (I)
O 27	*OKLAHOMA	W 32-23	51,967	10	22	22	50 280 2	19- 8-0	180	2	69 460	17	49 174 2	22-11-1	221	1	71	395	CBS
N 3	*at Nebraska	W 27-12	76,464	9	3	15	54 166 4	12- 6-1	143	0	66 309	9	55 163 0	12- 2-1	69	1	67	232	ESPN
N 10	*OKLAHOMA STATE	W 41-22	51,873	4	—	21	47 207 1	24-12-2	237	4	71 444	19	40 143 1	33-15-3	219	2	73	362	KCNC (I)
N 17	*KANSAS STATE	W 64- 3	51,136	2	—	28	54 360 6	22-11-1	274	2	76 634	12	35 60 0	32-11-2	145	0	67	205	KCNC (I)
J 1	#Notre Dame (N)	W 10- 9	77,062	1	5	19	54 186 1	19- 9-0	109	0	73 295	18	35 123 1	31-13-3	141	0	66	264	NBC

†—Disneyland Pigskin Classic at Anaheim, Calif.; #—Orange Bowl at Miami, Fla.
Head Coach: Bill McCartney. **Assistant Coaches:** Gerry DiNardo (OC/TE), Mike Hankwitz (DC/DB), Gary Barnett (QB/FB), Mike Barry (OL), Brian Cabral (ILB), Don Frease (WR), Oliver Lucas (RB), Bob Simmons (OLB), Ron Vanderlinden (DL).

Usual Lineup: Offense (I-bone)—WR Mike Pritchard/Rico Smith, LT Ariel Solomon, LG Joe Garten, C Jay Leeuwenburg, RG Russ Heasley/Bryan Campbell, RT Mark VanderPoel, TE Jon Boman/Sean Brown, QB Darian Hagan/Charles Johnson, FB George Hemingway, WB Michael Simmons, TB Eric Bieniemy. **Defense (3-4)**—OLB Alfred Williams, LT Leonard Renfro/Marcellous Elder, NT Joel Steed, RT Garry Howe, OLB Kanavis McGhee, ILB Greg Biekert, ILB Chad Brown/Terry Johnson, LC Dave McCloughan, SS Tim James, FS Greg Thomas, RC Deon Figures. **Specialists**—PK Jim Harper, P Tom Rouen.

Notes: Colorado clinches its first national championship in football with the Orange Bowl win over Notre Dame. Alfred Williams wins the Butkus Award, becoming the first player in CU history to win one of college football's major postseason trophies. And unbeknownst to all involved at the time, CU gets a fifth down at Missouri to score the winning touchdown as time expired. In actuality, Colorado had two second downs when the marker and scoreboard did not change (and when factoring in reality, CU spiked the ball to stop the clock on what it thought was third down, and never would have called that play on fourth down).

SCORE/QUARTERS	1	2	3	4	—	Total
COLORADO	72	89	105	123	—	389
Opponents	78	42	36	64	—	220

TEAM STATISTICS	Colorado	Opponents
FIRST DOWNS	236	197
by rushing	155	82
by passing	76	106
by penalty	5	9
FIRST DOWN PLAYS / Average	363/6.5	340/4.6
THIRD DOWN EFFICIENCY	92-188	57-180
percentage	48.9	31.7
FOURTH DOWN EFFICIENCY	7-11	13-24
percentage	63.6	54.2
RUSHING ATTEMPTS	629	474
yards gained	3597	1774
yards lost	343	404
NET RUSHING YARDS	3254	1370
average per rush	5.2	2.9
average per game	271.2	114.2
PASSING ATTEMPTS	205	349
passes completed	98	189
had intercepted	9	18
completion percentage	47.8	54.2
NET PASSING YARDS	1923	2341
average per attempt	9.4	6.7
average per completion	19.6	12.4
average per game	160.3	195.1
QBs sacked/yards lost	24/144	41/231
TOTAL OFFENSIVE PLAYS	834	823
TOTAL NET YARDS	5177	3711
AVERAGE GAIN PER PLAY	6.2	4.5
AVERAGE PER GAME	431.4	309.3
FUMBLES-LOST	39-17	27-8
PENALTIES/YARDS	64/593	61/437
TURNOVERS (Margin: 0/0.00)	26	26
TOTAL RETURN YARDS	864	254
Punt Returns: No-Yards	40-595	18-173
Interceptions: No-Yards	18-245	9-81
Misc. (Fum/Blk. FG) Returns	1-14	0-0
KICKOFF RETURNS: No-Yards	29-499	41-765
average per return	17.2	18.7
PUNTS/Average	55/40.3	72/43.8
DEFENSIVE/tackles for loss	106-391	79-298
quarterback sacks/yards	41/231	24/144
quarterback hurries	85	28
passes broken up	48	25
forced fumbles	16	16
BLOCKED KICKS	4	5
TIME OF POSSESSION (Avg.)	30:36	29:24
TIMES PENETRATED OPP. 20	38	37
scores/td,fg	31/23.8	28/21.7
TOUCHDOWNS	49	26
by rushing	33	11
by passing	14	15
by return	2	0
PAT Kicks	44-44	15-23
2-Pt. PAT	0-5	1-5
Field Goals	15-23	14-21
Safeties	3	0
TOTAL POINTS	389	220
average per game	32.4	18.3

RUSHING									
Player	G	Att	Gain	Loss	NET Avg.	TD	Long		
E. Bieniemy	11	288	1713	85	1628	5.7	17	69t	
M. Pritchard	12	29	450	5	445	15.3	5	78t	
D. Hagan	12	138	639	197	442	3.2	5	37	
G. Hemingway	12	73	330	5	325	4.5	2	33	
C. Snowden	7	18	121	0	121	6.7	0	39	
J. Hill	11	15	92	1	91	6.1	0	20	
M. Simmons	12	14	63	0	63	4.5	0	12	
V. Joseph	4	13	55	0	55	4.2	0	16	
C.S. Johnson	12	28	74	37	37	1.3	2	18	
C.E. Johnson	6	1	26	0	26	26.0	1	26t	
D. Arterberry	5	7	25	2	23	3.3	0	9	
O.C. Oliver	4	2	9	0	9	4.5	1	8t	
M. Freeman	1	1	0	0	0	0.0	0	0	
R. Yago	1	1	0	5	-5	-5.0	0	-5	
R. Smith	5	1	0	6	-6	-6.0	0	-6	

RECEIVING									
Player	G	No.	Yards	Avg.	TD	Long			
M. Pritchard	12	28	733	26.2	6	70t			
G. Hemingway	12	14	217	15.5	2	38t			
E. Bieniemy	11	13	159	12.2	0	41			
R. Smith	12	12	358	29.0	1	85t			
J. Boman	10	9	97	10.7	0	30			
S. Brown	12	7	86	12.3	2	16			
M. Simmons	12	4	87	21.8	2	32t			
M. Henry	11	2	54	27.0	1	39t			
J. Hill	11	2	34	17.0	0	22			
C. Snowden	7	2	21	10.5	0	14			
D. Brown	12	2	11	5.5	0	7			
D. Hagan	12	1	25	25.0	0	25			
P. Rose	12	1	24	24.0	0	24			
A. Williams	12	1	17	17.0	0	17			

PUNTING									
Player	G	No.	Yards	Avg.	Long	In 20	had 50+	blk	Net Avg.
T. Rouen	12	54	2204	40.8	65	13	11	1	37.6
Team	12	1	14	14.0	14	0	0	0	14.0

PUNT RETURNS									
Player	G	No.	Yards	Avg.	TD	Long			
D. McCloughan	12	32	524	16.4	2	90t			
R. Smith	12	7	77	11.0	0	23			
M. Pritchard	12	1	-6	-6.0	0	-6			

KICKOFF RETURNS									
Player	G	No.	Yards	Avg.	TD	Long			
M. Pritchard	12	16	331	20.7	0	36			
E. Bieniemy	12	2	31	15.5	0	27			
D. Davis	12	7	89	12.7	0	34			
C.E. Johnson	6	1	23	23.0	0	23			
D. McCloughan	12	1	22	22.0	0	22			
R. Hutchins	12	1	3	3.0	0	3			
Team	12	1	0	0.0	0	0			

INTERCEPTIONS									
Player	G	No.	Yards	Avg.	TD	Long			
T. James	12	6	57	9.5	0	25			
D. McCloughan	12	4	75	18.8	0	32			
P. Rose	6	2	61	30.5	0	36			
D. Gibbs	9	2	38	19.0	0	22			
G. Thomas	12	2	17	8.5	0	17			
D. Figures	12	2	7	3.5	0	7			

FIELD GOALS									
Player	10-19	20-29	30-39	40-49	50+	Total	Long		
J. Harper	0-0	3-4	5-7	4-6	2-5	14-22	54		
P. Blottiaux	0-0	0-0	0-0	1-1	0-0	1- 1	47		
Opponents	0-0	7-9	1-3	6-8	0-1	14-21	47		

SCORING									
Player	G	Tot	Ru	Re	Rt	PAT	EPA	FG-A	PTS
E. Bieniemy	11	17	17	0	0	0-0	0-0	0-0	102
J. Harper	12	0	0	0	0	0-0	41-41	14-22	83
M. Pritchard	12	11	5	6	0	0-0	0-0	0-0	66
D. Hagan	12	5	5	0	0	0-0	0-0	0-0	30
G. Hemingway	12	4	2	2	0	0-0	0-0	0-0	24
S. Brown	12	2	0	2	0	0-0	0-0	0-0	12
C.S. Johnson	12	2	2	0	0	0-1	0-0	0-0	12
D. McCloughan	12	2	0	0	2	0-0	0-0	0-0	12
M. Simmons	12	2	0	2	0	0-0	0-0	0-0	12
P. Blottiaux	12	0	0	0	0	0-0	3-3	1-1	6
M. Henry	12	1	0	1	0	0-0	0-0	0-0	6
C.E. Johnson	6	1	1	0	0	0-0	0-0	0-0	6
O.C. Oliver	4	1	1	0	0	0-0	0-0	0-0	6
R. Smith	12	1	0	1	0</				



1991

8-3-1 6-0-1 (1st/Big 8)

Table with columns: Rank, CU, Opp, Rushing, Passing, Tot Off, Opp, Rushing, Passing, Tot Off, TV. Rows list games against Wyoming, Baylor, Minnesota, Stanford, Missouri, Oklahoma, Kansas State, Nebraska, Oklahoma State, Kansas, Iowa State, and Alabama.

#-Blockbuster Bowl at Miami, Fla.

Head Coach: Bill McCartney. Assistant Coaches: Gary Barnett (OC/QB/FB), Mike Hankwitz (DC/ST), Mike Barry (OL), Greg Brown (DB), Brian Cabral (ILB), Ben Gregory (RB), Bob Simmons (OLB), Les Steckel (WR), Ron Vanderlinden (DL).

Usual Lineup: Offense (I-bone)—WR Rico Smith/Charles Johnson, LT Craig Anderson, LG Clint Moore, C Jay Leeuwenburg, RG Roger Ivey/Dolyn Jackson, RT Jim Hansen, TE Sean Brown, QB Darian Hagan, FB James Hill, WB Mark Henry/Michael Westbrook, TB Kent Kahl/Lamont Warren. Defense (3-4)—OLB Ron Woolfork, LT Leonard Renfro, NT Joel Steed, RT Marcellous Elder/Brian Dyet, OLB Chad Brown, ILB Greg Biekert, ILB Jon Knutson/Ted Johnson, LC Deon Figures, SS Eric Hamilton, FS Greg Thomas, RC Ronnie Bradford. Specialists—PK Jim Harper, P Mitch Berger.

Note: The tie against Nebraska snaps CU's 19-game winning streak in Big Eight games, as the Buffs and Huskers tie for the league title, Colorado's third straight conference crown.

SCORE/QUARTERS table with columns 1, 2, 3, 4, Total. Rows for Colorado and Opponents.

TEAM STATISTICS

Table with columns Colorado, Opponents. Rows include First Downs, Rushing Attempts, Passing Attempts, Net Passing Yards, Total Offensive Plays, Total Net Yards, Average Gain per Play, Average per Game, Fumbles-Lost, Penalties/Yards, Turnovers, Total Return Yards, Kickoff Returns, Punt Returns, Interceptions, Blocked Kicks, Time of Possession, Times Penetrated Opp. 20, Touchdowns, PAT Kicks, 2-Pt. PAT, Field Goals, Safeties/Defensive PAT, Total Points, Average per Game.

RUSHING

Table with columns Player, G, Att, Gain, Loss, NET, Avg., TD, Long. Rows list players like L. Warren, D. Hagan, J. Hill, K. Kahl, K. Stewart, V. Joseph, S. Phillips, D. Brooks, M. Bell, R. Smith, M. Westbrook, D. Arterberry, K. Bussey, E. Mitchell, M. Berger, C. Johnson, C. Snowden, D. Collier, T. Senna.

RECEIVING

Table with columns Player, G, No., Yards, Avg., TD, Long. Rows list players like S. Brown, M. Westbrook, M. Henry, C. Johnson, R. Smith, L. Warren, S. Phillips, J. Hill, S. Embree, C. Fauria, R. James, K. Kahl, D. Hagan, E. Mitchell.

SCORING

Table with columns Player, Touchdowns (G, Tot, Ru, Re, Rt), 2Pt. PAT, EP-A, FG-A, PTS. Rows list players like J. Harper, L. Warren, M. Westbrook, S. Brown, J. Hill, K. Kahl, D. Hagan, C. Fauria, M. Henry, R. Smith, P. Blottiaux, C. Hudson, C. Johnson, V. Joseph, E. Mitchell, T. Senna, K. Stewart, *G. Biekert, M. Berger, Team.

(*—scored one defensive extra point.)

PASSING

Table with columns Player, G, Att-Com-Int, Pct., Yards. Rows list players like D. Hagan, V. Joseph, M. Westbrook, R. James, K. Stewart, L. Warren, M. Berger.

NCAA Ratings: Hagan 128.6, Joseph 128.2.

PUNTING

Table with columns Player, G, No., Yards, Avg., Long, 20, 50+, blk, Avg. Rows list M. Berger.

PUNT RETURNS

Table with columns Player, G, No., Yards, Avg., TD, Long. Rows list D. Hagan, C. Hudson, R. Smith.

KICKOFF RETURNS

Table with columns Player, G, No., Yards, Avg., TD, Long. Rows list C. Johnson, C. Hudson, E. Mitchell, K. Kahl, T. Senna.

INTERCEPTIONS

Table with columns Player, G, No., Yards, Avg., TD, Long. Rows list C. Hudson, T. Johnson, D. Figures, G. Thomas, G. Biekert, R. Bradford.

FIELD GOALS

Table with columns Player, 10-19, 20-29, 30-39, 40-49, 50+, Total, Long. Rows list J. Harper, P. Blottiaux, M. Berger, Opponents.

TACKLE LEADERS

Table with columns Player, G, UT, AT, Tot, TFL, QBS, PBU. Rows list G. Biekert, L. Brown, C. Renfro, R. Woolfork, E. Hamilton, J. Steed, G. Thomas, T. Johnson, B. Dyet, D. Figures, M. Elder, J. Knutson, R. Bradford, C. Hudson, J. Brunner, J. Hayward, R. Fisher.

—avg. per—

Table with columns att., comp., TD, Long, Sacked, TOTAL OFFENSE Att., Yds, Avg. Rows list D. Hagan, V. Joseph, M. Westbrook, R. James, K. Stewart, L. Warren, M. Berger.



1992

9-2-1 5-1-1 (2nd/Big 8)

	Result	Attend	Rank	CU	Rushing	Passing	Tot Off	Opp	Rushing	Passing	Tot Off	TV												
			CU	Opp	att	a-c-i	no	FD	att	a-c-i	no													
S 5	COLORADO STATE	W 37-17	52,164	12	—	22	34	134	0	36-21-1	409	4	70	543	11	45	267	2	23-10-0	115	0	68	382	KCNC (I)
S 12	at Baylor	W 57-38	34,202	12	—	26	43	130	3	32-26-1	405	4	75	535	11	31	83	1	20-6-0	262	3	51	345	KCNC (I)
S 19	at Minnesota	W 21-20	33,719	11	—	11	27	43	0	28-13-0	196	2	55	239	28	43	190	0	54-26-4	262	1	97	452	
S 26	IOWA	W 28-12	52,355	10	—	17	33	217	1	25-13-3	237	3	58	454	20	55	112	1	24-10-0	117	0	79	229	ABC (r)
O 8	*at Missouri (N)	W 6-0	37,183	9	—	19	37	123	0	45-24-2	335	0	82	458	11	33	58	0	30-12-2	129	0	63	187	ESPN
O 17	*OKLAHOMA (N)	T 24-24	52,454	7	—	23	29	27	1	50-33-5	418	2	79	445	14	41	160	1	15-10-3	147	0	56	307	ESPN
O 24	*KANSAS STATE	W 54-7	52,235	9	—	30	55	176	4	50-27-3	338	2	105	514	3	24	-24	0	23-7-2	40	0	47	16	KCNC (I)
O 31	*at Nebraska	L 7-52	76,287	t8	t8	9	22	8	1	34-12-3	136	0	56	144	20	77	373	5	14-4-0	55	2	91	428	ESPN
N 7	*OKLAHOMA STATE	W 28-0	51,559	16	—	20	51	150	2	31-20-0	200	2	82	350	8	35	44	0	23-5-5	74	0	58	118	KCNC (I)
N 14	*at Kansas	W 25-18	43,000	13	20	19	41	18	2	36-23-0	318	0	77	336	12	40	129	1	18-7-1	153	1	58	282	KCNC (I)
N 21	*IOWA STATE	W 31-10	49,133	11	—	19	37	112	1	31-20-2	279	3	68	391	15	50	205	0	13-8-1	107	1	63	312	KCNC (I)
J 1	#Syracuse	L 22-26	70,224	10	6	19	31	153	1	43-17-3	217	2	74	370	15	44	201	2	12-5-1	64	0	56	265	NBC

#—Fiesta Bowl at Tempe, Ariz.

Head Coach: Bill McCartney. **Assistant Coaches:** Mike Hankwitz (DC/OLB), Les Steckel (OC/QB), Mike Barry (OL), Greg Brown (DB), Brian Cabral (ILB), Karl Dorrell (WR), Ben Gregory (RB), Terry Lewis (OL/TE), Bob Simmons (DL).

Usual Lineup: Offense (One-back)—FL Erik Mitchell/T.J. Cunningham, TE Christian Fauria, LT Derek West, LG Roger Ivey/Clint Moore, C Bryan Stoltenberg, RG Craig Anderson/Chad Hammond, RT Jim Hansen, WB Michael Westbrook, WR Charles Johnson, QB Kordell Stewart/Koy Detmer, TB Lamont Warren/James Hill. **Defense (3-4)**—OLB Ron Woolfork, LT Leonard Renfro, NT Jeff Brunner/Darius Holland/Shannon Clavelle, RT Marcellous Elder, OLB Chad Brown, ILB Greg Biekert, ILB Ted Johnson/John Katovsch, LC Deon Figures, SS Dwayne Davis, FS Chris Hudson, RC Ronnie Bradford. **Specialists**—PK Pat Blottiaux, P Mitch Berger.

Notes: The Oct. 31 loss at Nebraska snapped a 25-game unbeaten streak in Big Eight Conference games for Colorado, the fourth longest in league history (CU was 23-0-2 in the stretch). That game was also the first meeting of teams tied for the same position in the AP poll.

SCORE/QUARTERS	1	2	3	4	—	Total
COLORADO	55	98	54	111	—	318
Opponents	16	58	76	48	—	198

TEAM STATISTICS	Colorado	Opponents
FIRST DOWNS	215	159
by rushing	72	89
by passing	130	58
by penalty	13	12
FIRST DOWN PLAYS / Average	358/4.4	307/4.1
THIRD DOWN EFFICIENCY	71-169	50-171
percentage	42.0	29.2
FOURTH DOWN EFFICIENCY	3-8	5-14
percentage	37.5	35.7
RUSHING ATTEMPTS	409	474
yards gained	1593	2076
yards lost	455	479
NET RUSHING YARDS	1138	1597
average per rush	2.8	3.4
average per game	103.5	145.2
PASSING ATTEMPTS	398	257
passes completed	232	105
had intercepted	20	18
completion percentage	58.3	40.9
NET PASSING YARDS	3271	1461
average per attempt	8.2	5.7
average per completion	14.1	13.9
average per game	297.4	132.8
QBs sacked/yards lost	39/304	41/311
TOTAL OFFENSIVE PLAYS	807	731
TOTAL NET YARDS	4409	3058
AVERAGE GAIN PER PLAY	5.5	4.2
AVERAGE PER GAME	400.8	278.0
FUMBLES-LOST	28-17	29-11
PENALTIES/YARDS	77/640	67/558
TURNOVERS (Margin: -8/-0.73)	37	29
TOTAL RETURN YARDS	796	594
Punt Returns: No-Yards	50-579	33-243
Interceptions: No-Yards	18-202	20-253
Misc. (Fum/Blk. FG) Returns	2-15	3-68
KICKOFF RETURNS: No-Yards	27-510	15-291
average per return	18.9	19.4
PUNTS/Average	54/46.2	84/43.6
DEFENSIVE/tackles for loss	113-470	89-443
quarterback sacks/yards	41/311	39/304
quarterback hurries	67	54
passes broken up	48	35
forced fumbles	15	17
BLOCKED KICKS	1	2
TIME OF POSSESSION (Avg.)	30:39	29:21
TIMES PENETRATED OPP. 20	43	27
scores/td,fg	35/25,10	18/10,8
TOUCHDOWNS	39	24
by rushing	15	11
by passing	22	8
by return	2	5
PAT Kicks	38-38	20-20
2-Pt. PAT	1-1	2-4
Field Goals	14-25	10-14
Safeties/Defensive PAT	1/0	0/0
TOTAL POINTS	318	198
average per game	28.9	18.0

RUSHING Player	G	Att	Gain	Loss	NET Avg.	TD	Long
L. Warren	11	148	593	81	512	3.5	8
J. Hill	11	107	428	24	404	3.8	5
R. Salaam	7	27	162	4	158	5.9	1
S. Phillips	11	22	86	1	85	3.9	0
M. Westbrook	11	2	13	0	13	6.5	0
K. Detmer	7	23	53	58	-5	-0.2	0
E. Mitchell	11	1	0	5	-5	-0.5	0
D. Tobin	11	19	52	58	-6	-0.3	0
K. Stewart	9	60	206	224	-18	-0.3	1

RECEIVING Player	G	No.	Yards	Avg.	TD	Long
M. Westbrook	11	76	1060	13.9	8	52t
C. Johnson	11	57	1149	20.2	5	92t
C. Fauria	11	31	326	10.5	5	37
T. Cunningham	11	16	171	10.7	0	23
R. Carruth	9	14	161	11.5	1	20t
L. Warren	11	12	131	10.9	0	31
E. Mitchell	11	10	125	12.5	0	31
J. Hill	11	4	56	14.0	1	19
D. Leomiti	10	3	49	16.3	1	39t
S. Embree	10	3	14	4.7	0	6
N. Barnett	11	2	9	4.5	1	5
G. Lindsey	11	1	14	14.0	0	14
G. Ford	4	1	7	7.0	0	7
R. Salaam	7	1	0	0.0	0	0
K. Detmer	7	1	-1	-1.0	0	-1

SCORING Player	Touchdowns			2Pt.		PAT			FG-A			PTS
	G	Tot	Ru	Re	Rt	PAT	EP-A	FG-A	PTS			
M. Westbrook	11	8	0	8	0	1-0	0-0	0-0	50			
L. Warren	11	8	8	0	0	0-0	0-0	0-0	448			
P. Blottiaux	7	0	0	0	0	0-0	22-22	8-13	46			
J. Hill	11	6	5	1	0	0-0	0-0	0-0	36			
M. Berger	11	0	0	0	0	0-0	16-16	6-12	34			
C. Johnson	11	5	0	5	0	0-0	0-0	0-0	30			
C. Fauria	11	5	0	5	0	0-0	0-0	0-0	30			
N. Barnett	11	1	0	1	0	0-0	0-0	0-0	6			
R. Carruth	9	1	0	1	0	0-0	0-0	0-0	6			
D. Davis	10	1	0	1	0	0-0	0-0	0-0	6			
D. Leomiti	10	1	0	1	0	0-0	0-0	0-0	6			
L. Renfro	11	1	0	1	0	0-0	0-0	0-0	6			
R. Salaam	7	1	1	0	0	0-0	0-0	0-0	6			
K. Stewart	9	1	1	0	0	0-1	0-0	0-0	6			

PASSING Player	G	Att	Com	Int	Pct.	Yards	—avg. per—	TD	Long	Sacked	TOTAL OFFENSE
							att. comp.				Att. Yds Avg.
K. Stewart	9	252	151	9	59.9	2109	8.4	14.0	12	65	312 2091 6.7
K. Detmer	7	117	67	10	57.3	962	8.2	14.4	8	92t	140 957 6.8
D. Tobin	11	28	13	1	46.4	186	6.6	14.3	2	39t	47 180 3.8
M. Berger	11	1	1	0	100.0	14	14.0	14.0	0	14	1 14 14.0

NCAA Ratings: Stewart 138.1, Detmer 131.6, Tobin 118.9.

PUNTING Player	G	No.	Yards	Avg.	Long	In	had	Net
						20	50+	blk Avg.
M. Berger	11	53	2493	47.0	74	9	21	1 42.5
Team	11	1	0	0.0	0	0	0	0.0

PUNT RETURNS Player	G	No.	Yards	Avg.	TD	Long
C. Johnson	11	4	90	22.5	0	42
D. Figures	10	42	479	11.4	0	37
C. Hudson	10	4	10	2.5	0	11

KICKOFF RETURNS Player	G	No.	Yards	Avg.	TD	Long
M. Westbrook	11	5	124	24.8	0	34
J. Hill	11	2	41	20.5	0	28
E. Mitchell	11	9	178	19.8	0	33
T. Cunningham	11	8	123	15.4	0	28
C. Fauria	11	2	30	15.0	0	16
S. Phillips	11	1	14	14.0	0	14

INTERCEPTIONS Player	G	No.	Yards	Avg.	TD	Long
D. Figures	10	6	21	3.5	0	14
C. Hudson	10	4	60	15.0	0	45
L. Renfro	11	2	25	12.5	1	18t
G. Lindsey	11	2	21	10.5	0	15
G. Biekert	11	1	38	38.0	0	38
D. Davis	10	1	31	31.0	1	31t
R. Bradford	11	1	6	6.0	0	6
J. Katovsch	7	1	0	0.0	0	0

FIELD GOALS Player	10-19	20-29	30-39	40-49	50+	Total	Long
P. Blottiaux	0-0	4-4	1-5	1-2	2-2	8-13	52
M. Berger	0-0	4-5	1-4	0-0	1-3	6-12	53
Opponents	0-0	4-4	6-6	0-1	0-3	9-13	37



1993

8-3-1 5-1-1 (2nd/Big 8)

Table with columns: Rank, CU, Rushing, Passing, Tot Off, Opp, Rushing, Passing, Tot Off, TV. Rows include games against Texas, Baylor, Stanford, Miami, Missouri, Oklahoma, Kansas State, Nebraska, and Fresno State.

#—Aloha Bowl at Honolulu, Hawai'i.

Head Coach: Bill McCartney (QB). Assistant Coaches: Bob Simmons (AHC/DL), Mike Hankwitz (DC/OLB), Elliot Uzelac (OC/OL), Greg Brown (DB), Brian Cabral (ILB), Karl Dorrell (WR), Jon Embree (TE), Ben Gregory (RB), Terry Lewis (OL).

Usual Lineup: Offense (One-back)—WR Charles Johnson, TE Christian Fauria, LT Tony Berti, LG Heath Irwin, C Bryan Stoltenberg, RG Chad Hammond/Craig Anderson, RT Derek West, TE Sean Embree, WR Michael Westbrook, QB Kordell Stewart, TB Lamont Warren/Rashaan Salaam. Defense (3-4)—OLB Ron Woolfork, LT Shannon Clavelle, NT Kerry Hicks, RT Darius Holland/Brian Dyet, OLB Sam Rogers, ILB Jon Knutson/Matt Russell, ILB Ted Johnson, LC Dalton Simmons, SS Greg Lindsey/Dwayne Davis, FS Chris Hudson, RC Dennis Collier. Specialists—PK/P Mitch Berger.

Note: The 16-16 tie at Kansas State marked the fourth straight year CU played a tie game, but it would also be the last in the program (overtime would be adopted in 1996).

SCORE/QUARTERS table with columns 1, 2, 3, 4, Total. Rows for Colorado and Opponents.

TEAM STATISTICS table with columns Colorado, Opponents. Rows include First Downs, Rushing Attempts, Net Rushing Yards, Passing Attempts, Net Passing Yards, Total Offensive Plays, Average Net Yards, Average Per Game, Fumbles-Lost, Penalties/Yards, Turnovers, Total Return Yards, Kickoff Returns, Punts/Average, Defensive/Tackles for Loss, Blocked Kicks, Time of Possession, Times Penetrated Opp, Touchdowns, Passing, PAT Kicks, Field Goals, Safeties/Defensive PAT, Total Points.

RUSHING table with columns Player, G, Att, Gain, Loss, NET Avg., TD, Long. Rows include L. Warren, R. Salaam, K. Stewart, J. Hill, C. Johnson, V. Joseph, D. Agnew, D. Tobin.

RECEIVING table with columns Player, G, No., Yards, Avg., TD, Long. Rows include C. Johnson, M. Westbrook, C. Fauria, L. Warren, R. Salaam, S. Embree, T. Cunningham, J. Kidd, G. Ford, M. Lepsis, J. Hill, D. Dennis.

SCORING table with columns Player, Touchdowns (G, Tot, Ru, Re, Rt), 2Pt. (PAT, EP-A, FGA), PTS. Rows include M. Berger, C. Johnson, R. Salaam, L. Warren, K. Stewart, J. Hill, M. Westbrook, C. Fauria, C. Hudson, J. Kidd, J. Blake, D. Tobin.

PASSING table with columns Player, G, Att-Com-Int, Pct., Yards, -avg. per- (att., comp.), TD, Long, Sacked, TOTAL OFFENSE (Att., Yds, Avg.). Rows include K. Stewart, V. Joseph, L. Warren, D. Tobin.

PUNTING table with columns Player, G, No., Yards, Avg., Long, In 20, had 50+, Net blk, Avg. Rows include M. Berger, J. Blake.

PUNT RETURNS table with columns Player, G, No., Yards, Avg., TD, Long. Rows include C. Hudson, C. Johnson, T. Cunningham, B. Anderson.

KICKOFF RETURNS table with columns Player, G, No., Yards, Avg., TD, Long. Rows include M. Westbrook, D. Collier, J. Kidd, T. Cunningham, R. Salaam.

INTERCEPTIONS table with columns Player, G, No., Yards, Avg., TD, Long. Rows include C. Hudson, D. Collier, M. Henriques, S. Clavelle, D. Davis, G. Lindsey.

FIELD GOALS table with columns Player, 10-19, 20-29, 30-39, 40-49, 50+, Total, Long. Rows include M. Berger, J. Blake, Opponents.

TACKLE LEADERS table with columns Player, G, UT, AT, Tot, TFL, QBS, PBU. Rows include T. Johnson, S. Rogers, M. Russell, S. Clavelle, D. Holland, G. Lindsey, D. Davis, J. Knutson, R. Woolfork, C. Hudson, K. Hicks, D. Collier, D. Simmons, B. Dyet.

PASSING table with columns Player, G, Att-Com-Int, Pct., Yards, -avg. per- (att., comp.), TD, Long, Sacked, TOTAL OFFENSE (Att., Yds, Avg.). Rows include K. Stewart, V. Joseph, L. Warren, D. Tobin.

NCAA Ratings: Stewart 126.5, Joseph 134.6.



1994

11-1 6-1 (2nd/Big 8)

	Result	Attend	Rank	CU	Rushing	Passing	Tot Off	Opp	Rushing	Passing	Tot Off	TV											
	CU	Opp	FD	att	yds	td	no	yds	att	yds	td	no	yds										
S 3 NE LOUISIANA	W 48-13	48,114	8	—	30	45	407	6	24-18-1	242	1	69	649	21	37	64	0	37-25-0	255	1	74	319	KCNC (I)
S 17 WISCONSIN (N)	W 55-17	53,457	7	10	20	45	171	4	18-10-0	277	3	63	448	22	46	264	0	31-14-4	146	2	77	410	ESPN
S 24 at Michigan	W 27-26	106,427	7	4	23	43	217	2	32-21-1	294	2	75	511	21	41	157	2	24-17-0	258	1	65	415	ABC (r)
O 1 at Texas	W 34-31	77,809	5	16	26	60	387	4	25-13-0	119	0	85	506	14	22	50	0	36-19-2	270	3	58	320	ABC (r)
O 8 *at Missouri	W 38-23	38,901	5	—	22	49	274	2	22-16-0	228	2	71	502	21	20	51	1	46-28-1	299	2	66	350	KCNC (I)
O 15 *OKLAHOMA (N)	W 45-7	53,199	4	22	20	49	273	6	18-11-1	156	0	67	429	14	35	40	0	38-19-4	225	1	73	265	ESPN
O 22 *KANSAS STATE (N)	W 35-21	52,955	2	19	21	52	339	5	18-10-1	136	0	70	475	21	31	72	3	41-24-2	363	0	72	435	ESPN
O 29 *at Nebraska	L 7-24	76,131	2	3	18	37	155	1	30-13-0	159	0	67	314	20	53	203	2	17-12-1	142	1	70	345	ABC
N 5 *OKLAHOMA STATE	W 17-3	51,059	7	—	15	37	206	1	22-13-0	193	1	59	399	16	44	165	0	28-14-2	181	0	72	346	KCNC (I)
N 12 *at Kansas	W 51-26	35,000	7	—	33	53	397	4	26-18-0	242	3	79	639	19	44	117	2	20-13-0	216	2	64	333	KCNC (I)
N 19 *IOWA STATE	W 41-20	46,113	7	—	25	47	380	5	21-14-0	196	0	68	576	15	48	73	1	19-14-0	170	0	67	243	KCNC (I)
J 2 #Notre Dame	W 41-24	73,968	4	—	18	39	246	4	21-12-0	226	1	60	472	22	45	149	0	35-18-1	259	3	80	408	NBC

#—Fiesta Bowl at Tempe, Ariz.

Head Coach: Bill McCartney. **Assistant Coaches:** Bob Simmons (AHC/DL), Mike Hankwitz (DC/OLB), Elliot Uzelac (OC/OL), Brian Cabral (ILB), Jon Embree (TE), Ben Gregory (RB), Chuck Heater (DB), Terry Lewis (OL), Rick Neuheisel (QB/WR).

Usual Lineup: Offense (One-back)—WR Rae Carruth, TE Christian Fauria, LT Tony Berti, LG Heath Irwin, C Bryan Stoltenberg, RG Chris Naeole, RT Derek West, TE Matt Lepsis/Desmond Dennis, WR Michael Westbrook, QB Kordell Stewart, TB Rashaan Salaam. **Defense (3-4)**—OLB Greg Jones, LT Shannon Clavelle, NT Kerry Hicks/Ryan Olson, RT Darius Holland, OLB Mike Phillips/Jon Knutson, ILB Matt Russell, ILB Ted Johnson, LC Chris Hudson, SS Donnell Leomiti, FS Steve Rosga, RC Dalton Simmons.

Specialists—PK Neil Voskeritchian, P Andy Mitchell.

Note: The season that featured "The Catch" (at Michigan), the Heisman Trophy for Rashaan Salaam, the Thorpe Award for Chris Hudson, the Big Eight's all-time total offense title for Kordell Stewart and the stunning retirement announcement by Bill McCartney following the Iowa State game.

SCORE/QUARTERS	1	2	3	4	—	Total
COLORADO	118	93	85	102	—	398
Opponents.....	43	36	81	51	—	211

TEAM STATISTICS	Colorado	Opponents
FIRST DOWNS.....	253	204
by rushing	154	76
by passing	91	111
by penalty.....	8	17
FIRST DOWN PLAYS / Average	360/7.2	330/5.0
THIRD DOWN EFFICIENCY.....	57-130	59-163
percentage.....	43.8	36.2
FOURTH DOWN EFFICIENCY.....	8-15	9-20
percentage.....	53.3	45.0
RUSHING ATTEMPTS.....	517	421
yards gained.....	3438	1582
yards lost.....	232	326
NET RUSHING YARDS.....	3206	1256
average per rush	6.2	3.0
average per game	291.5	114.2
PASSING ATTEMPTS.....	256	337
passes completed.....	157	199
had intercepted.....	4	16
completion percentage.....	61.3	59.1
NET PASSING YARDS.....	2242	2525
average per attempt.....	8.8	7.5
average per completion	14.3	12.7
average per game.....	203.8	229.5
QBs sacked/yards lost.....	20/142	31/137
TOTAL OFFENSIVE PLAYS.....	773	758
TOTAL NET YARDS.....	5448	3781
AVERAGE GAIN PER PLAY.....	7.0	5.0
AVERAGE PER GAME.....	495.3	343.7
FUMBLES-LOST	23-13	26-7
PENALTIES/YARDS.....	80/707	81/633
TURNOVERS (Margin: +6/+0.54)....	17	23
TOTAL RETURN YARDS.....	427	65
Punt Returns: No-Yards.....	32-287	11-64
Interceptions: No-Yards.....	16-130	4-1
Misc. (Fum/Blk. FG) Returns....	1-10	0-0
KICKOFF RETURNS: No-Yards.....	29-505	56-1206
average per return	17.4	21.5
PUNTS/Average.....	36/37.3	54/40.8
DEFENSIVE/tackles for loss.....	87-269	49-211
quarterback sacks/yards.....	31/137	20/142
quarterback hurries.....	47	35
passes broken up.....	46	28
forced fumbles.....	12	12
BLOCKED KICKS.....	1	1
TIME OF POSSESSION (Avg.).....	28:55	31:05
TIMES PENETRATED OPP. 20.....	53	37
scores/td,fg.....	48/40.8	27/19.8
TOUCHDOWNS.....	53	25
by rushing	40	11
by passing	12	13
by return.....	1	1
PAT Kicks.....	50-52	17-17
2-Pt. PAT.....	0-0	4-8
Field Goals.....	10-17	12-17
Safeties/Defensive PAT.....	0/0	0/0
TOTAL POINTS.....	398	211
average per game.....	36.2	19.2

RUSHING	G	Att	Gain	Loss	NET	Avg.	TD	Long
R. Salaam.....	11	298	2074	19	2055	6.9	24	67t
K. Stewart.....	11	122	818	179	639	5.2	7	60t
H. Troutman.....	10	49	259	15	244	5.0	8	17
L. Henry.....	7	25	118	5	113	4.5	1	12
R. Carruth.....	9	3	50	9	41	13.7	0	32
M. Westbrook.....	9	2	40	4	36	18.0	0	40
L. Merritt.....	11	6	26	0	26	4.3	0	7
M. Barnes.....	2	6	26	1	25	4.2	0	8
K. Detmer.....	6	3	16	0	16	5.3	0	8
K. Miller.....	8	2	8	0	8	4.0	0	5
V. Joseph.....	9	1	3	0	3	3.0	0	3

RECEIVING	G	No.	Yards	Avg.	TD	Long
M. Westbrook.....	9	36	689	19.1	4	64t
C. Fauria.....	11	35	356	10.2	3	37
R. Salaam.....	11	24	294	12.3	0	41
P. Savoy.....	9	17	283	16.6	1	60
R. Carruth.....	9	14	255	18.2	2	67t
J. Kidd.....	11	9	120	13.3	1	44t
M. Lepsis.....	8	7	59	8.4	0	16
H. Troutman.....	10	5	87	17.4	0	39
T. McCarty.....	9	4	44	11.0	0	13
D. Dennis.....	11	2	21	10.5	0	14
B. Anderson.....	11	2	10	5.0	1	8
N. Barnett.....	8	1	15	15.0	0	15
C. Anderson.....	7	1	9	9.0	0	9

SCORING	Touchdowns	2Pt.							
Player	G	Tot	Ru	Re	Rt	PAT	EP-A	FG-A	PTS
R. Salaam.....	11	24	24	0	0	0-0	0-0	0-0	144
N. Voskeritchian	11	0	0	0	0	0-0	50-51	10-17	80
H. Troutman.....	10	8	8	0	0	0-0	0-0	0-0	48
K. Stewart.....	11	7	7	0	0	0-0	0-0	0-0	42
M. Westbrook.....	9	4	0	4	0	0-0	0-0	0-0	24
C. Fauria.....	11	3	0	3	0	0-0	0-0	0-0	18
R. Carruth.....	9	2	0	2	0	0-0	0-0	0-0	12
B. Anderson.....	11	1	0	1	0	0-0	0-0	0-0	6
L. Henry.....	7	1	0	0	0	0-0	0-0	0-0	6
J. Kidd.....	11	1	0	1	0	0-0	0-0	0-0	6
D. Leomiti.....	10	1	0	0	1	0-0	0-0	0-0	6
P. Savoy.....	9	1	0	1	0	0-0	0-0	0-0	6
M. Slevin.....	8	0	0	0	0	0-0	0-1	0-0	0

PUNTING					In	had	Net
Player	G	No.	Yards	Avg.	20	50+	blk Avg.
A. Mitchell.....	10	35	1341	38.3	57	7	2 1 36.9
Team.....	11	1	0	0.0	0	0	0 0 0.0

PUNT RETURNS	G	No.	Yards	Avg.	TD	Long
E. Davis.....	11	1	14	14.0	0	14
J. Kidd.....	11	2	25	12.5	0	13
C. Hudson.....	10	29	248	8.6	0	54

KICKOFF RETURNS	G	No.	Yards	Avg.	TD	Long
L. Henry.....	7	1	22	22.0	0	22
R. Carruth.....	9	7	145	20.7	0	29
J. Kidd.....	11	13	239	18.4	0	25
H. Troutman.....	10	6	94	15.7	0	36
L. Merritt.....	11	1	5	5.0	0	5
B. Anderson.....	11	1	0	0.0	0	0

INTERCEPTIONS	G	No.	Yards	Avg.	TD	Long
S. Rosga.....	11	4	11	2.8	0	25
D. Leomiti.....	10	3	78	26.0	1	43
C. Hudson.....	10	3	6	2.0	0	6
K. Wilkins.....	4	1	25	25.0	0	25
M. Phillips.....	11	1	5	5.0	0	5
M. Russell.....	11	1	3	3.0	0	3
E. Davis.....	11	1	1	1.0	0	1
T. Johnson.....	11	1	1	1.0	0	1
D. Simmons.....	11	1	0	0.0	0	0

FIELD GOALS							Total	Long
Player	10-19	20-29	30-39	40-49	50+			
N. Voskeritchian	1-1	4-4	3-3	2-7	0-2	10-17	48	
Opponents.....	0-0	5-5	3-5	3-5	1-2	12-17	51	

TACKLE LEADERS	G	UT	AT	—	Tot	TFL	QBS	PBU
T. Johnson.....	11	92	55	—	147	10-24	4-15	3
M. Russell.....	11	63	42	—	105	2-4	0-0	2
S. Clavelle.....	10	53	26	—	79	15-48	5-18	1
D. Holland.....	11	49	28	—	77	11-36	3-16	2
S. Rosga.....	11	44	30	—	74	0-0	0-0	4
G. Jones.....	11	43	24	—	67	14-43	6½-30	4
K. Hicks.....	9	31	25	—	56	8-22	2-10	3
D. Leomiti.....	10	26	20	—	46	2-6	0-0	3
M. Phillips.....	11	26	18	—	44	7-20	4½-14	4
D. Simmons.....	11	26	12	—				



1995

10-2 5-2 (2nd/Big 8)

	Result	Attend	Rank	CU Opp	CU FD	Rushing att yds td	Passing a-c-i yds td	Tot Off no yds	Opp FD	Rushing att yds td	Passing a-c-i yds td	Tot Off no yds	TV
S 2 at Wisconsin (N)	W	43-7	79,015	14 21	21	43 229 1	25-18-0 278 3	68 507	18	41 122 1	26-14-2 175 0	67 297	ABC
S 9 COLORADO STATE (N)	W	42-14	52,848	10 —	21	45 200 4	28-19-0 261 1	73 461	20	29 25 0	52-22-3 306 2	81 331	ESPN
S 16 NE LOUISIANA	W	66-14	49,223	9 —	32	40 225 5	43-28-1 533 4	83 758	17	40 189 2	32-13-0 133 0	72 322	KCNC (I)
S 23 TEXAS A & M	W	29-21	53,849	7 3	22	49 130 2	30-16-0 243 1	79 373	14	26 57 1	31-15-1 182 1	57 239	ABC (r)
S 30 *at Oklahoma (N)	W	38-17	75,004	4 10	19	38 65 0	35-25-0 354 5	73 419	12	41 90 1	21-10-0 128 1	62 218	ESPN
O 7 *KANSAS	L	24-40	52,330	4 24	24	29 170 0	40-20-2 340 3	69 510	26	55 196 3	35-25-0 299 1	90 495	KCNC (I)
O 21 *at Iowa State	W	50-28	34,669	9 —	23	49 326 5	23-11-2 173 0	72 499	22	47 196 3	36-17-1 161 0	83 357	KCNC (I)
O 28 *NEBRASKA	L	21-44	54,063	7 2	20	24 106 1	43-21-2 276 2	67 382	26	54 226 3	23-14-0 241 2	77 467	ABC (r)
N 4 *at Oklahoma State	W	45-32	30,050	10 —	25	42 209 1	31-22-0 301 5	73 510	18	35 206 2	22-14-1 158 2	57 364	KTVB (I)
N 11 *MISSOURI	W	21-0	50,645	9 —	24	43 212 1	26-18-2 196 2	69 408	12	40 192 0	17- 5-1 38 0	57 230	KCNC (I)
N 18 *at Kansas State	W	27-17	42,454	9 7	27	41 212 0	42-24-2 314 2	83 526	17	38 81 1	30-16-1 222 0	68 303	ABC (r)
J 1 #Oregon	W	38- 6	58,214	7 12	16	41 170 3	27-12-2 143 2	68 313	16	29 96 0	44-21-2 162 0	73 258	CBS

#—Cotton Bowl at Dallas, Texas.

Head Coach: Rick Neuheisel (QB). **Assistant Coaches:** A.J. Christoff (DC/DB), Karl Dorrell (OC/WR), Brian Cabral (LB), Jon Embree (DT), Ben Gregory (RB), Bob Hauck (ST), Chuck Heater (TE), Terry Lewis (OL), Fred vonAppen (DE).

Usual Lineup: Offense (Multiple)—WR Rae Carruth, WR James Kidd, LT Kyle Smith, LG Heath Irwin, C Bryan Stoltenberg, RG Chris Naeole, RT Melvin Thomas, TE Matt Lepsis, WR Phil Savoy, QB Koy Detmer/John Hessler, TB Herchell Troutman. **Defense (4-3)**—DE Greg Jones, NT Ryan Olson, DT Kerry Hicks, DE Daryl Price, WLB Mike Phillips/Allen Wilbon, MLB Matt Russell, SLB Ron Merkerson, LC Toray Elton Davis/Kenny Wilkins, SS Donnell Leomiti, FS Steve Rosga, RC T.J. Cunningham. **Specialists**—PK Neil Voskeritchian, P Andy Mitchell.

Note: CU overcame the loss of 10 players drafted into the NFL and an injury to its starting quarterback to have a 10-win season, with all seven seniors invited to play in the Hula Bowl.

SCORE/QUARTERS	1	2	3	4	—	Total
COLORADO	111	115	72	108	—	406
Opponents	57	79	46	52	—	234

TEAM STATISTICS	Colorado	Opponents
FIRST DOWNS	258	202
by rushing	108	96
by passing	137	87
by penalty	13	19
FIRST DOWN PLAYS / Average	373/6.9	331/5.0
THIRD DOWN EFFICIENCY	66-152	58-167
percentage	43.4	34.7
FOURTH DOWN EFFICIENCY	8-14	8-20
percentage	57.1	40.0
RUSHING ATTEMPTS	443	446
yards gained	2348	2003
yards lost	264	423
NET RUSHING YARDS	2084	1580
average per rush	4.7	3.5
average per game	189.5	143.6
PASSING ATTEMPTS	366	325
passes completed	222	165
had intercepted	11	10
completion percentage	60.7	50.8
NET PASSING YARDS	3269	2043
average per attempt	8.9	6.3
average per completion	14.7	12.4
average per game	297.2	184.3
QBs sacked/yards lost	20/126	37/270

TOTAL OFFENSIVE PLAYS	809	771
TOTAL NET YARDS	5353	3623
AVERAGE GAIN PER PLAY	6.6	4.7
AVERAGE PER GAME	486.6	329.4
FUMBLES-LOST	25-10	24-13
PENALTIES/YARDS	97/860	53/455
TURNOVERS (Margin: +2/+0.18)	21	23
TOTAL RETURN YARDS	571	324
Punt Returns: No-Yards	23-245	16-169
Interceptions: No-Yards	10-141	11-141
Misc. (Fum/Blk. FG) Returns	7-185	3-14
KICKOFF RETURNS: No-Yards	24-477	51-927
average per return	19.9	18.2
PUNTS/Average	45/35.9	66/41.0
DEFENSIVE/tackles for loss	88-408	57-227
quarterback sacks/yards	37/270	20/126
quarterback hurries	72	50
passes broken up	65	33
forced fumbles	12	13
BLOCKED KICKS	7	7
TIME OF POSSESSION (Avg.)	30:30	29:30
TIMES PENETRATED OPP. 20	52	29
scores/td,fg	43/33,10	25/17,8
TOUCHDOWNS	53	29
by rushing	20	17
by passing	28	9
by return	5	3
PAT Kicks	47-48	26-27
2-Pt. PAT	1-5	1-2
Field Goals	13-19	10-17
Safeties/Defensive PAT	0/0	1/0
TOTAL POINTS	406	234
average per game	36.9	21.3

RUSHING Player	G	Att	Gain	Loss	NET Avg.	TD	Long
H. Troutman	11	171	862	36	826 4.8	5	25
L. Henry	10	85	485	22	463 5.4	4	27
M. Barnes	11	85	461	17	444 5.2	6	63
J. Hessler	11	47	212	102	110 2.3	4	51
A. A-Rahmaan	5	12	76	14	62 5.2	0	28
K. Miller	11	13	55	1	54 4.2	0	10
R. Carruth	11	3	52	0	52 17.3	0	18
J. Kidd	11	3	50	3	47 15.7	0	44
L. Roar	1	5	35	0	35 7.0	0	11
S. Petaia	3	5	29	2	27 5.5	0	14
H. Irwin	11	0	0	0	0 0.0	1	0
K. Detmer	5	14	31	67	-36 -2.6	0	13

RECEIVING Player	G	No.	Yards	Avg.	TD	Long
R. Carruth	11	53	1008	19.0	9	77t
P. Savoy	10	49	582	11.9	5	52t
M. Lepsis	11	25	341	13.6	2	52t
J. Kidd	11	23	424	18.4	5	50
C. Anderson	11	23	316	13.7	2	36
H. Troutman	11	19	301	15.8	3	89
T. McCarty	11	12	78	6.5	1	20t
M. Barnes	11	5	22	4.4	0	6
L. Henry	10	4	110	27.5	1	44
D. Chiaverini	10	3	47	15.7	0	23
M. Forney	6	2	15	7.5	0	11
J. Davis	9	2	13	6.5	0	9
D. Dennis	1	1	11	11.0	0	11
K. Miller	11	1	1	1.0	0	1

SCORING Player	Touchdowns G Tot Ru Re Rt	2Pt. PAT	EP-A	FG-A	PTS
N. Voskeritchian	11 0 0 0 0 0	0	45-45	12-17	81
R. Carruth	11 9 0 0 9 0	0-0	0-0	0-0	54
H. Troutman	11 8 5 3 0 0	1-1	0-0	0-0	50
M. Barnes	11 6 6 0 0 0	0-0	0-0	0-0	36
L. Henry	10 5 4 1 0 0	0-0	0-0	0-0	30
J. Kidd	11 5 0 5 0 0	0-0	0-0	0-0	30
P. Savoy	10 5 0 5 0 0	0-0	0-0	0-0	30
J. Hessler	11 4 4 0 0 0	0-3	0-0	0-0	24
C. Anderson	11 2 0 2 0 0	0-0	0-0	0-0	12
K. Hicks	11 2 0 0 2 0	0-0	0-0	0-0	12
M. Lepsis	11 2 0 2 0 0	0-0	0-0	0-0	12
H. Irwin	11 1 1 0 0 0	0-0	0-0	0-0	6
D. Leomiti	11 1 0 0 1 0	0-0	0-0	0-0	6
T. McCarty	11 1 0 1 0 0	0-0	0-0	0-0	6
S. Rosga	11 1 0 0 1 0	0-0	0-0	0-0	6
M. Russell	11 1 0 0 1 0	0-0	0-0	0-0	6
J. Lesley	11 0 0 0 0 0	0-0	2-2	1-1	5
K. Detmer	5 0 0 0 0 0	0-1	0-0	0-0	0
Team	11 0 0 0 0 0	0-0	0-1	0-1	0

PASSING Player	G	Att-Com-Int	Pct.	Yards
J. Hessler	11	266-154-9	57.9	2136
K. Detmer	5	95-65-2	68.4	1101
A. Abdul-Rahmaan	5	5-3-0	60.0	32

NCAA Ratings: Detmer 189.4, Hessler 143.4.

PUNTING Player	G	No.	Yards	Avg.	Long	In 20	had 50+	Net blk
A. Mitchell	11	38	1511	39.8	73	7	6	5 38.2
J. Aldrich	1	2	75	37.5	42	0	0	0 36.5
Team	11	5	28

PUNTING RETURNS Player	G	No.	Yards	Avg.	TD	Long
S. Rosga	11	16	162	10.1	0	22
R. Sutter	11	1	40	40.0	0	40
M. Washington	11	1	16	16.0	0	16
T. Cunningham	11	2	11	5.5	0	9
R. Carruth	11	3	9	3.0	0	7
K. Wilkins	11	0	7	0	7

KICKOFF RETURNS Player	G	No.	Yards	Avg.	TD	Long
L. Henry	10	11	262	23.8	0	41
H. Troutman	11	8	146	18.3	0	22
R. Carruth	11	3	55	18.3	0	22
B. Southward	11	1	12	12.0	0	12
Team	11	1	2	2.0	0	2

INTERCEPTIONS Player	G	No.	Yards	Avg.	TD	Long
T. Davis	9	3	37	12.3	0	33
T. Cunningham	11	2	26	13.0	0	26
S. Rosga	11	2	23	11.5	0	23
M. Russell	11	1	30	30.0	1	30t
M. Phillips	11	1	25	25.0	0	25
K. Wilkins	11	1	0	0.0	0	0

FIELD GOALS Player	10-19	20-29	30-39	40-49	50+	Total	Long
N. Voskeritchian	1-1	7-8	1-4	3-4	0-0	12-17	46
J. Lesley	0-0	0-0	0-0	1-1	0-0	1-1	44
Team	0-0	0-0	0-1	0-0	0-0	0-1	0
Opponents	0-0	3-4	5-8	2-5	0-0	10-17	47

TACKLE LEADERS Player	G	UT	AT	—	Tot	TFL	QBS	PBU
M. Russell	11	88	31	—	119	16-45	4-22	2
S. Rosga	11	63	41	—	104	1-1	0-0	6
D. Leomiti	11	53	45	—	98	4-24	2½-21	4
K. Hicks	11	34	30	—	64	8-32	0-0	7
G. Jones	11	37	25	—	62	15-70	8-53	0
T. Cunningham	11	47	13	—	60	0-0	0-0	19
R. Merkerson	10	27	27	—	54	2-9	1-7	0
M. Phillips	11	40	11	—	51	2-7	0-0	1
R. Olson	11	21	27	—	48	5-29	4-28	2
R. Black	10	27	15	—	42	6-33	2½-18	3
D. Price	11	24	15	—	39	7-27	4-18	2
A. Wilbon	9	26	12	—	38	6-13	0-0	0
K. Wilkins	11	27	10	—	37	1-1	0-0	7

PASSING —avg. per— att. comp.	TD	Long	Sacked	TOTAL OFFENSE Att.	Yds	Avg.
J. Hessler	8.0	13.9	20	77t	14/72	313 2246 7.2
K. Detmer	11.6	16.9	8	89	5/50	109 1065 9.8
A. Abdul-Rahmaan	6.4	10.7	0	16	1/4	17 94 5.5



1996

10-2 7-1 (2nd, North/Big 12)

Rank	CU	Opp	FD	Rushing			Passing			Tot Off		Opp			Rushing			Passing			Tot Off		TV		
				att	yds	td	a	c	i	yds	td	no	yds	FD	att	yds	td	a	c	i	yds	td		no	yds
A 31	WASHINGTON STATE	W	37-19	51,481	5	—	23	46	192	1	40-22-1	278	3	86	470	9	21	5	1	33-13-1	163	1	54	168	ABC (r)
S 7	at Colorado State (N)	W	48-34	36,371	5	—	33	47	281	4	42-31-0	364	2	89	645	17	25	81	1	29-16-1	312	2	54	393	ESPN2
S 14	MICHIGAN	L	13-20	53,788	5	11	15	22	70	1	39-23-1	287	1	61	357	18	50	139	1	23-13-0	108	1	73	247	ABC (r)
S 28	*at Texas A & M	W	24-10	70,339	12	—	10	29	91	1	27-16-1	246	2	56	337	27	33	62	0	64-34-0	385	1	97	447	ABC (r)
O 12	*OKLAHOMA ST. (N)	W	35-13	53,005	10	—	29	35	141	1	32-21-1	402	3	67	543	22	43	171	1	38-20-2	218	0	81	389	FOX
O 19	*at Kansas	W	20-7	48,500	9	—	20	43	169	0	36-17-3	244	2	79	413	13	41	75	1	18-10-1	115	0	59	190	FOX (r)
O 26	*TEXAS	W	28-24	51,100	8	—	27	50	182	3	34-18-2	295	1	84	477	21	34	139	0	35-16-2	224	3	69	363	ABC (r)
N 2	*at Missouri	W	41-13	34,440	7	—	20	31	105	2	33-19-1	457	3	64	562	19	46	211	1	28-13-2	135	0	74	346	
N 9	*IOWA STATE	W	49-42	49,662	7	—	31	36	190	2	47-27-1	401	5	83	591	23	48	252	3	27-16-2	153	2	75	405	
N 16	*KANSAS STATE (N)	W	12-0	53,550	6	9	15	38	163	2	22-15-1	138	0	60	301	16	27	65	0	40-20-2	163	0	67	228	FOX
N 29	*at Nebraska	L	12-17	75,695	5	4	14	32	51	0	38-12-2	226	0	70	277	13	52	238	1	14-6-0	56	0	66	294	ABC
D 30	#Washington (N)	W	33-21	54,749	8	13	24	30	43	0	45-25-0	371	3	75	414	18	37	138	2	37-21-1	203	0	74	341	ESPN

#—Holiday Bowl at San Diego, Calif.

Head Coach: Rick Neuheisel (QB). **Assistant Coaches:** A.J. Christoff (DC/DB), Karl Dorrell (OC/WR), Brian Cabral (LB), Jon Embree (DE), Ben Gregory (RB), Bob Hauck (ST), Chuck Heater (TE), Tim Hundley (DT), Terry Lewis (OL).

Usual Lineup—Offense (Multiple)—WR Rae Carruth, WR Phil Savoy, LT Andrew Welsh, LG Kyle Smith, C Adam Reed, RG Chris Naeole, RT Melvin Thomas, TE Matt Lepsis/Tennyson McCarty, WR James Kidd, QB Koy Detmer, TB Herchell Troutman. **Defense (4-3)**—DE Greg Jones, NT Ryan Olson, DT Viliami Maumau, DE Nick Ziegler, WLB Mike Phillips/Hannibal Navies, MLB Matt Russell, SLB Ron Merckerson, LC Marcus Washington, SS Ryan Black, FS Steve Rosga, RC Dalton Simmons. **Specialists**—PK Jason Lesley, P Nick Pietsch/Andy Mitchell.

Note: In the inaugural season of the Big 12 Conference, the bowl win gave Colorado its third consecutive 10-win season, a first in school history.

SCORE/QUARTERS	1	2	3	4	OT	— Total
COLORADO.....	71	120	57	71	x	— 319
Opponents.....	46	64	45	44	x	— 199

TEAM STATISTICS	Colorado	Opponents
FIRST DOWNS.....	237	198
by rushing.....	73	92
by passing.....	150	87
by penalty.....	14	19
FIRST DOWN PLAYS / Average.....	358/6.0	328/5.0
THIRD DOWN EFFICIENCY.....	66-161	58-164
percentage.....	41.0	35.4
FOURTH DOWN EFFICIENCY.....	7-13	8-18
percentage.....	53.8	44.4
RUSHING ATTEMPTS.....	409	420
yards gained.....	1875	1758
yards lost.....	240	320
NET RUSHING YARDS.....	1635	1438
average per rush.....	4.0	3.4
average per game.....	148.6	130.7
PASSING ATTEMPTS.....	390	349
passes completed.....	221	177
had intercepted.....	14	13
completion percentage.....	56.7	50.7
NET PASSING YARDS.....	3338	2032
average per attempt.....	8.6	5.8
average per completion.....	15.1	11.5
average per game.....	303.5	184.7
QBs sacked/yards lost.....	18/118	32/202
TOTAL OFFENSIVE PLAYS.....	799	769
TOTAL NET YARDS.....	4973	3470
AVERAGE GAIN PER PLAY.....	6.2	4.5
AVERAGE PER GAME.....	452.1	315.5
FUMBLES-LOST.....	20-14	27-17
PENALTIES/YARDS.....	97/854	77/611
TURNOVERS (Margin: +2/+0.18).....	28	30
TOTAL RETURN YARDS.....	530	452
Punt Returns: No-Yards.....	26-174	14-196
Interceptions: No-Yards.....	13-295	14-148
Misc. (Fum/Blk. FG) Returns.....	3-61	5-108
KICKOFF RETURNS: No-Yards.....	25-406	38-851
average per return.....	16.2	22.4
PUNTS/Average.....	53/39.2	62/43.4
DEFENSIVE/tackles for loss.....	81-329	65-224
quarterback sacks/yards.....	32/202	18/118
quarterback hurries.....	71	55
passes broken up.....	86	56
forced fumbles.....	21	11
BLOCKED KICKS.....	0	3
TIME OF POSSESSION (Avg.).....	31:01	28:59
TIMES PENETRATED OPP. 20.....	37	36
scores/td,fg.....	27/22.5	26/17.9
TOUCHDOWNS.....	42	23
by rushing.....	17	10
by passing.....	22	10
by return.....	3	3
PAT Kicks.....	37-41	20-21
2-Pt. PAT.....	0-1	1-2
Field Goals.....	10-16	13-18
Safeties/Defensive PAT.....	0/0	0/0
TOTAL POINTS.....	319	199
average per game.....	29.0	18.1

RUSHING Player	G	Att	Gain	Loss	NET Avg.	TD	Long
H. Troutman.....	10	193	847	43	804	4.2	4
L. Henry.....	10	115	556	17	539	4.7	6
D. Cherrington.....	10	28	172	4	168	6.0	1
R. Carruth.....	11	5	103	0	103	20.6	2
D. Fisk.....	11	7	19	0	19	2.7	0
J. Weisinger.....	2	5	23	8	15	3.0	0
K. Miller.....	11	4	16	0	16	4.0	0
S. Rosga.....	11	1	9	0	9	9.0	0
R. Nunez.....	11	1	3	0	3	3.0	0
M. Barnes.....	1	3	3	0	3	1.0	0
A. A-Rahmaan.....	3	1	0	3	-3	-3.0	0
K. Detmer.....	11	36	108	114	-6	-0.2	3
P. Savoy.....	11	1	0	13	-13	-13.0	3
J. Hessler.....	5	9	16	38	-22	-2.4	1

RECEIVING Player	G	No.	Yards	Avg.	TD	Long
R. Carruth.....	11	54	1116	20.7	8	77t
P. Savoy.....	11	43	652	15.2	3	50
J. Kidd.....	9	21	334	15.9	2	51
C. Anderson.....	10	21	344	16.4	2	43t
B. Heffner Liddiard.....	11	20	288	14.4	2	26
H. Troutman.....	10	18	207	11.5	2	50t
T. McCarty.....	11	12	87	7.3	0	11
L. Henry.....	10	11	134	12.2	1	29
M. Lepsis.....	4	9	83	9.2	0	18
D. Chiaverini.....	10	7	61	8.7	1	14
D. Dennis.....	5	2	21	10.5	1	18
R. Nunez.....	11	2	12	6.0	0	9
M. Stiggers.....	10	1	-1	-1.0	0	-1

SCORING Player	G	Tot	Ru	Re	Rt	2Pt.	PAT	EP-A	FG-A	PTS
R. Carruth.....	11	10	2	8	0	0-0	0-0	0-0	0-0	60
J. Lesley.....	11	0	0	0	0	0-0	37-41	6-12	55	
L. Henry.....	10	7	6	1	0	0-0	0-0	0-0	42	
H. Troutman.....	10	6	4	2	0	0-0	0-0	0-0	36	
K. Detmer.....	11	3	3	0	0	0-1	0-0	0-0	18	
P. Savoy.....	11	3	0	3	0	0-0	0-0	0-0	18	
J. Aldrich.....	2	0	0	0	0	0-0	0-0	4-4	12	
C. Anderson.....	10	2	0	2	0	0-0	0-0	0-0	12	
B. Heffner Liddiard.....	11	2	0	2	0	0-0	0-0	0-0	12	
J. Kidd.....	9	2	0	2	0	0-0	0-0	0-0	12	
D. Cherrington.....	10	1	1	0	0	0-0	0-0	0-0	6	
D. Chiaverini.....	10	1	0	1	0	0-0	0-0	0-0	6	
D. Dennis.....	5	1	0	1	0	0-0	0-0	0-0	6	
J. Hessler.....	5	1	1	0	0	0-0	0-0	0-0	6	
V. Maumau.....	11	1	0	0	1	0-0	0-0	0-0	6	
S. Rosga.....	11	1	0	0	1	0-0	0-0	0-0	6	
M. Washington.....	11	1	0	0	1	0-0	0-0	0-0	6	

PASSING Player	G	Att	Com	Int	Pct.	Yards	—avg. per—	TD	Long	Sacked	TOTAL OFFENSE
K. Detmer.....	11	363	208	12	57.3	3156	8.7	15.2	22	77t	399
J. Hessler.....	5	23	12	1	52.2	174	7.6	14.5	0	34	32
J. Weisinger.....	2	4	1	1	25.0	8	4.0	8.0	0	8	9
H. Troutman.....	8	0	0	0	0.0	0	0.0	0.0	0	0	193

PUNTING Player	G	No.	Yards	Avg.	Long	In	had	Net
A. Mitchell.....	6	23	938	40.8	64	5	6	0
N. Pietsch.....	8	30	1140	38.0	76	6	2	0

PUNT RETURNS Player	G	No.	Yards	Avg.	TD	Long
R. Nunez.....	11	25	161	6.4	0	27
S. Rosga.....	11	1	13	13.0	0	13

KICKOFF RETURNS Player	G	No.	Yards	Avg.	TD	Long
R. Nunez.....	11	6	156	26.0	0	39
M. Stiggers.....	10	12	210	17.5	0	35
D. Dickey.....	9	1	17	17.0	0	17
J. Weisinger.....	4	1	15	15.0	0	15
C. Anderson.....	10	2	5	2.5	0	5
P. Savoy.....	11	1	0	0.0	0	0
R. Sutter.....	11	1	-2	-2.0	0	-
Team.....	11	1	5	5.0	0	5

INTERCEPTIONS Player	G	No.	Yards	Avg.	TD	Long
S. Rosga.....	11	5	140	28.0	1	100t
D. Simmons.....	11	2	56	28.0	0	29
T. E. Davis.....	11	2	40	20.0	0	22
D. Wheeler.....	7	2	26	13.0	0	26
V. Maumau.....	11	1	33	33.0	1	33t
M. Russell.....	11	1	0	0.0	0	0

FIELD GOALS Player	10-19	20-29	30-39	40-49	50+	Total	Long
--------------------	-------	-------	-------	-------	-----	-------	------



1997

5-6 3-5 (4th, North/Big 12)

	Result	Attend	Rank	CU	Rushing	Passing	Tot Off	Opp	Rushing	Passing	Tot Off	TV												
			CU	Opp	att	a-c-i	no	FD	att	a-c-i	no													
S 6	COLORADO STATE	W 31-21	53,416	8	24	17	31	122	1	28-18-1	223	2	59	345	14	33	70	0	22-14-2	215	3	55	285	FOX (r)
S 13	at Michigan	L 3-27	106,474	8	14	15	27	49	0	48-19-4	175	0	75	224	18	41	142	1	30-23-1	284	2	71	426	ABC
S 27	WYOMING	W 20-19	50,971	16	—	16	30	100	1	25-12-2	190	0	55	290	14	47	143	1	18-12-0	90	0	65	233	FOX (r)
O 4	*TEXAS A & M	L 10-16	50,877	16	21	12	31	105	1	27-15-1	194	0	58	299	17	57	260	1	15- 6-1	72	0	72	332	ABC (r)
O 11	*at Oklahoma St.(N)	L 29-33	50,100	24	20	21	30	82	3	45-22-2	308	1	75	390	19	55	243	1	18- 8-1	134	1	73	377	FOX
O 18	*KANSAS (N)	W 42- 6	52,097	—	—	25	43	227	3	23-17-0	207	2	66	434	16	49	88	0	14- 6-2	89	0	63	177	FOX
O 25	*at Texas	W 47-30	78,005	—	—	23	47	208	3	26-14-0	211	1	73	419	21	41	281	4	33-12-5	118	0	74	399	ABC (r)
N 1	*MISSOURI	L 31-41	49,848	—	—	18	29	127	3	16-11-2	179	2	45	306	29	69	353	4	14- 9-0	164	1	83	517	
N 8	*at Iowa State	W 43-38	32,080	—	—	26	36	180	5	40-24-1	299	1	76	479	20	38	102	1	32-16-0	209	3	70	311	FOX (r)
N 15	*at Kansas State	L 20-37	43,981	—	10	21	34	198	0	38-17-1	208	2	72	406	20	58	203	3	15- 7-0	156	1	73	359	ABC (r)
N 28	*NEBRASKA	L 24-27	52,738	—	2	20	25	93	0	36-19-2	362	3	61	455	20	58	350	3	14- 7-0	92	0	72	442	ABC

Head Coach: Rick Neuheisel (QB). **Assistant Coaches:** A.J. Christoff (DC/DB), Karl Dorrell (OC/WR), Brian Cabral (LB), Jon Embree (DE), Bob Hauck (ST), Chuck Heater (TE), Tim Hundley (DT), Terry Lewis (OL), Kennedy Pola (RB).

Usual Lineup: Offense (Multiple)—WR Phil Savoy, WR Darrin Chiaverini, LT Andrew Welsh, LG Aaron Wade, C Adam Reed, RG Melvin Thomas, RT Ryan Johanningmeier, TE Tennyson McCarty, WR Marcus Stiggers, QB John Hessler, TB Herchell Troutman. **Defense (4-3)**—DE Terrell Cade, NT Ryan Olson, DT Viliami Maumau, DE Nick Ziegler, WLB Hannibal Navies, MLB Mike Phillips/Ty Gregorak, SLB Ron Merkerson/Brandon Southward, LC Damen Wheeler, SS Ryan Black, FS Ryan Sutter, RC Marcus Washington/Ben Kelly. **Specialists**—PK Jeremy Aldrich, P Nick Pietsch.

Notes: For the second time in the 1990s, Colorado played the nation's toughest schedule as determined by the NCAA. Due to the use of an ineligible player, all five wins were officially forfeited, although the NCAA recognizes all results on the field for its records (as does the University of Colorado).

SCORE/QUARTERS	1	2	3	4	OT	—	Total
COLORADO	42	61	97	100	x	—	300
Opponents	52	114	61	68	x	—	295

TEAM STATISTICS	Colorado	Opponents
FIRST DOWNS	214	208
by rushing	83	112
by passing	115	71
by penalty	16	25
FIRST DOWN PLAYS / Average	334/6.3	321/4.6
THIRD DOWN EFFICIENCY	50-134	69-165
percentage	37.3	41.8
FOURTH DOWN EFFICIENCY	8-14	9-10
percentage	57.1	90.0
RUSHING ATTEMPTS	363	546
yards gained	1746	2462
yards lost	255	227
NET RUSHING YARDS	1491	2235
average per rush	4.1	4.1
average per game	135.5	203.1
PASSING ATTEMPTS	352	225
passes completed	188	120
had intercepted	16	12
completion percentage	53.4	53.3
NET PASSING YARDS	2556	1623
average per attempt	7.3	7.2
average per completion	13.6	13.5
average per game	232.4	147.5
QBs sacked/yards lost	19/115	24/130
TOTAL OFFENSIVE PLAYS	715	771
TOTAL NET YARDS	4047	3858
AVERAGE GAIN PER PLAY	5.7	5.0
AVERAGE PER GAME	367.9	350.7
FUMBLES-LOST	21-11	27-14
PENALTIES/YARDS	92/882	74/605
TURNOVERS (Margin: -1/-0.09)	27	26
TOTAL RETURN YARDS	435	344
Punt Returns: No-Yards	20-182	18-88
Interceptions: No-Yards	12-189	16-230
Misc. (Fum/Blk. FG) Returns	4-64	4-26
KICKOFF RETURNS: No-Yards	36-958	32-541
average per return	26.6	16.9
PUNTS/Average	44/37.8	46/42.1
DEFENSIVE/tackles for loss	65-237	53-207
quarterback sacks/yards	24/130	19/115
quarterback hurries	37	56
passes broken up	44	35
forced fumbles	19	9
BLOCKED KICKS	0	0
TIME OF POSSESSION (Avg.)	26:46	33:14
TIMES PENETRATED OPP. 20	39	44
scores/td,fg	35/25,10	40/23,17
TOUCHDOWNS	38	32
by rushing	20	19
by passing	14	11
by return	4	2
PAT Kicks	29-32	31-31
2-Pt. PAT	2-6	0-1
Field Goals	13-19	24-27
Safeties/Defensive PAT	0/0	0/0
TOTAL POINTS	300	295
average per game	27.3	26.8

RUSHING Player	G	Att	Gain	Loss	NET	Avg.	TD	Long
H. Troutman	11	155	638	25	613	4.0	4	34
D. Cherrington	11	57	369	13	356	6.2	5	51
M. Barnes	8	63	347	27	320	5.1	5	34
J. Hessler	11	75	338	150	188	2.8	5	22
T. Cooper	5	4	30	0	30	7.5	0	20
M. Stiggers	11	3	21	10	11	3.7	1	21t
A. Bledsoe	2	1	2	0	2	2.0	0	2
D. Fisk	11	1	0	0	0	0.0	0	0
N. Pietsch	11	1	0	14	-14	-14.0	0	-14
J. Weisinger	2	3	1	16	-15	-5.0	0	1

RECEIVING Player	G	No.	Yards	Avg.	TD	Long
P. Savoy	10	43	659	15.3	5	46
D. Chiaverini	11	35	461	13.2	0	45
M. Stiggers	11	25	357	14.3	4	37t
H. Troutman	11	18	130	7.2	0	17
B. Heffner Liddiard	10	16	224	14.0	0	31
C. Anderson	7	16	189	11.8	0	23
J. Green	11	9	130	14.4	2	30
T. McCarty	11	9	102	11.3	0	45
R. Toler	11	6	77	12.8	1	22
D. Cherrington	11	5	163	32.6	2	73t
M. Barnes	8	5	52	10.4	0	21
D. Dennis	11	1	12	12.0	0	12

SCORING Player	Touchdowns				2Pt.		PAT		EP-A		FG-A		PTS	
	G	Tot	Ru	Re	Rt	PAT	EP-A	FG-A	PTS					
J. Aldrich	10	0	0	0	0	0	0	29-32	12-14	65				
D. Cherrington	11	7	5	2	0	0	0	0	0	0	0	0	42	
J. Hessler	11	5	5	0	0	2-5	0	0	0	0	0	0	34	
M. Barnes	8	5	5	0	0	0	0	0	0	0	0	0	30	
P. Savoy	10	5	0	5	0	0	0	0	0	0	0	0	30	
M. Stiggers	11	5	1	4	0	0	1	0	0	0	0	0	30	
H. Troutman	11	4	4	0	0	0	0	0	0	0	0	0	24	
J. Green	11	2	0	2	0	0	0	0	0	0	0	0	12	
R. Barnes	11	1	0	0	1	0	0	0	0	0	0	0	6	
B. Kelly	11	1	0	0	1	0	0	0	0	0	0	0	6	
R. Sutter	11	1	0	0	1	0	0	0	0	0	0	0	6	
R. Toler	11	1	0	1	0	0	0	0	0	0	0	0	6	
M. Washington	11	1	0	0	1	0	0	0	0	0	0	0	6	
J. Lesley	11	0	0	0	0	0	0	0	0	1-5	3			

PUNTING Player	G	No.	Yards	Avg.	Long	In 20	had 50+	Net blk	Avg.
N. Pietsch	11	35	1359	38.8	54	6	4	0	36.6
A. Mitchell	10	7	245	35.0	52	1	1	0	33.4
J. Aldrich	10	2	61	30.5	43	0	0	0	30.5

PUNT RETURNS Player	G	No.	Yards	Avg.	TD	Long
D. Wheeler	11	7	91	13.0	0	44
H. Troutman	11	13	91	7.0	0	30

KICKOFF RETURNS Player	G	No.	Yards	Avg.	TD	Long
B. Kelly	11	25	777	31.1	1	99t
M. Barnes	8	4	75	18.8	0	27
T. Ashworth	11	3	46	15.3	0	26
B. McDonnell	11	1	18	18.0	0	18
D. Wheeler	11	2	33	16.5	0	21
T. Gregorak	11	1	9	9.0	0	9

INTERCEPTIONS Player	G	No.	Yards	Avg.	TD	Long
M. Washington	11	3	43	14.3	1	25t
R. Sutter	11	3	34	11.3	1	34t
B. Kelly	11	2	47	23.5	0	32
T. Cade	11	1	33	33.0	0	33
R. Barnes	11	1	26	26.0	1	26t
M. Phillips	11	1	6	6.0	0	6
D. Wheeler	11	1	0	0.0	0	0

FIELD GOALS Player	10-19	20-29	30-39	40-49	50+	Total	Long
J. Aldrich	1-1	3-3	4-5	4-5	0-0	12-14	48
J. Lesley	0-0	0-0	0-0	1-1	1-1	5	52
Opponents	2-2	7-7	9-10	4-6	2-2	24-27	52

TACKLE LEADERS Player	G	UT	AT	—	Tot	TFL	QBS	PBU
R. Sutter	11	98	72	—	170	3- 3	0- 0	8
H. Navies	11	85	45	—	130	9-34	2- 7	2
M. Phillips	11	42	39	—	81	5-14	2- 9	3
R. Olson	11	49	27	—	76	6-17	3-11	1
V. Maumau	11	45	31	—	76	4-20	1-17	0
R. Black	11	37	39	—	76	2- 2	1- 0	1
N. Ziegler	11	35	33	—	68	10-42	5½-32	1
T. Cade	10	26	32	—	58	3-12	3-12	2
M. Washington	11	29	28	—	57	2- 8	0- 0	10
B. Southward								



1998 8-4 4-4 (4th, North/Big12)

	Result	Attend	Rank	CU	Rushing	Passing	Tot Off	Opp	Rushing	Passing	Tot Off	TV
			CU	Opp	att	a-c-i	no	FD	att	a-c-i	no	
S 5 †Colorado State (N)	W 42-14	76,036	—	15	23	35 147 1	32-21-0	257	3	67	404	19
S 12 FRESNO STATE	W 29-21	42,623	16	—	22	44 154 2	30-16-0	224	1	74	378	16
S 19 UTAH STATE	W 25-6	45,298	15	—	15	39 -2 0	30-19-0	232	2	69	230	11
S 26 *BAYLOR (N)	W 18-16	46,603	15	—	15	39 155 1	26-9-1	146	0	65	301	16
O 3 *at Oklahoma	W 27-25	71,217	15	—	20	45 131 0	26-13-1	186	3	71	317	17
O 10 *KANSAS STATE (N)	L 9-16	51,581	14	5	13	31 37 0	34-15-0	225	1	65	262	19
O 17 *TEXAS TECH	W 19-17	48,969	19	22	16	45 117 1	24-15-1	173	0	69	290	21
O 24 *at Kansas (N)	L 17-33	31,600	17	—	20	41 152 2	32-19-2	221	0	73	373	22
N 7 *at Missouri	L 14-38	57,261	—	18	21	34 85 0	35-22-2	232	2	69	317	25
N 14 *IOWA STATE	W 37-8	49,438	—	—	22	54 267 3	18-11-0	196	1	72	463	14
N 27 *at Nebraska	L 14-16	75,958	—	14	18	46 112 0	19-13-1	134	2	65	246	12
D 25 #Oregon	W 51-43	34,803	—	21	13	35 176 0	24-12-0	221	4	59	397	27

†—Mile High Stadium, Denver. #—Aloha Bowl at Honolulu, Hawaii.

Head Coach: Rick Neuheisel. **Assistant Coaches:** A.J. Christoff (DC/DB), Karl Dorrell (OC/QB/WR), Tom Cable (OL), Brian Cabral (LB), Jon Embree (DE), Bob Hauck (ST/DB), Chuck Heater (TE), Tim Hundley (DT), Kennedy Pola (RB).

Usual Lineup: Offense (Multiple)—WR Darrin Chiaverini, WR Javon Green, LT Shane Cook, LG Brad Bedell, C Ryan Johannngmeier, RG Chris Morgan/Ben Nichols, RT Victor Rogers, TE Tom Ashworth, FB Marquies Spivey, QB Mike Moschetti, TB Marlon Barnes/Dwayne Cherrington. **Defense (4-3)**—DE Fred Jones, DT Aaron Marshall, DT Justin Bannan/Jesse Warren, DE Brady McDonnell, WLB Hannibal Navies, MLB Brandon Southward, SLB Albus Brooks/Jashon Sykes, LC Damen Wheeler, SS John Sanders/Michael Lewis, FS Rashidi Barnes/Marcus Washington, RC Ben Kelly. **Specialists**—PK Jeremy Aldrich, P Nick Pietsch.

Note: The Aloha Bowl won extended CU's bowl winning streak to five, the longest active streak in the nation at the end of 1998.

SCORE/QUARTERS	1	2	3	4	OT	Total
COLORADO	53	67	59	72	x	251
Opponents	43	60	34	73	x	210

TEAM STATISTICS	Colorado	Opponents
FIRST DOWNS	205	192
by rushing	86	94
by passing	98	73
by penalty	21	25
FIRST DOWN PLAYS / Average	325/4.8	313/5.3
THIRD DOWN EFFICIENCY	64-165	63-170
percentage	38.8	37.1
FOURTH DOWN EFFICIENCY	7-15	5-11
percentage	46.7	45.5
RUSHING ATTEMPTS	453	450
yards gained	1883	1963
yards lost	528	340
NET RUSHING YARDS	1355	1623
average per rush	3.0	3.6
average per game	123.2	147.5
PASSING ATTEMPTS	306	290
passes completed	173	138
had intercepted	8	11
completion percentage	56.5	47.6
NET PASSING YARDS	2226	1633
average per attempt	7.3	5.6
average per completion	12.9	11.8
average per game	202.4	148.5
QBs sacked/yards lost	49/374	30/172
TOTAL OFFENSIVE PLAYS	759	740
TOTAL NET YARDS	3581	3256
AVERAGE GAIN PER PLAY	4.7	4.4
AVERAGE PER GAME	325.5	296.0
FUMBLES-LOST	27-13	26-11
PENALTIES/YARDS	89/868	87/730
TURNOVERS (Margin: +1/+0.18)	21	22
TOTAL RETURN YARDS	588	434
Punt Returns: No-Yards	28-449	28-237
Interceptions: No-Yards	11-129	8-149
Misc. (Fum/Blk. FG) Returns	2-10	1-48
KICKOFF RETURNS: No-Yards	29-726	35-689
average per return	25.0	19.7
PUNTS/Average	56/41.5	67/42.7
DEFENSIVE/tackles for loss	85-304	97-481
quarterback sacks/yards	30/172	49/374
quarterback carries	72	46
passes broken up	77	29
forced fumbles	13	12
BLOCKED KICKS	1	2
TIME OF POSSESSION (Avg.)	31:12	28:48
TIMES PENETRATED OPP. 20	41	34
scores/td,fg	33/20,13	25/18,7
TOUCHDOWNS	29	24
by rushing	10	16
by passing	15	4
by return	4	4
PAT Kicks	23-27	19-20
2-Pt. PAT	1-2	1-4
Field Goals	16-22	15-20
Safeties/Defensive PAT	2/0	0/0
TOTAL POINTS	251	210
average per game	22.8	19.1

RUSHING Player	G	Att	Gain	Loss	NET Avg.	TD	Long
M. Barnes	6	121	596	24	572 4.7	3	64t
D. Cherrington	9	103	388	38	350 3.4	2	17
D. Barton	11	61	219	24	195 3.2	1	21
C. Johnson	11	40	180	5	175 4.4	0	24
M. Stiggers	8	4	114	3	111 27.8	1	52
M. Spivey	11	5	19	0	19 3.8	0	13
G. Leonard	2	1	13	0	13 13.0	0	13
D. Chiaverini	11	1	10	0	10 10.0	0	10
A. Peeke	7	2	6	0	6 3.0	0	4
R. Hollowell	11	1	5	0	5 5.0	0	5
A. Bledsoe	6	13	6	52	-46 -3.5	0	5
M. Moschetti	11	101	327	382	-55 -0.5	2	39

RECEIVING Player	G	No.	Yards	Avg.	TD	Long
D. Chiaverini	11	52	630	12.1	5	44
J. Green	11	39	539	13.8	4	61t
M. Stiggers	8	17	242	14.2	2	57
T. Ashworth	11	10	135	13.5	0	26
R. Hollowell	11	9	110	12.2	1	37
R. Toler	10	9	90	10.0	1	16
C. Cormier	5	7	131	18.7	0	40
D. Cherrington	9	7	43	6.1	0	15
M. Koon	11	4	54	13.5	0	20
M. Spivey	11	4	27	6.8	1	8
D. Graham	11	3	83	27.7	0	57
C. Johnson	11	3	24	8.0	0	13
A. Peeke	7	2	58	29.0	1	43
B. Heffner Liddiard	2	2	22	11.0	0	16
D. Barton	10	2	7	3.5	0	4
M. Barnes	6	1	16	16.0	0	16
D. Andrews	3	1	13	13.0	0	13
M. Moschetti	11	1	2	2.0	0	2

SCORING Player	Touchdowns	2Pt.	PAT	EP-A	FG-A	PTS
	G	Tot	Ru	Rt		
J. Aldrich	11	0	0	0	0-0	22-26 16-22 70
D. Chiaverini	11	5	0	5	0-0	0-0 0-0 30
J. Green	11	4	0	4	0-0	0-0 0-0 24
M. Barnes	6	3	3	0	0-0	0-0 0-0 18
M. Stiggers	8	3	1	2	0-0	0-0 0-0 18
D. Cherrington	9	2	2	0	1-1	0-0 0-0 14
B. Kelly	11	2	0	2	0-0	0-0 0-0 12
M. Moschetti	11	2	2	0	0-1	0-0 0-0 12
D. Barton	11	1	1	0	0-0	0-0 0-0 6
C. Cormier	5	1	0	1	0-0	0-0 0-0 6
R. Hollowell	11	1	0	1	0-0	0-0 0-0 6
M. Koon	11	1	0	0	0-0	0-0 0-0 6
A. Peeke	7	1	0	1	0-0	0-0 0-0 6
M. Spivey	11	1	0	1	0-0	0-0 0-0 6
R. Toler	10	1	0	1	0-0	0-0 0-0 6
M. Washington	11	1	0	1	0-0	0-0 0-0 6
D. Moore	2	0	0	0	0-0	1-1 0-0 1

PASSING Player	G	Att-Com-Int	Pct.	Yards	—avg. per—	TD	Long	Sacked	TOTAL OFFENSE
					att. comp.				Att. Yds Avg.
M. Moschetti	11	276-162-7	58.7	2104	7.6 13.0	15	61t	38/325	377 2049 5.4
A. Bledsoe	6	26-9-1	34.6	109	4.2 12.1	0	44	9/49	39 63 1.6
G. Leonard	2	2-1-0	50.0	11	5.5 11.0	0	11	0/0	3 24 8.0
C. Johnson	11	1-1-0	100.0	2	2.0 2.0	0	2	0/0	41 177 4.3
N. Pietsch	11	1-0-0	0.0	0	0.0 0.0	0	0	0/0	1 0 0.0

NCAA Ratings: Moschetti 135.6, Bledsoe 62.2.

PUNTING Player	G	No.	Yards	Avg.	TD	Long	In	had	Net
							20	50+	blk Avg.
N. Pietsch	11	54	2243	41.5	61	11	6	2	38.0
Team	11	2	0	0.0	0	0	0	0	-22.5

PUNT RETURNS Player	G	No.	Yards	Avg.	TD	Long
B. Kelly	11	11	229	20.8	2	76t
C. Cormier	5	10	140	14.0	1	82t
M. Lewis	11	1	39	39.0	0	39
R. Hollowell	11	6	41	6.8	0	11

KICKOFF RETURNS Player	G	No.	Yards	Avg.	TD	Long
R. Hollowell	11	2	91	45.5	0	77
D. Wheeler	11	1	43	43.0	0	43
C. Cormier	5	3	87	29.0	0	40
B. Kelly	11	20	474	23.7	0	53
T. Ashworth	11	2	31	15.5	0	29
B. McDonnell	11	1	0	0.0	0	0

INTERCEPTIONS Player	G	No.	Yards	Avg.	TD	Long
B. Kelly	11	4	1	0.3	0	1
M. Washington	10	2	60	30.0	1	40t
D. Wheeler	11	1	38	38.0	0	38
F. Jones	11	1	16	16.0	0	16
J. Sykes	11	1	11	11.0	0	11
R. Barnes	11	1	3	3.0	0	3
M. Lewis	6	1	0	0.0	0	0

FIELD GOALS Player	10-19	20-29	30-39	40-49	50+	Total	Long
J. Aldrich	2-2	5-5	6-7	3-7	0-1	16-22	46
Opponents	0-0	4-4	7-7	4-8	0-1	15-20	49

TACKLE LEADERS Player	G	UT	AT	— Tot	TFL	QBS	PBU
H. Navies	11	56	31	— 87	6-10	2½-6	1
B. Southward	11	46	40	— 86	5-16	1-9	1
J. Sanders	8	47	18	— 65	2-4	0-0	4
T. Gregorak	10	40	15	— 55	6-18	0-0	1
F. Jones	11	20	34	— 54	10-48	6½-39	1
B. Kelly	11	45	9	— 54	0-0	0-0	22
J. Sykes	11	31	21	— 52	7-26	2½-19	1
T. Cade	10	31	16	— 47	6-13	2-3	0
A. Marshall	11	16	30	— 46	3-12	1½-10	1
D. Wheeler	11	38	7	— 45	3-15	0-0	17
R. Barnes	6	22	23	— 45	0-0	0-0	3
B. McDonnell	11	17	26	— 43	8-34		



1999

7-5 5-3 (3rd, North/Big 12)

	Result	Attend	Rank	CU	Rushing	Passing	Tot Off	Opp	Rushing	Passing	Tot Off	TV														
S	4	↑Colorado State (N)	L	14-41	73,438	14	—	23	36	82	0	49-30-4	291	2	85	373	12	38	227	3	18-10-0	109	1	56	336	FOX
S	11	SAN JOSE STATE	W	63-35	41,716	—	—	35	46	293	7	37-27-0	474	2	83	767	29	35	224	1	40-25-1	283	4	75	507	
S	18	*KANSAS	W	51-17	47,783	—	—	25	49	136	2	34-24-0	306	2	83	442	9	25	26	0	32-17-1	146	1	57	172	ABC
S	25	at Washington	L	24-31	72,068	—	—	25	25	122	1	36-19-2	167	0	61	289	21	52	205	2	23-12-1	210	0	75	415	ABC
O	9	*MISSOURI (OT)	W	46-39	48,674	—	—	20	37	101	3	43-22-2	306	1	80	407	30	52	216	3	44-20-3	311	2	96	527	FOX (r)
O	16	*at Texas Tech	L	10-31	46,424	—	—	20	40	147	0	34-20-2	194	0	74	341	17	42	279	2	23-15-0	181	2	65	460	ABC
O	23	*at Iowa State	W	16-12	34,892	—	—	17	40	180	1	23-14-1	116	1	63	296	22	43	195	0	27-16-2	184	1	70	379	
O	30	*OKLAHOMA	W	38-24	48,194	—	24	24	43	155	1	31-22-1	382	4	74	537	17	17	-11	1	58-26-4	328	2	75	317	ABC
N	6	*at Kansas State	L	14-20	52,077	—	6	7	25	10	0	28-13-3	204	2	53	214	10	44	96	1	18- 6-2	101	1	62	197	FOX (r)
N	13	*at Baylor	W	37- 0	25,726	—	—	28	66	271	3	32-20-0	233	1	98	504	6	24	74	0	21- 4-0	40	0	45	114	
N	26	*NEBRASKA (OT)	L	30-33	52,946	—	3	22	47	166	0	42-22-0	338	3	89	504	14	51	356	4	12- 4-0	44	0	63	400	ABC
D	31	*Boston College	W	62-28	35,762	—	25	29	50	347	4	27-16-1	176	1	77	523	12	35	96	1	35-14-3	159	1	70	255	ESPN

†—Mile High Stadium, Denver. #—Insight.com Bowl at Tucson, Ariz.

Head Coach: Gary Barnett. **Assistant Coaches:** Brian Cabral (AHC/ILB), Tom Cable (OC/OL), Tom McMahon (co-DC/DB), Vince Okruch (co-DC/OLB), Gregg Brandon (WR), Jon Embree (TE), Shawn Watson (QB), John Wristen (RB), Buddy Wyatt (DL).

Usual Lineup—Offense (Multiple)—WR Marcus Stiggers, WR Robert Toler/Javon Green, WT Shane Cook, WG Ryan Johanninger, C Andre Gurode, SG Brad Bedell, ST Victor Rogers/Justin Bates, TE Daniel Graham/Brody Heffner-Liddiard, QB Mike Moschetti, FB David Andrews/Brandon Drumm, TB Cortlen Johnson. **Defense (4-3 Base/Multiple)**—OLB Fred Jones, NT Justin Bannan, DT Jesse Warren, DE Brady McDonnell, ILB Ty Gregorak, OLB Jashon Sykes, OLB Drew Wahlroos, LC Ben Kelly, SS Michael Lewis/Robbie Robinson, FS Rashidi Barnes, RC Damen Wheeler. **Specialists**—PK Jeremy Aldrich, P Nick Pietsch.

Notes: CU scored 50 or more points three times for the first time in its history; the Buffs defeated at least one ranked opponent for a 12th straight year (second best in the nation); and the bowl win, CU's sixth in a row, added to the longest active streak in the nation.

SCORE/QUARTERS	1	2	3	4	OT	— Total
COLORADO	72	83	53	125	10	— 343
Opponents	46	101	62	68	6	— 283

TEAM STATISTICS	Colorado	Opponents
FIRST DOWNS	236	187
by rushing	96	84
by passing	127	84
by penalty	13	19
FIRST DOWN PLAYS / Average	371/6.1	329/5.6
THIRD DOWN EFFICIENCY	67-179	40-152
percentage	37.4	26.3
FOURTH DOWN EFFICIENCY	13-24	5-12
percentage	54.2	41.7
RUSHING ATTEMPTS	454	423
yards gained	1958	2161
yards lost	295	274
NET RUSHING YARDS	1663	1887
average per rush	3.7	4.5
average per game	151.2	171.5
PASSING ATTEMPTS	389	316
passes completed	233	155
had intercepted	15	14
completion percentage	59.9	49.1
NET PASSING YARDS	3011	1937
average per attempt	7.7	6.1
average per completion	12.9	12.5
average per game	273.7	176.1
QBs sacked/yards lost	32/193	16/122
TOTAL OFFENSIVE PLAYS	843	739
TOTAL NET YARDS	4674	3824
AVERAGE GAIN PER PLAY	5.5	5.2
AVERAGE PER GAME	424.9	347.6
FUMBLES-LOST	27-13	30-16
PENALTIES/YARDS	85/679	72/544
TURNOVERS (Margin: +2/+0.18)	28	30
TOTAL RETURN YARDS	532	341
Punt Returns: No-Yards	33-220	23-184
Interceptions: No-Yards	14-126	15-140
Misc. (Fum/Blk. FG) Returns	5-186	2-17
KICKOFF RETURNS: No-Yards	32-716	31-590
average per return	22.4	19.0
PUNTS/Average	59/38.5	73/41.3
DEFENSIVE/tackles for loss	69-284	72-292
quarterback sacks/yards	16/122	32/193
quarterback hurries	60	36
passes broken up	51	41
forced fumbles	21	13
BLOCKED KICKS	4	3
TIME OF POSSESSION (Avg.)	31:15	28:45
TIMES PENETRATED OPP. 20	42	36
scores/td,fg	34/26,8	30/20,10
TOUCHDOWNS	42	35
by rushing	18	17
by passing	19	16
by return	5	2
PAT Kicks	37-38	28-29
2-Pt. PAT	2-4	2-5
Field Goals	16-24	13-16
Safeties/Defensive PAT	1/0	1/0
TOTAL POINTS	343	283
average per game	31.2	25.7

RUSHING Player	G	Att	Gain	Loss	NET Avg.	TD	Long
C. Johnson	10	172	850	15	835	4.8	8
D. Cherrington	9	73	297	27	270	3.7	2
D. Barton	9	47	198	12	186	4.0	2
M. Moschetti	10	85	305	180	125	1.5	5
V. Reed	6	29	105	4	101	3.5	0
M. Stiggers	11	12	77	10	67	6.1	0
R. Hollowell	11	4	38	0	38	9.5	0
G. Leonard	11	1	29	0	29	29.0	0
D. Andrews	9	7	14	0	14	2.0	1
B. Drumm	9	2	9	1	8	4.3	0
J. Green	11	3	5	1	4	1.3	0
B. Kelly	11	1	3	0	3	3.0	0
Z. Colvin	6	12	27	24	3	0.3	0
J. Johns	1	1	1	0	1	1.0	0
A. Bledsoe	4	1	0	7	-7	-7.0	0
Team	11	4	0	14	-14	(kneel-downs, snaps)	

RECEIVING Player	G	No.	Yards	Avg.	TD	Long
J. Green	11	40	663	16.6	7	88t
M. Stiggers	11	37	625	16.9	4	65t
R. Hollowell	11	24	244	10.2	1	43t
C. Cormier	11	21	158	7.5	0	22
J. Minardi	11	20	312	15.6	2	37t
D. Graham	9	19	264	13.9	4	54
C. Johnson	10	18	168	9.3	0	23
E. McCready	11	17	214	12.6	0	40
D. Cherrington	9	8	67	8.4	0	32
B. Heffner Liddiard	11	7	122	17.4	0	31
D. Barton	9	6	33	5.5	0	15
R. Toler	6	5	34	6.8	0	16
B. Drumm	9	4	42	10.5	0	18
D. Andrews	9	2	4	2.0	0	2
R. Robinson	11	1	26	26.0	0	26
N. Wright	8	1	21	21.0	0	21
B. Kelly	11	1	9	9.0	0	9
M. Koon	11	1	3	3.0	1	3t
V. Reed	6	1	2	2.0	0	2

SCORING Player	Touchdowns	2Pt.	PAT	EP-A	FG-A	PTS
	G	Tot	Ru	Re	Rt	
J. Aldrich	11	0	0	0	0	36-37 16-24 84
C. Johnson	10	8	8	0	0	0-0 0-0 48
J. Green	11	7	0	7	0	1-0 0-0 0-0 44
M. Moschetti	10	5	5	0	0	0-2 0-0 0-0 30
D. Graham	10	4	0	4	0	0-0 0-0 0-0 24
B. Kelly	11	4	0	0	4	0-0 0-0 0-0 24
M. Stiggers	11	4	0	4	0	0-0 0-0 0-0 24
D. Barton	9	2	2	0	0	0-0 0-0 0-0 12
D. Cherrington	9	2	2	0	0	0-0 0-0 0-0 12
J. Minardi	11	2	0	2	0	0-0 0-0 0-0 12
D. Andrews	9	1	1	0	0	0-0 0-0 0-0 6
R. Hollowell	11	1	0	1	0	0-0 0-0 0-0 6
M. Koon	11	1	0	1	0	0-0 0-0 0-0 6
D. Wheeler	11	1	0	0	1	0-0 0-0 0-0 6
C. Cormier	11	0	0	0	0	1-0 0-0 0-0 2
M. Mariscal	1	0	0	0	0	0-0 1-1 0-0 1
Z. Colvin	6	0	0	0	0	0-2 0-0 0-0 0

PASSING Player	G	Att	Com	Int	Pct.	Yards	TD	Long	Sacked	TOTAL OFFENSE Att.	Yds	Avg.
M. Moschetti	10	331	204	12	61.6	2693	8	88t	26/156	416	2818	6.8
Z. Colvin	6	43	23	2	53.5	213	1	48	4/21	55	216	3.9
N. Pietsch	11	4	3	0	75.0	42	0	26	0/0	4	42	10.5
R. Hollowell	11	1	1	0	100.0	40	0	40	0/0	5	78	15.6
G. Leonard	11	1	1	0	100.0	21	0	21	0/0	2	50	25.0
T. Barton	2	3	1	0	33.3	2	0	2	0/0	3	2	0.7
R. Toler	6	1	0	0	0.0	0	0	0	0/0	1	0	0.0
A. Bledsoe	5	3	0	1	0.0	0	0	0	1/7	4	-7	-1.8
Team (spiked passes)		2	0	0	0.0	0	0	0	1/9	6	-14	-2.3

NCAA Ratings: Moschetti 140.7, Colvin 93.5.

PUNTING Player	G	No.	Yards	Avg.	TD	Long	In	had	Net
							20	50+	blk
M. Moschetti	10	1	70	70.0	70	0	1	0	70.0
J. Aldrich	11	10	400	40.0	63	2	3	1	39.6
N. Pietsch	11	45	1799	40.0	61	13	8	2	36.4
Team	11	3	0	0.0	0	0	0	0	-6.3

PUNT RETURNS Player	G	No.	Yards	Avg.	TD	Long
B. Kelly	11	28	166	5.9	0	19
R. Hollowell	11	5	54	10.8	0	19

KICKOFF RETURNS Player	G	No.	Yards	Avg.	TD	Long
B. Kelly	11	19	547	28.8	2	100t
R. Hollowell	11	6	84	14.0	0	18
D. Wheeler	11	5	67	13.4	0	21
C. Cormier	11	1	17	17.0	0	17
B. Drumm	8	1	1	1.0	0	1

INTERCEPTIONS Player	G	No.	Yards	Avg.	TD	Long
B. Kelly	11	5	49	9.8	0	31
D. Wheeler	11	4	40	10.0	1	37t
B. McDonnell</						



2000 3-8 3-5 (4th, North/Big 12)

	Result	Attend.	Rank	CU	Rushing	Passing	Tot Off	Opp	Rushing	Passing	Tot Off	TV
			CU	Opp	att yds td	a - c - i yds td	no yds	FD	att yds td	a - c - i yds td	no yds	
S 2 †Colorado State	L 24-28	67,466	23	—	29 45 224 2	39-25-0 308 1	84 532	17	28 65 0	30-19-2 327 4	58 392	ESPN2
S 9 at Southern Cal (N)	L 14-17	65,153	—	11	20 38 137 0	27-17-0 231 2	65 368	22	38 158 1	31-25-1 275 1	69 433	ABC
S 16 WASHINGTON	L 14-17	50,454	—	9	16 35 69 0	27-15-0 174 1	62 243	24	49 205 1	29-15-2 200 1	78 405	ABC (r)
S 30 *KANSAS STATE	L 21-44	51,896	—	5	16 35 137 1	34-20-2 267 1	69 404	18	36 153 2	26-15-0 293 3	62 446	ABC (r)
O 7 *at Texas A & M	W 26-19	75,523	—	—	19 42 112 2	25-15-0 239 1	67 351	25	36 71 1	45-28-0 291 1	81 362	
O 14 *TEXAS	L 14-28	52,030	—	25	13 36 55 1	36-12-2 78 0	72 133	22	41 166 1	40-23-1 308 2	81 474	
O 21 *at Kansas	L 15-23	32,600	—	20	32 90 0	36-20-0 246 0	68 336	23	51 262 2	22-10-0 152 0	73 414	FOX (r)
O 28 *OKLAHOMA STATE	W 37-21	49,140	—	—	28 29 135 2	37-24-0 389 3	66 524	30	38 114 1	49-30-1 313 2	87 427	
N 4 *at Missouri	W 28-18	50,567	—	—	14 34 54 1	32-17-2 147 2	66 201	25	60 159 1	34-17-3 246 1	94 405	
N 11 *IOWA STATE	L 27-35	46,430	—	23	38 132 3	34-25-1 307 1	72 439	23	47 277 3	27-15-1 173 1	74 500	FOX (r)
N 24 *at Nebraska	L 32-34	77,672	—	9	28 43 197 3	41-25-2 254 1	84 451	23	48 296 3	17-11-0 139 0	65 435	ABC

†—Mile High Stadium, Denver.

Head Coach: Gary Barnett. **Assistant Coaches:** Brian Cabral (AHC/ILB), Shawn Watson (OC/QB), Tom McMahon (co-DC/DB), Vince Okruch (co-DC/OLB), Gregg Brandon (WR), Jon Embree (TE), Steve Marshall (OL), Chris Wilson (DL), John Wristen (RB). Note: Matt Russell filled in when McMahon was out for a month due to illness.

Usual Lineup: Offense (Multiple)—WR John Minardi, WR Javon Green, ST Tom Ashworth, SG Justin Bates, C/TG Andre Gurode, C Ryan Gray, TG Karl Allis, TT Victor Rogers, TE Daniel Graham, QB Craig Ochs, TB Cortlen Johnson, FB Scott Nemeth. **Defense (4-3 Base/Multiple)**—OLB Anawawn Jones, DT Justin Bannan, DT Sean Jarne, DE Brady McDonnell, ILB Andy Peeke, ILB Jashon Sykes, OLB Kory Mossoni, CB Donald Strickland, SS Michael Lewis, FS Robbie Robinson, RCB Phil Jackson. **Specialists**—PK Mark Mariscal, P Jeremy Flores.

Notes: Playing the fourth toughest schedule in the nation, 10 true freshmen and only six seniors, the Buffaloes finish with their worst record since 1984; however, six of the losses are by eight points or less. By going 0-5 against ranked opponents, CU sees its streak of 12 consecutive years with at least one win over a ranked team come to an end.

SCORE/QUARTERS	1	2	3	4	OT	—	Total
COLORADO	72	81	52	47	x	—	252
Opponents	49	87	73	75	x	—	284

TEAM STATISTICS	Colorado	Opponents
FIRST DOWNS	226	252
by rushing	82	116
by passing	126	118
by penalty	18	18
FIRST DOWN PLAYS / Average	336/4.9	368/5.6
THIRD DOWN EFFICIENCY	59-159	66-161
percentage	37.1	41.0
FOURTH DOWN EFFICIENCY	10-19	7-17
percentage	52.6	41.2
RUSHING ATTEMPTS	407	472
yards gained	1706	2288
yards lost	364	362
NET RUSHING YARDS	1342	1926
average per rush	3.3	4.1
average per game	122.0	175.1
PASSING ATTEMPTS	368	350
passes completed	215	208
had intercepted	9	11
completion percentage	58.4	59.4
NET PASSING YARDS	2640	2717
average per attempt	7.2	7.8
average per completion	12.3	13.1
average per game	240.0	247.0
QBs sacked/yards lost	36/260	30/187
TOTAL OFFENSIVE PLAYS	775	822
TOTAL NET YARDS	3982	4643
AVERAGE GAIN PER PLAY	5.14	5.65
AVERAGE PER GAME	362.0	422.1

FUMBLES-LOST	22-11	25-14
PENALTIES/YARDS	87/680	69/630
TURNOVERS (Margin: +5/+0.45)	20	25
TOTAL RETURN YARDS	465	461
Punt Returns: No-Yards	16-285	24-192
Interceptions: No-Yards	11-114	9-183
Misc. (Fum/Blk. FG) Returns	3-66	5-86
KICKOFF RETURNS: No-Yards	26-532	21-488
average per return	20.5	23.2
PUNTS/Average	60/38.2	46/36.6
DEFENSIVE/tackles for loss	80-314	75-340
quarterback sacks/yards	30/187	36/260
quarterback hurries	42	42
passes broken up	36	56
forced fumbles	13	10
BLOCKED KICKS	6	5
TIME OF POSSESSION (Avg.)	28:45	31:15
TIMES PENETRATED OPP. 20	33	46
scores/td,fg	27/21,6	34/21,13
TOUCHDOWNS	32	34
by rushing	15	15
by passing	13	17
by return	4	2
PAT Kicks	27-30	26-30
2-Pt. PAT	2-2	2-4
Field Goals	9-20	16-26
Safeties/Defensive PAT	1/0	1/0
TOTAL POINTS	252	284
average per game	22.9	25.8

RUSHING	Player	G	Att	Gain	Loss	NET	Avg.	TD	Long
	C. Johnson	8	144	653	31	622	4.3	8	39t
	M. Houston	3	66	339	7	332	5.0	1	32
	B. Purify	5	45	195	18	177	3.9	0	14
	C. Ochs	8	62	282	176	106	1.7	4	33t
	S. Nemeth	11	9	44	1	43	5.4	1	23
	R. Hollowell	11	8	43	2	41	5.1	0	15
	M. Moore	4	11	38	1	37	3.4	0	9
	V. Reed	7	14	32	4	28	2.0	0	8
	J. Flores	11	1	7	0	7	7.0	0	7
	B. Drumm	11	3	6	0	6	2.0	0	5
	C. Cormier	11	1	0	1	-1	-1.0	0	-1
	Z. Colvin	5	14	23	43	-20	-1.4	0	10
	B. Pesavento	5	22	44	67	-23	-1.0	1	12
	Team	11	7	0	13	-13	(kneel-downs, snaps)		

RECEIVING	Player	G	No.	Yards	Avg.	TD	Long
	J. Green	11	48	699	14.6	4	68
	J. Minardi	11	48	592	12.3	2	40
	D. Graham	10	33	443	13.4	1	41
	R. Hollowell	11	26	248	9.5	1	28
	E. McCready	10	21	221	10.5	2	28
	C. Cormier	11	11	102	9.3	0	26
	S. Nemeth	11	8	77	9.6	0	18
	C. Johnson	8	7	117	16.7	1	52t
	M. Houston	3	3	33	11.0	0	27
	Q. Sypniewski	11	2	12	6.0	0	7
	M. Moore	4	2	8	4.0	0	8
	C. Ochs	8	1	29	29.0	1	29t
	R. Robinson	11	1	27	27.0	0	27
	B. Drumm	11	1	13	13.0	0	13
	J. Bannan	11	1	12	12.0	1	12t
	B. Williams	5	1	4	4.0	0	2
	T. Wood	11	1	3	3.0	0	3

SCORING	Player	G	Tot	Ru	Re	2Pt.	PAT	EP-A	FG-A	PTS
	C. Johnson	8	9	8	1	0	0-0	0-0	0-0	54
	M. Mariscal	11	0	0	0	0	0-0	24-26	7-18	45
	C. Ochs	8	5	4	1	0	1-2	0-0	0-0	32
	J. Green	11	4	0	4	0	1-0	0-0	0-0	26
	J. Minardi	11	3	0	2	1	0-0	0-0	0-0	18
	R. Hollowell	11	2	0	1	0	0-0	0-0	0-0	12
	E. McCready	10	2	0	2	0	0-0	0-0	0-0	12
	J. Flores	11	0	0	0	0	0-0	3-3	2-2	9
	J. Bannan	11	1	0	1	0	0-0	0-0	0-0	6
	D. Graham	10	1	0	1	0	0-0	0-0	0-0	6
	M. Houston	3	1	1	0	0	0-0	0-0	0-0	6
	P. Jackson	11	1	0	0	1	0-0	0-0	0-0	6
	S. Nemeth	11	1	0	0	0	0-0	0-0	0-0	6
	B. Pesavento	5	1	1	0	0	0-0	0-0	0-0	6
	J. Sykes	11	1	0	0	1	0-0	0-0	0-0	6
	Team	11	0	0	0	0	0-0	0-1	0-0	0

PASSING	Player	G	Att	Com	Int	Pct.	Yards	—avg. per—	TD	Long	Sacked	TOTAL OFFENSE
								att. comp.				Att. Yds Avg.
	C. Ochs	8	245	145	7	59.2	1778	7.3	12.3	7	68	307 1884 6.1
	B. Pesavento	5	72	43	0	59.7	536	7.4	12.5	3	53	12/67 94 513 5.5
	Z. Colvin	5	45	24	1	53.3	267	5.9	11.1	2	29	8/43 59 247 4.2
	J. Green	11	1	1	0	100.0	29	29.0	29.0	1	29t	0/0 1 29 29.0
	J. Flores	11	1	1	0	100.0	27	27.0	27.0	0	27	0/0 2 34 17.0
	S. Nemeth	11	1	1	0	100.0	3	3.0	3.0	0	3	0/0 10 46 4.6
	C. Cormier	11	1	0	1	0.0	0	0.0	0.0	0	0	0/0 2 -1 -0.5
	Team (spiked passes)		2	0	0	0.0	0	0.0	0.0	0	0	0/0 9 -13 -1.4

PUNTING	Player	G	No.	Yards	Avg.	Long	In	had	Net	
							20	50+	blk Avg.	
	J. Flores	11	59	2247	38.1	52	14	5	0	35.2
	M. Mariscal	11	1	44	44.0	0	0	0	0	23.0

PUNT RETURNS	Player	G	No.	Yards	Avg.	TD	Long
	R. Hollowell	11	9	135	15.0	1	66t
	J. Minardi	11	4	97	24.3	0	42
	M. Harris	11	1	22	22.0	0	22
	J. Brunson	6	1	17	17.0	0	17
	M. Lewis	11	1	14	14.0	0	14

KICKOFF RETURNS	Player	G	No.	Yards	Avg.	TD	Long
	R. Hollowell	11	15	308	20.5	0	29
	M. Brunson	10	7	149	21.3	0	37
	C. Cormier	11	3	57	19.0	0	21
	B. Drumm	10	1	18	18.0	0	18

INTERCEPTIONS	Player	G	No.	Yards	Avg.	TD	Long
	M. Lewis	11	3	34	11.3	0	23
	P. Jackson	11	2	58	29.0	1	30
	T. Wood	11	2	0	0.0	0	0
	A. Jones	11	1	12	12.0	0	12
	J. Sykes	11	1	10	10.0	0	10
	R. Robinson	11	1	0	0.0	0	0



2001 10-3 7-1 (1st, North/Big 12)

	Result	Attend.	Rank	CU	Rushing	Passing	Tot Off	Opp	Rushing	Passing	Tot Off	TV
			CU	Opp	att	yds	td	no	yds	att	yds	td
A 26 ★FRESNO STATE (N)	L 22-24	47,762	—	23	31	66	0	82	412	17	35	287
S 1 †Colorado State	W 41-14	75,022	—	24	54	315	3	73	410	18	29	294
S 8 SAN JOSE STATE	W 51-15	40,338	—	32	55	263	4	86	560	19	27	305
S 22 *KANSAS	W 27-16	47,495	—	23	48	338	2	73	524	15	44	278
O 6 *at Kansas State	W 16-6	51,101	—	12	45	196	0	61	283	15	40	196
O 13 *TEXAS A&M	W 31-21	49,521	20	25	19	170	1	80	353	19	19	376
O 20 *at Texas	L 7-41	83,156	14	9	12	32	124	1	289	25	40	425
O 27 *at Oklahoma State (N)	W 22-19	41,070	25	—	48	170	1	77	465	15	29	346
N 3 *MISSOURI	W 38-24	45,942	25	—	48	242	2	70	499	19	35	356
N 10 *at Iowa State (N)	W 40-27	39,204	21	—	57	255	2	84	502	22	35	411
N 23 *NEBRASKA	W 62-36	53,790	14	2	52	380	8	68	582	21	49	552
D 1 ♦Texas (N)	W 39-37	65,675	9	3	18	53	223	3	72	334	22	462
J 1 #Oregon	L 16-38	74,118	3	2	20	31	49	1	328	22	28	500

★—Jim Thorpe Association Football Classic; †—INVESTCO Field at Mile High, Denver; ♦—Big 12 Championship game at Irving, Texas; #—Fiesta Bowl at Tempe, Ariz.
 Head Coach: Gary Barnett. Assistant Coaches: Brian Cabral (AHC/ILB), Shawn Watson (OC/QB), Tom McMahon (co-DC/DB), Vince Okruch (co-DC/OLB), Eric Bieniemy (RB), Jon Embree (WR), Steve Marshall (OL), Chris Wilson (DL), John Wristen (TE).

Usual Lineup: **Offense (Multiple)**—WR John Minardi/Cedric Cormier, WR Derek McCoy, ST Justin Bates, SG Justin Bates, SG Marwan Hage, C Wayne Lucier, TG Andre Gurode, TT Victor Rogers, TE Daniel Graham, QB Craig Ochs/Bobby Pesavento, TB Chris Brown/Bobby Purify/Cortlen Johnson, FB Brandon Drumm. **Defense (4-3 Base/Multiple)**—DE Tyler Brayton, DT Justin Bannan, DT Brandon Douboud/DeAndre Fluellen, DE Marques Harris, ILB Sean Tufts, ILB Jashon Sykes/Joey Johnson, OLB Drew Wahlroos, LCB Donald Strickland, SS Michael Lewis, FS Robbie Robinson, RCB Roderick Sneed/Phil Jackson. **Specialists**—P Mark Mariscal, PK Jeremy Flores, KR Roman Hollowell.

Notes: A Sept. 15 game at Washington State scheduled was cancelled due to the Sept. 11 terrorist attacks on the east coast. CU plays in its first Big 12 Championship game and wins the title with a 39-37 win over Texas in basically a road game at Irving; a 62-36 win over Nebraska the previous week gave the Buffs their first North Division title. Daniel Graham wins the John Mackey Award as the nation's top tight end, and is named the school's sixth unanimous All-American.

SCORE/QUARTERS	1	2	3	4	OT	Total
COLORADO	107	114	73	102	0	396
Opponents	55	117	30	78	0	280

TEAM STATISTICS	Colorado	Opponents
FIRST DOWNS	261	227
by rushing	135	83
by passing	107	117
by penalty	19	27
FIRST DOWN PLAYS / Average	391/6.7	363/5.3
THIRD DOWN EFFICIENCY	74-182	60-177
percentage	40.7	33.9
FOURTH DOWN EFFICIENCY	8-18	5-18
percentage	44.4	27.3
RUSHING ATTEMPTS	575	405
yards gained	3035	1820
yards lost	293	275
NET RUSHING YARDS	2742	1545
average per rush	4.8	3.8
average per game	228.5	128.8
PASSING ATTEMPTS	311	433
passes completed	186	231
had intercepted	11	17
completion percentage	59.8	53.3
NET PASSING YARDS	2471	2743
average per attempt	7.9	6.3
average per completion	13.3	11.9
average per game	205.9	228.6
QBs sacked/yards lost	17/137	25/182

TOTAL OFFENSIVE PLAYS	886	838
TOTAL NET YARDS	5213	4288
AVERAGE GAIN PER PLAY	5.88	5.12
AVERAGE PER GAME	434.4	357.3
FUMBLES-LOST	20-11	17-5
PENALTIES/YARDS	97/838	79/641
TURNOVERS (Margin: 0/0.00)	22	22
TOTAL RETURN YARDS	854	417
Punt Returns: No-Yards	30-522	19-208
Interceptions: No-Yards	17-277	11-203
Misc. (Fum./Blk. FG) Returns	2-55	2-6
KICKOFF RETURNS: No-Yards	28-541	48-1090
average per return	19.3	22.7
PUNTS/Average	42.3	41.5
DEFENSIVE/tackles for loss	63-273	53-220
quarterback sacks/yards	25/182	17/137
quarterback hurries	42	22
passes broken up	67	33
forced fumbles	11	11
BLOCKED KICKS (Special Teams)	3	1
TIME OF POSSESSION (Avg.)	32:05	27:55
TIMES PENETRATED OPP. 20	48	32
scores/td,fg	38/27,11	30/22,8
TOUCHDOWNS	49	35
by rushing	27	15
by passing	15	17
by return	7	3
PAT Kicks	41-44	29-33
2-Pt. PAT	2-5	0-2
Field Goals	19-26	13-19
Safeties/Defensive PAT	0/0	1/0
TOTAL POINTS	396	280
average per game	33.0	23.3

RUSHING Player	G	Att	Gain	Loss	NET Avg.	TD	Long
C. Brown	12	190	956	10	946	5.0	16 40t
B. Purify	12	157	953	37	916	5.8	5 51
C. Johnson	12	89	583	16	567	6.4	4 35
M. Houston	7	39	141	9	132	3.4	1 16t
C. Ochs	7	31	163	79	84	2.7	0 27
V. Reed	2	11	58	0	58	5.3	0 12
R. Hollowell	12	5	53	0	53	10.6	0 30
B. Drumm	12	7	21	2	19	2.7	0 11
R. Hodge	9	3	14	0	14	4.7	0 7
D. Andrews	7	1	5	0	5	5.0	0 5
J. Johns	2	1	1	0	1	1.0	0 1
B. Pesavento	9	26	87	89	-2	-0.1	1 22
Team	12	15	0	51	-51	(kneel-downs, snaps)	

RECEIVING Player	G	No.	Yards	Avg.	TD	Long
D. Graham	12	51	753	14.8	6	49
D. McCoy	12	30	512	17.1	2	75
C. Johnson	12	24	382	15.9	1	52
B. Drumm	12	14	102	7.3	0	23
M. Brunson	12	13	246	18.9	3	74t
C. Cormier	11	13	138	10.6	1	20
B. Purify	12	11	92	8.4	0	20
J. Minardi	4	11	67	6.1	2	16t
R. Hollowell	12	7	78	11.1	0	22
C. Brown	12	6	36	6.0	0	13
Q. Sypniewski	12	2	25	12.5	0	18
J. Donahoe	6	1	23	23.0	0	23
J. Wallace	3	1	7	7.0	0	7
D. Andrews	8	1	7	7.0	0	7
C. Alexander	12	1	3	3.0	0	3

SCORING Player	Touchdowns	2Pt.	EP-A	FG-A	PTS				
	G	Tot	Ru	Re	Rt	PAT	EP-A	FG-A	PTS
C. Brown	12	16	16	0	0	0-0	0-0	0-0	96
J. Flores	11	0	0	0	0	0-0	40-42	18-24	94
D. Graham	12	6	0	6	0	0-0	0-0	0-0	36
C. Johnson	12	5	4	1	0	0-0	0-0	0-0	30
B. Purify	12	5	5	0	0	0-0	0-0	0-0	30
M. Brunson	12	3	0	3	0	0-0	0-0	0-0	18
D. McCoy	12	2	0	2	0	2-0	0-0	0-0	16
R. Hollowell	12	2	0	0	2	0-0	0-0	0-0	12
J. Minardi	4	2	0	2	0	0-0	0-0	0-0	12
D. Strickland	12	2	0	0	2	0-0	0-0	0-0	12
C. Cormier	11	1	0	1	0	0-0	0-0	0-0	6
M. Houston	7	1	0	0	0	0-0	0-0	0-0	6
J. Johnson	12	1	0	0	1	0-0	0-0	0-0	6
M. Lewis	12	1	0	0	1	0-0	0-0	0-0	6
M. Moorer	12	1	0	0	1	0-0	0-0	0-0	6
B. Pesavento	9	1	1	0	0	0-3	0-0	0-0	6
P. Brougham	12	0	0	0	0	0-0	1-2	1-2	4
C. Ochs	7	0	0	0	0	0-2	0-0	0-0	0

PASSING Player	G	Att	Com	Int	Pct.	Yards	—avg. per—	TD	Long	Sacked	TOTAL OFFENSE			
							att.	comp.			Att.	Yds	Avg.	
B. Pesavento	9	139	85	4	61.2	1234	8.9	14.5	8	62t	11/87	165	1232	7.5
C. Ochs	7	166	99	6	59.6	1220	7.3	12.3	7	75	6/50	197	1304	6.6
J. Burianek	11	1	1	0	100.0	10	10.0	10.0	0	10	0/0	1	10	10.0
R. Hodge	9	3	1	1	33.3	7	2.3	7.0	0	7	0/0	6	21	3.5
S. Nemeth	5	1	0	0	0.0	0	0.0	0.0	0	0	0/0	1	0	0.0
Team (spiked passes)		1	0	0	0.0	0	0.0	0.0	0	0	0/0	1	0	0.0

NCAA Ratings: Pesavento 149.0, Ochs 128.1, Hodge -13.8.

PUNTING Player	G	No.	Yards	Avg.	Long	In	had	Net
						20	50+	blk Avg.
M. Mariscal	11	37	1647	44.5	64	9	11	0 40.5
J. Flores	11	16	594	37.1	55	7	2	0 33.3

PUNT RETURNS Player	G	No.	Yards	Avg.	TD	Long
R. Hollowell	12	29	522	18.0	2	77t
Team	12	1	0	0.0	0	0

KICKOFF RETURNS Player	G	No.	Yards	Avg.	TD	Long
R. Hollowell	12	21	431	20.5	0	52
R. Sneed	11	3	56	18.7	0	22
C. Surrell	12	3	48	16.0	0	20
Q. Sypniewski	12	1	6	6.0	0	6

INTERCEPTIONS Player	G	No.	Yards	Avg.	TD	Long
M. Lewis	12	5	78	15.6	1	41t
D. Strickland	12	2	34	17.0	2	31t
R. Sneed	11	2	2	1.0	0	2
T. Wood	9	2	0	0.0	0	0
J. Johnson	12	2	18	9.0	0	10
A. Killion	10	1	73	73.0	0	73
M. Moorer	12	1	64	64.0	1	64t
R. Robinson	12	1	8	8.0	0	8
M. Harris	12	1	0	0.0	0	0

FIELD GOALS Player	10-19	20-29	30-39	40-49	50+	Total	Long
J. Flores	2-2	5-7	7-11	3-3	1-1	18-24	51
P. Brougham	0-0	0-0	0-0	1-1	0-1	1-2	42
Opponents	1-1	4-5	3-3	3-6	2-4	13-19	59

TACKLE LEADERS Player	G	UT	AT	— Tot	TFL	QBS	PBU
M. Lewis	12	77	35	— 112	3-10	1-7	7
D. Strickland	12	53	25	— 78	1-4	0-0	15
D. Wahlroos	12	42	30	— 72	1-6	1-6	5



2002 9-5 7-1 (1st, North/Big 12)

	Result	Attend.	Rank	CU	Rushing	Passing	Tot Off	Opp	Rushing	Passing	Tot Off	TV
				FD	att yds td	a - c - l yds td	no yds	FD	att yds td	a - c - l yds td	no yds	
A 31 †Colorado State	L 14-19	75,531	7	19	48 170 1	27-14-1 199 0	75 369	17 38 152	3 24-11-1 168 0	62 320	ESPN2	
S 7 SAN DIEGO STATE (N)	W 34-14	44,126	17	20	46 265 2	22-9-1 136 2	68 401	24 23 42	2 59-39-0 359 0	82 401	FSN	
S 14 SOUTHERN CALIFORNIA	L 3-40	53,119	18	17	4 35 37 0	13- 2-1 24 1	48 61	22 41 181	4 31-22-0 244 0	72 425	ABC	
S 21 at UCLA	W 31-17	63,880	—	20	51 325 3	23-12-0 146 0	74 471	20 28 62	0 36-22-1 222 2	64 284	ABC	
O 5 *KANSAS STATE	W 35-31	52,584	—	13	15 43 194 2	20-13-0 289 3	63 483	15 44 320	4 14- 5-1 83 0	58 403	ABC	
O 12 *at Kansas	W 53-29	34,500	—	21	48 427 3	20-12-1 119 3	68 546	22 47 209	2 34-17-1 241 2	81 450		
O 19 *BAYLOR	W 34- 0	46,281	23	—	53 270 5	19-13-0 125 0	72 395	15 34 72	0 36-20-2 179 0	70 251		
O 26 *TEXAS TECH	W 37-13	50,478	21	—	14 41 162 1	23- 9-2 116 2	64 278	26 30 91	1 65-36-4 268 0	95 359	FSN	
N 2 *at Oklahoma	L 11-27	75,403	13	2	19 41 204 1	37-18-2 174 0	78 378	12 45 200	0 23-10-2 105 3	68 305	ABC	
N 9 *at Missouri (OT)	W 42-35	48,465	18	—	66 372 4	27-17-1 203 1	93 575	20 37 150	2 30-16-0 209 1	67 359	FSN	
N 16 *IOWA STATE (N)	W 41-27	48,728	17	—	51 331 2	29-17-0 187 2	80 518	27 38 207	3 35-24-1 265 1	73 472	FSN	
N 29 *at Nebraska	W 28-13	77,804	13	—	21 53 253 3	23-12-0 122 1	76 375	18 46 215	0 17- 6-1 119 1	63 334	ABC	
D 7 ♦Oklahoma (N)	L 7-29	63,332	12	8	9 32 126 0	15- 6-0 67 0	47 193	25 56 287	2 25-14-0 114 2	81 401	ABC	
D 28 #Wisconsin (N) (OT)	L 28-31	50,690	14	—	13 44 123 1	18- 9-3 77 2	62 200	21 51 193	2 24-12-1 163 2	75 356	ESPN	

†—INVESCO Field at Mile High, Denver; ♦—Big 12 Championship game at Houston, Texas; #—Alamo Bowl at San Antonio, Texas.

Head Coach: Gary Barnett. **Assistant Coaches:** Brian Cabral (AHC/ILB), Shawn Watson (OC/QB), Vince Okruch (DC/S), Eric Bieniemy (RB), Dave Borbely (OL), Jon Embree (WR), Vance Joseph (CB), Chris Wilson (DL), John Wristen (TE).

Usual Lineup: Offense (Multiple)—WR Derek McCoy, WR John Donahoe, ST Justin Bates, SG Justin Bates, SG Marwan Hage, C Ryan Gray, TG Wayne Lucier, TT Josh Foster, TE Beau Williams/Quinn Sypniewski, QB Robert Hodge, TB Chris Brown, FB Brandon Drumm. **Defense (Multiple/4-2-5 Base)**—DE Gabe Nyenhuis, DT Tyler Brayton, DT Sam Wilder, DE Marques Harris, ILB Sean Tufts, ILB Drew Wahlroos, ILB/SS Kory Mossoni, LCB Donald Strickland, SS J.J. Billingsley, FS Medford Moorero, WS Roderick Sneed, RCB Phil Jackson. **Specialists**—P Mark Mariscal, PK Patrick Brougham, KR Jeremy Bloom.

Notes: Colorado won its second straight Big 12 North Division title, posting a 7-1 record in league play (that gave CU a 14-2 record over two years, the fourth best two-year mark in Big 12 history), but Oklahoma ended the Buffs' bid to become the first back-to-back champion ever in Big 12 with a 29-7 win in the title game in Houston. Chris Brown led the nation in rushing much of the season before finishing third, and Mark Mariscal won the Ray Guy Award as the nation's best punter (both were first-team All-Americans).

SCORE/QUARTERS	1	2	3	4	OT	—	Total
COLORADO	89	103	84	87	7	—	370
Opponents	71	96	60	67	0	—	295
TEAM STATISTICS	Colorado		Opponents				
FIRST DOWNS	248		263				
by rushing	146		111				
by passing	88		125				
by penalty	14		27				
FIRST DOWN PLAYS / Average	386/5.7		403/5.6				
THIRD DOWN EFFICIENCY	72-192		80-206				
percentage	37.5		38.8				
FOURTH DOWN EFFICIENCY	13-19		9-21				
percentage	68.4		42.9				
RUSHING ATTEMPTS	608		507				
yards gained	3459		2598				
yards lost	323		410				
NET RUSHING YARDS	3136		2188				
average per rush	5.2		4.3				
average per game	241.2		168.3				
PASSING ATTEMPTS	298		429				
passes completed	154		242				
had intercepted	9		14				
completion percentage	51.7		56.4				
NET PASSING YARDS	1907		2576				
average per attempt	6.4		6.0				
average per completion	12.4		10.6				
average per game	146.7		198.2				
QBs sacked/yards lost	19/153		33/238				
TOTAL OFFENSIVE PLAYS	906		936				
TOTAL NET YARDS	5043		4764				
AVERAGE GAIN PER PLAY	5.6		5.1				
AVERAGE PER GAME	387.9		366.5				
FUMBLES-LOST	28-11		29-12				
PENALTIES/YARDS	86/762		64/484				
TURNOVERS (Margin: +6/+0.46)	20		26				
TOTAL RETURN YARDS	803		607				
Punt Returns: No-Yards	32-427		34-351				
Interceptions: No-Yards	14-288		9-165				
Misc. (Fum/Blk. FG) Returns	5-88		3-91				
KICKOFF RETURNS: No-Yards	25-592		32-672				
average per return	23.7		21.0				
PUNTS/Average	66/47.4		73/41.1				
DEFENSIVE/tackles for loss	104-425		77-297				
quarterback sacks/yards	33/238		19/153				
quarterback hurries	53		54				
passes broken up	63		33				
forced fumbles	18		15				
BLOCKED KICKS (Special Teams)	5		4				
TIME OF POSSESSION (Avg.)	29:28		30:32				
TIMES PENETRATED OPP. 20	51		41				
scores/td.fg	33/27.6		30/22.8				
TOUCHDOWNS	48		39				
by rushing	27		23				
by passing	14		14				
by return	7		2				
PAT Kicks	41-44		31-36				
2-Pt. PAT	4-4		0-3				
Field Goals	11-25		9-18				
Safeties/Defensive PAT	0/0		1/0				
TOTAL POINTS	370		294				
average per game	28.5		22.6				

RUSHING									
Player	G	Att	Gain	Loss	NET	Avg.	TD	Long	
C. Brown	11	275	1783	39	1744	6.3	18	85t	
B. Purify	13	132	783	44	739	5.6	3	50	
B. Calhoun	13	67	321	23	298	4.4	0	37	
B. Drumm	13	11	128	0	128	11.6	4	44	
R. Hodge	12	72	234	149	85	1.2	2	34t	
M. Houston	4	13	51	2	49	3.8	0	14	
D. McCoy	13	3	48	9	39	13.0	0	28	
J. Bloom	12	5	37	7	30	6.0	0	26	
L. Vickers	10	7	26	1	25	3.6	0	9	
C. Ochs	2	11	41	26	15	1.4	0	10	
P. Brougham	13	1	6	0	6	6.0	0	6	
Z. Colvin	4	3	1	14	-13	-4.3	0	1	
Team	13	8	0	9	-9	(kneel-downs, snaps)			
RECEIVING									
Player	G	No.	Yards	Avg.	TD	Long			
D. McCoy	13	41	643	15.7	7	75t			
B. Purify	13	21	224	10.7	1	36t			
B. Drumm	13	18	145	8.1	0	21			
D.J. Hackett	12	15	181	12.1	2	31			
J. Donahoe	13	13	160	12.3	0	45			
R. Monteilh	13	12	95	7.9	0	12			
B. Williams	11	11	123	11.2	1	22t			
Q. Sypniewski	12	6	42	7.0	0	12			
C. Brown	11	5	40	8.0	0	20			
B. Calhoun	13	4	73	18.3	1	71t			
J. Bloom	12	2	102	51.0	1	94t			
J. Wallace	13	2	29	14.5	1	28			
R. Hodge	12	1	29	29.0	0	29			
S. Wilder	13	1	9	9.0	0	9			
L. Vickers	10	1	7	7.0	0	7			
M. Moore	13	1	5	5.0	0	5			
SCORING									
Player	G	Tot	Ru	Re	PAT	EP-A	FG-A	PTS	
C. Brown	11	18	0	0	0	0-0	0-0	108	
P. Brougham	13	0	0	0	0	40-43	11-25	73	
D. McCoy	13	7	0	7	0	2-0	0-0	46	
B. Drumm	13	4	4	0	0	0-0	0-0	24	
B. Purify	13	4	3	1	0	0-0	0-0	24	
J. Bloom	12	3	0	1	2	0-0	0-0	18	
R. Hodge	12	2	2	0	0	0-4	0-0	12	
D.J. Hackett	12	2	0	2	0	0-0	0-0	12	
M. Moorero	13	2	0	2	0	0-0	0-0	12	
T. Brayton	13	1	0	1	0	0-0	0-0	6	
B. Calhoun	13	1	0	1	0	0-0	0-0	6	
A. Dawn	13	1	0	1	0	0-0	0-0	6	
D. Strickland	13	1	0	1	0	0-0	0-0	6	
J. Wallace	13	1	0	1	0	0-0	0-0	6	
B. Williams	11	1	0	1	0	0-0	0-0	6	
J. Donahoe	13	0	0	0	1	0-0	0-0	2	
Q. Sypniewski	12	0	0	0	1	0-0	0-0	2	
J.T. Eberly	3	0	0	0	0	0-0	1-1	0	
PASSING									
Player	G	Att	Com	Int	Pct.	Yards	—avg. per—	TD	Long
R. Hodge	12	245	131	6	53.5	1547	6.3 11.8	12	94t
C. Ochs	2	42	21	2	50.0	327	7.8 15.6	2	75t
B. Kunkel	13	2	1	0	50.0	29	14.5 29.0	0	29
Z. Colvin	4	5	1	1	20.0	4	0.8 4.0	0	4
J. Klatt	3	3	0	0	0.0	0	0.0 0.0	0	0
Team (spiked passes)		1	0	0	0.0	0	0.0 0.0	0	0

NCAA Ratings: Ochs 121.8, Hodge 117.8, Colvin 13.6.

PUNTING									
Player	G	No.	Yards	Avg.	Long	20	50+	blk	Net Avg.
M. Mariscal	13	61	2941	48.2	68	16	29	2	43.0
J. Torp	2	3	149	49.7	63	3	1	0	49.3
PUNT RETURNS									
Player	G	No.	Yards	Avg.	TD	Long			
J. Bloom	12	20	336	16.8	2	80t			
D. McCoy	13	9	60	6.7	0	21			
D. Strickland	13	1	15	15.0	0	15			
J. Donahoe	13	1	12	12.0	0	12			
E. Judge	13	1	4	4.0	0	4			
KICKOFF RETURNS									
Player	G	No.	Yards	Avg.	TD	Long			
R. Sneed	12	17	468	27.5	0	69			
B. Calhoun									



2003 5-7 3-5 (4th, North/Big 12)

	Result	Attend.	Rank		CU FD	Rushing			Passing			Tot Off		Opp FD	Rushing			Passing			Tot Off		TV	
			CU	Opp		att	yds	td	a	c	i	yds	td		no	yds	att	yds	td	a	c	i		yds
A 30 †Colorado State (N)	W	42-35	76,219	—	23	17	43	102	2	34-21-0	402	4	77	504	24	39	246	2	40-18-1	339	3	79	585	ESPN
S 6 UCLA	W	16-14	48,584	24	—	21	47	88	1	31-21-0	157	1	78	245	13	26	38	0	30-17-0	205	3	56	243	ABC
S 13 WASHINGTON STATE	L	26-47	48,146	17	—	21	34	97	0	55-32-2	348	3	89	445	16	33	153	1	33-17-1	310	3	66	463	PPV
S 20 at Florida State	L	7-47	83,294	—	10	13	38	83	0	31-15-0	192	1	69	275	26	24	93	2	47-35-0	458	2	71	551	ABC
O 4 *at Baylor	L	30-42	23,147	—	—	15	27	57	2	37-19-2	399	2	64	456	22	56	203	2	28-18-0	207	3	84	410	FSN
O 11 *KANSAS (OT)	W	50-47	50,477	—	—	35	39	179	4	54-38-1	419	2	93	598	20	37	164	3	31-20-0	422	3	68	586	
O 18 *at Kansas State	L	20-49	51,536	—	—	25	32	132	1	45-29-1	290	1	77	422	23	40	142	3	28-20-0	242	3	68	384	
O 25 *OKLAHOMA (N)	L	20-34	54,215	—	1	15	25	40	0	33-24-1	187	3	58	227	24	40	186	1	28-19-0	248	3	68	434	TBS
N 1 *at Texas Tech (N)	L	21-26	52,908	—	—	17	41	81	1	33-18-3	213	2	74	294	32	23	91	1	51-30-5	399	1	74	490	FSN
N 8 *MISSOURI	W	21-16	47,722	—	22	19	33	89	1	26-19-0	187	2	59	276	27	41	169	0	42-29-2	278	2	83	447	
N 15 *at Iowa State	W	44-10	36,977	—	—	19	45	110	4	29-21-1	288	2	74	398	17	32	102	0	40-16-1	121	1	72	223	
N 28 *NEBRASKA	L	22-31	53,444	—	25	19	31	64	0	44-26-2	269	3	75	333	18	59	223	3	18- 8-0	146	1	77	369	ABC

†—INVESCO Field at Mile High, Denver.

Head Coach: Gary Barnett. **Assistant Coaches:** Brian Cabral (AHC/ILB), Shawn Watson (OC/QB), Vince Okruch (DC/S), Dave Borbely (OL), Ted Gilmore (WR), Vance Joseph (CB), Shawn Simms (RB), Chris Wilson (DL), John Wristen (TE).

Specialists—P John Torp, PK Mason Crosby, PK Kevin Eberhart, KR Jeremy Bloom.

Notes: A young team, tough schedule and early-season injuries to three key seniors (DE Marques Harris, TB Bobby Purify and TE Quinn Sypniewski) were all major factors in CU's missing a bowl berth for only the fourth time since the 1984 season. Freshmen and sophomores accounted for 110 starts, while for only the eighth time in history sophomores led the Buffs in both rushing (Brian Calhoun) and in passing (Joel Klatt). Senior receiver D.J. Hackett set a school record for receptions (78), and teamed with fellow senior wideout Derek McCoy and Klatt to establish over two dozen records in the passing game.

SCORE/QUARTERS	1	2	3	4	OT	— Total
COLORADO	86	114	60	53	6	— 319
Opponents	74	109	113	99	3	— 398

TEAM STATISTICS	Colorado	Opponents
FIRST DOWNS	236	262
by rushing	74	107
by passing	139	135
by penalty	23	20
FIRST DOWN PLAYS / Average	372/4.3	389/6.0
THIRD DOWN EFFICIENCY	78-194	56-162
percentage	40.2	34.6
FOURTH DOWN EFFICIENCY	14-23	13-27
percentage	60.9	48.1
RUSHING ATTEMPTS	435	450
yards gained	1525	2101
yards lost	403	291
NET RUSHING YARDS	1122	1810
average per rush	2.6	4.0
average per game	93.5	150.8
PASSING ATTEMPTS	452	416
passes completed	283	247
had intercepted	13	10
completion percentage	62.6	59.4
NET PASSING YARDS	3351	3375
average per attempt	7.4	8.1
average per completion	11.8	13.7
average per game	279.3	281.3
QB's sacked/yards lost	39/245	19/141

TOTAL OFFENSIVE PLAYS	887	866
TOTAL NET YARDS	4473	5185
AVERAGE GAIN PER PLAY	5.0	6.0
AVERAGE PER GAME	372.8	432.1
FUMBLES-LOST	23-15	27-12
PENALTIES/YARDS	84/677	92/798
TURNOVERS (Margin: -6/-0.50)	28	22
TOTAL RETURN YARDS	453	599
Punt Returns: No-Yards	27-317	35-411
Interceptions: No-Yards	10-126	13-163
Misc. (Fum/Bk. FG) Returns	2-10	3-25
KICKOFF RETURNS: No-Yards	39-873	26-593
average per return	22.4	22.8
PUNTS/Average	67/40.4	54/44.4
DEFENSIVE/tackles for loss	74-291	94-365
quarterback sacks/yards	19/141	39/245
quarterback hurries	58	91
passes broken up	47	42
forced fumbles	11	12
BLOCKED KICKS (Special Teams)	5	7
TIME OF POSSESSION (Avg.)	30:24	29:36
TIMES PENETRATED OPP. 20	38	42
scores/td,fg	32/28.4	35/24.11
TOUCHDOWNS	44	51
by rushing	16	18
by passing	27	27
by return	1	6
PAT Kicks	32-38	45-49
2-Pt. PAT	1-5	0-2
Field Goals	7-11	15-19
Safeties/Defensive PAT	0/0	1/0
TOTAL POINTS	319	398
average per game	26.6	33.2

RUSHING Player	G	Att	Gain	Loss	NET	Avg.	TD	Long
B. Calhoun	12	195	872	62	810	4.2	5	49
B. Purify	3	52	179	12	167	3.2	3	18
D. Jolly	8	47	120	11	109	2.3	6	10
L. Vickers	11	28	105	5	100	3.6	1	19
J. Bloom	12	10	63	11	52	5.2	0	19
B. Caesar	9	8	27	6	21	2.6	0	9
J. Torp	12	3	30	14	16	5.3	0	20
K. Griffith	12	1	6	0	6	6.0	0	6
J. Cox	2	2	2	5	-3	-1.5	0	2
B. Kunkel	12	1	0	5	-5	-5.0	0	-5
R. Monteilh	10	1	0	8	-8	-8.0	0	-8
D. Hackett	12	1	0	9	-9	-9.0	0	-9
E. Greenberg	6	14	11	41	-30	-2.1	0	5
J. Klatt	11	68	110	201	-91	-1.3	1	13
Team	12	4	0	13	-13	(kneel-downs, snaps)		

RECEIVING Player	G	No.	Yards	Avg.	TD	Long
D. Hackett	12	78	1,013	13.0	7	52
D. McCoy	12	63	883	14.0	11	82t
B. Calhoun	12	32	266	8.3	1	49
J. Bloom	12	22	356	16.2	1	81t
J. Klopfenstein	11	20	190	9.5	4	48t
R. Monteilh	10	18	153	8.5	0	20
J. Donahoe	12	16	260	16.3	2	45t
L. Vickers	11	15	123	8.2	1	29
J. Wallace	12	12	70	5.8	0	12
B. Purify	3	4	27	6.8	0	19
Q. Sypniewski	2	2	9	4.5	0	5
D. Jolly	8	1	1	1.0	0	1

SCORING Player	Touchdowns	2Pt.	EP-A	FG-A	PTS				
	G	Tot	Ru	Re	Rt	PAT	EP-A	FG-A	PTS
D. McCoy	12	11	0	11	0	0-0	0-0	0-0	66
M. Crosby	12	0	0	0	0	0-0	31-37	7-9	52
D. Hackett	12	7	0	7	0	1-0	0-0	0-0	44
B. Calhoun	12	6	5	1	0	0-0	0-0	0-0	36
D. Jolly	8	6	6	0	0	0-0	0-0	0-0	36
J. Klopfenstein	11	4	0	4	0	0-0	0-0	0-0	24
B. Purify	3	3	3	0	0	0-0	0-0	0-0	18
J. Bloom	12	2	0	1	1	0-0	0-0	0-0	12
J. Donahoe	12	2	0	2	0	0-0	0-0	0-0	12
L. Vickers	11	2	1	1	0	0-0	0-0	0-0	12
J. Klatt	11	1	1	0	0	0-5	0-0	0-0	6
K. Eberhart	5	0	0	0	0	0-0	1-1	0-2	1

PASSING Player	G	Att	Com	Int	Pct.	Yards	—avg. per—	TD	Long	Sacked	TOTAL OFFENSE			
							att.	comp.			Att.	Yds	Avg.	
J. Klatt	11	358	233	10	65.1	2614	7.3	11.2	21	82t	29/188	426	2523	5.9
E. Greenberg	6	92	49	3	53.3	737	8.0	15.0	6	81t	7/ 35	106	707	6.7
J. Cox	2	1	1	0	100.0	0	0.0	0.0	0	0	1/ 5	3	-3	-3.0
J. Bloom	12	1	0	0	0.0	0	0.0	0.0	0	0	0/ 0	11	52	4.7
D. Hackett	12	0	0	0	0.0	0	0/0	0.0	0	0	1/ -9	1	-9	-9.0
Team (spiked passes)		0	0	0	0.0	0	0.0	0.0	0	0	1/ 8	1	-8	-8.0

NCAA Ratings: Klatt 140.2, Greenberg 135.6.

PUNTING Player	G	No.	Yards	Avg.	Long	In	had	Net	
						20	50+	blk	
J. Torp	12	63	2679	42.5	69	16	14	4	37.3
Team	12	4	30	7.5	30	0	0	0	-13.8

PUNT RETURNS Player	G	No.	Yards	Avg.	TD	Long
J. Bloom	12	24	289	12.0	0	37
D. McCoy	12	1	13	13.0	0	13
D. Hackett	12	1	9	9.0	0	9
J. Donahoe	12	1	5	5.0	0	5
P. Jackson	11	0	1		0	1

KICKOFF RETURNS Player	G	No.	Yards	Avg.	TD	Long
T. Wheatley	12	2	57	29.5	0	38
J. Bloom	12	24	589	24.5	1	88t
J. Billingsley	12	4	87	21.8	0	29
M. Moore	12	4	61	15.3	0	19
C. Surrell	9	5	59	15.8	0	24

INTERCEPTIONS Player	G	No.	Yards	Avg.	TD	Long
M. Moorero	12	2	95	47.5	0	72
S. Joseph	12	2	17	8.5	0	17
J. Billingsley	12	2	8	4.0	0	6
D. Brooks	10	2	6	3.0	0	5
A. Dawn	12	1	0	0.0	0	0
B. Dabdoub	12	1	0	0.0	0	0

FIELD GOALS Player	10-19	20-29	30-39	40-49</
--------------------	-------	-------	-------	---------



2004 8-5 4-4 (1st, North/Big 12)

S	R	Opp	Result	Attend.	Rank		CU	Rushing			Passing			Tot Off		Opp		Rushing			Passing			Tot Off		TV
					CU	Opp		att	yds	td	a - c - i	yds	td	no	yds	FD	att	yds	td	a - c - i	yds	td	no	yds		
S 4	4	COLORADO STATE (N)	W 27-24	54,954	—	—	20	45	255	2	25-13-1	117	0	70	372	23	28	44	1	52-19-1	387	1	92	402	FSN	
S 11	11	at Washington State	W 20-12	56,188	—	—	7	37	47	0	24-12-1	78	0	61	125	20	40	15	1	52-19-1	387	1	92	402	ABC	
S 18	18	NORTH TEXAS (N)	W 52-21	46,355	—	—	34	37	203	4	35-28-0	383	3	72	586	20	40	258	2	36-21-0	249	1	76	507	PPV	
O 2	2	*at Missouri	L 9-17	60,108	—	—	13	28	80	1	28-18-3	171	0	56	251	22	55	228	1	25-16-0	189	1	80	417	ABC	
O 9	9	*OKLAHOMA STATE	L 14-42	46,521	—	—	21	30	129	1	46-28-2	318	1	76	447	15	43	236	2	11- 8-1	193	3	54	429	ABC	
O 16	16	*IOWA STATE	W 19-14	44,285	—	—	17	34	141	0	34-18-3	163	1	68	304	24	47	164	0	33-16-1	239	1	80	403	FSN	
O 23	23	*at Texas A&M (OT)	L 26-29	73,745	—	—	17	22	36	146	1	43-26-0	364	2	79	510	25	46	238	2	39-24-0	294	0	85	532	
O 30	30	*TEXAS	L 7-31	51,571	—	—	8	13	18	3	37-21-2	218	0	55	221	23	66	326	4	15- 8-2	71	0	81	397	ABC	
N 6	6	*at Kansas	W 30-21	38,214	—	—	17	37	110	1	31-18-3	153	1	68	263	16	38	92	2	36-24-1	250	1	74	342		
N 13	13	*KANSAS STATE	W 38-31	46,502	—	—	15	36	157	3	27-15-1	225	2	63	382	24	41	160	2	34-22-1	212	1	75	372		
N 26	26	*at Nebraska	W 26-20	77,661	—	—	19	48	198	1	29-18-1	222	1	77	420	24	23	67	1	55-29-4	306	2	78	373	ABC	
D 4	4	◆Oklahoma (N)	L 3-42	62,310	—	—	2	3	16	-4	28- 9-1	50	0	44	46	26	46	236	3	32-24-2	262	3	78	498	ABC	
D 29	29	#Texas-El Paso	W 33-28	27,235	—	—	23	44	157	1	33-24-0	333	2	77	490	19	27	34	2	42-22-2	328	2	69	362	ESPN	

◆—Big 12 Championship game at Kansas City, Mo.; #—Houston Bowl at Houston, Texas.
Head Coach: Gary Barnett. **Assistant Coaches:** Brian Cabral (AH/CLB), Shawn Watson (OC/QB), Mike Hankwitz (DC/OLB), Dave Borbely (OL), Craig Bray (DB), Ted Gilmore (WR), Shawn Simms (RB), Chris Wilson (DL), John Wristen (TE).

Usual Lineup: Offense (Multiple)—WR Derek McCoy, WR Evan Judge/Blake Mackey, ST Sam Wilder, SG Terrence Barreau, C Mark Fenton, TG Brian Daniels, TT Clint O'Neal, TE Joe Klopfenstein, QB Joel Klatt, TB Bobby Purify, FB Lawrence Vickers/TE Jesse Wallace. **Defense (Multiple/4-3 Base)**—DE Alex Ligon/Abraham Wright, DT Matt McChesney, NT Vaka Manupuna/Brandon Dabdoub, DE James Garee, ILB Akarika Dawn/Thaddaeus Washington, ILB Jordan Dixon, OLB Brian Iwuh, LCB Lorenzo Sims, FS-SS Tyrone Henderson/Dominique Brooks, SS Tom Hubbard, RCB Gerett Burl/Terrence Wheatley. **Specialists**—P John Torp, PK Mason Crosby, KR Stephone Robinson/Terrence Wheatley.

Notes: Entering November with a 1-4 record in league play, most had written off the Buffaloes' chances for the Big 12 North title... except nobody told CU. Six specific things needed to happen for CU to reach the title game, first and foremost a Colorado sweep of its turkey-month games. CU did just that and the other things all fell into place and the Buffs won their third division title in four years. TB Bobby Purify enjoyed a 1,000-yard season and finished his career third on CU's all-time rushing charts. CU rallied for a 33-28 win in the Houston Bowl to snap a 2-game bowl losing streak

SCORE/QUARTERS	1	2	3	4	OT	— Total
COLORADO	78	62	60	71	0	— 271
Opponents	56	86	58	101	3	— 304
TEAM STATISTICS						
FIRST DOWNS			Colorado	Opponents		
by rushing	202	262				
by passing	72	106				
by penalty	118	138				
FIRST DOWN PLAYS / Average	343/4.9	399/5.4				
THIRD DOWN EFFICIENCY	59-172	92-205				
percentage	34.3	44.9				
FOURTH DOWN EFFICIENCY	3-11	8-15				
percentage	27.3	53.3				
RUSHING ATTEMPTS	402	513				
yards gained	1703	2377				
yards lost	238	313				
NET RUSHING YARDS	1465	2064				
average per rush	3.6	4.0				
average per game	122.1	172.0				
PASSING ATTEMPTS	387	410				
passes completed	224	240				
had intercepted	18	14				
completion percentage	57.9	58.5				
NET PASSING YARDS	2462	3055				
average per attempt	6.4	7.5				
average per completion	11.0	12.7				
average per game	205.2	254.6				
QBs sacked/yards lost	20/117	31/200				
TOTAL OFFENSIVE PLAYS	789	923				
TOTAL NET YARDS	3927	5119				
AVERAGE GAIN PER PLAY	5.0	5.6				
AVERAGE PER GAME	327.3	426.6				
FUMBLES-LOST	18-8	20-10				
PENALTIES/YARDS	94/706	74/564				
TURNOVERS (Margin: -2/-0.17)	26	24				
TOTAL RETURN YARDS	574	499				
Punt Returns: No-Yards	39-306	40-266				
Interceptions: No-Yards	14-227	18-227				
Misc. (Fum/Blk. FG) Returns	1-41	1-6				
KICKOFF RETURNS: No-Yards	31-626	17-319				
average per return	20.2	18.8				
PUNTS/Average	68/42.4	68/40.3				
DEFENSIVE/tackles for loss	88-319	66-212				
quarterback sacks/yards	31/200	20/117				
quarterback hurries	38	73				
passes broken up	54	35				
forced fumbles	7	12				
BLOCKED KICKS (Special Teams)	3	1				
TIME OF POSSESSION (Avg.)	28:19	31:41				
TIMES PENETRATED OPP. 20	40	45				
scores/td,fg	32/20,12	31/23,8				
TOUCHDOWNS	31	39				
by rushing	14	20				
by passing	11	16				
by return	6	3				
PAT Kicks	28-30	37-37				
2-Pt. PAT	0-1	0-2				
Field Goals	19-23	11-20				
Safeties/Defensive PAT	0/0	0/0				
TOTAL POINTS	271	304				
average per game	22.6	25.3				

RUSHING														
Player	G	Att	Gain	Loss	NET	Avg.	TD	Long						
B. Purify	12	209	1084	67	1017	4.9	9	48						
L. Vickers	12	60	256	8	248	4.1	2	26						
D. Jolly	12	23	65	3	62	2.7	0	7						
B. Ellis	8	19	64	3	61	3.2	0	11						
H. Charles	11	17	59	10	49	2.9	0	14						
J. Cox	5	11	50	13	37	3.4	1	12						
I. Crawford	8	7	35	0	35	5.0	0	11						
R. Monteilh	12	1	7	0	7	7.0	0	7						
E. Judge	11	1	3	0	3	3.0	0	3						
B. Jackson	6	1	3	0	3	3.0	0	3						
R. Joseph	11	1	1	0	1	1.0	0	1						
B. Mackey	12	2	1	3	-2	-1.0	0	1						
J. Klatt	12	39	75	117	-42	-1.1	2	13						
Team	12	11	0	14	-14	(kneel-downs, snaps)								
RECEIVING														
Player	G	No.	Yards	Avg.	TD	Long								
E. Judge	11	29	336	11.6	3	30								
R. Monteilh	11	28	314	11.2	1	64t								
J. Klopfenstein	12	28	284	10.1	4	45								
L. Vickers	12	27	274	10.1	0	34								
B. Mackey	12	26	417	16.0	1	43								
D. Sprague	9	22	278	12.6	1	34								
M. Duren	12	20	146	7.3	0	28								
B. Purify	12	14	165	11.8	0	35								
T. Littlehales	12	9	119	13.2	0	39								
J. Wallace	11	8	42	5.3	1	20								
Q. Sypniewski	3	3	28	9.3	0	23								
R. Joseph	11	3	8	2.7	0	8								
D. Jolly	12	2	11	5.5	0	6								
J. Klatt	12	1	18	18.0	0	18								
D. Goettsch	1	1	13	13.0	0	13								
H. Charles	11	1	8	8.0	0	8								
B. Ellis	8	1	3	3.0	0	3								
D. Brooks	12	1	-2	-2.0	0	-2								
SCORING														
Player	G	Tot	Ru	Re	2Pt.	PAT	EP-A	FG-A	PTS					
M. Crosby	12	0	0	0	0	0-0	28-30	19-23	85					
B. Purify	12	9	0	0	0	0-0	0-0	0-0	54					
J. Klopfenstein	12	4	0	4	0	0-0	0-0	0-0	24					
E. Judge	11	3	0	3	0	0-0	0-0	0-0	18					
L. Vickers	11	3	2	0	1	0-0	0-0	0-0	18					
J. Klatt	12	2	2	0	0	0-1	0-0	0-0	12					
D. Brooks	12	1	0	0	1	0-0	0-0	0-0	6					
J. Cox	5	1	1	0	0	0-0	0-0	0-0	6					
B. Iwuh	12	1	0	0	1	0-0	0-0	0-0	6					
B. Mackey	12	1	0	1	0	0-0	0-0	0-0	6					
R. Monteilh	11	1	0	1	0	0-0	0-0	0-0	6					
S. Robinson	12	1	0	0	1	0-0	0-0	0-0	6					
J. Sanders	12	1	0	0	1	0-0	0-0	0-0	6					
D. Sprague	9	1	0	1	0	0-0	0-0	0-0	6					
J. Wallace	11	1	0	1	0	0-0	0-0	0-0	6					
T. Wheatley	12	1	0	0	1	0-0	0-0	0-0	6					
PASSING														
Player	G	Att	Com	Int	Pct.	Yards	—avg. per—		TOTAL OFFENSE					
J. Klatt	12	334	192	15	57.5	2065	6.2	10.8	9	64t	18/108	373	2023	5.4
J. Cox	5	49	28	3	57.1	330	6.7	11.8	2	45	2/ 9	60	326	5.4
B. Jackson	6	2	2	0	100.0	59	29.5	29.5	0	41	0/ 0	3	62	20.7
B. White	1	1	1	0	100.0	10	10.0	10.0	0	10	0/ 0	1	10	10.0
J. Torp	12	1	1	0	100.0	-2	-2.0	-2.0						



2005 7-6 5-3 (1st, North/Big 12)

	Result	Attend.	Rank	CU	Rushing	Passing	Tot Off	Opp	Rushing	Passing	Tot Off	TV
	W		CU	FD	att	a - c - i	no	FD	att	a - c - i	no	
S 3 COLORADO STATE	W 31-28	54,972	—	19	29 113 3	33-22-1	283 0	62	396	21 34	95 1	77 386 TBS
S 10 NEW MEXICO STATE (N)	W 39-0	44,742	—	34	50 238 2	33-22-0	233 2	83	471	7 22	5 0	53 181 FSN
S 24 at Miami, Fla.	L 3-23	51,229	—	12	19 31 105 0	43-25-2	228 0	74	333	21 28	118 1	68 389 ABC
O 1 *at Oklahoma State	W 34-0	47,908	—	18	41 213 2	28-16-0	168 1	69	381	11 38	92 0	67 208
O 8 *TEXAS A&M (N)	W 41-20	50,686	—	25	37 158 2	38-29-0	401 3	75	559	16 28	78 1	64 336 FSN
O 15 *at Texas	L 17-42	83,474	24	2	14 19 45 0	44-21-1	192 2	63	237	24 47	145 4	79 482 ABC
O 22 *KANSAS (N)	W 44-13	48,025	—	14	29 104 0	30-18-0	200 4	59	304	22 34	61 0	89 354 PPV
O 29 *at Kansas State	W 23-20	43,890	—	17	37 91 1	34-17-0	272 1	71	363	22 37	81 2	77 292
N 5 *MISSOURI	W 41-12	49,196	25	—	42 136 4	32-24-0	260 1	74	396	18 30	59 0	74 276 ABC
N 12 *at Iowa State (N)	L 16-30	49,242	22	—	23 38 79 1	42-25-2	284 0	80	363	15 25	36 0	63 287 FSN
N 25 *NEBRASKA	L 3-30	54,841	—	13	20 53 0	40-20-1	159 0	60	212	28 42	105 1	90 497 ABC
D 3 ♦Texas	L 3-70	71,107	—	2	12 26 82 0	32-15-1	109 0	58	191	26 57	268 6	76 486 ABC
D 27 #Clemson (N)	L 10-19	31,470	—	23	10 29 17 0	24-11-0	107 1	53	124	17 38	160 2	67 365 ESPN

♦—Big 12 Championship game at Houston, Texas; #—Champs Sports Bowl at Orlando, Fla.

Head Coaches: Gary Barnett (7-5); Mike Hankwitz (Interim, 0-1). **Assistant Coaches:** Brian Cabral (AHC/ILB), Shawn Watson (OC/QB), Mike Hankwitz (DC/OLB), Dave Borbely (OL), Craig Bray (DB), Darian Hagan (WR), William Inge (DL), Shawn Simms (RB), John Wristen (TE).

Usual Lineup: Offense (Multiple)—WR Dusty Sprague, WR Evan Judge, ST Clint O'Neal, SG Edwin Harrison/Daniel Sanders/Jack Tipton, C Mark Fenton, TG Brian Daniels, TT Gary Moore, TE Joe Klopfenstein, QB Joel Klatt, TB Hugh Charles, FB Lawrence Vickers/TE Quinn Sypniewski. **Defense (Multiple/4-3 Base)**—DE Abraham Wright, DT James Garee, NT Vaka Manupuna, DE Alex Ligon/Maurice Lucas, ILB Thaddeus Washington, ILB Jordon Dizon, OLB Brian Iwuh, LCB Lorenzo Sims, SS J.J. Billingsley, FS Tyrone Henderson, RCB Gerett Burl. **Specialists**—P John Torp, PK Mason Crosby, KR Stephone Robinson/Terry Washington.

Notes: Colorado reappeared in the national rankings after a 25-month drought and was as high as No. 22 after a 7-2 start, but dropped out again after losing their final four games of the year. CU still won the Big 12 North Division and appear in the league championship game for the fourth time in five years (a feat matched by no other team in either division); but Gary Barnett was relieved of his duties as head coach after losing to Texas in the Big 12 title game, replaced for the bowl by Mike Hankwitz. PK Mason Crosby was the runner-up for the Lou Groza Award, becoming CU's first-ever first-team All-American placekicker, and P John Torp second in the balloting for the Ray Guy Award.

SCORE/QUARTERS	1	2	3	4	OT	Total
COLORADO	61	98	62	74	x	295
Opponents	63	109	71	45	3	288

TEAM STATISTICS	Colorado	Opponents
FIRST DOWNS	232	231
by rushing	81	79
by passing	122	126
by penalty	29	26
FIRST DOWN PLAYS / Average	367/5.7	364/4.9
THIRD DOWN EFFICIENCY	62-178	73-197
percentage	34.8	37.1
FOURTH DOWN EFFICIENCY	7-14	9-21
percentage	50.0	42.9
RUSHING ATTEMPTS	399	422
yards gained	1706	1484
yards lost	289	341
NET RUSHING YARDS	1417	1143
average per rush	3.6	2.7
average per game	118.1	95.3
PASSING ATTEMPTS	429	455
passes completed	254	261
had intercepted	8	13
completion percentage	59.2	57.4
NET PASSING YARDS	2789	3031
average per attempt	6.5	6.7
average per completion	11.0	11.6
average per game	232.4	252.6
QBs sacked/yards lost	17/134	24/178

TOTAL OFFENSIVE PLAYS	828	877
TOTAL NET YARDS	4206	4174
AVERAGE GAIN PER PLAY	5.1	4.8
AVERAGE PER GAME	350.5	347.8
FUMBLES-LOST	25-13	25-9
PENALTIES/YARDS	116/1040	82/777
TURNOVERS (Margin: +1/0.08)	21	22
TOTAL RETURN YARDS	567	573
Punt Returns: No-Yards	28-291	29-237
Interceptions: No-Yards	13-170	8-180
Misc. (Fum/Blk. FG) Returns	3-106	5-156
KICKOFF RETURNS: No-Yards	33-632	21-497
average per return	19.2	23.7
PUNTS/Average	72/44.0	66/41.0
DEFENSIVE/tackles for loss	72-308	72-271
quarterback sacks/yards	24/178	17/134
quarterback hurries	58	79
passes broken up	71	44
forced fumbles	12	18
BLOCKED KICKS (Special Teams)	3	3
TIME OF POSSESSION (Avg.)	29:44	30:16
TIMES PENETRATED OPP. 20	34	44
scores/td,fg	28/19,9	35/24,11
TOUCHDOWNS	32	35
by rushing	15	16
by passing	14	15
by return	3	4
PAT Kicks	31-31	33-34
2-Pt. PAT	1-1	0-1
Field Goals	22-29	15-22
Safeties/Defensive PAT	2/0	0/0
TOTAL POINTS	295	288
average per game	24.6	24.0

RUSHING Player	G	Att	Gain	Loss	NET	Avg.	TD	Long
H. Charles	12	176	917	75	842	4.8	6	74t
L. Vickers	12	67	254	11	243	3.6	9	20
B. Ellis	12	75	241	25	216	2.9	0	25
S. Robinson	12	3	35	0	35	11.7	0	24
A. Barnett	12	2	28	0	28	14.0	0	20
N. Holz	12	1	21	0	21	21.0	0	21
J. Torp	12	1	17	0	17	17.0	0	17
V. Washington	10	1	14	0	14	14.0	0	14
B. Jackson	6	8	16	6	10	1.3	0	7
B. Schaub	12	1	4	0	4	4.0	0	4
J. Cox	7	6	17	14	3	0.5	0	6
J. Klatt	12	54	142	139	3	0.1	0	16
B. White	1	1	0	10	-10	-10.0	0	-10
Team	12	3	0	9	-9	(kneel-downs, snaps)		

RECEIVING Player	G	No.	Yards	Avg.	TD	Long
D. Sprague	12	43	468	10.9	1	62t
E. Judge	12	40	567	14.2	2	38
J. Klopfenstein	12	32	463	14.5	4	44
P. Williams	12	28	241	8.6	0	27
H. Charles	12	26	226	8.7	1	51t
Q. Sypniewski	12	25	397	15.9	4	64
L. Vickers	12	25	142	5.7	2	27
A. Barnett	12	17	131	7.7	0	19
B. Ellis	12	6	70	11.7	0	38
S. Robinson	12	6	61	10.2	0	14
B. Schaub	12	3	8	2.7	0	7
R. Joseph	6	2	21	10.5	0	13
J. Garee	12	1	-6	-6.0	0	-6

SCORING Player	Touchdowns	2Pt.	EP-A	FG-A	PTS				
	G	Tot	Re	Rt	PAT				
M. Crosby	12	0	0	0	0-0	31-31	21-28	94	
L. Vickers	12	11	9	2	0	0-0	0-0	0	66
H. Charles	12	7	6	1	0	0-0	0-0	0	42
J. Klopfenstein	12	4	0	4	0	0-0	0-0	0	24
Q. Sypniewski	12	4	0	4	0	0-0	0-0	0	24
E. Judge	12	2	0	2	0	1-0	0-0	0	14
D. Brooks	8	1	0	0	1	0-0	0-0	0	6
M. Burton	11	1	0	0	1	0-0	0-0	0	6
S. Robinson	12	1	0	0	1	0-0	0-0	0	6
D. Sprague	12	1	0	1	0	0-0	0-0	0	6
K. Eberhart	2	0	0	0	0	0-0	0-1	3	
J. Klatt	12	0	0	0	0	0-1	0-0	0	

PASSING Player	G	Att	Com	Int	Pct.	Yards	—avg. per—	TD	Long	Sacked	TOTAL OFFENSE	
							att. comp.				Att. Yds Avg.	
J. Klatt	12	400	241	8	60.3	2696	6.7	11.2	14	64	15/120	454 2699 5.9
J. Cox	7	29	13	0	44.8	93	3.2	7.2	0	17	2/ 14	35 96 2.7
Team (spiked passes)		0	0	0	0.0	0	0.0	0.0	0	0	0/ 0	3 -9 -3.0

NCAA Ratings: Klatt 124.4, Cox 71.8.

PUNTING Player	G	No.	Yards	Avg.	TD	Long	In	had	Net
							20	50+	blk Avg.
J. Torp	12	71	3166	44.6	72	24	27	1	39.0
Team	12	1	0	0.0	0	0	0	0	-21.0

PUNT RETURNS Player	G	No.	Yards	Avg.	TD	Long
S. Robinson	12	25	248	9.9	1	81t
D. Brooks	8	0	28	...	1	28t
B. Schaub	12	1	15	15.0	0	15
R. Joseph	6	1	2	2.0	0	2
C. McBride	1	1	-2	-2.0	0	-2

KICKOFF RETURNS Player	G	No.	Yards	Avg.	TD	Long
S. Robinson	12	18	327	18.2	0	33
Te. Washington	12	12	250	20.8	0	32
B. Ellis	12	1	25	25.0	0	25
B. Jackson	6	1	25	25.0	0	25
D. Sprague	12	1	5	5.0	0	5

INTERCEPTIONS Player	G	No.	Yards	Avg.	TD	Long
M. Burton	11	2	104	52.0	1	99t
T. Hubbard	12	2	23	11.5	0	21
G. Burl	12	2	18	9.0	0	14
J. Billingsley	12	2	0	0.0	0	0
B. Burney	7	1	16	16.0	0	16
A. Dawn	12	1	5	5.0	0	5
L. Sims	11	1	2	2.0	0	2
A. Wright	12	1	2	2.0	0	2
L. Harris	5	1	0	0.0	0	0

FIELD GOALS Player	10-19	20-29	30-39	40-49	50+	Total	Long
M. Crosby	0-0	3-4	5-6	8-11	5-7	21-28	58
K. Eberhart	0-0	1-1	0-0	0-0	0-0	1-1	23
Opponents	0-0	5-7	6-9	3-5	1-1	15-22	51

TACKLE LEADERS Player	G	UT	AT	— Tot	TFL	QBS	PBU
Th. Washington	12	70	42	— 112	13-53	5-36	0
J. Billingsley	12	58	27	— 85	7-31	1-7	5
T. Henderson	12	63	15	— 78	2-22	0-0	5
B. Iwuh	11	44	21	— 65	5-24	3-22	1
G. Burl	12	52	9	— 61	1-2	0-0	14
J. Dizon	12	42	19	— 61	7-42	3-36	1
A. Dawn	12	44	16	— 60	5-19	2-12	3
V. Manupuna	12	28	24	— 52	4-10	0	



2006 2-10 Big 12: 2-6 (5th/North)

	Result	Attend.	Rank	CU	Rushing	Passing	Tot Off	Opp	Rushing	Passing	Tot Off	TV
			CU	Opp	FD	att yds td	a - c - i	no yds	FD	att yds td	a - c - i	no yds
S 2	MONTANA STATE	L 10-19	45,513	—	12	32 106 1	22- 8-0	110 0	16	35 50 0	35-24-0	238 1 70 288
S 9	†Colorado State	L 10-14	65,701	—	9	33 75 1	15- 9-0	71 0	48 146	16 34 15 0	23-20-0	233 1 57 248 CSTV
S 16	ARIZONA STATE (N)	L 3-21	47,723	—	22	13 44 133 0	18- 8-1	86 0	62 219	24 37 182 1	37-21-2	248 2 74 430 TBS
S 23	at Georgia	L 13-14	92,746	—	9	17 39 173 1	27-14-1	140 0	66 313	16 27 54 0	29-18-0	230 2 56 284 LFS
S 30	*at Missouri	L 13-28	57,824	—	25	18 36 183 1	27-13-0	190 0	63 373	23 40 100 0	37-23-2	253 4 77 353 FSN
O 7	*BAYLOR (3 OT)	L 31-34	47,065	—	22	49 276 3	25- 9-3	75 1	74 351	20 26 110 2	44-31-2	272 2 70 382
O 14	*TEXAS TECH	W 30- 6	50,233	—	20	46 228 1	19-12-0	152 2	65 380	14 15 31 0	45-29-3	245 1 60 276
O 21	*at Oklahoma (N)	L 3-24	84,443	—	20	5 30 74 0	14- 3-1	39 0	44 113	17 49 166 2	26-17-0	105 1 75 271 FSN
O 28	*at Kansas	L 15-20	39,313	—	18	43 173 0	27- 9-2	83 0	70 256	14 33 161 1	29-18-3	180 2 62 341
N 4	*KANSAS STATE	L 21-34	42,696	—	16	40 225 2	18-10-0	145 1	58 370	19 38 188 2	26-22-0	251 2 64 439 FSN
N 11	*IOWA STATE	W 33-16	43,056	—	18	38 263 1	19-13-0	200 2	57 463	19 30 102 1	29-18-0	209 1 59 311
N 24	*at Nebraska	L 14-37	85,800	—	23	14 31 166 1	23-11-0	131 1	54 297	24 46 190 2	30-20-0	278 3 76 468 ABC

†—INVESCO Field at Mile High, Denver.

Head Coach: Dan Hawkins. **Assistant Coaches:** Chris Strausser (AHC/OL), Ron Collins (DC), Mark Helfrich (OC/QB), Eric Kiesau (PGC/WR), Romeo Bandison (DL), Greg Brown (DB), Brian Cabral (LB), Darian Hagan (RB), Kent Riddle (TE/ST).

Usual Lineup: Offense (Multiple)—WR Patrick Williams, WR Alvin Barnett, LT Tyler Polombar, LG Brian Daniels, C Mark Fenton/Bryce MacMartin, RG Daniel Sanders, RT Edwin Harrison, TE Riar Geer/Tyson DeVree, QB Bernard Jackson, TB Hugh Charles/Mell Holliday, FB Samson Jagoras/Maurice Cantrell. **Defense (Multiple/4-3 Base)**—LE Abraham Wright, DT George Hypolite, NT Brandon Nicolas, RE Walter Boye-Doe, ILB Thaddaeus Washington, ILB Jordan Dizon, OLB Brad Jones, LC Lorenzo Sims/Terry Washington, SS J.J. Billingsley/Lionel Harris, FS Ryan Walters, RC Terrence Wheatley. **Specialists**—P Matt DiLallo, PK Mason Crosby, KR Stephone Robinson/Terry Washington.

Notes: Colorado suffered just its second 10-loss season in history, though it was nothing like the first time in 1980. There were a long list of positives, including a plus-8 in turnover margin, CU's best since 1993, as were the 16 turnovers committed; the Buffs had a school record four games without a turnover over the course of the season. CU allowed its fewest points (22.3) per game since 1998, and allowed only six plays of 40 yards or longer, tied for the fewest over the last 20 seasons. For just the 10th time in school history, three players rushed for 500 or more yards. PK Mason Crosby repeated as a first-team All-American, and was joined by DE Abraham Wright and CB Terrence Wheatley as first-team All-Big 12 performers.

SCORE/QUARTERS	1	2	3	4	OT	— Total
COLORADO	53	49	40	40	14	— 196
Opponents	55	58	31	106	17	— 267

TEAM STATISTICS	Colorado	Opponents
FIRST DOWNS	182	222
by rushing	100	73
by passing	73	134
by penalty	9	15
FIRST DOWN PLAYS / Average	304/5.5	337/4.6
THIRD DOWN EFFICIENCY	53-159	85-178
percentage	33.3	47.8
FOURTH DOWN EFFICIENCY	2-13	9-17
percentage	15.4	52.9
RUSHING ATTEMPTS	461	410
yards gained	2408	1630
yards lost	333	281
NET RUSHING YARDS	2075	1349
average per rush	4.5	3.3
average per game	172.9	112.4
PASSING ATTEMPTS	254	390
passes completed	119	261
had intercepted	8	12
completion percentage	46.9	66.9
NET PASSING YARDS	1422	2742
average per attempt	5.6	7.0
average per completion	11.9	10.5
average per game	118.5	228.5
QB's sacked/yards lost	31/182	25/172

TOTAL OFFENSIVE PLAYS	715	800
TOTAL NET YARDS	3497	4091
AVERAGE GAIN PER PLAY	4.9	5.1
AVERAGE PER GAME	291.4	340.9
FUMBLES-LOST	26-8	18-12
PENALTIES/YARDS	63/559	83/640
TURNOVERS (Margin: +8/+0.67)	16	24
TOTAL RETURN YARDS	277	390
Punt Returns: No-Yards	22-123	32-299
Interceptions: No-Yards	12-40	8-85
Misc. (Fum/Bk. FG) Returns	3-114	2-6
KICKOFF RETURNS: No-Yards	32-583	18-392
average per return	18.2	21.8
PUNTS/Average	56/42.0	50/40.8
DEFENSIVE/tackles for loss	73-282	72-322
quarterback sacks/yards	25/172	31/182
quarterback hurries	46	33
passes broken up	44	33
forced fumbles	14	11
BLOCKED KICKS (Special Teams)	0	3
TIME OF POSSESSION (Avg.)	29:01	30:59
TIMES PENETRATED OPP. 20	32	41
scores/td,fg	23/11,12	32/27,5
TOUCHDOWNS	20	34
by rushing	12	12
by passing	7	22
by return	1	0
PAT Kicks	19-19	31-31
2-Pt. PAT	0-1	0-3
Field Goals	19-28	10-14
Safeties/Defensive PAT	0/0	1/0
TOTAL POINTS	196	297
average per game	16.3	22.3

RUSHING Player	G	Att	Gain	Loss	NET Avg.	TD	Long
H. Charles	12	139	800	21	779	5.6	1 44
B. Jackson	12	155	884	207	677	4.4	7 62t
M. Holliday	12	105	525	13	512	4.9	1 52
B. Ellis	12	38	133	7	126	3.3	1 11
P. Williams	12	7	31	9	22	3.1	0 14
D. Sprague	12	1	11	0	11	11.0	0 11
A. Barnett	12	1	0	2	-2	-2.0	0 -2
J. Cox	4	10	18	30	-12	-1.2	1 9
S. Robinson	12	3	6	19	-13	-4.3	0 6
M. DiLallo	12	1	0	20	-20	-20.0	0 -20
Team	12	1	0	5	-5	(kneel-downs, snaps)	

RECEIVING Player	G	No.	Yards	Avg.	TD	Long
R. Geer	12	24	261	10.9	3	28t
A. Barnett	12	21	232	11.0	1	38
P. Williams	12	19	242	12.7	1	42
C. Crawford	12	15	222	14.8	0	31
D. Sprague	12	11	179	16.3	0	63
H. Charles	12	9	85	9.4	0	33
T. DeVree	11	4	36	9.0	1	18
B. Ellis	12	4	26	6.5	0	7
N. Holz	12	3	29	9.7	0	15
D. Goettsch	12	3	28	9.2	0	17
J. Yates	5	2	43	21.5	1	29t
M. Cantrell	12	2	38	19.0	0	20
S. Robinson	12	2	1	0.5	0	1

SCORING Player	G	Tot	Ru	Re	Rt	PAT	EP-A	FG-A	PTS
M. Crosby	12	0	0	0	0	0-0	19-19	19-28	76
B. Jackson	12	7	7	0	0	0-1	0-0	0-0	42
R. Geer	12	3	0	3	0	0-0	0-0	0-0	18
M. Holliday	12	2	2	0	0	0-0	0-0	0-0	12
H. Charles	12	1	1	0	0	0-0	0-0	0-0	6
J. Cox	4	1	1	0	0	0-0	0-0	0-0	6
A. Barnett	12	1	0	1	0	0-0	0-0	0-0	6
T. DeVree	11	1	0	1	0	0-0	0-0	0-0	6
B. Ellis	12	1	1	0	0	0-0	0-0	0-0	6
R. Walters	11	1	0	0	1	0-0	0-0	0-0	6
P. Williams	12	1	0	1	0	0-0	0-0	0-0	6
J. Yates	5	1	0	1	0	0-0	0-0	0-0	6

PASSING Player	G	Att-Com-Int	Pct.	Yards	—avg. per—	TD	Long	Sacked	TOTAL OFFENSE
B. Jackson	12	219-108-7	49.3	1298	5.9	12.0	7	63	374 1975 5.3
J. Cox	4	30-11-0	36.7	124	4.1	11.3	0	42	3/ 27 40 112 2.8
H. Charles	12	1-0-0	0.0	0	0.0	0.0	0	0/0	140 779 5.6
R. Geer	12	1-0-1	0.0	0	0.0	0.0	0	0/0	1 0 0.0
Team (spiked passes)		3-0-0	0.0	0	0.0	0.0	0	0/0	4 -5 -1.3

NCAA Ratings: Jackson 103.3, Cox 71.4.

PUNTING Player	G	No.	Yards	Avg.	Long	In 20	had 50+	Net blk	Net Avg.
M. DiLallo	12	47	2056	43.7	73	14	8	2	38.5
M. Crosby	11	1	43	43.0	43	0	0	0	22.0
I. Garden	2	6	216	36.0	41	1	0	0	30.7
Team	12	2	38	19.0	0	0	0	0	19.0

PUNT RETURNS Player	G	No.	Yards	Avg.	TD	Long
S. Robinson	12	15	76	5.1	0	36
C. McBride	4	6	41	6.8	0	20
C. Brown	12	1	1	1.0	0	1
T. Washington	12	0	5	...	0	5

KICKOFF RETURNS Player	G	No.	Yards	Avg.	TD	Long
B. Ellis	12	2	43	21.5	0	29
Th. Washington	12	1	21	21.0	0	21
Te. Washington	12	10	194	19.4	0	25
S. Robinson	12	15	261	17.4	0	26
T. Wheatley	12	1	17	17.0	0	17
H. Charles	12	3	47	15.7	0	18

INTERCEPTIONS Player	G	No.	Yards	Avg.	TD	Long
T. Wheatley	12	5	26	5.2	0	15
R. Walters	11	2	-2	-1.0	0	0
B. Jones	12	1	10	10.0	0	10
Th. Washington	12	1	4	4.0	0	4
L. Harris	9	1	2	2.0	0	2
J. Billingsley	7	1	0	0.0	0	0
C. Brown	12	1	0	0.0	0	0

FIELD GOALS Player	10-19	20-29	30-39	40-49	50+	Total	Long
M. Crosby	0-0	5-6	7-8	5-5	2-9	19-28	56
Opponents	1-1	3-3	1-2	5-7	0-1	10-14	47

TACKLE LEADERS Player	G	UT	AT	— Tot	TFL	QBS	PBU
J. Dizon	12	80	57	— 137	11-39	4-26	1
Th. Washington	12	60	47	— 107	7-21	½-3	4
B. Jones	12	41	31	— 72	1-5	½-5	1
L. Harris	9	40	27	— 67	3-7	0-0	2
T. Wheatley	12	46	11	— 57	4-8	1½-5	11
R. Walters	11	41	16	— 57	1-3	0-0	3
A. Wright	12	39	18	— 57	16-103	11½-93	3
B. Nicolas	12	31	26	— 57	4-5	0-0	0
J. Billingsley	12	30	22	— 52	2-4	0-0	4
G. Hypolite	12	31	19	— 50	13-44	2½-18	3
W. Boye-Doe	12	33	16	— 49	6-16	2½-10	2
Te. Washington	11	36	12	— 48</			



2007 6-7 Big 12: 4-4 (3rd/North)

S	Rank	CU	Opp	FD	Rushing			Passing			Tot Off		Opp		Rushing			Passing			Tot Off		TV			
					att	yds	td	a	c	i	yds	td	no	yds	FD	att	yds	td	a	c	i	yds		td	no	yds
1	↑	Colorado State (OT)	W	31-28	68,133	—	—	18	28	129	1	32-18-1	201	2	60	330	25	56	157	1	27-20-1	229	3	83	386	FSN
8		at Arizona State (N)	L	14-33	58,417	—	—	15	26	32	0	47-17-1	172	1	73	204	22	44	138	1	37-19-1	269	3	81	407	FSN
15		FLORIDA STATE (N)	L	6-16	52,951	—	—	21	25	-27	0	54-34-2	306	1	79	279	10	37	95	1	18- 8-0	126	0	55	221	ESPN
22		MIAMI-OHIO	W	42- 0	45,243	—	—	33	63	359	4	30-19-2	275	2	93	634	6	17	44	0	32-11-0	95	0	49	139	
29		*OKLAHOMA	W	27-24	50,031	—	3	19	46	161	1	36-22-2	220	2	82	381	12	27	118	2	19- 8-2	112	1	46	230	FSN
6		*at Baylor (N)	W	43-23	32,376	—	—	18	42	157	2	27-17-1	293	2	69	450	24	18	55	2	60-36-2	410	1	78	465	
13		*at Kansas State (N)	L	20-47	46,637	—	—	22	36	188	1	41-19-3	223	1	77	411	20	39	249	3	28-15-0	214	1	67	463	ESPN2
20		*KANSAS	L	14-19	51,940	—	15	19	33	66	0	45-27-2	287	2	78	353	17	33	180	1	29-20-0	153	1	62	333	ESPN
27		*at Texas Tech	W	31-26	49,084	—	—	19	44	217	1	27-16-0	132	2	71	349	29	12	39	0	63-46-4	431	3	75	470	ABC
3		*MISSOURI	L	10-55	51,483	—	9	7	30	84	1	28-14-1	112	0	58	196	25	42	169	2	45-27-1	429	5	87	598	FSN
10		*at Iowa State	L	28-31	45,487	—	—	17	32	157	2	40-23-0	262	2	72	419	18	42	162	2	27-13-1	189	2	69	351	FCS
23		*NEBRASKA	W	65-51	51,403	—	—	26	52	277	6	29-17-0	241	2	81	518	28	20	126	3	58-31-3	484	4	78	610	ABC
30		#Alabama (N)	L	24-30	47,043	—	—	19	28	75	0	40-24-2	322	3	68	397	22	37	132	0	32-19-1	256	3	69	388	ESPN

↑—INVESTCO Field at Mile High, Denver; #—PetroSun Independence Bowl at Shreveport, La.
Head Coach: Dan Hawkins. **Assistant Coaches:** Jeff Grimes (AHC/OL), Ron Collins (DC), Mark Helfrich (OC/QB), Eric Kiesau (PGC/WR), Romeo Bandison (DL), Greg Brown (DB), Brian Cabral (LB), Darian Hagan (RB), Kent Riddle (TE/ST).

Usual Lineup: Offense (Multiple)—WR Scotty McKnight, WR Dusty Knight, WR Dusty Williams/Josh Smith, LT Tyler Polumbus, LG Wes Palazzi/Kai Maiava, C Daniel Sanders, RG Devin Head/Edwin Harrison, RT Edwin Harrison/Ryan Miller, TE Riar Geer/Tyson DeVree, QB Cody Hawkins, TB Hugh Charles/Demetrius Sumler. **Defense (Multiple/4-3 Base)**—LE Maurice Lucas, DT George Hypolite, NT Brandon Nicolas, RE Alonzo Barrett, ILB Jordon Dizon, ILB Jeff Smart, OLB Brad Jones, LC Terrence Wheatley, SS D.J. Dykes, FS Ryan Walters, RC Benjamin Burney, N Cha'pelle Brown. **Specialists**—P Matt DiLallo, PK Kevin Eberhart, KR Chase McBride/Terrance Wheatley/Hugh Charles.

Notes: Kevin Eberhart's 45-yard field goal as time expired gave CU a 27-24 win over No. 3 Oklahoma, snapping a 14-game losing streak to ranked teams; coupled with the 65-51 win over Nebraska, it marked just the fifth time Colorado defeated both OU and NU in the same season. CU's three-and-a-half game improvement over 2006 under Dan Hawkins (2-10 to 6-7) tied for the ninth best in the nation and matched the best in school history from the first to second year under a new head coach (Bill Mallory, 5-6 to 9-3, 1974-75). ILB Jordon Dizon earned consensus first-team All-America honors, was the Big 12 Defensive Player-of-the-Year and finished as the runner-up for the Butkus Award; he was joined by George Hypolite and Terrence Wheatley as first-team All-Big 12 selections.

SCORE/QUARTERS	1	2	3	4	OT	— Total
COLORADO	82	96	79	71	3	— 331
Opponents	52	115	123	63	0	— 353

TEAM STATISTICS	Colorado	Opponents
FIRST DOWNS	234	236
by rushing	90	75
by passing	124	148
by penalty	20	13
FIRST DOWN PLAYS / Average	382/5.3	371/6.3
THIRD DOWN EFFICIENCY	67-194	60-173
percentage	34.5	34.7
FOURTH DOWN EFFICIENCY	13-26	9-16
percentage	50.0	56.8
RUSHING ATTEMPTS	457	387
yards gained	2082	1781
yards lost	282	249
NET RUSHING YARDS	1800	1532
average per rush	3.94	3.96
average per game	150.0	127.7
PASSING ATTEMPTS	436	443
passes completed	243	254
had intercepted	15	15
completion percentage	55.7	57.3
NET PASSING YARDS	2724	3141
average per attempt	6.25	7.09
average per completion	11.2	12.4
average per game	227.0	261.8
QBs sacked/yards lost	16/110	19/130
TOTAL OFFENSIVE PLAYS	893	830
TOTAL NET YARDS	4524	4673
AVERAGE GAIN PER PLAY	5.07	5.63
AVERAGE PER GAME	377.0	389.4
FUMBLES-LOST	26-10	18-6
PENALTIES/YARDS	84/696	80/656
TURNOVERS (Margin: -4/-0.33)	25	21
TOTAL RETURN YARDS	677	408
Punt Returns: No-Yards	40-411	30-206
Interceptions: No-Yards	15-266	15-200
Misc. (Fum/Blk. FG) Returns	0-0	2-2
KICKOFF RETURNS: No-Yards	60-1380	54-1044
average per return	23.0	19.3
PUNTS/Average	63/39.6	71/40.5
DEFENSIVE/tackles for loss	67-259	66-226
quarterback sacks/yards	19/130	16/110
quarterback hurries	47	67
passes broken up	63	53
forced fumbles	8	9
BLOCKED KICKS (Special Teams)	2	1
TIME OF POSSESSION (Avg.)	31:24	28:46
TIMES PENETRATED OPP. 20	44	43
scores/td,fg	36/30,6	39/27,12
TOUCHDOWNS	41	44
by rushing	19	18
by passing	19	24
by return	3	2
PAT Kicks	38-39	37-39
2-Pt. PAT	1-2	2-5
Field Goals	15-23	16-19
Safeties/Defensive PAT	0/0	0/0
TOTAL POINTS	331	353
average per game	27.6	29.4

RUSHING Player	G	Att	Gain	Loss	NET	Avg.	TD	Long
H. Charles	11	185	1022	33	989	5.3	8	41
D. Sumler	11	100	351	16	335	3.4	4	30
B. Lockridge	8	38	227	14	213	5.6	1	47
B. Ellis	12	32	133	2	131	4.1	2	28t
D. Sprague	12	10	68	0	68	6.8	1	19
P. Williams	12	6	39	2	37	6.2	0	24
J. Smith	10	10	43	9	34	3.4	0	13
J. Behrens	9	5	33	0	33	6.5	0	23
K. Celestine	11	6	37	10	27	4.5	0	17
K. Moyd	6	4	18	2	16	4.0	0	9
S. Robinson	11	5	9	4	5	1.0	0	6
S. Jagoras	12	1	0	2	-2	-2.0	0	-2
N. Nelson	3	6	13	15	-2	-0.3	0	7
C. Hawkins	12	40	89	100	-11	-0.3	3	12
Team	12	9	0	73	-73	(kneel-downs, snaps)		

RECEIVING Player	G	No.	Yards	Avg.	TD	Long
S. McKnight	12	43	488	11.3	4	40
T. DeVree	11	28	308	11.0	6	29
D. Sprague	12	27	336	12.4	2	28
P. Williams	12	27	265	9.8	0	31
H. Charles	11	24	233	9.7	1	33
J. Smith	10	23	451	19.6	0	65
R. Geer	12	14	128	9.1	2	32
B. Ellis	12	12	39	3.3	1	9
K. Celestine	11	11	151	13.7	0	37
J. Sanders	12	8	71	8.9	0	14
C. Crawford	12	7	73	10.4	0	20
D. Sumler	11	6	41	6.8	1	12
S. Robinson	11	5	65	13.0	0	35
N. Solder	12	3	50	16.7	0	23
S. Jagoras	12	2	12	6.0	0	4
C. Hawkins	12	1	9	9.0	0	9
P. Devenny	6	1	3	3.0	1	3t
J. Behrens	9	1	1	1.0	1	1t

SCORING Player	G	Tot	Ru	Re	PAT	EPA	FG-A	PTS	
K. Eberhart	12	0	0	0	0	0-0	38-39	15-23	83
H. Charles	11	9	8	1	0	0-0	0-0	0-0	54
T. DeVree	11	6	0	6	0	0-0	0-0	0-0	36
D. Sumler	12	5	4	1	0	0-0	0-0	0-0	30
S. McKnight	12	4	0	4	0	0-0	0-0	0-0	24
B. Ellis	12	3	2	1	0	0-0	0-0	0-0	18
C. Hawkins	12	3	3	0	0	0-2	0-0	0-0	18
D. Sprague	12	3	1	2	0	0-0	0-0	0-0	18
R. Geer	11	2	0	2	0	1-0	0-0	0-0	14
J. Behrens	9	1	0	1	0	0-2	0-0	0-0	6
P. Devenny	6	1	0	1	0	0-0	0-0	0-0	6
J. Dizon	12	1	0	0	1	0-0	0-0	0-0	6
B. Lockridge	8	1	1	0	0	0-0	0-0	0-0	6
J. Smith	12	1	0	0	1	0-0	0-0	0-0	6
T. Wheatley	10	1	0	0	1	0-0	0-0	0-0	6

PASSING Player	G	Att	Comp-Int	Pct.	Yards
C. Hawkins	12	424	239-15	56.4	2693
N. Nelson	3	6	3-0	50.0	22
S. McKnight	12	1	1-0	100.0	9
B. Lockridge	8	1	0-0	0.0	0
M. DiLallo	12	1	0-0	0.0	0
Team (spiked passes)		3	0-0	0.0	0

PUNTING Player	G	No.	Yards	Avg.	TD	Long
M. DiLallo	12	61	2447	40.1	57	22
T. Suazo	1	1	48	48.0	48	0
Team	12	1	0	0.0	0	0

PUNT RETURNS Player	G	No.	Yards	Avg.	TD	Long
C. McBride	11	33	316	9.6	0	43
A. Barrett	12	2	32	16.0	0	17
S. Robinson	11	4	54	13.5	0	42
D. Dykes	12	1	7	7.0	0	7
J. Dizon	12	0	5	...	0	5
G. McKay	12	0	-3	...	0	-3

KICKOFF RETURNS Player	G	No.	Yards	Avg.	TD	Long
T. Wheatley	10	37	919	24.8	0	68
H. Charles	11	14	364	26.0	0	34
B. Ellis	12	5	71	14.2	0	19
S. McKnight	12	1	21	21.0	0	21
S. Robinson	11	1	10	10.0	0	10
T. DeVree	11	1	0	0.0	0	0
R. Brown	3	0	2	...	0	2
Team						



2008 5-7 Big 12: 2-6 (1-4th/North)

	Result	Attend.	Rank	CU	Rushing	Passing	Tot Off	Opp	Rushing	Passing	Tot Off	TV			
			CU	Opp	att yds td	a - c - i yds td	no yds	FD	att yds td	a - c - i yds td	no yds				
A 31	↑Colorado State (N)	W 38-17	69,619	—	19	36 153 3	29-20-1	214	1	65 367	18 26 71	0 38-27-2	187 1	64 258	FSN
S 6	EASTERN WASHINGTON	W 31-24	46,417	—	17	33 90 0	39-28-1	261 3	72 351	18 22 47	1 51-32-2	303 1	73 350		
S 18	WEST VIRGINIA (N; OT)	W 17-14	51,883	—	21	24 45 187 0	33-22-1	179 2	78 366	16 52 311	2 15-10-0	43 0	67 354	ESPN	
S 27	#at Florida State	L 21-39	46,716	—	22	37 124 0	36-17-1	154 3	73 278	21 46 259	3 22-10-1	119 0	68 378	ABC	
O 4	*TEXAS (N)	L 14-38	53,927	—	5	15 28 49 0	38-17-0	217 2	66 266	25 46 169	3 30-23-2	262 2	76 431	FSN	
O 11	*at Kansas	L 14-30	49,566	—	16	16 36 86 1	31-13-2	147 1	67 233	22 40 151	3 34-27-0	256 1	74 407	ESPN2	
O 18	*KANSAS STATE (N)	W 14-13	52,099	—	24	57 247 1	25-13-1	106 1	82 353	15 23 112	1 41-20-0	237 0	64 349	FSN	
O 25	*at Missouri (N)	L 0-58	68,349	—	16	14 35 41 0	34-21-0	158 0	69 199	25 33 189	2 40-31-1	302 5	73 491	FSN	
N 1	*at Texas A & M	L 17-24	78,121	—	22	43 194 2	34-18-3	198 0	77 392	20 33 94	0 31-15-0	214 3	64 308		
N 8	*IOWA STATE	W 28-24	46,440	—	21	32 148 0	41-24-1	274 4	73 422	22 44 188	3 29-16-0	215 0	73 403	Versus	
N 15	*OKLAHOMA STATE (N)	L 17-30	46,092	—	11	19 35 133 1	38-19-0	171 1	73 304	24 40 226	2 23-15-1	217 1	63 443	ABC	
N 28	*at Nebraska	L 31-40	85,319	—	13	22 42 2	26-14-3	249 1	48 291	23 51 178	1 26-19-0	229 2	77 407	ABC	

↑—INVESCO Field at Mile High, Denver; #—at Jacksonville, Fla.

Head Coach: Dan Hawkins. **Assistant Coaches:** Jeff Grimes (AHC/OL), Ron Collins (DC), Mark Helfrich (OC/QB), Eric Kiesau (PGC/WR), Romeo Bandison (DL), Greg Brown (DB), Brian Cabral (AssocHC/LB), Darian Hagan (RB), Kent Riddle (TE/ST).

USA Lineup: Offense (Multiple)—WR Patrick Williams, WR Scotty McKnight, LT Nate Solder, LG Blake Behrens, C Daniel Sanders, RG Devin Head, RT Ryan Miller/Matt Bahr, TE Riar Geer, TE Ryan Deehan, QB Cody Hawkins, TB Demetrius Sumler/Rodney Stewart. **Defense (Multiple/4-3 Base)**—LE Maurice Lucas, DT George Hypolite, NT Brandon Nicolas, ILB Jeff Smart, ILB Shaun Mohler, OLB Brad Jones, LC Cha pelle Brown, SS D.J. Dykes, FS Ryan Walters, RC Gardner McKay, N Jalil Brown. **Specialists**—P Matt DiLallo, PK Aric Goodman/Jameson Davis, KR Josh Smith.

Notes: What started out as a promising season with a 3-0 beginning, capped by a 17-14 overtime win over No. 21 West Virginia, turned into a near-nightmare with a 2-7 finish after the team was besieged by injuries. CU lost 122 games by players in the two-deep, and being a young team to begin with, could never fully recover. There were some good moments, though, as in a 14-13 win over Kansas State, CU held that 1-point lead for the final 25:49, the longest any Buff team had to hang on to a 1- or 2-point lead in 72 years and the longest any team, pro or college, had to do so in 2008. The Buffs appeared bowl-bound until a Nebraska school-record 57-yard field goal in the final two minutes paved the way for a 40-31 Husker win, eliminating CU from bowl eligibility.

SCORE/QUARTERS	1	2	3	4	OT	— Total
COLORADO	49	58	55	77	3	— 242
Opponents	85	96	103	67	0	— 351

TEAM STATISTICS	Colorado	Opponents
FIRST DOWNS	226	249
by rushing	100	116
by passing	112	116
by penalty	14	17
FIRST DOWN PLAYS / Average	357/4.4	376/6.2
THIRD DOWN EFFICIENCY	68-181	66-168
percentage	37.6	39.3
FOURTH DOWN EFFICIENCY	18-25	6-15
percentage	72.0	40.0
RUSHING ATTEMPTS	439	456
yards gained	1895	2287
yards lost	401	292
NET RUSHING YARDS	1494	1995
average per rush	3.40	4.38
average per game	124.5	166.3
PASSING ATTEMPTS	404	380
passes completed	226	245
had intercepted	14	9
completion percentage	55.9	64.5
NET PASSING YARDS	2328	2584
average per attempt	5.76	6.80
average per completion	10.3	10.5
average per game	194.0	215.3
QBs sacked/yards lost	33/217	26/175
TOTAL OFFENSIVE PLAYS	843	836
TOTAL NET YARDS	3822	4579
AVERAGE GAIN PER PLAY	4.53	5.48
AVERAGE PER GAME	318.5	381.6
FUMBLES-LOST	33-10	16-8
PENALTIES/YARDS	65/516	67/592
TURNOVERS (Margin: -7/-0.58)	24	17
TOTAL RETURN YARDS	518	323
Punt Returns: No-Yards	32-293	21-221
Interceptions: No-Yards	9-167	14-104
Misc. (Fum/Blk. FG) Returns	2-58	3(-2)
KICKOFF RETURNS: No-Yards	64-1429	34-909
average per return	22.3	26.7
PUNTS/Average	64/39.6	58/42.0
DEFENSIVE/tackles for loss	71-296	87-380
quarterback sacks/yards	26/175	33/217
quarterback hurries	52	72
passes broken up	52	54
forced fumbles	9	20
BLOCKED KICKS (Special Teams)	0	3
TIME OF POSSESSION (Avg.)	28:57	31:03
TIMES PENETRATED OPP. 20	36	41
scores/td,fg	26/20,6	37/25,12
TOUCHDOWNS	32	41
by rushing	10	21
by passing	19	16
by return	3	4
PAT Kicks	30-31	41-41
2-Pt. PAT	1-1	0-0
Field Goals	6-17	20-24
Safeties/Defensive PAT	0/0	2/0
TOTAL POINTS	242	351
average per game	20.2	29.3

RUSHING Player	G	Att	Gain	Loss	NET Avg.	TD	Long
R. Stewart	9	132	669	47	622 4.7	2	22
D. Scott	11	87	364	21	343 3.9	1	42
T. Hansen	5	63	322	61	261 4.1	0	24
D. Sumler	12	62	266	15	251 4.0	4	36t
Jo. Smith	12	12	60	28	32 2.7	0	24
K. Moyd	12	7	34	4	30 3.3	0	21
J. Espinoza	2	1	5	0	5 5.0	0	5
C. Crawford	12	1	2	0	2 2.0	0	2
S. McKnight	12	2	5	3	2 1.0	0	5
P. Williams	12	2	2	0	2 1.0	0	1
M. Ballenger	2	7	16	23	-7 -1.0	0	11
C. Hawkins	12	57	150	173	-23 -0.4	3	19
Team	12	5	0	26	-26 (kneel-downs, snaps)		

RECEIVING Player	G	No.	Yards	Avg.	TD	Long
S. McKnight	12	46	519	11.3	5	37
C. Crawford	12	31	269	8.7	2	19
P. Williams	12	30	322	10.7	2	36
Jo. Smith	12	29	387	13.3	3	44
D. Sumler	12	18	167	9.3	0	40
P. Devenny	12	14	116	8.3	2	14t
R. Geer	10	13	183	14.1	2	68t
J. Behrens	12	12	75	6.3	2	13
D. Scott	11	9	105	11.7	0	38
R. Stewart	9	7	43	6.2	0	10
R. Deehan	12	5	61	12.2	1	25
K. Celestine	2	5	46	9.2	0	35
M. Cantrell	12	4	21	5.3	0	7
S. Melton	8	2	15	7.5	0	8
K. Moyd	12	1	-1	-1.0	0	-1

SCORING Player	Touchdowns	2Pt.	PAT	EPA	FG-A	PTS	
A. Goodman	11	0	0	0	30-31	5-14	45
S. McKnight	12	5	0	5	0-0	0-0	30
Jo. Smith	12	4	0	3	1-0	0-0	24
D. Sumler	12	4	0	0	0-0	0-0	24
C. Hawkins	12	3	3	0	0-1	0-0	18
J. Behrens	12	2	0	2	0-0	0-0	14
C. Crawford	12	2	0	2	0-0	0-0	12
P. Devenny	12	2	0	2	0-0	0-0	12
R. Geer	10	2	0	2	0-0	0-0	12
R. Stewart	9	2	2	0	0-0	0-0	12
P. Williams	12	2	0	2	0-0	0-0	12
C. Brown	12	1	0	0	1-0	0-0	6
R. Deehan	12	1	0	1	0-0	0-0	6
D. Scott	11	1	1	0	0-0	0-0	6
Ji. Smith	10	1	0	0	1-0	0-0	6
J. Davis	12	0	0	0	0-0	1-3	3

PASSING Player	G	Att-Com-Int	Pct.	Yards	—avg. per— att. comp.	TD	Long	Sacked	TOTAL OFFENSE Att. Yds Avg.
C. Hawkins	12	320-183-10	57.2	1892	5.9 10.3	17	68t	20/151	377 1869 5.0
T. Hansen	5	65-34-4	52.3	280	4.3 8.2	1	29	8/43	128 541 4.2
M. Ballenger	2	12-8-0	66.7	118	9.8 14.8	1	28t	5/23	19 111 5.8
S. McKnight	12	3-1-0	33.3	38	12.7 38.0	0	38	0/0	5 40 8.0
Team (spiked passes)		4-0-0	0.0	0	0.0 0.0	0	0	0/0	9 -26 -2.9

NCAA Ratings: Ballenger 176.8; Hawkins 118.1; Hansen 81.3.

PUNTING Player	G	No.	Yards	Avg.	Long	In 20	had 50+	Net blk Avg.
M. DiLallo	8	41	1660	40.5	64	12	5	1 34.0
T. Suazo	6	22	875	39.8	59	5	3	0 35.6
Team	12	1	0	0.0	0	0	0	-3.0

PUNT RETURNS Player	G	No.	Yards	Avg.	TD	Long
Jo. Smith	12	28	292	10.4	0	51
S. McKnight	12	1	4	4.0	0	4
C. Crawford	12	1	0	0.0	0	0
J. Espinoza	2	2	-1	-0.5	0	4
G. McKay	12	0	-2	0	-2

KICKOFF RETURNS Player	G	No.	Yards	Avg.	TD	Long
Jo. Smith	12	50	1,276	25.5	1	93t
D. Sumler	12	7	76	10.9	0	20
D. Scott	11	3	31	10.3	0	16
K. Moyd	12	1	22	22.0	0	22
M. Cantrell	12	2	16	8.0	0	11
M. Sipili	8	1	8	8.0	0	8

INTERCEPTIONS Player	G	No.	Yards	Avg.	TD	Long
R. Walters	11	2	37	18.5	0	28
S. Mohler	12	2	36	18.0	0	20
C. Brown	12	2	27	13.5	1	27t
J. Brown	12	1	57	57.0	0	57
C. Cunningham	12	1	10	10.0	0	10
D. Dykes	9	1	0	0.0	0	0

FIELD GOALS Player	10-19	20-29	30-39	40-49	50+	Total	Long
A. Goodman	0-0	2-3	3-5	0-5	0-1	5-14	37
J. Davis	0-0	0-1	1-2	0-0	0-0	1-3	30
Opponents	1-1	6-7	5-6	4-6	4-4	20-24	57

TACKLE LEADERS Player	G	UT	AT	— Tot	TFL	QBS	PBU
J. Smart	12	80	38	— 118	2-5	1-4	4
S. Mohler	12	65	32	— 97	4-15	0-0	0
R. Walters	11	63	24	— 87	3-25	2-21	7
C. Brown	12	59	25	— 84	5-11	1-0	10
B. Jones	12	48	30	— 78	14-64	7-51	1



2009 3-9 Big 12: 2-6 (5th/North)

	Result	Attend.	Rank		CU	Rushing			Passing			Tot Off		Opp		Rushing			Passing			Tot Off		TV
			CU	Opp		FD	att	yds	td	a	c	i	yds	td	no	yds	FD	att	yds	td	a	c	i	
S 6	COLORADO STATE (N)	L 17-23	53,168	—	—	13	21	29	1	40-24-1	222	1	61	251	14	45	168	1	17-10-2	208	1	62	376	FSN
S 11	at Toledo (N)	L 38-54	20,082	—	—	25	23	95	1	64-30-3	356	4	87	451	21	43	305	3	23-15-0	319	4	66	624	ESPN
S 19	WYOMING	W 24-0	50,535	—	—	21	45	151	3	31-17-0	175	0	76	326	13	35	76	0	36-15-0	154	0	71	230	FCS-C
O 1	at West Virginia (N)	L 24-35	60,055	—	—	21	30	100	1	54-27-3	292	2	84	392	19	42	257	3	19-12-0	148	2	61	405	ESPN
O 10	*at Texas (N)	L 14-38	101,152	—	2	11	34	42	0	23-9-2	85	2	57	127	21	25	46	1	40-33-1	267	1	65	313	ESPN
O 17	*KANSAS (N)	W 34-30	51,146	—	17	21	43	147	3	25-14-1	175	1	68	322	23	22	-8	1	54-32-1	431	2	76	423	FSN
O 24	*at Kansas State	L 6-20	42,019	—	—	15	31	60	1	37-17-2	184	0	68	244	14	42	204	2	18-9-0	80	0	60	284	FCS-C
O 31	*MISSOURI	L 17-36	45,634	—	—	14	24	-14	1	36-22-1	190	0	60	176	20	45	184	1	30-18-2	216	3	75	400	FSN
N 7	*TEXAS A & M	W 35-34	47,227	—	—	24	43	166	3	32-21-1	271	1	75	437	20	34	132	2	36-20-1	242	1	70	374	FCS-C
N 14	*at Iowa State	L 10-17	43,208	—	—	21	35	132	0	38-18-1	258	1	73	390	19	46	194	0	26-12-1	116	2	72	310	
N 19	*at Oklahoma State (N)	L 28-31	50,080	—	13	14	22	13	0	49-30-0	240	3	71	253	20	49	232	1	24-10-1	168	2	73	400	ESPN
N 27	*NEBRASKA	L 20-28	52,817	—	—	20	28	134	0	44-21-3	269	3	72	403	14	40	144	1	14-9-0	73	1	54	217	ABC

Head Coach: Dan Hawkins (WR). **Assistant Coaches:** Brian Cabral (AssocHC/LB), Ron Collins (DC), Eric Kiesau (OC/QB), Romeo Bandison (DL), Greg Brown (DB), Bob Foster (OLB), Darian Hagan (RB), Denver Johnson (OL), Kent Riddle (TE/ST).

Usual Lineup: Offense (Multiple)—WR Scotty McKnight, WR Markques Simas, LT Nate Solder, LG Ethan Adkins/Blake Behrens, C Keenan Stevens, RG Ryan Miller/Matt Bahr, RT Bryce Givens/Ryan Miller, TE Riar Geer, QB Tyler Hansen/Cody Hawkins, TB Rodney Stewart, TE Ryan Deehan/WR Will Jefferson. **Defense (Multiple/4-3 Base)**—LE Marquez Herrod, DT Curtis Cunningham, NT Will Pericak, ILB Marcus Burton, ILB Jeff Smart, OLB B.J. Beatty, LC Jalil Brown, SS Ben Burney, FS Anthony Perkins, RC Jimmy Smith, N Cha'pelle Brown. **Specialists**—P Matt DiLallo, PK Eric Goodman, KR Brian Lockridge/Jason Espinoza/Darrell Scott.

Notes: Four losses by eight or fewer points sent the Buffs to a 3-9 record, as CU missed the postseason for the second straight year, which had not happened since a six-year bowl dry spell from 1978-84. The Buffs did defeat No. 17 Kansas in a thriller, 34-30, and battled No. 2 Texas deep into the second half as the Longhorns needed three return touchdowns to pull away (only Alabama in the BCS title game held the lead longer against the 13-1 'Horns than Colorado). CU also had No. 13 Oklahoma State on the ropes most of the game before succumbing, 31-28. The defense shined at times, holding Big 12 division champs Nebraska (217) and Texas (313) to just 530 combined yards, but on the year, surrendered 70 percent of the opponents' total yards on just 18 percent of their plays. WR Scotty McKnight ended the season with a school-record 36 straight games with at least one reception.

SCORE/QUARTERS	1	2	3	4	OT	Total
COLORADO	34	80	84	69	x	267
Opponents	92	100	62	92	x	346

TEAM STATISTICS	Colorado	Opponents
FIRST DOWNS	220	218
by rushing	71	93
by passing	127	101
by penalty	22	24
FIRST DOWN PLAYS / Average	365/4.4	350/6.0
THIRD DOWN EFFICIENCY	68-190	58-170
percentage	35.8	34.1
FOURTH DOWN EFFICIENCY	12-25	6-14
percentage	48.0	42.9
RUSHING ATTEMPTS	379	468
yards gained	1554	2229
yards lost	499	295
NET RUSHING YARDS	1055	1934
average per rush	2.78	4.13
average per game	87.9	161.1
PASSING ATTEMPTS	473	337
passes completed	250	195
had intercepted	18	9
completion percentage	52.9	57.9
NET PASSING YARDS	2717	2422
average per attempt	5.74	7.19
average per completion	10.9	12.4
average per game	226.4	201.9
QBs sacked/yards lost	44/369	29/194
TOTAL OFFENSIVE PLAYS	852	805
TOTAL NET YARDS	3772	4356
AVERAGE GAIN PER PLAY	4.43	5.41
AVERAGE PER GAME	314.3	363.0
FUMBLES-LOST	27-13	28-16
PENALTIES/YARDS	107/907	85/791
TURNOVERS (Margin: -6/-0.50)	31	25
TOTAL RETURN YARDS	267	631
Punt Returns: No-Yards	30-100	37-403
Interceptions: No-Yards	9-131	18-227
Misc. (Fum/Blk. FG) Returns	2-36	1-1
KICKOFF RETURNS: No-Yards	62-1480	37-746
average per return	23.9	20.2
PUNTS/Average	68/38.1	62/39.2
DEFENSIVE/tackles for loss	68-285	81-467
quarterback sacks/yards	29/194	44/369
quarterback hurries	47	74
passes broken up	51	51
forced fumbles	12	15
BLOCKED KICKS (Special Teams)	4	2
TIME OF POSSESSION (Avg.)	30:03	29:57
TIMES PENETRATED OPP. 20	41	41
scores/td,fg	32/25.7	30/18.12
TOUCHDOWNS	34	42
by rushing	14	16
by passing	18	19
by return	2	7
PAT Kicks	31-32	41-41
2-Pt. PAT	1-1	0-1
Field Goals	10-18	17-23
Safeties/Defensive PAT	0/0	1/0
TOTAL POINTS	267	346
average per game	22.3	28.8

RUSHING Player	G	Att	Gain	Loss	NET	Avg.	TD	Long
R. Stewart	11	198	872	68	804	4.1	9	36t
D. Sumler	12	36	136	8	128	3.6	1	16
D. Scott	5	23	96	1	95	4.1	0	32
T. Hansen	8	84	339	278	61	0.7	1	31
B. Lockridge	12	12	59	6	53	4.4	1	13
M. DiLallo	12	2	17	0	17	8.5	0	9
A. Simmons	12	1	15	0	15	15.0	0	15
K. Moyd	11	2	2	2	0	0.0	0	2
S. McKnight	12	0	2	0	2	...	1	2
C. Hawkins	8	15	16	109	-93	-6.2	1	12
Team	12	6	0	27	-27	(kneel-downs, snaps)		

RECEIVING Player	G	No.	Yards	Avg.	TD	Long
S. McKnight	12	76	893	11.8	6	56t
M. Simas	10	43	585	13.6	3	58
R. Geer	12	36	402	11.2	4	29
D. Sumler	12	21	125	6.0	0	16
P. Devenny	12	13	154	11.8	3	25t
J. Espinoza	11	13	136	10.5	1	27
R. Stewart	11	12	65	5.4	0	17
R. Deehan	12	10	91	9.1	0	34
J. Behrens	12	7	47	6.7	1	8
W. Jefferson	11	6	45	7.5	0	11
D. Scott	5	4	35	8.8	0	19
B. Lockridge	12	3	35	11.7	0	17
D. Ebner	8	3	15	5.0	0	9
A. Simmons	12	2	47	23.5	0	44
A. Wright	8	1	42	42.0	0	42

SCORING Player	G	Tot	Ru	Re	PAT	EP-A	FG-A	PTS
A. Goodman	12	0	0	0	0-0	31-32	10-18	61
R. Stewart	12	9	9	0	0-0	0-0	0-0	54
S. McKnight	12	7	1	6	0-0	0-0	0-0	42
R. Geer	10	4	0	4	0-0	0-0	0-0	24
M. Simas	10	3	0	3	0-0	0-0	0-0	20
P. Devenny	12	3	0	3	0-0	0-0	0-0	18
B. Lockridge	12	2	1	0	0-0	0-0	0-0	12
J. Behrens	12	1	0	1	0-0	0-0	0-0	6
B. Burney	12	1	0	0	1	0-0	0-0	6
J. Espinoza	11	1	0	0	0-0	0-0	0-0	6
T. Hansen	8	1	1	0	0-0	0-0	0-0	6
C. Hawkins	8	1	0	0	0-0	0-0	0-0	6
D. Sumler	12	1	1	0	0-0	0-0	0-0	6

PASSING Player	G	Att	Com	Int	Pct.	Yards	—avg. per—	TD	Long	Sacked	TOTAL OFFENSE
							att. comp.				Att. Yds Avg.
T. Hansen	8	231	129	7	55.8	1440	6.2 11.2	8	58	33/275	315 1501 4.8
C. Hawkins	8	239	121	11	50.6	1277	5.3 10.6	10	44	11/ 94	254 1184 4.7
S. McKnight	12	1	0	0	0.0	0	0.0 0.0	0	0	0/ 0	1 2 2.0
Team (spiked passes)		2	0	0	0.0	0	0.0 0.0	0	0	0/ 0	8 -27 -3.4

NCAA Ratings: Hansen 113.6; Hawkins 100.1.

PUNTING Player	G	No.	Yards	Avg.	Long	In	had	Net
						20	50+	blk
M. DiLallo	12	67	2589	38.6	57	13	7	1 32.7
Team	12	1	0	0.0	0	0	0	0 -25.0

PUNT RETURNS Player	G	No.	Yards	Avg.	TD	Long
J. Espinoza	10	22	68	3.1	0	15
S. McKnight	12	7	32	4.6	0	13
R. Stewart	11	1	0	0.0	0	0

KICKOFF RETURNS Player	G	No.	Yards	Avg.	TD	Long
D. Scott	5	21	564	26.9	0	48
B. Lockridge	12	30	699	23.3	1	98t
A. Jaffee	12	6	144	24.0	0	38
D. Sumler	12	2	41	20.5	0	26
M. Burton	12	1	14	14.0	0	14
J. Behrens	12	1	13	13.0	0	13
B. Stengel	10	1	5	5.0	0	5

INTERCEPTIONS Player	G	No.	Yards	Avg.	TD	Long
B. Burney	12	2	78	39.0	1	78t
J. Brown	12	2	33	16.5	0	35
J. Smith	12	2	10	5.0	0	10
A. Perkins	12	2	0	0.0	0	0
J. Smart	11	1	10	10.0	0	10

FIELD GOALS Player	10-19	20-29	30-39	40-49	50+	Total	Long
A. Goodman	0-0	2-2	5-6	2-7	1-3	10-18	54
Opponents	1-1	6-7	4-6	5-6	1-4	17-24	50

TACKLE LEADERS Player	G	UT	AT	— Tot	TFL	QBS	PBU
C. Brown	12	71	25	— 96	9-47	4-36	1
J. Smart	11						



2010

5-7 Big 12: 2-6 (5th/North)

Table with columns: Rank, CU, Opp, Rushing, Passing, Tot Off, Opp, Rushing, Passing, Tot Off, TV. Rows list game results for Colorado State, California, Hawaii, Georgia, Missouri, Baylor, Texas Tech, Oklahoma, Kansas, Iowa State, Kansas State, and Nebraska.

†—INVESCO Field at Mile High, Denver.

Head Coaches: Dan Hawkins (3-6); Brian Cabral (Interim, 2-1). Assistant Coaches: Brian Cabral (AssocHC/LB), Ron Collins (DC), Eric Kiesau (OC/QB), Ashley Ambrose (DB), Romeo Bandison (DL), Darian Hagan (RB), Denver Johnson (OL), Robert Prince (WR), Kent Riddle (TE/ST).

Usual Lineup: Offense (Multiple)—WR Scotty McKnight, WR Toney Clemons, LT Nate Solder, LG Ethan Adkins, C Mike Itlis, RG Ryan Miller, RT David Bakhtiari, TE Ryan Deehan, QB Tyler Hansen/Cody Hawkins, TB Rodney Stewart, WR Will Jefferson/WR Paul Richardson/TE Luke Walters. Defense (Multiple/4-3 Base)—LE Josh Hartigan, DT Curtis Cunningham, DT Will Pericak, ILB Michael Sipili, ILB Jon Major/Liloua Nobriga, OLB B.J. Beatty, LC Jalil Brown, SS Anthony Perkins/Terrel Smith, FS Ray Polk, RC Jimmy Smith, N Travis Sandersfeld/Patrick Mahnke. Specialists—P Zach Grossnickle, PK Aric Goodman, KR Travon Patterson/Toney Clemons/Brian Lockridge/Arthur Jaffee.

Notes: Despite a one-sided loss at California, the Buffs got off to a 3-1 start after a thrilling 29-27 win over Georgia at Folsom Field, honoring the 1990 national championship team that was being honored that weekend. But a five-game losing streak, culminated with a 52-45 loss at Kansas after CU held 45-17 lead with 11 minutes to play, led to the early dismissal of coach Dan Hawkins on Nov. 9. Long-time assistant coach Brian Cabral assumed the reins on an interim basis and led the team to a 2-1 record in the final three games, but a loss at Nebraska (combined with bad officiating that helped Kansas' comeback) kept the Buffs from winning the required minimum of six games to qualify for a bowl. It was CU's final season in the Big 12 as on June 11, CU accepted an invitation to join the Pac-12 beginning in 2012. OT Nate Solder was a consensus All-American and finalist for the Outland Trophy; WR Scotty McKnight ended his career as CU's all-time leading receiver (receptions), catching a pass in all 48 career games, while QB Cody Hawkins set most of the school's major passing marks.

SCORE/QUARTERS table with columns: 1, 2, 3, 4, OT, Total. Rows: COLORADO, Opponents.

TEAM STATISTICS

Table with columns: Colorado, Opponents. Rows include: FIRST DOWNS, RUSHING ATTEMPTS, NET RUSHING YARDS, PASSING ATTEMPTS, NET PASSING YARDS, TOTAL OFFENSIVE PLAYS, TOTAL NET YARDS, AVERAGE GAIN PER PLAY, FUMBLES-LOST, PENALTIES/YARDS, TURNOVERS, TOTAL RETURN YARDS, KICKOFF RETURNS, PUNTS/Average, DEFENSIVE/tackles for loss, QUARTERBACK SACKS/YARDS, BLOCKED KICKS, TIME OF POSSESSION, TIMES PENETRATED OPP, TOUCHDOWNS, PAT Kicks, Field Goals, Safeties/Defensive PAT, TOTAL POINTS.

RUSHING

Table with columns: Player, G, Att, Gain, Loss, NET Avg., TD, Long. Rows list players like R. Stewart, B. Lockridge, W. Jefferson, J. Torres, T. Hansen, T. Clemons, T. Patterson, P. Richardson, D. Bakhtiari, C. Hawkins, Team.

RECEIVING

Table with columns: Player, G, No., Yards, Avg., TD, Long. Rows list players like S. McKnight, T. Clemons, P. Richardson, R. Stewart, R. Deehan, T. Patterson, W. Jefferson, L. Walters, K. Cefalo, B. Lockridge, M. Bahr, J. Espinosa, D. Thornton, C. Hawkins, E. Adkins.

SCORING

Table with columns: Player, Touchdowns (G, Tot, Ru, Re, Rt), 2Pt, PAT, EP-A, FG-A, PTS. Rows list players like A. Goodman, R. Stewart, S. McKnight, P. Richardson, T. Hansen, T. Clemons, R. Deehan, M. Bahr, W. Jefferson, B. Lockridge, T. Patterson, M. Sipili, D. Thornton, J. Castor, C. Hawkins.

PASSING

Table with columns: Player, G, Att-Com-Int, Pct., Yards, -avg. per-att., comp., TD, Long, Sacked, TOTAL OFFENSE Att., Yds, Avg. Rows list C. Hawkins, T. Hansen, R. Stewart, S. McKnight, Team (spiked passes).

NCAA Ratings: Hansen 129.5; Hawkins 125.6.

PUNTING

Table with columns: Player, G, No., Yards, Avg., Long, In 20, had 50+, Net blk, Avg. Rows list Z. Grossnickle, Team.

PUNT RETURNS

Table with columns: Player, G, No., Yards, Avg., TD, Long. Rows list T. Patterson, T. Clemons.

KICKOFF RETURNS

Table with columns: Player, G, No., Yards, Avg., TD, Long. Rows list T. Clemons, W. Jefferson, A. Jaffee, B. Lockridge, T. Patterson, T. Ahles.

INTERCEPTIONS

Table with columns: Player, G, No., Yards, Avg., TD, Long. Rows list J. Brown, T. Sandersfeld, A. Perkins, M. Sipili, J. Hartigan, T. Smith, J. Hawkins.

FIELD GOALS

Table with columns: Player, 10-19, 20-29, 30-39, 40-49, 50+, Total, Long. Rows list A. Goodman, J. Castor, Opponents.

TACKLE LEADERS

Table with columns: Player, G, UT, AT, Tot, TFL, QBS, PBU. Rows list M. Sipili, R. Polk, J. Smith, T. Smith, J. Major, J. Brown, L. Nobriga, W. Pericak, T. Sandersfeld, A. Perkins, B. Beatty, P. Mahnke, C. Cunningham, T. Ahles, J. Hartigan, F. West, N. Kasa.



2011

3-10 Pac-12: 2-7 (t-5th/South)

	Result	Attend.	Rank		CU	Rushing			Passing			Tot Off		Opp	Rushing			Passing			Tot Off		TV
			CU	Opp		att	yds	td	a - c - i	yds	td	no	yds		att	yds	td	a - c - i	yds	td	no	yds	
S 3 at Hawai'i	L 17-34	35,645	—	—	15	28	17	0	30-16-1	223	2	58	240	19	32	165	3	33-20-0	178	1	65	343	ESPN2
S 10 CALIFORNIA (OT)	L 33-36	49,532	—	—	25	32	108	0	50-28-0	474	3	82	582	22	31	100	1	36-19-1	270	4	67	370	FCS-P
S 17 †Colorado State	W 28-14	57,186	—	—	23	34	145	2	32-17-0	215	2	66	360	16	25	67	1	30-20-0	176	1	55	243	FSN
S 24 at Ohio State	L 17-37	105,096	—	—	13	16	76	0	39-22-0	238	2	55	314	20	47	226	2	15-7-0	110	2	62	336	ABC
O 1 *WASHINGTON STATE	L 27-31	51,928	—	—	20	38	161	1	24-15-1	175	2	62	336	28	27	79	1	49-32-1	376	3	76	455	FCS-P
O 8 *at Stanford	L 7-48	50,360	—	7	11	27	60	0	30-16-1	204	1	57	264	28	35	161	3	35-27-1	392	3	70	553	Versus
O 15 *at Washington	L 24-52	62,147	—	—	17	27	62	2	38-22-0	207	1	65	269	31	40	295	3	30-23-0	267	4	70	562	FCS-P
O 22 *OREGON	L 2-45	52,123	—	9	14	39	98	0	33-15-1	133	0	72	231	25	48	371	3	21-11-0	156	2	69	527	FSN
O 29 *at Arizona State	L 14-48	53,168	—	23	22	32	83	0	42-26-2	337	1	74	420	25	36	207	4	29-19-0	315	2	65	522	FSN
N 4 *SOUTHERN CALIFORNIA (N)	L 17-42	50,083	—	21	19	25	134	0	37-17-0	250	2	62	384	31	33	243	0	39-25-1	318	6	72	561	ESPN
N 12 *ARIZONA	W 48-29	48,111	—	—	27	45	273	4	27-17-1	227	1	72	500	23	23	60	2	53-35-3	352	3	76	412	FCS-P
N 19 *at UCLA	L 6-45	57,334	—	—	15	28	87	0	32-17-3	142	1	60	229	24	44	328	2	19-15-0	225	4	63	553	Versus
N 25 *at Utah	W 17-14	45,026	—	—	20	30	109	1	36-22-1	264	1	66	373	15	33	89	1	25-18-0	185	1	58	274	FSN

†—Sports Authority Field at Mile High, Denver.

Head Coach: Jon Embree. **Assistant Coaches:** Rip Scherer (AHC/QB), Eric Bieniemy (OC/RB), Greg Brown (DC/DB), J.D. Brookhart (TE/ST), Brian Cabral (LB), Bobby Kennedy (WR), Steve Marshall (OL), Kanavis McGhee (DL), Mike Tuiaosopo (DL).

Usual Lineup: Offense (Pro Style)—WR Toney Clemons, WR Paul Richardson, LT David Bakhtiari, LG Ethan Adkins, C Gus Handler/Daniel Munyer, RG Ryan Miller, RT Ryan Dannewitz, TE Ryan Deehan, TE Matt Bahr, QB Tyler Hansen, TB Rodney Stewart, FB Evan Harrington. **Defense (Multiple/4-3 Base)**—LE Will Pericak, DT Conrad Obi/Curtis Cunningham, RE David Goldberg/Chidera Uzo-Diribe, JOLB Josh Hartigan, Douglas Rippy, ILB Derrick Webb, ILB/OLB Jon Major, OLB Patrick Mahnke, LC Travis Sandersfeld/Parker Orms, SS Anthony Perkins, FS Ray Polk, RC Greg Henderson. **Specialists**—P Darrah O'Neill, PK Will Oliver, KR 14 different players.

Notes: For the first time since 1948, the Buffaloes played in a new league as Colorado officially joined the Pac-12 Conference on July 1, 2011. CU lost 10 games in a season for just the fourth time in its history, playing 13 games in a year for just the seventh time; the opener at Hawai'i marked CU's first regular season game outside the continental United States since Jan. 1, 1925. TB Rodney Stewart became the first player in school history to lead the team in rushing four times, with PK Will Oliver setting the school record for most points scored by a freshman with 62. WR Paul Richardson shattered CU's single-game receiving yards record with 284 against California, with QB Tyler Hansen matching the school mark with 474 passing yards in the game. In the first meeting between the two schools in 49 years, CU closed the year with a 17-14 upset win at Utah, which prevented its long-lost rival an opportunity to play in the inaugural Pac-12 Championship game.

SCORE/QUARTERS	1	2	3	4	OT	— Total
COLORADO	34	76	75	69	3	— 257
Opponents	142	118	107	102	6	— 475

TEAM STATISTICS

	Colorado	Opponents
FIRST DOWNS	241	307
by rushing	81	127
by passing	135	155
by penalty	25	25
FIRST DOWN PLAYS / Average	368/4.8	410/6.2
THIRD DOWN EFFICIENCY	68-189	73-156
percentage	36.0	46.8
FOURTH DOWN EFFICIENCY	8-17	8-14
percentage	47.1	57.1
RUSHING ATTEMPTS	401	454
yards gained	1751	2686
yards lost	338	295
NET RUSHING YARDS	1413	2391
average per rush	3.52	5.27
average per game	108.7	183.9
PASSING ATTEMPTS	450	414
passes completed	250	271
had intercepted	11	7
completion percentage	55.6	65.5
NET PASSING YARDS	3089	3320
average per attempt	6.86	8.02
average per completion	12.4	12.3
average per game	237.6	255.4
QB's sacked/yards lost	31/216	32/189
TOTAL OFFENSIVE PLAYS	851	868
TOTAL NET YARDS	4502	5711
AVERAGE GAIN PER PLAY	5.29	6.58
AVERAGE PER GAME	346.3	439.3
FUMBLES-LOST	18-8	20-8
PENALTIES/YARDS	103/866	87/923
TURNOVERS (Margin: -4/-0.31)	19	15
TOTAL RETURN YARDS	165	546
Punt Returns: No-Yards	13-56	30-250
Interceptions: No-Yards	7-85	11-221
Misc. (Fum/Blk. FG) Returns	2-24	1-75
KICKOFF RETURNS: No-Yards	69-1281	37-833
average per return	18.6	22.5
PUNTS/Average	77/41.1	48/45.8
DEFENSIVE/tackles for loss	67-289	73-314
quarterback sacks/yards	32/189	31/216
quarterback hurries	33	43
passes broken up	39	50
forced fumbles	10	7
BLOCKED KICKS (Special Teams)	1	6
TIME OF POSSESSION (Avg.)	31:05	28:55
TIMES PENETRATED OPP. 20	37	57
scores/td,fg	28/22,6	54/44,10
TOUCHDOWNS	32	63
by rushing	10	26
by passing	21	34
by return	1	3
PAT Kicks	30-32	56-59
2-Pt. PAT	0-0	1-3
Field Goals	11-16	13-19
Safeties/Defensive PAT	1/0	0/0
TOTAL POINTS	257	475
average per game	19.8	36.5

RUSHING

Player	G	Att	Loss	NET	Avg.	TD	Long
R. Stewart	12	189	912	58	854	4.5	4
T. Jones	5	78	316	19	297	3.8	2
J. Ford	4	22	131	3	128	5.8	1
T. Hansen	7	81	315	200	115	1.4	3
M. Creer	12	15	46	3	43	2.9	0
P. Richardson	12	2	24	0	24	12.0	0
E. Harrington	13	2	4	1	3	1.5	0
K. Canty	12	2	0	7	-7	-3.5	0
N. Hirschman	5	7	3	42	-39	-5.6	0
Team	13	3	0	5	-5	(kneel-downs, snaps)	

RECEIVING

Player	G	No.	Yards	Avg.	TD	Long
R. Stewart	11	45	571	12.7	0	76
T. Clemons	13	43	680	15.8	8	44t
P. Richardson	9	39	555	14.2	5	78t
T. Jones	13	27	168	6.2	2	20
R. Deehan	13	24	322	13.4	1	37t
L. Gray	13	18	300	16.7	0	53
K. Canty	12	14	161	11.5	0	39
T. McCulloch	13	10	96	9.6	1	19
K. Cefalo	9	10	85	8.5	2	24t
E. Harrington	13	7	41	5.9	1	19
T. Thornton	13	6	69	11.5	0	52
M. Creer	2	2	0	0.0	0	1
T. Hansen	13	1	14	14.0	1	14t
M. Bahr	13	1	11	11.0	0	11
N. Kasa	11	1	8	8.0	0	8
T. Ahles	13	1	6	6.0	0	6
A. Wood	1	1	2	2.0	0	2

SCORING

Player	Touchdowns					2Pt. PAT	EPA	FG-A	PTS
	G	Tot	Ru	Re	Rt				
W. Oliver	12	0	0	0	0	0-0	29-31	11-16	62
T. Clemons	13	8	0	8	0	0-0	0-0	0-0	48
P. Richardson	9	5	0	5	0	0-0	0-0	0-0	30
T. Hansen	12	4	3	1	0	0-0	0-0	0-0	24
T. Jones	13	4	2	2	0	0-0	0-0	0-0	24
R. Stewart	11	4	4	0	0	0-0	0-0	0-0	24
K. Cefalo	12	2	0	2	0	0-0	0-0	0-0	12
R. Deehan	13	1	0	1	0	0-0	0-0	0-0	6
J. Ford	12	1	0	1	0	0-0	0-0	0-0	6
E. Harrington	13	1	0	1	0	0-0	0-0	0-0	6
T. McCulloch	13	1	0	1	0	0-0	0-0	0-0	6
J. Moten	7	1	0	1	0	0-0	0-0	0-0	6
J. Castor	10	0	0	0	0	0-0	1-1	0-0	1

PUNTING

Player	G	No.	Yards	Avg.	In		Net
					20	50+ blk	
D. O'Neill	13	74	3152	42.6	57	21	17
Team	13	3	13	4.3	15	0	0

PASSING

Player	G	Att-Com-Int	Pct.	Yards	—avg. per—		
					att.	comp.	TD
T. Hansen	13	412-231-11	56.1	2883	7.0	12.5	20
N. Hirschman	5	35-18-0	51.4	192	5.5	10.4	0
R. Stewart	11	1-1-0	100.0	14	14.0	14.0	1
Team (spiked passes)		2-0-0	0.0	0	0.0	0.0	0

NCAA Ratings: Hansen 125.5; Hirschman 97.5.

PUNT RETURNS

Player	G	No.	Yards	Avg.	TD	Long
K. Canty	12	3	17	5.7	0	12
R. Stewart	11	5	22	4.6	0	14
L. Gray	12	4	13	3.3	0	8
P. Richardson	9	1	4	4.0	0	4

KICKOFF RETURNS

Player	G	No.	Yards	Avg.	TD	Long
T. Clemons	13	4	95	23.8	0	33
J. Ford	12	7	160	22.9	0	32
M. Creer	2	5	110	22.0	0	25
R. Stewart	11	11	239	21.7	0	36
J. Gorman	13	9	183	20.3	0	30
D. Goodson	4	5	97	19.4	0	25
T. Jones	13	6	105	17.5	0	23
K. Canty	12	6	104	17.3	0	22
K. Washington	9	6	89	14.8	0	20
B. Lockridge	5	4	51	12.8	0	20
A. Jaffee	10	2	21	10.5	0	17
E. Harrington	13	3	25	8.3	0	19
P. Mahnke	12	0	2	...	0</	



2012

1-11 Pac-12: 1-8 (6th/South)

Table with columns: Rank, CU, Opp, Rushing, Passing, Tot Off, Opp, Rushing, Passing, Tot Off, TV. Rows list games against Colorado State, Sacramento State, Fresno State, Washington State, UCLA, Arizona State, Southern California, Stanford, Arizona, Washington, and Utah.

†—Sports Authority Field at Mile High, Denver.

Head Coach: Jon Embree. Assistant Coaches: Rip Scherer (AHC/QB), Eric Bieniemy (OC/RB), Greg Brown (DC/DB), J.D. Brookhart (TE/ST), Brian Cabral (LB), Bobby Kennedy (WR), Steve Marshall (OL), Kanavis McGhee (DL), Mike Tuiaosopo (DL).

Usual Lineup: Offense (Multiple)—WR Tyler McCulloch, WR Nelson Spruce/Gerald Thomas, LT David Bakhtiari, LG Alex Lewis, C Gus Handler/Daniel Munyer, RG Daniel Munyer/Jack Harris, RT Stephone Nembot, TE Nick Kasa, QB Jordan Webb, TB Christian Powell, TE Vincent Hobbs/FB Alex Wood. Defense (Multiple/4-3 Base)—LE Will Pericak, DT Nate Bonus/Josh Tupou, DT Samson Kafovalu/Tyler Henington, RE Chidera Uzo-Diribe, MLB Paul Vigo, WLB Derrick Webb, SLB Jon Major, LC Kenneth Crawley, SS Terrell Smith/Marques Mosley, FS Parker Orms/Ray Polk, RC Greg Henderson/Yuri Wright. Specialists—P Darragh O'Neill, PK Will Oliver, KR Marques Mosley/Donta Abron, PR Kenneth Crawley.

Notes: Embree was relieved of his duties as head coach after just two seasons, after the Buffs were 4-21 in his brief tenure. The 11 losses were the most in school history, it was the third time in the modern era that the Buffs just won one game; that came at Washington State, as Jordan Webb's 4-yard TD run on 4th-and-goal with :09 remaining rallied CU from a 17-point deficit for the win. LT David Bakhtiari, CU's best lineman, declared for the NFL Draft and bypassed his senior season in 2013. Colorado led the nation in games started by true freshmen with 57 (19 on offense, 38 on defense), and were fourth in first-time starters with 21; CU's eight seniors tied for the second fewest in the country.

SCORE/QUARTERS table with columns 1, 2, 3, 4, OT, Total. Rows for COLORADO and Opponents.

TEAM STATISTICS table with columns Colorado, Opponents. Rows include FIRST DOWNS, FIRST DOWN PLAYS, THIRD DOWN EFFICIENCY, RUSHING ATTEMPTS, NET RUSHING YARDS, PASSING ATTEMPTS, NET PASSING YARDS, TOTAL OFFENSIVE PLAYS, TOTAL NET YARDS, AVERAGE GAIN PER PLAY, AVERAGE PER GAME, FUMBLES-LOST, PENALTIES/YARDS, TURNOVERS, TOTAL RETURN YARDS, KICKOFF RETURNS, PUNTS/Average, DEFENSIVE/tackles for loss, BLOCKED KICKS, TIME OF POSSESSION, TIMES PENETRATED OPP, TOUCHDOWNS, PAT Kicks, 2-Pt. PAT, Field Goals, Safeties/Defensive PAT, TOTAL POINTS.

RUSHING table with columns Player, G, Att, Gain, Loss, NET Avg, TD, Long. Rows list players like C. Powell, T. Jones, D. Abron, J. Ford, G. Thomas, M. Creer, D. Goodson, V. Hobbs, N. Hirschman, J. Schrock, C. Wood, J. Webb, Team.

RECEIVING table with columns Player, G, No., Yards, Avg., TD, Long. Rows list players like N. Spruce, T. McCulloch, T. Jones, N. Kasa, G. Thomas, V. Hobbs, K. Slavin, D. Ebner, D. Abron, A. Wood, D. Thornton, C. Powell, K. Canty, S. Fernandez, J. Webb, M. Creer.

SCORING table with columns Player, Touchdowns (G, Tot, Ru, Re, Rt), 2Pt. (PAT, EP-A, FG-A), PTS. Rows list players like W. Oliver, C. Powell, T. Jones, N. Kasa, N. Spruce, D. Abron, T. McCulloch, J. Webb, D. Ebner, S. Fernandez, J. Ford, N. Hirschman, M. Mosley, K. Slavin.

PUNTING table with columns Player, G, No., Yards, Avg., Long, In 20, had 50+, Net blk, Avg. Rows list D. O'Neill.

PASSING table with columns Player, G, Att-Com-Int, Pct., Yards, -avg per-att, comp., TD, Long, Sacked, TOTAL OFFENSE Att, Yds, Avg. Rows list J. Webb, N. Hirschman, C. Wood, N. Spruce, J. Schrock, T. Jones, G. Thomas, Team (spiked passes).

PUNT RETURNS table with columns Player, G, No., Yards, Avg., TD, Long. Rows list K. Crawley, G. Thomas, D. Goodson, N. Spruce.

KICKOFF RETURNS table with columns Player, G, No., Yards, Avg., TD, Long. Rows list M. Mosley, J. Hall, D. Schrock, R. Polk, C. Powell, B. Daigh, S. Fernandez, T. Jones, D. Thornton.

INTERCEPTIONS table with columns Player, G, No., Yards, Avg., TD, Long. Rows list J. Bell, J. Major, M. Mosley.

FIELD GOALS table with columns Player, 10-19, 20-29, 30-39, 40-49, 50+, Total, Long. Rows list W. Oliver, Opponents.

TACKLE LEADERS table with columns Player, G, UT, AT, Tot, TFL, QBS, PBU. Rows list D. Webb, T. Smith, J. Major, W. Pericak, K. Crawley, M. Mosley, P. Orms, G. Henderson, P. Vigo, R. Polk, C. Uzo-Diribe, B. Daigh, J. Tupou, D. Rippey, T. Henington, N. Bonus, Y. Wright, K. Poston, S. Kafovalu.

Table with columns Player, -avg per-att, comp., TD, Long, Sacked, TOTAL OFFENSE Att, Yds, Avg. Rows list J. Webb, N. Hirschman, C. Wood, N. Spruce, J. Schrock, T. Jones, G. Thomas, Team.

NCAA Ratings: Hirschman 104.4; Webb 103.7; Wood 91.8; Schrock 158.8.



2013 4-8 Pac-12: 1-8 (6th/South)

	Result	Attend.	Rank	CU	Rushing	Passing	Tot Off	Opp	Rushing	Passing	Tot Off	TV
			CU	Opp	att yds td	a - c - i yds td	no yds	FD	att yds td	a - c - i yds td	no yds	
S 1 †Colorado State	W 41-27	59,601	—	24	37 109 0	46-33-0 400 3	83 509	16	28 94 2	39-22-0 201 0	67 295	CBS-SN
S 7 CENTRAL ARKANSAS (N)	W 38-24	35,168	—	13	34 84 0	36-23-2 341 3	70 425	19	26 60 1	55-33-3 280 2	81 340	PAC12
S 28 at Oregon State	L 17-44	44,279	—	14	35 154 0	34-14-2 146 2	69 300	29	34 120 0	54-28-1 420 6	88 540	PAC12
O 5 *OREGON	L 16-57	45,944	—	2	15 36 94 0	34-12-2 280 1	70 374	31	62 349 3	34-19-2 406 5	96 755	PAC12
O 12 *at Arizona State (N)	L 13-54	50,104	—	17	35 99 1	30-18-3 169 1	65 268	29	58 276 4	22-11-0 256 2	80 532	PAC12
O 19 CHARLESTON SOUTHERN	W 43-10	36,730	—	19	31 218 5	21-15-1 198 1	52 416	11	45 148 0	14- 7-1 48 1	59 196	PAC12
O 26 *ARIZONA (N)	L 20-44	38,679	—	19	42 137 1	33-17-1 212 1	75 349	26	50 405 4	32-21-1 265 1	82 670	PAC12
N 2 *at UCLA	L 23-45	80,377	—	17	26 40 134 1	36-25-0 247 1	76 381	18	33 139 4	24-19-0 273 2	57 412	FOX-SI
N 9 *at Washington (N)	L 7-59	66,599	—	15	37 128 0	25-14-2 171 1	62 299	28	51 316 4	29-22-0 312 2	80 628	PAC12
N 16 *CALIFORNIA	W 41-24	38,252	—	23	38 121 1	36-23-1 364 3	74 485	23	34 197 3	52-26-1 214 0	86 411	PAC12
N 23 *SOUTHERN CALIFORNIA (N)	L 29-47	36,005	—	23	18 31 124 1	33-17-1 188 2	64 312	20	41 243 4	30-20-0 206 2	71 449	PAC12
N 30 *at Utah	L 17-24	45,023	—	20	25 48 0	47-24-1 273 2	72 321	21	44 155 2	33-19-1 233 1	77 388	PAC12

†—Sports Authority Field at Mile High, Denver.

Head Coach: Mike MacIntyre. **Assistant Coaches:** Kent Baer (DC/LB), Brian Lindgren (OC/QB), Clayton Adams (RB/TE), Gary Bernardi (OL), Charles Clark (S), Jim Jeffcoat (DL), Andy LaRussa (CB), Toby Neinas (ST), Troy Walters (WR).

Usual Lineup: Offense (Multiple)—WR Paul Richardson, WR Nelson Spruce, LT Jack Harris, LG Kaiwi Crabb, C Gus Handler, RG Daniel Munyer, RT Stephane Nembot, TE Scott Fernandez, QB Sefo Liufau/Connor Wood, TB Christian Powell, TE Kyle Slavin. **Defense (Multiple/4-3 Base)**—LE Juda Parker, DT Josh Tupou, DT Nate Bonus/Justin Solis, RE Chidera Uzo-Diribe, MLB Addison Gillam, WLB Derrick Webb, SLB Woodson Greer, LC Kenneth Crawley, SS Parker Orms, FS Jered Bell, RC Greg Henderson, N Chidobe Awuzie. **Specialists**—P Darragh O'Neill, PK Will Oliver, KR Ryan Severson, PR Nelson Spruce, SN Ryan Iverson.

Notes: Record rainfall and subsequent flooding in Boulder forced the cancellation of a Sept. 14 game against Fresno State (FCS Charleston Southern was added as a replacement game on Oct. 19). MacIntyre joined Rick Neuheisel (1995) as the only CU head coaches to win their first games since 1932. WR Paul Richardson, who set CU single-season records for receptions (83) and yards (1,343) and was the first Buff to earn first-team All-Conference honors at receiver since 1997, declared for the NFL Draft and bypassed his senior season in 2014. ILB Addison Gillam set a CU freshman record for tackles (119) and plays (838) and was a first-team Freshman All-American. The same five players started every game on the offensive line since 2004. Colorado improved in 29 major statistical categories from its numbers in 2012 and had its fewest penalties and yards since 1985 (just 10 in the last four games, tied for the third fewest in any 10-game span in school history).

SCORE/QUARTERS	1	2	3	4	OT	— Total
COLORADO	58	80	37	130	x	305
Opponents	114	157	118	70	x	459

TEAM STATISTICS	Colorado	Opponents
FIRST DOWNS	233	271
by rushing	79	118
by passing	130	141
by penalty	24	12
FIRST DOWN PLAYS / Average	365/5.8	409/6.5
THIRD DOWN EFFICIENCY	58-172	73-188
percentage	33.7	38.8
FOURTH DOWN EFFICIENCY	4-14	15-25
percentage	28.6	60.0
RUSHING ATTEMPTS	421	506
yards gained	1696	2745
yards lost	246	243
NET RUSHING YARDS	1450	2502
average per rush	3.44	4.94
average per game	120.8	208.5
PASSING ATTEMPTS	411	418
passes completed	235	247
had intercepted	15	10
completion percentage	57.2	59.1
NET PASSING YARDS	2989	3114
average per attempt	7.27	7.45
average per completion	12.7	12.6
average per game	249.1	259.5
QBs sacked/yards lost	20/154	18/113
TOTAL OFFENSIVE PLAYS	832	924
TOTAL NET YARDS	4439	5616
AVERAGE GAIN PER PLAY	5.34	6.08
AVERAGE PER GAME	369.9	468.0
FUMBLES-LOST	14-9	20-11
PENALTIES/YARDS	52/461	64/586
TURNOVERS (Margin: -3/-0.25)	24	21
TOTAL RETURN YARDS	373	470
Punt Returns: No-Yards	9-45	20-182
Interceptions: No-Yards	10-202	15-208
Misc. (Fumble/Blk. FG) Returns	3-126	3-80
KICKOFF RETURNS: No-Yards	48-1085	31-721
average per return	22.6	23.3
PUNTS/Average	67/40.5	59/42.6
DEFENSIVE/tackles for loss	67-244	53-213
quarterback sacks/yards	18/113	20/154
quarterback hurries	36	65
passes broken up	46	37
forced fumbles	12	12
BLOCKED KICKS (Special Teams)	0	1
TIME OF POSSESSION (Avg.)	28:50	31:10
TIMES PENETRATED OPP. 20	32	62
scores/td,fg	26/14,12	51/42,9
TOUCHDOWNS	36	58
by rushing	10	31
by passing	21	24
by return	5	3
PAT Kicks	30-30	55-55
2-Pt. PAT	4-6	2-3
Field Goals	17-24	16-18
Safeties/Defensive PAT	0/0	2/0
TOTAL POINTS	305	459
average per game	25.4	38.3

RUSHING Player	G	Att	Gain	Loss	NET Avg.	TD	Long
C. Powell	12	147	579	17	562 3.8	3	21
M. Adkins II	9	103	558	23	535 5.2	6	34t
T. Jones	12	73	268	19	249 3.4	1	23
S. Liufau	8	40	113	70	43 1.1	0	11
D. Goodson	12	4	42	0	42 10.5	0	31
D. Abron	11	21	49	7	42 2.0	0	5
P. Richardson	12	1	7	0	7 7.0	0	7
D. O'Neill	12	1	1	0	1 1.0	0	1
C. Wood	7	22	79	79	0 0.0	0	19
Team	12	9	0	31	-31 (kneel-downs, snaps)		

RECEIVING Player	G	No.	Yards	Avg.	TD	Long
P. Richardson	12	83	1,343	16.2	10	82t
N. Spruce	12	55	650	11.8	4	62
D. Goodson	12	22	306	13.9	2	75t
T. McCulloch	12	14	138	9.9	1	24t
T. Jones	12	13	93	7.2	1	38
M. Adkins II	9	11	127	11.5	1	63t
S. Fernandez	12	9	97	10.8	1	34t
K. Slavin	12	9	68	7.6	1	10t
C. Powell	12	8	71	8.9	0	22
D. Ross	10	6	24	4.0	0	11
K. Canty	11	3	33	11.0	0	15
S. Liufau	8	1	32	32.0	0	32
S. Irwin	12	1	7	7.0	0	7

SCORING Player	G	Tot	Ru	Re	Rt	2Pt.	PAT	EP-A	FG-A	PTS
W. Oliver	12	0	0	0	0	0	0	30-30	17-24	81
P. Richardson	12	10	0	10	0	0	0	0-0	0-0	60
M. Adkins	9	7	6	1	0	0	0	0-0	0-0	42
N. Spruce	12	5	0	4	1	0	0	0-0	0-0	30
C. Powell	11	3	3	0	0	0	0	0-0	0-0	18
D. Goodson	12	2	0	2	0	2	0	0-0	0-0	16
J. Bell	12	2	0	0	2	0	0	0-0	0-0	12
G. Henderson	12	2	0	0	2	0	0	0-0	0-0	12
T. Jones	12	2	1	1	0	0	0	0-0	0-0	12
S. Fernandez	12	1	0	1	0	0	0	0-0	0-0	6
T. McCulloch	12	1	0	1	0	0	0	0-0	0-0	6
K. Slavin	12	1	0	1	0	0	0	0-0	0-0	6
D. O'Neill	12	0	0	0	0	1	2	0-0	0-0	2
D. Ross	10	0	0	0	0	1	0	0-0	0-0	2
S. Liufau	8	0	0	0	0	0	1	0-0	0-0	0
C. Wood	7	0	0	0	0	0	3	0-0	0-0	0

PUNTING Player	G	No.	Yards	Avg.	Long	In 20	had 50+	Net blk	Avg.
D. O'Neill	12	66	2673	40.5	56	22	7	1	36.5
Team	12	1	0	0.0	0	0	0	0	0.0

PASSING Player	G	Att	Com	Int	Pct.	Yards	—avg per— att. comp.	TD	Long	Sacked	TOTAL OFFENSE Att. Yds Avg.
S. Liufau	8	251	149	8	59.4	1779	7.1 11.9	12	75t	10/ 75	291 1822 6.3
C. Wood	7	157	84	7	53.5	1103	7.0 13.1	8	82t	10/ 79	179 1103 6.2
P. Richardson	12	2	1	0	50.0	75	37.5 75.0	1	75t	0/ 0	3 82 27.3
N. Spruce	12	1	1	0	100.0	32	32.0 32.0	0	32	0/ 0	1 32 32.0
Team (spiked passes)		0	0	0	0.0	0	0.0 0.0	0	0	0/ 0	9 -31 -3.4

PUNT RETURNS Player	G	No.	Yards	Avg.	TD	Long
N. Spruce	12	9	45	5.0	0	19

KICKOFF RETURNS Player	G	No.	Yards	Avg.	TD	Long
N. Spruce	12	2	63	31.5	1	46t
M. Mosley	10	2	55	27.5	0	36
M. Adkins II	9	2	54	27.0	0	29
R. Severson	11	36	795	22.1	0	48
D. Ross	10	5	107	21.4	0	28
J. Hall	12	1	11	11.0	0	11

INTERCEPTIONS Player	G	No.	Yards	Avg.	TD	Long
G. Henderson	12	4	82	20.5	1	46t
J. Bell	12	3	109	36.3	1	79t
K. Crawley	11	2	0	0.0	0	0
A. Gillam	12	1	11	11.0	0	11

FIELD GOALS Player	10-19	20-29	30-39	40-49	50+	Total	Long
W. Oliver	2-2	5-5	4-5	4-7	2-5	17-24	53
Opponents	0-0	6-6	6-6	4-6	0-0	16-18	46

TACKLE LEADERS Player	G	UT	AT	— Tot	TFL	QBS	PBU
A. Gillam	12	78	41	— 119	7-13	3-25	6
D. Webb	12	68	31	— 99	7-12	0-0	2
G. Henderson	12	46	22	— 68	2-6	0-0	10
J. Bell	12	48	19	— 67	4-17	0-0	6
P. Orms	11	51	15	— 66	2-6	0-0	1
K. Awuzie	12	43	16	— 59	4-9	1-12	4
C. Crawley	11	38	12	— 50	2-2	0-0	5
C. Uzo-Diribe	12	36	10	— 46	7-32	4-24	4
J. Solis	12	24	15	— 39	2-7	1-1	0
J. Tupou	12	25	13	— 38	2-4	½-2	1
W. Greer III	8	25	9	— 34	2-5	0-0	0
T. Thompson	9	22	10	— 32	0-0	0-0	3
J. Parker							



2014 2-10 Pac-12: 0-9 (6th/South)

	Result	Attend.	Rank		CU	Rushing			Passing			Tot Off		Opp		Rushing			Passing			Tot Off		TV
			CU	Opp		att	yds	td	a	c	i	yds	td	no	yds	FD	att	yds	td	a	c	i	yds	
A 29	†Colorado State (N)	L 17-31	63,363	—	—	22	34	134	0	39-24-0	241	2	73	375	27	45	266	3	23-13-0	134	1	68	400	FS-1
S 6	at Massachusetts	W 41-38	10,227	—	—	29	47	156	2	42-26-1	318	3	89	474	24	30	105	2	38-20-1	267	3	68	372	ESPN3
S 13	*ARIZONA STATE (N)	L 24-38	38,547	—	16	28	37	232	0	54-35-2	313	3	91	545	18	35	223	2	25-15-0	203	3	60	426	ESPN3
S 20	HAWAII	W 21-12	39,478	—	—	20	36	118	1	45-29-2	287	2	81	405	20	32	131	0	46-17-1	155	0	78	286	PAC12
S 27	*at California (2 OT)	L 56-59	39,821	—	—	39	43	175	1	67-46-1	455	7	110	630	24	30	127	1	42-24-1	458	7	72	585	PAC12
O 4	*OREGON STATE	L 31-36	36,415	—	—	25	28	123	2	49-32-1	308	2	77	431	22	32	167	3	37-27-0	278	1	69	445	PAC12
O 18	*at Southern California	L 28-56	74,756	—	22	27	46	172	2	49-31-2	231	2	95	403	21	33	213	1	28-19-0	319	7	61	532	PAC12
O 25	*UCLA (2 OT)	L 37-40	37,442	—	25	31	45	233	2	46-28-2	267	2	91	500	21	37	309	4	39-24-0	200	1	76	509	PAC12
N 1	*WASHINGTON	L 23-38	35,633	—	—	24	37	181	0	52-36-1	314	2	89	495	14	40	236	1	19-13-0	206	2	59	442	PAC12
N 8	*at Arizona	L 20-38	50,177	—	21	19	36	94	0	39-25-2	259	2	75	353	28	47	288	0	38-21-0	211	4	85	499	PAC12
N 22	*at Oregon	L 10-44	55,891	—	3	14	30	121	0	32-16-0	105	1	62	226	30	41	265	3	36-26-0	332	3	77	597	PAC12
N 29	*UTAH	L 34-38	31,954	—	—	18	32	116	3	31-20-1	317	3	63	433	21	35	128	1	37-25-0	311	1	72	439	PAC12

†—Sports Authority Field at Mile High, Denver.

Head Coach: Mike MacIntyre. **Assistant Coaches:** Kent Baer (DC/LB), Brian Lindgren (OC/QB), Clayton Adams (RB/TE), Gary Bernardi (OL), Charles Clark (S), Jim Jeffcoat (DT), Andy LaRussa (DE), Toby Neinas (ST), Troy Walters (WR).

Usual Lineup: Offense (Multiple)—WR Nelson Spruce, WR Shay Fields, LT Jeromy Irwin, LG Kaiwi Crabb, C Alex Kelley, RG Daniel Muneer, RT Stephanie Nembot, TE Kyle Slavin/Sean Irwin, QB Sefo Liufau, TB Christian Powell/Tony Jones/Michael Adkins/Phillip Lindsay, WR D.D. Goodson. **Defense (Multiple/4-3 Base)**—LE Derek McCartney, DT Juda Parker, DT Josh Tupou, RE Jimmie Gilbert/Christian Shaver, MLB Addison Gillam, WLB Kenneth Olugbode, SLB Woodson Greer, LG Greg Henderson, SS Tedric Thompson/Terrel Smith, FS Chidobe Awuzie, RC Ken Crawley, N John Walker. **Specialists**—P Darragh O'Neill, PK Will Oliver, KR Phillip Lindsay, PR Nelson Spruce, SN Wyatt Tucker Smith.

Notes: The Buffs lost four conference games by a combined 15 points, the smallest margin for four league setbacks since the 1964 season, when CU dropped four by 12 points (and five by 21). Colorado was 0-9 in Pac-12 Conference games, its first winless season in league play since going 0-5 in the Rocky Mountain Athletic Conference in 1915. Despite that fact, CU set 107 team records, mostly on offense (QB Sefo Liufau and WR Nelson Spruce combined for almost six dozen of them); the most notable were 3,200 passing yards and 28 touchdown passes by Liufau, and 106 receptions (12 for TDs) by Spruce. Spruce also scored the school's 25,000th point on a touchdown reception late in the 59-56 double overtime loss at Cal. CU averaged over 400 yards on offense (439.2) for the first time since the 2001 season, and ran a record number of plays in a season (996, or 83.0 per game). Colorado's 41-38 win at Massachusetts marked the Buffs' first visit to the northeast U.S. since a 31-0 win over Army in 1977.

SCORE/QUARTERS	1	2	3	4	OT	—	Total
COLORADO	69	130	68	62	13	—	342
Opponents	123	112	135	79	19	—	468
TEAM STATISTICS		Colorado		Opponents			
FIRST DOWNS	296		271				
by rushing	101		108				
by passing	159		131				
by penalty	36		32				
FIRST DOWN PLAYS / Average	427/5.4		390/6.8				
THIRD DOWN EFFICIENCY	81-202		70-175				
percentage	40.1		40.0				
FOURTH DOWN EFFICIENCY	14-29		7-13				
percentage	48.3		53.8				
RUSHING ATTEMPTS	451		437				
yards gained	2117		2691				
yards lost	262		233				
NET RUSHING YARDS	1855		2458				
average per rush	4.11		5.62				
average per game	154.6		204.8				
PASSING ATTEMPTS	545		408				
passes completed	348		244				
had intercepted	15		3				
completion percentage	63.9		59.8				
efficiency rating	128.54		149.93				
NET PASSING YARDS	3415		3074				
average per attempt	6.27		7.53				
average per completion	9.8		12.6				
average per game	284.6		256.2				
TOTAL OFFENSIVE PLAYS	996		845				
TOTAL NET YARDS	5270		5532				
AVERAGE GAIN PER PLAY	5.29		6.55				
AVERAGE PER GAME	439.2		461.0				
FUMBLES-LOST	12-6		14-8				
PENALTIES/YARDS	86/822		86/819				
TURNOVERS (Margin: -10/-0.83)...	21		11				
TOTAL RETURN YARDS	145		547				
Punt Returns: No-Yards	18-117		23-245				
Interceptions: No-Yards	3-28		15-280				
Misc. (Fumble/Blk. FG) Returns	0-0		1-22				
KICKOFF RETURNS: No-Yards	41-972		28-600				
average per return	23.7		21.4				
PUNTS/Average	68/44.1		64/43.5				
DEFENSIVE/tackles for loss	57-220		75-269				
quarterback sacks/yards	22/139		23/137				
quarterback hurries	48		62				
passes broken up	60		50				
forced fumbles	7		7				
BLOCKED KICKS (Special Teams)	0		0				
TIME OF POSSESSION (Avg.)	32:35		27:25				
TIMES PENETRATED OPP. 20	45		52				
scores/td,fg	40/29,11		47/34,13				
TOUCHDOWNS	42		60				
by rushing	13		21				
by passing	29		35				
by return	0		4				
PAT Kicks	42-42		54-55				
2-Pt. PAT	0-0		0-4				
Field Goals	16-21		18-19				
Safeties/Defensive PAT	0/0		0/0				
TOTAL POINTS	342		468				
average per game	28.5		39.0				

RUSHING									
Player	G	Att	Gain	Loss	NET Avg.	TD	Long		
C. Powell	10	85	455	7	448 5.3	4	55		
T. Jones	12	94	422	19	403 4.3	3	33		
M. Adkins II	10	81	415	17	398 4.9	3	43		
P. Lindsay	12	79	398	7	391 5.0	0	36		
S. Liufau	12	69	262	126	136 2.0	0	39		
D. Lee	10	8	59	20	39 4.9	0	45		
S. Fields	12	4	24	0	24 6.0	1	13t		
D. O'Neill	12	1	19	0	19 19.0	0	19		
J. Gehrke	4	11	41	26	15 1.4	1	14		
M. Creer	7	4	9	1	8 2.0	0	6		
D. Goodson	11	1	7	0	7 7.0	0	7		
G. Frazier	12	5	4	0	4 0.8	1	2		
N. Spruce	12	1	2	0	2 2.0	0	2		
B. Bobo	12	1	0	3	-3 -3.0	0	-3		
Team	12	7	0	36	-36 (kneel-downs, snaps)				
RECEIVING									
Player	G	No.	Yards	Avg.	TD	Long			
N. Spruce	12	106	1,198	11.3	12	71t			
S. Fields	12	50	486	9.7	4	75t			
D. Goodson	11	38	382	10.1	2	43			
T. McCulloch	12	30	419	14.0	2	36			
T. Jones	12	24	151	6.3	0	20			
B. Bobo	12	23	215	9.4	3	38t			
P. Lindsay	12	14	118	8.4	0	27			
D. Lee	10	13	78	6.0	1	11			
C. Powell	10	12	64	5.3	0	11			
K. Slavin	12	11	111	10.1	0	18			
M. Adkins II	10	11	60	5.5	0	22			
S. Irwin	12	7	67	9.6	1	22t			
G. Frazier	12	5	35	7.0	3	18			
S. Liufau	12	2	24	12.0	1	17			
M. Creer	7	2	7	3.5	0	5			

SCORING												
Player	G	Touchdowns			2Pt.	PAT	EPA	FG-A	PTS			
		Tot	Ru	Re						Rt		
W. Oliver	12	0	0	0	0	0	42-42	16-21	90			
N. Spruce	12	12	0	12	0	0	0-0	0-0	72			
S. Fields	12	5	1	4	0	0	0-0	0-0	30			
G. Frazier	12	4	1	3	0	0	0-0	0-0	24			
C. Powell	10	4	4	0	0	0	0-0	0-0	24			
M. Adkins	10	3	3	0	0	0	0-0	0-0	18			
B. Bobo	12	3	0	3	0	0	0-0	0-0	18			
T. Jones	12	3	3	0	0	0	0-0	0-0	18			
D. Goodson	12	2	0	2	0	0	0-0	0-0	12			
T. McCulloch	12	2	0	2	0	0	0-0	0-0	12			
J. Gehrke	4	1	1	0	0	0	0-0	0-0	6			
S. Irwin	12	1	0	1	0	0	0-0	0-0	6			
D. Lee	10	1	0	1	0	0	0-0	0-0	6			
S. Liufau	12	1	0	1	0	0	0-0	0-0	6			

PASSING										—avg. per—			TOTAL OFFENSE		
Player	G	Att	Com	Int	Pct.	Yards	att.	comp.	TD	Long	Sacked	Att.	Yds	Avg.	
S. Liufau	12	498	325	15	65.3	3200	6.4	9.8	28	75t	18/104	567	3336	5.9	
J. Gehrke	4	44	20	0	45.5	170	3.9	8.5	0	21	4/ 23	55	185	3.4	
N. Spruce	12	2	2	0	100.0	24	12.0	12.0	1	17	0/ 0	3	26	8.7	
S. Fields	12	1	1	0	100.0	21	21.0	21.0	0	21	0/ 0	5	45	9.0	
Team (spiked passes)		0	0	0	0.0	0	0.0	0.0	0	0	1/ 10	7	-36		



2015

4-9 Pac-12: 1-8 (6th/South)

	Result	Attend.	Rank		CU	Rushing			Passing			Tot Off		Opp		Rushing			Passing			Tot Off		TV
			CU	Opp		att	yds	td	a	c	i	yds	td	no	yds	FD	att	yds	td	a	c	i	yds	
S 3 at Hawai'i (N)	L 20-28	19,511	—	—	23	53	215	2	40-23-1	156	0	93	371	14	34	100	0	38-19-2	202	3	72	302	CBS-SN	
S 12 MASSACHUSETTS	W 48-14	35,094	—	—	32	59	390	5	24-15-0	168	1	83	558	20	29	147	1	42-24-1	250	1	79	97	P12MT	
S 19 †Colorado State (N; OT)	W 27-24	66,253	—	—	18	32	125	0	29-15-0	220	2	61	345	27	49	218	2	39-25-2	282	1	88	500	CBS-SN	
S 26 NICHOLLS STATE	W 48-0	37,302	—	—	33	62	358	5	31-18-0	278	1	93	636	8	34	126	0	22-6-2	40	0	56	166	PAC12	
O 3 OREGON (N)	L 24-41	46,222	—	—	18	36	77	2	42-25-1	231	1	78	308	27	60	361	3	21-13-1	176	2	81	537	ESPN	
O 10 *at Arizona State (N)	L 23-48	44,157	—	—	19	28	49	2	41-26-1	401	1	69	450	21	40	231	1	31-20-1	260	5	71	491	PAC12	
O 17 *ARIZONA (N)	L 31-38	39,666	—	—	22	43	128	2	44-28-0	339	2	87	467	26	44	291	3	40-25-0	325	2	84	616	FS-1	
O 24 *at Oregon State (N)	W 17-13	36,977	—	—	20	44	171	1	24-17-0	157	1	68	328	17	41	202	1	32-13-1	199	0	73	401	PAC12	
O 31 *at UCLA	L 31-35	51,508	—	—	24	34	56	242	2	58-37-2	312	0	114	554	16	26	138	3	33-19-0	262	1	59	400	PAC12
N 7 *STANFORD	L 10-42	40,142	—	—	9	15	30	83	1	23-13-2	148	0	53	231	25	48	275	3	27-18-1	197	3	75	472	PAC12
N 13 *SOUTHERN CALIFORNIA (N)	L 24-27	37,905	—	—	21	36	59	1	31-24-0	222	2	67	281	19	37	129	0	27-17-1	204	3	64	333	ESPN2	
N 21 *at Washington State	L 3-27	25,121	—	—	24	17	30	85	0	41-26-2	238	0	71	323	30	21	149	1	57-30-1	332	2	78	481	ESPN2
N 28 *at Utah	L 14-20	45,823	—	—	19	33	49	0	38-19-3	258	2	71	307	18	50	216	1	26-10-1	108	1	76	324	PAC12	

†—Sports Authority Field at Mile High, Denver.

Head Coach: Mike MacIntyre. **Assistant Coaches:** Jim Leavitt (DC/LB), Brian Lindgren (OC/QB), Klayton Adams (RB/TE), Gary Bernardi (OL), Charles Clark (CB), Jim Jeffcoat (DT), Toby Neinas (ST), Joe Tumpkin (S).

Usual Lineup: Offense (Multiple)—WR Nelson Spruce, WR Shay Fields, LT Stephone Nembot/Sam Kronshage, LG Gerald Kough, C Alex Kelley, RG Jonathan Huckins/Shane Callahan, RT Stephane Nembot/John Lisella, TE Sean Irwin, QB Sefo Liufau, TB Christian Powell/Phillip Lindsay/Patrick Carr, WR Devin Ross/Donovan Lee. **Defense (Multiple)**—SLB Derek McCartney, DT Jordan Carrell, Justin Solis, DE Leo Jackson III, MLB Rick Gamboa, JLB Kenneth Olugbode, LC Ahkello Witherspoon, SS Tedric Thompson, FS Ryan Moeller/Jered Bell, RC Ken Crawley, N Chidobe Awuzie. **Specialists**—P Alex Kinney, PK Diego Gonzalez, KO Chris Graham, KR Donovan Lee/Phillip Lindsay, PR Nelson Spruce, SN Wyatt Tucker Smith.

Notes: CU enjoyed its best start (3-1) since a similar record in 2010, but went 1-8 in the Pac-12, with four of those losses by a combined 20 points. Injuries played a role in the offense taking a slight step back from the 2014 season, but the defense improved dramatically (the Buffs allowed 111 fewer points playing one more game than in '14). WR Nelson Spruce concluded his Colorado career setting 41 school records, and also exited as the Pac-12's all-time leading receiver with 294 catches. The team was young, with just 12 seniors, only three of whom were starters. Off the field, the long-time voice of the Buffaloes, Larry Zimmer, retired after calling CU games for 42 seasons (1971-81, 1985-2015).

SCORE/QUARTERS	1	2	3	4	OT	— Total
COLORADO	73	97	74	73	3	— 320
Opponents	108	85	79	85	0	— 357

TEAM STATISTICS	Colorado	Opponents
FIRST DOWNS	291	268
by rushing	125	112
by passing	145	134
by penalty	21	22
FIRST DOWN PLAYS / Average	437/5.8	404/5.7
THIRD DOWN EFFICIENCY	75-208	87-206
percentage	36.1	42.2
FOURTH DOWN EFFICIENCY	15-27	9-19
percentage	55.6	47.4
RUSHING ATTEMPTS	542	513
yards gained	2453	2840
yards lost	422	257
NET RUSHING YARDS	2031	2583
average per rush	3.75	5.04
average per game	156.2	198.7
PASSING ATTEMPTS	466	435
passes completed	286	249
had intercepted	12	14
completion percentage	61.4	57.2
efficiency rating	121.8	123.8
NET PASSING YARDS	3128	2837
average per attempt	6.71	6.52
average per completion	10.9	11.4
average per game	240.6	218.2
TOTAL OFFENSIVE PLAYS	1008	948
TOTAL NET YARDS	5159	5420
AVERAGE GAIN PER PLAY	5.12	5.72
AVERAGE PER GAME	396.8	416.9
FUMBLES-LOST	20-9	28-8
PENALTIES/YARDS	80/724	82/692
TURNOVERS (Margin: +1/+0.08)...	21	22
TOTAL RETURN YARDS	394	376
Punt Returns: No-Yards	16-99	20-130
Interceptions: No-Yards	14-262	12-216
Misc. (Fumble/Blk. FG) Returns	1-33	1-30
KICKOFF RETURNS: No-Yards	34-745	47-1050
average per return	21.9	22.3
PUNTS	68/40.1	69/41.4
DEFENSIVE/tackles for loss	69-257	88-423
quarterback sacks/yards	28/168	41/288
quarterback hurries	60	87
passes broken up	63	34
forced fumbles	10	11
BLOCKED KICKS (Special Teams)...	1	6
TIME OF POSSESSION (Avg.)	30:56	29:04
TIMES PENETRATED OPP. 20	53	44
scores/td,fg	39/27,12	39/26,13
TOUCHDOWNS	38	44
by rushing	24	19
by passing	12	24
by return	2	1
PAT Kicks	36-36	18-29
2-Pt. PAT	1-2	1-1
Field Goals	18-29	16-22
Safeties/Defensive PAT	0/0	0/0
TOTAL POINTS	320	357
average per game	24.6	27.5

RUSHING Player	G	Att	Gain	Loss	NET Avg.	TD	Long
P. Lindsay	13	140	680	27	653	4.7	6
C. Powell	13	71	356	17	339	4.8	4
D. Lee	11	49	303	17	286	5.8	3
P. Carr	11	66	292	20	272	4.1	1
S. Liufau	11	107	420	154	266	2.5	5
M. Adkins II	3	42	218	6	212	5.1	3
K. Evans	10	18	54	2	52	2.9	1
J. Awini	10	4	20	0	20	5.0	0
S. Fields	12	2	17	9	8	4.0	0
D. Ross	13	1	3	0	3	3.0	0
J. Gehrke	3	7	21	40	-19	-2.7	0
C. Apsay	5	27	69	104	-35	-1.3	0
Team	13	8	0	26	-26	(kneel-downs, snaps)	

RECEIVING Player	G	No.	Yards	Avg.	TD	Long
N. Spruce	13	89	1,053	11.8	4	50
S. Fields	12	42	598	14.2	4	72t
P. Lindsay	13	26	211	8.1	1	34
D. Lee	11	26	128	4.9	0	17
D. Ross	13	25	324	13.0	2	68t
B. Bobo	13	24	207	8.6	0	23
S. Irwin	13	15	248	16.5	0	47
J. MacIntyre	12	8	84	10.5	1	38t
D. Keeney	13	6	71	11.8	0	23
C. Powell	13	6	64	10.7	0	37
G. Frazier	13	6	31	5.2	1	9
P. Carr	11	5	52	10.4	0	20
M. Adkins	3	3	7	2.3	0	8
L. Walker	8	2	23	11.5	0	19
S. Liufau	11	1	12	12.0	0	12
K. Evans	10	1	8	8.0	0	8
C. Hill	11	1	7	7.0	0	7

SCORING Player	Touchdowns	2Pt.	PAT	EPA	FG-A	PTS
D. Gonzalez	13	0	0	0	0-0	35-35
P. Lindsay	13	7	6	1	0	0-0
S. Liufau	11	5	5	0	0	0-0
N. Spruce	13	4	0	4	0	0-0
S. Fields	12	4	0	4	0	0-0
C. Powell	13	4	0	0	0	0-0
M. Adkins II	3	3	3	0	0	0-0
D. Lee	11	3	3	0	0	0-0
D. Ross	13	2	0	2	0	0-0
P. Carr	11	1	1	0	0	0-0
K. Evans	10	1	1	0	0	0-0
G. Frazier	13	1	0	1	0	0-0
S. Kafovalu	13	1	0	1	0	0-0
J. MacIntyre	12	1	0	1	0	0-0
K. Olugbode	11	1	0	1	0	0-0
C. Graham	13	0	0	0	0-0	1-1

PASSING Player	G	Att-Com-Int	Pct.	Yards	—avg. per—	TD	Long	Sacked	TOTAL OFFENSE
S. Liufau	11	344-214-6	62.2	2418	7.0	11.3	9	72t	452
C. Apsay	5	92-59-5	64.1	582	6.3	9.9	3	50	119
J. Gehrke	3	24-12-1	50.0	116	4.3	9.7	1	23	31
N. Spruce	13	4-1-0	33.3	12	3.0	12.0	0	12	4
Team (spiked passes)		2-0-0	0.0	0/0

PUNTING Player	G	No.	Yards	Avg.	In 20	had 50+	Net blk
A. Kinney	13	66	2648	40.1	58	23	6
Team	13	2	0	0.0	0	0	0

PUNT RETURNS Player	G	No.	Yards	Avg.	TD	Long
J. MacIntyre	12	4	37	9.3	0	31
N. Spruce	13	10	61	6.1	0	45
S. Fields	12	2	1	0.5	0	1

KICKOFF RETURNS Player	G	No.	Yards	Avg.	TD	Long
D. Lee	11	22	540	24.5	0	37
P. Lindsay	13	7	154	22.0	0	41
C. Hill	11	3	38	12.7	0	17
C. Powell	13	1	15	15.0	0	15
A. Howard	12	1	-2	-2.0	0	-2

INTERCEPTIONS Player	G	No.	Yards	Avg.	TD	Long
T. Thompson	13	3	112	37.3	0	71
J. Bell	9	3	19	6.3	0	19
C. Awuzie	13	2	26	13.0	0	26
A. Witherspoon	13	2	0	0.0	0	0
K. Olugbode	11	1	60	60.0	1	60t
D. McCartney	12	1	33	33.0	0	33
K. Crawley	13	1	12	12.0	0	12
R. Moeller	7	1	0	0.0	0	0

FIELD GOALS Player	10-19	20-29	30-39	40-49	50+	Total	Long
D. Gonzalez	0-0	8-9	3-7	5-9	2-3	18-29	52
Opp							



2016 10-4 Pac-12: 8-1 (1st/South)

S	Rank	CU	Opp	FD	Rushing			Passing			Tot Off		Opp		Rushing			Passing			Tot Off		TV			
					att	yds	td	a	c	i	no	yds	no	yds	FD	att	yds	td	a	c	i	yds		td	no	yds
2	↑	Colorado State (N)	W	44-7	69,850	—	—	28	56	260	4	33-23-0	318	1	89	578	12	35	162	0	29-12-2	63	1	64	225	ESPN
10	IDAHO STATE	W	56-7	39,505	—	—	32	57	262	4	31-22-0	335	4	88	597	7	13	29	1	42-20-1	67	0	55	96	PACMT	
17	at Michigan	L	28-45	110,042	—	4	15	33	64	0	34-18-0	261	3	67	325	20	41	168	3	30-16-0	229	1	71	397	BTN	
24	*at Oregon	W	41-38	53,974	—	—	32	52	260	2	32-23-2	333	3	84	593	24	45	215	3	33-22-1	293	2	78	508	PAC12	
1	*OREGON STATE (N)	W	47-6	46,839	—	—	26	54	247	2	30-21-0	316	3	84	563	14	34	126	0	32-13-2	100	0	66	226	PAC12	
8	*at Southern California	L	17-21	68,302	21	—	20	29	96	0	44-28-1	275	2	73	371	28	43	190	0	37-25-1	358	3	80	548	PAC12	
15	*ARIZONA STATE (N)	W	40-16	48,588	—	—	27	52	315	5	32-23-0	265	0	84	580	7	28	50	0	35-13-1	149	1	63	199	PAC12	
22	*at Stanford	W	10-5	44,535	—	—	23	49	224	0	25-12-0	135	1	74	359	15	33	93	0	29-16-3	170	0	62	263	PAC12	
3	*UCLA (N)	W	20-10	43,761	21	—	24	52	144	1	33-20-3	160	0	85	304	14	30	25	0	29-15-1	185	1	59	210	FS-1	
12	*at Arizona (N)	W	49-24	41,068	16	—	25	46	175	4	27-19-1	213	3	73	388	23	52	267	3	26-12-0	155	0	78	412	FS-1	
19	*WASHINGTON STATE	W	38-24	48,658	12	20	31	59	258	5	41-27-0	345	0	100	603	21	22	137	0	53-26-1	325	3	75	462	FOX	
26	*UTAH (N)	W	27-22	52,301	9	21	18	38	108	1	44-23-0	270	1	82	378	15	41	179	0	40-13-2	160	1	81	339	FOX	
D	Washington (N)	L	10-41	47,118	9	4	9	29	82	1	25-8-3	81	0	54	163	22	54	265	2	24-9-0	118	2	78	383	FOX	
D	29	Okahoma State (N)	L	8-38	59,815	11	13	18	29	62	1	38-22-1	256	0	67	318	24	41	189	2	33-23-0	338	3	74	527	ESPN

†—Sports Authority Field at Mile High, Denver; ♦—Pac-12 Championship game at Santa Clara, Calif.; #—Alamo Bowl at San Antonio, Texas.
Head Coach: Mike MacIntyre. **Assistant Coaches:** Jim Leavitt (DC/LB), Darrin Chiaverini (co-OC/WR), Brian Lindgren (co-OC/QB), Klayton Adams (OL), Gary Bernardi (TE/HB), Charles Clark (CB), Jim Jeffcoat (DT), Joe Tumpkin (S).

Usual Lineup: Offense (Multiple)—WR Bryce Bobo, WR Shay Fields, WR Devin Ross, LT Jeremy Irwin, LG Gerrard Kough, C Alex Kelley, RG Tim Lynott, Jr., RT Sam Kronshage/Aaron Haigler, TE Sean Irwin (WR Jay MacIntyre), QB Sefo Liufau, TB Phillip Lindsay. **Defense (Multiple)**—OLB Ryan Moeller, DE Jordan Carrell, NT Josh Tupou, DE Samson Kafovalu, OLB JLB Kenneth Oluogbode, MLB Rick Gamboa, LC Chidobe Awuzie, SS Tedric Thompson, FS Afotabi Laguda, RC Ahkello Witherspoon. **Specialists**—P Alex Kinney, PK Diego Gonzalez, PK Chris Graham, PK Davis Price, KR Anthony Julmisse, PR Jay MacIntyre/Isaiah Oliver, SN J.T. Bale.

Notes: CU won the Pac-12 South Division in dramatic fashion, recording the largest turnaround from one year to the next in conference play (1-8 to 8-1) in league history. The Buffaloes enjoyed their first 10-win season in 15 years and in the process earned a bowl invitation for the first time since 2007. CU's first real experienced team in some time, the Buffs did not start a true freshman for the first time since 2001 as well. QB Sefo Liufau finished his CU career with 99 school records (mostly passing and total offense). Head coach Mike MacIntyre was the consensus national coach of the year (winning eight of the 10 awards) and the Pac-12 coach of the year. CU won 13 of 14 coin tosses on the year, the chances of which were 1 in 1,092.

SCORE/QUARTERS	1	2	3	4	OT	—	Total
COLORADO	127	136	88	76	x	—	427
Opponents	69	63	75	59	x	—	266
TEAM STATISTICS	Colorado		Opponents				
FIRST DOWNS	310		222				
by rushing	143		92				
by passing	138		112				
by penalty	29		28				
FIRST DOWN PLAYS / Average	451/6.0		384/5.1				
THIRD DOWN EFFICIENCY	98-220		65-206				
percentage	44.5		31.6				
FOURTH DOWN EFFICIENCY	7-16		8-19				
percentage	43.8		42.1				
RUSHING ATTEMPTS	606		471				
yards gained	2785		2269				
yards lost	290		373				
NET RUSHING YARDS	2495		1896				
average per rush	4.12		4.03				
average per game	191.9		145.8				
PASSING ATTEMPTS	431		439				
passes completed	267		212				
had intercepted	10		15				
completion percentage	61.9		48.3				
efficiency rating	137.8		98.1				
NET PASSING YARDS	3307		2372				
average per attempt	7.67		5.40				
average per completion	12.4		11.2				
average per game	254.4		182.5				
TOTAL OFFENSIVE PLAYS	1037		910				
TOTAL NET YARDS	5802		4268				
AVERAGE GAIN PER PLAY	5.59		4.69				
AVERAGE PER GAME	446.3		328.3				
FUMBLES-LOST	19-9		21-11				
PENALTIES/YARDS	71/626		76/682				
TURNOVERS (Margin: +7/+0.54)	19		26				
TOTAL RETURN YARDS	546		517				
Punt Returns: No-Yards	31-316		26-341				
Interceptions: No-Yards	15-203		10-110				
Misc. (Fumble/Blk. FG) Returns	3-37		2-66				
KICKOFF RETURNS: No-Yards	21-484		35-923				
average per return	23.0		26.4				
PUNTS	68/39.9		84/42.8				
DEFENSIVE/tackles for loss	64-362		71-260				
quarterback sacks/yards	36/290		28/169				
quarterback hurries	79		55				
passes broken up	92		41				
forced fumbles	19		12				
BLOCKED KICKS (Special Teams)	1		4				
TIME OF POSSESSION (Avg.)	31:06		28:54				
TIMES PENETRATED OPP. 20	57		41				
scores/td,fg	51/37,14		31/21,10				
TOUCHDOWNS	54		31				
by rushing	29		12				
by passing	21		15				
by return	4		4				
PAT Kicks	50-53		30-30				
2-Pt. PAT	1-1		0-1				
Field Goals	17-25		16-26				
Safeties/Defensive PAT	0/0		1/0				
TOTAL POINTS	427		266				
average per game	32.8		20.5				

RUSHING		Player												
Player	G	Att	Gain	Loss	NET	Avg.	TD	Long						
P. Lindsay	13	230	1214	25	1189	5.2	16	75t						
S. Liufau	11	152	637	141	496	3.3	7	25						
K. Evans	13	84	357	11	346	4.1	3	20						
S. Montez	10	51	288	57	231	4.5	1	32						
D. Lee	10	28	108	11	97	3.5	0	21						
B. Bisharat	13	15	46	1	45	3.0	0	7						
T. Lewis	1	9	33	0	33	3.7	0	17						
M. Adkins II	3	10	34	4	30	3.0	1	16						
J. Gehrke	3	1	23	0	23	23.0	0	23						
S. Fields	13	1	12	0	12	12.0	0	12						
J. MacIntyre	13	3	11	0	11	3.7	0	5						
A. Julmisse	13	1	10	0	10	10.0	0	10						
D. Ross	13	3	12	2	10	3.3	0	8						
A. Kelley	12	0	0	0	0	0.0	1	0						
Team	13	18	0	38	-38	(kneel-downs, snaps)								
RECEIVING		Player												
Player	G	No.	Yards	Avg.	TD	Long								
D. Ross	13	66	765	11.6	5	61								
S. Fields	13	52	845	16.3	9	70t								
P. Lindsay	13	47	390	8.3	1	67t								
B. Bobo	12	41	523	12.8	2	66								
J. MacIntyre	13	30	390	13.0	1	40t								
K. Ento	13	8	174	21.8	2	69t								
K. Evans	13	8	114	14.3	0	32								
D. Lee	10	7	38	5.4	0	13								
J. Huntley	12	1	14	14.0	0	14								
S. Liufau	11	1	14	14.0	0	14								
L. Walker	7	1	13	13.0	0	13								
D. Keeney	11	1	8	8.0	0	8								
C. Bounds	11	1	8	8.0	0	8								
J. Hall	1	1	6	6.0	0	6								
C. Hill	8	1	4	4.0	1	4t								
M. Adkins	3	1	1	1.0	0	1								
SCORING		Touchdowns					2Pt.							
Player	G	Tot	Ru	Re	Rt	PAT	EP-A	FG-A	PTS					
P. Lindsay	13	17	16	1	0	0-0	0-0	0-0	102					
S. Fields	13	9	0	9	0	0-0	0-0	0-0	54					
S. Liufau	11	7	7	0	0	0-0	0-0	0-0	42					
C. Graham	11	0	0	0	0	0-0	8-10	10-14	38					
D. Price	8	0	0	0	0	0-0	26-27	4-6	38					
D. Ross	13	5	0	5	0	0-0	0-0	0-0	30					
D. Gonzalez	3	0	0	0	0	0-0	16-16	3-4	25					
K. Evans	13	3	3	0	0	0-0	0-0	0-0	18					
B. Bobo	12	2	0	2	0	1-0	0-0	0-0	14					
K. Ento	12	2	0	2	0	0-0	0-0	0-0	12					
M. Adkins II	3	1	1	0	0	0-0	0-0	0-0	6					
C. Hill	8	1	0	1	0	0-0	0-0	0-0	6					
A. Kelley	12	1	1	0	0	0-0	0-0	0-0	6					
J. MacIntyre	13	1	0	1	0	0-0	0-0	0-0	6					
S. Montez	10	1	1	0	0	1-0	0-0	0-0	6					
R. Gamboa	13	1	0	0	1	0-0	0-0	0-0	6					
D. McCartney	3	1	0	0	1	0-0								



2017-2018 PAC-12 CONFERENCE BOWL PARTNERS

THIS IS WHY WE PLAY



PLAYOFF SEMIFINAL



presented by
Northwestern Mutual

**COLLEGE FOOTBALL
PLAYOFF SEMIFINAL
ROSE BOWL GAME PRESENTED
BY NORTHWESTERN MUTUAL**

JANUARY 1, 2018
PASADENA, CA
5:00 PM ET / 2:00 PM PT
ON ESPN



LAS VEGAS BOWL

DECEMBER 16, 2017
LAS VEGAS, NV
3:30 PM ET / 12:30 PM PT
ON ABC



VALERO ALAMO BOWL

DECEMBER 28, 2017
SAN ANTONIO, TX
9:00 PM ET / 6:00 PM PT
ON ESPN



PLAYOFF SEMIFINAL



**COLLEGE FOOTBALL
PLAYOFF SEMIFINAL
ALLSTATE SUGAR BOWL**

JANUARY 1, 2018
NEW ORLEANS, LA
8:45 PM ET / 5:45 PM ET
ON ESPN



CACTUS BOWL

DECEMBER 26, 2017
PHOENIX, AZ
9:00 PM ET / 6:00 PM PT
ON ESPN



**SAN DIEGO COUNTY
CREDIT UNION
HOLIDAY BOWL**

DECEMBER 28, 2017
SAN DIEGO, CA
9:00 PM ET / 6:00 PM PT
ON FS1



**NATIONAL
CHAMPIONSHIP**

**COLLEGE FOOTBALL
NATIONAL CHAMPIONSHIP**

JANUARY 8, 2018
ATLANTA, GA
8:00 PM ET / 5:00 PM PT
ON ESPN



FOSTER FARMS BOWL

DECEMBER 27, 2017
SANTA CLARA, CA
8:30 PM ET / 5:30 PM PT
ON FOX



HYUNDAI SUN BOWL

DECEMBER 29, 2017
EL PASO, TX
2:00 PM ET / 11:00 AM PT
ON CBS

2017 COLORADO SCHEDULE

Date	Opponent	TV	Time (MT)
Sept. 1	Colorado State (Denver)	PAC12	6:00p
SEPT. 9	TEXAS STATE	PAC12	12:00p
SEPT. 16	NORTHERN COLORADO	PAC12	12:00p
SEPT. 23	 WASHINGTON	tba	TBA
Sept. 30	 at UCLA	tba	TBA
OCT. 7	 ARIZONA (FW)	tba	TBA
Oct. 14	 at Oregon State	tba	TBA
Oct. 21	 at Washington State	tba	TBA
OCT. 28	 CALIFORNIA (H)	tba	TBA
Nov. 4	 at Arizona State	tba	TBA
NOV. 11	 SOUTHERN CALIFORNIA	tba	TBA
NOV. 25	 at Utah	tba	TBA
Dec. 1	Pac-12 Championship Game	ABC/ESPN	TBA

 Pac-12 Conference game; (FW)—Family Weekend (H)—Homecoming; TBA—to be announced.

